



# **BILLS**

## **2021 MEDIA GUIDE**



# 2021 SCHEDULE

<b>Sunday, Sept. 12</b>	<b>vs. Pittsburgh</b>		<b>1:00 PM</b>
Sunday, Sept. 19	at Miami		1:00 PM
<b>Sunday, Sept. 26</b>	<b>vs. Washington</b>		<b>1:00 PM</b>
<b>Sunday, Oct. 3</b>	<b>vs. Houston</b>		<b>1:00 PM</b>
Sunday, Oct. 10	at Kansas City		8:20 PM*
Monday, Oct. 18	at Tennessee		8:15 PM
BYE WEEK			
<b>Sunday, Oct. 31</b>	<b>vs. Miami</b>		<b>1:00 PM*</b>
Sunday, Nov. 7	at Jacksonville		1:00 PM*
Sunday, Nov. 14	at NY Jets		1:00 PM*
<b>Sunday, Nov. 21</b>	<b>vs. Indianapolis</b>		<b>1:00 PM*</b>
Thursday, Nov. 25	at New Orleans		8:20 PM
<b>Monday, Dec. 6</b>	<b>vs. New England</b>		<b>8:15 PM</b>
Sunday, Dec. 12	at Tampa Bay		4:25 PM*
<b>Dec. 18 or 19</b>	<b>vs. Carolina</b>	<b>TBD</b>	<b>TBD</b>
Sunday, Dec. 26	at New England		1:00 PM*
<b>Sunday, Jan. 2</b>	<b>vs. Atlanta</b>		<b>1:00 PM*</b>
<b>Sunday, Jan. 9</b>	<b>vs. NY Jets</b>		<b>1:00 PM*</b>

<b>AFC and NFC Wild Card Playoffs</b>	<b>January 15-16</b>
<b>AFC and NFC Divisional Playoffs</b>	<b>January 22-23</b>
<b>AFC and NFC Championship Games</b>	<b>January 30</b>
<b>Super Bowl LVI (Inglewood, CA)</b>	<b>February 13</b>



---

# STAFF



# TERRY PEGULA

## OWNER/CEO

Terry Pegula rose from humble beginnings to become one of the most respected leaders in the energy industry, and one of very few owners to operate franchises in multiple professional sports.

Together with his wife Kim, Terry realized a life-long dream on October 8, 2014. The Pegulas received the unanimous approval of NFL owners to succeed Pro Football Hall of Famer Ralph C. Wilson, Jr. to become the second owners of the Buffalo Bills.

"Owning any professional team is about winning and the primary goal of our ownership will be to win the Super Bowl and bring championships to the city of Buffalo," he said at his introductory press conference.

Terry serves as CEO of the Bills and currently sits on the NFL's Health and Safety committee. In 2016, the Pegulas were honored with the Tank Younger Award, which recognizes extraordinary contributions towards diversity in the NFL.

Born on March 27, 1951 in Carbondale, PA, Terry is a 1969 graduate of Scranton Preparatory School. He entered Penn State University as a math major and was accepted into the Petroleum and Natural Gas Engineering Program. He went on to graduate with a Bachelor of Science degree in 1973 and landed his first job with Getty Oil Co. in Victoria, TX. He later joined Felmont Oil Co. as an Area Engineer, a decision that brought him to Olean, NY in 1975.

In 1983, Terry borrowed \$7,500 from family and friends to create East Resources Inc., an independent oil and gas exploration and production company operating in the Appalachian Basin. Over the next 27 years, Terry built East into one of the largest privately held companies in the United States. In July of 2010, Royal Dutch Shell purchased the assets of East Resources Inc., which continues to be active today. In 2012, Terry formed JKLM Energy. JKLM is staffed with many former East Resources employees and takes pride in contributing to U.S. energy independence by producing Pennsylvania natural gas, elevating the state into one of the top producing regions in the world.

Upon the sale of East Resources assets, Terry focused his attention on his love of sports. In September of 2010, the Pegulas announced a gift of \$102 million to construct Pegula Ice Arena, paving the way for Division I hockey at Penn State.



On February 22, 2011, Terry and Kim purchased the NHL's Buffalo Sabres and their sports ownership now extends to the NLL Buffalo Bandits and Rochester Knighthawks and the AHL Rochester Americans.

The Pegulas opened LECOM Harborcenter in 2014. The \$200 million dollar complex, next door to the Sabres' KeyBank Center, includes two hockey rinks, training facilities and a full-service Marriott Hotel.

The complex has helped bring new business opportunities to Buffalo, including multi-year agreements to host the NHL Combine. Buffalo also hosted the 2016 NHL Draft, 2018 World Junior Championships, 2019 Frozen Four NCAA Men's Hockey Tournament, as well as a wide variety of stadium and arena concerts and national and international tournaments.

During the COVID-19 pandemic, the Pegulas donated \$1.2 million to various relief efforts in Western New York.

In addition to helping manage the family's sports operations, Terry runs JKLM Energy in Pittsburgh, and his family's business operations in Boca Raton, Florida.

Terry and Kim have five children: Michael, Laura, Jessica, Kelly and Matthew. Jessica competes on the Women's Tennis Association Tour.

## THE STAMPEDE

### FAVORITE TEAM GROWING UP:

Detroit Tigers

### FAVORITE MUSICAL ARTISTS:

George Strait and Merle Haggard

### FAVORITE SANDWICH:

Pulled pork

### FAVORITE MOVIE:

Planes, Trains and Automobiles

### FIRST JOB:

Drove a road watering truck in the mines in Carbondale - a 1949 Brockway tractor trailer with no doors or windows

### FAVORITE HOBBIES:

Astronomy, model trains, bird watching, rocks and minerals

### FAVORITE BOOK:

Brave New World



# KIM PEGULA

## OWNER/PRESIDENT

Kim Pegula is the President of both the Buffalo Bills and Buffalo Sabres as well as President and CEO of Pegula Sports and Entertainment.

Overseeing the day-to-day business operations of each team, she is the first female president of both a NHL and NFL team.

A valued member of both sports' ownership groups, Kim currently serves on the NFL's Super Bowl and Major Events Advisory Committee, Business Ventures Committee, and NFL Foundation Committee. She serves on the Board of Directors of the Hockey Hall of Fame and Museum.

A member of both the NFL's Workplace Diversity Committee and the NHL's Executive Inclusion Council, Pegula is invested in ensuring diversity is a priority across both leagues.

In 2020, she served as a keynote speaker at the NFL's Annual Quarterback Coaching Summit, an event to build the coaching and personnel development pipeline and strengthen diversity across the league, and at the NFL's Women's Careers in Football Forum at the combine.

On October 8, 2014, Kim and her husband Terry realized a long-time dream when they became only the second owners of the Bills. The Pegulas purchased the Sabres in 2011 and their sports ownership extends to the NLL Buffalo Bandits and Rochester Knighthawks and the AHL Rochester Americans.

After owning multiple professional sports teams in the same market, Kim launched Pegula Sports and Entertainment (PSE) in 2014, creating a management company that oversees the business operations across all Pegula-owned entities, including the development and operation LECOM Harborcenter in downtown Buffalo.

PSE has helped bring new business opportunities to Buffalo, including multi-year agreements to host the NHL Combine. It has also hosted the 2016 NHL Draft, 2018 World Junior Championships, 2019 Frozen Four NCAA Men's Hockey Tournament, as well as a wide variety of stadium and arena concerts and national and international tournaments.

Pegula and PSE entities have been honored with a number of awards including Business First's Most Influential People, NYS Emmy Awards for sports content, Buffalo Best Place To Work, the Tank Younger Award for embracing diversity in the NFL, and numerous individual staff recognitions.



Kim and Terry have encouraged the growth of sports in the community. In 2010, the Pegulas gave \$102 million for the creation of the Pegula Ice Arena at Penn State. The facility allowed their hockey program to become a NCAA Division I team.

Kim supported Houghton College with a gift of \$12 million to build the Kerr-Pegula Athletic Complex allowing their athletic department to become a Division III program.

During the COVID-19 pandemic, the Pegulas donated \$1.2 million to various relief efforts in Western New York. Kim also served on Governor Andrew Cuomo's Re-Opening Advisory Board for New York State.

Pegula also serves on the Board of Directors of Republic Services, Inc., an industry leader in U.S. recycling and non-hazardous solid waste.

Born in Seoul, South Korea on June 7, 1969, Kim was adopted at the age of 5 by Ralph and Marilyn Kerr and moved to Fairport, NY, a suburb of Rochester.

She attended nearby Houghton College and graduated in 1991 with a degree in communications. Kim began her professional career with East Resources in 1991 and was involved with the company until its sale in 2010.

Terry and Kim have five children: Michael, Laura, Jessica, Kelly and Matthew. Jessica competes on the Women's Tennis Association Tour.

## THE STAMPEDE

### FAVORITE SPORTS MEMORY AS A FAN:

Bills comeback win vs. Houston in 1993

### FIRST JOB:

Working as a hostess at McDonald's

### FAVORITE HOBBY:

Baking

### FAVORITE MUSICAL ARTIST:

Whitney Houston

### FAVORITE MOVIE:

Grease

### FAVORITE VACATION SPOT:

Italy



# BRANDON BEANE

## GENERAL MANAGER

Brandon Beane was named General Manager of the Bills on May 9, 2017. In his first three seasons in Buffalo, Beane has helped build a roster and establish a culture that has produced two playoff appearances, including the franchise's first trip to the postseason since 1999.

Beane joined the Bills after a 19-year stint with the Carolina Panthers.



In addition to making the playoffs in 2017, Beane also engineered several trades that resulted in the Bills selecting 7th (QB Josh Allen) and 16th overall (LB Tremaine Edmunds) in the 2018 draft while maintaining all their 2019 draft capital. Along the way, he stabilized the team's salary cap status.

After bolstering the roster with several free agent signings and another productive draft in 2019, the Bills captured their first 10-win season since 1999.

In the 2020 offseason, Beane negotiated a trade with Minnesota to acquire WR Stefon Diggs and added several other free agents to fortify Buffalo's defense and special teams.

Beane, who served as the Panthers assistant general manager from 2015-16, played a vital role in constructing the Panthers draft boards from 2012-17, evaluated professional and collegiate players and worked closely with the football operations staff on the negotiation of player contracts.

Throughout Beane's time in Carolina, the Panthers won five NFC South division titles and two NFC conference championships. In 2012, Beane was named the Panthers interim general manager—holding the role for the final 10 games of the season. Carolina finished out the season with a 6-4 record under Beane's watch.

Beane also worked closely with current Bills head coach Sean McDermott in Carolina, where McDermott served as defensive coordinator from 2011-16.

"The most impressive thing I think that we accomplished is him and coach are joined at the hip and at the head," said Bills owner Terry Pegula. "They think alike. They're both very thorough people. They can make instantaneous decisions like a coach has to during the game but they also think stuff out to the point where you say, 'Wow these guys are very thorough.'"

A cum laude graduate in communications studies from UNC-Wilmington in 1998 and a native of Stanly County, North Carolina, Beane (born July 27, 1976) began his career in 1998 with the Panthers communications department.

Beane moved on to fill various football operations/personnel roles with the Panthers organization before being named the team's director of football operations in 2008.

Beane has ingrained himself in the Western New York community. In the 2020 offseason, Brandon helped raise nearly \$100,000 for COVID-19 relief efforts with a sweepstakes through the United Way by offering unique fan experiences related to the draft. He also helped promote the Buffalo Strong initiative that benefits FeedMore WNY. Beane participated in and served as a spokesperson for the Bills 50-yard Finish race that benefits the Independent Health Foundation. He has also served as a spokesperson for the One Buffalo Pet Adoption event and has made multiple visits to Oishei's Children Hospital in Buffalo during the holidays.

Brandon and his wife, Hayley, have two sons, Tyson and Wes and reside in Orchard Park, NY. The family has two dogs, Bodie and Peanut. He enjoys golf, running (he finished a marathon in Wilmington, NC in 2010), racquetball and basketball.

### THE STAMPEDE

#### FAVORITE ATHLETES GROWING UP:

Dominique Wilkins, John Riggins, Dale Murphy

#### FAVORITE VACATION SPOT:

Isle of Palms, South Carolina

#### FAVORITE SPORTS MEMORY GROWING UP:

NC State upsetting Houston (Phi Slama Jama) in 1983

#### FIRST JOB:

At age 14, washing golf clubs at Piney Point Golf Club in Norwood, NC

#### BIGGEST PET PEEVE:

People who are late

#### FAVORITE MEAL:

Grilled grouper sandwich at the Provision Company in Holden Beach, NC

#### FAVORITE MUSICAL ARTIST:

Pearl Jam/Eddie Vedder



# SEAN MCDERMOTT

## HEAD COACH

Sean McDermott was named head coach of the Bills on January 11, 2017. With two playoff appearances under his belt in his first three seasons, he methodically transformed the culture of a franchise that had not experienced a postseason berth since 1999.



In 2017, McDermott became the third coach in Bills history to earn a playoff spot in his first season, joining Joe Collier (1966) and Wade Phillips (1998).

Two years later, Buffalo posted their first 10-win season since 1999 as they secured a playoff spot after a week 15 win at Pittsburgh on Sunday Night Football.

McDermott's defense has been a hallmark of the Bills success. From 2018-19, the Bills gave up the fewest number of yards (296.2 per game) in the NFL while allowing the 4th lowest point total (19.8 per game).

McDermott was hired by the Bills after 6 seasons as the defensive coordinator of the Carolina Panthers. He led a top-10 defense in 4 of those seasons and helped the Panthers earn 3 division titles and a trip to Super Bowl 50.

Over his six-year tenure, the Panthers defense ranked second in the NFL in sacks (261), third in takeaways (169), sixth in rushing yards allowed per game (103.3), ninth in yards per game (339.1) and 12th in points allowed per game (22.1).

In 2015, McDermott's defense helped lead the way for the Panthers 15-1 season and run to Super Bowl 50. The Panthers ranked 2nd in the NFL in yards allowed per play (4.9) and 6th in scoring defense (19.3). Four defenders – Thomas Davis, Luke Kuechly, Josh Norman and Kawann Short – were named to the Pro Bowl and earned All-Pro honors.

McDermott was named The Sporting News Coordinator of the Year in 2013 as his unit ranked 2nd in total defense (301.3 yards per game), led the NFL in sacks (60), and finished 2nd in points allowed (15.1). Carolina went 12-4 to win the NFC South, earning their first playoff spot since 2008.

He spent his first 12 NFL seasons with Philadelphia, working his way up to defensive coordinator in 2009-10. In 2009, he was named the NFL's top defensive coordinator by Pro Football Weekly.

A protege of the late Jim Johnson, the Eagles legendary defensive coordinator, McDermott served as Philadelphia's defensive assistant/quality control coach (2001-02), assistant

defensive backs coach (2003), secondary/safeties coach (2004-06), and linebackers coach (2007-08). He joined the Eagles in 1998 as a scouting administrative coordinator before being promoted to assistant to the head coach under Andy Reid in 1999. McDermott worked with several Pro Bowlers during his time in Philadelphia, including Hall of Fame safety Brian Dawkins.

McDermott and his family are active in the Western New York community, making multiple visits to Oishei's Children Hospital of Buffalo, contributing to a Habitat for Humanity build, and making a sizable donation to those working on the front lines during the Covid-19 pandemic. For My Cause, My Cleats games, he has sported shoes that provide awareness for food allergies, something that has affected his own family.

A member of the LaSalle College High School Hall of Athletics, McDermott was a two-time All-Catholic League and a National Prep School Champion in 1992 and 1993 and went undefeated in 75 consecutive wrestling matches.

A member of the William & Mary Athletics Hall of Fame, McDermott was an All-Atlantic 10 Conference choice at safety in 1997 and graduated with a degree in finance. He began his coaching career as a graduate assistant at his alma mater in 1998. He was a college teammate of Steelers head coach Mike Tomlin.

Sean and his wife, Jamie, have three children. His father, Rich, was a football coach at West Chester and Ursinus and his brother, Tim, is the Chief Business Officer of the Philadelphia Union of the MLS. McDermott was born in Omaha, Nebraska on March 21, 1974.

### THE STAMPEDE

#### FAVORITE ATHLETE GROWING UP:

Brian Bosworth

#### FAVORITE MOVIE:

Vision Quest

#### FAVORITE MUSICAL ARTIST:

Michael Jackson

#### FAVORITE VACATION SPOT:

Kiawah Island, South Carolina

#### FAVORITE TV SHOW GROWING UP:


Monday Night Football

#### FAVORITE SNACK:

Brownies and ice cream



# COACHES




**LESLIE  
FRAZIER**

**DEFENSIVE COORDINATOR  
/ ASSISTANT HEAD COACH**

**23<sup>RD</sup> Year IN THE NFL**  
**5<sup>TH</sup> Year with THE BILLS**

- Hired by the Bills in 2017 as the team's defensive coordinator and was promoted to defensive coordinator/assistant head coach in 2020. The Bills ranked third in the NFL in takeaways (26) in 2020 under Frazier.
- Spent parts of four seasons as the head coach of the Minnesota Vikings (2010-13). Led the Vikings to the postseason in 2012, where running back Adrian Peterson was named the NFL MVP.
- Won Super Bowl LI with the Indianapolis Colts while serving as the assistant to the head coach (Tony Dungy) and the defensive backs coach.
- Frazier played six seasons as a defensive back for the Chicago Bears (1981-86) and started on the historic 1985 Super Bowl Championship team. Led Chicago in interceptions three-consecutive seasons (1983-85), finishing his pro career with 20 thefts for 343 return yards and 2 touchdowns.




**BRIAN  
DABOLL**

**OFFENSIVE COORDINATOR**

**21<sup>ST</sup> Year IN THE NFL**  
**4<sup>TH</sup> Year with THE BILLS**

- Has overseen the development of QB Josh Allen, who finished second in the MVP voting in 2020 and set numerous franchise single season records.
- Joined the Bills in 2018 after helping lead Alabama to its 17th national championship in 2017.
- Spent 10 seasons with the Patriots (2000-06, 2013-16) in a variety of roles and has been an OC for the Browns (2009-10), Dolphins (2011) and Chiefs (2012). He also worked with the Jets (2007-08) as their QB coach.
- His connection with Sean McDermott dates back to William & Mary in 1997. McDermott was concluding his collegiate playing career and Daboll was a volunteer assistant for the Tribe.
- A West Seneca native, Daboll played collegiately at the University of Rochester.



**HEATH  
FARWELL**

**SPECIAL TEAMS COORDINATOR**

**6<sup>TH</sup> Year IN THE NFL**  
**3<sup>RD</sup> Year with THE BILLS**

- Hired by the Bills as the special teams coordinator in 2019 and enters his sixth year as an NFL coach.
- Prior to joining the Bills, spent a year as the assistant special teams coach with the Panthers (2018) and two years with the Seahawks (2016-17), serving as the team's coaching assistant, then assistant special teams coach.
- The Bills' special teams unit held opponents to an average of only 17.9 yards per kickoff return in 2020, ranking third in the league.
- Helped WR Andre Roberts to lead the league in yards per kick return (30.03) and Pro Bowl and Second-Team All-Pro Selections in 2020.
- Played linebacker for the Minnesota Vikings from 2005-10 before playing for the Seattle Seahawks from 2011-14.



**BOB  
BABICH**

**LINEBACKERS**

**20<sup>TH</sup> Year IN THE NFL**  
**5<sup>TH</sup> Year with THE BILLS**

- Joined the Bills in the 2017 offseason after spending the 2016 season as the San Diego Chargers' linebackers coach.
- In 2019, coached LB Tremaine Edmunds to his first Pro Bowl and helped him become the first player in NFL history with two seasons (2018, '19) of 100+ tackles by the age of 21.
- Served as the Jaguars' defensive coordinator from 2013-15, with the team accumulating 112 sacks and 26 interceptions in that span.
- Spent nine seasons coaching with the Chicago Bears, including three as the defensive coordinator and six as a linebackers coach. Under his watch, Brian Urlacher earned the 2005 NFL Defensive Player of the Year. In 2006, the defense was ranked third in the NFL and the 13-3 Bears advanced to Super Bowl XLI.



**BOBBY  
BABICH**

**SAFETIES**

**10<sup>TH</sup> Year IN THE NFL**  
**5<sup>TH</sup> Year with THE BILLS**

- Was promoted to the title of safeties coach in 2018. Under his tutelage, the Bills secondary helped the team rank seventh in the NFL in INTs (15) in 2020.
- Hired in 2017 after splitting the 2016 season coaching at Edinboro and FIU.
- Coached S Micah Hyde to his first Pro Bowl appearance in 2017.
- Spent three seasons with the Cleveland Browns, 2013-15, as the team's assistant defensive backs/safeties coach, working with All-Pros Joe Haden and T.J. Ward.
- Got his start in the NFL by working on the Carolina Panthers' coaching staff from 2011-12.
- Played cornerback for four years at North Dakota State. He led the team in interceptions as a senior.



# COACHES



**ROB BORAS** 

**TIGHT ENDS**

**19<sup>TH</sup> Year IN THE NFL**

**5<sup>TH</sup> Year with THE BILLS**

- Assisted in coaching an offense that ranked second in the NFL and led the AFC in points per game (31.3) in 2020.
- Came to Buffalo in the 2017 offseason after spending the previous five seasons in the Rams' organization.
- Served as the Rams' offensive coordinator for the final four games of the 2015 season and all of the 2016 season, producing the Rams' first 1,000-yard receiver since 2007 in his final season there.
- As the Jaguars' tight ends coach in 2010, Boras guided Marcedes Lewis to franchise records with 58 receptions for 700 yards and 10 touchdowns en route to the first Pro Bowl appearance by a Jaguars tight end.



**JOHN BUTLER** 

**DEFENSIVE BACKS**

**8<sup>TH</sup> Year IN THE NFL**

**4<sup>TH</sup> Year with THE BILLS**

- Enters his fourth year with the Bills as the defensive backs coach after spending the previous four seasons overseeing the Houston Texans secondary.
- Over three year period, led the Bills secondary to top five rankings in opponent passing yards per game (202.4, 1st), and passing TD allowed (60, 2nd). Also assisted Bills defense toward top rankings in points allowed (21.0 ppg, 5th) and yards allowed per game (315.0, 4th).
- Coached at Penn State from 2012 to 2013, overseeing the secondary in 2012 and then serving as the defensive coordinator in 2013.
- Served as the special teams coach for South Carolina in 2011 after working as the linebackers and special teams coordinator for both Minnesota (2007-10) and Harvard (2003-06). Also has coached at Texas State, Midwestern State, Texas and Catholic University.



**JACQUES CESAIRE** 

**ASST. DEFENSIVE LINE**

**2<sup>ND</sup> Year IN THE NFL**

**2<sup>ND</sup> Year with THE BILLS**

- Cesaire enters his second year with the Bills in 2020 as the assistant defensive line coach.
- Prior to joining the Bills, Cesaire spent the 2015-19 seasons as the defensive line coach at University of San Diego, where he coached Jonathan Petersen to become the FCS's all-time career sacks leader.
- As a player, spent ten seasons as a defensive end for the San Diego Chargers, finishing his career having played in 125 games, logging 217 tackles and 12.5 sacks.
- Entered the NFL as an undrafted free agent out of Southern Connecticut State.



**KEN DORSEY** 

**PASSING GAME COORDINATOR/QBS**


**10<sup>TH</sup> Year IN THE NFL**

**3<sup>RD</sup> Year with THE BILLS**

- Added passing game coordinator to his title in 2021. Enters his third season as the Bills quarterbacks coach after holding the same position for the Panthers from 2013-17. In 2020, helped guide QB Josh Allen to a second place finish in the MVP vote and to having the most prolific single season by a Bills QB in team history.
- Dorsey served as a pro scout for the Panthers during the 2011-12 seasons, along with working as Florida International's Assistant Athletic Director in 2018.
- Under Dorsey's watch, Panthers QB Cam Newton passed for 17,154 yards and 118 touchdowns. Newton was named NFL's Most Valuable Player following the 2015 season.
- Played quarterback at Miami from 1999-2002, leading the team to a 38-2 record during his tenure. Had a six-year career in the NFL.



# COACHES



**CHAD  
HALL**



**WIDE RECEIVERS**

**5<sup>TH</sup> Year IN THE NFL**

**5<sup>TH</sup> Year with THE BILLS**

- Promoted to wide receivers coach in the 2019 offseason. Previously served as the Bills' offensive assistant. Helped coach an offense that ranked second in the NFL and led the AFC in points per game (31.3) in 2020.
- Played wide receiver for the Eagles (2010-12), 49ers (2012-13), Chiefs (2013) and played for the Jaguars during the 2014 preseason, accumulating 15 receptions for 144 yards and two touchdowns during his NFL career.
- As a senior at Air Force in 2007, Hall was the only player in the country to lead his team in rushing and receiving, finished third in the nation in all-purpose yards and was named the Mountain West Conference Offensive Player of the Year.
- Inducted into the Gwinnett Sports Hall of Fame in 2017 and served in the Air Force from 2008-2009.



**BOBBY  
JOHNSON**




**OFFENSIVE LINE**

**12<sup>TH</sup> Year IN THE NFL**

**3<sup>RD</sup> Year with THE BILLS**

- Hired as the team's offensive line coach in the 2019 offseason. Led a unit in 2019 that featured four new starters and three new coaches. Helped coach an offense that ranked second in the NFL and led the AFC in points per game (31.3) in 2020.
- Served as the Colts' assistant offensive line coach in 2018. The Colts' offensive line helped the team to a seventh overall ranking in the NFL for yards per game during the season.
- Throughout his career, was the Raiders tight ends coach (2015-17), Lions assistant offensive line coach (2014-13), Jaguars coach (2012) and Bills assistant offensive line coach (2010-11).
- Has 26 total years of coaching experience.



**LEONARD  
JOHNSON**



**COACHING ASSISTANT**

**2<sup>ND</sup> Year IN THE NFL**

**2<sup>ND</sup> Year with THE BILLS**

- Joined the Bills in 2020 as a coaching assistant after having spent seven years playing in the NFL (2012-2018). In 2020, helped lead the Bills to the team's first division title since 1996.
- Played seven seasons in the NFL after entering the league as an undrafted free agent in 2012 with the Tampa Bay Buccaneers. Stayed with the Bucs until 2015 before joining the Patriots (2015), Panthers (2016), Bills (2017) and Cardinals (2018).
- Played in 83 career games (28 starts) tallying five interceptions, two INT TD returns, six forced fumbles, one fumble recovery, 252 tackles, six tackles for loss and one sack.



**MARC  
LUBICK**



**ASST. WR / GAME  
MANAGEMENT**

**13<sup>TH</sup> Year IN THE NFL**

**5<sup>TH</sup> Year with THE BILLS**

- Entering his fifth season on the Bills coaching staff in 2019 and his 13th year in the NFL. Helped coach an offense that ranked second in the NFL and led the AFC in points per game (31.3) in 2020.
- As the assistant wide receivers coach with the Denver Broncos from 2015-16, Lubick coached a pair of 1,000+ yard receivers (Demaryius Thomas and Emmanuel Sanders) in both seasons and won Super Bowl 50.
- Texans wide receiver Andre Johnson earned two of his seven Pro Bowl selections working with Lubick and led the NFL with 221 catches from 2012-13.
- After playing safety at Montana State University from 1996-99, Lubick spent eight years coaching in the college ranks.
- Son of Louis Matthew "Sonny" Lubick, head coach of the Colorado State Rams from 1993-2007.



# COACHES



**JIM  
SALGADO**



**NICKEL COACH**

**5<sup>TH</sup> Year IN THE NFL**

**5<sup>TH</sup> Year with THE BILLS**

- Joined the Bills prior to the 2017 season as a defensive assistant. Was promoted to nickels coach in 2020. Helped coach a Bills secondary that led the team to rank seventh in the NFL in INTs (15) in 2020.
- Spent the previous 23 seasons as a college coach, most recently completing a seven-year stint at Princeton University with the last four as the team's defensive coordinator. At Princeton, Salgado coached 11 All-Ivy League defensive backs and 24 All-Ivy League defensive players en route to winning a pair of Ivy League championships.
- Salgado spent the 2005-08 seasons as Syracuse's defensive backs coach. The 2006 team ranked in the top 25 nationally in turnover margin (ninth, 0.92), interceptions (15th, 17) and turnovers gained (22nd, 28).
- Played cornerback at Hofstra from 1990-93 and helped the Pride advance to the 1990 NCAA Division III Semifinals.



**KELLY  
SKIPPER**




**RUNNING BACKS**

**15<sup>TH</sup> Year IN THE NFL**

**5<sup>TH</sup> Year with THE BILLS**

- Skipper is in his third stint as an NFL running backs coach after getting hired by the Bills ahead of the 2017 season.
- In 2019, Skipper coached RB Devin Singletary to the highest yards per carry (5.13) of any running back with at least 150 carries for that season.
- As the Jaguars running backs coach from 2015-16, Skipper tutored 2015 second-round draft pick T.J. Yeldon, who led AFC rookies with 740 rushing yards.
- Skipper served as running backs coach for the Raiders for six seasons after two years as tight ends coach.
- Skipper played running back at Fresno State and finished his career with 2,237 rushing yards and 28 touchdowns.



**MATTHEW  
SMILEY**




**ASST. SPECIAL TEAMS**

**9<sup>TH</sup> Year IN THE NFL**

**5<sup>TH</sup> Year with THE BILLS**

- Smiley enters his ninth NFL season and fifth in Buffalo after being hired as the assistant special teams coach in the 2017 offseason. Is nicknamed 'Smiles-Barkley'.
- In 2020, coached KR/PR Andre Roberts to earn Second-Team All Pro after finishing the season ranked second in the NFL with 961 kickoff return yards and fifth in the NFL with 286 punt return yards.
- Coaching with the Jaguars from 2013-16, Smiley assisted a Jaguars special teams unit that finished the 2016 season tied for seventh in kick returns (23.8 avg. yards), and tenth in net punt yards (46.6 avg.).
- Spent eight seasons coaching college football, including four as a special teams coordinator, two as a defensive coordinator and one as an offensive coordinator.



**SHEA  
TIERNEY**



**ASST. QBs**

**7<sup>TH</sup> Year IN THE NFL**

**4<sup>TH</sup> Year with THE BILLS**

- Promoted to assistant quarterbacks coach prior to the 2020 season, after spending the prior two seasons as an offensive assistant. In 2020, helped guide QB Josh Allen to a second place finish in the MVP vote and to having the most prolific single season by a Bills QB in team history.
- Joined the Bills in 2018 after spending the previous two seasons as an offensive analyst for the University of Alabama.
- Worked under Bills offensive coordinator Brian Daboll while helping Alabama win a National Championship in 2017.
- Spent 2013-15 as a football analyst/coaching intern with the Philadelphia Eagles.
- Spent two seasons with the North Carolina State Wolfpack as an offensive graduate assistant from 2011-12.



# COACHES



**ERIC WASHINGTON** 

**DEFENSIVE LINE**

**14<sup>TH</sup> Year IN THE NFL**

**2<sup>ND</sup> Year with THE BILLS**

- Joined the Bills in 2020 as the defensive line coach.
- In 2020, led the Bills' defensive line unit that helped the team advance to the AFC Championship.
- Prior to joining the Bills, spent the 2011-19 seasons with the Panthers. He served as the defensive coordinator for Carolina from 2018-19 and defensive line coach from 2011-17.
- Under Washington's leadership in 2019, the Panthers defense ranked second in sacks (53) and fifth in QBH (108) in the NFL.
- Spent the 2008-2010 seasons with the Bears in a defensive assistant position and defensive line coach.
- Worked as the defensive line coach for Northwestern (2004-07), Ohio (2001-03) and a graduate assistant for Texas A&M (1997).



**RYAN WENDELL** 

**ASST. O-LINE**

**3<sup>RD</sup> Year IN THE NFL**

**3<sup>RD</sup> Year with THE BILLS**

- Entering his third season on the Bills coaching staff in 2020 as the assistant offensive line coach after spending his first year coaching in the NFL as a coaching assistant. Helped coach an offense that ranked second in the NFL and led the AFC in points per game (31.3) in 2020.
- Prior to joining the Bills staff, Wendell played in the NFL as a center for 8 seasons.
- He anchored the Patriots offensive line for the majority of his career, spending 7 seasons for the team. During his tenure, the team won a Super Bowl (2014) and two conference championships (2011, 2014).



**MATT WORSWICK** 

**ASSISTANT TO HC**

**6<sup>TH</sup> Year IN THE NFL**

**5<sup>TH</sup> Year with THE BILLS**

**BILLS**

- Worswick is in his fifth season as the Assistant to the Head Coach for the Bills after starting his NFL career with the Carolina Panthers.
- Worswick has assisted Head Coach Sean McDermott in the management of the coaching staff and assisted both the defense and special teams units.
- Was the football operations assistant for Carolina during the 2016 season helping to coordinate all aspects of the coaching and personnel needs.
- Worked as an intern during the 2014 and 2015 seasons for the Panthers in the equipment and football operations departments.



# PLAYER PERSONNEL



**JOE SCHOEN** 

**ASSISTANT GM**

**20<sup>TH</sup> Year IN THE NFL**

**5<sup>TH</sup> Year with THE BILLS**

- Joined the Bills in 2017 and had been in the Miami Dolphins front office for the better part of the last decade, serving the last three as the Dolphins Director of Player Personnel.
- Spent the 2013 season as the Dolphins assistant director of college scouting after serving the first five years with Miami as one of the team's national scouts.
- Additionally led Miami's preparation, assessment and acquisition of potential professional and collegiate free agents. He spearheaded NFL draft preparations including evaluation and draft board construction while also serving as a key liaison between the coaching staff and personnel staff.
- Previously worked with Bills GM Brandon Beane in Carolina (2001-2007) before joining the Dolphins organization in 2008.



**TERRANCE GRAY** 

**ASST. DIRECTOR OF PLAYER PERSONNEL**

**20<sup>TH</sup> Year IN THE NFL**

**5<sup>TH</sup> Year with THE BILLS**

- Promoted to the role of Assistant Director of Player Personnel following the 2020 season.
- Joined the Bills in 2017 after spending the last 11 seasons as a college scout with the Minnesota Vikings. He was last responsible for scouting the Southeast portion of the country.
- Worked in Player Development and Player Personnel for three years with the Kansas City Chiefs from 2003-05 before going to Minnesota. He served as the club's area scout of National Football Scouting (NFS) during the 2005 season and in preparation for the 2006 Draft. Prior to moving into scouting, Gray was the Chiefs Player Development Coordinator and worked in player personnel from June 2003 to June 2005.



**MALIK BOYD** 

**SENIOR DIRECTOR OF PRO SCOUTING**

**17<sup>TH</sup> Year IN THE NFL**

**5<sup>TH</sup> Year with THE BILLS**

- Promoted to the role of Senior Director of Pro Scouting following the 2020 season.
- Joined the Bills in 2017 after spending the past 12 season with the Arizona Cardinals, most recently as the Assistant Director of Pro Scouting since 2014.
- Also held the titles of Western Regional Scout (2014), Regional Scout (2008-12) and Area Scout (2005-07). Began his scouting career with the Indianapolis Colts in 2003.
- Named the NFC Scout of the Year in 2014 by the Fritz Pollard Alliance.
- Enjoyed a three-year NFL playing career following his days as a defensive back at Southern University. Boyd played for the Vikings from 1994-95, the Saints in 1996 and then had a stint with British Columbia in the CFL in 1997.



**BRIAN GAINE** 

**SENIOR PERSONNEL ADVISOR**

**23<sup>RD</sup> Year IN THE NFL**

**4<sup>TH</sup> Year with THE BILLS**

- Returned to the Bills organization in 2019 after spending the 2018 season as the General Manager for the Houston Texans. Gaine had previously spent three seasons with Houston as the Director of Player Personnel from 2014-16.
- Served as the Vice President of Player Personnel for the Bills during the 2017 season.
- Prior to his time in Houston, Gaine was the Miami Dolphins Assistant General Manager in 2012 and 2013. He was the Dolphins Director of Player Personnel in 2011 and served as the Assistant Director of Player Personnel from 2008-10.
- Gaine attended the University of Maine and played tight end before stints with the New York Jets, New York Giants and Kansas City Chiefs.



# BUFFALO BILLS STAFF

## EXECUTIVE

Terry Pegula ..... Owner/CEO  
Kim Pegula ..... Owner/President  
Brandon Beane ..... General Manager  
Gregg Brandon ..... EVP & General Counsel  
Frank Cravotta ..... EVP Creative Services, PSE  
Mark Preisler ..... EVP Media & Content, PSE  
Ron Raccuia ..... EVP, PSE

## FRONT OFFICE

Jim Overdorf ..... Sr. VP of Football Administration  
Jason Sinnarajah ..... Sr. VP of Business Administration  
Derek Boyko ..... VP of Communications  
Chris Colleary ..... VP of Ticket Sales & Service  
Dan Evans ..... VP of Information Technology  
Gretchen Geitter ..... VP of Community Relations  
Andy Major ..... VP Operations & Guest Experience  
Jeff Matthews ..... VP Media & Content  
Jordan McCarren ..... VP of Marketing  
Kevin Meganck ..... VP of Football Administration  
Toni Addeo ..... Executive Assistant (President)  
Scott Berchtold ..... Special Assistant

## COACHES

Sean McDermott ..... Head Coach  
Leslie Frazier ..... Defensive Coordinator/ Assistant HC  
Brian Daboll ..... Offensive Coordinator  
Heath Farwell ..... Special Teams Coordinator  
Bob Babich ..... Linebackers  
Bobby Babich ..... Safeties  
Rob Boras ..... Tight Ends  
John Butler ..... Defensive Backs  
Jacques Cesaire ..... Assistant Defensive Line  
Ken Dorsey ..... Passing Game Coordinator/QBs  
Chad Hall ..... Wide Receivers  
Terry Heffernan ..... Assistant Offensive Line  
Bobby Johnson ..... Offensive Line  
Leonard Johnson ..... Coaching Assistant  
Marc Lubick ..... Assistant WRs/ Game Management  
Jim Salgado ..... Nickel Coach  
Kelly Skipper ..... Running Backs  
Matthew Smiley ..... Assistant Special Teams  
Shea Tierney ..... Assistant Quarterbacks  
Eric Washington ..... Defensive Line  
Ryan Wendell ..... Assistant Offensive Line  
Matt Worswick ..... Assistant to the Head Coach

## STRENGTH & CONDITIONING

Eric Ciano ..... Head Strength and Conditioning  
Will Greenberg ..... Assistant Strength and Conditioning  
Hal Luther ..... Assistant Strength and Conditioning  
Jason Oszvart ..... Strength and Conditioning Assistant

## PLAYER PERSONNEL

Joe Schoen ..... Assistant General Manager  
Malik Boyd ..... Senior Director of Pro Personnel  
Terrance Gray ..... Assistant Director of Player Personnel  
Lake Dawson ..... Assistant Director of College Scouting  
Chris Marrow ..... Assistant Director of Pro Scouting/  
Team Advances  
Curtis Rukavina ..... Assistant Director of Pro Scouting/  
Free Agency  
Brian Fisher ..... Area Scout  
Brian Gaine ..... Senior Personnel Advisor  
Andrea Gosper ..... Player Personnel Coordinator  
Pete Harris ..... Area Scout  
Dennis Hickey Sr. .... Senior National Scout  
A.J. Highsmith ..... Area Scout  
Keith Jennings ..... BLESTO Scout  
Doug Majeski ..... Senior College Scout  
Asil Mulbah ..... Pro Scout  
Tyler Pratt ..... Area Scout  
Mike Szabo ..... Area Scout  
RJ Webb ..... Pro Scout

## PLAYER ENGAGEMENT & ALUMNI

Mark Carrier ..... Director of Player Engagement  
Len Vanden Bos ..... Director of Player Development  
Laura Young ..... Coordinator of Player Services

## FOOTBALL ADMINISTRATION

Brendan Rowe ..... Director of Football Operations  
Jason Barbarino ..... Coordinator of Football  
Administration/Operations  
Gail Zielinski ..... Administrative Assistant

## ANALYTICS & FOOTBALL RESEARCH

Luis Güilamo ..... Director of Analytics &  
Application Development  
Dennis Lock ..... Director of Football Research  
and Strategy  
Raymond Alonzo ..... Developer  
Shuler Cotton ..... Data Analyst  
Evan Weiss ..... Football Analyst  
Warren Zorilla ..... Sr. Developer

## ATHLETIC TRAINERS

Nate Breske ..... Head Athletic Trainer  
Denny Kellington ..... Assistant Athletic Trainer  
Joe Micca ..... Physical Therapist  
Tabani Richards ..... Assistant Athletic Trainer

## EQUIPMENT

Jeffrey Mazurek ..... Director of Equipment Operations  
Spencer Haws ..... Asst. Director of Equipment Operations  
Kori Reblin ..... Equipment Assistant  
Austin Skobel ..... Equipment Assistant



# BUFFALO BILLS STAFF

## VIDEO

Jeff Mueller ..... Video Director  
Wesley Burnard ..... Assistant Video Director  
John Sniogowski ..... Video Coordinator

## BUSINESS OPERATIONS

Barb Evans ..... Director of Human Resources  
Kathryn D'Angelo ..... Assistant General Counsel  
Celinda Santiago Mathews ..... Administrative Assistant  
Michelle Schrum ..... Human Resources Generalist

## COMMUNICATIONS

Kevin Kearns ..... Director of Communications  
Chris Fanelli ..... Manager of Communications  
Nicole Hendricks ..... Coordinator of Communications

## COMMUNITY RELATIONS

Michelle Roberts ..... Executive Director,  
Buffalo Bills Foundation  
Preston Teague ..... Sr. Director of Community Relations &  
Youth Football  
Meghan Hess ..... Manager of Community Relations  
Ryan Moore ..... Community Relations Youth Programs  
Coordinator  
Andrea Turton ..... Administrative Assistant

## FINANCE

Josh Dziurlikowski ..... Controller  
Sondra Bridge ..... Sr. Payroll Manager  
Kris Gregory ..... Sr. Accounting Manager  
Michelle Greis ..... Accounts Payable Manager  
Alex Joss ..... Financial Accountant  
Melissa Kulczyk ..... Payroll Coordinator

## INFORMATION TECHNOLOGY

Mathiew Harris ..... Information Security Manager  
Crystal Jowdy ..... Manager of Technology Services  
Justin Frenz ..... Support Specialist  
Cory Kostrzycki ..... Support Specialist  
Bob Schumacher ..... Network Engineer  
Jim Zilliox ..... IT Project Manager

## MARKETING

Briana Rossi ..... Marketing Manager

## MEDIA & CONTENT

Mike Adamek ..... Sr. Director of Media and Content  
Chris Jenkins ..... Sr. Director of Content  
James Acton ..... Associate Producer  
Chris Brown ..... Bills Insider  
Maddy Glab ..... Team Reporter  
Jonathan Harkey ..... Associate Producer  
Andrew Meyer ..... Associate Producer  
Steve Tasker ..... Co-host of One Bills Live

## MEDICAL STAFF

Dr. Leslie Bisson ..... Medical Director  
Dr. Andrew Cappuccino ..... Team Orthopedist - Spine  
Dr. Marc Fineberg ..... Team Orthopedist  
Dr. Mark Kim ..... Team Internist  
Dr. Tom White ..... Team Internist

## PERFORMANCE SCIENCE

Joe Collins ..... Director of Performance Science  
Emma Beanland ..... Applied Sports Scientist  
Christine Dziedzic ..... Team Dietitian  
Dr. Desaree Festa ..... Peak Performance Specialist

## SECURITY

Chris Clark ..... Sr. Director of Security  
Paul Sortisio ..... Director of Security  
Lisa Cudihy ..... Security Guard  
Marty McLaughlin ..... Security Manager  
Steve Zak ..... Security Guard

## STADIUM OPERATIONS

John Polka ..... Executive Director of Stadium Operations  
Matt Hunter ..... Sr. Director of Stadium Operations  
Joe Frandina ..... Director of Construction Management  
Aaron Ramella ..... Head Groundskeeper/  
Director of Grounds  
Dave Boehm ..... Construction Manager  
Erick Pierce ..... Manager of Training Center Operations  
Jonathan Barone ..... General Maintenance  
Sally Cataldo ..... Stadium Operations Coordinator  
Bill Connell ..... Operations Associate  
Debbie Haley ..... Operations Associate  
Mel Jones ..... Housekeeping & Maintenance  
Chad Laurie ..... Operations Associate  
Cody Littere ..... General Maintenance  
Rick Morrow ..... Mailroom  
Steve Mount ..... Operations Associate  
Greg Przywara ..... Operations Associate  
Joseph Selapack ..... Operations Associate  
Nick Shuskie ..... General Maintenance  
Andrew Wagner ..... General Maintenance  
Kara Watson ..... Operations Associate  
Jim Willibey ..... Operations Associate  
Vince Zappio ..... Operations Associate  
Russ Zink ..... Operations Associate

## GUEST SERVICES

Zach Rutkowski ..... Director of Guest Services  
Caitlin Brigham ..... Coordinator of Guest Services  
Erika Siegel ..... Coordinator of Guest Services



# BUFFALO BILLS / PEGULA SPORTS & ENTERTAINMENT STAFF

## **EVENTS & EXPERIENCE**

Katie Jordan ..... Director of Event Services  
Emily Kearns ..... Manager of Event Services  
Chris Urbanski ..... Events Coordinator

## **ALUMNI**

Jeremy Kelley ..... Alumni Manager

## **TICKET SALES & SERVICE**

Debbi Cummins ..... Ticket System Director  
Sean O'Brien ..... Director of Premium Sales and Service  
Matt Patrone ..... Director of Ticket Sales & Service  
Melissa Palgutt ..... Assistant Director of Premium Service  
Chris Holland ..... Sr. Ticket Sales Manager  
Ricky Ferrell ..... Manager of Premium Service  
Jessica Laudico ..... Manager of Premium Service  
Chris Roberts ..... Box Office Manager  
Sara Beth Fisher ..... Assistant Ticket Sales Manager  
Mike Carroll ..... Sr. Ticket Sales Account Executive  
Greg Wright ..... Sr. Premium Account Executive  
Shiloh Allan ..... Premium Account Executive  
Kevin Bailey ..... Account Service Coordinator  
Nathan Coble ..... Ticket Sales Account Executive  
Michael Falitico ..... Ticket Sales Account Executive  
Nicholas Forcucci ..... Ticket Sales Account Executive  
Jordan Moore ..... Account Service Coordinator  
Zach Richards ..... Account Service Coordinator  
Briana Ridge ..... Ticket Office Coordinator  
Saliah Serrette ..... Customer Service Coordinator  
Chris Smith ..... Customer Service Representative  
Nadia Warren ..... Account Service Coordinator  
Alexis Wilensky ..... Customer Service Representative

## **PEGULA SPORTS AND ENTERTAINMENT**

### **VICE PRESIDENTS**

Drew Boeing ..... VP of Content Production  
John Durbin ..... Sr. VP of Marketing and Business Strategy  
Christie Joseph ..... Sr. VP of Human Resources  
Mike McFarlane ..... Sr. VP of Finance and Administration  
Daniel Misko ..... Sr. VP of Business Development  
Christopher Schoepflin ..... VP External Affairs & Strategic Development

### **HUMAN RESOURCES**

Erin Fierle ..... Sr. Human Resources Manager  
Amanda Czajka ..... Human Resources Generalist  
Marisol Rosario ..... Human Resources Coordinator

## **BUSINESS DEVELOPMENT**

Charlie Cannan ..... Director of Events  
Rachel Cappellino ..... Director of Partnership Solutions  
Rob Crean ..... Director of Live Events  
Joe Foy ..... Director of Corporate Sales  
Taylor Gahagen ..... Director of Corporate Development  
Neal McMullen ..... Director of Corporate Sales  
Ashley Megawick ..... Director of Corporate Sales  
Kelley Van Ness ..... Director of Corporate Partnerships  
Kyle Georger ..... Manager of Corporate Sales  
Kristine Hotchkiss ..... Sr. Designer  
Jonathan Latke ..... Manager of Corporate Sales  
Allison Pawarski ..... Manager of Corporate Partnerships  
& Special Projects  
Kristy Wilensky ..... Manager of Corporate Partnerships  
& Special Projects  
Emily Magavern ..... Associate Manager of Business Development  
John Ricotta ..... Associate Manager of Business Development  
Joe Schillace ..... Associate Manager of Business Development  
Dan Peters ..... Traffic Coordinator  
Lauren Yurko ..... Admin. Asst. of Business Development

## **COMMUNICATIONS**

Don Heins ..... Director of Communications

## **CREATIVE**

Aaron La Porta ..... Creative Director  
Vicki Sitek ..... Creative Director  
Kimberly Vara ..... Operations Director  
Bill Wippert ..... Chief Photographer  
Joseph DeBenedictis ..... Sr. Producer & Editor  
Melissa Gebhardt ..... Sr. Graphic Designer  
Sarah Schuller ..... Account Manager  
Mike Bahrenburg ..... Editor  
Scott Balzer ..... Editor  
Marc Davies ..... Cinematographer  
Eric Heine ..... Motion Designer  
Colleen Holmes ..... Traffic Coordinator  
Chelsea Kowalik ..... Graphic Designer  
Justin Lowe ..... Graphic Designer  
Andy Quinn ..... Editor  
Sara Schindle ..... Photographer/Editor  
Maggie Zuffranieri ..... Traffic Coordinator



# PEGULA SPORTS & ENTERTAINMENT STAFF

## **FINANCE & BUSINESS OPS**

Kyle Allen.....Director of Financial Planning & Analysis

Amanda Schwartz .....Manager of Purchasing & A/R

## **INFORMATION TECHNOLOGY**

Shaun Handley .....Director of Information Technology

Nick Horvath .....IT Support Specialist

## **ANALYTICS**

Brennan DiChiara .....Director of Strategy & Analytics

John Polimeni .....Data Analyst

## **MARKETING**

Gregg Pastore .....Sr. Director of Digital Media  
& Strategy

Olivia Merrill .....Digital Marketing Manager

Nico Ruggiero .....Digital Marketing Manager

Colin Greenway.....Digital Marketing Coordinator

Michael Whitney.....Copywriter

## **MEDIA & CONTENT**

Steve Asposto .....Sr. Director of Broadcast Operations

Jay Harris.....Sr. Producer

Anna Stolzenburg .....Director of Social Media Strategy  
& Content

Michelle Girardi Zumwalt .....Supervising Producer

Dean Angle .....Library Manager

Jeff Coltoniak.....Producer-Technical Director

Zachary Specht.....Social Media Manager

Alexi Spector .....Sr. Social Media Editor

Kelsey Sweet.....Sr. Social Media Editor

George Blas.....Studio Production Assistant

Jami Cohen .....Media & Content Coordinator

Thomas Hollander .....Graphics Producer

Alexandra Napoli .....Social Media Editor

Andrew Peters .....Talent

David Rich.....Assistant AV Engineer

Craig Rivet .....Talent

Jordan Territo.....Producer



---

# PLAYERS



# ALPHABETICAL ROSTER

NO.	NAME	POS	HT	WT	DOB	EXP	COLLEGE	HOMETOWN	HOW ACQ.
48	Adams, Tyrell	LB	6-1	228	4/11/1992	5	West Georgia	Atlanta, GA	FA-21
97	Addison, Mario	DE	6-3	260	9/6/1987	11	Troy	Tarrant City, AL	FA-20
17	Allen, Josh	QB	6-5	237	5/21/1996	4	Wyoming	Firebaugh, CA	D1a-18
66	Anderson, Jack	OL	6-4	314	10/12/1998	R	Texas Tech	Frisco, TX	D7-21
51	Ankou, Eli	DT	6-3	325	6/8/1994	5	UCLA	Bear, DE	FA-21
96	Basham, Boogie	DE	6-3	274	12/16/1997	R	Wake Forest	Roanoke, VA	D2-21
2	Bass, Tyler	K	5-10	183	2/14/1997	2	Georgia Southern	Columbia, SC	D6-20
71	Bates, Ryan	OL	6-4	302	2/14/1997	3	Penn State	Warminster, PA	TR-19 (PHI)
11	Beasley, Cole	WR	5-8	174	4/26/1989	10	Southern Methodist	Houston, TX	FA-19
84	Becker, Nate	TE	6-5	264	3/24/1996	1	Miami (OH)	Carmel, IN	FA-20
43	Bell, Mike	LB	6-3	220	12/12/1997	1	Fresno State	Perris, CA	FA-21
65	Boettger, Ike	G	6-6	313	10/5/1994	4	Iowa	Cedar Falls, IA	W-18 (KC)
22	Breida, Matt	RB	5-10	195	2/28/1995	5	Georgia Southern	Brandon, FL	FA-21
79	Brown, Spencer	T	6-8	311	2/28/1998	R	Northern Iowa	Lenox, IA	D3-21
90	Bryant, Brandin	DT	6-2	305	9/16/1993	1	Florida Atlantic	Omaha, NE	FA-20
94	Butler, Vernon	DT	6-2	330	6/14/1994	6	Louisiana Tech	Summit, MS	FA-20
13	Davis, Gabriel	WR	6-2	210	3/1/1999	2	Central Florida	Sanford, FL	D4-20
73	Dawkins, Dion	T	6-5	320	4/26/1994	5	Temple	Rahway, NJ	D2b-17
64	Devey, Jordan	OL	6-7	320	1/11/1988	7	Memphis	American Fork, UT	FA-20
14	Diags, Jlelon	WR	6-0	191	11/29/1993	7	Maryland	Gaithersburg, MD	TR-20 (MIN)
53	Dodson, Tyrel	LB	6-0	237	6/25/1998	2	Texas A&M	Franklin, TN	UDFA-19
77	Douglas, Jamil	OL	6-4	309	2/28/1992	4	Arizona State	Cypress, CA	FA-21
72	Doyle, Tommy	T	6-8	320	5/6/1998	R	Miami (OH)	Edina, MN	D5-21
49	Edmunds, Tremaine	LB	6-5	250	5/2/1998	4	Virginia Tech	Ringgold, VA	D1b-18
57	Epenesa, A.J.	DE	6-6	260	9/15/1998	2	Iowa	Edwardsville, IL	D2-20
76	Feliciano, Jon	G	6-4	325	2/10/1992	7	Miami	Davie, FL	FA-19
69	Ferguson, Reid	LS	6-2	235	3/24/1994	5	LSU	Buford, GA	FA-16
74	Ford, Cody	T	6-3	329	12/28/1996	3	Oklahoma	Pineville, LA	D2-19
4	Fromm, Jake	QB	6-2	215	7/30/1998	2	Georgia	Warner Robins, GA	D5-20
51b	Gauthier, Tyler	OL	6-5	305	6/29/1997	1	Miami	Venice, FL	FA-21
87	Gentry, Tanner	WR	6-2	209	12/18/1994	1	Wyoming	Aurora, CO	FA-20
42	Giles-Harris, Joe	LB	6-2	240	4/1/1997	2	Duke	Montvale, NJ	FA-21
41	Gilliam, Reggie	FB	6-0	244	8/20/1997	2	Toledo	Galloway, OH	UDFA-20
63	Gonzalez, Steven	G	6-4	332	5/11/1997	R	Penn State	Union City, NJ	FA-21
37	Griffin, Olajiah	CB	5-11	176	3/10/1999	R	USC	Mission Viejo, CA	UDFA-21
3	Haack, Matt	P	6-0	205	7/25/1994	5	Arizona State	West Des Moines, IA	FA-21
31	Hamlin, Damar	S	6-0	200	3/24/1998	R	Pittsburgh	McKees Rock, PA	D6b-21
62b	Harrell, Marquel	OL	6-3	307	7/18/1997	1	Auburn	Fairburn, GA	FA-21
68	Hart, Bobby	T	6-5	310	8/21/1994	7	Florida State	Fort Lauderdale, FL	FA-21
62	Hester, Treyvon	DT	6-2	304	9/21/1992	4	Toledo	Pittsburgh, PA	FA-21
16	Hodgins, Isaiah	WR	6-4	201	10/21/1998	2	Oregon State	Walnut Creek, CA	D6-20
80	Hollister, Jacob	TE	6-4	245	11/18/1993	5	Wyoming	Bend, OR	FA-21
81	Howard, Bug	DE	6-4	230	9/21/1992	1	North Carolina	Rochelle, GA	FA-21
55	Hughes, Jerry	DE	6-2	254	8/13/1988	12	Texas Christian	Sugar Land, TX	TR-13 (IND)
30	Hyde, Micah	S	6-0	197	12/31/1990	9	Iowa	Fostoria, OH	FA-17
23	Jackson, Dane	CB	5-11	180	11/29/1996	2	Pittsburgh	Coraopolis, PA	D7-20
92	Johnson, Darryl	DE	6-6	262	4/4/1997	3	North Carolina A&T	Kingsland, GA	D7a-19
46	Johnson, Jacquan	S	5-10	191	11/6/1995	3	Miami	Miami, FL	D6-19
24	Johnson, Taron	CB	5-11	192	7/27/1996	4	Weber State	Sacramento, CA	D4-18
25	Jones, Taiwan	RB	6-0	195	7/26/1988	11	Eastern Washington	Antioch, CA	FA-20
54	Klein, A.J.	LB	6-1	240	7/30/1991	9	Iowa State	Appleton, WI	FA-20
88	Knox, Dawson	TE	6-4	254	11/14/1996	3	Mississippi	Brentwood, TN	D3b-19
75	Kumerow, Jake	WR	6-4	209	2/17/1992	4	Wisconsin-Whitewater	South Elgin, IL	FA-20
10	Lamp, Forrest	G	6-4	310	2/20/1994	5	Western Kentucky	Venice, FL	FA-21
52	Lee, Marquel	LB	6-3	235	10/21/1995	4	Wake Forest	Waldorf, MD	FA-21
9	Lenoir, Lance	WR	6-0	208	2/9/1995	3	Western Illinois	Crete, IL	FA-21
47	Lewis, Cam	CB	5-9	183	4/13/1997	2	Buffalo	Detroit, MI	UDFA-19
98	Lutulelei, Star	DT	6-2	315	12/20/1989	8	Utah	South Jordan, UT	FA-18
56	Love, Mike	DE	6-3	255	01/22/1994	2	South Florida	Clearwater, FL	UDFA-18
44	Matakevich, Tyler	LB	6-1	235	12/22/1992	6	Temple	East Haven, CT	FA-20
38	McCloud, Nick	CB	6-0	193	7/9/1998	R	Notre Dame	Rock Hill, S.C.	UDFA-21
19	McKenzie, Isaiah	WR	5-8	173	4/9/1995	5	Georgia	Miami, FL	W-18 (DEN)
58	Milano, Matt	LB	6-0	223	7/28/1994	5	Boston College	Orlando, FL	D5a-17
85	Morris, Quintin	TE	6-2	252	1/21/1999	R	Bowling Green	Richmond, TX	UDFA-21
60	Morse, Mitch	C	6-6	305	4/21/1992	7	Missouri	Austin, TX	FA-19
20	Moss, Zack	RB	5-9	205	12/15/1997	2	Utah	Hallandale, FL	D3-20
33	Neal, Siran	S	6-0	206	8/4/1994	4	Jacksonville State	Eufaula, AL	D5a-18
93	Obada, Efe	DE	6-6	265	4/13/1992	4	No College	London, England	FA-21
91	Oliver, Ed	DT	6-1	287	12/12/1997	3	Florida	Houston, TX	D1-19
99	Phillips, Harrison	DT	6-3	287	1/25/1999	4	Houston	Omaha, NE	D3-18
18	Powell, Brandon	WR	5-8	181	9/12/1995	4	Florida	Deerfield Beach, FL	FA-21
21	Poyer, Jordan	S	6-0	191	4/25/1991	9	Oregon State	Astoria, OR	FA-17
50	Rousseau, Greg	DE	6-6	266	4/5/2000	R	Miami	Hialeah, FL	D1-21
1	Sanders, Emmanuel	WR	5-11	180	3/17/1987	12	Southern Methodist	Bellville, TX	FA-21
26	Singletary, Devin	RB	5-7	203	9/3/1997	3	Florida Atlantic	Deerfield Beach, FL	D3a-19
59	Smith, Andre	LB	6-0	240	4/20/1997	4	North Carolina	Jacksonville, FL	TR-20 (CAR)
5	Stevenson, Marquez	WR	5-10	180	3/26/1998	R	Houston	Shreveport, LA	D6a-21
89	Sweeney, Tommy	TE	6-5	251	7/1/1995	3	Boston College	Ramsey, NJ	D7-19
36	Thomas, Josh	S	6-0	205	11/19/1996	1	Appalachian State	Montgomery, AL	UDFA-20
40	Thompson, Tariq	S	6-0	210	8/9/1999	R	San Diego State	San Diego, CA	UDFA-21
10	Trubisky, Mitchell	QB	6-2	220	8/20/1994	5	North Carolina	Mentor, OH	FA-21
67	Tuitele, Syrus	OL	6-6	311	2/6/1999	R	Fresno State	Chico, CA	UDFA-21
45	Wade, Christian	RB	5-7	185	5/15/1991	1	St. Mary's (UK)	Slough, England	IPP-19
39	Wallace, Levi	CB	6-0	179	6/12/1995	4	Alabama	Tucson, AZ	UDFA-18
7	Webb, Davis	QB	6-5	225	1/22/1995	3	California	Prosper, TX	FA-19
27	White, Tre'Davious	CB	5-11	192	1/16/1995	5	LSU	Shreveport, LA	D1-17
32	Wildgoose, Rachad	CB	5-10	191	6/20/2000	R	Wisconsin	Miami, FL	D6c-21
28	Williams, Antonio	RB	5-11	215	10/22/1997	R	North Carolina	New London, NC	FA-20
75	Williams, Daryl	OL	6-6	330	8/31/1992	7	Oklahoma	Corinth, TX	FA-19
82	Williams, Duke	WR	6-3	225	5/13/1993	2	Auburn	Reserve, LA	FA-20
61	Zimmer, Justin	DT	6-3	300	10/23/1992	3	Ferris State	Greenville, MI	FA-20
<b>RESERVE/INJURED</b>									
51	Cox Jr., Bryan	DE	6-3	270	6/25/1994	4	Florida	Fort Lauderdale, FL	FA-20



# NUMERICAL ROSTER

NO.	NAME	POS	HT	WT	AGE	EXP	COLLEGE	HOMETOWN	HOW ACQ.
1	Emmanuel Sanders	WR	5-11	180	34	12	Southern Methodist	Bellville, TX	FA-21
2	Tyler Bass	K	5-10	183	24	2	Georgia Southern	Columbia, SC	D6-20
3	Matt Haack	P	6-0	205	27	5	Arizona State	West Des Moines, IA	FA-21
4	Jake Fromm	QB	6-2	215	23	2	Georgia	Warner Robins, GA	D5-20
5	Marquez Stevenson	WR	5-10	180	23	R	Houston	Shreveport, LA	D6-21
7	Davis Webb	QB	6-5	225	26	3	California	Prosper, TX	FA-19
9	Lance Lenoir	WR	6-0	208	26	3	Western Illinois	Crete, IL	FA-21
10	Mitchell Trubisky	QB	6-2	220	26	5	North Carolina	Mentor, OH	FA-21
11	Cole Beasley	WR	5-8	174	32	10	Southern Methodist	Houston, TX	FA-19
13	Gabriel Davis	WR	6-2	210	22	2	Central Florida	Sanford, FL	D4-20
14	Stefon Diggs	WR	6-0	191	27	7	Maryland	Gaithersburg, MD	TR-20 (MIN)
15	Jake Kumerow	WR	6-4	209	29	4	Wisconsin-Whitewater	South Elgin, IL	FA-20
16	Isaiah Hodgins	WR	6-3	201	22	2	Oregon State	Walnut Creek, CA	D6-20
17	Josh Allen	QB	6-5	237	25	4	Wyoming	Firebaugh, CA	D1a-18
18	Brandon Powell	WR	5-8	181	25	4	Florida	Deerfield Beach, FL	FA-21
19	Isaiah McKenzie	WR	5-9	173	26	5	Georgia	Miami, FL	W-18 (DEN)
20	Zack Moss	RB	5-9	205	23	2	Utah	Hallandale, FL	D3-20
21	Jordan Poyer	S	6-0	191	30	9	Oregon State	Astoria, OR	FA-17
22	Matt Breida	RB	5-10	195	28	5	Georgia Southern	Brandon, FL	FA-21
23	Mical Hyde	S	6-0	197	30	9	Iowa	Fostoria, OH	FA-17
24	Taron Johnson	CB	5-11	192	25	4	Weber State	Sacramento, CA	D4-18
25	Taiwan Jones	RB	6-0	195	33	11	Eastern Washington	Antioch, CA	FA-20
26	Devin Singletary	RB	5-7	203	23	3	Florida Atlantic	Deerfield Beach, FL	D3a-19
27	Tre'Davious White	CB	5-11	192	26	5	LSU	Shreveport, LA	D1-17
28	Antonio Williams	RB	5-11	215	23	1	North Carolina	New London, NC	FA-20
30	Dane Jackson	CB	5-11	180	24	2	Pittsburgh	Corapolis, PA	D7-20
31	Damar Hamlin	S	6-0	200	23	R	Pittsburgh	McKees Rocks, PA	D6-21
32	Rachad Whitegoose	CB	5-10	191	21	R	Wisconsin	Miami, FL	D6-21
33	Sirun Neal	S	6-0	206	27	4	Jacksonville State	Eufaula, AL	D5a-18
36	Josh Thomas	S	6-0	205	24	1	Appalachian State	Montgomery, AL	UDFA-20
37	Olajiah Griffin	CB	5-11	176	22	R	USC	Mission Viejo, CA	UDFA-21
38	Nick McCloud	CB	6-0	193	23	R	Notre Dame	Rock Hill, SC	UDFA-21
39	Levi Wallace	CB	6-0	179	26	4	Alabama	Tucson, AZ	UDFA-18
40	Tariq Thompson	S	5-11	204	21	R	San Diego State	San Diego, CA	UDFA-21
41	Reggie Gilliam	FB	6-0	244	23	2	Toledo	Galloway, OH	UDFA-20
42	Joe Giles-Harris	LB	6-2	234	24	2	Duke	Montvale, NJ	FA-21
43	Mike Bell	LB	6-3	220	23	1	Fresno State	Perris, CA	FA-21
44	Tyler Matakovich	LB	6-1	235	28	6	Temple	East Haven, CT	FA-20
45	Christian Wade	RB	5-7	185	30	1	St. Mary's (UK)	Slough, England	IPP-19
46	Jaquan Johnson	S	5-10	191	25	3	Miami	Miami, FL	D6-19
47	Cam Lewis	CB	5-9	183	24	2	Buffalo	Detroit, MI	UDFA-19
48	Tyrell Adams	LB	6-1	228	29	5	West Georgia	Atlanta, GA	FA-21
49	Tremaine Edmunds	LB	6-5	250	23	4	Virginia Tech	Ringgold, VA	D1b-18
50	Greg Rousseau	DE	6-6	266	21	R	Miami	Hialeah, FL	D1-21
51a	Eli Ankou	DT	6-3	325	27	3	UCLA	Bear, DE	FA-21
51b	Tyler Gauthier	OL	6-5	305	24	1	Miami	Venice, FL	FA-21
52	Marquel Lee	LB	6-3	235	25	4	Wake Forest	Waldorf, MD	FA-21
53	Tyrel Dodson	LB	6-0	237	23	2	Texas A&M	Franklin, TN	UDFA-19
54	A.J. Klein	LB	6-1	240	30	9	Iowa State	Appleton, WI	FA-20
55	Jerry Hughes	DE	6-2	254	32	12	Texas Christian	Sugar Land, TX	TR-13 (IND)
56	Mike Love	DE	6-3	255	27	2	South Florida	Clearwater, FL	UDFA-18
57	A.J. Epenesa	DE	6-6	260	22	2	Iowa	Edwardsville, IL	D2-20
58	Matt Milano	LB	6-0	223	27	5	Boston College	Orlando, FL	D5a-17
59	Andre Smith	LB	6-0	240	24	4	North Carolina	Jacksonville, FL	TR-20 (CAR)
60	Mitch Morse	C	6-6	305	29	7	Missouri	Austin, TX	FA-19
61	Justin Zimmer	DT	6-3	300	28	3	Ferris State	Greenville, MI	FA-20
62a	Treyvon Hester	DT	6-2	304	28	4	Toledo	Pittsburgh, PA	FA-21
62b	Marquel Harrell	OL	6-3	307	24	1	Auburn	Fairburn, GA	FA-21
63	Steven Gonzalez	G	6-4	325	24	1	Penn State	Union City, NJ	FA-21
64	Jordan Devey	OL	6-7	320	33	7	Memphis	American Fork, UT	FA-20
65	Ike Boettger	G	6-6	313	26	4	Iowa	Cedar Falls, IA	W-18 (KC)
66	Jack Anderson	G	6-4	314	22	R	Texas Tech	Frisco, TX	D7-21
67	Syrus Tuitele	G	6-5	311	22	R	Fresno State	Chico, CA	UDFA-21
68	Bobby Hart	T	6-5	310	26	7	Florida State	Fort Lauderdale, FL	FA-21
69	Reid Ferguson	LS	6-2	235	27	5	LSU	Buford, GA	FA-16
70	Forrest Lamp	G	6-4	310	27	5	Western Kentucky	Venice, FL	FA-21
71	Ryan Bates	OL	6-4	302	24	3	Penn State	Warminster, PA	TR-19 (PHI)
72	Tommy Doyle	T	6-8	320	23	R	Miami (OH)	Edina, MN	D5-21
73	Dion Dawkins	T	6-5	329	27	5	Temple	Rahway, NJ	D2b-17
74	Cody Ford	T	6-3	329	24	3	Oklahoma	Pineville, LA	D2-19
75	Darryl Williams	OL	6-6	330	28	7	Oklahoma	Corinth, TX	FA-20
76	Jon Feliciano	G	6-4	325	29	7	Miami	Davie, FL	FA-19
77	Jamil Douglas	OL	6-4	309	29	4	Arizona State	Cypress, CA	FA-21
79	Spencer Brown	T	6-8	311	23	R	Northern Iowa	Lenox, IA	D3-21
80	Jacob Hollister	TE	6-4	245	27	5	Wyoming	Bend, OR	FA-21
81	Bug Howard	TE	6-4	230	28	1	North Carolina	Rochelle, GA	FA-21
82	Duke Williams	WR	6-3	225	28	2	Auburn	Reserve, LA	FA-19
84	Nate Becker	TE	6-5	264	25	1	Miami (OH)	Carmel, IN	FA-20
85	Quintin Morris	TE	6-2	243	22	R	Bowling Green	Fort Bend County, TX	UDFA-21
87	Tanner Gentry	WR	6-2	209	26	1	Wyoming	Aurora, CO	FA-20
88	Dawson Knox	TE	6-4	254	24	3	Mississippi	Brentwood, TN	D3b-19
89	Tommy Sweeney	TE	6-5	251	26	3	Boston College	Ramsey, NJ	D7b-19
90	Brandin Bryant	DT	6-2	305	27	1	Florida Atlantic	Omaha, NE	FA-20
91	Ed Oliver	DT	6-1	287	23	3	Houston	Houston, TX	D1-19
92	Darryl Johnson	DE	6-6	262	24	3	North Carolina A&T	Kingsland, GA	D7a-19
93	Efe Obada	DE	6-6	265	29	4	No College	London, England	FA-21
94	Vernon Butler	DT	6-4	330	27	6	Louisiana Tech	Summit, MS	FA-20
96	Boogie Basham	DE	6-3	274	23	R	Wake Forest	Roanoke, VA	D2-21
97	Mario Addison	DE	6-3	260	33	11	Troy	Tarrant City, AL	FA-20
98	Star Lotulelei	DT	6-2	315	31	8	Utah	South Jordan, UT	FA-18
99	Harrison Phillips	DT	6-3	307	25	4	Stanford	Omaha, NE	D3-18
<b>RESERVE/INJURED</b>									
51	Bryan Cox Jr.	DE	6-3	270	27	4	Florida	Fort Lauderdale, FL	FA-20



# 2021 ROSTER BREAKDOWN

## HOW THEY WERE ACQUIRED

2013	Jerry Hughes	TR-IND
2016	Reid Ferguson	UDFA
2017	Micha Hyde	FA
	Jordan Poyer	FA
	Tre'Davious White	D1
	Dion Dawkins	D2b
	Matthew Milano	D5a
2018	Star Lotulelei	FA
	Josh Allen	D1a
	Tremaine Edmunds	D1b
	Harrison Phillips	D3
	Taron Johnson	D4
	Siran Neal	D5b
	Ike Boettger	UDFA
	Levi Wallace	UDFA
	Mike Love	UDFA
	Isaiah McKenzie	W (DEN)
2019	Cole Beasley	FA
	Jon Feliciano	FA
	Mitch Morse	FA
	Ed Oliver	D1
	Cody Ford	D2
	Devin Singletary	D3a
	Dawson Knox	D3b
	Jaquan Johnson	D6
	Darryl Johnson	D7a
	Tommy Sweeney	D7b
	Tyrell Dodson	UDFA
	Ryan Bates	TR-PHI
	Cam Lewis	UDFA
	Davis Webb	FA
	Duke Williams	FA
	Christian Wade	IPP
2020	Mario Addison	FA
	Vernon Butler	FA
	Taiwan Jones	FA
	A.J. Klein	FA
	Tyler Matakevich	FA
	Stefon Diggs	TR-MIN
	Daryl Williams	FA
	A.J. Epenesa	D2
	Zack Moss	D3
	Gabriel Davis	D4
	Jake Fromm	D5
	Tyler Bass	D6a
	Isaiah Hodgins	D6b
	Dane Jackson	D7
	Reggie Gilliam	UDFA
	Josh Thomas	UDFA
	Andre Smith	TR-CAR
	Jordan Devey	FA
	Antonio Williams	UDFA
	Brandin Bryant	FA
	Jake Kumerow	FA
	Nate Becker	FA
	Tanner Gentry	FA
2021	Matt Haack	FA
	Mitchell Trubisky	FA
	Jacob Hollister	FA
	Efe Obada	FA
	Matt Breida	FA
	Brandon Powell	FA
	Emmanuel Sanders	FA
	Bobby Hart	FA
	Tyrell Adams	FA
	Marquel Lee	FA
	Jamil Douglas	FA
	Forrest Lamp	FA
	Greg Rousseau	D1
	Boogie Basham	D2
	Spencer Brown	D3
	Tommy Doyle	D5
	Marquez Stevenson	D6a
	Damar Hamlin	D6b
	Rachad Wildgoose	D6c
	Jack Anderson	D7
	Olajiah Griffin	UDFA
	Nick McCloud	UDFA
	Quintin Morris	UDFA
	Tariq Thompson	UDFA
	Syrus Tuitiele	UDFA
	Steven Gonzalez	FA
	Mike Bell	FA
	Joe Giles-Harris	FA
	Treyvon Hester	FA
	Lance Lenoir	FA
	Eli Ankou	FA
	Marquel Harrell	FA
	Tyler Gauthier	FA
	Bug Howard	FA

## BY DRAFT ROUND

1	Jerry Hughes	IND	2010
	Star Lotulelei	CAR	2013
	Vernon Butler	CAR	2016
	Tre'Davious White	BUF	2017
	Mitchell Trubisky	CHI	2017
	Josh Allen	BUF	2018
	Tremaine Edmunds	BUF	2018
	Ed Oliver	BUF	2019
	Greg Rousseau	BUF	2021
2	Mitch Morse	KC	2015
	Dion Dawkins	BUF	2017
	Forrest Lamp	LAC	2017
	Cody Ford	BUF	2019
	A.J. Epenesa	BUF	2020
	Boogie Basham	BUF	2021
3	Emmanuel Sanders	PIT	2010
	Davis Webb	NYG	2017
	Harrison Phillips	BUF	2018
	Dawson Knox	BUF	2019
	Devin Singletary	BUF	2019
	Zack Moss	BUF	2020
	Spencer Brown	BUF	2021
4	Taiwan Jones	OAK	2011
	Jon Feliciano	OAK	2015
	Daryl Williams	CAR	2015
	Jamil Douglas	MIA	2015
	Taron Johnson	BUF	2018
	Gabriel Davis	BUF	2020
5	Micha Hyde	GB	2013
	Stefon Diggs	MIN	2015
	A.J. Klein	CAR	2015
	Isaiah McKenzie	DEN	2017
	Marquel Lee	OAK	2017
	Matt Milano	BUF	2017
	Siran Neal	BUF	2018
	Jake Fromm	BUF	2020
	Tommy Doyle	BUF	2021
6	Jaquan Johnson	BUF	2019
	Tyler Bass	BUF	2020
	Isaiah Hodgins	BUF	2020
	Damar Hamlin	BUF	2021
	Marquez Stevenson	BUF	2021
7	Jordan Poyer	PHI	2013
	Bobby Hart	NYG	2015
	Tyler Matakevich	PIT	2016
	Treyvon Hester	OAK	2017
	Andre Smith	CAR	2018
	Darryl Johnson	BUF	2019
	Tommy Sweeney	BUF	2019
	Dane Jackson	BUF	2020
	Jack Anderson	BUF	2021
FA	Mario Addison	CHI	2011
	Cole Beasley	DAL	2012
	Jordan Devey	BAL	2013
	Efe Obada	DAL	2015
	Gabriel Davis	CIN	2015
	Jake Kumerow	SEA	2015
	Tyrell Adams	SEA	2015
	Reid Ferguson	SEA	2016
	Justin Zimmer	BUF	2016
	Brandin Bryant	SEA	2016
	Duke Williams	LAR	2016
	Eli Ankou	HOU	2017
	Jacob Hollister	NE	2017
	Lance Lenoir	DAL	2017
	Matt Breida	SF	2017
	Matt Haack	MIA	2017
	Tanner Gentry	CHI	2017
	Bug Howard	IND	2017
	Ike Boettger	BUF	2018
	Brandon Powell	DET	2018
	Mike Love	BUF	2018
	Cam Lewis	BUF	2019
	Tyrell Dodson	BUF	2019
	Nate Becker	BUF	2019
	Ryan Bates	PHI	2019
	Joe Giles-Harris	JAX	2019
	Tyler Gauthier	NE	2019
	Reggie Gilliam	BUF	2020
	Antonio Williams	BUF	2020
	Josh Thomas	BUF	2020
	Mike Bell	BUF	2020
	Steven Gonzalez	ARZ	2020
	Marquel Harrell	BUF	2020
	Nick McCloud	BUF	2021
	Olajiah Griffin	BUF	2021
	Quintin Morris	BUF	2021
	Rachad Wildgoose	BUF	2021
	Syrus Tuitiele	BUF	2021
	Tariq Thompson	BUF	2021
	Christian Wade	BUF	2021

## BY EXPERIENCE

PLAYER	EXP	GP	GS	w/BUF
Jerry Hughes	12	167	118	127/111
Emmanuel Sanders	12	157	108	
Mario Addison	11	142	38	15/7
Taiwan Jones	11	104	0	27/0
Cole Beasley	10	132	43	30/21
Micha Hyde	9	125	95	62/62
A.J. Klein	9	119	78	16/13
Jordan Poyer	9	111	73	63/63
Star Lotulelei	8	108	107	32/32
Stefon Diggs	7	86	78	16/15
Mitch Morse	7	79	79	30/30
Bobby Hart	7	79	66	
Jon Feliciano	7	73	33	25/25
Daryl Williams	7	72	56	16/15
Jordan Devey	7	45	21	1/0
Tyler Matakevich	6	79	1	16/0
Vernon Butler	6	66	20	14/11
Dion Dawkins	5	64	59	64/59
Reid Ferguson	5	64	0	64/0
Matt Haack	5	63	0	
Tre'Davious White	5	61	61	61/61
Matt Milano	5	55	39	55/39
Matt Breida	5	54	19	
Mitchell Trubisky	5	51	50	
Isaiah McKenzie	5	50	15	38/15
Jacob Hollister	5	50	10	
Tyrell Adams	5	37	14	
Eli Ankou	5	27	2	
Forrest Lamp	5	25	18	
Tremaine Edmunds	4	47	47	47/47
Siran Neal	4	47	1	47/1
Jamil Douglas	4	46	11	
Josh Allen	4	44	43	44/43
Efe Obada	4	42	1	
Treyvon Hester	4	41	2	
Taron Johnson	4	39	19	39/19
Levi Wallace	4	35	35	35/35
Marquel Lee	4	34	19	
Andre Smith	4	31	0	12/0
Harrison Phillips	4	31	4	31/4
Jake Kumerow	4	25	6	6/0
Brandon Powell	4	21	2	
Ike Boettger	4	18	7	18/7
Ed Oliver	3	32	23	32/23
Darryl Johnson	3	31	0	31/0
Devin Singletary	3	28	24	28/24
Jaquan Johnson	3	27	0	27/0
Dawson Knox	3	27	19	27/19
Ryan Bates	3	24	0	24/0
Cody Ford	3	23	22	23/22
Justin Zimmer	3	15	0	12/0
Lance Lenoir	3	8	0	
Tommy Sweeney	3	6	1	6/1
Davis Webb	3	0	0	
Tyler Bass	2	16	0	16/0
Gabriel Davis	2	16	11	16/11
Joe Giles-Harris	2	14	3	
A.J. Epenesa	2	14	1	14/1
Reggie Gilliam	2	14	0	14/0
Zack Moss	2	13	0	13/0
Tyrell Dodson	2	10	2	10/2
Dane Jackson	2	5	2	5/2
Cam Lewis	2	5	2	5/2
Duke Williams	2	5	3	5/3
Mike Love	2	4	0	4/0
Jake Fromm	2	0	0	
Isaiah Hodgins	2	0	0	
Brandin Bryant	1	5	0	1/0
Tanner Gentry	1	4	3	
Josh Thomas	1	2	0	2/0
Antonio Williams	1	1	0	1/0
Nate Becker	1	1	0	1/0
Mike Bell	1	0	0	
Christian Wade	1	0	0	
Steven Gonzalez	1	0	0	
Tyler Gauthier	1	0	0	
Marquel Harrell	1	0	0	
Bug Howard	1	0	0	
Marquez Stevenson	R			
Damar Hamlin	R			
Rachad Wildgoose	R			
Olajiah Griffin	R			
Nick McCloud	R			
Tariq Thompson	R			
Greg Rousseau	R			
Jack Anderson	R			
Syrus Tuitiele	R			
Tommy Doyle	R			
Spencer Brown	R			
Quintin Morris	R			
Boogie Basham	R			



# 2021 PERSONNEL MOVES

- **January 26** - Signed to Reserve/Future contracts: T Trey Adams, TE Nate Becker, DT Brandin Bryant, DE Bryan Cox Jr., WR Tanner Gentry, CB Dane Jackson, WR Jake Kumerow, DE Mike Love, S Josh Thomas, RB Christian Wade, QB Davis Webb, RB Antonio Williams, WR Duke Williams.
- **February 1** - Signed OL Jordan Devey to a one-year contract.
- **March 5** - Signed S Micah Hyde to a two-year contract extension.
- **March 10** - Released WR John Brown and DL Quinton Jefferson.
- **March 11** - Signed LB Matt Milano to a four-year contract.
- **March 12** - Signed T Daryl Williams to a three-year contract.
- **March 14** - Signed G Jon Feliciano to a three-year contract.
- **March 15** - Agreed to terms with LB Tyler Matakevich on a one-year contract extension.
- **March 16** - Signed P Matt Haack to a three-year contract.
- **March 17** - Tendered restricted free agent G Ike Boettger. Traded TE Lee Smith to Atlanta for a 2022 7th round pick. Agreed to terms with WR Emmanuel Sanders and CB Levi Wallace.
- **March 18** - Agreed to terms with QB Mitchell Trubisky and RB Taiwan Jones on one-year contracts.
- **March 19** - Agreed to terms with TE Jacon Hollister on a one-year contract.
- **March 23** - Agreed to terms with WR Isaiah McKenzie on a one-year contract.
- **March 24** - Agreed to terms with DE Efe Obada on a one-year contract.
- **March 25** - Agreed to terms with RB Matt Breida on a one-year contract.
- **March 26** - Agreed to terms with WR Brandon Powell on a one-year contract.
- **March 30** - Agreed to terms with T Bobby Hart on a one-year contract.
- **March 31** - Agreed to terms with LB Tyrell Adams and LB Marquel Lee on one-year contracts.
- **April 2** - Agreed to terms with OL Jamil Douglas to a one-year contract.
- **April 7** - Agreed to terms with G Forrest Lamp to a

one-year contract.

- **April 27** - Signed G Ike Boettger to a one-year contract.
- **April 29** - Selected DE Gregory Rousseau in the first round of the NFL Draft.
- **April 30** - Selected DE Boogie Basham in the second round and T Spencer Brown in the third round of the NFL Draft.
- **May 1** - Selected T Tommy Doyle in the fifth round, WR Marquez Stevenson, S Damar Hamlin and CB Rachad Wildgoose in the sixth round and G Jack Anderson in the seventh round of the NFL Draft.
- **May 13** - Signed undrafted free agents CB Olajiah Griffin, CB Nick McCloud, TE Quintin Morris, S Tariq Thompson, OL Syrus Tuitele and WR Tre Walker. Also signed OL Steven Gonzalez and LB Mike Bell.
- **May 16** - Signed LB Joe Giles-Harris to a one-year contract.
- **May 20** - Signed DT Treyvon Hester to a one-year contract.
- **May 26** - Signed WR Lance Lenoir and released WR Tre Walker.
- **May 28** - Signed LS Reid Ferguson to a three-year contract extension through the 2024 season.
- **June 22** - Signed DT Eli Ankou and DT Nazair Jones. Placed DE Bryan Cox Jr. on IR.
- **July 16** - Released DT Nazair Jones.
- **July 28** - Placed T Dion Dawkins and G Ike Boettger on Reserve/COVID-19 list.
- **July 29** - Signed G Marquel Harrell and OL Tyler Gauthier.
- **July 30** - Signed TE Bug Howard.



# 2020 SNAP COUNTS

	OFFENSE	NYJ	MIA	LAR	LV	TEN	KC	NYJ	NE	SEA	AZ	LAC	SF	PIT	DEN	NE	MIA	PLAYS	PCT
	TOTAL PLAYS	87	61	62	61	72	53	74	58	68	73	62	73	75	73	72	64	1088	
QB	Josh Allen	87	61	62	61	65	53	74	58	68	73	61	73	75	72	57	35	1035	95.1%
	Matt Barkley	DNP	DNP	DNP	DNP	7	DNP	DNP	DNP	DNP	DNP	1	0	0	1	15	29	53	4.9%
	Jake Fromm	IA	IA	IA	IA	IA	IA	IA	IA	IA	IA	IA	IA	IA	IA	IA	IA	0	0.0%
	Davis Webb	PS	PS	PS	PS	PS	PS	PS	PS	PS	PS	PS	PS	PS	PS	IA	PS	0	0.0%
RB	Devin Singletary	51	34	55	54	45	40	40	28	31	34	25	62	30	39	35	18	621	57.1%
	Zack Moss	39	28	IA	IA	IA	13	35	31	38	39	37	11	44	34	36	18	403	37.0%
	T.J. Yeldon	IA	IA	6	8	28	IA	IA	IA	IA	IA	IA	IA	IA	IA	C-19	C-19	42	3.9%
	Antonio Williams	X	X	PS	X	PS	PS	PS	PS	PS	PS	PS	PS	PS	PS	PS	28	28	2.7%
WR	Taiwan Jones	0	0	0	1	1	0	0	0	IA	IA	0	0	0	0	1	IA	3	0.3%
	Stefon Diggs	82	48	61	56	60	51	72	53	60	69	60	69	70	67	56	31	965	88.7%
	Gabriel Davis	43	22	46	36	72	33	70	35	32	37	60	71	62	68	72	38	797	73.3%
	Cole Beasley	55	41	38	18	44	34	61	36	46	58	53	55	61	45	35	IA	680	62.5%
TE	John Brown	81	56	29	52	IA	51	IA	47	53	54	IR	IR	IR	IR	C-19	30	453	41.6%
	Isaiah McKenzie	16	7	17	21	22	7	15	6	5	9	12	11	10	22	32	58	270	24.8%
	Andre Roberts	2	6	11	6	24	1	0	0	0	1	0	0	0	0	11	DNP	62	5.7%
	Jake Kumerow	PS	PS	PS	PS	PS	PS	PS	PS	3	0	1	4	4	5	X	X	17	1.6%
TE	Duke Williams	PS	PS	PS	PS	PS	PS	4	PS	PS	PS	PS	PS	PS	PS	PS	PS	4	0.4%
	Dawson Knox	56	22	IA	29	25	IA	C-19	C-19	25	51	38	49	60	40	46	46	487	44.8%
	Tyler Kroft	4	31	44	20	35	30	58	37	27	C-19	IA	IA	IA	IA	12	C-19	298	27.4%
	Lee Smith	IA	IA	1	IA	IA	2	C-19	8	IA	12	17	25	29	30	24	23	171	15.7%
OFFENSIVE LINE	Reggie Gilliam	3	3	1	3	4	3	13	9	14	1	6	7	4	10	IA	IA	81	7.4%
	Nate Becker	X	X	PS	PS	PS	PS	PS	PS	PS	PS	PS	PS	PS	PS	PS	30	30	2.8%
	Tommy Sweeney	PUP	PUP	PUP	PUP	PUP	PUP	PUP	PUP	PUP	PUP	PUP	PUP	PUP	PUP	PUP	PUP	0	0.0%
	Darryl Williams	87	61	62	61	72	53	74	58	65	73	62	73	75	44	64	64	1048	96.3%
OFFENSIVE LINE	Dion Dawkins	87	61	54	61	62	53	74	58	68	73	62	73	75	72	64	35	1032	94.9%
	Mitch Morse	87	61	62	61	72	53	74	3	IA	DNP	62	73	61	73	72	64	878	80.7%
	Ike Boettger	IA	IA	IA	IA	7	9	74	48	54	73	0	73	75	73	72	64	622	57.2%
	Brian Winters	1	21	62	29	65	53	72	58	60	73	62	15	14	1	1	29	616	56.6%
OFFENSIVE LINE	Jon Feliciano	IR	IR	IR	IR	IR	IR	IR	58	68	73	62	57	75	72	71	35	571	52.5%
	Cody Ford	87	43	62	61	72	44	IA	IA	14	IA	IR	IR	IR	IR	IR	IR	383	35.2%
	Quinton Spain	87	58	0	32	IA	IA	X	X	X	X	X	X	X	X	X	X	177	16.3%
	Ryan Bates	1	5	1	1	7	0	2	7	13	0	1	2	1	4	8	29	82	7.5%
OFFENSIVE LINE	Ty Nsekhe	1	0	8	0	3	0	0	0	4	0	0	0	0	30	8	IA	54	5.0%
	Jordan Devey	PS	PS	PS	PS	PS	PS	2	PS	PS	PS	PS	PS	PS	PS	PS	PS	2	0.2%
	Jonotthan Harrison	PS	PS	PS	PS	PS	PS	PS	PS	PS	PS	PS	PS	PS	IA	PS	PS	0	0.0%

Playoffs: 59 plays vs. Indianapolis. Dawkins, Boettger, D.Williams, Feliciano, Morse, Allen (59), Brown (57), Diggs (55), Beasley (41), Knox (40), Singletary (39), Davis (32), Moss (20), L.Smith (5), McKenzie (4), Gilliam (2)

57 plays vs. Baltimore. D.Williams, Boettger, Feliciano, Allen, Morse (57), Dawkins (56), Singletary (48), Diggs (47), Brown (46), Knox (45), Beasley (36), Davis (26), L.Smith (10), Gilliam (9), Yeldon (8), T.Jones, Nsekhe, Bates (1)

73 plays at Kansas City. Boettger, Dawkins, D.Williams, Feliciano, Morse, Allen (73), Brown (71), Diggs (69), Beasley (61), Knox (48), Singletary, Yeldon (38), Davis (16), McKenzie (15), L.Smith (7), Gilliam, Roberts (1)



# 2020 SNAP COUNTS

	DEFENSE	NYJ	MIA	LAR	LV	TEN	KC	NYJ	NE	SEA	AZ	LAC	SF	PIT	DEN	NE	MIA	PLAYS	PCT
D-LINE	TOTAL PLAYS	56	75	69	74	66	73	57	65	65	73	83	61	57	64	50	83	1071	
	Jerry Hughes	38	48	43	45	41	43	36	40	44	49	57	41	44	33	27	1A	629	58.7%
	Mario Addison	35	44	32	42	44	44	39	40	43	49	52	41	37	38	26	1A	606	56.6%
	Ed Oliver	38	36	39	39	37	42	35	40	39	40	47	34	37	33	24	18	578	54.0%
	Quinton Jefferson	35	47	44	34	38	41	31	19	42	41	47	27	24	33	15	16	534	49.9%
	Vernon Butler	1A	29	26	36	32	31	28	1A	24	42	34	31	25	25	23	42	428	40.0%
	Trent Murphy	25	39	39	40	32	1A	24	37	29	34	1A	1A	1A	1A	4A	44	343	32.0%
	Harrison Phillips	20	37	29	41	27	1A	1A	41	1A	1A	21	18	13	21	20	44	332	31.0%
	A.J. Epenesa	1A	17	24	15	4	22	9	1A	11	8	31	23	21	22	27	57	291	27.2%
	Justin Zimmer	16	PS	PS	PS	PS	32	19	23	22	23	23	16	15	23	18	45	275	25.7%
	Darryl Johnson	17	11	1A	6	11	14	7	13	6	6	24	17	12	28	20	33	225	21.0%
	Mike Love	PS	PS	PS	PS	PS	PS	PS	PS	PS	PS	PS	PS	PS	PS	PS	35	35	3.3%
	Bryan Cox, Jr.	PS	PS	PS	PS	PS	23	PS	PS	PS	PS	PS	PS	PS	PS	PS	PS	23	2.1%
	Brandin Bryant	X	PS	PS	PS	PS	PS	PS	7	PS	PS	PS	PS	PS	PS	PS	PS	7	0.7%
	Tremaine Edmunds	36	1A	68	74	66	73	57	63	65	73	83	61	57	49	44	42	911	85.1%
	A.J. Klein	35	72	1	8	19	64	38	51	62	67	83	42	30	36	24	20	652	60.9%
	Matt Milano	21	1A	69	55	1A	1A	19	15	1R	1R	1R	19	27	25	44	41	335	31.3%
LB	Tyrel Dodson	17	74	0	19	60	0	1R	1R	1R	1R	1R	1R	0	0	0	2	172	16.1%
	Tyler Matakevich	3	7	0	0	0	0	0	1	0	0	0	0	0	15	6	40	72	6.7%
	Andre Smith	PS	0	PS	PS	0	PS	0	16	0	0	5	0	0	3	2	21	47	4.4%
	Del'Shawn Phillips	0	1A	1A	1A	1R	1R	1R	0	1R	1R	1R	1R	1R	1R	1R	1R	0	0.0%
	Deon Lacey	X	0	0	PS	0	0	PS	PS	PS	PS	PS	PS	PS	PS	PS	X	0	0.0%
	Darron Lee	X	X	X	X	X	X	X	X	PS	0	0	PS	PS	PS	PS	PS	0	0.0%
	Jordan Poyer	56	74	69	73	66	73	57	65	65	73	83	60	57	60	37	42	1010	94.3%
DEFENSIVE BACKS	Micah Hyde	55	74	67	73	66	73	54	1A	65	73	82	60	57	53	44	42	938	87.6%
	Tre'Davious White	44	72	69	74	1A	73	57	65	61	73	82	60	57	47	44	1A	878	82.0%
	Taron Johnson	48	57	60	53	37	63	48	49	44	73	76	60	37	50	26	44	825	77.0%
	Levi Wallace	56	65	69	6	1R	1R	1R	65	65	C-19	80	60	25	45	34	42	612	57.1%
	Josh Norman	1R	1R	1R	67	65	73	1A	1A	1A	C-19	1	0	32	36	22	48	344	32.1%
	Dean Marlowe	9	15	9	14	16	0	12	65	17	C-19	2	1	0	15	13	42	230	21.5%
	Dane Jackson	PS	PS	PS	PS	0	PS	57	0	4	58	PS	PS	PS	PS	PS	74	193	18.0%
	Siran Neal	12	7	0	0	0	9	0	0	7	6	0	0	20	14	4	38	117	10.9%
	Cam Lewis	0	0	0	PS	65	10	DNP	1R	1R	1R	1R	1R	1R	1R	1R	1R	75	7.0%
	Jaquan Johnson	0	0	2	0	0	0	0	0	0	0	0	0	1A	1A	6	41	49	4.6%
	Daryl Worley	X	X	X	X	X	X	X	X	PS	15	PS	PS	X	X	X	X	15	1.4%
	Josh Thomas	PS	PS	PS	PS	PS	PS	PS	0	PS	0	PS	PS	PS	PS	PS	PS	0	0.0%

Playoffs: 79 plays vs. Indianapolis. Poyer, White, Edmunds (79), Hyde, Milano (78), T.Johnson (76), Hughes (61), Addison (60), Wallace (44), Butler (41), Oliver (40), Jefferson (39), Norman (34), Epenesa, Zimmer (22), H.Phillips (18), D.Johnson (15), Klein (3), Marlowe (1)

78 plays vs. Baltimore. Poyer, Hyde, White, Edmunds, Milano (78), Hughes (48), T.Johnson (46), Addison (41), Oliver (40), Norman, Wallace (39), H.Phillips (38), Jefferson (36), Klein (32), Epenesa (29), Zimmer (28), Murphy, Butler (26)

65 plays at Kansas City. Edmunds, White (65), Poyer, Hyde, Milano (64), T.Johnson (59), Hughes (48), Addison (45), Oliver (37), Wallace (35), H.Phillips (33), Norman (30), Jefferson (27), Epenesa (20), Butler (19), D.Johnson (17), Zimmer (13), Klein (7), Neal (3)



# 2020 PARTICIPATION CHART

GAME OPPONENT	1 NYJ	2 MIA	3 LAR	4 LV	5 TEN	6 KC	7 NYJ	8 NE	9 SEA	10 AZ	11 LAC	12 SF	13 PIT	14 DEN	15 NE	16 MIA	WC IND	DIV BAL	CC KC			
																				GP	GS	IA
Addison, Mario	P	P	P	P	P	RDE	RDE	P	P	P	RDE	RDE	RDE	RDE	RDE	IA	RDE	RDE	RDE	15	7	1
Adams, Trey	PS	PS	PS	PS	PS	PS	PS	PS	PS	PS	PS	PS	PS	PS	PS	PS	PS	PS	PS	0	0	0
Allen, Josh	QB	QB	QB	QB	QB	QB	QB	QB	QB	QB	QB	QB	QB	QB	QB	WR	QB	QB	QB	16	16	0
Barkley, Matt	DNP	DNP	DNP	DNP	P	DNP	DNP	DNP	DNP	DNP	P	DNP	DNP	P	P	P	DNP	DNP	DNP	5	0	0
Bass, Tyler	P	P	P	P	P	P	P	P	P	P	P	P	P	P	P	P	P	P	P	16	0	0
Bates, Ryan	P	P	P	P	P	P	P	P	P	P	P	P	P	P	P	P	P	P	P	16	0	0
Beasley, Cole	WR	WR	P	P	P	WR	WR	P	WR	WR	WR	WR	WR	WR	P	IA	P	WR	WR	15	10	1
Becker, Nate	-	-	PS	PS	PS	PS	C-19	C-19	PS	P	PS	PS	PS	PS	PS	P	PS	PS	PS	1	0	0
Boehm, Evan	PS	PS	PS	PS	-	-	-	-	-	-	-	-	-	-	-	-	-	-	-	0	0	0
Boettger, Ike	IA	IA	IA	IA	P	P	LG	P	P	LG	P	LG	LG	LG	LG	LG	LG	LG	LG	12	7	4
Bojorquez, Corey	P	P	P	P	P	P	P	P	P	P	P	P	P	P	P	P	P	P	P	16	0	0
Brown, John	WR	WR	WR	WR	IA	WR	IA	P	WR	WR	IR	IR	IR	IR	C-19	WR	WR	WR	WR	9	8	2
Bryant, Brandin	-	PS	PS	PS	PS	PS	PS	P	PS	PS	PS	PS	PS	PS	PS	PS	PS	PS	PS	1	0	0
Butler, Vernon	IA	P	P	P	P	P	NDT	IA	LDT	LDT	LDT	LDT	LDT	LDT	LDT	LDT	RDT	LDT	LDT	14	9	2
Cox Jr., Bryan	PS	PS	PS	PS	PS	P	PS	PS	PS	PS	PS	PS	PS	PS	PS	PS	PS	PS	PS	1	0	0
Croom, Jason	PS	PS	-	-	-	-	-	-	-	-	-	-	-	-	-	-	-	-	-	0	0	0
Davis, Gabriel	WR	P	P	P	WR	P	WR	WR	WR	P	WR	WR	WR	WR	WR	WR	WR	WR	P	16	11	0
Dawkins, Dion	LT	LT	LT	LT	LT	LT	LT	LT	LT	LT	LT	LT	LT	LT	LT	LT	LT	LT	LT	16	16	0
Devey, Jordan	PS	PS	PS	PS	PS	PS	P	PS	PS	PS	PS	PS	PS	PS	PS	PS	IA	IA	IA	1	0	0
Diggs, Stefon	WR	WR	WR	WR	WR	WR	WR	WR	WR	WR	WR	WR	WR	WR	WR	P	P	WR	WR	16	15	0
Dodson, Tyrel	P	LB	P	P	WLB	P	IR	IR	IR	IR	IR	IR	P	P	P	P	P	IA	IA	10	2	0
Edmunds, Tremaine	MLB	IA	MLB	MLB	MLB	LLB	MLB	SLB	RLB	MLB	MLB	MLB	MLB	MLB	MLB	MLB	MLB	MLB	MLB	15	15	1
Epenesa, A.J.	IA	P	P	P	P	P	P	IA	P	P	P	P	P	P	P	LDE	P	P	P	14	1	2
Feliciano, Jon	IR	IR	IR	IR	IR	IR	IR	LG	C	C	LG	RG	RG	RG	RG	RG	RG	RG	RG	9	9	0
Ferguson, Reid	P	P	P	P	P	P	P	P	P	P	P	P	P	P	P	P	P	P	P	16	0	0
Ford, Cody	RG	RG	LG	LG	LG	LG	IA	IA	LG	IA	IR	IR	IR	IR	IR	IR	IR	IR	IR	7	7	3
Freeman, Devonta	-	-	-	-	-	-	-	-	-	-	-	-	-	-	-	-	-	PS	PS	0	0	0
Fromm, Jake	IA	IA	IA	IA	IA	IA	IA	IA	IA	IA	IA	IA	IA	IA	IA	IA	IA	IA	PS	0	0	16
Gentry, Tanner	-	-	-	-	-	-	-	-	-	-	-	-	-	-	-	-	PS	PS	PS	0	0	0
Gilliam, Reggie	P	P	P	P	P	P	P	P	P	P	P	P	P	P	IA	IA	P	P	P	14	0	2
Gooden, Ahmad	-	-	-	-	-	-	PS	PS	-	-	-	-	-	-	-	-	-	-	-	0	0	0
Harrrel, Marquel	-	-	-	-	-	-	-	-	-	-	-	PS	PS	PS	PS	-	-	-	-	0	0	0
Harrison, Jonathan	-	PS	PS	PS	PS	PS	PS	PS	PS	PS	PS	PS	PS	PS	PS	PS	PS	PS	PS	0	0	1
Hodgins, Isaiah	IR	IR	IR	IR	IR	IR	IR	IR	IR	IR	IR	IR	IR	IR	IR	IR	IR	IR	IR	0	0	0
Hughes, Jerry	RDE	RDE	RDE	RDE	RDE	LDE	LDE	LDE	RDE	RDE	LDE	LDE	LDE	LDE	LDE	IA	LDE	LDE	LDE	15	15	1
Hyde, Micah	DB	FS	FS	FS	SS	SS	SS	IA	FS	FS	FS	FS	FS	FS	FS	FS	FS	FS	S	15	15	1
Jackson, Dane	PS	PS	PS	PS	DNP	PS	RCB	P	CB	PS	PS	PS	PS	PS	PS	P	PS	IA	IA	5	2	0
Jefferson, Quinton	DT	DT	DT	P	P	LDT	P	P	P	P	P	P	P	P	P	P	P	P	P	16	4	0
Jennings, Gary	-	-	-	-	-	-	-	-	-	-	-	-	-	-	-	PS	-	-	-	0	0	0
Johnson, Darryl	P	P	IA	P	P	P	P	P	P	P	P	P	P	P	P	P	P	IA	P	15	0	1
Johnson, Jaquan	P	P	P	P	P	P	P	P	P	P	P	P	IA	IA	P	P	P	P	P	14	0	2
Johnson, Taron	DB	CB	DB	P	P	P	NCB	NCB	P	CB	NCB	NCB	RCB	RCB	P	CB	NCB	P	NB	16	11	0
Jones, Taiwan	P	P	P	P	P	P	P	P	IA	IA	P	P	P	P	P	IA	RB	P	P	13	0	3
Klein, A.J.	P	SLB	P	P	P	RLB	WLB	WLB	MLB	MLB	WLB	WLB	WLB	WLB	WLB	P	P	SLB	P	16	11	0
Knox, Dawson	P	TE	IA	TE	TE	IA	C-19	C-19	P	TE	TE	TE	P	TE	P	P	TE	P	TE	12	7	2
Kroft, Tyler	P	P	TE	P	P	WR	TE	TE	P	C-19	IA	IA	IA	IA	P	C-19	IA	IA	IA	10	4	4
Kumerow, Jake	PS	PS	PS	PS	PS	PS	PS	PS	P	P	P	P	P	P	-	-	-	-	-	6	0	0
Lacey, Deon	-	P	P	PS	P	P	P	PS	PS	PS	PS	PS	PS	PS	PS	-	-	-	-	5	0	0
Lee, Darron	-	-	-	-	-	-	-	-	PS	P	P	PS	PS	PS	PS	PS	PS	PS	PS	2	0	0
Lewis, Cam	P	P	P	PS	NCB	DB	DNP	IR	IR	IR	IR	IR	IR	IR	IR	IR	IR	IR	IR	5	2	0
Love, Mike	PS	PS	PS	PS	PS	PS	PS	PS	PS	PS	PS	PS	PS	PS	PS	P	PS	PS	PS	1	0	0
Marlowe, Dean	P	P	P	S	FS	P	P	SS	DB	C-19	P	P	P	P	P	P	P	P	P	15	4	0
Matakevich, Tyler	P	P	P	P	P	P	P	P	P	P	P	P	P	P	P	P	P	P	P	16	0	0
McKenzie, Isaiah	P	P	WR	WR	WR	P	P	WR	P	P	P	P	WR	P	WR	WR	P	P	P	16	8	0
Milano, Matt	SLB	IA	WLB	WLB	IA	IA	P	P	IR	IR	IR	P	P	P	SLB	SLB	SLB	WLB	WLB	11	6	3
Morse, Mitch	C	C	C	C	C	C	C	C	IA	DNP	C	C	C	C	C	C	C	C	C	14	14	1
Moss, Zack	P	P	IA	IA	IA	P	P	P	P	P	P	P	P	P	P	P	RB	IR	IR	13	0	3
Murphy, Trent	LDE	LDE	LDE	LDE	LDE	IA	P	LDE	LDE	LDE	IA	IA	IA	IA	IA	LDE	IA	P	IA	10	9	6
Neal, Siran	P	P	P	P	P	P	P	P	P	P	P	P	P	P	P	P	P	P	P	16	0	0
Nelson, J.J.	-	-	-	-	-	-	-	-	-	-	-	-	-	-	-	PS	-	-	-	0	0	0



GAME	1	2	3	4	5	6	7	8	9	10	11	12	13	14	15	16	WC	DIV	CC			
OPPONENT	NYJ	MIA	LAR	LV	TEN	KC	NYJ	NE	SEA	AZ	LAC	SF	PIT	DEN	NE	MIA	IND	BAL	KC	GP	GS	IA
Norman, Josh	IR	IR	IR	P	RCB	LCB	IA	IA	IA	C-19	P	P	P	P	P	LCB	P	P	P	9	3	3
Nsekhe, Ty	P	P	P	P	P	P	P	P	P	P	P	P	P	P	P	IA	P	P	P	15	0	1
Oliver, Ed	DT	DT	DT	DT	DT	DT	RDT	RDT	RDT	RDT	RDT	RDT	RDT	RDT	RDT	RDT	LDT	RDT	RDT	16	16	0
Phillips, Del'Shawn	P	IA	IA	IA	IR	IR	IA	IR	P	IR	IR	IR	IR	IR	IR	IR	IR	IR	IR	2	0	3
Phillips, Harrison	P	P	P	DT	DT	IA	IA	RDT	IA	IA	P	P	P	P	P	P	P	P	P	12	3	4
Pitts, Lafayette	-	-	-	-	-	PS	PS	PS	-	-	-	-	-	-	PS	PS	-	-	-	0	0	0
Poyer, Jordan	DB	SS	SS	SS	S	FS	FS	FS	SS	SS	SS	SS	SS	SS	SS	SS	SS	SS	S	16	16	0
Roberts, Andre	P	P	P	P	P	P	P	P	P	P	P	P	P	P	P	DNP	P	P	P	15	0	0
Salako, Victor	PS	-	-	-	-	-	-	-	-	-	-	-	-	-	-	-	-	-	-	0	0	0
Singletary, Devin	RB	RB	RB	RB	RB	RB	RB	RB	WR	WR	RB	RB	WR	WR	RB	QB	P	RB	RB	16	16	0
Slayton, Chris	PS	-	-	-	-	-	-	-	-	-	-	-	-	-	-	-	-	-	-	0	0	0
Smith, Andre	PS	P	PS	PS	P	PS	P	P	P	P	P	P	P	P	P	P	P	P	P	12	0	0
Smith, Lee	IA	IA	P	IA	IA	P	C-19	P	IA	P	P	P	P	P	TE	TE	TE	P	P	10	2	5
Spain, Quinton	LG	LG	P	P	IA	IA	-	-	-	-	-	-	-	-	-	-	-	-	-	4	2	2
Thomas, Duke	-	-	-	-	-	-	-	-	-	-	-	-	-	-	-	-	PS	PS	IA	0	0	0
Sweeney, Tommy	PUP	PUP	PUP	PUP	PUP	PUP	C-19	C-19	C-19	PUP	C-19	C-19	C-19	C-19	C-19	C-19	C-19	C-19	C-19	0	0	0
Thomas, Duke	-	-	-	-	-	-	-	-	-	-	-	-	-	-	-	PS	PS	PS	-	0	0	0
Thomas, Josh	PS	PS	PS	PS	PS	PS	PS	P	PS	P	PS	PS	PS	PS	C-19	PS	PS	PS	PS	2	0	0
Vizcaino, Tristan	-	-	-	-	-	-	-	-	-	-	-	-	-	-	-	-	-	-	PS	0	0	0
Wade, Christian	PS	PS	PS	PS	PS	PS	PS	PS	PS	PS	PS	PS	PS	PS	C-19	PS	PS	PS	PS	0	0	0
Wallace, Levi	DB	CB	RCB	RCB	IR	IR	IR	LCB	LCB	C-19	DB	DB	RCB	RCB	RCB	RCB	RCB	RCB	CB	12	12	0
Webb, Davis	PS	PS	PS	PS	PS	PS	PS	PS	PS	PS	PS	PS	PS	PS	PS	IA	PS	PS	PS	0	0	1
White, Tre'Davious	DB	CB	LCB	LCB	IA	RCB	LCB	RCB	RCB	RCB	RCB	RCB	LCB	LCB	LCB	IA	LCB	LCB	CB	14	14	2
Williams, Antonio	-	-	PS	-	PS	PS	PS	PS	PS	PS	PS	PS	PS	PS	PS	P	PS	IA	PS	1	0	0
Williams, Daryl	RT	RT	RT	RT	RT	RT	RT	RT	RT	RT	RT	RT	RT	RT	RT	RT	RT	RT	RT	16	16	0
Williams, Duke	PS	PS	PS	PS	PS	PS	P	PS	PS	PS	PS	PS	PS	PS	PS	PS	IA	PS	PS	1	0	0
Winters, Brian	P	P	RG	RG	RG	RG	RG	RG	RG	RG	RG	P	P	P	P	P	P	P	P	16	9	0
Worley, Daryl	-	-	-	-	-	-	-	-	PS	P	PS	PS	PS	PS	-	-	-	-	-	1	0	0
Yeldon, T.J.	IA	IA	P	P	P	IA	IA	IA	IA	IA	IA	IA	IA	IA	C-19	C-19	IA	P	P	3	0	11
Zimmer, Justin	P	PS	PS	PS	PS	P	P	P	P	P	P	P	P	P	P	P	P	P	P	12	0	0



# 2020 GAME BY GAME STARTERS

## OFFENSE

OPP	LT	LG	C	RG	RT	QB	WR	WR/TE	WR/TE	WR	RB
NYJ	Dawkins	Spain	Morse	Ford	Williams	Allen	Diggs	Davis	Beasley	Brown	Singletary
@ MIA	Dawkins	Spain	Morse	Ford	Williams	Allen	Diggs	Knox	Beasley	Brown	Singletary
LAR	Dawkins	Ford	Morse	Winters	Williams	Allen	Diggs	Kroft	McKenzie	Brown	Singletary
@ LV	Dawkins	Ford	Morse	Winters	Williams	Allen	Diggs	Knox	McKenzie	Brown	Singletary
@ TEN	Dawkins	Ford	Morse	Winters	Williams	Allen	Diggs	Knox	McKenzie	Davis	Singletary
KC	Dawkins	Ford	Morse	Winters	Williams	Allen	Diggs	Kroft	Beasley	Brown	Singletary
@ NYJ	Dawkins	Boettger	Morse	Winters	Williams	Allen	Diggs	Kroft	Beasley	Davis	Singletary
NE	Dawkins	Feliciano	Morse	Winters	Williams	Allen	Diggs	Kroft	McKenzie	Davis	Singletary
SEA	Dawkins	Ford	Feliciano	Winters	Williams	Allen	Diggs	McKenzie	Beasley	Davis	Singletary
@ AZ	Dawkins	Boettger	Feliciano	Winters	Williams	Allen	Diggs	Knox	Beasley	Brown	Singletary
LAC	Dawkins	Feliciano	Morse	Winters	Williams	Allen	Diggs	Knox	Beasley	Davis	Singletary
@ SF	Dawkins	Boettger	Morse	Feliciano	Williams	Allen	Diggs	Knox	Beasley	Davis	Singletary
PIT	Dawkins	Boettger	Morse	Feliciano	Williams	Allen	Diggs	McKenzie	Beasley	Davis	Singletary
@ DEN	Dawkins	Boettger	Morse	Feliciano	Williams	Allen	Diggs	Knox	Beasley	Davis	Singletary
@ NE	Dawkins	Boettger	Morse	Feliciano	Williams	Allen	Diggs	Smith	McKenzie	Davis	Singletary
MIA	Dawkins	Boettger	Morse	Feliciano	Williams	Allen	Brown	Smith	McKenzie	Davis	Singletary
<b>PLAYOFFS</b>											
IND	Dawkins	Boettger	Morse	Feliciano	Williams	Allen	Brown	Smith	Knox	Davis	Moss
BAL	Dawkins	Boettger	Morse	Feliciano	Williams	Allen	Diggs	Brown	Beasley	Davis	Singletary
KC	Dawkins	Boettger	Morse	Feliciano	Williams	Allen	Diggs	Knox	Beasley	Brown	Singletary

## DEFENSE

OPP	LDE	DT	DT	RDE	WLB	MLB	CB	CB	NCB/LB	S	S
NYJ	Murphy	Jefferson	Oliver	Hughes	Milano	Edmunds	White	Wallace	Johnson	Poyer	Hyde
@ MIA	Murphy	Jefferson	Oliver	Hughes	Klein	Dodson	White	Wallace	Johnson	Poyer	Hyde
LAR	Murphy	Jefferson	Oliver	Hughes	Milano	Edmunds	White	Wallace	Johnson	Poyer	Hyde
@ LV	Murphy	Phillips	Oliver	Hughes	Milano	Edmunds	White	Wallace	Marlowe	Poyer	Hyde
@ TEN	Murphy	Phillips	Oliver	Hughes	Dodson	Edmunds	Lewis	Norman	Marlowe	Poyer	Hyde
KC	Hughes	Jefferson	Oliver	Addison	Klein	Edmunds	White	Norman	Lewis	Poyer	Hyde
@ NYJ	Hughes	Butler	Oliver	Addison	Klein	Edmunds	White	Jackson	Johnson	Poyer	Hyde
NE	Hughes	Phillips	Oliver	Murphy	Klein	Edmunds	White	Wallace	Johnson	Poyer	Marlowe
SEA	Hughes	Butler	Oliver	Murphy	Klein	Edmunds	White	Wallace	Marlowe	Poyer	Hyde
@ AZ	Hughes	Butler	Oliver	Murphy	Klein	Edmunds	White	Jackson	Johnson	Poyer	Hyde
LAC	Hughes	Butler	Oliver	Addison	Klein	Edmunds	White	Wallace	Johnson	Poyer	Hyde
@ SF	Hughes	Butler	Oliver	Addison	Klein	Edmunds	White	Wallace	Johnson	Poyer	Hyde
PIT	Hughes	Butler	Oliver	Addison	Klein	Edmunds	White	Wallace	Johnson	Poyer	Hyde
@ DEN	Hughes	Butler	Oliver	Addison	Klein	Edmunds	White	Wallace	Johnson	Poyer	Hyde
@ NE	Hughes	Butler	Oliver	Addison	Klein	Edmunds	White	Wallace	Milano	Poyer	Hyde
MIA	Murphy	Butler	Oliver	Epenesa	Milano	Edmunds	Norman	Wallace	Johnson	Poyer	Hyde
<b>PLAYOFFS</b>											
IND	Hughes	Butler	Oliver	Addison	Milano	Edmunds	White	Wallace	Johnson	Poyer	Hyde
BAL	Hughes	Butler	Oliver	Addison	Milano	Edmunds	White	Wallace	Klein	Poyer	Hyde
KC	Hughes	Butler	Oliver	Addison	Milano	Edmunds	White	Wallace	Johnson	Poyer	Hyde



# TYRELL ADAMS

## LINEBACKER

# 48

6-1

228

5<sup>TH</sup> YEAR



APRIL 11, 1992 (AGE 29)



ATLANTA, GA



BENJAMIN E MAYS HS



WEST GEORGIA



FREE AGENT: 2021

### SHOUTOUTS

- Has played in 37 career games with 14 starts and has totaled 150 tackles, two sacks, three forced fumbles and four passes defended.
- In 2020, he played in all 16 games with 12 starts and registered a career-high 122 tackles, two sacks, two forced fumbles and four passes defended.
- In 2019, played in five games and tallied 13 tackles.
- In 2018, played in four games and tallied three tackles.
- Played in six games in each of his first two NFL seasons in 2016 and 2017.
- Recorded the best game of his career when he totaled a career-high 17 tackles, one pass defended and two forced fumbles at Det. (11/26/20).
- Totaled eight tackles, one sack and two passes defended at Ten. (10/18/20).
- Tallied 12 tackles in a 30-14 victory vs. Jax. (10/11/20).
- Was selected to West Georgia's All-Decade team (2010-20) after totaling 217 tackles and four interceptions in his four-year collegiate career.



### FIRST-AND-10

**TYRELL ADAMS** joins the Bills after spending the 2019-2020 seasons with the Houston Texans. Prior to the Texans, Adams played for the Oakland Raiders during the 2016-17 seasons. He entered the NFL as an undrafted free agent with the Seahawks in 2015 following a try-out with the team.

### IF YOU HAVEN'T 'HERD'

#### PLAN A & PLAN B

Coming out of West Georgia Adams had NFL aspirations, but made sure he was prepared to start a career if football didn't work out. That path led him to interview for a job with Northwestern Mutual, where he could utilize his accounting and finance degree.

"As I'm walking out of interview, I get a call from random number," Adams told the Texans team website in 2020. "He's like, I want you to come perform for these couple teams. I'm literally like, 'Oh my God, I got a chance.' So kind of just rolled from there."

Northwestern Mutual offered Adams a job and wanted him to start right away, but he opted to see how things would play out with the NFL before hanging up the cleats. "I told them I'd keep in contact with them," Adams said. "I never got back to them."

Adams took advantage of his shot in the NFL, translating a try-out with the Seahawks into a contract and becoming just the fourth player from West Georgia to make it to the NFL.

### PERSONAL

Has a daughter named Kree and a son named Kade. His foundation (The Tyrell Adams Foundation) strives to mentor and foster hopefulness for the inner city youth. Was named to West Georgia's 2020 Hall of Fame Class.



# TYRELL ADAMS

## LINEBACKER

# 48

### THE STAMPEDE

**ANOTHER SPORT HE'D WANT TO PLAY:**

Soccer like Ronaldo

**PREGAME RITUAL:**

Talk with his daughter

**FAVORITE FOOD:**

All food

**FAVORITE MUSICAL ARTIST:**

J. Cole

**FAVORITE ACTOR:**

Will Smith

**FAVORITE ICE CREAM:**

Birthday cake



**FAVORITE TV SHOWS:**

Spongebob & Ozark

**FAVORITE BASEBALL TEAM:**

Atlanta Braves

**SKILL HE WANTS TO LEARN:**

To speak Spanish

**UNIQUE TALENTS:**

Dancing, skateboarding and stand-up comedy

**DREAM VACATION SPOT:**

Brazil



### TYRELL ADAMS' NFL REGULAR SEASON DEFENSIVE STATISTICS

			TACKLES										INTERCEPTIONS					FUMBLES			ST				MISC	
DATE	TEAM	GP	GS	TK	S	A	TFL	YDS	SK	YDS	QBH	NO	YDS	LG	TD	PD	FF	FR	YDS	TK	S	A	FF	FR	S	A
2015	Chiefs	0	0	0	0	0	0	0	0.0	0.0	0	0	0	0	0	0	0	0	0	0	0	0	0	0	0	0
2015	Seahawks	0	0	0	0	0	0	0	0.0	0.0	0	0	0	0	0	0	0	0	0	0	0	0	0	0	0	0
2015	TOTAL	0	0	0	0	0	0	0	0.0	0.0	0	0	0	0	0	0	0	0	0	0	0	0	0	0	0	0
2016	Chiefs	0	0	0	0	0	0	0	0.0	0.0	0	0	0	0	0	0	0	0	0	0	0	0	0	0	0	0
2016	Raiders	6	0	0	0	0	0	0	0.0	0.0	0	0	0	0	0	0	0	0	0	0	0	0	0	0	0	0
2016	TOTAL	6	0	0	0	0	0	0	0.0	0.0	0	0	0	0	0	0	0	0	0	0	0	0	0	0	0	0
2017	Raiders	6	0	15	8	7	0	0	0.0	0.0	0	0	0	0	0	0	0	0	0	0	3	3	0	0	0	0
2017	Bills	0	0	0	0	0	0	0	0.0	0.0	0	0	0	0	0	0	0	0	0	0	0	0	0	0	0	0
2017	TOTAL	6	0	15	8	7	0	0	0.0	0.0	0	0	0	0	0	0	0	0	0	0	3	3	0	0	0	0
2018	Texans	4	0	0	0	0	0	0	0.0	0.0	0	0	0	0	0	0	0	0	0	0	3	1	2	0	0	0
2019	Texans	5	2	13	7	6	0	0	0.0	0.0	0	0	0	0	0	0	1	0	0	0	0	0	0	0	0	0
2020	Texans	16	12	122	75	47	5	22	2.0	15.0	3	0	0	0	0	4	2	1	0	3	1	2	0	0	0	0
TOTALS		37	14	150	90	60	5	22	2.0	15.0	3	0	0	0	0	4	3	1	0	9	5	4	0	0	0	0

### TYRELL ADAMS' NFL POSTSEASON DEFENSIVE STATISTICS

			TACKLES										INTERCEPTIONS					FUMBLES			ST				MISC	
DATE	TEAM	GP	GS	TK	S	A	TFL	YDS	SK	YDS	QBH	NO	YDS	LG	TD	PD	FF	FR	YDS	TK	S	A	FF	FR	S	A
2016	Raiders	1	0	0	0	0	0	0	0.0	0.0	0	0	0	0	0	0	0	0	0	0	0	0	0	0	0	0
2018	Texans	1	0	0	0	0	0	0	0.0	0.0	0	0	0	0	0	0	0	0	0	0	0	0	0	0	0	0
2019	Texans	2	0	0	0	0	0	0	0.0	0.0	0	0	0	0	0	0	0	0	0	0	0	0	0	0	0	0
TOTALS		4	0	0	0	0	0	0	0.0	0.0	0	0	0	0	0	0	0	0	0	0	0	0	0	0	0	0



# TYRELL ADAMS

## LINEBACKER

# 48

### SINGLE-GAME HIGHS: DEFENSIVE

**Total Tackles** 17 at Detroit Lions, Nov 26, 2020  
**Sacks** 1.0 at Chicago Bears, Dec 13, 2020  
**Passes Defensed** 2 at Tennessee Titans, Oct 18, 2020  
**Forced Fumbles** 2 at Detroit Lions, Nov 26, 2020

**Fumble Recoveries** 1 vs. Jacksonville Jaguars, Oct 11, 2020  
**Tackles For Loss** 1 at Indianapolis Colts, Dec 20, 2020  
**Special Teams Tackles** 2 vs. Buffalo Bills, Oct 14, 2018



# MARIO ADDISON

## DEFENSIVE END

# 97

**6-3** **260** **11<sup>TH</sup> YEAR**



**SEPTEMBER 6, 1987 (AGE 33)**



**TARRANT CITY, AL**



**TARRANT CITY HS**



**TROY**



**FREE AGENT: 2020**

## SHOUTOUTS

- Sacked Tyler Huntley in the 4th quarter of the Bills Divisional playoff game vs. Bal. (1/16/21).
- Led the Bills with 5 sacks in his first year in Buffalo in 2020.
- Posted a 4th quarter sack of Russell Wilson vs. Sea. (11/8/20).
- Sacked Sam Darnold in his Bills debut vs. NYJ (9/13/20).
- Ranks 4th on the Panthers all-time list with 55 sacks from 2012-19. Also forced 11 fumbles.
- Tied a career-high with three sacks of Kyler Murray at Arz. (9/22/19). Also dropped Ryan Fitzpatrick three times vs. TB (11/4/18).
- Posted a career-high 11 sacks in 2017.
- Recorded first career safety vs. SD (12/11/16), sacking QB Philip Rivers.
- His first career sack also came against Rivers at SD (12/16/12).
- Posted 6 sacks for the Panthers' 2015 squad that reached Super Bowl 50.
- Signed as an undrafted free agent by the Bears in 2011, played with Chicago (2011), Indianapolis (2011-12), and Washington (2012) before being signed off Washington's practice squad by Carolina on 12/4/12.



## FIRST-AND-10

**MARIO ADDISON** has led his team in sacks in each of the last five seasons, including his first year in Buffalo in 2020. He signed a three-year contract with the Bills on March 18, 2020, after spending the previous 8 seasons with Carolina.

## IF YOU HAVEN'T 'HERD'

### "THE CHIP IS G"

Addison's younger brother, Gjamal Rodriquez, occupies a large place in Mario's heart. "G" was shot and killed in Birmingham on October 27, 2019. Mario was flying home from a game in San Francisco when he heard the news. "It added more fuel to the fire," Addison said. "I'm playing for a higher cause. Now I'm playing with a chip on my shoulder, and the chip is 'G.'"

### AN UNDRAFTED EDGE

Addison went undrafted in 2011 and is in his 11th season. "Guys like me had to work from the bottom – and I do mean the bottom. There were times I'd wake up ... and think that football must not be for me, but I still had a passion and the fire in my heart to keep going."

### "LIVING PROOF"

In Birmingham, Addison annually delivers turkeys for Thanksgiving, holds a football camp for kids, holds an annual prom event and regularly hosts "man-to-man" talks in the Birmingham housing authority. "I'm living proof that anyone can make it. Everyone is not going pro, but I want to inspire the next group of doctors and lawyers. I'm about giving back and instilling that confidence in them."

## PERSONAL

Has two sons, Ryland and Karter. Is the son of Anionette Addison. Began playing football at age 5 as a RB and QB in the East Thomas Little League. Earned a degree in social sciences.



# MARIO ADDISON

## DEFENSIVE END

# 97

### IF YOU HAVEN'T 'HERD'



#### "I'M ALWAYS GRATEFUL TO JERRY"

Addison roomed with Bills teammate Jerry Hughes in 2011 and 2012 while playing for the Colts. "At the time I was there, I was looking for somewhere to stay, and Jerry offered his home to me," Addison said. "So I moved in with Jerry and I tried to pay rent. I tried to pay a bill or two, and he kept turning me down. That's why I'm always grateful to Jerry. He housed me. He took on a role as a vet when he was still in his second year. He took on leadership already. He took me under his wing. I'm very grateful for that. We always stayed in contact with each other."



#### NEXT-LEVEL NASCAR COLLECTION

Addison became a fan of NASCAR as a teenager and has attended several races. He met two of his favorite drivers, Tony Stewart and Kevin Harvick, in recent years and proudly displays their autographed fire suits in his home. "I'm a big NASCAR fan," said Addison. "I have been to races in Charlotte and Talladega. I'm big on cars, anyways. Especially old school cars. My favorite car is the Monte Carlo SS. In fact, I have a replica of Tony Stewart's Home Depot Car. It's white with the orange interior."

### THE STAMPEDE

#### FAVORITE MOVIE:

Dark Knight (big fan of the Joker)

#### FIRST JOB:

A cook at Sonic

#### FAVORITE ATHLETES

#### GROWING UP:

Barry Bonds and Bo Jackson

#### SOMETHING YOU COLLECT:

Game jerseys of many other NFL players

#### FAVORITE ICE CREAM

#### FLAVOR:

Butter pecan

#### SKILL YOU'D LIKE TO HAVE:

Become a real car mechanic

#### NUMBER ONE ITEM ON YOUR BUCKET LIST:

Go to Tokyo



### BUFFALO TRACKS

#### MOST SACKS IN NFL SINCE 2015

1.	Aaron Donald	76.5
2.	Chandler Jones	73.5
3.	Khalil Mack	66.5
4.	Cameron Jordan	65.5
5.	Ryan Kerrigan	57.5
6.	Von Miller	57.0
7.	Danielle Hunter	54.5
8.	Carlos Dunlap	52.0
9.	Everson Griffen	51.0
10.	<b>Mario Addison</b>	<b>50.0</b>
11.	T.J. Watt	49.5
12.	Justin Houston	49.0
12.	Frank Clark	49.0



# MARIO ADDISON DEFENSIVE END

# 97

## MARIO ADDISON'S NFL REGULAR SEASON DEFENSIVE STATISTICS

				TACKLES								INTERCEPTIONS					FUMBLES			ST				MISC		
DATE	TEAM	GP	GS	TK	S	A	TFL	YDS	SK	YDS	QBH	NO	YDS	LG	TD	PD	FF	FR	YDS	TK	S	A	FF	FR	S	A
2011	Bears	4	0	0	0	0	0	0	0.0	0.0	0	0	0	0	0	0	0	0	0	0	0	0	0	0	0	0
2011	Colts	3	0	5	1	4	0	0	0.0	0.0	0	0	0	0	0	0	0	0	0	0	0	0	0	0	0	0
2011	TOTAL	7	0	5	1	4	0	0	0.0	0.0	0	0	0	0	0	0	0	0	0	0	0	0	0	0	0	0
2012	Colts	3	0	0	0	0	0	0	0.0	0.0	0	0	0	0	0	0	0	0	0	2	2	0	0	0	0	0
2012	Washington	6	0	0	0	0	0	0	0.0	0.0	0	0	0	0	0	0	0	0	0	3	1	2	0	0	0	0
2012	Panthers	4	1	4	4	0	0	0	1.0	5.0	1	0	0	0	0	0	1	0	0	1	1	0	0	0	0	0
2012	TOTAL	13	1	4	4	0	0	0	1.0	5.0	1	0	0	0	0	0	1	0	0	6	4	2	0	0	0	0
2013	Panthers	16	2	13	7	6	1	12	2.5	20.5	9	0	0	0	0	0	1	1	0	8	6	2	0	0	0	0
2014	Panthers	16	0	22	9	13	5	41	6.5	59.5	14	0	0	0	0	0	1	2	0	1	1	0	0	0	0	0
2015	Panthers	14	0	19	11	8	5	27	6.0	35.0	17	0	0	0	0	0	0	0	0	4	4	0	0	0	0	0
2016	Panthers	14	1	26	22	4	11	55	9.5	49.5	15	0	0	0	0	1	2	1	0	1	0	1	0	0	0	0
2017	Panthers	16	16	44	27	17	10	60	11.0	70.5	15	0	0	0	0	1	2	0	0	0	0	0	0	0	0	0
2018	Panthers	16	16	35	20	15	11	63	9.0	54.0	12	0	0	0	0	0	2	0	0	0	0	0	0	0	0	0
2019	Panthers	15	15	34	20	14	6	34	9.5	53.5	14	0	0	0	0	0	2	0	0	0	0	0	0	0	0	0
2020	Bills	15	7	30	21	9	7	24	5.0	24.0	8	0	0	0	0	4	0	0	0	0	0	0	0	0	0	0
TOTALS		142	58	232	142	90	56	316	60.0	371.5	105	0	0	0	0	6	11	4	0	20	15	5	0	0	0	0

## MARIO ADDISON'S NFL POSTSEASON DEFENSIVE STATISTICS

				TACKLES								INTERCEPTIONS					FUMBLES			ST					MISC	
DATE	TEAM	GP	GS	TK	S	A	TFL	YDS	SK	YDS	QBH	NO	YDS	LG	TD	PD	FF	FR	YDS	TK	S	A	FF	FR	S	A
2013	Panthers	1	0	1	0	1	0	0	0.0	0.0	0	0	0	0	0	0	0	0	0	0	0	0	0	0	0	0
2014	Panthers	2	0	3	1	2	1	8	1.0	8.0	1	0	0	0	0	0	0	0	0	0	0	0	0	0	0	0
2015	Panthers	3	0	1	0	1	0	0	0.0	0.0	2	0	0	0	0	0	0	0	0	1	1	0	0	0	0	0
2017	Panthers	1	1	0	0	0	0	0	0.0	0.0	0	0	0	0	0	0	0	0	0	0	0	0	0	0	0	0
2020	Bills	3	3	10	7	3	3	6	1.0	8.0	1	0	0	0	0	0	1	0	0	0	0	0	0	0	0	0
TOTALS		10	4	15	8	7	4	14	2.0	16.0	4	0	0	0	0	0	1	0	0	1	1	0	0	0	0	0

## SINGLE-GAME HIGHS: DEFENSIVE

**Total Tackles** 7 vs. Washington, Dec 01, 2019  
**Sacks** 3.0 at Arizona Cardinals, Sep 22, 2019  
**Passes Defensed** 2 vs. Los Angeles Rams, Sep 27, 2020  
**Forced Fumbles** 1 vs. Atlanta Falcons, Nov 17, 2019

**Fumble Recoveries** 1 vs. New Orleans Saints, Nov 17, 2016  
**Tackles For Loss** 3 at Arizona Cardinals, Sep 22, 2019  
**Safeties** 1 vs. San Diego Chargers, Dec 11, 2016  
**Special Teams Tackles** 2 at New York Giants, Dec 20, 2015



# JOSH ALLEN QUARTERBACK

# 17

**6-5** **237** **4<sup>TH</sup> YEAR**

**MAY 21, 1996 (AGE 25)**



**FIREBAUGH, CA**



**FIREBAUGH HS**



**WYOMING**



**DRAFT: 2018 (1<sup>ST</sup> ROUND)**

## SHOUTOUTS

- Named a second-team All Pro and a Pro Bowler in 2020.
- In 2020, set Bills single season franchise records for passing touchdowns (37), completions (396), 300 yard games (8), passer rating (107.2), completion percentage (69.2), passing yards (4,544) and total touchdowns (46).
- Is the only player in NFL history with 4,000+ passing yards, 30+ passing TDs and 8+ rushing TDs in a season.
- Became the first player in NFL history to tally two games in one season with 400+ passing yards, 3+ passing touchdowns, 0 INTs & a 130+ passer rating.
- Named AFC Offensive Player of the Month in September and December during the 2020 season.
- Has 25 career rushing TDs. Is the only QB in NFL history to tally three straight seasons with 7+ rushing touchdowns.
- Has been named AFC Offensive Player of the Week six times in his career (four times in 2020 and once in 2018/2019).
- In his second career playoff game (vs. Ind. 1/9/21) became the first player in NFL history to tally 300+ passing yards, a 70+ completion percentage and rush for 50+ yards in a playoff game.



## FIRST-AND-10

**JOSH ALLEN** is entering his fourth season in Buffalo after spending three seasons at Wyoming (2015-17) and one year at Reedley College (2014). Allen was the seventh selection of the first round by the Bills in 2018.

## IF YOU HAVEN'T 'HERD'

### A NO STAR RECRUIT

Despite racking up 5,269 yards and 59 touchdowns in his final two high school seasons at Firebaugh High School, Allen didn't receive a single offer from a Division I program due to only being 6-2 and 180 pounds at the time. "I didn't have any stars. I was a no star, no offer guy out of high school. I sent emails every day to almost every coach in the nation. 'Please, please just offer me.' All I was asking for was an opportunity," said Allen in a 2017 ESPN College Gameday feature.

Allen eventually opted to attend Reedley College, where he threw for 2,055 yards and 26 touchdowns while simultaneously hitting a growth spurt that boosted his height to 6-5 and weight to 215 pounds. Allen finally got his opportunity after his time in junior college, accepting Wyoming's scholarship offer over an offer from Eastern Michigan.

### HR DERBY CHAMPION

Allen, who could topped out at 92-93 MPH pitching in high school, showed he can hit a baseball too. Allen won Micah Hyde's charity softball game HR derby, defeating Jordan Poyer in the final round.

## PERSONAL

The son of Joel and LaVonne Allen, Josh is the second of four children (two sisters and one brother). He earned his degree from Wyoming with a major in communications. Lives in Orchard Park with his girlfriend, Brittany, and has a silver lab named Sky.



# JOSH ALLEN QUARTERBACK

# 17

## BUFFALO TRACKS

### BILLS SINGLE PASSING LEADERS

Player	Season	Passing Yards
1. Josh Allen	2020	4,544
2. Drew Bledsoe	2002	4,359
3. Jim Kelly	1991	3,844
4. Ryan Fitzpatrick	2011	3,832
5. Joe Ferguson	1981	3,652

### 2020 NFL TOTAL TOUCHDOWN LEADERS

Player	Total TDs
1. Aaron Rodgers, GB	51
2. Josh Allen, BUF	46
3. Tom Brady, TB	43
4. Russell Wilson, SEA	42
T5. Ryan Tannehill, TEN	40
T5. Patrick Mahomes, KC	40

### 2018 NFL DRAFT - RUSHING TD LEADERS

Player	Rushing TDs
1. Nick Chubb, CLE	28
2. Josh Allen, BUF	25
3. Lamar Jackson, BAL	19
4. Saquon Barkley, NYG	17
5. R. Jones, TB / S. Michel, NE	14

### 2020 NFL PASSING YARDS LEADERS


Player	Rushing TDs
1. Deshaun Watson, HOU	4,823
2. Patrick Mahomes, KC	4,740
3. Tom Brady, TB	4,633
4. Matt Ryan, ATL	4,581
5. Josh Allen, BUF	4,544

## IF YOU HAVEN'T 'HERD'



### SUPERCADDE'S WEEKEND IN BUFFALO

For the Bills-Jets matchup in Week 14 of 2018, Allen flew in a very special guest named Cade Spinello. At the age of five, Cade suffered a massive stroke during surgery for a brain tumor. The stroke left Cade partially paralyzed and blind. Showing an unbelievable ability to persevere through that fight, Cade earned the nickname SuperCade and now teaches others to Never Ever Give Up. Allen met Cade leading up to the 2018 NFL Draft and ever since has worn a wristband reminding himself of his inspirational buddy Cade.



### AN EMOTIONAL WIN

Josh Allen led the Bills to a 44-34 win over the Seattle Seahawks in Week 9. The performance became even more meaningful after the game when Bills HC Sean McDermott told the media that Josh's grandmother, Patricia Allen, had passed away the day prior. In a post-game video released by the team, Allen emotionally tells his teammates "I love you guys. There's no place I'd rather be." Upon learning of the heartache Allen played through, Bills fans began making donations to Oishei Children's Hospital in \$17 increments. Donations exploded over the week, eventually surpassing a million dollars.



# JOSH ALLEN QUARTERBACK

# 17

## IF YOU HAVEN'T 'HERD'



### PLAYING FOR THOSE WHO CAN'T

Allen played his high school ball at Firebaugh HS, a place where his family had deep ties. Allen's grandfather, Buzz Allen, donated the land the school was built upon. Shortly after Buzz's passing during Josh's senior year, Firebaugh HS was set to square off with rival high school Dos Palos. Until that game, Firebaugh had never beaten Dos Palos. Josh led the Eagles to a W on his grandfather's birthday and post-game Josh called it a tribute to his late grandfather. In 2019, Firebaugh High School announced it would retire Allen's #15.

### HUMBLE BEGINNINGS

Allen's journey to Buffalo has been no short trek. Born and raised in Firebaugh, California, Allen grew up in a farming town with a population of around 8,000 people. Allen understands the impact his career can have on others. "I hope that they can look at my story and find a source of inspiration and just know that it is possible. And there's nobody in this world that can tell you not to do something if you have the desire to work for it." Allen hasn't forgotten his roots and recently invested in a pistachio tree back home with his dad.

## THE STAMPEDE

### FAVORITE ATHLETE:

Tiger Woods

### FAVORITE WINGS:

Bar Bill Tavern

### PREGAME RITUAL:

Listen to Elvis

### HIDDEN TALENT:


Can juggle

### DREAM SPORTING EVENT TO ATTEND:

A Sabres Stanley Cup game

### FAVORITE HOBBY:

Golf



### FAVORITE WING SPOT:

Bar Bill

### FAVORITE MOVIE:

Anything Will Ferrell

### PET PEEVE:

The sound of a vacuum

### PRIZED POSSESSION:


His 2018 NFL Draft cap

### FAVORITE BOOK:

The Mamba Mentality

### LITTLE KNOWN FACT:

Participated in gymnastics as a kid





# JOSH ALLEN QUARTERBACK

# 17

## JOSH ALLEN'S NFL REGULAR SEASON PASSING STATISTICS

DATE	TEAM	GP	GS	ATT.	CMP.	PCT.	YDS	AVG.	TD	INT.	LG	SK	LST	RATE
2018	Bills	12	11	320	169	52.8	2,074	6.5	10	12	75†	28	213	67.9
2019	Bills	16	16	461	271	58.8	3,089	6.7	20	9	53†	38	237	85.3
2020	Bills	16	16	572	396	69.2	4,544	7.9	37	10	55	26	159	107.2
TOTALS		44	43	1,353	836	61.8	9,707	7.2	67	31	75T	92	609	90.4

## JOSH ALLEN'S NFL POSTSEASON PASSING STATISTICS

DATE	TEAM	GP	GS	ATT.	CMP.	PCT.	YDS	AVG.	TD	INT.	LG	SK	LST	RATE
2019	Bills	1	1	46	24	52.2	264	5.7	0	0	38	3	27	69.5
	Bills	3	3	120	77	64.2	817	6.8	5	1	37	8	94	94.3
TOTALS		4	4	166	101	60.8	1,081	6.5	5	1	38	11	121	87.4

## JOSH ALLEN'S NFL REGULAR SEASON RUSHING STATISTICS

DATE	TEAM	NO.	YDS.	AVG.	LG	TD
2018	Bills	89	631	7.1	45	8
2019	Bills	109	510	4.7	36	9
2020	Bills	102	421	4.1	24†	8
TOTALS		300	1,562	5.2	45	25

## JOSH ALLEN'S NFL POSTSEASON RUSHING STATISTICS

DATE	TEAM	NO.	YDS.	AVG.	LG	TD
2019	Bills	9	92	10.2	42	0
2020	Bills	25	145	5.8	18	1
TOTALS		34	237	7.0	42	1

## SINGLE-GAME HIGHS: QUARTERBACK

**Pass Attempts** 49 at Arizona Cardinals, Nov 15, 2020  
**Pass Completions** 33 vs. New York Jets, Sep 13, 2020  
**Yards Passing** 415 vs. Seattle Seahawks, Nov 08, 2020  
**TD Passes** 4 at New England Patriots, Dec 28, 2020  
**Long Passes** 75† vs. Jacksonville Jaguars, Nov 25, 2018  
**Completion Percentage** 81.6 vs. Seattle Seahawks, Nov 08, 2020

**Passer Rating** 146.7 at Miami Dolphins, Sep 20, 2020  
**Rush Attempts** 14 vs. New York Jets, Sep 13, 2020  
**Rushing Yards** 135 at Miami Dolphins, Dec 02, 2018  
**Longest Runs** 45 vs. Jacksonville Jaguars, Nov 25, 2018  
**Rushing TDs** 2 at Denver Broncos, Dec 19, 2020



# JOSH ALLEN QUARTERBACK

# 17

## 2020 GAME-BY-GAME REGULAR-SEASON STATISTICS (BILLS)

DATE	OPPONENT	P/S	PASSING											RUSHING					SCORE
			ATT	CMP	YDS	PCT	Y/A	Y/C	TD	INT	LG	SK/YD	RATE	ATT	YDS	LG	TD	W/L	
09/13	Jets	S	46	33	312	71.7	6.8	9.5	2	0	29	3/6	104.6	14	57	16	1	W	27-17
09/20	at Dolphins	S	35	24	415	68.6	11.9	17.3	4	0	47	1/4	146.7	4	19	16	0	W	31-28
09/27	Rams	S	33	24	311	72.7	9.4	13.0	4	1	39	4/37	128.9	4	8	6	1	W	35-32
10/04	at Raiders	S	34	24	288	70.6	8.5	12.0	2	0	49	1/14	115.8	3	-1	11	1	W	30-23
10/13	at Titans	S	41	26	263	63.4	6.4	10.1	2	2	22	1/10	77.6	4	18	7	0	L	16-42
10/19	Chiefs	S	27	14	122	51.9	4.5	8.7	2	1	22	0/0	73.4	8	42	13	0	L	17-26
10/25	at Jets	S	43	30	307	69.8	7.1	10.2	0	0	38	2/11	90.0	11	61	17	0	W	18-10
11/01	Patriots	S	18	11	154	61.1	8.6	14.0	0	1	41	1/5	65.5	10	23	19	1	W	24-21
11/08	Seahawks	S	38	31	415	81.6	10.9	13.4	3	0	39	7/29	138.5	7	14	7	1	W	44-34
11/15	at Cardinals	S	49	32	284	65.3	5.8	8.9	2	2	31	0/0	77.3	7	38	15	0	L	30-32
11/29	Chargers	S	24	18	157	75.0	6.5	8.7	1	1	44	2/10	88.4	9	32	11	1	W	27-17
12/07	at 49ers	S	40	32	375	80.0	9.4	11.7	4	0	35	1/7	139.1	6	11	6	0	W	34-24
12/13	Steelers	S	43	24	238	55.8	5.5	9.9	2	1	23	1/8	77.5	6	28	11	0	W	26-15
12/19	at Broncos	S	40	28	359	70.0	9.0	12.8	2	0	55	1/7	114.5	3	33	24	2	W	48-19
12/28	at Patriots	S	36	27	320	75.0	8.9	11.9	4	0	50	0/0	138.7	4	35	22	0	W	38-9
01/03	Dolphins	S	25	18	224	72.0	9.0	12.4	3	1	32	1/11	122.3	2	3	4	0	W	56-26
2020 TOTALS			16-16	572	396	4,544	69.2	7.9	11.5	37	10	55	26/159	107.2	102	421	24	13-3	

## 2019 GAME-BY-GAME REGULAR-SEASON STATISTICS (BILLS)

DATE	OPPONENT	P/S	PASSING											RUSHING					SCORE
			ATT	CMP	YDS	PCT	Y/A	Y/C	TD	INT	LG	SK/YD	RATE	ATT	YDS	LG	TD	W/L	
09/08	at Jets	S	37	24	254	64.9	6.9	10.6	1	2	38	1/12	71.2	10	38	8	1	W	17-16
09/15	at Giants	S	30	19	253	63.3	8.4	13.3	1	0	51	3/16	101.1	7	21	9	1	W	28-14
09/22	Bengals	S	36	23	243	63.9	6.8	10.6	1	1	49	1/2	81.1	9	46	11	0	W	21-17
09/29	Patriots	S	28	13	153	46.4	5.5	11.8	0	3	23	4/31	24.0	5	26	15	1	L	10-16
10/06	at Titans	S	32	23	219	71.9	6.8	9.5	2	1	46	4/15	98.3	10	27	6	0	W	14-7
10/20	Dolphins	S	26	16	202	61.5	7.8	12.6	2	0	27	2/14	111.4	4	32	15	0	W	31-21
10/27	Eagles	S	34	16	169	47.1	5.0	10.6	2	0	28	4/14	81.6	8	45	14	0	L	13-31
11/03	Washington	S	20	14	160	70.0	8.0	11.4	1	0	49	2/14	110.4	8	12	6	1	W	24-9
11/10	at Browns	S	41	22	266	53.7	6.5	12.1	0	0	26	1/6	73.8	6	28	12	2	L	16-19
11/17	at Dolphins	S	33	21	256	63.6	7.8	12.2	3	0	40	0/0	117.7	7	56	36	1	W	37-20
11/24	Broncos	S	25	15	185	60.0	7.4	12.3	2	1	34	1/5	92.9	9	56	18	0	W	20-3
11/28	at Cowboys	S	24	19	231	79.2	9.6	12.2	1	0	29	4/27	120.7	10	43	15	1	W	26-15
12/08	Ravens	S	39	17	146	43.6	3.7	8.6	1	0	37	6/41	62.6	2	9	7	0	L	17-24
12/15	at Steelers	S	25	13	139	52.0	5.6	10.7	1	1	40	1/8	65.2	7	28	12	1	W	17-10
12/21	at Patriots	S	26	13	208	50.0	8.0	16.0	2	0	53	4/32	102.7	7	43	16	0	L	17-24
12/29	Jets	S	5	3	5	60.0	1.0	1.7	0	0	5	0/0	64.6	0	0	0	0	L	6-13
2019 TOTALS			16-16	461	271	3,089	58.8	6.7	11.4	20	9	53	38/237	85.3	109	510	36	9	10-6



# JOSH ALLEN QUARTERBACK

# 17

## 2018 GAME-BY-GAME REGULAR-SEASON STATISTICS (BILLS)

			PASSING												RUSHING					
DATE	OPPONENT	P/S	ATT	CMP	YDS	PCT	Y/A	Y/C	TD	INT	LG	SK/YD	RATE	ATT	YDS	LG	TD	W/L	SCORE	
09/09	at Ravens	P	15	6	74	40.0	4.9	12.3	0	0	24	3/16	56.0	4	26	14	0	L	3-47	
09/16	Chargers	S	33	18	245	54.5	7.4	13.6	1	2	57	5/36	63.3	8	32	14	0	L	20-31	
09/23	at Vikings	S	22	15	196	68.2	8.9	13.1	1	0	55	3/32	111.2	10	39	10t	2	W	27-6	
09/30	at Packers	S	33	16	151	48.5	4.6	9.4	0	2	34	7/64	36.3	5	19	8	0	L	0-22	
10/07	Titans	S	19	10	82	52.6	4.3	8.2	0	1	13	1/3	42.0	4	19	14t	1	W	13-12	
10/14	at Texans	S	17	10	84	58.8	4.9	8.4	0	0	39	2/16	71.7	4	20	11	0	L	13-20	
10/21	at Colts		INACTIVE																L	5-37
10/29	Patriots		INACTIVE																L	6-25
11/04	Bears		INACTIVE																L	9-41
11/11	at Jets		INACTIVE																W	41-10
11/25	Jaguars	S	19	8	160	42.1	8.4	20.0	1	0	75t	0/0	89.8	13	99	45	1	W	24-21	
12/02	at Dolphins	S	33	18	231	54.5	7.0	12.8	2	2	38	2/14	71.7	9	135	28	0	L	17-21	
12/09	Jets	S	36	18	206	50.0	5.7	11.4	0	2	38	3/14	44.4	9	101	31	1	L	23-27	
12/16	Lions	S	26	13	204	50.0	7.8	15.7	1	0	42t	1/9	89.3	9	16	10	1	W	14-13	
12/23	at Patriots	S	41	20	217	48.8	5.3	10.9	1	2	31t	0/0	52.6	5	30	13	0	L	12-24	
12/30	Dolphins	S	26	17	224	65.4	8.6	13.2	3	1	46	1/9	114.9	9	95	35	2	W	42-17	
2018 TOTALS		12-11	320	169	2,074	52.8	6.5	12.3	10	12	75T	28/213	67.9	89	631	45	8	6-10		

## 2020 GAME-BY-GAME POSTSEASON STATISTICS (BILLS)

			PASSING											RUSHING						
DATE	OPPONENT	P/S	ATT	CMP	YDS	PCT	Y/A	Y/C	TD	INT	LG	SK/YD	RATE	ATT	YDS	LG	TD	W/L	SCORE	
01/09	Colts	S	35	26	324	74.3	9.3	12.5	2	0	37	2/23	121.6	11	54	16	1	W	27-24	
01/16	Ravens	S	37	23	206	62.2	5.6	9.0	1	0	21	2/18	86.1	7	3	6	0	W	17-3	
01/24	at Chiefs	S	48	28	287	58.3	6.0	10.3	2	1	34	4/53	80.8	7	88	18	0	L	24-38	
2020 TOTALS			3-3	120	77	817	64.2	6.8	10.6	5	1	37	8/94	94.3	25	145	18	1	2-1	

## 2019 GAME-BY-GAME POSTSEASON STATISTICS (BILLS)

			PASSING											RUSHING					
DATE	OPPONENT	P/S	ATT	CMP	YDS	PCT	Y/A	Y/C	TD	INT	LG	SK/YD	RATE	ATT	YDS	LG	TD	W/L	SCORE
01/04	at Texans	S	46	24	264	52.2	5.7	11.0	0	0	38	3/27	69.5	9	92	42	0	L	19-22+
2019 TOTALS		1-1	46	24	264	52.2	5.7	11.0	0	0	38	3/27	69.5	9	92	42	0	0-1	

+ = Overtime



# JACK ANDERSON

## GUARD

# 66

6-4

314

ROOKIE



OCTOBER 12, 1998 (AGE 22)



FRISCO, TX



FRISCO HS



TEXAS TECH



DRAFT: 2021 (7<sup>TH</sup> RD)

## SHOUTOUTS

- The fourth Red Raider drafted by the Bills in franchise history.
- Appeared in 38 career games at Texas Tech, serving as a key member on the Red Raiders offensive line.
- Started in every game he appeared in for the Red Raiders.
- Selected for the 2021 Senior Bowl.
- Played in and started in all 10 games during his redshirt junior year in 2020 and was named first team All-Big 12 for his play on the field. Also was named a captain by his teammates.
- Was an Academic All-Big 12 first team honoree for the second consecutive year.
- Played in and started in the first three games of his junior season in 2019 before an injury ended his season. Was a first team academic All-Big 12 selection.
- Started all 12 games at right guard and was named second team All-Big 12 by the coaches and the AP for his play as a sophomore in 2018.
- Started and played in all 13 games as a freshman in 2017 and was named a Freshman All-American by both ESPN and USA Today.



## FIRST-AND-10

**JACK ANDERSON** was drafted by the Bills in the seventh round (236<sup>th</sup> overall) of the 2021 draft. Prior to joining the Bills, he played at Texas Tech from 2017-20.

## IF YOU HAVEN'T 'HERD'

### BORN TO BE A RED RAIDER

Anderson was a big time recruit coming out of high school and he surprised some people when he decided to take his talents to Texas Tech. But to those who knew Jack, there was no other place he could go.

In a first person account written for the Texas Tech website, Anderson detailed how the 2008 Texas Tech victory over Texas brought to clarity what his dream in life would be.

"I jumped out of my seat when Graham Harrell found Michael Crabtree for the game-winning touchdown on the opposing sideline, causing mass hysteria not only in the Jones but also in my house," Anderson wrote. "Our family celebrated just like every other Red Raider fan out there. We may not have been able to rush the field, but we were just as excited. It's when I knew I wanted to be a Red Raider."

Couple that feeling with the fact that his dad, uncle and sister had all gone to Lubbock and earned degrees from Texas Tech, Anderson was determined to get there. With hard work and standout play on the field, he was able to accomplish his dream.

## PERSONAL

The son of Mark and Danielle Anderson. Has a sister named Braden. Graduated with a degree in Public Relations from Texas Tech.



# JACK ANDERSON

## GUARD

# 66

### THE STAMPEDE

**FAVORITE TV SHOW:**

Breaking Bad

**NICKNAMES:**

Big Jack

**TOP OF HIS BUCKET LIST:**

Travel to Fiji

**FAVORITE ICE CREAM:**


Vanilla

**FIRST JOB:**

Washed golf carts

**SKILL HE WANTS TO LEARN:**

Play the piano

**FAVORITE MOVIE:**

The Dark Knight

**FAVORITE FOOD:**

Sushi

**FAVORITE MUSICAL ARTIST:**

Drake

**FAVORITE ACTOR:**

Will Ferrell

**FAVORITE ATHLETE:**

Brian Urlacher

**UNIQUE TALENT:**

Elite at Call of Duty





# ELI ANKOU

## DEFENSIVE TACKLE

# 51

6-3

325

5<sup>TH</sup> YEAR



JUNE 8, 1994 (AGE 27)



BEAR, DE



RED LION CHRISTIAN ACADEMY



UCLA



FA: 2021

## SHOUTOUTS

- Over four season career, accumulated 31 tackles, 2 tackles for loss, 1.5 sacks and 3 QB hits.
- Played in 27 career games, while starting in 2 of those appearances.
- Had first career solo sack at the Titans (12/31/17).
- Recorded a career-high 4 tackles in the Jaguars win over the Steelers (10/8/17).
- Saw action in 7 games in 2020, logging 5 tackles and 1 QBH.
- Played in 9 games, while starting in 2 during the 2019 season.
- Logged 7 tackles for the Browns in 2019.
- Posted a career-high 15 tackles and 1.5 sacks for the Jaguars during the 2017 season.
- Earned his first career start while playing for the Browns in 2019 (vs. Mia. 11/24/19).
- Logged a career-high 14 yard tackle for loss in the Browns win over the Steelers (11/14/19).
- During his four-year career at UCLA, he posted 49 tackles, 8.0 tackles for loss, 1.5 sacks, 3 passes defended and 1 fumble recovery.



## FIRST-AND-10

**ELI ANKOU** is entering his first season with the Bills in 2021. He originally entered the NFL as an undrafted free agent out of UCLA to the Texans following the 2017 draft. He has spent time with the Texans, Jaguars, Browns, Colts, Cowboys and Falcons previously.

## IF YOU HAVEN'T 'HERD'

### DREAM CATCHER FOUNDATION

Eli Ankou and his fiancée, pro cyclist Shayna Powless, founded the Dream Catcher Foundation in 2019. The foundation's mission is to empower future generations of Native American women and children through love, respect, courage, honesty, wisdom, humility, and truth. They fight for missing, murdered and trafficked Native American women and children.

"When I was a kid, pro athletes were people I was looking up to," Ankou told the Ottawa Sun. "It's not just the title: professional athlete. Hopefully I'm able to reach kids. Even if it's one person, even if it's just one life I can change, that's plenty. I'd like to strive for more, but I'm completely happy if I can change one life because eventually that one life could change many more. The future looks bright for Canadians (in football), especially for the Ottawa kids. I'd love to think I'm an influence on them, that would be an absolute honour."

## PERSONAL

Prior to attending Red Lion Christian Academy in Delaware during his senior year of high school, he played for three seasons at St. Peter Catholic High School in Orleans, Ontario, where he is originally from. In his free time, he is an avid car enthusiast.



# ELI ANKOU DEFENSIVE TACKLE

# 51

## ELI ANKOU'S NFL REGULAR SEASON DEFENSIVE STATISTICS

				TACKLES								INTERCEPTIONS				FUMBLES				ST				MISC		
DATE	TEAM	GP	GS	TK	S	A	TFL	YDS	SK	YDS	QBH	NO	YDS	LG	TD	PD	FF	FR	YDS	TK	S	A	FF	FR	S	A
2017	Texans	1	0	0	0	0	0	0	0.0	0.0	0	0	0	0	0	0	0	0	0	0	0	0	0	0	0	0
2017	Jaguars	8	0	15	8	7	1	7	1.5	8.0	2	0	0	0	0	0	0	0	0	0	0	0	0	0	0	0
2017	TOTAL	9	0	15	8	7	1	7	1.5	8.0	2	0	0	0	0	0	0	0	0	0	0	0	0	0	0	0
2018	Jaguars	2	0	4	2	2	0	0	0.0	0.0	0	0	0	0	0	0	0	0	0	0	0	0	0	0	0	0
2019	Jaguars	0	0	0	0	0	0	0	0.0	0.0	0	0	0	0	0	0	0	0	0	0	0	0	0	0	0	0
2019	Browns	9	2	7	5	2	1	14	0.0	0.0	0	0	0	0	0	0	0	0	0	0	0	0	0	0	0	0
2019	TOTAL	9	2	7	5	2	1	14	0.0	0.0	0	0	0	0	0	0	0	0	0	0	0	0	0	0	0	0
2020	Colts	0	0	0	0	0	0	0	0.0	0.0	0	0	0	0	0	0	0	0	0	0	0	0	0	0	0	0
2020	Texans	0	0	0	0	0	0	0	0.0	0.0	0	0	0	0	0	0	0	0	0	0	0	0	0	0	0	0
2020	Cowboys	7	0	5	3	2	0	0	0.0	0.0	1	0	0	0	0	0	0	0	0	0	0	0	0	0	0	0
2020	TOTAL	7	0	5	3	2	0	0	0.0	0.0	1	0	0	0	0	0	0	0	0	0	0	0	0	0	0	0
TOTALS		27	2	31	18	13	2	21	1.5	8.0	3	0	0	0	0	0	0	0	0	0	0	0	0	0	0	0

## ELI ANKOU'S NFL POSTSEASON DEFENSIVE STATISTICS

				TACKLES								INTERCEPTIONS					FUMBLES			ST				MISC		
DATE	TEAM	GP	GS	TK	S	A	TFL	YDS	SK	YDS	QBH	NO	YDS	LG	TD	PD	FF	FR	YDS	TK	S	A	FF	FR	S	A
2017	Jaguars	0	0	0	0	0	0	0	0.0	0.0	0	0	0	0	0	0	0	0	0	0	0	0	0	0	0	0
TOTALS		0	0	0	0	0	0	0	0.0	0.0	0	0	0	0	0	0	0	0	0	0	0	0	0	0	0	0

## SINGLE-GAME HIGHS: DEFENSIVE

**Total Tackles** 4 at Pittsburgh Steelers, Oct 08, 2017  
**Sacks** 1.0 at Tennessee Titans, Dec 31, 2017

**Tackles For Loss** 1 vs. Pittsburgh Steelers, Nov 14, 2019



# BOOGIE BASHAM

## DEFENSIVE END

# 96

**6-3** **274** **ROOKIE**



**DECEMBER 16, 1997 (AGE 23)**



**ROANOKE, VA**



**NORTHSIDE HS**



**WAKE FOREST**



**DRAFT: 2021 (2<sup>ND</sup> ROUND)**

## SHOUTOUTS

- Finished his four-year career at Wake Forest with 20.5 sacks (4th most in school history), 173 tackles, 4 forced fumbles and 3 fumble recoveries in 45 games.
- Registered 5 sacks and 28 tackles in 7 games in a pandemic-shortened 2020 season.
- Posted 2 tackles, a pass defended and a sack of Trevor Lawrence vs. Clemson (9/12/20).
- Finished the 2019 campaign with a career-best 11 sacks to go along with 57 tackles. The 11 sacks were the 2nd most ever in school history and helped him earn first team All-ACC honors. Also posted 3 forced fumbles.
- Posted a career-high 2.5 sacks vs. North Carolina (9/13/19) and vs. Duke (11/23/19).
- In 2018, recorded a career-high 64 tackles, while tallying 4.5 sacks and 2 fumble recoveries.
- Named ACC defensive lineman of the week with 4 tackles and a fumble recovery returned 23 yards for a TD at Louisville (10/27/18).
- Made his first career start and had 3 tackles, a TFL and a quarterback hurry against NC State (11/18/17).



## FIRST-AND-10

**BOOGIE BASHAM** was selected by the Bills in the second round (61st overall) in 2021. He finished his career at Wake Forest with 20.5 sacks, 4th most in school history. He is the first Wake Forest player to be drafted by the Bills since 2005.

## IF YOU HAVEN'T 'HERD'

### "HE LOVES FOOTBALL"

Growing up the son of a handyman in Roanoke, VA, Basham learned the value of hard work at a young age. His father would often bring his son with him on many odd jobs to help him earn sometimes \$2500 during a summer. That work ethic carried over to his football career. Known as an after-hours regular at the Wake Forest football offices and weight room, he had a loud saying on the practice field. "You ain't gotta get ready if you stay ready," according to the *The Athletic*.

"Even in the NFL, I don't care how much they pay you, it's really hard to do it if you don't have a passion for it," Wake Forest coach Dave Clawson told the *Athletic*. "He loves football, he loves his teammates."

## MIDDLE SCHOOL SPURT

Basham was a two-sport star playing basketball and football in high school. He averaged 20 points and 10 rebounds on the court which was aided by a tremendous growth spurt in middle school. "I entered 7th grade at 5-5 and left 8th grade at 6-2," Basham recalled.

## PERSONAL

Nicknamed Boogie by Tameka Cooper, one of his mother's friends growing up. Son of Carlos, Sr. and Crystal Basham, a nurse. Cousin of Cowboys DE Tarell Basham. Hobbies include collecting shoes and working on his Dodge Challenger. Earned a degree in communications. Full name: Carlos Basham, Jr.



# BOOGIE BASHAM

## DEFENSIVE END

# 96

### IF YOU HAVEN'T 'HERD'



#### BASHAM: QB HUNTER

One of Basham's favorite hobbies is working on and detailing Dodge Challengers, a car that he has upgraded and traded in since his 18th birthday. His vanity license plate on it currently reads "QB Hunter."

"That's who I am, that's what I wanna be known as," he told The Athletic. "I'm strictly about football, nothing else. That's pretty much how I carry myself."

### THE STAMPEDE

#### FAVORITE ATHLETES

##### GROWING UP:

Allen Iverson and Michael Vick

##### FAVORITE MOVIE:

Scarface

##### TOP OF BUCKET LIST:

Go to Antarctica

##### HIDDEN TALENT:

Archery (he competed on his middle school archery team)

##### FAVORITE TV SHOW:

Law & Order

##### PREGAME RITUAL:

Laying on the field near the 50-yard line and listening to two songs





# TYLER BASS

## KICKER

# 2

5-10

183

2<sup>ND</sup> YEAR



FEBRUARY 14, 1997 (AGE 24)



IRMO, SC



DUTCH FORK HS



GEORGIA SOUTHERN



DRAFT: 2020 (6TH RD)

## SHOUTOUTS

- Scored 141 points in the 2020 season, setting a franchise record for most points in a single season (previously Steve Christie - 1992).
- Connected on a 54-yard field goal in the Super Wild Card game vs. Ind. (1/9/21), marking the longest field goal by a rookie kicker in NFL playoff history. His 54-yard make also tied Steve Christie (1993) for the longest make in Bills' playoff history.
- Tied a Bills single game record by making six field goals at NYJ (10/25).
- Set a single-game Bills record with 8 field goal attempts at New York Jets (10/25).
- Completed career-long 54-, 55- and 58-yard field goals at Arz. (11/15). These were also the longest makes by a rookie kicker in Bills history.
- Became the first kicker in NFL history to make 3+ kicks from 54+ yards in the first half of a game with his performance at Arz. (11/15).
- Made his NFL debut vs. NYJ (9/13), making 3 PATs and 2 field goals.
- Made 2 51-yard FGs in the AFC Championship, marking the longest FG in Arrowhead Stadium in a playoff game.



## FIRST-AND-10

**TYLER BASS** enters his second year with the Bills after being selected in the sixth round (188th overall) of the 2020 draft. Prior to joining the Bills, he had a four-year career at Georgia Southern (2016-19). He was the first-ever player from Georgia Southern to be drafted by the Bills.

## IF YOU HAVEN'T 'HERD'

### PLAYING FOR MORE

When asked who his inspiration is, Tyler Bass is quick to answer his grandmother.

"My grandma was actually at practice with me every day," Bass told Georgia Southern. "She also was battling breast cancer at the time but she didn't miss a practice or a game, so that gives me a lot of strength."

His grandma has been involved in his football career from the start. When Bass decided to try out for the football team in ninth grade, she brought him to tryouts. Once he made it, she would take him to practice when he couldn't drive. She would also bring snacks and meals to make sure he was performing.

She was diagnosed with breast cancer when he was a senior in high school and had to go through chemotherapy for treatment. She has never missed a game of his, home or away, even through treatment. Her battle taught him not to be afraid of any challenge in front of him.

## PERSONAL

The son of Ron and Kathy Bass. Has a younger sister, Abby. Graduated from Georgia Southern with a degree in Marketing and a double minor in Finance and Business Management.



# TYLER BASS

## KICKER

# 2

### IF YOU HAVEN'T 'HERD'



#### FOR GRANDMA

Tyler Bass' signature look is eye black, but only on one eye. When asked why he chooses to do so, he responded with an ode to his MeeMaw.

"It's just something I do... make me feel like more than a kicker at times," Bass said. "I kind of use it and it kind of gives me a little confidence and it's just something I do. I had one [eye black] my last game of my college career. I had an 'M'... that was for my grandma," Bass said.

### THE STAMPEDE

#### FAVORITE ATHLETE FROM ANOTHER SPORT:

Lionel Messi

#### FIRST JOB:

Working for his uncle

#### FAVORITE MUSICAL ARTIST:

Drake

#### HIDDEN TALENT:

Can draw

#### DREAM SPORTING EVENT TO ATTEND:

Any World Cup match

#### FAVORITE MOVIE:


The Dark Knight

#### FAVORITE FOOD:

Chicken Alfredo

#### Nicknames:

TBass



### TYLER BASS' NFL REGULAR SEASON KICKING STATISTICS

DATE	TEAM	GP	FGM	FGA	PCT.	LG	XP	XPA	PCT.	BLK	PTS
2020	Bills	16	28	34	82.4	58	57	59	96.6	0	141
TOTALS		16	28	34	82.4	58	57	59	96.6	0	141

### TYLER BASS' NFL POSTSEASON KICKING STATISTICS

DATE	TEAM	GP	FGM	FGA	PCT.	LG	XP	XPA	PCT.	BLK	PTS
2020	Bills	3	7	9	77.8	54	5	6	83.3	0	26
TOTALS		3	7	9	77.8	54	5	6	83.3	0	26

### TYLER BASS' NFL REGULAR SEASON FIELD-GOAL ACCURACY STATISTICS

DATE	TEAM	1-19	PCT.	20-29	PCT.	30-39	PCT.	40-49	PCT.	50+	PCT.
2020	Bills	1-1	100.0	9-9	100.0	6-9	66.7	8-9	88.9	4-6	66.7
TOTALS		1-1	100.0	9-9	100.0	6-9	66.7	8-9	88.9	4-6	66.7



# TYLER BASS KICKER

# 2

## TYLER BASS' NFL POSTSEASON FIELD-GOAL ACCURACY STATISTICS

DATE	TEAM	1-19	PCT.	20-29	PCT.	30-39	PCT.	40-49	PCT.	50+	PCT.
2020	Bills	0-0	0.0	3-3	100.0	0-0	0.0	1-3	33.3	3-3	100.0
<b>TOTALS</b>		<b>0-0</b>	<b>0.0</b>	<b>3-3</b>	<b>100.0</b>	<b>0-0</b>	<b>0.0</b>	<b>1-3</b>	<b>33.3</b>	<b>3-3</b>	<b>100.0</b>

## SINGLE-GAME HIGHS: KICKER

### Field Goals Made

6 at New York Jets, Oct 25, 2020

### Field Goal Attempts

8 at New York Jets, Oct 25, 2020

### Longest Field Goals Made

58 at Arizona Cardinals, Nov 15, 2020

### PATs Made

8 vs. Miami Dolphins, Jan 03, 2021

### PAT Attempts

8 vs. Miami Dolphins, Jan 03, 2021

### Points

18 at New York Jets, Oct 25, 2020

### Special Teams Tackles

1 at Las Vegas Raiders, Oct 04, 2020

## 2020 GAME-BY-GAME REGULAR-SEASON STATISTICS (BILLS)

			FIELD GOALS				EXTRA POINTS						
DATE	OPPONENT		FGM	FGA	PCT	LG	XP	XPA	PCT	BLK	PTS	W/L	SCORE
09/13	Jets	P	2	4	50.0	22	3	3	100.0	0	9	W	27-17
09/20	at Dolphins	P	1	1	100.0	39	4	4	100.0	0	7	W	31-28
09/27	Rams	P	0	0	0.0	0	5	5	100.0	0	5	W	35-32
10/04	at Raiders	P	1	1	100.0	34	3	4	75.0	0	6	W	30-23
10/13	at Titans	P	1	1	100.0	43	1	1	100.0	0	4	L	16-42
10/19	Chiefs	P	1	2	50.0	48	2	2	100.0	0	5	L	17-26
10/25	at Jets	P	6	8	75.0	53	0	0	0.0	0	18	W	18-10
11/01	Patriots	P	1	1	100.0	28	3	3	100.0	0	6	W	24-21
11/08	Seahawks	P	3	4	75.0	44	5	5	100.0	0	14	W	44-34
11/15	at Cardinals	P	3	3	100.0	58	3	3	100.0	0	12	L	30-32
11/29	Chargers	P	2	2	100.0	45	3	3	100.0	0	9	W	27-17
12/07	at 49ers	P	2	2	100.0	37	4	4	100.0	0	10	W	34-24
12/13	Steelers	P	2	2	100.0	34	2	3	66.7	0	8	W	26-15
12/19	at Broncos	P	2	2	100.0	27	6	6	100.0	0	12	W	48-19
12/28	at Patriots	P	1	1	100.0	22	5	5	100.0	0	8	W	38-9
01/03	Dolphins	P	0	0	0.0	0	8	8	100.0	0	8	W	56-26
2020 TOTALS			16	28	34	82.4	58	57	59	96.6	0	141	13-3



# RYAN BATES

## OFFENSIVE LINEMAN

# 71

**6-4** **302** **3<sup>RD</sup> YEAR** 

**FEBRUARY 14, 1997 (AGE 24)**



**WARMINSTER, PA**



**ARCHBISHOP WOOD HS**



**PENN STATE**



**TRADE: 2019 (PHI)**

## SHOUTOUTS

- Saw action in all 16 games and three postseason contests in 2020 as a reserve lineman.
- Played in 8 regular season games as a rookie for the Bills in 2019.
- Garnered his most playing time in the 2019 season finale vs. NYJ (12/29/19) with 57 offensive snaps.
- Saw his first NFL action for the Bills at Ten. (10/6/19).
- Played in 37 career games at Penn State (2016-18), including 12 starts (nine at left tackle and three at right tackle) in 2018.
- Earned third-team All-Big Ten honors in 2018.
- Selected to Pro Football Focus National and Big Ten Teams of the Week (9/8/18).
- Started all 14 games as a redshirt freshman in 2016 and earned Freshman All-American honors by the Football Writers Association of America and USA Today. Blocked for Big Ten Offensive player of the year Saquon Barkley.
- Won back-to-back PIAA Class AAA state titles in 2013 and 2014 at Archbishop Wood High School.



## FIRST-AND-10

**RYAN BATES** was acquired by the Bills in a trade with Philadelphia for DE Eli Harold on August 9, 2019. He has served as a reserve O-lineman for Buffalo from 2019-20. Bates entered the NFL as an undrafted free agent by Philadelphia from Penn State in 2019.

## IF YOU HAVEN'T 'HERD'

### LIFE LESSONS

Bates credits his high school offensive line coach, Mike Carey, for the lessons learned at Archbishop Wood. "He taught me a lot about life," Bates said. "Way more than just football. He talked to me about resiliency, discipline and he just believed in me. We still text and talk." He also took good notes while playing in Philadelphia in 2019. He spoke about the little things Jason Peters would point out to him. "Things like where your inside hand needs to be or where to plant your outside foot. All the small but important details."

### GARAGE WORK

During the pandemic in 2020, Bates put together a make-shift work area in the garage of his parents' home in suburban Philadelphia. It is equipped with an office and a space to lift weights. "There's something about working out in the garage that's kind of like, I wanna say, gritty," he told WIVB. "My household's not the quietest household so I call it my sanctuary."

## PERSONAL

Son of Norman Bates and Theresa Strocen-Bates. Has a sister, Anna. His uncle, Doug Macauley, played football at Tulsa. Hobbies include hunting and fishing. Earned degree in labor and employment relations.

## GAMES PLAYED/STARTED

2019 (Buf, 8/0), 2020 (Buf, 16/0) ... Totals (24/0) ... Playoffs: 2019 (Buf, 0/0), 2020 (Buf, 3/0) ... Playoff Totals (3/0)



# RYAN BATES OFFENSIVE LINEMAN

# 71

## IF YOU HAVEN'T 'HERD'



### UPLIFTING ATHLETES

Bates works with Uplifting Athletes, a charity that helps raise awareness and funds for children battling rare diseases. "I love that they have a direct effect on helping kids who can't afford treatment. I began working with Athletes Helping Athletes in high school and volunteered as a freshman at Penn State with Uplifting Athletes. Penn State football takes great pride in it."

## THE STAMPEDE

### FAVORITE ATHLETE

#### GROWING UP:

Brian Westbrook (he had a Fathead of him in his room)

### FAVORITE LATE NIGHT SNACK:

Honey Nut Cheerios

### TOP BUCKET LIST ITEM:

Go to Oktoberfest in Germany

### FIRST JOB:

Camp counselor at Camp Real in Pennsylvania

### IF YOU COULD PLAY ANY OTHER SPORT:

Power forward for the 76ers

### FAVORITE MOVIE:

Step Brothers

### FAVORITE MUSICAL ARTIST:

Dierks Bentley





# COLE BEASLEY

## WIDE RECEIVER

# 11

5-8

174

10<sup>TH</sup> YEAR



APRIL 26, 1989 (AGE 32)



LITTLE ELM, TEXAS



LITTLE ELM HS



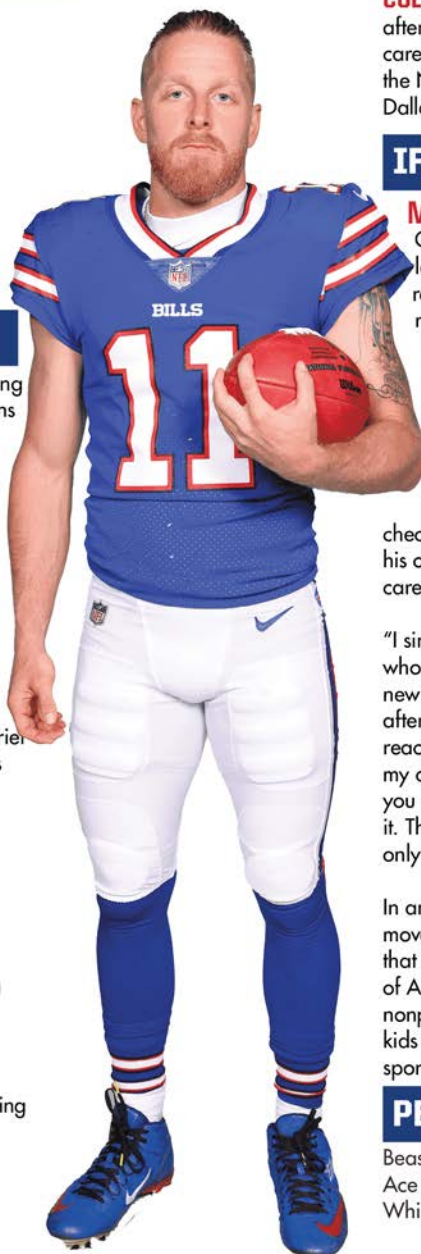
SOUTHERN METHODIST



FREE AGENT: 2019

## SHOUTOUTS

- Established a personal-best for receiving yards in a season (967) and receptions (82) in 2020.
- Named a 2020 Second-Team All-Pro.
- Has played in nine playoff games totaling 33 receptions for 348 yards.
- Finished the 2019 season with 67 catches, 778 receiving yards and 6 touchdowns.
- Recorded a career-high in receiving yards (130) at SF (12/7/20).
- Threw a 20-yard TD pass to WR Gabriel Davis vs. LAC (11/29/20), marking his first career completion and TD pass.
- Logged a career-high 5 100-yard receiving games in 2020.
- Tied a career high in receptions (11) against the Cardinals (11/15/20).
- Against his former team, Beasley tallied six catches for 110 yards and a touchdown (at Dal., 11/28/19).
- Since entering the league in 2012, Beasley is ranked first with 468 receptions and third with 5,016 receiving yards amongst all undrafted players.
- Amongst all receivers with at least 400 receptions since 2012, Beasley ranks second in the NFL with a catch percentage of 70.6%.



## FIRST-AND-10

**COLE BEASLEY** joined the Bills in 2019 after spending the first seven seasons of his career with the Dallas Cowboys. He entered the NFL as an undrafted free agent with the Dallas Cowboys in the 2012 NFL Draft.

## IF YOU HAVEN'T 'HERD'

### MUSICAL TALENTS

Outside of football, Beasley takes a large interest in music. He started a record label called 'ColdNation' and released his first single, "80 Stings," in 2017. In May of 2018, Beasley released a full rap album titled "The Autobiography."

Beasley first got into rapping in high school for fun, then purchased an audio program with his first stipend check in college. He later started writing his own music while continuing to pursue a career in football.

"I simply want to make music for the people who are constantly searching for something new to hear," Beasley wrote in a statement after releasing his first single. "My goal is to reach music lovers all over the world. I put my all into it like I do everything else. I hope you enjoy it as much as I enjoyed creating it. There is only one way to live and you only get one chance."

In an effort to support the Black Lives Matter movement, Beasley announced in June 2019 that all streams from his song "United Hates of America" would be donated to 9inety-10 nonprofit, which introduces underprivileged kids and athletes to health wellness through sports and proper exercise.

## PERSONAL

Beasley and his wife Kyrstin have two boys, Ace and Everett, and a daughter, Jovie. While attending SMU, studied Sociology.



# COLE BEASLEY

## WIDE RECEIVER

# 11

### IF YOU HAVEN'T 'HERD'



#### FAMILY MAN

Beasley and his wife Kyrstin have three children - Ace, Everett and Jovie. The family recently built a ranch in Junction, Texas, to enjoy in their free time with extended family, as well.

"That's where all the deer are at," Beasley told the Buffalo News. "That was the dream from the beginning, really. That's what I said I was going to do when I got my first decent contract. It's just a really cool deal for our family. We've enjoyed it so much."



#### HIS FATHER'S SON

When asked who the biggest influence on his life and career has been, Beasley was quick to answer his father, Mike.

"He's been a mentor for me my whole life," Beasley said. "He was my high school coach, but he's been my teacher throughout my entire life."

Beasley hopes to be the same for his children as Mike is for him, listing his proudest achievement as being a father.

### THE STAMPEDE

**1. FIRST SPORTS JERSEY**  
Kobe Bryant



**2. FAVORITE APP**  
DoorDash



**3. FAVORITE MOVIE**  
The Incredibles



### THE STAMPEDE

#### FAVORITE OLYMPIC SPORT:

Track and Field

#### BEST ADVICE:

Stay in the moment

#### NICKNAMES:

Bease

#### FIRST JOB:

Mowing lawns

#### FAVORITE LATE NIGHT

#### SNACK:

Milk and oreos

#### FAVORITE TV SHOW:

Breaking Bad





# COLE BEASLEY

## WIDE RECEIVER

# 11

### COLE BEASLEY'S NFL REGULAR SEASON RUSHING/RECEIVING STATISTICS

DATE	TEAM	GP	GS	RECEIVING					RUSHING				
				NO.	YDS.	AVG.	LG	TD	NO.	YDS.	AVG.	LG	TD
2012	Cowboys	10	0	15	128	8.5	20	0	0	0	0.0	0	0
2013	Cowboys	14	3	39	368	9.4	23	2	0	0	0.0	0	0
2014	Cowboys	16	2	37	420	11.4	45†	4	0	0	0.0	0	0
2015	Cowboys	16	3	52	536	10.3	30	5	0	0	0.0	0	0
2016	Cowboys	16	6	75	833	11.1	47	5	1	7	7.0	7	0
2017	Cowboys	15	4	36	314	8.7	54	4	0	0	0.0	0	0
2018	Cowboys	16	4	65	672	10.3	32†	3	0	0	0.0	0	0
2019	Bills	15	10	67	778	11.6	51	6	0	0	0.0	0	0
2020	Bills	15	11	82	967	11.8	35	4	0	0	0.0	0	0
TOTALS		133	43	468	5,016	10.7	54	33	1	7	7.0	7	0

### COLE BEASLEY'S NFL POSTSEASON RECEIVING STATISTICS

DATE	TEAM	GP	GS	RECEIVING				
				NO.	YDS.	AVG.	LG	TD
2014	Cowboys	2	0	7	101	14.4	19	0
2016	Cowboys	1	0	4	45	11.3	18	0
2018	Cowboys	2	0	4	43	10.8	15	0
2019	Bills	1	1	4	44	11.0	21	0
2020	Bills	3	2	14	145	10.4	23	0
TOTALS		9	3	33	378	11.5	23	0

### SINGLE-GAME HIGHS: RUSHING/RECEIVING

**Rush Attempts** 1 at San Francisco 49ers, Oct 02, 2016  
**Rushing Yards** 7 at San Francisco 49ers, Oct 02, 2016  
**Longest Runs** 7 at San Francisco 49ers, Oct 02, 2016  
**Receptions** 11 at Arizona Cardinals, Nov 15, 2020  
**Receiving Yards** 130 at San Francisco 49ers, Dec 07, 2020  
**Longest Receptions** 54 at New York Giants, Dec 10, 2017  
**Receiving TDs** 2 vs. Jacksonville Jaguars, Oct 14, 2018  
**All-Purpose Yards** 130 at San Francisco 49ers, Dec 07, 2020  
**Kickoff Returns** 1 vs. Philadelphia Eagles, Dec 09, 2018

**Kickoff Return Yards** 11 at New Orleans Saints, Nov 10, 2013  
**Longest Kickoff Return** 11 at New Orleans Saints, Nov 10, 2013  
**Fair Catches** 4 vs. Philadelphia Eagles, Dec 09, 2018  
**Punt Return Yards** 27 vs. Oakland Raiders, Nov 28, 2013  
**Longest Punt Return** 22 at Tampa Bay Buccaneers, Nov 15, 2015  
**Punt Returns** 4 vs. Oakland Raiders, Nov 28, 2013  
**Special Teams Tackles** 1 at New York Giants, Oct 25, 2015  
**Miscellaneous Tackles** 1 at Arizona Cardinals, Nov 15, 2020  
**Most TDs** 2 vs. Jacksonville Jaguars, Oct 14, 2018



# NATE BECKER

## TIGHT END

# 84

6-5

264

1<sup>st</sup> YEAR



MARCH 24, 1996 (AGE 25)



CARMEL, IN



CARMEL HS



MIAMI (OH)



FA: 2019

## SHOUTOUTS

- Saw his first game action vs. Miami (1/3/21).
- Spent the 2019 and 2020 seasons on the Bills practice squad.
- Appeared in 35 career games for the RedHawks.
- Played in and started all 11 games as a senior as he totaled a career-high 13 catches for 154 yards and one touchdown.
- Tallied a career-high in receiving yards (40) against Marshall (9/1/18) and then recorded his career-long reception of 24 yards at Buffalo (10/20/18).
- Following the 2018 season, was awarded the RedHawks 'Offensive Big Skill Player of the Year' and the team's 'Strength Award.'

## STAMPEDE

**Favorite movie?**

The Departed

**Favorite TV show?**

Breaking Bad

**Favorite book?**

Make Your Bed by William H. McRaven



## FIRST-AND-10

**NATE BECKER** completed his second season with the Bills in 2020 after signing with the team as a rookie out of Miami (Ohio). Becker originally entered the NFL with the Detroit Lions in 2019 as an undrafted free agent.

## IF YOU HAVEN'T 'HERD'

### THE WALK-ON

The biggest obstacle that Becker has had to overcome in his football career so far was having no college offers coming out of high school and being determined to show he belonged at the Division I level.

After deciding to enroll as a walk-on at Miami (OH), Becker set to work in taking advantage of every opportunity he could to prove to his teammates and coaches that he deserved to be there.

After redshirting the entire 2014 season, Becker showed enough during practices to earn a scholarship before the 2015 season and he didn't look back, as he would start 10 games in his first season getting playing time.

Becker used those early experiences as a walk-on later in his college career when he became one of the leaders on the team.

Setting the tone by winning the team's Strength Award in back-to-back off-seasons, Becker focused on helping all of his teammates be the best they could be and it's a mindset that he has carried over in to his time in the NFL.

## PERSONAL

The son of Kenneth and Heidi Becker, he has one younger sister and one younger brother. Graduated with a degree in sports management from Miami (OH).



# NATE BECKER

## TIGHT END

# 84

### NATE BECKER'S NFL REGULAR SEASON RUSHING/RECEIVING STATISTICS

				RECEIVING					RUSHING				
DATE	TEAM	GP	GS	NO.	YDS.	AVG.	LG	TD	NO.	YDS.	AVG.	LG	TD
2019	Bills	0	0	0	0	0.0	0	0	0	0	0.0	0	0
2020	Bills	1	0	0	0	0.0	0	0	0	0	0.0	0	0
TOTALS		1	0	0	0	0.0	0	0	0	0	0.0	0	0



# MIKE BELL

## LINEBACKER

# 43

**6-3** **220** **ROOKIE**



**DECEMBER 12, 1997 (AGE 23)**



**PERRIS, CA**



**CITRUS HILL**



**FRESNO STATE**



**FREE AGENT: 2021**

## SHOUTOUTS

- Finished his three-year career (2016-18) at Fresno State with 198 tackles, 8.5 for a loss, 4 interceptions, 16 passes defended, 2 fumble recoveries and a forced fumble in 38 games.
- Made 23 consecutive starts at free safety to finish his career at Fresno State.
- Earned 2nd-team All-Mountain West honors in 2018 with 86 tackles, 3 interceptions, and 8 passes defended in 14 games (all starts).
- Recorded a career-high 11 tackles at Minnesota (9/8/18).
- Named honorable mention All-Mountain West in 2017 as he ranked third on the team with 77 tackles, while registering an interception, 3 passes defended, 2 fumble recoveries and a forced fumble.
- Posted his first career interception vs. New Mexico's Tekava Tuioti (10/14/17).
- After redshirting in 2015, played in all 12 games in 2016, including his first career start in the season finale vs. San Jose State (11/26/16). Posted 35 tackles for the Bulldogs during the season.
- Led his high school squad to a 11-2 record during his senior season and a berth in the CIF-SS Inland Division semifinals.



## FIRST-AND-10

**MIKE BELL** re-signed with the Bills in 2021. After a three-year career at Fresno State (2016-18), Bell participated as a safety in the Bills rookie mini-camp in 2019 and was a member of the Bills offseason program in 2020.

## IF YOU HAVEN'T 'HERD'

### CELEBRITY COACH

Bell began his football as a 7-year old, playing right guard for the Rowland Raiders in Southern California. His head coach was hip-hop icon Snoop Dogg. And he appreciated the lessons he learned from him. "He's super smart," Bell told the Buffalo News. "He's a football head. He loves football. He knows the game. ... I played with his youngest son on the team. He taught us how to be physical, in a sense. He put me at right guard and said you guys gotta be physical to be on this team or you're not going to be here."

### SCOOPY DOO, WHERE ARE YOU

Bell's nickname growing up was Scooby Doo and it remains to this day. It was given to him by his father. In fact, his younger brother's nickname is Scrappy Doo.

Bell has embraced the name and his Twitter handle (Supa Scoob) pays homage to it. During his Pro Day at Fresno State in 2019, he even wore Scooby-Doo socks.

He told the Fresno Bee, "My sister bought me these for Christmas and I told her, at my Pro Day, I'll wear them. ... I feel like it gave

## PERSONAL

Is the son of Shawn Clemons and Mike Bell, Sr., a music producer. Has two older sisters, Jessika and Jillian, and one younger brother, Markus. Favorite athlete is LeBron James. Majored in communications.



# IKE BOETTGER

## GUARD

# 65

6-6

313

4<sup>TH</sup> YEAR



OCTOBER 5, 1994 (AGE 26)



CEDAR FALLS, IOWA



CEDAR FALLS HS



IOWA



WAIVERS: 2018

### SHOUTOUTS

- Started in a career-high 7 games in 2020 at left guard, while playing in 12 (also career high).
- Started in all three of the Bills' playoff games in the 2020 season.
- Earned his first career start in the Bills win at the Jets (10/25/20).
- Saw his first NFL action in week 13 at Mia. (12/2/18), coming in at right guard.
- Started in five consecutive games to close the Bills' 2020 regular season campaign.
- Played in 4 games during the 2018 season and 2 in 2019.
- Logged 622 snaps (57.2%) during the 2020 season.
- Received an honorable mention All-Big Ten by Big Ten coaches and media during his 2016 collegiate campaign.
- One of seven juniors named to Iowa football's 2016 Leadership Group.
- Started and played in 12 games for the Hawkeyes during the 2016 season, only missing one game due to injury.



### FIRST-AND-10

**IKE BOETTGER** completed his third season in Buffalo in 2020. A 2018 undrafted free agent, Boettger spent time on the Chiefs active roster in 2018 before being claimed off waivers for the Bills.

### IF YOU HAVEN'T 'HERD'

#### A SECOND CHANCE

Boettger saw a prosperous 2016 season, garnering praise from media and was rewarded with a spot on his team's leadership group, one of only seven juniors to do so. As the 2017 Hawkeyes season started, nothing but optimism was on the horizon.

Boettger started at right tackle in a 44-41 OT win at Iowa State, the second game of the season, as the offense gained 497 yards. However, he was forced to leave in the second half due to injury and missed the remainder of the season with an Achilles tendon tear.

"That was the biggest obstacle I had to overcome. [The rehab] was longer than I expected, but it was ahead of schedule for [an] Achilles injury," Boettger said.

Knowing that the injury would end his career at Iowa, Ike worked hard in order to prove himself to NFL teams. He impressed many at Iowa's pro day, boasting a 3-cone time of 7.45 seconds, which would have tied for fifth among all offensive linemen at the NFL combine.

### PERSONAL

The son of Tim and Kris Boettger and brother of Adrienne. Wife, Katie, is a teacher and the couple has a son, Clay, and a daughter, Kiley Grace. Graduated from Iowa with a degree in enterprise leadership in the spring of 2017.

### GAMES PLAYED/STARTED

2018 (Buf, 4/0), 2019 (Buf, 2/0), 2020 (Buf, 12/7) ... Totals (18/7). Playoffs: 2020 (Buf, 3/3) ... Totals (3/3).



# IKE BOETTGER

## GUARD

# 65

### THE STAMPEDE

**PREGAME RITUAL:**

Go out to field and listen to music

**FIRST SPORTS JERSEY:**

Randy Moss

**FAVORITE OLYMPIC SPORT:**

Team USA soccer

**BEST ADVICE:**


Go to work everyday

**DREAM SPORTING EVENT TO ATTEND:**

A Cubs world series game 7

**FIRST JOB:**

Farm help

**FAVORITE FOOD:**

Mom's chicken enchiladas

**FAVORITE MOVIE:**

Remember the Titans

**FAVORITE TV SHOW:**

Game of Thrones

**HOBBIES:**


Hunting and Fishing

**FAVORITE VACATION SPOT:**

Mexico

**BUCKET LIST ITEM:**

Go to Australia





# MATT BREIDA

## RUNNING BACK

# 22

5-10

195

5<sup>TH</sup> YEAR



FEBRUARY 28, 1995 (AGE 26)



BRANDON, FL



NATURE COAST TECHNICAL



GEORGIA SOUTHERN



FREE AGENT: 2021

## SHOUTOUTS

- Has appeared in 54 career games with 19 starts and has totaled 2,156 yards and six touchdowns on 440 carries. Also has 657 yards and four touchdowns on 76 receptions.
- Played in 11 games with one start for the Miami Dolphins in 2020. Totaled 254 yards on 59 carries and 96 yards on nine receptions.
- Appeared in 13 games with five starts in 2019 as he piled up 623 yards and one touchdown on 123 carries.
- Reached a speed of 22.30 MPH on an 83-yard touchdown run against Cleveland, which was the fastest recorded speed by a ball carrier during the 2019 season (10/7/2019).
- Had his most productive season in 2018 when he played in 14 games with 13 starts for the San Francisco 49ers. Recorded 814 yards and three touchdowns on 153 carries. Also chipped in a career-high 261 yards and two touchdowns on 27 receptions. His 5.3 yards per attempt on the ground was fourth-best in the NFL.
- Ran for a career-high 138 yards and a touchdown on 11 carries in his first NFL start in 2018 as he helped the 49ers defeat Detroit, 30-27 (9/16/2018).



## FIRST-AND-10

**MATT BREIDA** joins the Bills after spending last season with the Dolphins. Breida originally entered the NFL as an undrafted free agent with the 49ers in 2017 and stayed with San Francisco through the 2019 season.

## IF YOU HAVEN'T 'HERD'

### AN ADOPTED FAMILY

When Mother's Day and Father's Day come around every year, Breida is grateful to be able to call his parents and express how appreciative he is of them—especially for having adopted him shortly after birth.

A story written in the Savannah Morning News in 2015 described the Breida family: "That's them. Mike and Terri Breida. It's obvious they are not really related to Matt. They are not his biological parents. They are both white, 55 years old and permanently disabled; Terri is confined to a wheelchair. None of that matters to Matt. To him, they are Mom and Dad. He also has an adopted brother named Josh."

Mike and Terri always knew they wanted kids, eventually deciding to turn to adoption after Terri witnessed a situation where a baby was given up due to domestic violence. With the couple having difficulties conceiving themselves, Terri vowed that if they could help a similar child they would. Soon thereafter, Matt and Josh both were adopted into the family.

## PERSONAL

Graduated with an accounting degree from Georgia Southern. Was adopted by Terri and Mike Breida and has a brother, Josh.



# MATT BREIDA RUNNING BACK

# 22

## THE STAMPEDE

### CHILDHOOD FAVORITE ATHLETES:

Allen Iverson, Brian Westbrook, Brian Dawkins

### NICKNAMES:

Cheetah

### FAVORITE ICE CREAM:

Vanilla

### BUCKET LIST ITEM:

Visit Italy

### DREAM VACATION:

Dubai



### FAVORITE FOOD:

Gnocchi

### FAVORITE CARS:

'67 Mustang / McLaren P1

### FAVORITE MUSICAL ARTIST:

Roddy Ricch

### FAVORITE ACTOR:


Denzel Washington

### FAVORITE MOVIE:

Goodfellas

### FAVORITE TV SHOW:

Game of Thrones



## MATT BREIDA'S NFL REGULAR SEASON RUSHING/RECEIVING STATISTICS

				RUSHING					RECEIVING				
DATE	TEAM	GP	GS	NO.	YDS.	AVG.	LG	TD	NO.	YDS.	AVG.	LG	TD
2017	49ers	16	0	105	465	4.4	33t	2	21	180	8.6	32	1
2018	49ers	14	13	153	814	5.3	66t	3	27	261	9.7	26	2
2019	49ers	13	5	123	623	5.1	83t	1	19	120	6.3	17	1
2020	Dolphins	11	1	59	254	4.3	24	0	9	96	10.7	31	0
TOTALS		54	19	440	2,156	4.9	83T	6	76	657	8.6	32	4

## MATT BREIDA'S NFL POSTSEASON RUSHING/RECEIVING STATISTICS

				RUSHING					RECEIVING				
DATE	TEAM	GP	GS	NO.	YDS.	AVG.	LG	TD	NO.	YDS.	AVG.	LG	TD
2019	49ers	3	1	9	19	2.1	6	0	0	0	0.0	0	0
TOTALS		3	1	9	19	2.1	6	0	0	0	0.0	0	0

## SINGLE-GAME HIGHS: RUSHING/RECEIVING

### Rush Attempts

17 vs. Seattle Seahawks, Dec 16, 2018

### Rushing Yards

138 vs. Detroit Lions, Sep 16, 2018

### Longest Runs

83t vs. Cleveland Browns, Oct 07, 2019

### Rushing TDs

1 vs. Cleveland Browns, Oct 07, 2019

### Receptions

5 vs. Seattle Seahawks, Dec 16, 2018

### Receiving Yards

51 at Seattle Seahawks, Dec 02, 2018

### Longest Receptions

32 at Los Angeles Rams, Dec 31, 2017

### Receiving TDs

1 vs. Cleveland Browns, Oct 07, 2019

### All-Purpose Yards

159 vs. Detroit Lions, Sep 16, 2018

### Kickoff Returns

4 vs. Tennessee Titans, Dec 17, 2017

### Kickoff Return Yards

65 vs. Tennessee Titans, Dec 17, 2017

### Longest Kickoff Return

18 vs. Jacksonville Jaguars, Dec 24, 2017

### Special Teams Tackles

1 vs. New York Jets, Oct 18, 2020

### Miscellaneous Tackles

1 at Green Bay Packers, Oct 15, 2018

### Most TDs

2 vs. Cleveland Browns, Oct 07, 2019



# SPENCER BROWN

## OFFENSIVE TACKLE

# 79

6-8

311

ROOKIE



FEBRUARY 28, 1998 (AGE 23)



LENOX, IA



LENOX HS



NORTHERN IOWA



DRAFT: 2021 (3<sup>RD</sup> RD)

### SHOUTOUTS

- Played in 33 games with 32 starts during his time at Northern Iowa.
- Was named a preseason FCS All-American in 2020 before the season was postponed.
- Started every game at right tackle in 2019 and earned second team Missouri Valley Conference honors as he anchored the Panthers offensive line.
- Played in 13 games with 12 starts for Northern Iowa in his redshirt sophomore year in 2018.
- Played and started in five games for the Panthers as a redshirt freshman in 2017 before suffering a season-ending injury. Brown mainly played at right tackle in his five starts.
- Redshirted during the 2016 season as he looked to put on weight and transition from tight end to offensive line.
- Competed in football, basketball, baseball, golf and track during his time at Lenox High School. Led all Iowa football players in solo sacks with 17 during his senior season. Earned first team all-state honors as a senior for his play at tight end and on the defensive side of the ball.



### FIRST-AND-10

**SPENCER BROWN** was drafted by the Bills in the third round (93rd overall) of the 2021 draft. Prior to joining the Bills, he played at Northern Iowa from 2016-20. Brown is the first Bill ever drafted from Northern Iowa.

### IF YOU HAVEN'T 'HERD'

#### LOYALTY TO NORTHERN IOWA

When the Missouri Valley Conference postponed the 2020 season to the spring of 2021 due to the COVID-19 pandemic, it was a true shot to the gut of Spencer Brown. Everything had been building to his senior year. He had high hopes not just for himself individually, but also for his team. From his point of view, Northern Iowa had a real chance at a championship.

When the news broke, coaches from Power 5 schools started reaching out to Brown in hopes he was going to transfer in order to bolster his draft stocks. Brown quickly put that to bed because there was no way he was going to be a part of anything that wasn't at Northern Iowa.

"I am not going to let someone else reap the benefits of what UNI did for me," he wrote on his Twitter account. "I did not want to go somewhere and be under a system of guys that didn't like me from the start. I'd never do that."

"It's as simple as that," Brown said to The Athletic. "I can't imagine playing with a bunch of guys that aren't my guys here."

### PERSONAL

The son of Liz Jessen and Kurt Brown, Spencer has two siblings, Erica and Garrett. Graduated with a degree in communication from Northern Iowa.



# SPENCER BROWN

## OFFENSIVE TACKLE

# 79

### IF YOU HAVEN'T 'HERD'



### LEARNING FROM JOE

After his senior season at Northern Iowa was canceled due to COVID, Brown ended up heading to California to begin draft prep and was paired with former 49ers All-Pro Joe Staley to learn the ropes of life in the NFL.

"He is a real down to earth dude and was just teaching me the ropes, working either one-on-one or with other O-line guys they'd brought in," Brown said to The Creston News Advertiser. "He was a big help in helping me regroup and learn the techniques."

### THE STAMPEDE

#### FAVORITE MOVIE:

Miracle

#### FAVORITE FOOD:

Anything BBQ

#### FIRST JOB:

Mowing lawns

#### FAVORITE ATHLETE:

Peyton Manning and Walter Payton

#### SKILL HE WOULD LIKE TO LEARN:

How to play the piano

#### FAVORITE ACTOR:

Matthew McConaughey

#### FAVORITE ICE CREAM:

Strawberry

#### FAVORITE TV SHOW:

New Girl





# BRANDIN BRYANT

## DEFENSIVE TACKLE

# 90

6-2

305

1<sup>st</sup> YEAR



SEPTEMBER 16, 1993 (AGE 27)



OMAHA, NE



OMAHA NORTH HS



FLORIDA ATLANTIC



FA: 2020

### SHOUTOUTS

- Played his first game in a Bills uniform vs. NE (11/1/20).
- Spent the 2019 season with the Cleveland Browns, where he played in four games.
- Recorded three tackles during the 2019 season.
- While at Florida Atlantic, named the 2015 Comeback Player of the Year after returning from a knee injury in 2014. He would finish the season totaling 35 tackles, 10.5 tackles for loss, five sacks and one forced fumble.
- Recorded 130 tackles in 41 games from 2012-15.
- Logged 27.0 tackles for loss for 152 yards during his collegiate career.
- Had a career-high 51 tackles for the Owls in 2013.
- Recorded 13.5 sacks for a loss of 102 yards during his collegiate career.
- Logged a career-high 6 sacks for the Owls in 2013.



### FIRST-AND-10

**BRANDIN BRYANT** joined the Bills practice squad in 2020 after spending time with the Dolphins during the 2020 offseason. Originally entered the NFL as a UDFA with Seattle in 2016 and has also played for the Jets and Browns.

### IF YOU HAVEN'T 'HERD'

#### BUSINESS MAN

Bryant has always known that he was meant to be more than an athlete and with that mindset he has found a passion in the business world. It started off when he had some down time, sold his Toyota Tundra, bought a Camry and began driving for Uber.

"I was like, I've got to do something," Bryant said to Cleveland.com, "I was so bored, I'm a big saver, I like saving my money, so I'm going to live off of (what he made driving)."

While driving for Uber, Bryant met a client he told him about the money that could be made in the housekeeping business. It led him to team up with his college roommate at Florida Atlantic, Sharrod Neasman, and the two bought a Merry Maids franchise in Davie, Florida.

"That's the first business I own," he said. "I want to keep growing."

### PERSONAL

Son of Robert and Tina Bryant. His grandfather, Charles Bryant, was an All-American and Hall of Fame member at the University of Nebraska. His father, Robert, was also an All-American at the University of Southern Colorado before signing as a free agent with the NY Giants. Brandin double majored in communications and political science.



# BRANDIN BRYANT

## DEFENSIVE TACKLE

# 90

### BRANDIN BRYANT'S NFL REGULAR SEASON DEFENSIVE STATISTICS

				TACKLES								INTERCEPTIONS					FUMBLES			ST					MISC	
DATE	TEAM	GP	GS	TK	S	A	TFL	YDS	SK	YDS	QBH	NO	YDS	LG	TD	PD	FF	FR	YDS	TK	S	A	FF	FR	S	A
2016	Jets	0	0	0	0	0	0	0	0.0	0.0	0	0	0	0	0	0	0	0	0	0	0	0	0	0	0	0
2017	Jets	0	0	0	0	0	0	0	0.0	0.0	0	0	0	0	0	0	0	0	0	0	0	0	0	0	0	0
2019	Browns	4	0	3	2	1	0	0	0.0	0.0	0	0	0	0	0	0	0	0	0	0	0	0	0	0	0	0
2020	Bills	1	0	1	1	0	0	0	0.0	0.0	0	0	0	0	0	0	0	0	0	0	0	0	0	0	0	0
TOTALS		5	0	4	3	1	0	0	0.0	0.0	0	0	0	0	0	0	0	0	0	0	0	0	0	0	0	0

### BRANDIN BRYANT'S NFL POSTSEASON DEFENSIVE STATISTICS

				TACKLES								INTERCEPTIONS					FUMBLES			ST				MISC		
DATE	TEAM	GP	GS	TK	S	A	TFL	YDS	SK	YDS	QBH	NO	YDS	LG	TD	PD	FF	FR	YDS	TK	S	A	FF	FR	S	A
2020	Bills	0	0	0	0	0	0	0	0.0	0.0	0	0	0	0	0	0	0	0	0	0	0	0	0	0	0	0
TOTALS		0	0	0	0	0	0	0	0.0	0.0	0	0	0	0	0	0	0	0	0	0	0	0	0	0	0	0

## SINGLE-GAME HIGHS: DEFENSIVE

#### Total Tackles

1 vs. New England Patriots, Nov 01, 2020



# VERNON BUTLER

## DEFENSIVE TACKLE

# 94

6-4 330 6<sup>TH</sup> YEAR



JUNE 14, 1994 (AGE 27)



SUMMIT, MS



NORTH PIKE HS



LOUISIANA TECH



FREE AGENT: 2020

## SHOUTOUTS

- Posted four tackles and a forced fumble in his Bills debut at Mia (9/20/20).
- A first round draft pick of the Panthers in 2016 (30th overall), spent his first four NFL seasons in Carolina.
- In 52 career regular season games with Carolina (2016-19), accumulated 77 tackles, 8 sacks, 3 forced fumbles and 2 fumble recoveries.
- Registered career highs in sacks (6) and tackles (32) for the Panthers in 2019.
- Posted a career-high two sacks and two forced fumbles of Jameis Winston in a win at TB (10/13/19).
- As a rookie in 2016, became the second player in Panthers history to record two blocked field goals in the same season. The other player was Julius Peppers, who did it in 2006 and 2007.
- Recorded first career sack in NFL debut at Den. (9/8/16), dropping quarterback Trevor Siemian.
- Played in 48 games (28 starts) at Louisiana Tech with 170 tackles and five sacks.



## FIRST-AND-10

**VERNON BUTLER** joined the Bills in 2020 after signing a two-year contract. A first round draft choice of Carolina in 2016 from Louisiana Tech, Butler posted 18 tackles, including 5 for a loss, and a forced fumble in his first season with the Bills in 2020.

## IF YOU HAVEN'T 'HERD'

### FATHER FIGURE

Butler's father, Vernon Butler Sr. was a shooting guard at Northeastern Louisiana from 1981-83 and helped them make the NCAA tournament in 1982. He played against future NBA Hall of Famers Karl Malone and Joe Dumars, and says his son was a good basketball player, too. But he was better at football.

"When he was in Pee Wee, he was dominating. He was playing D-tackle when he was in the fifth grade," Butler Sr. told Joe Person in an article for the Charlotte Observer. "He was lighting (running backs) up. They'd go the other way."

Vernon Butler Sr. worked 23 years as a technician in a local sawmill and takes his family to church on Sundays.

Butler, Jr. quit his high school football team after his freshman season. He sat out a season until his father had a talk with him. "I said, 'Go back out there and help those boys win a championship,'" Butler Sr. said. "That was his dream. And everything started clicking."

## PERSONAL

Nicknamed Big Vern. Son of Vernon, Sr., and Beverly Butler. Has two sisters, Veronica and Natalie. Has two pitbulls, Bella and Kanan.



# VERNON BUTLER DEFENSIVE TACKLE

# 94

## IF YOU HAVEN'T 'HERD'



### "KEEP PROVING THEM WRONG"

Growing up in a town of less than 2,000 people, Butler knows how fortunate he is to make it from Summit, MS to the National Football League, let alone as a first round draft pick. "Getting here from where I was," was Butler's response to what he had to most overcome to be where he is today. "Whenever I have a chance, I always tell kids back home, 'Don't let anyone tell you that can't do something and keep proving them wrong.'" According to an article on ESPN.com, Summit boasts only a couple of gas stations and a poultry processing plant. Butler and safety Glover Quin (4th round, 2009) are the only two players drafted in the NFL from North Pike High School.

## THE STAMPEDE

### FAVORITE ACTOR:

Denzel Washington

### FAVORITE NFL PLAYER

### GROWING UP:

Ray Lewis

### FAVORITE FOOD:

Burgers. Five Guys is my favorite

### FAVORITE MUSICAL ARTIST:

Lil Wayne

### HIDDEN TALENT:

Playing Call of Duty

### DREAM VACATION SPOT:

Dubai

### FAVORITE MOVIE:

Life

### FAVORITE ICE CREAM

### FLAVOR:

Butter Pecan



## VERNON BUTLER'S NFL REGULAR SEASON DEFENSIVE STATISTICS

				TACKLES								INTERCEPTIONS					FUMBLES			ST				MISC		
DATE	TEAM	GP	GS	TK	S	A	TFL	YDS	SK	YDS	QBH	NO	YDS	LG	TD	PD	FF	FR	YDS	TK	S	A	FF	FR	S	A
2016	Panthers	10	0	13	5	8	2	11	1.5	11.0	4	0	0	0	0	1	0	1	0	0	0	0	0	0	0	0
2017	Panthers	14	0	13	8	5	1	4	0.0	0.0	2	0	0	0	0	1	0	0	0	0	0	0	0	0	0	0
2018	Panthers	14	0	19	6	13	0	0	0.5	4.0	4	0	0	0	0	0	0	1	0	0	0	0	0	0	0	0
2019	Panthers	14	9	32	22	10	7	32	6.0	40.0	8	0	0	0	0	0	3	0	0	0	0	0	0	0	0	0
2020	Bills	14	11	18	9	9	5	9	0.0	0.0	2	0	0	0	0	1	1	0	0	0	0	0	0	0	0	0
TOTALS		66	20	95	50	45	15	56	8.0	55.0	20	0	0	0	0	3	4	2	0	0	0	0	0	0	0	0

## VERNON BUTLER'S NFL POSTSEASON DEFENSIVE STATISTICS

				TACKLES								INTERCEPTIONS					FUMBLES			ST					MISC		
DATE	TEAM	GP	GS	TK	S	A	TFL	YDS	SK	YDS	QBH	NO	YDS	LG	TD	PD	FF	FR	YDS	TK	S	A	FF	FR	S	A	
2017	Panthers	1	0	0	0	0	0	0	0.0	0.0	1	0	0	0	0	0	0	0	0	0	0	0	0	0	0	0	
2020	Bills	3	3	3	2	1	0	0	0.0	0.0	1	0	0	0	0	0	0	0	0	0	0	0	0	0	0	0	
TOTALS		4	3	3	2	1	0	0	0.0	0.0	2	0	0	0	0	0	0	0	0	0	0	0	0	0	0	0	



# GABRIEL DAVIS

## WIDE RECEIVER

# 13

6-2

210

2<sup>ND</sup> YEAR



APRIL 1, 1999 (AGE 22)



SANFORD, FL



SEMINOLE HS



UCF



DRAFT: 2020 (4TH RD)

## SHOUTOUTS

- In his first career playoff game (vs. Ind. 1/9/21) set a playoff franchise record for receiving yards (85) by a rookie WR.
- Had seven touchdown catches on the season, marking the third-most in team history by a Bills rookie. Also became the first Bills rookie WR since David Nelson in 2010 with TD catches in three straight games.
- At Mia. (9/20), tallied his first career touchdown catch on a six yard pass from Josh Allen in the fourth quarter to give the Bills the lead.
- Finished the season with one of his best performances vs. Mia. (1/3/21) catching two passes for 107 yards and a TD.
- Played in 38 games during his time at UCF and caught 152 passes for 2,447 yards and 23 touchdowns. Averaged 16.1 yards per reception for his career.
- Left UCF ranking 10th in receptions (152), seventh in receiving yards (2,447) and second in receiving touchdowns (23).
- Earned first-team All-AAC honors in 2019 after playing in 12 games and catching 72 passes for 1,241 yards and 12 touchdowns.



## FIRST-AND-10

**GABRIEL DAVIS** was drafted by the Bills in the fourth round (128th overall) of the 2020 draft. Davis left UCF after having totaled 23 career receiving touchdowns, a mark that ranks second in school history. He earned first-team All-AAC honors in 2019.

## IF YOU HAVEN'T 'HERD'

### LARRY FITZ

Buffalo Bills: Embedded provided fans with a sneak peak of the Bills draft process and one element of that was Gabriel Davis' Combine interview with the Bills decision makers. Davis revealed in that interview that the wide receiver he has always tried to emulate is long-time NFL veteran and future Hall of Famer Larry Fitzgerald. Davis also notes that having grown up a Packers fan, he enjoyed watching Donald Driver play the wideout position in addition to current NFL receivers Keenan Allen, Michael Thomas and Mike Evans.

## NEW TEAMMATES

Even prior to being drafted by the Bills, Davis was already connecting with fellow rookie Zack Moss. The duo trained together in Southern California leading up to the NFL Draft. "I (woke) up in the morning, get into the weight room and get in a lift and then I get on the field around 11 to noon and just do a lot of agility and speed work," Davis said. "A lot of conditioning and then at night, I like to go catch some balls either in the gym or on the field — all different types of things to be ready to compete at the next level."

## PERSONAL

Son of Alana Davis. Has two siblings and his younger brother, Jordan will be a freshman at UCF in the fall. Majored in interdisciplinary studies at UCF. Enjoys fishing and playing video games in his time away from football.



# GABRIEL DAVIS

## WIDE RECEIVER

# 13

### IF YOU HAVEN'T 'HERD'



### MOMMA KNOWS BEST

Davis doesn't hesitate when asked who his biggest career influence has been: his mother Alana Davis. This Mother's Day he penned a first person letter to her, saying "I will carry so much of you with me as I move to Buffalo. You showed me the importance of always being determined. That's been a part of every step in our journey...Mom, you taught me just because I was a late bloomer didn't mean I couldn't rise to the top. You raised three kids and the odds were stacked against you, but look at us. We are some pretty great kids, if you ask me. You did that."

### THE STAMPEDE

#### FAVORITE MOVIE:

Remember The Titans

#### FIRST JERSEY:

Aaron Rodgers

#### PET PEEVE:

Anyone who makes excuses for not putting in work

#### PETS:

A dog named Ghost

#### DREAM VACATION SPOT:

Bora Bora

#### FAVORITE MUSICAL ARTIST:

Nipsey Hussle



### FOLLOWING THE PATH

UCF has produced its share of talented receivers in recent years, including Davis and Pro Bowl wide receiver Brandon Marshall. The two UCF alumni had the opportunity to connect this offseason to go over film, train and learn. "You have a bright future ahead of you," Marshall told Davis. "I'm excited to watch you, I've been watching you for a couple years. You broke all my records, Mike Sims-Walker's records, Doug Gabriel's records at UCF and I expect you to do the same thing. Carry on that torch, wide receiver university. Come back and bring some other guys with you."

### BUFFALO TRACKS

#### 2020 ROOKIE RECEIVING TD LEADERS

Player	Receiving TDs
1. Chase Claypool, PIT	9
<b>T2. Gabriel Davis, BUF</b>	<b>7</b>
T2. Justin Jefferson, MIN	7
4. Tee Higgins, CIN	6
T5. Three Tied	5

#### 2020 BILLS RECEIVING LEADERS

Player	Receiving Yards
1. Stefon Diggs	1,535
2. Cole Beasley	967
<b>3. Gabriel Davis</b>	<b>599</b>
4. John Brown	458
5. Dawson Knox	288



# GABRIEL DAVIS

## WIDE RECEIVER

# 13

### GABRIEL DAVIS' NFL REGULAR SEASON RUSHING/RECEIVING STATISTICS

				RECEIVING					RUSHING				
DATE	TEAM	GP	GS	NO.	YDS.	AVG.	LG	TD	NO.	YDS.	AVG.	LG	TD
2020	Bills	16	11	35	599	17.1	56t	7	1	0	0.0	0	0
TOTALS		16	11	35	599	17.1	56T	7	1	0	0.0	0	0

### GABRIEL DAVIS' NFL POSTSEASON RUSHING/RECEIVING STATISTICS

				RECEIVING					RUSHING				
DATE	TEAM	GP	GS	NO.	YDS.	AVG.	LG	TD	NO.	YDS.	AVG.	LG	TD
2020	Bills	3	2	4	85	21.3	37	0	0	0	0.0	0	0
TOTALS		3	2	4	85	21.3	37	0	0	0	0.0	0	0

## SINGLE-GAME HIGHS: RUSHING/RECEIVING

**Rush Attempts** 1 at Miami Dolphins, Sep 20, 2020  
**Receptions** 5 at Tennessee Titans, Oct 13, 2020  
**Receiving Yards** 107 vs. Miami Dolphins, Jan 03, 2021  
**Longest Receptions** 56t vs. Miami Dolphins, Jan 03, 2021

**Receiving TDs** 1 vs. Miami Dolphins, Jan 03, 2021  
**All-Purpose Yards** 107 vs. Miami Dolphins, Jan 03, 2021  
**Miscellaneous Tackles** 1 vs. Miami Dolphins, Jan 03, 2021  
**Most TDs** 1 vs. Miami Dolphins, Jan 03, 2021



# DION DAWKINS

## TACKLE

# 73

**6-5** **320** **5<sup>TH</sup> YEAR**

**APRIL 26, 1994 (AGE 27)**



**RAHWAY, NJ**



**RAHWAY HS**



**TEMPLE**



**DRAFT: 2017 (2ND RD)**

## SHOUTOUTS

- Through four NFL seasons, has never missed a game.
- At NE (12/21/19), caught his second career TD.
- Joined Mitch Frerotte as the only Bills offensive lineman to catch two touchdowns in their career.
- Elected a captain by his teammates for the 2019 and 2020 seasons.
- At NYJ (11/11/18), recorded his first career reception and touchdown on a seven yard pass from Matt Barkley.
- Marked the Bills first receiving TD by an OL since Jason Peters in 2005.
- Starting the majority of his rookie season for the Bills at left tackle in 2019. Also started at left tackle in the Bills first playoff game since 1999.
- As a true freshman at Temple in 2013, Dion became one of just four freshman to start at LT for their school.
- Was named 2016 First Team All-AAC (Phil Steele, AAC) during his final season with the Temple Owls.



## FIRST-AND-10

**DION DAWKINS** is in his fourth season with the Bills. Prior to the start of the season, Dawkins signed a four year extension to keep himself in Buffalo through 2024. Dawkins originally was drafted by the team in the second round (63rd overall) out of Temple in 2017. While at Temple, Dawkins dressed for 44 career games, starting 41. Dawkins was named a First Team All-AAC selection in 2016.

## IF YOU HAVEN'T 'HERD'

### SHNOW MAC

"Stir that mac and cheese up, you stir that mac and cheese up, and eventually the mac and cheese is gonna be nice, wet, and juicy."

Dawkins made waves when he dropped this quote about the Bills running game following the team's 17-16 season opening victory over the New York Jets. Dawkins quote went viral and then he capitalized on the opportunity. He now has his own signature dish at Mooney's Bar and Grill in Buffalo: the "Shnow Mac". It's a tribute to Dawkins' nickname, the Shnowman.

All of the proceeds go to the non-profit foundation Rooted in Love. The foundation was founded by Tesha Parker, who uses her late grandmother's house as a place to shelter and provide for the homeless population.

## PERSONAL

Born April 26, 1994 in Rahway, New Jersey, Dion is the son of Eric and Lisa Dawkins. Dion graduated from Temple with a degree in criminal justice.

## GAMES PLAYED/STARTED

2017 (Buf, 16/11), 2018 (Buf, 16/16), 2019 (16/16), 2020 (Buf, 16/16) ... Totals (64/59). Playoffs: 2017 (Buf, 1/1), 2019 (Buf, 1/1), 2020 (Buf, 3/3) ... Totals (5/5)



# DION DAWKINS TACKLE

# 73

## IF YOU HAVEN'T 'HERD'



### THE ORIGINAL SHNOWMAN

Dawkins teamed up with a very special designer for My Cause, My Cleats week in 2018. He invited Jack Frost, a friend of the Bills through Oishei Children's Hospital, to decorate his cleats. What Jack didn't know is that Dawkins and Josh Allen had some big surprises planned. After designing Dawkins' cleats, Allen surprised Jack with a chance to play Madden in the Bills team meeting room. In the meantime, Dawkins was waiting with a pair of Super Bowl tickets that Dawkins gave to Frost for edging out the Bills QB in a tightly contested game.



### RAHWAY-MADE

Fans see Dawkins take the line of scrimmage every Sunday donning the #73, but not many know the story behind it. Dawkins chose his number because fellow Rahway natives Olsen Pierre wore #71 and then Antonio Garay (pictured above) wore #72. In a tribute to his hometown, Dawkins wanted to keep the lineage going and chose #73. Rahway has always been a driving force for Dawkins and one of his proudest moments came as a senior in high school when the mayor of Rahway recognized his service to the city with a formal letter.

## THE STAMPEDE

### DREAM JOB:

Owning a Chick-fil-A

### GAME SHOW HE'D WANT TO BE ON:

Legends of the Hidden Temple

### HOBBIES:

Remote Control Cars

### FIRST SPORTS JERSEY:

Allen Iverson

### NICKNAME:

The Shnowman



### EVENT IN HISTORY HE'D WANT TO BE WITNESS TO:

A Muhammad Ali fight

### FAVORITE MOVIE:

300

### HIDDEN TALENT:

Can do handstands

### PROUDEST ACHIEVEMENT:

Graduating

### ANOTHER SPORT HE'D WANT TO PLAY:

Baseball for the Yankees



### FIRST JOB:

Shoveling snow



# DION DAWKINS TACKLE

# 73

## DION DAWKINS' NFL REGULAR SEASON RECEIVING STATISTICS

				RECEIVING				
DATE	TEAM	GP	GS	NO.	YDS.	AVG.	LG	TD
2017	Bills	16	11	0	0	0.0	0	0
2018	Bills	16	16	1	7	7.0	7t	1
2019	Bills	16	16	1	1	1.0	1t	1
2020	Bills	16	16	0	0	0.0	0	0
TOTALS		64	59	2	8	4.0	7T	2



# JORDAN DEVEY

## OFFENSIVE LINEMAN

# 64

6-7 320 7<sup>TH</sup> YEAR



JANUARY 11, 1988 (AGE 33)



AMERICAN FORK, UT



AMERICAN FORK HS



MEMPHIS



FREE AGENT: 2020

## SHOUTOUTS

- Originally signed with the Ravens as a UDFA in 2013. Spent the 2013 season on the Patriots practice squad and the 2014 season on their active roster. Played for the 49ers in 2015 before joining the Chiefs from 2016-18 and the Raiders in 2019.
- Won Super Bowl XLIX with the Patriots.
- Has started 21-of-45 career games played.
- Started all four games he played in 2019 for the Raiders.
- Played in a career-high 15 games (nine starts) in 2015 for the 49ers.
- In 2014, started four-of-seven games played for New England.
- From 2016-18, played in 17 games (four starts) for the Chiefs.
- Earned an invite to the East-West Shrine game.
- Two-year starter at the University of Memphis who played every snap (1,558) of his career in 24 games.



## FIRST-AND-10

**JORDAN DEVEY** joined the Bills practice squad after spending time with the Raiders in 2019. Originally entered the NFL as a UDFA with Baltimore in 2013 and has also played for the Patriots, 49ers and Chiefs.

## IF YOU HAVEN'T 'HERD'

### ON A MISSION

Because of a knee condition Devey developed in junior high, he was told to put football on hold as he continued to grow. It wasn't until he went on a mission where he decided to give football another shot.

According to Thechurchnews.com, "I ended up growing another two inches on my mission in Costa Rica," he said. Topping off at 6-foot-7-inches, he was drawn back to the sport.

A couple of his missionary companions had been first-rate high school football players. "And they would tell me, 'Man, you're too big not to play.' I still had a little fire to play football — and the things they told me only added to that fire." But his focus was sharing the gospel. His towering stature and affable nature made it easy to connect with people. "I absolutely loved my mission. I was fortunate to serve in some of the most beautiful parts of the country and meet so many beautiful people. It was an awesome time for me."

## PERSONAL

Married to Linsey, the couple has two kids — son Cash and daughter, MJ. Was an avid tuba player growing up.

## GAMES PLAYED/STARTED

2013 (NE, 0/0), 2014 (NE, 7/4), 2015 (SF, 15/9), 2016 (KC, 1/1), 2017 (KC, 10/1), 2018 (KC, 7/2), 2019 (OAK, 4/4), 2020 (BUF, 1/0) ... Totals (45/21). Playoffs: 2017 (KC, 1/0) ... Totals (1/0)



# STEFON DIGGS

## WIDE RECEIVER

# 14

6-0

191

7<sup>TH</sup> YEAR



NOVEMBER 29, 1993 (AGE 27)



GAITHERSBURG, MD



OUR LADY OF GOOD COUNSEL



MARYLAND



TRADE: 2020 (MIN)

### SHOUTOUTS

- Named a first-team All Pro and Pro Bowler in 2020.
- Became the first player in team history to lead the NFL in catches (127) & yards (1,535) in 2020. Both marks rank as franchise single season records and career-highs.
- Had nine 100-yard games in 2020, marking the most in team history in a single season (regular + postseason).
- In Week 16 at New England (12/28/20), caught nine passes for 145 yards and three touchdowns. The performance culminated in him being named AFC Offensive Player of the Week, making him the first Bills WR to earn the honor since Andre Reed in 1994.
- Recorded a career-high eight receptions of 40 yards or longer in 2019, which was tied for most in the NFL. Diggs (94 targets) was also one of three players in 2019 to surpass 1,000 yards on less than 100 targets.
- In the 2017 playoffs vs. NO (1/14/18), caught a 61-yard touchdown pass as time expired to win the game for the Vikings. The TD has since been dubbed the 'Minnesota Miracle' and marked the first time a playoff game has ended on a TD on the final play.



### FIRST-AND-10

**STEFON DIGGS** was acquired by the Bills via a trade with the Vikings in March of 2020. Diggs played the first five seasons of his NFL career with the Vikings after being selected by the team in the fifth round of the 2015 draft.

### IF YOU HAVEN'T 'HERD'

#### THE PROVIDER

Diggs was just 14-years-old when his father, Aron, passed away from congestive heart failure. Ever since then, Diggs has dedicated himself to making his late father proud and providing for his family.

Upon signing a contract extension in 2018 Diggs reminisced "(My dad) just told me, 'Look after your brothers. Look after your mom. Look after your family,'" Diggs said. "That meant a lot to me. With this day coming forward, it just came full circle...I'm happy that I can look at my mom and tell her everything's gonna be OK."

Stefon's younger brother, Trevon, told The Athletic that Stefon instantly stepped up to provide for their family. "My mom being a single mother at the time, she was always working," Trevon said. "So it was just me and Stefon and my brothers and my sister. Stefon always turned to us and made sure we were all OK. He did a good job of that."

Even with all he has already achieved, Diggs still lets his dad serve as a constant reminder of what he is still working for, having 'RIP DAD' tattooed on his right wrist.

### PERSONAL

The son of Stephanie and the late Aron Diggs. His younger brothers, Trevon Diggs (Alabama) and Mar'Sean Diggs (a UAB graduate) both played college football. Majored in American studies at Maryland.



# STEFON DIGGS

## WIDE RECEIVER

# 14

### IF YOU HAVEN'T 'HERD'



### JUMPMAN, JUMPMAN, JUMPMAN

Diggs' accomplishments on the field speak for themselves, but in the 2021 offseason he added a substantial accomplishment off the field as he joined the Jordan Brand family. "It's a little bit unreal, coming from where I come from — where people have been lining up for Jordans or camping out for them overnight. I remember camping out for some Vlls. I even did it myself when I was younger. This is both unreal and surreal, to be part of a successful brand that everybody knows and respects. Jordan Brand has an elite group of athletes. Everyone plays at a high level. I'll never forget the moment I got the call. I've been trying to join the Brand for a year or so, and I was really looking forward to it," said Diggs.

### BUFFALO TRACKS

#### BILLS ALL-TIME SINGLE SEASON RECEIVING

	Player	Season	Receiving Yards
1.	Stefon Diggs	2020	1,535
2.	Eric Moulds	1998	1,368
3.	Eric Moulds	2000	1,326
4.	Andre Reed	1989	1,312
5.	Andre Reed	1994	1,303

#### 2020 NFL RECEIVING YARDS LEADERS

	Player	Receiving Yards
1.	Stefon Diggs, BUF	1,535
2.	Travis Kelce, KC	1,416
3.	DeAndre Hopkins, ARZ	1,407
4.	Justin Jefferson, MIN	1,400
T5.	Davante Adams, GB	1,374
T5.	Calvin Ridley, ATL	1,374

#### 2020 NFL RECEPTIONS LEADERS

	Player	Receptions
1.	Stefon Diggs, BUF	127
T2.	DeAndre Hopkins, ARZ	115
T2.	Davante Adams, GB	115
4.	Darren Walker, LVR	107
5.	Travis Kelce, KC	105

### STEFON DIGGS' NFL REGULAR SEASON RUSHING/RECEIVING STATISTICS

DATE	TEAM	GP	GS	RECEIVING					RUSHING				
				NO.	YDS.	AVG.	LG	TD	NO.	YDS.	AVG.	LG	TD
2015	Vikings	13	9	52	720	13.8	40f	4	3	13	4.3	10	0
2016	Vikings	13	11	84	903	10.8	46	3	3	10	3.3	12	0
2017	Vikings	14	14	64	849	13.3	59f	8	8	13	1.6	9	0
2018	Vikings	15	14	102	1,021	10.0	75f	9	10	62	6.2	20	0
2019	Vikings	15	15	63	1,130	17.9	66	6	5	61	12.2	27	0
2020	Bills	16	15	127	1,535	12.1	55	8	1	1	1.0	1	0
TOTALS		86	78	492	6,158	12.5	75f	38	30	160	5.3	27	0



# STEFON DIGGS

## WIDE RECEIVER

# 14

### STEFON DIGGS' NFL POSTSEASON RUSHING/RECEIVING STATISTICS

DATE	TEAM	GP	GS	RECEIVING					RUSHING				
				NO.	YDS.	AVG.	LG	TD	NO.	YDS.	AVG.	LG	TD
2015	Vikings	1	1	4	26	6.5	9	0	1	6	6.0	6	0
2017	Vikings	2	2	14	207	14.8	61†	1	0	0	0.0	0	0
2019	Vikings	2	2	4	76	19.0	41†	1	2	8	4.0	6	0
2020	Bills	3	2	20	311	15.6	36	2	0	0	0.0	0	0
TOTALS		8	7	42	620	14.8	61†	4	3	14	4.7	6	0

### SINGLE-GAME HIGHS: RUSHING/RECEIVING

**Rush Attempts** 2 vs. Philadelphia Eagles, Oct 13, 2019  
**Rushing Yards** 27 at Seattle Seahawks, Dec 02, 2019  
**Longest Runs** 27 at Seattle Seahawks, Dec 02, 2019  
**Receptions** 13 at Chicago Bears, Nov 18, 2018  
**Receiving Yards** 182 vs. Green Bay Packers, Sep 18, 2016  
**Longest Receptions** 75† at Green Bay Packers, Sep 16, 2018  
**Receiving TDs** 3 at New England Patriots, Dec 28, 2020  
**All-Purpose Yards** 185 vs. Philadelphia Eagles, Oct 13, 2019  
**Kickoff Returns** 1 vs. Chicago Bears, Dec 20, 2015

**Kickoff Return Yards** 22 vs. Chicago Bears, Dec 20, 2015  
**Longest Kickoff Return** 22 vs. Chicago Bears, Dec 20, 2015  
**Fair Catches** 1 at Washington, Nov 13, 2016  
**Punt Return Yards** 29 vs. Detroit Lions, Nov 06, 2016  
**Longest Punt Return** 19 vs. Detroit Lions, Nov 06, 2016  
**Punt Returns** 3 vs. Detroit Lions, Nov 06, 2016  
**Miscellaneous Tackles** 1 vs. Los Angeles Chargers, Nov 29, 2020  
**Most TDs** 3 at New England Patriots, Dec 28, 2020



# TYREL DODSON

## LINEBACKER

# 53

6-0 237 2<sup>ND</sup> YEAR



JUNE 25, 1998 (AGE 23)



FRANKLIN, TN



CENTENNIAL HS



TEXAS A&M



UDFA: 2019

### SHOUTOUTS

- Posted 20 tackles, 2 for a loss, a sack and 2 passes defended in 10 games for the Bills in 2020.
- Posted seven tackles in a start at Ten. (10/13/20).
- In first NFL start at Mia. (9/20/20), totaled seven tackles, one tackle for loss, two passes defended and a special teams tackle.
- In his first career game and second snap on defense, recorded his first NFL sack when he took down Jets QB Sam Darnold (9/13/20).
- Became the 8th Bills player to record a sack in a NFL debut and the first to do so since Tremaine Edmunds (9/9/18).
- Finished his three-year career at Texas A&M (2016-18) with 201 total tackles, 6 sacks, 4 interceptions, 11 passes defended and 2 fumble recoveries
- In his final game in the Gator Bowl vs. NC State (12/31/18), posted 9 tackles and returned an interception 78 yards for a TD in a 52-13 win.
- Posted a team-leading 105 tackles along with 5.5 sacks and 3 interceptions for the Aggies in 2017.
- Notched a career-high 16 tackles vs. Alabama (10/7/17).



### FIRST-AND-10

**TYREL DODSON** is in his third season in Buffalo after being signed as an undrafted free agent following the 2019 draft. He has seen action as a reserve linebacker and special teamer for the Bills.

### IF YOU HAVEN'T 'HERD'

#### TYREL'S BEST BUDDY

While participating in the Best Buddies program in high school, Dodson became close with William Gawlas, who is a student with Down Syndrome.

Gawlas, who Tyrel considers his best friend, participates in the Williamson County (TN) Special Olympics. Dodson was more than happy to change roles and support William's on-field competition.

"It means so much to me to have William as my best buddy," Dodson told the Williamson Herald. "He's my brother. He's always watching me and cheering for me, so it was special to be here [at the Special Olympics] and see him shine today. He might have different circumstances than me, but he's still in the same life. He's still as happy as me and that's what makes me wake up every morning and be grateful for my life."

### PERSONAL

Son of Angela Sparkman. Has an older brother, Tyrin Sparkman. Enjoys playing video games and cooking, especially breakfast foods. Competed in football and basketball in high school. Held a football camp at his high school in the summer of 2021. Majored in business management.



# TYREL DODSON

## LINEBACKER

# 53

### IF YOU HAVEN'T 'HERD'



#### "MY NUMBER ONE FAN"

When asked who is hero is, Dodson's is quick to talk about his mother, Angela Sparkman. "Growing up, she was my mother and my father," recalled Dodson. "She worked multiple jobs and she always provided for me and my brother. She had such a positive impact on me. I knew we didn't have a lot, but she always made sure we had what we needed. She is my number one fan and my biggest critic. [laughing] According to her, I have NEVER had a good football game!"

### THE STAMPEDE

#### FAVORITE MUSICIAN:

Drake

#### NICKNAME:

T Dot

#### FAVORITE MOVIE:


Gridiron Gang

#### TOP OF BUCKET LIST:

Skydiving

#### A SKILL YOU WOULD LIKE TO LEARN:

Jiu-Jitsu



#### FAVORITE FOOD:

Pesto salmon, sushi

#### DREAM VACATION SPOT:

Greece

#### FAVORITE TV SHOW:

The Baker and the Beauty

### TYREL DODSON'S NFL REGULAR SEASON DEFENSIVE STATISTICS

				TACKLES								INTERCEPTIONS					FUMBLES			ST				MISC		
DATE	TEAM	GP	GS	TK	S	A	TFL	YDS	SK	YDS	QBH	NO	YDS	LG	TD	PD	FF	FR	YDS	TK	S	A	FF	FR	S	A
2019	Bills	0	0	0	0	0	0	0	0.0	0.0	0	0	0	0	0	0	0	0	0	0	0	0	0	0	0	0
2020	Bills	10	2	20	11	9	2	6	1.0	5.0	0	0	0	0	0	2	0	0	0	2	2	0	0	0	0	0
TOTALS		10	2	20	11	9	2	6	1.0	5.0	0	0	0	0	0	2	0	0	0	2	2	0	0	0	0	0

### SINGLE-GAME HIGHS: DEFENSIVE

**Total Tackles** 7 at Tennessee Titans, Oct 13, 2020  
**Sacks** 1.0 vs. New York Jets, Sep 13, 2020  
**Passes Defensed** 2 at Miami Dolphins, Sep 20, 2020

**Tackles For Loss** 1 at Miami Dolphins, Sep 20, 2020  
**Special Teams Tackles** 1 at New England Patriots, Dec 28, 2020



# TYREL DODSON

## LINEBACKER

# 53

### 2020 GAME-BY-GAME REGULAR-SEASON STATISTICS (BILLS)

			TACKLES								INTERCEPTIONS					FUMBLES			ST				MISC				
DATE	OPP	P/S	TK	S	A	SK	YDS	TFL	YDS	QBH	NO	YDS	LG	TD	PD	FF	FR	YDS	TK	S	A	FF	FR	S	A	W/L	SCORE
09/13	Jets	P	4	1	3	1.0	5.0	1	5	0	0	0	0	0	0	0	0	0	0	0	0	0	0	0	0	W	27-17
09/20	at Dolphins	S	7	5	2	0.0	0.0	1	1	0	0	0	0	0	2	0	0	0	1	1	0	0	0	0	0	W	31-28
09/27	Rams	P	0	0	0	0.0	0.0	0	0	0	0	0	0	0	0	0	0	0	0	0	0	0	0	0	0	W	35-32
10/04	at Raiders	P	2	0	2	0.0	0.0	0	0	0	0	0	0	0	0	0	0	0	0	0	0	0	0	0	0	W	30-23
10/13	at Titans	S	7	5	2	0.0	0.0	0	0	0	0	0	0	0	0	0	0	0	0	0	0	0	0	0	0	L	16-42
10/19	Chiefs	P	0	0	0	0.0	0.0	0	0	0	0	0	0	0	0	0	0	0	0	0	0	0	0	0	0	L	17-26
10/25	at Jets		DID NOT PLAY																						W	18-10	
11/01	Patriots		DID NOT PLAY																						W	24-21	
11/08	Seahawks		DID NOT PLAY																						W	44-34	
11/15	at Cardinals		DID NOT PLAY																						L	30-32	
11/29	Chargers		DID NOT PLAY																						W	27-17	
12/07	at 49ers		DID NOT PLAY																						W	34-24	
12/13	Steelers	P	0	0	0	0.0	0.0	0	0	0	0	0	0	0	0	0	0	0	0	0	0	0	0	0	0	W	26-15
12/19	at Broncos	P	0	0	0	0.0	0.0	0	0	0	0	0	0	0	0	0	0	0	0	0	0	0	0	0	0	W	48-19
12/28	at Patriots	P	0	0	0	0.0	0.0	0	0	0	0	0	0	0	0	0	0	0	1	1	0	0	0	0	0	W	38-9
01/03	Dolphins	P	0	0	0	0.0	0.0	0	0	0	0	0	0	0	0	0	0	0	0	0	0	0	0	0	0	W	56-26
2020 TOTALS			10-2	20	11	9	1.0	5.0	2	6	0	0	0	0	2	0	0	0	2	2	0	0	0	0	0	13-3	

### 2019 GAME-BY-GAME REGULAR-SEASON STATISTICS (BILLS)

			TACKLES								INTERCEPTIONS					FUMBLES			ST				MISC					
DATE	OPP	P/S	TK	S	A	SK	YDS	TFL	YDS	QBH	NO	YDS	LG	TD	PD	FF	FR	YDS	TK	S	A	FF	FR	S	A	W/L	SCORE	
09/08	at Jets		DID NOT PLAY																						W	17-16		
2019 TOTALS			0	0	0	0.0	0.0	0	0	0	0	0	0	0	0	0	0	0	0	0	0	0	0	0	0	0	1-0	

### 2020 GAME-BY-GAME POSTSEASON STATISTICS (BILLS)

			TACKLES										INTERCEPTIONS					FUMBLES			ST					MISC			
DATE	OPP	P/S	TK	S	A	SK	YDS	TFL	YDS	QBH	NO	YDS	LG	TD	PD	FF	FR	YDS	TK	S	A	FF	FR	S	A	W/L	SCORE		
01/09	Colts		INACTIVE																				W	27-24					
01/16	Ravens		INACTIVE																				W	17-3					
01/24	at Chiefs		INACTIVE																				L	24-38					
2020 TOTALS			0	0	0	0.0	0.0	0	0	0	0	0	0	0	0	0	0	0	0	0	0	0	0	0	0	0	2-1		



# JAMIL DOUGLAS

## OFFENSIVE LINEMAN

# 77

**6-4** **309** **4<sup>TH</sup> YEAR**



**FEBRUARY 28, 1992 (AGE 29)**



**CYPRESS, CA**



**CYPRESS HS**



**ARIZONA STATE**



**FREE AGENT: 2021**

### SHOUTOUTS

- Has played in 46 career games, with 11 starts, since entering the NFL in 2015 as a fourth round pick of the Miami Dolphins.
- Has played in four career playoff games (1 in 2020 and 3 in 2019).
- Was a member of the New England Patriots practice squad when the team won Super Bowl LI.
- Played in 14 games during the 2020 season with Tennessee.
- In 2019, appeared in 15 games for the Titans and made four starts at right guard and one start at center. Made his postseason debut and saw action in all three playoff contests.
- As a rookie in 2015 with the Miami Dolphins, played in all 16 games and made a career-high six starts with four at right guard and two at center.
- In four seasons at Arizona State (2011-14), Douglas appeared in 53 games and made 40 consecutive starts. A three-year starter, Douglas made 27 starts at guard and 13 at tackle.
- As a senior for the Sun Devils (2014), started all 13 games at left tackle after switching over from guard. Earned All-Pac-12 First Team recognition.



### FIRST-AND-10

**JAMIL DOUGLAS** joins the Bills after spending the past two seasons with the Titans (2019-20). Douglas originally entered the NFL as a fourth round pick in 2015 with the Dolphins. Douglas has also spent time with the Patriots, Falcons and Colts.

### IF YOU HAVEN'T 'HERD'

#### DETERMINED TO MAKE IT

Douglas has come a long way and carved out a successful NFL career, but he almost threw away his shot when he was a freshman at Arizona State.

He was the lookout as one of his teammates stole items from a dorm room and they got caught. Douglas used that moment to realize he needed to get on the straight and narrow.

Back in 2014, Douglas told Tucson.com, "Guys know my history, they know my past and they're not scared to ask me about it. I'm comfortable enough now, so far past it, that I've put it behind me, and I can be an example. I say, 'Don't make these decisions, but if you do, there's always a way to move forward.'"

#### MY CAUSE, MY CLEATS

This past season, Douglas was one of 10 players across the NFL that supported the RISE Foundation during the NFL's My Cause, My Cleats initiative. Douglas sought to bring awareness to the social injustice in America.

### PERSONAL

First name is pronounced Juh-MILL. Played tight end and halfback in high school. Caught three passes for 79 yards and a touchdown as a senior. Graduated from Arizona State with a degree in criminal justice.



# TOMMY DOYLE TACKLE

# 72

6-8 320 ROOKIE



MAY 6, 1998 (AGE 23)



EDINA, MN



EDINA HS



MIAMI (OH)



DRAFT: 2021 (5<sup>TH</sup> RD)

## SHOUTOUTS

- Appeared in 32 career games during his time at Miami (OH).
- Played in and started all three games that the Redhawks played in a COVID-19 shortened season as a redshirt senior in 2020. Earned first team All-MAC honors for his play.
- Started all 13 games at left tackle in 2019 and was named first team All-MAC. Was also named one of the team's Offensive Power Players of the Year and earned Academic All-MAC honors. Was a leader on an offensive line that allowed just two sacks per game.
- Played in and started 10 games at right tackle for Miami (OH) in 2018 and helped the Redhawks rush for 159.8 yards per game. As a unit, the O-Line allowed 20 sacks over the season.
- Played in five games with four starts in 2017 before missing time with a foot injury.
- Redshirted the 2016 season.
- Played hockey and football while in high school in Minnesota. Led his team in sacks in as a senior as he starred on both sides of the ball for Edina High School.



## FIRST-AND-10

**TOMMY DOYLE** was drafted by the Bills in the fifth round (161st overall) of the 2021 draft. Prior to joining the Bills, he played at Miami (OH) from 2016-20. Doyle is the second Bill drafted out of Miami (OH), joining TE Bob Jencks in 1963.

## IF YOU HAVEN'T 'HERD'

### FROM HOCKEY TO FOOTBALL

Growing up in Edina, Minnesota, Doyle had no choice but to lace up the skates and play hockey in a town that is obsessed with the sport.

"Hockey was the No. 1 thing for me," Doyle said to WCPO. "Seems like the first thing you learn how to do (in Edina) is skate."

Despite that initial pull to the sport, Doyle's size made it undeniable that he had to give football a shot. He stopped playing hockey in his sophomore year of high school and started dominating on the defensive side of the ball.

He wanted to play defensive end at the next level, but he was told that he was too slow off the ball. He had to make the switch to the offensive side of the ball and it wasn't an easy process.

"The transition was hard. Switching positions was difficult at first. You can be more reckless on the defensive line, just play hard with your head down with some technique and you can still make plays. Offensive line is a lot of fundamentals, technique, more of a mental game. Had to stay balanced."

## PERSONAL

The son of Tom Doyle and Krista Nevelle. Tom played football and Krista played volleyball at the University of Minnesota. Graduated with a degree in marketing at Miami (OH).



# TOMMY DOYLE TACKLE

# 72

## IF YOU HAVEN'T 'HERD'



### CHIP ON HIS SHOULDER

Once Doyle had made the switch to football, he had dreams of ending up with a Big Ten school. His main hopes were Wisconsin or the University of Minnesota, where his dad had played baseball and his mom had played volleyball.

"They didn't give me the time of day," Doyle said to The Athletic. Instead he ended up at Miami (OH) and used the neglect from the Big Ten schools as motivation as he became an All-MAC honoree and earned his selection in the NFL Draft.

## THE STAMPEDE

### FAVORITE ACTOR:

Will Ferrell

### PRE-GAME RITUAL:

Puts everything on the right side first

### FAVORITE MUSICAL ARTIST:

Eric Church

### FAVORITE FOOD:

Sushi

### FIRST JOB GROWING UP:

Mowing lawns

### SKILL HE WANTS TO LEARN:

Surfing

### FAVORITE ICE CREAM

#### FLAVOR:

Vanilla & Chocolate Twist

### DREAM VACATION SPOT:

Hawaii or Ireland





# TREMAINE EDMUNDS

## LINEBACKER

# 49

**6-5** **250** **4TH YEAR**



**MAY 2, 1998 (AGE 23)**



**RINGGOLD, VA**



**DAN RIVER HS**



**VIRGINIA TECH**



**DRAFT: 2018 (1ST RD)**

### SHOUTOUTS

- Became the first player in NFL history with two seasons of 100+ tackles by the age of 21.
- Named to the 2020 and 2021 Pro Bowl.
- Logged 100+ tackles in each of his three seasons with the Bills, becoming the first Bill with a 3-season streak of 100+ tackles since Preston Brown's 4-season streak from 2014-17.
- Is one of only two players in NFL history (Luke Kuechly) to record 300+ career tackles before 23.
- Finished his rookie season in 2018 as the only NFL player with 120+ tackles, 12+ passes defended, 2+ sacks, 2+ INTs and 2+ forced fumbles.
- Earned NFL Defensive Rookie of the Month honors for December 2018.
- In season finale vs. Mia (12/30/18), posted a career-high 12 tackles along with a sack and INT of Ryan Tannehill.
- Became the youngest player (20 years, 7 months, 7 days) to intercept a pass in NFL history vs. NYJ (12/9/18).
- Joined his brothers, Steelers S Terrell and RB Trey, as the first trio of brothers to play in the same game since 1927 on 12/15/19.



### FIRST-AND-10

**TREMAINE EDMUNDS** was the Bills second of two first round draft picks in 2018. Buffalo traded up six spots in the first round to select Edmunds, who joined his brother, Terrell (27th pick by Pittsburgh), in becoming the first brothers in NFL history to be selected in the first round of the same draft.

### IF YOU HAVEN'T 'HERD'

#### FOOTBALL FAMILY

Edmunds is no stranger to what it takes to play in the NFL. His father, Ferrell Edmunds, was a two-time Pro Bowl tight end with Miami and Seattle. His oldest brother, Trey, is a RB for Pittsburgh and middle brother, Terrell, was drafted by Pittsburgh in 2018. The three brothers were teammates at Virginia Tech in 2016.

Despite being the youngest of the family, Tremaine has worked his way out of the shadows of his older brothers and father, becoming a leader on the Bills' defense.

The brothers all faced off in week 15 of the 2019 season as the Bills defeated the Steelers.

"It's kind of hard to put into words, because it's been a lifelong dream of ours, being on this stage, playing in prime time, playing against my brothers, I mean what more can you ask for?" Edmunds said. "What more can we ask for as a family?"

### PERSONAL

The son of Felicia and Ferrell Edmunds. Studied communications at Virginia Tech. Growing up in a household with several foster children, he would one day like to support charitable causes in that realm.



# TREMAINE EDMUNDS

## LINEBACKER

# 49

### IF YOU HAVEN'T 'HERD'



### LEADING THE MEETING ROOM

Midway through the 2018 season, veteran DT Kyle Williams decided to hand the reigns of his players-only defensive meetings to Edmunds, as the future leader of the defense. In the meetings, Edmunds breaks down plays and communicates where the group can improve.

"The guy that's in that position, in a perfect world, is kind of your bell cow," Williams said of Edmunds. "He's communicating the ins and outs of the defense to everybody around. He's the

### 3 E BOYZ

The Edmunds family is very passionate about giving back to their hometown of Dan River, Virginia. Tremaine and his brothers started their own foundation, My Brother's Keeper, with the purpose of helping those in need in their community.

When the COVID-19 pandemic hit, the Edmunds were quick to act in their hometown of Danville, Virginia. The family distributed nearly 1,000 lunches to their community members in need in March 2020.

### THE STAMPEDE

#### PREGAME RITUAL:

Pray and listen to music

#### FIRST SPORTS JERSEY:

Ferrell Edmunds

#### FAVORITE OLYMPIC SPORT:

Track and Field

#### NICKNAMES:

Maine

#### BIGGEST OBSTACLE:

Playing in the shadow of his family

#### FAVORITE MOVIE:

Friday Night Lights



#### FAVORITE BOOK:

Mamba Mentality

#### HIDDEN TALENT:

Can draw

#### BUCKET LIST ITEM:

Travel the world

#### HOBBY:


Enjoys cooking

#### FAVORITE BUFFALO RESTAURANT:

Phat Catz

#### FAVORITE TV SHOW:

Martin





# TREMAINE EDMUNDS

## LINEBACKER

# 49

### TREMAINE EDMUNDS' NFL REGULAR SEASON DEFENSIVE STATISTICS

DATE	TEAM	GP	GS	TACKLES								INTERCEPTIONS					FUMBLES			ST				
				TK	S	A	TFL	YDS	SK	YDS	QBH	NO	YDS	LG	TD	PD	FF	FR	YDS	TK	S	A	FF	FR
2018	Bills	15	15	121	80	41	5	16	2.0	4.0	7	2	19	17	0	12	2	0	0	0	0	0	0	0
2019	Bills	16	16	115	66	49	10	25	1.5	11.5	4	1	0	0	0	9	0	0	0	0	0	0	0	0
2020	Bills	16	16	119	77	42	4	14	2.0	11.0	3	0	0	0	0	3	0	0	0	0	0	0	0	0
TOTALS		47	47	355	223	132	19	55	5.5	26.5	14	3	19	17	0	24	2	0	0	0	0	0	0	0

### TREMAINE EDMUNDS' NFL POSTSEASON DEFENSIVE STATISTICS

DATE	TEAM	GP	GS	TACKLES								INTERCEPTIONS					FUMBLES			ST				
				TK	S	A	TFL	YDS	SK	YDS	QBH	NO	YDS	LG	TD	PD	FF	FR	YDS	TK	S	A	FF	FR
2019	Bills	1	1	12	8	4	1	7	1.0	7.0	2	0	0	0	0	0	0	1	0	0	0	0	0	0
2020	Bills	3	3	25	14	11	0	0	0.0	0.0	2	0	0	0	0	3	0	0	0	0	0	0	0	0
TOTALS		4	4	37	22	15	1	7	1.0	7.0	4	0	0	0	0	3	0	1	0	0	0	0	0	0

## SINGLE-GAME HIGHS: DEFENSIVE

**Total Tackles** 13 at Las Vegas Raiders, Oct 04, 2020  
**Sacks** 1.0 vs. Miami Dolphins, Jan 03, 2021  
**Passes Defensed** 2 at Tennessee Titans, Oct 06, 2019  
**Forced Fumbles** 1 vs. Tennessee Titans, Oct 07, 2018

**Tackles For Loss** 2 vs. Seattle Seahawks, Nov 08, 2020  
**Interceptions** 1 vs. Baltimore Ravens, Dec 08, 2019  
**Interception Return Yards** 17 vs. Miami Dolphins, Dec 30, 2018  
**Safeties** 1 at Cleveland Browns, Nov 10, 2019



# A.J. EPENESA

## DEFENSIVE END

# 57

**6-6** **260** **2<sup>ND</sup> YEAR**



**SEPTEMBER 15, 1998 (AGE 22)**



**EDWARDSVILLE, IL**



**EDWARDSVILLE HS**



**IOWA**



**DRAFT: 2020 (2<sup>ND</sup> RD)**

## SHOUTOUTS

- Posted the first sack of his NFL career vs. the Rams Jared Goff (9/27/20).
- A 3-year starter at Iowa, tallied 26.5 sacks, 8 forced fumbles and 8 passes defended, along with 101 tackles.
- Named first-team All-Big Ten in 2018 and 2019 after earning freshman All-Big Ten honors in 2017.
- Recorded 11.5 sacks, 14.5 tackles for loss and 4 forced fumbles in 2019 to earn 2nd-team All-America honors from the Associated Press.
- Twice posted 2.5 sacks (vs. USC in Holiday Bowl, 12/27/19 and vs. Minnesota, 11/16/19), a career high.
- Packed the stat sheet in 2018 by leading the team in tackles for loss (16.5) and sacks (10.5) while recording 37 tackles, 4 passes defended, 88 QB pressures, 4 forced fumbles and a blocked punt.
- Had 8 tackles, a strip sack that he returned for a 19-yard TD, and a blocked punt at Illinois (11/17/18).
- Recorded 15 tackles, 4.5 sacks and one forced fumble as a freshman in 2017.
- Notched first career college sack in his first career game vs. Wyoming's Josh Allen (9/2/17).



## FIRST-AND-10

**A.J. EPENESA** (EPP-uh-NESS-uh) is in his 2nd season in Buffalo after being selected by the Bills in the 2nd round (54th overall) in 2020.

## IF YOU HAVEN'T 'HERD'

### HOOP STAR

A three-sport star growing up, Epenesa played on the St. Louis Eagles AAU basketball team that featured Celtics star Jayson Tatum and former Iowa star Tyler Cook. "His athleticism is freaky," Cook told *The Athletic*. "When I was in eighth grade, I promise you A.J. was better than I was. I'm not going to lie about that at all. A freak athlete, man. People don't know how skilled of a basketball player he was, too. He could shoot it, put it on the deck... I talk to him about it every time I see him."

### IT CAN ONLY BE JARED

According to a story by *The Athletic*, A.J. Epenesa's middle name, Jared, came from his father's best friend in college. Former DT Jared DeVries used to lend his car in college to Eppy Epenesa, so he could drive 50 miles to see his fiancée (now wife) Stephanie and their newborn daughter, Samantha. "Naming him after Jared has to do with my friendship with Jared, which will stick for life," Eppy said. "I'm glad I did that. It's a blessing just to have Jared as my friend."

## PERSONAL

Full name: Andrew Jared Epenesa. Is the son of Stephanie and Espensa "Eppy" Epenesa. His father, a native of American Samoa, played DT at Iowa. Has a sister, Samantha, and two brothers, Eric, an outside linebacker at Iowa, and Iose. Majored in communications. Fan of the St. Louis Cardinals. Played football, basketball and track in high school, scoring over 1,000 points in basketball and earning All-America honors as a discus thrower.



# A.J. EPEUSA

## DEFENSIVE END

# 57

### IF YOU HAVEN'T 'HERD'



### AIGA MEANS FAMILY IN SAMOA

Epenesa's twitter bio contains the flag of American Samoa. His Instagram account is @supersamoan94. The roots run much deeper. His father, Eppy, grew up in Pago Pago, Samoa and that lineage is ingrained in his life. Because of that, family is first for the Epenesas and A.J. is tattooed with birds, tortoise shells, fish, and leaves, all symbols of the Samoan culture. "I didn't have much exposure to Samoa growing up in Illinois," A.J. said. "But my dad tried his best to put his culture into our lives so that I can really embrace it and take pride in it, which I do."

### THE STAMPEDE

#### FAVORITE TV SHOW:

Game of Thrones

#### FIRST JOB:

Worked in the garage of a tire shop

#### BIGGEST PET PEEVE:

People who don't wave back

#### FAVORITE FOOD:

Steak

#### FAVORITE MOVIE:

Dark Knight

#### HIDDEN TALENT:

Plays the ukulele

#### FAVORITE CEREAL AS A KID:

Cap'n Crunch

#### DREAM VACATION SPOT:

Tokyo, Japan



### A.J. EPEUSA'S NFL REGULAR SEASON DEFENSIVE STATISTICS

				TACKLES								INTERCEPTIONS					FUMBLES			ST				MISC		
DATE	TEAM	GP	GS	TK	S	A	TFL	YDS	SK	YDS	QBH	NO	YDS	LG	TD	PD	FF	FR	YDS	TK	S	A	FF	FR	S	A
2020	Bills	14	1	14	11	3	3	6	1.0	2.0	4	0	0	0	0	1	0	0	0	0	0	0	0	0	0	0
TOTALS		14	1	14	11	3	3	6	1.0	2.0	4	0	0	0	0	1	0	0	0	0	0	0	0	0	0	0

### A.J. EPEUSA'S NFL POSTSEASON DEFENSIVE STATISTICS

				TACKLES								INTERCEPTIONS					FUMBLES			ST					MISC		
DATE	TEAM	GP	GS	TK	S	A	TFL	YDS	SK	YDS	QBH	NO	YDS	LG	TD	PD	FF	FR	YDS	TK	S	A	FF	FR	S	A	
2020	Bills	3	0	3	3	0	0	0	0.0	0.0	1	0	0	0	0	1	0	0	0	0	0	0	0	0	0	0	
TOTALS		3	0	3	3	0	0	0	0.0	0.0	1	0	0	0	0	1	0	0	0	0	0	0	0	0	0	0	

### SINGLE-GAME HIGHS: DEFENSIVE

**Total Tackles** 3 vs. Miami Dolphins, Jan 03, 2021  
**Sacks** 1.0 vs. Los Angeles Rams, Sep 27, 2020

**Passes Defensed** 1 at Denver Broncos, Dec 19, 2020  
**Tackles For Loss** 1 vs. Los Angeles Chargers, Nov 29, 2020



# JON FELICIANO

## GUARD

# 76

**6-4** **325** **7<sup>TH</sup> YEAR**



**FEBRUARY 10, 1992 (AGE 29)**



**DAVIE, FLORIDA**



**WESTERN HS**



**MIAMI**



**FREE AGENT: 2019**

## SHOUTOUTS

- Returned from injury vs. NE (11/1/20) to play every snap of the team's 24-21 win.
- Started all 16 games for the Bills in 2019, marking the first time in his career starting every game.
- Recovered a fumble on the 1-yard line leading to a Bills TD at CLE (11/10/19).
- For 2018 My Cause, My Cleats week, wore cleats raising awareness for gun violence (March For Our Lives).
- Made his first career playoff appearance during the 2016-17 season in the Raiders match-up with the Houston Texans (1/7/17).
- Played in all 16 games for the Raiders in 2016.
- Saw action in six games, starting three for the Raiders during his rookie season in 2015.
- Played four seasons at Miami (FL), appearing in 48 games, and started 46 for the Hurricanes.
- Three-time All-ACC honorable mention (2012, 2013, 2014).



## FIRST-AND-10

**JON FELICIANO** entered the NFL in 2015 as a fourth round pick (128th overall) of the Oakland Raiders out of Miami. Feliciano joined the Bills in 2019 and has started every game he's played in for Buffalo since joining the Bills.

## IF YOU HAVEN'T 'HERD'

### A LASTING MEMORY

Feliciano has a daughter named Shawn Cole. The origin of that name is his late friend Sean Cole. Cole and Feliciano met as kids. Cole nicknamed Feliciano "Mongo," short for "humongous," due to him being so big for his age. Feliciano even spent nights in the Cole household during times when his family was having financial difficulties. The bond they formed was absolutely unique. "They were brothers," Feliciano's wife, Shannon told ESPN. "I had to get Sean's approval to date Jon." Everything took a tragic turn though in 2016 when Cole crashed his vehicle into a canal in Davie, FL. Underwater for more than 15 minutes, Cole never regained consciousness. In December 2016, Cole, only 22, died after being taken off life support. Now Feliciano remembers his best friend via a tattoo, a t-shirt he wears every game and through his daughter, Shawn Cole Feliciano.

## PERSONAL

Married to Shannon and the couple has a daughter, Shawn Cole. Son of Alicia and Rafael. Has two brothers. Last name is pronounced fuh-LEE-see-ah-no.

## GAMES PLAYED/STARTED

2015 (Oak, 6/3), 2016 (Oak, 16/0), 2017 (Oak, 13/1), 2018 (Oak, 14/13), 2019 (Buf, 16/16), 2020 (Buf, 9/9) ... Totals (73/33)  
Playoffs: 2016 (Oak, 1/0), 2019 (Buf, 1/1), 2020 (Buf, 3/3) ... Totals (5/4)



### IF YOU HAVEN'T 'HERD'



### STARTING FROM NOTHING

Feliciano has endured a long journey to Buffalo, starting from growing up in a condemned mobile home that at times did not have heat, running water, or even electricity. Feliciano didn't even begin playing football until the 9th grade, but recognized with his natural size and abilities, the sport could be a path to a better life. "When I (first started playing football), they gave me a helmet and pads," Feliciano told ESPN. "I didn't know how to put on the pads." The choice to play soon paid off in a scholarship offer from the Miami Hurricanes.

### A DRIVING INSPIRATION

Feliciano's younger brother, Chris, was born deaf. Jon carries that weight with him and lets it drive him. "I always feel like he's here with me," Jon told the Miami Herald in 2011. "I just try and do my best because I know he wishes he could be out here. He's my inspiration." Jon's mother, Alicia, recognizes how special their bond is. "Chris is so into the games he won't even leave to go to the bathroom during a break," Alicia said. "He just looks up to Jon. He wants to do what Jon does. That's why Jon does what he does, to try and make him feel a part of that."

### THE STAMPEDE

#### NICKNAMES:

Mongo

#### FAVORITE FOOD:

Chicken Parm

#### FAVORITE HOBBY:

Gaming

#### FAVORITE MOVIE:

Avenger's Endgame

#### SKILL HE WOULD LIKE TO LEARN:

To speak Spanish

#### HIGH SCHOOL TEAMMATE:

Fabian Moreau



#### PROUDEST ACHIEVEMENT:

His daughter

#### FAVORITE BOOK:

12 Rules for Life

#### BUCKET LIST ITEM:

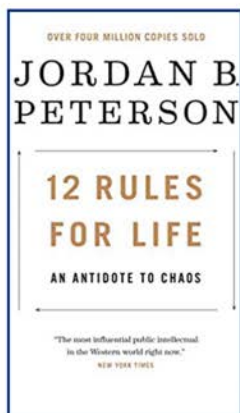
Go to Italy and eat chicken parm

#### FUN FACT:

Has a leg tattoo of Pikachu

#### BIGGEST INFLUENCE:

Watching his dad's work ethic. He was a city bus driver who never made excuses





# REID FERGUSON

## LONG SNAPPER

# 69

**6-2** **235** **5<sup>TH</sup> YEAR**



**MARCH 24, 1994 (AGE 27)**



**BUFORD, GA**



**BUFORD HS**

**LSU LSU**



**UDFA: 2016**

## SHOUTOUTS

- Appeared in all 16 games for the 4th consecutive season in 2020.
- In 2020, was part of a special teams unit that ranked 8th in the NFL (according to Rick Gosselin).
- He and his brother, Blake, played against each other for first time in their lives at Mia (9/20/20).
- The Bills are 6-1 when he records a tackle on special teams in his career.
- Earned spot on practice squad in 2016 behind long snapper Garrison Sanborn.
- Served as LSU's long snapper for all 51 games of his collegiate career (2012-15) and only had one errant snap which occurred on his first snap as a freshman.
- Earned first-team All-America honors by Phil Steele in 2015.
- Rated as the nation's #2 long snapper coming out of high school by Scout.com and earned a scholarship to LSU.
- Earned a spot on the academic honor roll during all four years of college.
- Has visited 13 current MLB stadiums in his quest to see all 30 venues.



## FIRST-AND-10

**REID FERGUSON** originally joined the Bills as a rookie free agent in 2016 from LSU and was added to the practice squad later that year. In 2017, he became the team's primary long snapper. In 2021, Ferguson signed a three-year contract extension with Buffalo that runs through the 2024 season.

## IF YOU HAVEN'T 'HERD'

### FIGHT FOR HIS FAMILY

Ferguson's brother, Blake, was diagnosed as a Type 1 diabetic in 2011 at the age of 13. Since then, it has been a family mission to raise awareness and funds to fight diabetes. In fact, during the 2018 offseason, he joined his brother and the American Diabetes Association in a trip to Capitol Hill to meet with lawmakers to raise awareness.

"The experience I had at Call to Congress with the American Diabetes Association was very eye-opening," Ferguson told the Buffalo News. "To be able to go to the Hill and continue the talks to get more funding for diabetes research was incredible."

## PERSONAL

He and his wife, Erica, have a daughter, Blakely. Is the son of Kevin (a project manager at Ernst and Young) and Tracy (a sales executive at Coca-Cola). His brother, Blake, earned a national championship as a long snapper with LSU in 2019 and was a 6th round pick of the Miami Dolphins in 2020. Has a Goldendoodle named Buck and a Labradoodle named Luna. Earned a degree in sports administration and criminology. Began playing football for the Alpharetta (GA) Eagles in the 5th grade. Works extensively with the Classroom Champions program in Buffalo.

## GAMES PLAYED/ STARTED

2017 (Buf, 16/0), 2018 (Buf, 16/0), 2019 (Buf, 16/0), 2020 (Buf, 16/0) ... Totals (64/0)  
Playoffs: 2017 (Buf, 1/0), 2019 (Buf, 1/0), 2020 (Buf, 3/0) ... Playoff Totals (5/0)



# REID FERGUSON LONG SNAPPER

# 69

## IF YOU HAVEN'T 'HERD'



### BROTHERLY LOVE, FERGUSON STYLE

Reid and Blake Ferguson took similar paths to the NFL growing up in Buford, GA. Both attended Buford High School and LSU. And both are now playing in the AFC East, as Blake was drafted by the Dolphins in 2020. Blake learned a great deal from his big brother over the years, but it was not a one-way street. "Perseverance is the best thing I learned from Blake," recalled Reid. "His battle with diabetes over the years put a lot of things in perspective for me. Things that seemed like big problems are nothing compared to what he went through."



### MR. NICE, "THE BEST NEIPA"

Reid teamed up with First Line Brewing in Orchard Park to create his own IPA named Mr. Nice. According to a review by Brian Campbell of the Buffalo News, "Mr. Nice is a fruited New England IPA that has flavors of bright tropical hops and fruit, such as pineapple, pink guava and lemon. Head brewer Shane Stewart tells me this is the best NEIPA he's ever made."

## THE STAMPEDE

### IF YOU COULD PLAY ANY OTHER SPORT:

Pitcher for the Yankees

### FIRST JOB:

Worked at a Chic-fil-A in high school

### BIGGEST PET PEEVE:

People that don't use their blinker

### UNIQUE TALENT:

Can wiggle my ears

### FAVORITE ACTOR:

Cillian Murphy

### A SKILL YOU WOULD LIKE TO HAVE:

Play the guitar

### DREAM SPORTING EVENT TO ATTEND:

A World Cup final



## BUFFALO TRACKS

### BILLS WITH BROTHERS IN THE NFL

- Stefon and Trevon Diggs
- Tremaine, Terrell and Trey Edmunds
- Reid and Blake Ferguson
- Jacob and Cody Hollister

### LONGEST TENURED BILLS

- Jerry Hughes (since 2013)
- Reid Ferguson (since 2016)
- Dion Dawkins (since 2017)
- Micah Hyde (since 2017)
- Matt Milano (since 2017)
- Jordan Poyer (since 2017)
- Tre'Davious White (since 2017)



# CODY FORD

## OFFENSIVE LINEMAN

# 74

6-3

329

3<sup>RD</sup> YEAR



DECEMBER 28, 1996 (AGE 24)



PINEVILLE, LA



PINEVILLE HS



OKLAHOMA



DRAFT: 2019 (2ND RD)

## SHOUTOUTS

- Gives the Bills starting experience at both the guard and tackle position.
- Started in all seven games he appeared in during the 2020 season, with two starts at RG and five at LG.
- Started at RT in 15/16 games of the 2019 season, and in the AFC Wild Card game vs. Hou (1/4/20).
- Helped the Bills record a season-high 244 rushing yards vs. Den (11/24/19).
- Started in his first career game at right tackle at NYJ (9/8/19).
- Started 14 games in 2018 winning the following honors: 2018 AP All-America Third Team selection, 2018 First-team All-Big 12 selection by league's coaches, second-team honoree by media.
- Part of offensive line in 2018 that won Joe Moore Award, which is awarded annually to the best collegiate football offensive line unit.
- Played in 12 games in 2017, making four starts.
- Named a 2017 Academic All-Big 12 Second Team honoree.



## FIRST-AND-10

**CODY FORD** is in his third season with the Bills in 2019 after being drafted by the team in the second round (38th overall) out of Oklahoma. A 2018 First-Team All-Big 12 selection, Ford started 21-of-29 career games played.

## IF YOU HAVEN'T 'HERD'

### FEAR THE BEARD

As just a sophomore in high school, Ford realized he had the ability to grow a full, thick beard. One would think it would have been the Louisiana heat that would have deterred him, but instead it was school rules.

"I was never allowed to have a beard. I was always getting in trouble for facial hair," Ford told the Norman Transcript. "I was like, 'Once I get outta here, I'm just gonna grow it.'"

Instead of the beard, Ford resorted to a outgrown mohawk with a blonde dye to be able to show off his personality in high school. He has since ditched that look.

However with Ford stepping in to replace NFL Draft pick Orlando Brown during the 2018 season, he did note that he wanted to add some more swag to the Sooners offensive line. "[Brown] wasn't really the swaggiest, but we ain't gonna say nothing," Ford joked, noting he's not so much into clothes, but when it comes to hair, "I get some cuts and it's. ... it's fresh."

## PERSONAL

Son of Leah and Robert Ford. Has one brother, Michael and one sister, Courtney. Graduated in December 2018 with a degree in criminology. In high school, he played basketball and threw the discus.

## GAMES PLAYED/STARTED

2019 (Buf, 16/15), 2020 (Buf, 7/7) ... Totals (23/22). Playoffs: 2019 (Buf, 1/1) ... Totals (1/1)



# CODY FORD

## OFFENSIVE LINEMAN

# 74

### IF YOU HAVEN'T 'HERD'



### LIKE GRANDFATHER LIKE SON

Cody's biggest obstacle he had to overcome was the passing of his grandfather in 2015. His grandfather instilled his dominance into Cody which made him the man he is today. "He is the reason why I started playing football. He is my biggest role model." His grandfather had the eye for talent as he was an former offensive lineman himself. "After he passed, my game definitely went up a level."

Ford continues to remember his grandfather on by using a #RIPPAPA on most of his posts.

### THE STAMPEDE

#### FAVORITE TV SHOW:

Martin

#### FAVORITE FOOD:

Cajun Food

#### PROUDEST ACHIEVEMENT:

Graduating from college

#### FAVORITE MUSICAL ARTIST:

Kevin Gates

#### FAVORITE MOVIE:

Toy Story

#### UNIQUE HOBBY:

Plays the trumpet

#### BIGGEST PET PEEVE:

Having to repeat himself

#### FAVORITE VACATION SPOT:

Gulf Shores

#### FAVORITE SNACK:

Peanut Butter & Jelly





# JAKE FROMM

## QUARTERBACK

# 4

6-2

215

2<sup>ND</sup> YEAR



JULY 30, 1998 (AGE 23)



WARNER ROBINS, GA



HOUSTON COUNTY HS



GEORGIA



DRAFT: 2020 (5TH RD)

## SHOUTOUTS

- During three-year career at Georgia, went 621-of-982 (.63) for 8,224 passing yards and 78 touchdowns, while only throwing 18 interceptions. Rushed for 40 yards on 134 attempts and ran for 3 touchdowns.
- Led Georgia to a CFP Championship game as a freshman in 2017, completing 181-of-291 attempts for 2,615 yards and 24 touchdowns.
- Led UGA to three straight SEC championship games (2017-19).
- Finished the 2018 season completing 206-of-306 attempts for 2,749 yards and 30 touchdowns. His 30 touchdowns ranked tenth the NCAA.
- Finished 5th among all FBS QBs in 2018 in passing efficiency (171.2).
- Completed the 2019 season going 234-of-385 for 2,860 yards and 24 touchdowns.
- Earned SEC Freshman of the Year (coaches), Freshman All-SEC team, and Freshman All-American by ESPN and USA Today following the 2017 season.
- Threw for a career-high 326 yards vs. Missouri (10/14/17).



## FIRST-AND-10

**JAKE FROMM** was drafted by the Bills in the fifth round (167th overall) of the 2020 draft. He completed a three-year at Georgia by leading the Bulldogs to three SEC Championship games and one appearance in the CFP Championship.

## IF YOU HAVEN'T 'HERD'

### GIVING BACK

On top of an already rigorous school and football schedule, Jake Fromm makes a habit of giving back to the community. Every year, Fromm participated in multiple events with the Athens-based organization, Extra Special People, along with visiting Camp Sunshine, a program that provides activities for children with cancer.

At a summer visit to Camp Sunshine, Fromm participated in several games with the children.

"As soon as you put on the jersey, it's a different world, it's a different power, and I'm thankful to be on this stage and get to spend some time with some awesome people and hopefully make their day," Jake Fromm told Dawg Nation. "It's an awesome opportunity to affect these kids and hopefully put a smile on their face. You feel like you're young again here, and come out and have some fun, shoot some basketball and play some dodge ball."

For his work, Fromm was selected to the 2019 Allstate AFCA Good Works Team.

## PERSONAL

The son of Lee and Emerson Fromm. Has two brothers, one of which plays football at Auburn. Majored in Finance at Georgia. Named to the AFCA Allstate Good Works Team in 2019 for his community service.



# JAKE FROMM QUARTERBACK

# 4

## IF YOU HAVEN'T 'HERD'



### AN UNPRECEDENTED ROLE

In an effort to cover all bases in the 2020 season, Jake Fromm took on the unique role of quarantine quarterback, in order to be ready to take the field should a COVID outbreak occur.

"He's handled it with a lot of pride. He takes pride in his work, and it's good to see a guy like that go in there and do his job," Josh Allen told the ESPN website. "He's been a pleasure to be around. He's grown a lot since he first got here, and he's been awesome in the quarterback room."

## THE STAMPEDE

### FAVORITE ATHLETE

#### GROWING UP:

Chipper Jones

#### FIRST JOB:

Helping dad build pools

#### PREGAME RITUAL:

Pray and listen to music

#### FAVORITE FOOD:

Steak and potatoes

#### FAVORITE MUSICAL ARTIST:

Luke Bryan

#### HOBBIES:


Hunting and fishing

#### BUCKET LIST ITEM:

Going to the midwest to hunt for elk

#### PETS:

Two dogs, Dixie and Charlie



## JAKE FROMM'S NFL REGULAR SEASON PASSING STATISTICS

DATE	TEAM	GP	GS	ATT.	CMP.	PCT.	YDS	AVG.	TD	INT.	LG	SK	LST	RATE
2020	Bills	0	0	0	0	0.0	0	0.0	0	0	0	0	0	0.0
TOTALS		0	0	0	0	0.0	0	0.0	0	0	0	0	0	0.0

## JAKE FROMM'S NFL POSTSEASON PASSING STATISTICS

DATE	TEAM	GP	GS	ATT.	CMP.	PCT.	YDS	AVG.	TD	INT.	LG	SK	LST	RATE
2020	Bills	0	0	0	0	0.0	0	0.0	0	0	0	0	0	0.0
TOTALS		0	0	0	0	0.0	0	0.0	0	0	0	0	0	0.0



# TYLER GAUTHIER

## OFFENSIVE LINEMAN

# 51

**6-5** **305** **1<sup>ST</sup> YEAR**



**JUNE 29, 1997 (AGE 24)**



**VENICE, FL**



**VENICE HS**



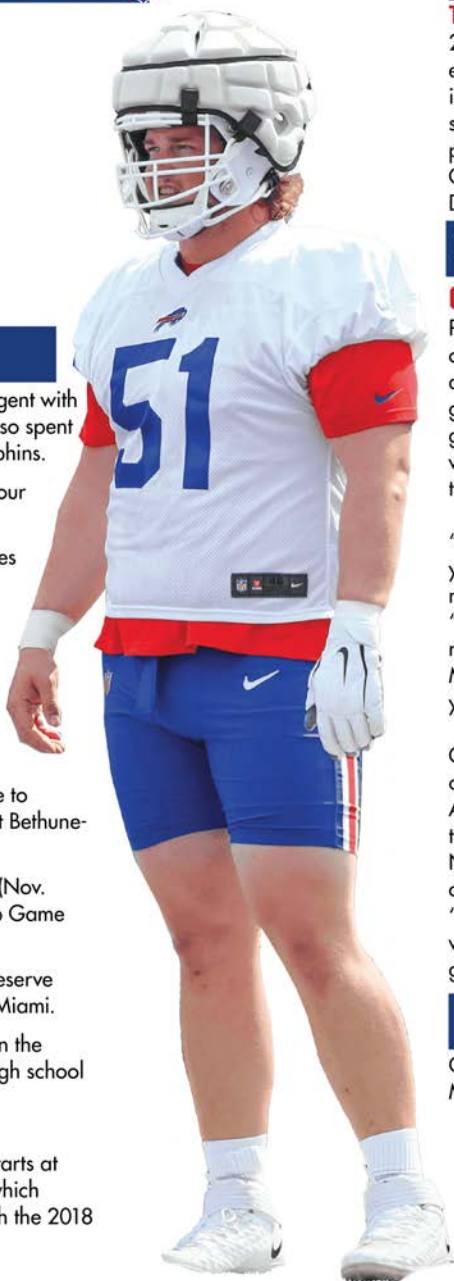
**MIAMI**



**FREE AGENT: 2021**

### SHOUTOUTS

- Signed as an undrafted free agent with the Patriots in 2018 and has also spent time with the Jaguars and Dolphins.
- Played at Miami (Florida) for four seasons.
- Started in 29 consecutive games at Miami.
- Earned All-ACC honorable mention following the 2017 season, where he started all 13 games at center for the Hurricanes.
- Started season opener at center and helped lead offense to 550-yard performance against Bethune-Cookman (9/2/17).
- Started at center at Pittsburgh (Nov. 24) and in ACC Championship Game against Clemson (12/2/17).
- Saw action in four games as reserve offensive lineman in 2015 for Miami.
- Saw action at every position on the offensive line throughout his high school football career.
- Notched 25 of his 29 career starts at Miami at the center position, which started in 2016 and ended with the 2018 season finale.



### FIRST-AND-10

**TYLER GAUTHIER** signed with the Bills in 2021 as a free agent. Gauthier originally entered the NFL as an undrafted free agent in 2019 with the New England Patriots, splitting the season between the Patriots practice squad and with the Jaguars. Gauthier also spent the 2020 season on the Dolphins practice squad.

### IF YOU HAVEN'T 'HERD'

#### COLLEGE LESSONS

Playing for a college that produced the likes of Ken Dorsey, Dan Morgan, Jon Feliciano and Jaquan Johnson, Miami Hurricanes get used to playing in big time football games. That certainly applied to Gauthier who noted in college the key is to not make things bigger than they need to be.

"There are a lot of games like this one that you know deep down that it means a lot more," Gauthier told the Herald-Tribune. "But preparation-wise, there's not much more added, but there's more on your own. More film, more training-room (work) to get your body ready."

Gauthier also learned during his collegiate career what it takes to win a position battle. After being moved to center, Gauthier had to square off with his college roommate, Nick Linder, for the job. "We looked at each other before camp and basically were like, 'We're going to make this a competition and whoever wins, wins,'" Gauthier said before going on to win the battle.

### PERSONAL

Chose Miami over offers from Arizona, Missouri and Purdue.



# TANNER GENTRY

## WIDE RECEIVER

# 87

**6-2** **209** **1<sup>ST</sup> YEAR**



**DECEMBER 18, 1994 (AGE 26)**



**GRANDVIEW, CO**



**GRANDVIEW HS**



**WYOMING**



**FREE AGENT: 2020**

## SHOUTOUTS

- Signed to the Bills practice squad during the 2020 season and re-signed to a futures contract in 2021.
- Has totaled three receptions for 35 yards in his NFL career.
- Recorded two receptions for 27 yards at TB (9/17/17).
- Finished his collegiate career totaling 180 receptions for 2,815 for 20 touchdowns. He also averaged 15.6 yards per catch.
- In 2016, he recorded career-highs across the board when he totaled 1,326 yards on 72 receptions and 14 touchdowns.
- The most prolific game of his collegiate career came vs. Nevada-Las Vegas (11/12/16) where he totaled a career-high 184 yards on five receptions and a career-high three touchdowns. He also averaged 36.8 yards per catch.
- Totaled nine receptions for 176 yards and one touchdown vs. North Dakota (9/5/15).
- Recorded seven receptions for 113 yards and two touchdowns vs. Brigham Young (12/21/16).



## FIRST-AND-10

**TANNER GENTRY** joined the Bills in 2020 after spending time with the XFL New York Guardians. Gentry originally entered the NFL as an undrafted free agent with the Chicago Bears in 2017-18.

## IF YOU HAVEN'T 'HERD'

### BROTHERS FOR LIFE

Buffalo is not the first time Josh Allen and Tanner Gentry have connected on the football field. Gentry was Allen's go to receiver in college and the duo totaled 1,326 yards on 72 completions. They had such a strong connection that Allen has to adjust after Gentry left for the NFL. "We had a good chemistry on the field. I always seemed to find him. If you looked at my highlight tape, it was basically his highlight tape too. We made a lot of good plays together," Allen said. The duo also shared a mutual drive to make it to the NFL. "We talked about it all the time," said Gentry of playing in the NFL. "We both knew that's what we had wanted to do. That was our goal. We wanted to help each other get there. We definitely talked about it a lot." "I think it was constantly a topic because of how much we both love football," Allen said. "He was a guy that I looked up to when I got there, as a role model, how hard he worked, how much he loved the game, the type of person he was. He was like an older brother to me in a way." Their bond extends well of the field and Allen was a groomsman in Gentry's wedding.

## PERSONAL

Tanner and his wife, Kaytlyn, have three dogs. Is the son of Robin and Ryan Gentry. He is the oldest of three children. His father played football at Western State in Colorado. Graduated from Wyoming with a kinesiology and health degree.



# TANNER GENTRY

## WIDE RECEIVER

# 87

### THE STAMPEDE

**FAST FACT:**

Owens and runs The Performance Empire in Denver

**FAVORITE FOOD:**

Chicken parm

**BUCKET LIST ITEM:**

An African safari

**FAVORITE ICE CREAM:**

Cookie dough

**LARGEST OBSTACLE OVERCOME:**

Only one scholarship offer out of high school

**ANOTHER SPORT HE'D WANT TO PLAY PROFESSIONALLY:**

Be able to golf like Dustin Johnson

**SKILL HE WANTS TO LEARN:**

To speak multiple languages

**FAVORITE ANIMAL:**

Jaguar

**FAVORITE VACATION SPOT:**

Fiji

**FAVORITE MOVIE:**

Step Brothers



### TANNER GENTRY'S NFL REGULAR SEASON RUSHING/RECEIVING STATISTICS

DATE	TEAM	GP	GS	RECEIVING					RUSHING				
				NO.	YDS.	AVG.	LG	TD	NO.	YDS.	AVG.	LG	TD
2017	Bears	4	3	3	35	11.7	15	0	0	0	0.0	0	0
2018	Bears	0	0	0	0	0.0	0	0	0	0	0.0	0	0
TOTALS		4	3	3	35	11.7	15	0	0	0	0.0	0	0



# JOE GILES-HARRIS

## LINEBACKER

# 42

**6-2** **234** **3<sup>RD</sup> YEAR**

**APRIL 1, 1997 (AGE 24)**



**MONTVALE, NJ**



**ST. JOSEPH HS**



**DUKE**



**FREE AGENT: 2021**

### SHOUTOUTS

- Has 21 career tackles, two tackles for loss and a sack in 14 games played (started three).
- Set a career-high with five tackles at MIN (12/6/20).
- Tallied his first career sack vs. TEN (12/13/20).
- Played in his first career NFL game vs. NYJ (10/27/19). Played 77% of the Jaguars special team snaps in his professional debut.
- Has been a key special teams contributor throughout his career, seeing 92 special team snaps in 2019 and 170 special teams snaps in 2020.
- During his collegiate career, became Duke's first linebacker with two first team All-ACC honors since Mike Junkin in 1985 and 1986. In 34 career games (34 starts), recorded 313 tackles, 32.5 TFL, 9.5 sacks, two INTs, eight PBUs, one caused fumble, one fumble recovery and 15 QB pressures.
- Recipient of the Duke's Carmen Falcone MVP award as the program's most outstanding player in 2017.



### FIRST-AND-10

**JOE GILES-HARRIS** was signed by the Bills after participating in the team's rookie minicamp on a try-out basis. Giles-Harris originally entered the NFL in 2019 as an undrafted free agent with the Jacksonville Jaguars.

### IF YOU HAVEN'T 'HERD'

#### LIVE TO MAKE A PLAY

Giles-Harris has had to earn his way in the NFL, starting as an undrafted free agent and chipping away on special teams before getting some opportunities to start on defense last season for the Jaguars. Those opportunities culminated in him sacking Titans QB Ryan Tannehill in a early December game for his first career sack.

"It felt great. You live for that. You live to make a play," Giles-Harris told JaguarReport about the chance to get his first sack "You want to do something to stand out. And I think that was huge. It was very exciting for me. The week before I had come close a couple times and I didn't get home. And to finally get home was big and now it just makes you want to keep doing it. The first one is always really great. But now, you just looking forward to trying to get the second one and so on."

### PERSONAL

The son of Lynn Giles-Harris and John Harris. His dad, John, lettered three seasons (1984-85-86) in football at Southern Connecticut. Has an older brother, Will, who played linebacker at Gannon University, a younger brother, J.T., who was a member of the Duke lacrosse program and a sister Maggie. Graduated from Duke with a degree in cultural anthropology and political science.



# JOE GILES-HARRIS

## LINEBACKER

# 42

### THE STAMPEDE

#### FAVORITE ATHLETE:

Steph Curry

#### FAVORITE NBA TEAM:

Knicks

#### FAVORITE FOOD:

Shrimp cocktail

#### SKILL HE WANTS TO LEARN:

To cook

#### DREAM VACATION SPOT:

Dubai

#### FAVORITE TV SHOW:

Game of Thrones



#### FAVORITE MUSICAL ARTIST:

J. Cole

#### ANOTHER SPORT HE'D WANT TO PLAY:

Basketball and play like Dwayne Wade

#### FAVORITE ICE CREAM:

Strawberry

#### FAVORITE ACTOR:

Christian Bale

#### FAVORITE MOVIE:

City of God



#### ANIMAL HE'D WANT TO BE:

A lion

### JOE GILES-HARRIS' NFL REGULAR SEASON DEFENSIVE STATISTICS

DATE	TEAM	GP	GS	TACKLES							INTERCEPTIONS							FUMBLES			ST				MISC	
				TK	S	A	TFL	YDS	SK	YDS	QBH	NO	YDS	LG	TD	PD	FF	FR	YDS	TK	S	A	FF	FR	S	A
2019	Jaguars	5	0	0	0	0	0	0	0.0	0.0	0	0	0	0	0	0	0	0	0	3	2	1	0	0	0	0
2020	Jaguars	9	3	17	8	9	2	8	1.0	7.0	5	0	0	0	0	0	0	0	0	2	2	0	0	0	0	0
TOTALS		14	3	17	8	9	2	8	1.0	7.0	5	0	0	0	0	0	0	0	0	5	4	1	0	0	0	0

### SINGLE-GAME HIGHS: DEFENSIVE

**Total Tackles** 5 vs. Tennessee Titans, Dec 13, 2020  
**Sacks** 1.0 vs. Tennessee Titans, Dec 13, 2020

**Tackles For Loss** 1 at Baltimore Ravens, Dec 20, 2020  
**Special Teams Tackles** 2 vs. Los Angeles Chargers, Dec 08, 2019



# REGGIE GILLIAM

## FULLBACK

# 41

6-0

244

2<sup>ND</sup> YEAR



AUGUST 20, 1997 (AGE 23)



GALLOWAY, OH



WESTLAND HS



TOLEDO



UDFA: 2020

### SHOUTOUTS

- Recorded his first-career touchdown reception at Mia. (9/20/20). He is now the sixth Bills TE to score on their first pro reception and first since Shawn Nelson (2009).
- Forced his first NFL fumble, which was recovered by the Raiders on punt coverage at LV (10/4/20).
- Recorded his second-career reception for 15 yards at NYJ (10/25/20).
- Played in 14 regular season and three postseason games for the Bills in 2020, contributing mainly on the special teams unit.
- Had 2 special teams tackles for the Bills in 2020.
- Finished his four-year collegiate career playing in 40 games, while totaling 18 receptions for 153 yards and three receiving touchdowns.
- In 2019, he was nominated for the Jason Witten Collegiate Man of the Year Award for leadership.
- Recorded a career-long 34 yard touchdown at Western Michigan (10/25/18).



### FIRST-AND-10

**REGGIE GILLIAM** signed with the Bills as an undrafted free agent following the 2020 NFL Draft out of Toledo. Gilliam spent four years at Toledo, earning 2018 second-team all-conference honors as a junior.

### IF YOU HAVEN'T 'HERD'

#### FROM UNNOTICED TO NFL

Although Gilliam always had the passion to make it to the NFL, he mostly went unnoticed by college coaches.

According to Utrockets.com, "I started my recruitment process late. Coming out of high school, I didn't have many schools looking at me," said Gilliam.

"Toledo reached out around the third game into my senior season. It was the first school to reach out to me, and I decided to visit. I just fell in love with the place immediately, and decided to come to Toledo as a walk-on."

Gilliam enrolled at Toledo in 2015, but did not officially join the team until his second semester. A short time later, he was told he was no longer a running back, that he would now be playing tight end. "I had never played tight end before, so I knew it was going to be challenging."

### PERSONAL

The son of Reginald and Linda Gilliam. Has two brothers, Travis and Phillip. Graduated with a degree in interdisciplinary studies. He is the first person from Westland HS to make it to the NFL.



# REGGIE GILLIAM

## FULLBACK

# 41

### THE STAMPEDE

#### OTHER HIGH SCHOOL

##### SPORTS:

Basketball

#### FAVORITE CHILDHOOD

##### PLAYER:

LaDainian Tomlinson

#### PREGAME RITUAL:

Sit in locker room and listen to smooth R&B

#### NICKNAMES:

Sledge

#### DREAM SPORTING EVENT

##### TO ATTEND:

Superbowl



#### BEST ADVICE:

Control what you can control

#### FAVORITE FOOD:

Japanese Hibachi

#### FAVORITE MOVIE:

Undercover Brother

#### FAMOUS CELL PHONE

##### CONTACT:

Stefon Diggs

#### BUCKET LIST ITEM:

Visit Dubai

#### HOBBIES:

Playing video games



### REGGIE GILLIAM'S NFL REGULAR SEASON RUSHING/RECEIVING STATISTICS

				RUSHING					RECEIVING				
DATE	TEAM	GP	GS	NO.	YDS.	AVG.	LG	TD	NO.	YDS.	AVG.	LG	TD
2020	Bills	14	0	0	0	0.0	0	0	2	16	8.0	15	1
TOTALS		14	0	0	0	0.0	0	0	2	16	8.0	15	1

### REGGIE GILLIAM'S NFL POSTSEASON RUSHING/RECEIVING STATISTICS

				RUSHING					RECEIVING				
DATE	TEAM	GP	GS	NO.	YDS.	AVG.	LG	TD	NO.	YDS.	AVG.	LG	TD
2020	Bills	3	0	0	0	0.0	0	0	0	0	0.0	0	0
TOTALS		3	0	0	0	0.0	0	0	0	0	0.0	0	0

### SINGLE-GAME HIGHS: RECEIVING

#### Receptions

1 at New York Jets, Oct 25, 2020

#### Receiving Yards

15 at New York Jets, Oct 25, 2020

#### Longest Receptions

15 at New York Jets, Oct 25, 2020

#### Receiving TDs

1 at Miami Dolphins, Sep 20, 2020

#### All-Purpose Yards

15 at New York Jets, Oct 25, 2020

#### Special Teams Tackles

1 vs. New England Patriots, Nov 01, 2020

#### Most TDs

1 at Miami Dolphins, Sep 20, 2020



# STEVEN GONZALEZ

## OFFENSIVE LINEMAN

# 63

6-4

325

1<sup>ST</sup> YEAR



MAY 11, 1997 (AGE 24)



UNION CITY, N.J.



UNION CITY HS



PENN STATE



FA: 2021

### SHOUTOUTS

- Spent the 2020 offseason and training camp with the Arizona Cardinals.
- Played in 50 games during his collegiate career at Penn State.
- Made 13 starts at left guard in 2019 and was named All-Big Ten second team by the coaches and media. One of three players to be given the Lions Pride Outstanding Senior Player Award for greatest career contributions to Penn State football.
- Made 13 starts at left guard as a redshirt junior in 2018 and was named honorable mention All-Big Ten by the coaches and the media.
- Started all 13 games in 2017 as a redshirt sophomore and earned first team All-Big Ten honors from Pro Football Focus.
- Appeared in 11 games with three starts as a redshirt freshman in 2016.
- Redshirted during the 2015 season.
- Was a three-time letterman and two-year captain at Union City High School. Was the first player in school history to be named all-state. Was also selected first team all-conference as a senior. Set a school record with five sacks in a single game.



### FIRST-AND-10

**STEVEN GONZALEZ** joined the Bills in 2021 after spending time with the Arizona Cardinals during the 2020 offseason.

### IF YOU HAVEN'T 'HERD'

#### DRIVEN BY TRAGEDY

Gonzalez never questions why he takes the field and who he plays for. From September 2013 to March 2015, he experienced tremendous loss losing his father, aunt and a high school teammate. Whenever he crosses those white lines, he wants to play in their memory. "I think it's made me grow up a little quicker," Gonzalez said to Penn Live. "It's definitely made me not take anyone I meet for granted. I always have a positive outlook on life. Always. It's a mindset. There are some days where you just want to break down. You don't want to do anything anymore, bum around, be all depressed. I can not let that happen for myself. I use football as an escape."

Gonzalez's father, Jorge, arrived in the U.S. from Cuba and fell in love with the game of football watching the Minnesota Vikings and their "Purple People Eaters" defensive lines. He passed this passion along to his son. "Coming from Cuba, he didn't know football at first," Gonzalez said. "Once he started watching it and learning it, that was his main sport. He knew a lot about football. He made us all into Vikings fans, so he made us suffer every year. He loved the D-line. It was his main focus every game."

### PERSONAL

Son of Jorge Gonzalez and Marlene Monzon. Has two brothers, Jorge and Jorge Luis, and four sisters, Karissa Prieto, Diana Gonzalez, Jennifer Gonzalez and Lucy Yang. Graduated from Penn State with a degree in history.



# OLAIJAH GRIFFIN

## CORNERBACK

# 37

5-11

176

ROOKIE



MARCH 10, 1999 (AGE 22)



MISSION VIEJO, CA



MISSION VIEJO HS



USC



UDFA: 2021

### SHOUTOUTS

- Compiled 67 tackles, 14 passes defended and an interception during his three-year career at USC (2018-20). Started 15 games.
- Posted 22 tackles, 4 passes defended and an interception while playing in 6 games in 2020. Earned second team All-Pac-12 honors from Pro Football Focus.
- Notched a career-high 6 tackles at UCLA (12/12/20).
- Posted his first career interception of Jayden de Laura in a win vs. Washington State (12/6/20).
- Appeared in 11 games (10 starts) in 2019, posting 37 tackles plus a team-high 9 passes defended to earn honorable mention All-Pac-12 honors.
- Registered 4 tackles and a career-high 4 passes defended in a victory vs. Stanford (9/17/19).
- Saw action in 8 games as a true freshman in 2018, notching 8 tackles and a pass defended.
- Posted 3 tackles and a pass defended in his first collegiate game vs. UNLV (9/1/18).
- Earned Max Preps high school All-America honors in both 2016 and 2017.



### FIRST-AND-10

**OLAIJAH GRIFFIN** was signed by the Bills as an undrafted free agent following the 2021 draft. Griffin earned All-Pac-12 honors following the 2019 and 2020 seasons while playing at USC.

### IF YOU HAVEN'T 'HERD'

#### RHYTHM AND TECHNIQUE

As the son of rapper and producer Warren G, music has played a big role in Griffin's life and openly admits it has helped him on the field. "You've got to have a good rhythm to have good technique as well," Griffin told the Daily Trojan. "And so once those two kick in, it's just like a beat just going in my head that just matches with my feet. And that's why I think I have great feet. And my rhythm is just on point."

"Music to me is just something that's always in my head. That's why people see me dancing on the sideline, because just being around music, just getting the rhythm, hearing beats, it's just something that makes me move, and that's something I love as well. The world wouldn't even be the same without music."

After hearing the news of his son joining the Bills, Warren G tweeted, "I'm rooting for my son to come there and make the team and add value to the mafia success. He is a true baller and built his own stage for himself. I'm just a dad supporting my Son."

### PERSONAL

Pronounced uh-LIE-jhuh. Nickname: OG. Is the son of Tennille Griffin and Warren Griffin III, better known as Warren G, the iconic rapper and music producer. Is also the nephew of rapper Dr. Dre and the godson of NFL Network analyst Willie McGinest. Majored in communications.



# MATT HAACK

## PUNTER

# 3

**6-0** **205** **5<sup>TH</sup> YEAR**



**JULY 25, 1994 (AGE 27)**



**WEST DES MOINES, IA**



**DOWLING CATHOLIC HS**



**ARIZONA STATE**



**FREE AGENT: 2021**

## SHOUTOUTS

- Finished his four-year stint in Miami (2017-20) as the Dolphins all-time leader in net punting average (39.9)
- Also set the Dolphins single-season franchise record with 34 punts inside the 20-yard line in 2018.
- Named the AFC Special Teams Player of the Week vs. NYJ (11/4/18) with 9 punts and a 44.7 yard average and tied his Dolphins single-game record with 7 punts inside the 20.
- Originally established the Dolphins single-game team record with 7 punts inside the 20-yard line vs. Den. (12/3/17).
- Dubbed the "Mountaineer Shot," completed a 1-yard TD pass to K Jason Sanders vs. Phi. (12/1/19). It was the Bridgestone Performance Play of the Year in 2019.
- Played in 44 games during his college career at Arizona State, punting 209 times for 8,991 (43.0 avg) and landing 73 punts inside the 20.
- Finished 4th in school history with his 43.0-yard per punt average.



## FIRST-AND-10

**MATT HAACK** (pronounced HAWK) is in his first season in Buffalo after signing a three-year contract as an unrestricted free agent with the Bills in 2021. A left-footed punter, Haack originally joined the NFL as an undrafted free agent of the Dolphins in 2017 and spent his first four NFL seasons with Miami. The Arizona State product was a high school wide receiver.

## IF YOU HAVEN'T 'HERD'

### MOUNTAINEER SHOT

Haack became the 19th punter in NFL history to throw a touchdown pass and the first to throw it on a one-yard scoring play vs. Philadelphia in 2019.

It was also the first time in NFL history a kicker caught a touchdown pass from a punter.

The play was dubbed the "Mountaineer Shot" and it won the NFL Play of the Year Award at NFL honors.

A former running back, quarterback and receiver growing up, Haack is not a stranger to throwing passes.

"In college I had one fake punt pass that was completed and then one way, way back in the day when I was younger," Haack said.

## PERSONAL

Is the son of Scott and Christy Haack. Has a sister, Ashley. Has a mini goldendoodle named Jax. His cousin, Peyton Haack, is on the track and field team at Iowa. His cousin, Keaton Haack, played baseball at Alabama and UNC-Greensboro and works in the Kansas City Chiefs ticket office. Enjoys playing golf. Is a big fan of the Chicago Cubs. Earned a degree in sports business.



# MATT HAACK

## PUNTER

# 3

### IF YOU HAVEN'T 'HERD'



### WIDE RECEIVER TURNED PUNTER

During a freshman high school practice as a receiver at Dowling Catholic in West Des Moines, IA, Haack was fielding punts and was tired of throwing the ball back, so he punted one. It went well. The coaches eventually made him the team's punter. As college approached, his parents enrolled him in a kicking camp run by former Iowa State kicker Jamie Kohl. Haack then went on a week long tour of the country punting at Kohl's camps. He was spotted by Arizona State coach Todd Graham, who offered him a scholarship right away. "That's when it became real," Haack told the Buffalo News. "Four years later, I gave myself a chance to land a job in the NFL and was fortunate enough to win one."

### THE STAMPEDE

#### FAVORITE SPORTS MEMORY AS A FAN:

Cubs winning the World Series in 2016

#### FAVORITE MOVIE:

61\*

#### DREAM VACATION SPOT:

A golf trip anywhere

#### FAVORITE ICE CREAM:

Cake batter with Reese's peanut butter cups

#### A SKILL YOU WOULD LIKE TO LEARN:


Play the guitar

#### FAVORITE MUSICIAN:

Cody Jinks

#### PRE-GAME RITUAL:

Walk the field and use the first 50 yards to thank those who have helped me get to where I am today.



### MATT HAACK'S NFL REGULAR SEASON PUNTING STATISTICS

DATE	TEAM	GP	NO.	YDS.	AVG.	OPP. RET.	YDS.	NET YDS.	AVG.	TB	IN20	LG	BK
2017	Dolphins	16	83	3,695	44.5	35	220	3,375	40.7	5	30	64	0
2018	Dolphins	16	87	3,884	44.6	37	384	3,380	38.4	6	35	65	1
2019	Dolphins	16	69	3,105	45.0	29	229	2,836	41.1	2	23	62	0
2020	Dolphins	15	68	3,040	44.7	24	297	2,703	39.8	2	26	63	0
TOTALS		63	307	13,724	44.7	125	1,130	12,294	39.9	15	114	65	1



### SINGLE-GAME HIGHS: PUNTER

<b>Punts</b>	9 vs. Los Angeles Rams, Nov 01, 2020	<b>Pass Completions</b>	1 vs. Philadelphia Eagles, Dec 01, 2019
<b>Gross Punting Yards</b>	459 vs. Tennessee Titans, Oct 08, 2017	<b>Yards Passing</b>	1 vs. Philadelphia Eagles, Dec 01, 2019
<b>Gross Punting Avg</b>	53.8 vs. Tennessee Titans, Sep 09, 2018	<b>TD Passes</b>	1 vs. Philadelphia Eagles, Dec 01, 2019
<b>Net Punting Yards</b>	445 vs. Tennessee Titans, Oct 08, 2017	<b>Rush Attempts</b>	1 at Buffalo Bills, Oct 20, 2019
<b>Net Punting Avg</b>	49.4 vs. Tennessee Titans, Oct 08, 2017	<b>Rushing Yards</b>	2 at Buffalo Bills, Oct 20, 2019
<b>Longest Punts</b>	65 vs. Tennessee Titans, Sep 09, 2018	<b>Longest Runs</b>	2 at Buffalo Bills, Oct 20, 2019
<b>Inside the 20</b>	7 vs. New York Jets, Nov 04, 2018	<b>Special Teams Tackles</b>	1 at New York Giants, Dec 15, 2019
<b>Pass Attempts</b>	1 at New England Patriots, Dec 29, 2019		



# DAMAR HAMLIN

## SAFETY

# 31

**6-0** **200** **ROOKIE**



**MARCH 24, 1998 (AGE 23)**



**MCKEES ROCKS, PA**



**PITTSBURGH CENTRAL  
CATHOLIC**



**PITTSBURGH**



**DRAFT: 2021 (6<sup>TH</sup> ROUND)**

## SHOUTOUTS

- In 46 games at Pittsburgh, recorded 275 tackles, 10.0 tackles for loss, 6 interceptions, 21 passes defended and 1 fumble recovery.
- Played and started in 10 games in 2020, leading Pitt in tackles (67) and pass breakups (seven). Also collected 3.5 TFLs and two interceptions.
- Earned All-ACC Second-Team honors following the 2020 season.
- Honored as the ACC Co-Defensive Back of the Week for his performance in the Panthers' win over Virginia Tech (11/21/20), where he compiled a game-high 11 tackles against the Hokies, several of which were crucial stops.
- Finished the 2019 season second in tackles (84) for the Panthers and third in pass breakups (10). Also posted 2.5 tackles for loss and one interception.
- Led Pitt with 90 tackles in 2018 and tied for the team lead with two interceptions, along with 3 tackles for loss, four pass breakups and a fumble recovery.
- Received Honorable Mention All-ACC recognition following the 2018 season.



## FIRST-AND-10

**DAMAR HAMLIN** was selected by the Bills in the sixth round (212th overall) of the 2021 NFL Draft. He previously spent the 2016-20 seasons at Pittsburgh, where he earned All-ACC Second-Team honors following the 2020 season. He joins CB Dane Jackson as the second Panther defensive back drafted by the Bills in as many years.

## IF YOU HAVEN'T 'HERD'

### USING HIS PLATFORM FOR GOOD

Reminiscing on his journey, Damar Hamlin decided that he wanted to use his platform to give back to others and created The Chasing M's Foundation. His first program was a toy drive in 2020.

He raised money on GoFundMe to purchase and donate toys to Kelly and Nina's Daycare Center in his hometown of McKees Rocks, Pennsylvania.

"The idea popped in my head right after Clemson week," Hamlin told the Pittsburgh Post-Gazette. "It sparked a thought in my head. But I actually couldn't do anything until after my eligibility was done as far as GoFundMe and all that. So it's been a solid week and a half of preparation for the toy drive. This was all able to happen off that short amount of time. That just goes to show the support that the town, the city, all of Pitt fans and the University of Pittsburgh, everyone that grew up watching me and knew my story personally and have been a part of it, that's just a testament to how much they support me."

## PERSONAL

The son of Mario and Nina Hamlin. Has one brother. Earned his bachelor's degree in communication from Pittsburgh.



## IF YOU HAVEN'T 'HERD'

# Chasing Millions

### CHASING M'S

In addition to the Chasing M's Foundation, Hamlin also has a clothing brand named Chasing M's. Chasing M's stands for Chasing Millions and according to the brand's website, it is "for those who have a dream and pursue it... It is for those who want something more and can't settle to be average."

Hamlin has donated clothes from his brand to his area high school in Pittsburgh, Sto-Rox, and will continue to use it to grow his platform and increase the people that he can reach.

## THE STAMPEDE

### FAVORITE ATHLETE:

Darrelle Revis

### FAVORITE MOVIE:

ATL

### NICKNAME:

D Ham

### FAVORITE FOOD:

Wings

### FIRST JOB GROWING UP:

Worked for his family's cleaning business at age 12

### FAVORITE TV SHOW:

Martin

### FAVORITE ICE CREAM

#### FLAVOR:

Cookies & Cream

### DREAM VACATION SPOT:

Dubai





# MARQUEL HARRELL

## OFFENSIVE LINEMAN

# 62

**6-3** **307** **1<sup>ST</sup> YEAR**



**JULY 18, 1997 (AGE 24)**



**FAIRBURN, GA**



**CREEKSIDE HS**



**AUBURN**



**FA: 2021**

## SHOUTOUTS

- Played five seasons at Auburn and appeared in 43 games during his time as a Tiger.
- Started 31 games at Auburn.
- Held down the left guard position in 2019 and 2018 after originally getting starting experience in 2017.
- Was named third team all-SEC by Phil Steele for his play in 2018.
- Made the SEC academic honor roll all five years.

## STAMPEDE

### Nicknames?

Quel or QuelPheW

### Biggest pet peeve?

The sound of rustling papers

### Favorite food?

Hot wings with lemon pepper sprinkles from American Deli in Atlanta.

### Favorite cartoon character?

Marvin the Martian. Has a tattoo of him on his shoulder.

### Number one thing on your bucket list?

Go to Japan



## FIRST-AND-10

**MARQUEL HARRELL** originally entered the NFL as an undrafted free agent with Buffalo after finishing his five-year career at Auburn (2015-19). Harrell spent time with both the Bills and the Las Vegas Raiders during his NFL career.

## IF YOU HAVEN'T 'HERD'

### FINDING CENTER

Like everyone else in the world, Marquel Harrell's world was turned upside down due to COVID-19.

In one of the most important times during his life, as he was searching to join an NFL team and move on to the next part of his career, Harrell had to find a way to keep himself sane. He began doing yoga in January and it ended up being the perfect help for him.

"One of my things that I felt like I had to improve on as a player was my flexibility," Harrell said to The Auburn Plainsman. "So, I just signed up for some classes in Auburn and I just have been hooked ever since the first class. And I just needed growth over the time and that was like implemented into my training sessions as well."

Between doing yoga at least four times a week, Harrell also focused on cooking healthy meals.

"I try and get a lot of fresh produce like apples and oranges and my vegetables and stuff," Harrell said. "Then I meal prep everything as far as food, like I might make pasta on Monday, and that'll stretch me for four days."

## PERSONAL

The son of Nayesha and Melvin Harrell, he has five siblings. Last name is pronounced hah-RELL. Graduated with a degree in kinesiology and is also pursuing a degree in nutrition. Harrell is fluent in French.



# BOBBY HART

## OFFENSIVE TACKLE

# 68

**6-5** **310** **7<sup>TH</sup> YEAR**



**AUGUST 21, 1994 (AGE 26)**



**FORT LAUDERDALE, FL**



**AQUINAS HS**



**FLORIDA STATE**



**FREE AGENT: 2021**

## SHOUTOUTS

- Has started 66-of-79 career games played during his six NFL seasons.
- Played in 14 games during the 2020 season, starting 13.
- Was one of just four Bengals to start all 16 games in 2019, and saw action on 98.9 percent (1086 of 1098) of Cincinnati's offensive snaps, the second-highest percentage on the team.
- Blocked for 1,000-yard rushing seasons by Bengals RB Joe Mixon in 2018 and 2019 — 1,137 yards in 2019 and an AFC-best 1168 yards in '18.
- Played in 10 games, with seven starts for the Giants in 2017.
- Played in 14 games, with 13 starts during the 2016 season with the Giants. Also played in the team's wild card game vs. the Green Bay Packers (1/8/17).
- In 2015, played in nine games as a rookie, with one start.
- Named a third-team All-ACC in 2014 with Florida State. Started 37 career games, including 28 consecutive at RT from 2013-14 for the Seminoles. Also started all 14 games at RT for 2013 Seminoles team that won National Championship.



## FIRST-AND-10

**BOBBY HART** joins the Bills after spending three seasons with the Bengals (2018-20). Hart originally entered the NFL as a seventh round pick in 2015 with the Giants, where he played through the 2017 season.

## IF YOU HAVEN'T 'HERD'

### GIVING BACK

Hart has fond memories of his days growing up in Lauderdale and enjoying all the athletic programs and camps he attended as a child. Now, the 6-5 310-pound offensive lineman is taking the initiative to give back to the community he calls home. The Hart to Greatness Foundation recently hosted its inaugural youth football camp at the Lauderdale Sports Complex. Approximately 150 players, ages 7-14, attended the free football camp conducted by Hart, his father Chris, National Football League players and local coaches. "I just wanted to show the kids they can make something of themselves no matter where they come from and give them hope. It was a very good turnout for our first camp with fellow NFL players Ruben Carter (Miami Dolphins) and J.T. Thomas (Giants) helping out. The kids got to witness that if they work hard, they can go wherever they want in life. We spoke a lot about respecting your parents, who will always be there for you and be in your corner," Hart said. "The camp's expectations were easily exceeded and I'm already looking forward to next year. Every year we're going to do something for the kids and I want to do a high school camp next season."

## PERSONAL

Is married and has two sons. Participated in high school wrestling and basketball in addition to playing football.



# BOBBY HART

## OFFENSIVE TACKLE

# 68

### THE STAMPEDE

**FAST FACT:**

Owens a business called INK, which specializes in sports management, construction and music

**FAVORITE FOOD:**

Bison

**DREAM VACATION SPOT:**

Egypt

**FAVORITE ICE CREAM:**

Vanilla

**FIRST JOB:**

Worked at a bank in high school

**ANOTHER SPORT HE'D WANT TO PLAY PROFESSIONALLY:**

Basketball and play like Kevin Durant

**SKILL HE WANTS TO LEARN:**

To play soccer like Ronaldo

**FAVORITE ANIMAL:**

Orca

**FAVORITE TV SHOW:**

Ozark

**FAVORITE MOVIE:**

Life





# TREYVON HESTER

## DEFENSIVE LINEMAN

# 62

**6-2** **304** **4<sup>TH</sup> YEAR**



**SEPTEMBER 21, 1992 (AGE 28)**



**PITTSBURGH, PA**



**PENN HILLS HS**



**TOLEDO**



**FA: 2021**

### SHOUTOUTS

- Has played in 41 career NFL games with two starts. Has totaled 40 tackles, four tackles for a loss and two sacks. Also has one fumble forced and one fumble recovery.
- As a member of the Philadelphia Eagles in 2018, Hester got a piece of Bears K Cody Parkey's last second field goal attempt, securing the Eagles 16-15 victory with the first blocked FG in Eagles postseason history.
- Spent the 2020 offseason with the Green Bay Packers and was on the Eagles practice squad to end the season.
- Picked up his first career sack with a takedown of Texans QB Deshaun Watson vs. HOU (12/23/18).
- Recorded a career high 19 tackles in his rookie season with the Raiders in 2017.
- Had a career-high five tackles at KC (12/10/17).
- Played in 47 games during his four years at Toledo, recording 161 tackles, 31.5 tackles for a loss and 13 sacks.



### FIRST-AND-10

**TREYVON HESTER** joins the Bills after spending time with both the Green Bay Packers and Philadelphia Eagles during the 2020 season. Hester originally entered the NFL in 2017 as a seventh round pick by the Oakland Raiders before spending time with the Eagles and the Washington Football Team in 2018 and 2019.

### IF YOU HAVEN'T 'HERD'

#### THE DOUBLE DOINK

Hester is forever a part of Philadelphia Eagles and NFL lore after he caused the famous "Double Doink" field goal miss by the Bears Cody Parkey in the 2018 NFL Playoffs.

The frustrating part for him? He didn't even get to see what happened. It wasn't until he saw the reaction from his teammates that he realized what had occurred.

"I didn't even see it bounce off," Hester said to The Morning Call. "I was so frustrated I thought I didn't get enough."

"It felt good," he said, "but to be honest I felt like I didn't get enough of it because when I looked back it looked like it was still on the right path, so when I looked back I'm like, 'Oh man, I didn't get enough.' When I turned back around, I just heard the reaction of the crowd and the team just running out there," he said. "It was just a surprise, like a wow — I couldn't believe that it really happened."

### PERSONAL

The son of Anthony Hester and Theresa Reynolds. Majored in criminal justice during his time at Toledo. Earned first-team all-state and first-team All-WPIAL honors during his time at Penn Hills high school in Pittsburgh.



# TREYVON HESTER

## DEFENSIVE LINEMAN

# 62

### TREYVON HESTER'S NFL REGULAR SEASON DEFENSIVE STATISTICS

		TACKLES											INTERCEPTIONS					FUMBLES			ST				MISC	
DATE	TEAM	GP	GS	TK	S	A	TFL	YDS	SK	YDS	QBH	NO	YDS	LG	TD	PD	FF	FR	YDS	TK	S	A	FF	FR	S	A
2017	Raiders	14	1	19	9	10	1	4	0.0	0.0	4	0	0	0	0	0	1	0	0	0	0	0	0	0	0	0
2018	Eagles	12	1	13	8	5	2	11	1.0	8.0	3	0	0	0	0	0	0	0	0	0	0	0	0	0	0	0
2019	Washington	15	0	8	2	6	1	8	1.0	8.0	1	0	0	0	0	0	1	0	0	0	0	0	0	0	0	0
TOTALS		41	2	40	19	21	4	23	2.0	16.0	8	0	0	0	0	0	1	1	0	0	0	0	0	0	0	0

### TREYVON HESTER'S NFL POSTSEASON DEFENSIVE STATISTICS

		TACKLES											INTERCEPTIONS					FUMBLES			ST				MISC	
DATE	TEAM	GP	GS	TK	S	A	TFL	YDS	SK	YDS	QBH	NO	YDS	LG	TD	PD	FF	FR	YDS	TK	S	A	FF	FR	S	A
2018	Eagles	2	0	1	1	0	0	0	0.0	0.0	0	0	0	0	0	0	0	0	0	0	0	0	0	0	0	0
TOTALS		2	0	1	1	0	0	0	0.0	0.0	0	0	0	0	0	0	0	0	0	0	0	0	0	0	0	0

## SINGLE-GAME HIGHS: DEFENSIVE

**Total Tackles** 5 at Kansas City Chiefs, Dec 10, 2017  
**Sacks** 1.0 at Miami Dolphins, Oct 13, 2019  
**Forced Fumbles** 1 vs. New England Patriots, Nov 19, 2017

**Fumble Recoveries** 1 at New York Giants, Sep 29, 2019  
**Tackles For Loss** 1 at Miami Dolphins, Oct 13, 2019



# ISAIAH HODGINS

## WIDE RECEIVER

# 16

**6-3** **201** **1<sup>ST</sup> YEAR**



**OCTOBER 21, 1998 (AGE 22)**



**WALNUT CREEK, CA**



**BEREAN CHRISTIAN HS**



**OREGON STATE**



**DRAFT: 2020 (6TH RD)**

## SHOUTOUTS

- During three seasons at Oregon State, caught 176 passes for 2,322 yards (an average of 13.2 yards per reception) and 20 touchdowns. His 20 touchdowns tied for the second-most in school history.
- In 2019, caught 86 passes for 1,171 yards (13.6 per) and 13 touchdowns. Earned second-team All-Pac 12 honors. His 13 touchdown catches marked the second-most ever by a Beaver in a single season.
- In 2018 as a sophomore, earned honorable mention All-Pac-12 honors as OSU's leading receiver catching 59 passes for 876 yards five TDs.
- As a freshman in 2017, caught 31 passes for 275 yards and two TDs in 11 games (six starts). Caught the game winning touchdown in the fourth quarter against Portland State.
- His 14 receptions against Nevada in 2018 are tied for the most in a single game by an Oregon State player, equalling Mike Hass (2004 vs. Arizona State) and Brandin Cooks (2013 vs. San Diego State).
- Had eight career 100-yard receiving games, tied for sixth-most all-time at OSU.



## FIRST-AND-10

**ISAIAH HODGINS** was drafted by the Bills in the sixth round (207th overall) in 2020, after playing three years for Oregon State. Hodgins led the Beavers having racked up 20 receiving touchdowns, a total that ranks second in school history.

## IF YOU HAVEN'T 'HERD'

### A FAMILY DYNASTY

Back in 1998 while coaching San Jose State, Dave Baldwin let James Hodgins skip two practices for the birth of his son, Isaiah Hodgins. Fast forward 18 years and that decision paid off as Baldwin was now coaching Isaiah as the Oregon State WR coach. "Maybe I was just looking down the road, because I knew (Isaiah) was going to play for me," Baldwin said to Oregon Live. That decision paid off again when the youngest Hodgins, Isaac, also committed to Oregon State as he was intrigued at Isaiah and himself creating something of a family dynasty.

Both Isaiah and Isaac have benefited by being able to pick the brain of their father who played for eight NFL seasons, most famously paving the way for Marshall Faulk and the Rams 'Greatest Show on Turf'. James also oversaw their development by coaching the duo in high school. He recognized their talent, but made sure they knew it was going to come down to their work ethic. "The talent is there. The size is there," James said. "And then when you apply how hard they work, as a family we're expecting that it's going to be an exciting four or five years."

## PERSONAL

Married to Maya and has a son, Isaiah Hodgins Jr. Is the son of James and Stephanie Hodgins. Has two brothers and a sister. His brother, Isaac, also plays college football at Oregon State. His dad enjoyed a eight year NFL playing career as a fullback for the Rams, Cardinals and Jets.



# ISAIAH HODGINS

## WIDE RECEIVER

# 16

### IF YOU HAVEN'T 'HERD'



### TIED AT THE HIP

Hodgins' brother, Isaac Hodgins is just 370 days younger than Isaiah, but the two have been joined at the hip throughout their childhood and their football careers which included a chance to play together at Oregon State. "When I was young, I didn't talk very much until I was like four-years old," said Isaac. "The only person I would talk to was Isaiah. So if I was hungry or something I would ask him for some food and then Isaiah would ask my parents for the food. So, that was just our relationship. We walked to school together. We did everything together."

### FOLLOWING DAD'S FOOTSTEPS

When your dad plays eight years in the NFL, expectations are high for you to produce on the gridiron. That wasn't initially the case with Isaiah. "I wasn't good at all and I'm pretty sure my dad, probably was mad on the inside," Hodgins said. "Being an NFL player and then seeing his son not be very good at football. I know it was probably rough for him." He had flipped the script by the time he arrived in high school though, tallying three consecutive 1,000-yard receiving seasons from his sophomore to senior seasons en route to a scholarship at Oregon State and being drafted by the Bills.

### THE STAMPEDE

#### FAVORITE ATHLETE:

Kobe Bryant

#### NICKNAMES:

Bear

#### PREGAME RITUAL:

Pray with his wife

#### FAVORITE MOVIE:

Stomp the Yard

#### SKILL HE WANTS TO LEARN:

To play baseball

#### PETS:

A pit mix named Bella



#### PLAYER HE EMULATES:

Larry Fitzgerald

#### FAVORITE TV SHOW:

Anything on NFL Network

#### PET PEEVE:

People who chew with their mouth open

#### FLATS OR DRUMSTICKS:

Flats

#### DREAM VACATION SPOT:

Jamaica

#### FIRST JERSEY:

Saints: Reggie Bush





# JACOB HOLLISTER

## TIGHT END

# 80

6-4

245

5<sup>TH</sup> YEAR



NOVEMBER 14, 1996 (AGE 24)



BEND, OREGON



MOUNTAIN VIEW HS



WYOMING



FA: 2021

## SHOUTOUTS

- Has appeared in 50 career games with 10 starts and has totaled 74 receptions for 652 yards and 6 touchdowns. Has also appeared in 4 postseason games and has recorded eight receptions for 63 yards.
- Played in all 16 games with five starts with Seattle in the 2020 season and hauled in 25 receptions for 209 yards and three touchdowns.
- Was traded from New England to Seattle during the 2019 offseason and responded with his most productive season. He played in 11 games with three starts and totaled 41 receptions for 349 yards and three touchdowns.
- Set a career-high with eight receptions for 62 yards and a touchdown at SF (11/11/2019).
- Played in eight games with one start in 2018 with New England and recorded four receptions for 52 yards before being placed on injured reserve prior to the playoffs.
- Earned a spot with the Patriots as an undrafted rookie in 2017 and appeared in 15 games.



## FIRST-AND-10

**JACOB HOLLISTER** joined the Buffalo Bills in 2021 after spending the 2019 and 2020 seasons with the Seattle Seahawks. He was originally entered the league as an undrafted free agent to the Patriots, where he played from 2017-2018.

## IF YOU HAVEN'T 'HERD'

### CHASING A DREAM TOGETHER

The NFL was always the dream for Jacob Hollister, but he wasn't the only member of his family chasing that dream. So was his twin brother, Cody.

After spending part of their college career together at Arizona Western Community College and spending part of their college careers at different schools, both Hollister brothers went undrafted in 2017. In a twist that was well received by both, the Hollister's were both offered a chance to break in to the league with the New England Patriots.

"We didn't even dream about being on the same team because it's so unfathomable, that now that it did happen, it's like 'wow,'" Cody told CBS 4 in Boston. "We didn't even ask for this much and it happened this way."

The twins spent two seasons together before Jacob moved to the Seahawks and Cody to the Titans, but they continue to support each other and hope to one day play together again.

## PERSONAL

The son of Jennifer Connolly and Evan Hollister. His twin brother, Cody, is a wide receiver for the Tennessee Titans. Also has a sister named Sierra.



### IF YOU HAVEN'T 'HERD'



### NEW POSITION, NEW JOURNEY

After playing quarterback since the age of 4, it was a big shock for Hollister when Tom Minnick, his coach at Arizona Western, told him he was switching positions to tight end following the end of spring practices in 2013. He had never played tight end or even thought about playing tight end. "I told him I want to call my father who I thought would be really pissed off," recalled Hollister, a state championship quarterback in high school. "Instead, he was great. He told me I always knew you would be a tight end. He was so confident in me and that alone helped me a great deal. I got to work right away with my brother, who taught me how to get into a receiver's stance."

In 2014, Hollister hosted a junior college quarterback on a campus visit to Wyoming. His head coach at Wyoming told him that they really needed to get this player to help our program and that I would be a good resource for him because he came from a junior college program. That quarterback was Josh Allen from Reedley College. Hollister hosted Allen at his house in Thaxton and they hung out and had some pizza. "One of the biggest things I remember is that he wanted to show me his highlight tape on his phone," laughingly recalled Hollister. "Right there and then I knew this kid was confident and had ice in his veins. After watching it, I honestly couldn't believe we were the only school to offer him. I'm glad we did."

### THE STAMPEDE

#### FAVORITE MOVIE:

Legends of Fall

#### FAVORITE MUSICAL ARTIST:

Ruston Kelly

#### BUCKET LIST ITEM:

Swim with sharks

#### HIDDEN TALENT:

Plays guitar and writes songs

#### FAVORITE FOOD:

Pesto pasta

#### FIRST JOB:

Buying garage sale items and flipping them on eBay



### THE STAMPEDE

# 1.

#### FAMOUS HIGH SCHOOL TEAMMATE

Cody Hollister



# 2.

#### FAVORITE ATHLETE GROWING UP

Brett Favre



# 3.

#### DREAM VACATION

Israel



# 4.

#### FAVORITE TV SHOW

The Chosen





### JACOB HOLLISTER'S NFL REGULAR SEASON RUSHING/RECEIVING STATISTICS

				RECEIVING					RUSHING				
DATE	TEAM	GP	GS	NO.	YDS.	AVG.	LG	TD	NO.	YDS.	AVG.	LG	TD
2017	Patriots	15	1	4	42	10.5	19	0	1	5	5.0	5	0
2018	Patriots	8	1	4	52	13.0	23	0	0	0	0.0	0	0
2019	Seahawks	11	3	41	349	8.5	22	3	0	0	0.0	0	0
2020	Seahawks	16	5	25	209	8.4	20	3	0	0	0.0	0	0
TOTALS		50	10	74	652	8.8	23	6	1	5	5.0	5	0

### JACOB HOLLISTER'S NFL POSTSEASON RUSHING/RECEIVING STATISTICS

				RECEIVING					RUSHING				
DATE	TEAM	GP	GS	NO.	YDS.	AVG.	LG	TD	NO.	YDS.	AVG.	LG	TD
2017	Patriots	1	0	1	0	0.0	0	0	0	0	0.0	0	0
2018	Patriots	0	0	0	0	0.0	0	0	0	0	0.0	0	0
2019	Seahawks	2	2	7	63	9.0	19	0	0	0	0.0	0	0
2020	Seahawks	1	1	0	0	0.0	0	0	0	0	0.0	0	0
TOTALS		4	3	8	63	7.9	19	0	0	0	0.0	0	0

## SINGLE-GAME HIGHS: RUSHING/RECEIVING

**Rush Attempts** 1 vs. Buffalo Bills, Dec 24, 2017  
**Rushing Yards** 5 vs. Buffalo Bills, Dec 24, 2017  
**Longest Runs** 5 vs. Buffalo Bills, Dec 24, 2017  
**Receptions** 8 at San Francisco 49ers, Nov 11, 2019  
**Receiving Yards** 64 vs. Arizona Cardinals, Dec 22, 2019  
**Longest Receptions** 23 at Jacksonville Jaguars, Sep 16, 2018

**Receiving TDs** 2 vs. Tampa Bay Buccaneers, Nov 03, 2019  
**All-Purpose Yards** 64 vs. Arizona Cardinals, Dec 22, 2019  
**Special Teams Tackles** 1 vs. Los Angeles Rams, Dec 27, 2020  
**Miscellaneous Tackles** 1 vs. Arizona Cardinals, Dec 22, 2019  
**Most TDs** 2 vs. Tampa Bay Buccaneers, Nov 03, 2019  
**Receiving Average** 12.8 vs. Arizona Cardinals, Dec 22, 2019



# BUG HOWARD

## TIGHT END

# 81

**6-4** **230** **1<sup>ST</sup> YEAR**



**SEPTEMBER 21, 1992 (AGE 28)**



**ROCHELLE, GA**



**WILCOX COUNTY HS**



**NORTH CAROLINA**



**FA: 2021**

### SHOUTOUTS

- Has spent time with the Indianapolis Colts, Carolina Panthers, Denver Broncos and Jacksonville Jaguars during his NFL career.
- Played in 53 games with 20 starts while at North Carolina and pulled in 146 receptions for 2,048 yards and 18 touchdowns.
- Earned honorable mention All-ACC honors in 2016 after starting in all 13 games and totaling 53 catches for 827 yards and a team leading eight touchdowns.
- Played all 14 games with seven starts in 2015 and recorded 29 receptions for 488 yards and four touchdowns.
- Appeared in all 13 games in 2014 and had 42 receptions for 455 yards and two touchdowns.
- Was a Class A all-state selection by the Atlanta Journal-Constitution and was named the Offensive Class A Player of the Year.
- Recorded the second-highest single season receiving total in Georgia high school history with 1,630 yards as a senior.



### FIRST-AND-10

**BUG HOWARD** joins the Bills after spending time with both the Denver Broncos and the Jacksonville Jaguars during the 2020 season. Howard originally entered the NFL in 2017 as an undrafted free agent with the Indianapolis Colts and has spent time with the Cleveland Browns and Carolina Panthers. Was a member of the Atlanta Legends of the AAF in 2019.

### IF YOU HAVEN'T 'HERD'

#### THE BUG MAN

Raised in small town Rochelle, Georgia, Johnathan Howard has been known as "Bug" his whole life. When he used to bother his grandmother, she started calling him Bug and the name stuck.

"I stay in a small town," Howard told Dawg Nation. "Having that name in a small town, everybody'd hear my Grandma call me Bug, so my friends would call me Bug. Then it just caught on. Then, when college coaches started coming to recruit me, they'd come to the school and ask for Johnathan. (School officials would) say, 'Who's Johnathan?' They'd figure it out and say, 'Oh, you're talking about 'Bug.' So I carried that to college."

#### NEW POSITION

Bug Howard played wide receiver his whole career, starting as a highly rated recruit and ending up leading North Carolina in touchdowns during his senior season. After bouncing to a few teams in the NFL, he spent time in the AAF before coming back to the NFL as a tight end.

### PERSONAL

Full name is Johnathan "Bug" Howard. Was given the nickname by his grandmother when he was a toddler. Majored in communications studies while at North Carolina.



# JERRY HUGHES

## DEFENSIVE END

# 55

**6-2** **254** **12<sup>TH</sup> YEAR**

**AUGUST 13, 1988 (AGE 32)**



**SUGAR LAND, TX**



**STEPHEN F. AUSTIN HS**

**TCU TCU**



**TRADE: 2013 (IND)**

### SHOUTOUTS

- Ranks 5th in Bills history with 51 sacks. (Cornelius Bennett is 4th with 52.5).
- Had 2 sacks in Divisional playoff game vs. Bal. (1/16/21) and is 4th in Bills playoff history with 6 sacks.
- Returned a fumble 21 yards for the 2nd touchdown of his career at Den. (12/19/20).
- Sacked and forced a fumble of Russell Wilson vs. Sea (11/8/20).
- Had first INT since his junior year at TCU (2008) at NYJ (10/25/20). Also had 2 sacks of Sam Darnold and a forced fumble to earn AFC Defensive player of the week.
- Posted Bills playoff record and career-high 3 sacks of Deshaun Watson at Hou. (1/4/20).
- Became 4th Bill with back-to-back 10+ sack seasons, joining Bruce Smith, Aaron Schobel and Mario Williams.
- Forced and recovered a fumble by RB Terrance West and returned it 18 yards for a TD vs. Cle. (11/30/14).
- Led the nation with 15 sacks at TCU in 2008 and finished career ranked 2nd in school history with 28.5 sacks behind Aaron Schobel's 31.



### FIRST-AND-10

**JERRY HUGHES** is the longest tenured Bill after being acquired in a trade with Indianapolis in 2013 for LB Kelvin Sheppard. Hughes entered the NFL as a first round pick (31st overall) of the Colts in 2010. A dynamic pass rusher, he has registered a team-high 51 sacks and 14 forced fumbles since 2013. Hughes signed a two-year contract extension on May 21, 2019.

### IF YOU HAVEN'T 'HERD'

#### "THE REST IS HISTORY"

After rushing for 1,412 yards and 19 TDs as a high school senior, Hughes was recruited as a running back. He chose to attend TCU to join Gary Patterson's squad as an "athlete." Not knowing what that completely meant, Hughes showed up to his locker one day to find a jersey with the number 98 on it. "I thought it meant I was redshirted or something," recalled Hughes. "I had no idea I was going to play defensive end. Heck, I never played defense before in my life. Ever. What coach told me was that I have a better shot at playing 10 years in the NFL as a defensive end than maybe like three years as a running back. So I had to put some weight on my 210-pound body and the rest is history." Hughes went on to finish his career at TCU with 28.5 sacks.

### PERSONAL

He and his wife, Meghan, have a son, J.R., and a daughter, Hayden. Parents are Jerry and Pam Hughes. Has two German Shepherds named CeCe and GG. Earned a degree in communications. During the pandemic in 2020, he partnered with The Grange Community Kitchen to supply meals to Western New York first responders and healthcare workers while donating \$50,000 to help various charitable efforts in the Buffalo area.



# JERRY HUGHES

## DEFENSIVE END

# 55


### IF YOU HAVEN'T 'HERD'



### POSITIVE CHANGE

In 2020, Hughes was a key driver in the Bills social justice efforts in conjunction with the City of Buffalo leadership team. Their platform included closing the digital divide, encouraging census participation, and voter education.

"A lot of our lives have been impacted by the coronavirus, so it gave us plenty of time to reflect not only on our lives but a lot that was going on around the country," Hughes said. "We felt like, once we got together as a team, how could we come together as a team and cause some positive change and actually come up with a solution?"



### HORNED FROG HALL OF FAMER

Hughes was named to the TCU Hall of Fame in 2020 as he was one of two players in program history to be a two-time consensus first-team All-American (2008 and 2009). He led the nation with 15 sacks in 2008 and posted 11.5 sacks in 2009. Hughes won the Ted Hendricks Award as the nation's top defensive end and the Lott IMPACT Trophy in 2009. Upon learning of this honor Hughes tweeted, "Pinch me I must be dreaming! What an honor it is to be mentioned with these TCU greats! God is amazing, and this just proves ANYTHING IS POSSIBLE!!!"

### THE STAMPEDE

#### PLAYERS YOU LEARNED FROM THE MOST:

Dwight Freeney and Robert Mathis

#### IF YOU COULD PLAY ANOTHER PRO SPORT:

Baseball for the Astros

#### FAVORITE MOVIE:

Training Day

#### BIGGEST PET PEEVE:

Clutter

#### TOP OF HIS BUCKET LIST:

Go into a shark tank

#### FAVORITE VACATION SPOT:

Fiji

#### FIRST JERSEY OWNED:

Warren Moon, Oilers



### BUFFALO TRACKS

#### BILLS ALL-TIME SACK LEADERS

1. Bruce Smith	1985-99	171.0
2. Aaron Schobel	2001-09	78.0
3. Phil Hansen	1991-2001	61.5
4. Cornelius Bennett	1987-95	52.5
5. Jerry Hughes	2013-20	51.0
6. Kyle Williams	2006-18	48.5

#### BILLS ALL-TIME PLAYOFF SACK LEADERS

1. Bruce Smith	14.5
2. Jeff Wright	9.0
3. Darryl Talley	6.5
4. Jerry Hughes	6.0

#### HUGHES' CAREER TOUCHDOWNS

- Returned a fumble 18 yards vs. Cle. (11/30/14)
- Returned a fumble 21 yards at Den. (12/19/20)



# JERRY HUGHES

## DEFENSIVE END

# 55

### JERRY HUGHES' NFL REGULAR SEASON DEFENSIVE STATISTICS

				TACKLES								INTERCEPTIONS					FUMBLES			ST				
DATE	TEAM	GP	GS	TK	S	A	TFL	YDS	SK	YDS	QBH	NO	YDS	LG	TD	PD	FF	FR	YDS	TK	S	A	FF	FR
2010	Colts	12	0	6	6	0	1	0	0.0	0.0	1	0	0	0	0	0	0	0	0	0	0	0	0	0
2011	Colts	12	1	9	4	5	0	0	1.0	5.0	1	0	0	0	0	0	0	0	0	6	2	4	0	0
2012	Colts	16	6	34	23	11	7	0	4.0	18.0	10	0	0	0	0	1	0	0	0	7	6	1	0	0
2013	Bills	16	1	42	30	12	9	59	10.0	65.5	18	0	0	0	0	2	2	0	0	4	2	2	0	0
2014	Bills	16	16	53	36	17	13	70	10.0	64.0	20	0	0	0	0	0	3	1	18	0	0	0	0	0
2015	Bills	16	16	52	37	15	8	53	5.0	63.0	12	0	0	0	0	4	2	1	2	0	0	0	0	0
2016	Bills	16	15	48	31	17	8	60	6.0	56.0	11	0	0	0	0	3	1	0	0	0	0	0	0	0
2017	Bills	16	16	44	28	16	12	48	4.0	24.0	11	0	0	0	0	0	1	0	0	0	0	0	0	0
2018	Bills	16	16	37	30	7	13	52	7.0	42.5	18	0	0	0	0	1	3	0	0	0	0	0	0	0
2019	Bills	16	16	23	14	9	6	30	4.5	27.5	9	0	0	0	0	3	0	1	11	0	0	0	0	0
2020	Bills	15	15	29	19	10	4	13	4.5	20.0	11	1	-3	0	0	3	2	2	21	0	0	0	0	0
TOTALS		167	118	377	258	119	81	385	56.0	385.5	122	1	-3	0	0	17	14	5	52	17	10	7	0	0

### JERRY HUGHES' NFL POSTSEASON DEFENSIVE STATISTICS

				TACKLES								INTERCEPTIONS					FUMBLES			ST				
DATE	TEAM	GP	GS	TK	S	A	TFL	YDS	SK	YDS	QBH	NO	YDS	LG	TD	PD	FF	FR	YDS	TK	S	A	FF	FR
2010	Colts	1	0	0	0	0	0	0	0.0	0.0	0	0	0	0	0	0	0	0	0	0	0	0	0	0
2012	Colts	1	0	1	1	0	0	0	0.0	0.0	0	0	0	0	0	0	0	0	0	0	0	0	0	0
2017	Bills	1	1	3	1	2	0	0	0.0	0.0	0	0	0	0	0	0	0	0	0	0	0	0	0	0
2019	Bills	1	1	4	3	1	3	6	3.0	6.0	4	0	0	0	0	0	0	0	0	0	0	0	0	0
2020	Bills	3	3	6	5	1	3	15	3.0	13.0	3	0	0	0	0	0	0	0	0	0	0	0	0	0
TOTALS		7	5	14	10	4	6	21	6.0	19.0	7	0	0	0	0	0	0	0	0	0	0	0	0	0

## SINGLE-GAME HIGHS: DEFENSIVE

**Total Tackles** 9 vs. Cincinnati Bengals, Oct 13, 2013  
**Sacks** 2.0 at New York Jets, Oct 25, 2020  
**Passes Defensed** 2 at New York Jets, Sep 08, 2019  
**Forced Fumbles** 1 vs. Seattle Seahawks, Nov 08, 2020

**Fumble Recoveries** 1 at Denver Broncos, Dec 19, 2020  
**Tackles For Loss** 3 at Green Bay Packers, Sep 30, 2018  
**Interceptions** 1 at New York Jets, Oct 25, 2020  
**Special Teams Tackles** 3 vs. Green Bay Packers, Oct 07, 2012



# MICAH HYDE

## SAFETY

# 23

**6-0** **197** **9TH YEAR**



**DECEMBER 31, 1990 (AGE 30)**



**FOSTORIA, OHIO**



**FOSTORIA HS**



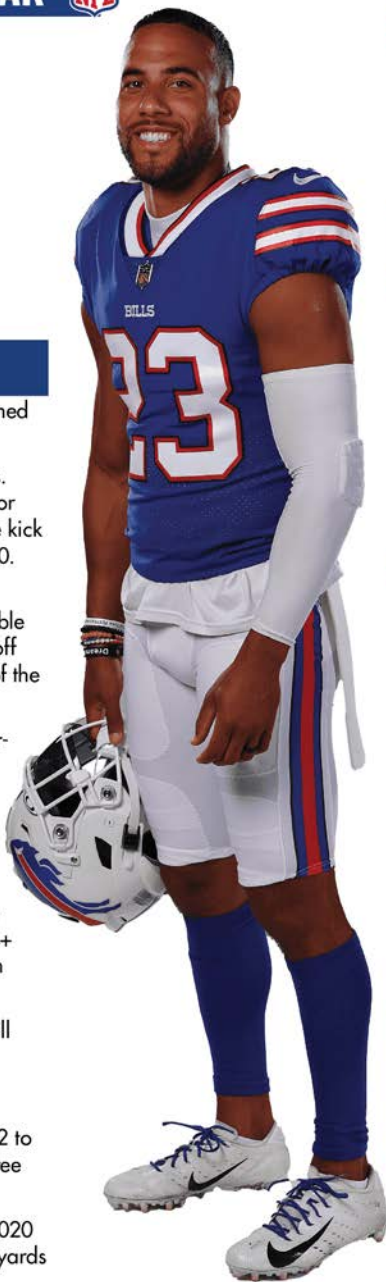
**IOWA**



**FREE AGENT: 2017**

## SHOUTOUTS

- Named a 2017 Pro Bowler and earned 2nd-team All-Pro honors.
- Returned an onside kick 45 yards vs. Mia. (10/21/19) to seal a 5-1 start for the Bills. Marked the first NFL onside kick returned for a touchdown since 2010.
- At NE (12/21/19), recovered and returned a Jordan Poyer forced fumble 31 yards. Vs. NE (9/29/19) picked off Tom Brady for his first interception of the 2019 season.
- Tied for 5th in the NFL with a career-high five interceptions in 2017. He and fellow safety Jordan Poyer combined for 10 interceptions in 2017 - tops among all safety duos in the NFL.
- Is one of four defensive backs in the NFL since 2013 with 17+ INTs and 4+ sacks, joining Harrison Smith, Logan Ryan and Tyrann Mathieu.
- Tied with Desmond Howard and Will Blackmon for first in Packers history with three career punt returns for a touchdown. Also Became the first defensive back in Packers since 1982 to register a sack in each of his first three seasons.
- Logged his first interception of the 2020 season at SF (12/8), returning it 33-yards and setting up the Bills for



## FIRST-AND-10

**MICAH HYDE** signed a two-year contract extension with the Bills in 2021, tying him to the team through 2023. He originally joined the Bills as a free agent in 2017 after spending his first four NFL seasons in Green Bay. Hyde was a 5th round pick of the Packers in 2013.

## IF YOU HAVEN'T 'HERD'

### COUNTED OUT

"I have always been overlooked." And it's something Hyde takes a lot of pride in and it fuels his desire to be the best. Recruited only by Iowa and MAC schools, he committed to Iowa on the last day of the signing period. "When I was a free agent, Buffalo was the only team that was interested. It all keeps me working. I'm never the one to look for pats on the back."

### NO DEBT


Hyde's foundation, IMagINE For Youth, stepped up for his hometown of Fostoria, OH in December by paying off \$1,485 of Fostoria City School lunch debt that helped 167 children in the district. "Micah is a product of where he comes from and he worked really hard getting to where he is. And I think he is fortunate, obviously, to be an NFL player and to be able to be fortunate like that and be able to give back to your community. I think that's a mark of an outstanding individual," said Tracy Troxel (from IMagINE For Youth).

## PERSONAL

He and his wife, Amanda, were married on July 7, 2018. The couple welcomed a son, Micah Jr., in March 2020. Son of Pamela Moore and his stepfather Clayton Moore. His brother, Marcus, was a safety at Michigan State from 2007-10. In high school, earned first-team, all-state honors as a quarterback. Graduated with a degree in recreation and sports business.



### IF YOU HAVEN'T 'HERD'



### IMAGINE FOR YOUTH FOUNDATION

Took an idea that began as part of a class project in college and started the IMagI Ne for Youth Foundation, an organization that collected sporting goods and donated them to local charities in Iowa. The foundation has continued on with its work in other states. "I believe sports are a gateway to learning how to be successful in life," said Hyde. [imagineforyouth.org]

### BENEFITING BUFFALO

Hyde hosted a charity softball game in June 2019 to support his IMagI Ne for Youth Foundation, while also helping him and his teammates grow closer together. The game generated more than \$40,000 which will be given back to the Buffalo community. The two teams pitted the offense against the defense, with the defense emerging victorious 8-7.

### THE STAMPEDE

#### PREGAME RITUAL:

Likes to joke around

#### FAVORITE APP:


Google Home

#### FIRST JERSEY:

Terrell Davis

#### HIDDEN TALENT:

Can play any sport



### HYDE'S GREEN THUMB

Growing up in a single family home, Hyde was mentored by a family friend, Ken Watson (pictured with Hyde above), who operated a farm in Tiffin, Ohio. Micah worked for Watson at that farm. "He taught me the value of the dollar and what hard work can do for you. I'd wake up early in the morning and do all sorts of jobs like baling straw, moving boulders, and cutting down trees."

It would not be a stretch to drive by Hyde's house now and see him outside gardening, mulching, or planting. "I'm really meticulous about how everything looks outside. I take a great deal of pride in that. Honestly, being so detail-oriented correlates with how I try to live my life as a whole. I learned those skills and other life lessons from working on that farm."

#### FAVORITE FOOD:

Mexican

#### MOST FAMOUS CELL

#### PHONE CONTACT:

Tre'Davious White

#### FAVORITE PLAYERS:


Deion Sanders and Champ Bailey

#### ADVICE TO YOUNGER SELF:

Stay the course and grind

#### BEST PLAYER FACED:

Calvin Johnson





### MICAH HYDE'S NFL REGULAR SEASON DEFENSIVE STATISTICS

				TACKLES								INTERCEPTIONS					FUMBLES			ST				
DATE	TEAM	GP	GS	TK	S	A	TFL	YDS	SK	YDS	QBH	NO	YDS	LG	TD	PD	FF	FR	YDS	TK	S	A	FF	FR
2013	Packers	16	3	47	34	13	2	5	1.0	10.0	0	0	0	0	0	2	1	0	0	7	6	1	0	1
2014	Packers	16	12	57	43	14	2	8	1.0	7.0	1	2	9	9	0	7	0	0	0	3	3	0	0	0
2015	Packers	15	7	50	46	4	1	3	1.0	3.0	1	3	36	34	0	6	0	1	0	5	5	0	0	1
2016	Packers	16	11	56	45	11	3	10	1.0	6.0	2	3	11	11	0	9	0	1	0	2	2	0	0	1
2017	Bills	16	16	82	65	17	2	9	0.0	0.0	0	5	64	37	0	13	0	0	0	0	0	0	0	0
2018	Bills	15	15	57	41	16	1	2	0.0	0.0	0	2	16	16	0	5	0	1	9	1	0	1	0	0
2019	Bills	16	16	72	50	22	1	2	0.0	0.0	1	1	0	0	0	2	2	1	31	0	0	0	0	0
2020	Bills	15	15	70	48	22	1	6	0.0	0.0	0	1	33	33	0	5	0	0	0	0	0	0	0	0
TOTALS		125	95	491	372	119	13	45	4.0	26.0	5	17	169	37	0	49	3	4	40	18	16	2	0	3

### MICAH HYDE'S NFL POSTSEASON DEFENSIVE STATISTICS

				TACKLES								INTERCEPTIONS					FUMBLES			ST				
DATE	TEAM	GP	GS	TK	S	A	TFL	YDS	SK	YDS	QBH	NO	YDS	LG	TD	PD	FF	FR	YDS	TK	S	A	FF	FR
2013	Packers	1	0	5	4	1	0	0	0.0	0.0	0	0	0	0	0	1	1	0	0	0	0	0	0	0
2014	Packers	2	1	2	2	0	0	0	0.0	0.0	1	0	0	0	0	0	0	0	0	0	0	0	0	1
2015	Packers	2	0	8	2	6	0	0	0.0	0.0	0	0	0	0	0	1	0	0	0	1	1	0	0	0
2016	Packers	3	3	14	12	2	2	8	1.0	6.0	1	1	18	18	0	3	0	0	0	0	0	0	0	0
2017	Bills	1	1	4	4	0	0	0	0.0	0.0	0	0	0	0	0	0	0	0	0	0	0	0	0	0
2019	Bills	1	1	5	4	1	0	0	0.0	0.0	0	0	0	0	0	0	0	0	0	0	0	0	0	0
2020	Bills	3	3	17	14	3	0	0	0.0	0.0	0	0	0	0	0	3	0	0	0	0	0	0	0	0
TOTALS		13	9	55	42	13	2	8	1.0	6.0	2	1	18	18	0	8	1	0	0	1	1	0	0	1

### SINGLE-GAME HIGHS: DEFENSIVE

**Total Tackles** 12 at San Francisco 49ers, Dec 07, 2020  
**Sacks** 1.0 vs. New York Giants, Oct 09, 2016  
**Passes Defensed** 3 at Chicago Bears, Dec 18, 2016  
**Forced Fumbles** 1 at Dallas Cowboys, Nov 28, 2019  
**Fumble Recoveries** 1 at New England Patriots, Dec 21, 2019

**Tackles For Loss** 1 at Arizona Cardinals, Nov 15, 2020  
**Interceptions** 2 at Atlanta Falcons, Oct 01, 2017  
**Special Teams Tackles** 2 vs. Cleveland Browns, Oct 20, 2013  
**Special Teams Fumble Recoveries** 1 vs. Minnesota Vikings, Dec 24, 2016



# DANE JACKSON

## CORNERBACK

# 30

5-11

180

2<sup>ND</sup> YEAR



NOVEMBER 29, 1996 (AGE 24)



CORAOPOLIS, PA



CORNELL/QUAKER VALLEY



PITTSBURGH



DRAFT: 2020 (7TH RD)

## SHOUTOUTS

- Started at Arz. (11/15/20) and posted 8 tackles, a PBU in the end zone and a fumble recovery.
- In his first NFL game at NYJ (10/25/20), started at cornerback and registered an INT of Sam Darnold along with 2 PBUs.
- Finished four-year career at Pittsburgh with 148 tackles, 4 INTs, 43 PBUs, 4 FF and 2 FR and 1.5 sacks in 50 games.
- Earned second-team All-ACC honors in 2019 after leading his team with 12 passes defended. Also posted 43 tackles and an interception at Duke (10/5/19).
- Received honorable mention All-ACC in 2018, with team-leading 41 passes defended and 4 forced fumbles (4).
- Returned a fumble 35 yards for a TD in a 44-37 OT victory vs. Syracuse (10/6/18).
- Tied for the team lead in interceptions (2) in 2017 with Avonte Maddox, including one of Trace McSorley at the goal line at Penn State (9/9/17).
- Posted his first career sack vs. Daniel Jones in the 4th quarter of a 24-17 win at Duke (10/21/17).
- Posted his first career interception vs. Syracuse (11/26/16) and returned it 20 yards for a touchdown in a 76-61 win.



## FIRST-AND-10

**DANE JACKSON** is in his second season in Buffalo after being drafted by the Bills in the seventh round (239th overall) in 2020. Jackson saw action in 5 games (2 starts) as a rookie and posted an interception, a fumble recovery, and 15 tackles.

## IF YOU HAVEN'T 'HERD'

### TWO SPORTS, TWO SCHOOLS

Jackson began playing football at the age of 7 for the West Pittsburgh Steelers in a youth league. As a freshman at Cornell High School, he played defensive back and wide receiver. After his school dropped its football program, Jackson played for nearby Quaker Valley High School through a cooperative program between the two schools.

Jackson eventually became the team's starting quarterback during his junior season of 2013 at Quaker Valley and led the school to its first playoff berth since 1999. He rushed for 1,111 yards and 9 TDs, while throwing for 975 yards and 13 TDs.

Meanwhile Jackson continued to star on Cornell's basketball team and averaged 28 points per game as a senior. He scored a school-record 51 points in a win against Rochester.

According to the Beaver County Times, Jackson became the 8th WPIAL athlete to land a major college football scholarship while finishing in the top 5 in scoring in basketball, joining NFL players Darrelle Revis, Terrelle Pryor and Bruce Gradkowski.

## PERSONAL

Has a son, Dane, Jr. Is the son of Joy Faulkner. Has an older brother, Louis Helms, an older sister, Tyla Helms, and a younger sister, Kennedy Jackson. Earned a degree in communications.



## IF YOU HAVEN'T 'HERD'



### "SHE SHOWED ME WHAT RESILIENCY IS"

Raising four children as a single mother in Pittsburgh while working as a paralegal, Joy Faulkner has had a tremendous impact on her family, especially Dane. "She showed me what the definition of strong is," reflected Jackson. "She showed me what resiliency is. She always kept everything right for us. We knew she had a lot going on, but she made sure we always had a roof over our heads and food on the table for us. She cooked every night. And my favorite meal was shrimp alfredo. One day, I plan to do something really special for her."



### "HE BROUGHT OUT MY REAL TRUE TALENT"

Jackson is quick to credit the lessons he learned from his coach, Ed Dawson, at Cornell High School. "He honestly taught me to believe in myself and he brought out my real true talent," recalled Jackson. "He made it a competition every single day of practice, especially against my cousin [Dorian Maynard] who I was living with along with my aunt at the time. Coach would always say, who is going to get the biggest piece of chicken tonight? I wouldn't be here without him." Maynard went on to play collegiately at Division III Muskingum University in Ohio.

## THE STAMPEDE

### FAVORITE ATHLETE:

LeBron James

### FAVORITE MOVIE:

Hardball

### TOP OF BUCKET LIST:

Snorkeling

### FIRST JOB:

Working at Subway

### DREAM SPORTING EVENT TO ATTEND:

NBA Finals

### FAVORITE CEREAL

### GROWING UP:

Cinnamon Toast Crunch

### FAVORITE FOOD:

Shrimp

### IF HE COULD PLAY ANOTHER PRO SPORT:

Shooting guard for the 76ers



## ALL-PRO WORKOUT PARTNER

In the offseason, Jackson works with Pittsburgh-based speed trainer DeWayne Brown of 2/10ths Speed and Agility. In fact, he has worked with Brown since he was in seventh grade. Brown has trained more than 35 players who have reached the NFL, including Rams All-Pro DT Aaron Donald, a fellow Pittsburgh alum.

"He's always been like a role model to the young guys around Pittsburgh," Jackson told the Buffalo News about Donald. "He's a blueprint. He shows us the way. Working out with him just gets us better."

According to Brown, Donald especially likes training with Jackson. "Because Dane pushes him," Brown told the Buffalo News. "Because Aaron is getting older now and he needs somebody to push him."



# DANE JACKSON CORNERBACK

# 30

## DANE JACKSON'S NFL REGULAR SEASON DEFENSIVE STATISTICS

				TACKLES								INTERCEPTIONS					FUMBLES			ST				MISC		
DATE	TEAM	GP	GS	TK	S	A	TFL	YDS	SK	YDS	QBH	NO	YDS	LG	TD	PD	FF	FR	YDS	TK	S	A	FF	FR	S	A
2020	Bills	5	2	15	13	2	1	1	0.0	0.0	0	1	6	6	0	5	0	1	0	0	0	0	0	0	0	0
TOTALS		5	2	15	13	2	1	1	0.0	0.0	0	1	6	6	0	5	0	1	0	0	0	0	0	0	0	0

## DANE JACKSON'S NFL POSTSEASON DEFENSIVE STATISTICS

				TACKLES								INTERCEPTIONS					FUMBLES			ST				MISC		
DATE	TEAM	GP	GS	TK	S	A	TFL	YDS	SK	YDS	QBH	NO	YDS	LG	TD	PD	FF	FR	YDS	TK	S	A	FF	FR	S	A
2020	Bills	0	0	0	0	0	0	0	0.0	0.0	0	0	0	0	0	0	0	0	0	0	0	0	0	0	0	0
TOTALS		0	0	0	0	0	0	0	0.0	0.0	0	0	0	0	0	0	0	0	0	0	0	0	0	0	0	0

## SINGLE-GAME HIGHS: DEFENSIVE

**Total Tackles** 8 at Arizona Cardinals, Nov 15, 2020  
**Passes Defensed** 2 vs. Miami Dolphins, Jan 03, 2021  
**Fumble Recoveries** 1 at Arizona Cardinals, Nov 15, 2020

**Tackles For Loss** 1 vs. Miami Dolphins, Jan 03, 2021  
**Interceptions** 1 at New York Jets, Oct 25, 2020  
**Interception Return Yards** 6 at New York Jets, Oct 25, 2020



# DARRYL JOHNSON

## DEFENSIVE END

# 92

6-6 262 3<sup>RD</sup> YEAR



APRIL 4, 1997 (AGE 24)



KINGSLAND, GA



CAMDEN COUNTY HS



NORTH CAROLINA A&T



DRAFT: 2019 (7TH RD)



## SHOUTOUTS

- Ranked 2nd on the Bills with 8 special teams tackles in 2020.
- Thwarted a 49ers drive with a 9-yard tackle for a loss of RB Jeff Wilson at SF (12/7/20).
- Notched a sack of Derek Carr in Bills win at LV (10/4/20).
- Blocked a 33-yard field goal in 4th quarter of a tie game at Ten. (10/6/19) and posted first NFL sack of Marcus Mariota.
- Was one of four finalists for the 2018 Black College Player of the Year.
- Named the 2018 MEAC Defensive Player of the Year, the first such honor for his school since 1997 (Chris McNeil). Led the MEAC with 10.5 sacks.
- Posted a career-high two sacks vs. Gardner-Webb (9/8/18).
- Earned All-America honors by the AFCA in 2017 with 40 tackles, 6.5 sacks, four forced fumbles and two fumble recoveries.

## FIRST-AND-10

**DARRYL JOHNSON** was a 7th round draft pick in 2019 and has been contributor along the defensive line rotation and on special teams in his first two seasons in Buffalo. He was the MEAC defensive player of the year in 2018.

## IF YOU HAVEN'T 'HERD'

### MEMORABLE MEMENTO

After getting his first NFL sack as a rookie in a win at Tennessee in 2019, Johnson received a congratulatory text from Courtney Coard, his former defensive line coach at North Carolina A&T. Coard got something in return that he won't soon forget - Johnson's signed, game-worn jersey from that game.

"That meant a lot to him," Johnson told Sal Capaccio of WGR. "The look on his face, you could just tell the way it kind of touched his heart a little bit. I was just happy to give it to him, and I told him thank you for everything he had done for me, for believing in me, and working with me every day and getting me better."

Coard was proud to talk about his prized pupil, "He was the first one on the field and last one to leave every day. He stayed after for film work. He worked on his weaknesses and acted like a pro from day one."

## PERSONAL

Nicknamed Bam. Son of Marsha, a former physician's assistant, and Darryl Johnson, Sr., a crane operator for the Georgia Port Authority. Has a younger brother, Darvaughn, and four older sisters, Keisha, Ebony, Natazza, and Diana. Has a Teacup Yorkie named Chanel. Earned a degree in sports science. Played football and basketball in high school.



# DARRYL JOHNSON

## DEFENSIVE END

# 92

### IF YOU HAVEN'T 'HERD'



### HIGH SCHOOL MUSICAL CHAIRS

In order to try to get playing time, Johnson attended three different high schools: Savannah Christian Preparatory School, Jenkins HS in Savannah, and Camden County HS in Kingsland, GA, where he lived with an aunt. "My high school story is just crazy," he recalled. With minimum film to send to colleges, he needed Camden's coach Welton Coffey (pictured above) to help convince North Carolina A&T to give him a scholarship. "It was my only option out there and I planned to make the most of the opportunity," Johnson said. "I was so grateful."



### "CRAZY" HARD WORK

Every day at 4:30 a.m., Darryl Johnson Sr., would routinely wake up his two sons, Darryl, Jr. (12 years old at the time) and Darvaughn (who was 9), to get a morning workout. It involved running with and without parachutes attached to their backs as well as cone and ladder drills. "I was always a guy that believed in work," Darryl Sr. told the Buffalo News. "So that's what I was teaching them at a young age." Recalled Darryl, Jr., "We talk about it now. I'm like, 'Dad, you were crazy, that was crazy.' But it got me here."

### THE STAMPEDE

#### FIRST JERSEY OWNED:

Allen Iverson 76ers

#### PRE-GAME RITUAL:

Talk on the phone with my father

#### FIRST JOB:

Mowing lawns in the neighborhood

#### TOP OF BUCKET LIST:

Buy my mom a house and my father a truck

#### FAVORITE MUSICAL ARTIST:

2 Haard

#### FAVORITE PLAYERS GROWING UP:

Jerome Bettis, Jason Taylor, Kobe Bryant and LeBron James

#### FAVORITE FOOD:

My mother's mac and cheese

#### FAVORITE TV SHOW:

Martin



### BUFFALO TRACKS

#### NORTH CAROLINA A&T DRAFT PICKS

(since 2017)

RB Tarik Cohen (Chicago)

4th rd - 2017

OT Brandon Parker (Oakland)

3rd rd - 2018

DE Darryl Johnson (Buffalo)

7th rd - 2019

#### BILLS SPECIAL TEAMS TACKLES - 2020

1. Tyler Matakevich	10
2. Darryl Johnson	8
3. Taiwan Jones	6
3. Siran Neal	6
3. Jordan Poyer	6
3. Dean Marlowe	6



# DARRYL JOHNSON

## DEFENSIVE END

# 92

### DARRYL JOHNSON'S NFL REGULAR SEASON DEFENSIVE STATISTICS

			TACKLES									INTERCEPTIONS					FUMBLES			ST				MISC		
DATE	TEAM	GP	GS	TK	S	A	TFL	YDS	SK	YDS	QBH	NO	YDS	LG	TD	PD	FF	FR	YDS	TK	S	A	FF	FR	S	A
2019	Bills	16	0	11	6	5	2	5	1.0	4.0	2	0	0	0	0	0	0	0	0	4	4	0	0	0	0	0
2020	Bills	15	0	6	5	1	3	16	1.0	7.0	3	0	0	0	0	0	0	0	0	8	6	2	0	0	0	0
TOTALS		31	0	17	11	6	5	21	2.0	11.0	5	0	0	0	0	0	0	0	0	12	10	2	0	0	0	0

### DARRYL JOHNSON'S NFL POSTSEASON DEFENSIVE STATISTICS

			TACKLES									INTERCEPTIONS					FUMBLES			ST					MISC	
DATE	TEAM	GP	GS	TK	S	A	TFL	YDS	SK	YDS	QBH	NO	YDS	LG	TD	PD	FF	FR	YDS	TK	S	A	FF	FR	S	A
2019	Bills	1	0	0	0	0	0	0	0.0	0.0	0	0	0	0	0	0	0	0	0	0	0	0	0	0	0	0
2020	Bills	2	0	0	0	0	0	0	0.0	0.0	0	0	0	0	0	0	0	0	0	2	0	2	0	0	0	0
TOTALS		3	0	0	0	0	0	0	0.0	0.0	0	0	0	0	0	0	0	0	0	2	0	2	0	0	0	0

## SINGLE-GAME HIGHS: DEFENSIVE

**Total Tackles** 4 vs. New York Jets, Dec 29, 2019  
**Sacks** 1.0 at Las Vegas Raiders, Oct 04, 2020

**Tackles For Loss** 1 at Denver Broncos, Dec 19, 2020  
**Special Teams Tackles** 2 vs. Seattle Seahawks, Nov 08, 2020



# JAQUAN JOHNSON

## SAFETY

# 46

5-10

191

3<sup>RD</sup> YEAR



NOVEMBER 6, 1995 (AGE 25)



MIAMI, FLORIDA



MIAMI KILLIAN SENIOR HS



MIAMI



DRAFT: 2019 (6TH ROUND)

### SHOUTOUTS

- Completed a 13-yd. pass to CB Siran Neal on a fake punt at NE, marking the third completion in 2020 by a Bills non-QB, joining TD passes by Isaiah McKenzie (11/15 at Ari.) and Cole Beasley (11/29 vs. LAC) and marking first time ever that Bills had 3 non-QBs complete passes in a season (had 2 players with completions in 1969, 1971, 1972, 1980, and 2009).
- Finished his rookie season with 3 tackles and 5 special teams tackles in 13 games.
- Made his NFL debut vs. NE (9/29/19).
- Had a career-high 3 tackles vs. NYJ (12/29/19).
- Named 2018 Second-Team All-ACC.
- Named a 2017 Second-Team All-American by Sports Illustrated and AFCA.
- Played in 48 games during his four years at Miami. Totaled 252 tackles, 7.5 tackles for loss, 2.5 sacks, eight interceptions, one interception returned for a touchdown, seven passes defended, three fumble recoveries and six forced fumbles.



### FIRST-AND-10

**JAQUAN JOHNSON** enters his third season Buffalo in 2021 after being drafted by the team in the sixth round (181st overall) out of Miami in 2019.

### IF YOU HAVEN'T 'HERD'

#### IMPORTANCE OF A MENTOR

Johnson learned the importance of having a good mentor throughout his time at Miami, where he became close with the Pro Football Hall of Fame nominee, Ed Reed.

A fellow Hurricane alum, Reed would often visit practice and Johnson knew he wanted to pick Reed's brain.

"When I saw him for the first time, I was nervous, nervous to say anything to him. I'd seen him one time at our pro day my freshman year and I didn't say anything. I was like, 'I missed my opportunity,'" Johnson told the Sun Sentinel. "But I was able to get another opportunity when he came to our Paradise Camp. I said, 'Hey, Ed, what's up?' [Safeties coach Ephraim Banda] was really the reason I decided to go over there and talk to him. If it wasn't for that, I probably would have still been quiet."

Reed and Johnson became close, with Reed teaching Johnson to be himself, always participate and take good notes.

### PERSONAL

The son of Jarrid Johnson, a construction worker, and Walla Jackson. Has two brothers and four sisters. Graduated with a degree in Human and Social Development from Miami in 2019. Chose his degree because he wants to start up a non profit organization when he is finished playing football.



# JAQUAN JOHNSON

## SAFETY

# 46

### THE STAMPEDE

#### FAVORITE ARTIST:

Lil Dread, Major 9

#### FAVORITE FOOD:

Ox tails and rice

#### PREGAME RITUAL:

Watch the movie Rudy

#### HIDDEN TALENT:

Can juggle

#### DREAM SPORTING EVENT TO ATTEND:

Watch Lionel Messi in a World Cup match

#### BEST ADVICE:

"Endure pain"



#### HOBBIES:

Playing cards

#### NICKNAMES:

Quan and Smiley

#### FAVORITE OLYMPIC SPORT:

Track and Field

#### FAVORITE TV SHOW:

Dexter

#### MOST FAMOUS CELL PHONE CONTACT:

Ed Reed

#### FAVORITE APP:

Duolingo



### JAQUAN JOHNSON'S NFL REGULAR SEASON DEFENSIVE STATISTICS

			TACKLES									INTERCEPTIONS					FUMBLES			ST					MISC		
DATE	TEAM	GP	GS	TK	S	A	TFL	YDS	SK	YDS	QBH	NO	YDS	LG	TD	PD	FF	FR	YDS	TK	S	A	FF	FR	S	A	
2019	Bills	13	0	3	3	0	0	0	0.0	0.0	0	0	0	0	0	0	0	0	0	5	4	1	0	0	0	0	
2020	Bills	14	0	2	1	1	0	0	0.0	0.0	0	0	0	0	0	0	0	0	0	2	2	0	0	0	0	0	
TOTALS		27	0	5	4	1	0	0	0.0	0.0	0	0	0	0	0	0	0	0	0	7	6	1	0	0	0	0	

### JAQUAN JOHNSON'S NFL POSTSEASON DEFENSIVE STATISTICS

				TACKLES								INTERCEPTIONS					FUMBLES			ST					MISC		
DATE	TEAM	GP	GS	TK	S	A	TFL	YDS	SK	YDS	QBH	NO	YDS	LG	TD	PD	FF	FR	YDS	TK	S	A	FF	FR	S	A	
2019	Bills	1	0	0	0	0	0	0	0.0	0.0	0	0	0	0	0	0	0	0	0	0	0	0	0	0	0	0	
2020	Bills	3	0	0	0	0	0	0	0.0	0.0	0	0	0	0	0	0	0	0	0	3	1	2	0	0	0	0	
TOTALS		4	0	0	0	0	0	0	0.0	0.0	0	0	0	0	0	0	0	0	0	3	1	2	0	0	0	0	



# TARON JOHNSON

## CORNERBACK

# 24

5-11

192

4<sup>TH</sup> YEAR



JULY 27, 1996 (AGE 25)



SACRAMENTO, CA



SHELDON HS



WEBER STATE



DRAFT: 2018 (4TH RD)

## SHOUTOUTS

- Intercepted Baltimore QB Lamar Jackson in the end zone and returned it 101 yards for the game-changing touchdown in leading the Bills to a 17-3 win vs. Bal. in the Divisional Round. It was the first Bills defensive touchdown in the playoffs since 1996 and tied GB George Teague for the longest interception return for a touchdown in NFL postseason history.
- Totaled six tackles and one TFL in the 27-24 win vs. Ind. on Super Wild Card Weekend.
- Recorded a career-high 95 tackles and seven passes defended during the 2020 regular season.
- Picked off Steelers QB Ben Roethlisberger and returned it 51 yards for a momentum changing touchdown in the 26-15 win vs. PIT (12/13/2020).
- Earned unanimous FCS first team All-American honors for Weber State in 2017 after recording 49 tackles, 3 tackles for a loss, 12 passes defended and three interceptions.



## FIRST-AND-10

**TARON JOHNSON** arrived at the Bills in 2018 after spending time as a four-year starter at Weber State. Johnson was the 121st overall selection in the fourth round by the Bills and he became the first Weber State player to be selected in the NFL Draft since 2010.

## IF YOU HAVEN'T 'HERD'

### FAMILY MOTIVATION

Taron Johnson has never needed to look very far to find the motivation he needed to push himself harder in his athletic pursuits. Johnson's older sister, Treana, earned All-American honors at BYU in track and field and since she was three years older, Taron was always chasing after her accomplishments.

His family motivation goes deeper than just the athletic accomplishments of his sister.

Taron uses the loss of his mother at the age of 9 as his main desire to make his family proud. Trina Johnson passed away from breast cancer in 2005.

"It was definitely a shock. It didn't seem real at the time...It was just very weird. It seemed like a dream. She's inspirational for sure. She introduced me to the game, and I'm thankful for it," Johnson said to WKBW in 2018. "I feel like I play for her."

Trina pushed Taron to try football at the age of 6 and is his driving force still today.

## PERSONAL

Taron (TARE-in) is the son of Baron Johnson, who served in the Air Force. His mother, Trina, passed away from breast cancer in 2005. He studied criminal justice while at Weber State.



# TARON JOHNSON

## CORNERBACK

# 24

### IF YOU HAVEN'T 'HERD'



### A CLOSE BOND

Due to the unfortunate passing of his mother, Trina, when Taron was 9, Taron and his father, Baron, formed a very close relationship that has helped make Taron the man he is today. Taron credits his father for showing him the meaning of hard work and that anything could be accomplished if he worked hard enough.

"If there is something he instilled in me at a very young age, it was my work ethic and learning from my mistakes. That's how I got here," Johnson told BuffaloBills.com.

### THE STAMPEDE

#### FAVORITE SPORTS JERSEY:

Dwyane Wade

#### FAVORITE FOOD:

Chicken Wings

#### PREGAME RITUAL:

Pray

#### FAVORITE TV SHOW:

The Office

#### FAVORITE APP:

Bank of America

#### FAVORITE MOVIE:

Inception

#### SKILL HE WANTS TO LEARN:

Singing

#### FAVORITE VACATION SPOT:

Hawaii

#### NICKNAME:

T-Money



### TARON JOHNSON'S NFL REGULAR SEASON DEFENSIVE STATISTICS

				TACKLES								INTERCEPTIONS					FUMBLES			ST				
DATE	TEAM	GP	GS	TK	S	A	TFL	YDS	SK	YDS	QBH	NO	YDS	LG	TD	PD	FF	FR	YDS	TK	S	A	FF	FR
2018	Bills	11	2	41	33	8	1	4	1.0	6.0	1	1	0	0	0	3	1	0	0	1	1	0	0	0
2019	Bills	12	7	50	39	11	2	8	1.0	7.0	1	0	0	0	0	5	1	0	0	0	0	0	0	0
2020	Bills	16	10	93	70	23	5	21	1.0	6.0	3	1	51	51+	1	7	1	0	0	1	0	1	0	0
TOTALS		39	19	184	142	42	8	33	3.0	19.0	5	2	51	51T	1	15	3	0	0	2	1	1	0	0

### TARON JOHNSON'S NFL POSTSEASON DEFENSIVE STATISTICS

				TACKLES								INTERCEPTIONS					FUMBLES			ST				
DATE	TEAM	GP	GS	TK	S	A	TFL	YDS	SK	YDS	QBH	NO	YDS	LG	TD	PD	FF	FR	YDS	TK	S	A	FF	FR
2019	Bills	1	1	0	0	0	0	0	0.0	0.0	0	0	0	0	0	1	0	0	0	0	0	0	0	0
2020	Bills	3	2	17	14	3	2	2	0.0	0.0	0	1	101	101+	1	3	0	0	0	0	0	0	0	0
TOTALS		4	3	17	14	3	2	2	0.0	0.0	0	1	101	101T	1	4	0	0	0	0	0	0	0	0



## SINGLE-GAME HIGHS: DEFENSIVE

**Total Tackles** 10 vs. Los Angeles Rams, Sep 27, 2020  
**Sacks** 1.0 at Arizona Cardinals, Nov 15, 2020  
**Passes Defensed** 2 vs. Los Angeles Chargers, Nov 29, 2020  
**Forced Fumbles** 1 at Arizona Cardinals, Nov 15, 2020

**Tackles For Loss** 2 at Arizona Cardinals, Nov 15, 2020  
**Interceptions** 1 vs. Pittsburgh Steelers, Dec 13, 2020  
**Interception Return Yards** 51 vs. Pittsburgh Steelers, Dec 13, 2020  
**Special Teams Tackles** 1 at New England Patriots, Dec 28, 2020



# TAIWAN JONES

## RUNNING BACK

# 25

6-0

195

11<sup>TH</sup> YEAR



JULY 26, 1988 (AGE 33)



SAN FRANCISCO, CA



DEER VALLEY HS



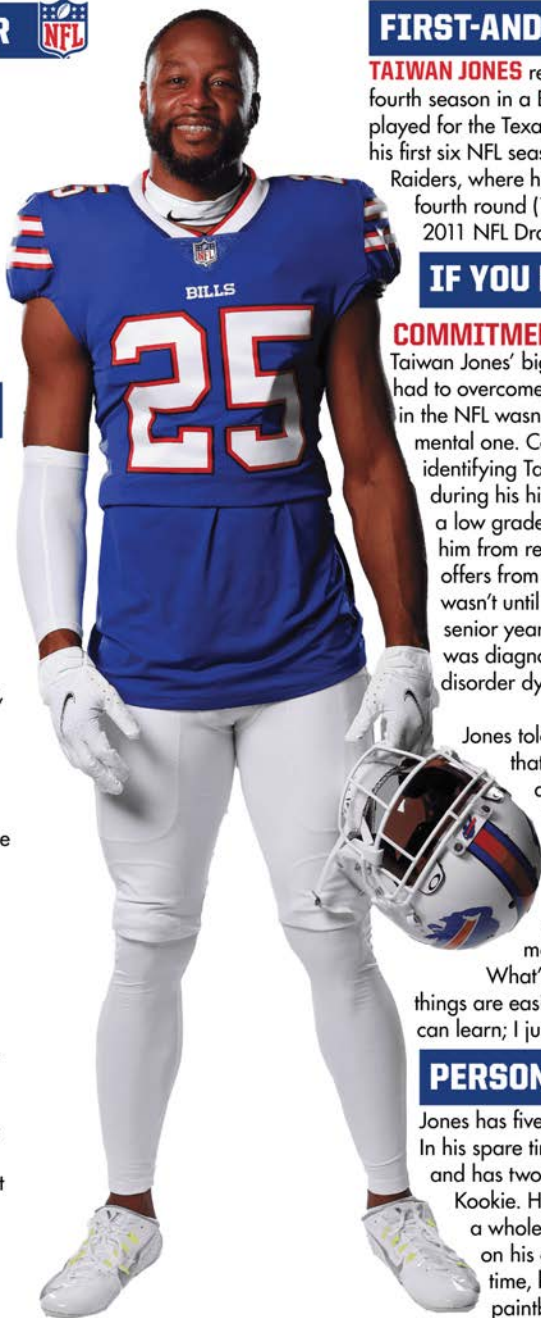
EASTERN WASHINGTON



FREE AGENT: 2020

### SHOUTOUTS

- Earned PFWA All-AFC honors in 2015 after leading the AFC in kick return yards (829).
- Has played in 104 career games, rushing the ball 53 times for 223 yards and catching 19 passes for 260 yards and one touchdown. Has returned 82 kickoffs for 1,890 yards.
- Has played in six career playoff games, catching two passes for 48 yards and returning one kick for 23 yards.
- Recorded his only career touchdown in 2015 with the Oakland Raiders on a 59-yard reception in Week 8 against the New York Jets.
- Holds the EWU school record for all-purpose yards per game (162.0) and recorded 5,021 all-purpose yards over his collegiate career.
- Finished his senior year with 1,742 yards and 14 touchdowns in 12 games, earning him Big Sky Conference Offensive Player of the Year and first team All-America honors. He was also selected to the Associated Press first team, Football Coaches Association first team and College Sporting News first team.



### FIRST-AND-10

**TAIWAN JONES** returns in 2021 to play his fourth season in a Bills uniform. Jones also played for the Texans in 2019 and spent his first six NFL seasons with the Oakland Raiders, where he was drafted in the fourth round (125th overall) of the 2011 NFL Draft.

### IF YOU HAVEN'T 'HERD'

#### COMMITMENT TO EDUCATION

Taiwan Jones' biggest obstacle that he had to overcome on the way to success in the NFL wasn't a physical one, but a mental one. Colleges had no difficulty identifying Taiwan as a special talent during his high school days, but a low grade-point average kept him from receiving an scholarship offers from a Division I school. It wasn't until halfway through his senior year of high school that he was diagnosed with the learning disorder dyslexia.

Jones told The Mercury News that once he learned of his diagnosis, things began to click for him. "It always made me feel smaller," Jones said. "I was struggling, while people were telling me, 'You should get this. What's the problem?' Now things are easier because I know that I can learn; I just need more help."

### PERSONAL

Jones has five brothers and one sister. In his spare time, he breeds pit bulls and has two of his own - Tytus and Kookie. He says that his family as a whole is the biggest influence on his career. In his free time, he also enjoys playing paintball and four-wheeling.



## TAIWAN JONES' NFL REGULAR SEASON RUSHING/RECEIVING STATISTICS

				RUSHING					RECEIVING				
DATE	TEAM	GP	GS	NO.	YDS.	AVG.	LG	TD	NO.	YDS.	AVG.	LG	TD
2011	Raiders	10	0	16	73	4.6	14	0	2	25	12.5	30	0
2012	Raiders	14	0	6	21	3.5	7	0	2	11	5.5	7	0
2013	Raiders	16	0	5	23	4.6	19	0	2	55	27.5	52	0
2014	Raiders	1	0	0	0	0.0	0	0	0	0	0.0	0	0
2015	Raiders	12	0	16	74	4.6	19	0	7	106	15.1	59T	1
2016	Raiders	13	0	1	-8	-8.0	-8	0	4	43	10.8	16	0
2017	Raiders	0	0	0	0	0.0	0	0	0	0	0.0	0	0
2017	Bills	8	0	0	0	0.0	0	0	1	11	11.0	11	0
2017	TOTAL	8	0	0	0	0.0	0	0	1	11	11.0	11	0
2018	Bills	6	0	0	0	0.0	0	0	0	0	0.0	0	0
2019	Texans	11	0	9	40	4.4	11	0	1	9	9.0	9	0
2020	Bills	13	0	0	0	0.0	0	0	0	0	0.0	0	0
TOTALS		104	0	53	223	4.2	19	0	19	260	13.7	59T	1

## TAIWAN JONES' NFL POSTSEASON RUSHING/RECEIVING STATISTICS

				RUSHING					RECEIVING				
DATE	TEAM	GP	GS	NO.	YDS.	AVG.	LG	TD	NO.	YDS.	AVG.	LG	TD
2016	Raiders	1	0	0	0	0.0	0	0	0	0	0.0	0	0
2019	Texans	2	0	0	0	0.0	0	0	2	48	24.0	34	0
2020	Bills	3	0	0	0	0.0	0	0	0	0	0.0	0	0
TOTALS		6	0	0	0	0.0	0	0	2	48	24.0	34	0



# A.J. KLEIN LINEBACKER

# 54

6-1 240 9TH YEAR



JULY 30, 1991 (AGE 30)



APPLETON, WI



KIMBERLY HS



IOWA STATE



FREE AGENT: 2020

## SHOUTOUTS

- Recorded 1.5 sacks vs. LAC (11/29/20), creating a three-game sack streak (longest of career).
- Tallied 4.5 sacks in the month of November, which leads all NFL linebackers.
- In his Bills' debut vs. NYJ (9/13), tied for the team lead in tackles with 5.
- Tied a career high in sacks with 2.0 vs. Sea (11/8/20).
- Forced and recovered a fumble on Seahawks' QB Russell Wilson (11/8/20), setting the Bills up for a score.
- Recorded a sack vs. Arz. (11/15/20), creating only the second two-game sack streak of his career.
- Posted a career-high 14 tackles vs. LAC (11/29/20).
- Klein recorded a career-high two sacks vs. Ten (12/22/19).
- In 2018, he posted a career-high 72 tackles (44 solo), one interception, two sacks, three passes defended and two fumble recoveries. He played a key role in a run defense ranked second in the NFL in opponent yards per rush and opponent rushing yards per game.
- In his three seasons with the Saints, he started in 42 of 43 games.



## FIRST-AND-10

**AJ KLEIN** enters his second season with the Bills in 2021 after spending the 2017-19 seasons with the Saints and the 2013-16 seasons with the Panthers. He was drafted by the Panthers in the fifth round (148th overall) in 2013 out of Iowa State.

## IF YOU HAVEN'T 'HERD'

### ADOPTING A FAMILY

AJ and Taylor had no preference on race when adopting a child. According to Myarklamiss.com "We had no idea what our son was going to look like, and meeting him he was so familiar," Taylor said. Though, the couple admitted raising a black son will eventually come with its challenges. 'Obviously, there are a lot of injustices in this world and we know that raising him is going to be different than raising her [Bowie], simply based on the color of his skin. And it's going to be difficult for us,' AJ said."

### VOTED CAPTAIN

Upon arriving in New Orleans, it didn't take long for his new teammates to notice his leadership. According to Nola.com, "Klein established himself as a leader almost immediately. Radiating an internal intensity, Klein asserted himself as a vocal presence on the practice field, earning enough respect that the Saints voted him a team captain before he'd ever played a down in the regular season. 'Being able to have the opportunity to be a starter and being voted a captain, it's a huge honor, being put that in the leadership role, I'm trying to fully embrace it.'"

## PERSONAL

The son of Jean and the late Len Klein. Has a wife, Taylor. They had a daughter named Bowie in July 2019, after adopting a son named Cannon James in January 2019. He had two dogs. Majored in Kinesiology-Physical Therapy at Iowa State.



## A.J. KLEIN'S NFL REGULAR SEASON DEFENSIVE STATISTICS

				TACKLES								INTERCEPTIONS					FUMBLES			ST				MIS C
DATE	TEAM	GP	GS	TK	S	A	TF L	YD S	SK	YDS	QB H	N	YD S	LG	T D	P F	F R	YD S	TK	S A	F F	F R	S A	
2013	Panthers	16	2	17	16	1	5	27	2.0	21.0	2	0	0	0	0	0	0	0	4	2	2	0	0	0
2014	Panthers	14	8	35	22	13	2	2	0.0	0.0	0	0	0	0	0	0	0	0	4	3	1	1	0	0
2015	Panthers	15	6	48	34	14	7	18	1.0	8.0	1	1	8	8	0	1	1	0	7	5	2	0	0	0
2016	Panthers	15	7	29	16	13	2	2	1.0	0.0	1	0	0	0	0	1	2	0	2	1	1	0	0	0
2017	Saints	12	12	54	37	17	6	27	2.0	21.0	3	0	0	0	0	4	1	0	0	0	0	0	0	0
2018	Saints	16	15	70	42	28	7	28	2.0	13.0	4	1	6	6	0	3	0	2	17	0	0	0	0	0
2019	Saints	15	15	67	45	22	5	16	2.5	12.0	5	1	14	14	1	2	1	1	0	2	2	0	0	0
2020	Bills	16	13	73	52	21	5	26	5.0	38.0	9	0	0	0	0	4	2	1	0	2	1	1	0	0
TOTALS		119	78	393	264	129	39	146	5	113.0	25	3	28	14	1	7	4	17	2	14	7	1	0	0

## A.J. KLEIN'S NFL POSTSEASON DEFENSIVE STATISTICS

				TACKLES								INTERCEPTIONS					FUMBLES			ST				MISC		
DATE	TEAM	GP	GS	TK	S	A	TFL	YDS	SK	YDS	QBH	NO	YDS	LG	TD	PD	FF	FR	YDS	TK	S	A	FF	FR	S	A
2013	Panthers	1	0	0	0	0	0	0	0.0	0.0	0	0	0	0	0	0	0	0	0	0	0	0	0	0	0	0
2014	Panthers	0	0	0	0	0	0	0	0.0	0.0	0	0	0	0	0	0	0	0	0	0	0	0	0	0	0	0
2015	Panthers	3	0	2	0	2	0	0	0.0	0.0	0	0	0	0	0	0	0	0	0	0	0	0	0	0	0	0
2017	Saints	0	0	0	0	0	0	0	0.0	0.0	0	0	0	0	0	0	0	0	0	0	0	0	0	0	0	0
2018	Saints	2	1	7	5	2	2	5	0.0	0.0	0	0	0	0	0	0	0	0	0	0	0	0	0	0	0	0
2019	Saints	1	1	8	4	4	1	7	0.0	0.0	0	0	0	0	0	0	0	0	0	0	0	0	0	0	0	0
2020	Bills	3	1	3	2	1	0	0	0.0	0.0	0	0	0	0	0	0	0	0	0	0	0	0	0	0	0	0
TOTALS		10	3	20	11	9	3	12	0.0	0.0	0	0	0	0	0	0	0	0	0	0	0	0	0	0	0	0

## SINGLE-GAME HIGHS: DEFENSIVE

**Total Tackles** 14 vs. Los Angeles Chargers, Nov 29, 2020  
**Sacks** 2.0 vs. Seattle Seahawks, Nov 08, 2020  
**Passes Defensed** 1 vs. Miami Dolphins, Jan 03, 2021  
**Forced Fumbles** 1 vs. Seattle Seahawks, Nov 08, 2020  
**Fumble Recoveries** 1 vs. Seattle Seahawks, Nov 08, 2020

**Tackles For Loss** 3 vs. Los Angeles Chargers, Nov 29, 2020  
**Interceptions** 1 at Carolina Panthers, Dec 29, 2019  
**Interception Return Yards** 14 at Carolina Panthers, Dec 29, 2019  
**Special Teams Tackles** 2 vs. Washington, Nov 22, 2015  
**Special Teams Forced Fumbles** 1 vs. Chicago Bears, Oct 05, 2014



# DAWSON KNOX

## TIGHT END

# 88

6-4 254 3<sup>RD</sup> YEAR



NOVEMBER 14, 1996 (AGE 24)



BRENTWOOD, TENNESSEE



BRENTWOOD ACADEMY



MISSISSIPPI



DRAFT: 2019 (3RD ROUND)

### SHOUTOUTS

- Recorded three touchdowns in 2020, surpassing his 2019 high of two touchdowns.
- Finished his rookie season with 28 receptions for 388 yards and two touchdowns.
- Led the Bills in receiving yards vs. Cin. (9/22/19), where he had 3 receptions for 67 yards and 1 touchdown.
- Won Good Morning Football's Angry Run of the Week following his 49-yard reception vs. Cin. (9/22/19).
- His 9-yard rushing attempt vs. Cin. (9/22/19), was the first rush by a Bills TE since Robert Royal in 2006 (lost nine yards) and the longest since Ryan Neufeld rushed for 14 yards in 2003.
- Scored his first touchdown since his junior year of high school in 2014 on a 1-yard pass from Josh Allen vs. Cin. (9/22/19).
- Made his NFL debut against the Jets (9/8/19), where he had one reception for 1 yard.
- Caught his first-ever playoff touchdown on a 3-yard pass from Allen vs. Ind. (1/9/21).



### FIRST-AND-10

**DAWSON KNOX** joined the Buffalo Bills in 2019 after being drafted by the team in the third round (96th overall) out of Ole Miss. He played in 28 games during his time at Ole Miss.

### IF YOU HAVEN'T 'HERD'

#### FROM QB TO TE

Going from being a walk-on to being a top NFL Draft prospect isn't an easy thing to do. To make matters even harder, Knox did it by switching from quarterback to tight end along the way during his redshirt season as a freshman.

According to the Clarion Ledger, Knox barely factored into the Rebels' plan his redshirt freshman year — he played in six games, all on special teams, but by the next season, Knox was the favorite to start at tight end.

"It really made me work even harder I feel like," Knox told the Ledger, "just going to work and practice every day with the mentality that I've got to earn my stripes and prove that I'm supposed to be here. So I think it really has given me an edge that I wouldn't have had if I had a scholarship right off the bat."

At the end of Knox's junior year of high school, he was only 5' 10", 160 pounds, and he shot up during his senior year, making the switch at Ole Miss more ideal.

### PERSONAL

The son of David, a financial planner, and Rachel Knox, Dawson has three brothers and one sister. He majored in Managerial Finance while at Ole Miss. His mom ran track at Tennessee and his dad played basketball at Belmont.



# DAWSON KNOX

## TIGHT END

# 88

### IF YOU HAVEN'T 'HERD'



#### FAMILY MAN

Knox has a very close relationship with his family. The oldest of 5 kids, his brother Luke and sister Lucy are biological siblings, while his younger brothers Nate and Isaiah are adopted. The family originally started fostering Nate and Isaiah, then made the decision to adopt and haven't looked back.

Along with being close to his siblings, Knox lists his father as his role model because he always gives great advice and knows exactly what to say.



#### ISAIAH 40:31

A devout Christian, Knox has a small tattoo on the inside of his right forearm that is the Hebrew symbol for wait. It was inspired by the bible verse, Isaiah 40:31.

"But they that wait upon the LORD shall renew their strength; they shall mount up with wings as eagles; they shall run, and not be weary; and they shall walk, and not faint."

To Knox, the tattoo reminds him to wait with hope for what's to come.

### THE STAMPEDE

#### FAVORITE ATHLETE

##### GROWING UP:

Tim Tebow

#### FAVORITE OLYMPIC SPORT:

Track sprinting

#### PREGAME RITUAL:

Listen to a good playlist and pray

#### FAVORITE APP:

Uber Eats

#### DREAM SPORTING EVENT TO ATTEND:

World Cup Finals



#### FAVORITE FOOD:

Steak dinner

#### FAVORITE TV SHOW:

The Office or Game of Thrones

#### COLLECT ANYTHING:

Other team's gloves - likes to trade with other players

#### BUCKET LIST:

Sky diving

#### FAVORITE MUSICAL ARTIST:

George Strait





### DAWSON KNOX'S NFL REGULAR SEASON RUSHING/RECEIVING STATISTICS

				RECEIVING					RUSHING				
DATE	TEAM	GP	GS	NO.	YDS.	AVG.	LG	TD	NO.	YDS.	AVG.	LG	TD
2019	Bills	15	11	28	388	13.9	49	2	1	9	9.0	9	0
2020	Bills	12	8	24	288	12.0	36	3	0	0	0.0	0	0
TOTALS		27	19	52	676	13.0	49	5	1	9	9.0	9	0

### DAWSON KNOX'S NFL POSTSEASON RUSHING/RECEIVING STATISTICS

				RECEIVING					RUSHING				
DATE	TEAM	GP	GS	NO.	YDS.	AVG.	LG	TD	NO.	YDS.	AVG.	LG	TD
2019	Bills	1	1	1	14	14.0	14	0	0	0	0.0	0	0
2020	Bills	3	2	10	65	6.5	14	2	0	0	0.0	0	0
TOTALS		4	3	11	79	7.2	14	2	0	0	0.0	0	0

### SINGLE-GAME HIGHS: RUSHING/RECEIVING

**Rush Attempts** 1 vs. Cincinnati Bengals, Sep 22, 2019  
**Rushing Yards** 9 vs. Cincinnati Bengals, Sep 22, 2019  
**Longest Runs** 9 vs. Cincinnati Bengals, Sep 22, 2019  
**Receptions** 4 vs. Pittsburgh Steelers, Dec 13, 2020  
**Receiving Yards** 67 vs. Cincinnati Bengals, Sep 22, 2019

**Longest Receptions** 49 vs. Cincinnati Bengals, Sep 22, 2019  
**Receiving TDs** 1 at Denver Broncos, Dec 19, 2020  
**All-Purpose Yards** 76 vs. Cincinnati Bengals, Sep 22, 2019  
**Most TDs** 1 at Denver Broncos, Dec 19, 2020



# JAKE KUMEROW

## WIDE RECEIVER

# 15

**6-4** **209** **4TH YEAR**



**FEBRUARY 17, 1992 (AGE 29)**



**BARTLETT, IL**



**SOUTH ELGIN HS**



**WISCONSIN-WHITEWATER**



**FA: 2020**

### SHOUTOUTS

- Caught a touchdown on his first reception as a Bill against Den. (12/19/2020).
- Made his Bills debut against Sea. (11/8/2020).
- Originally signed with the Bengals as a UDFA in 2015. Spent the 2015 and 2016 seasons with them before joining the Patriots practice squad for a portion of the 2017 season. Spent the 2018 and 2019 seasons with the Packers.
- For his career, has played in 24 games catching 20 passes for 322 yards and 2 touchdowns.
- Made his NFL debut in 2018 vs. Arz. (12/2/18) catching one pass for 11 yards.
- Scored his first NFL touchdown on a 49-yard reception at the NYJ (12/21/18). In the game, tallied a career-high three catches and 68 receiving yards.
- Played one season at Illinois before transferring to Wisconsin-Whitewater for the remainder of his college playing career. With Wisconsin-Whitewater, played in 35 games catching 158 passes for 2,648 yards and 36 touchdowns. His 36 touchdowns set a school record.



### FIRST-AND-10

**JAKE KUMEROW** signed with the Bills practice squad in 2020 after spending portions of the past three seasons as a member of the Green Bay Packers. Kumerow entered in the NFL in 2015 as a UDFA with the Cincinnati Bengals after a standout collegiate career at Wisconsin-Whitewater.

### IF YOU HAVEN'T 'HERD'

#### MAKING THE LEAP

Transitioning from Division III football to the NFL may seem like a long-shot to most people, but Kumerow had been a long-shot before. Prior to playing Division III, he walked on at the University of Illinois.

According to ESPN, "I never changed my thought process," Kumerow said. "It was a little bit of a bummer. I was at Illinois for two years with Ron Zook and then I go to a D-III school. I'm like, 'I hope I can still make it' because it might be a little tougher to come out of a D-III school. At the same time, I can't think like that. I'm thinking about my next game, thinking about trying to get better with my team, trying to win championships. So, I hoped for the best and hoped it'd all play out."

#### FOOTBALL FAMILY TREE

Coming from a football family, Jake was destined to play professional football. Jake is the son of former Miami Dolphins linebacker Eric Kumerow, the nephew of former Dolphins defensive end John Bosa, and the cousin of Los Angeles Chargers defensive end Joey Bosa and San Francisco 49ers defensive end Nick Bosa.

### PERSONAL

The son of Eric and Tammi Kumerow. Last name is pronounced KOO-mer-o.



# JAKE KUMEROW

## WIDE RECEIVER

# 15

### THE STAMPEDE

#### FAVORITE MOVIE:

Fast Times at Ridgemont High

#### PREGAME RITUAL:


Eat some pasta and chicken. Take a lap around the field and take in the sights.

#### FIRST JOB:

Delivering newspapers and scooping ice cream while in high school

#### FAVORITE FOOD:

Vanilla Ice Cream



#### FAVORITE TV SHOW:

Bob's Burgers

#### FAVORITE ATHLETES:

Shaun White and Michael Jordan

#### FAVORITE MUSICAL ARTIST:


Curren\$y

#### FAVORITE HOBBIES:

Snowboarding and making hemp bracelets

#### NUMBER ONE THING ON HIS BUCKET LIST:

Travel to Italy



### JAKE KUMEROW'S NFL REGULAR SEASON RUSHING/RECEIVING STATISTICS

DATE	TEAM	GP	GS	RECEIVING					RUSHING				
				NO.	YDS.	AVG.	LG	TD	NO.	YDS.	AVG.	LG	TD
2015	Bengals	0	0	0	0	0.0	0	0	0	0	0.0	0	0
2016	Bengals	0	0	0	0	0.0	0	0	0	0	0.0	0	0
2017	Bengals	0	0	0	0	0.0	0	0	0	0	0.0	0	0
2017	Patriots	0	0	0	0	0.0	0	0	0	0	0.0	0	0
2017	Packers	0	0	0	0	0.0	0	0	0	0	0.0	0	0
2017	<b>TOTAL</b>	<b>0</b>	<b>0</b>	<b>0</b>	<b>0</b>	<b>0.0</b>	<b>0</b>	<b>0</b>	<b>0</b>	<b>0</b>	<b>0.0</b>	<b>0</b>	<b>0</b>
2018	Packers	5	2	8	103	12.9	49†	1	0	0	0.0	0	0
2019	Packers	14	4	12	219	18.3	49	1	0	0	0.0	0	0
2020	Bills	6	0	1	22	22.0	22†	1	0	0	0.0	0	0
<b>TOTALS</b>		<b>25</b>	<b>6</b>	<b>21</b>	<b>344</b>	<b>16.4</b>	<b>49T</b>	<b>3</b>	<b>0</b>	<b>0</b>	<b>0.0</b>	<b>0</b>	<b>0</b>

### SINGLE-GAME HIGHS: RECEIVING

#### Receptions

3 vs. Detroit Lions, Dec 30, 2018

#### Receiving Yards

68 at New York Jets, Dec 23, 2018

#### Longest Receptions

49 vs. Chicago Bears, Dec 15, 2019

#### Receiving TDs

1 at Denver Broncos, Dec 19, 2020

#### All-Purpose Yards

68 at New York Jets, Dec 23, 2018

#### Special Teams Tackles

1 vs. Chicago Bears, Dec 15, 2019

#### Miscellaneous Tackles

1 at Detroit Lions, Dec 29, 2019

#### Most TDs

1 at Denver Broncos, Dec 19, 2020

#### Receiving Average

22.7 at New York Jets, Dec 23, 2018



# FORREST LAMP

## GUARD

# 70

6-4

310

5<sup>TH</sup> YEAR



FEBRUARY 20, 1994 (AGE 27)



VENICE, FL



VENICE HS



WESTERN KENTUCKY



FREE AGENT: 2021

## SHOUTOUTS

- During four seasons with the Chargers, played in 25 games, starting in 18 of those appearances.
- Started at left guard in a career-high 16 games for the Chargers during the 2020 season.
- An anchor of the Chargers' 2020 offensive line that helped QB Justin Herbert earn the 2020 NFL Offensive Rookie of the Year award.
- One of two Chargers offensive linemen to not miss a single offensive snap for the entirety of the 2020 regular season.
- Played in 7 games in 2019, starting in 2. He finished the season on injured reserve with a leg injury.
- Saw his first game action for the Chargers in 2018, playing in 2 games.
- Missed the 2017 season after tearing his ACL in training camp.
- Played four seasons at Western Kentucky and started in 51 games. Earned second-team All-America honors from USA Today as a senior in 2016, becoming the first Western Kentucky player to earn All-America honors from USA Today. Lamp did not allow a sack in either of his junior or senior seasons for the Hilltoppers.



## FIRST-AND-10

**FORREST LAMP** joined the Bills in 2021 after spending the past four seasons with the Los Angeles Chargers (2017-20). Lamp originally entered the NFL as a second round pick in 2017 with the Chargers after a five-year career at Western Kentucky (2012-17).

## IF YOU HAVEN'T 'HERD'

### LAMP LIGHTER

Lamp's surname almost instantly became profitable for him upon reaching the NFL as leading up to his rookie draft he was approached by a lighting company, Lamps Plus, to sign an endorsement deal. Lamp quickly agreed. "The opportunity to partner with Lamps Plus before my rookie NFL season, especially with my last name, is the perfect scenario," said Lamp in a statement put out by Lamps Plus.

This past December, Lamps' first signature lamp was released: The Forrest Sequoia. "This Forrest lamp is awesome – it looks like a forest tree trunk, perfect for my name, of course. The lamp and the wicker shade are definitely my style," Lamp said upon the items release. "You can't go wrong adding the Forrest lamp to your place. I've dreamed of having my own signature shoe, so having a Lamps Plus lamp with my name is right up there. Because a lamp is used almost daily, it's crucial."

## PERSONAL

Earned a degree from Western Kentucky with a double-major in business management and business informatics, while also minoring in finance. The son of Paul Lamp and Jami Bird. Has three younger brothers named Trevor, Nathan and Hunter. Lives with his fiancée, Natosha Boden, and their Pit Bull, Leo.



## THE STAMPEDE

**FAVORITE TV SHOW:**

Breaking Bad

**NICKNAMES:**

Flamp

**TOP OF HIS BUCKET LIST:**


Travel to Fiji or Bora Bora

**FAVORITE ICE CREAM:**

Orange and Pineapple Swirl  
from Nokomis Groves in  
Nokomis, Florida

**FIRST JOB:**

Worked as a landscaper  
while in high school

**FAVORITE MOVIE:**

I Am Legend

**FAVORITE FOOD:**

Wings and Burgers

**FAVORITE MUSICAL ARTIST:**


Kevin Gates or Future

**FAVORITE ACTOR:**

Denzel Washington

**FAVORITE ATHLETES:**

Warren Sapp and Derrick  
Brooks





# MARQUEL LEE

## LINEBACKER

# 52

6-3

235

4<sup>TH</sup> YEAR



OCTOBER 21, 1995 (AGE 25)



WALDORF, MD



WESTLAKE HS



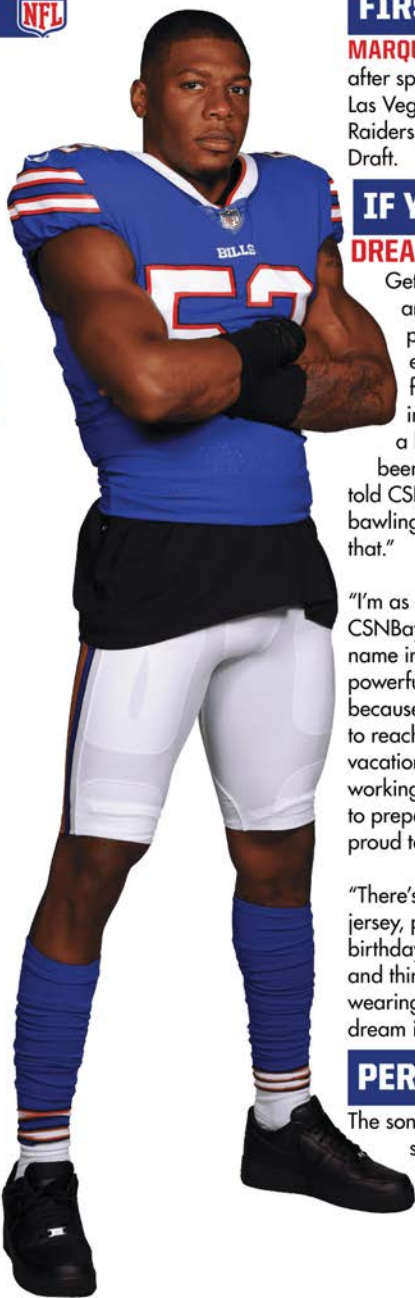
WAKE FOREST



FREE AGENT: 2021

### SHOUTOUTS

- Has played in 34 career games with 19 starts during his NFL career. Has totaled 85 tackles, six tackles for a loss and three QB hits. Also has three passes defended. On special teams, Lee has recorded 19 tackles.
- Missed the 2020 season due to injury.
- Played in five games with three starts in 2019 while dealing with injuries. Contributed five tackles and one tackle for a loss to go along with six tackles on special teams.
- Had his best NFL season in 2018 when he appeared in all 16 games and started 10 times for the Raiders. Totaled 58 tackles, three tackles for a loss and three QB hits. Also had 10 tackles on special teams.
- Totaled a career-high 11 tackles vs. IND (10/28/2018).
- As a rookie in 2017, Lee appeared in 13 games with six starts. Recorded 22 tackles and two tackles for a loss. Contributed three tackles on special teams.
- Served as a team captain as a senior in 2016 at Wake Forest and earned first team All-ACC honors from the AP after totaling 105 tackles, 7.5 sacks, 20 tackles for a loss and three forced fumbles.



### FIRST-AND-10

**MARQUEL LEE** joined the Bills in 2021 after spending the 2017-19 seasons with the Las Vegas Raiders. Lee was selected by the Raiders in the fifth round of the 2017 NFL Draft.

### IF YOU HAVEN'T 'HERD'

#### DREAMS TO REALITY

Getting drafted into the NFL is also an emotional moment for upcoming prospects, but the moment meant even more to Marquel and his family. Lee's father, Corey, was both immensely proud and, it so happens, a lifelong Raiders fan. "He might've been more excited than I was," Marquel told CSNBayArea.com. "He started bawling. I've never seen my dad cry like that."

"I'm as die-hard as they get," Corey Lee told CSNBayArea.com. "When they called his name in the fifth round, it was such a great, powerful moment. There was some relief, because he worked so hard and sacrificed to reach this point. When families were on vacation, we were in summer camps and working out hard. Everything we did was to prepare him for the next level. I was so proud to see him achieve a goal he had."

"There's a picture of me in a Raiders jersey, pants and a helmet on my second birthday," Marquel added. "I look at it now and think, 'Wow. It really happened.' I'm wearing a Raiders uniform for real. My dream is becoming a reality."

### PERSONAL

The son of Corey and Katanya Lee. Has a sister, Kiara. His father served 11 years in the Navy. First name is pronounced mar-KELL.



# MARQUEL LEE

## LINEBACKER

# 52

### THE STAMPEDE

#### FAVORITE CHILDHOOD ATHLETE:

Ray Lewis

#### FAVORITE NBA TEAM:

Miami Heat

#### FAVORITE FOOD:

Baked ziti

#### SKILL HE WANTS TO LEARN:


To juggle

#### DREAM VACATION SPOT:

Bali

#### FAVORITE TV SHOW:

Snowfall & House of Cards



#### FAVORITE MUSICAL ARTIST:

Drake

#### ANOTHER SPORT HE'D WANT TO PLAY:

Tennis and be able to play like Naomi Osaka

#### HOBBIES:

Fishing and going to the beach

#### BUCKET LIST ITEM:

Visit the Maldives

#### FAVORITE MOVIE:

Bad Boys 2

#### ANIMAL HE'D WANT TO BE:

A lion



### MARQUEL LEE'S NFL REGULAR SEASON DEFENSIVE STATISTICS

				TACKLES								INTERCEPTIONS					FUMBLES			ST					MISC	
DATE	TEAM	GP	GS	TK	S	A	TFL	YDS	SK	YDS	QBH	NO	YDS	LG	TD	PD	FF	FR	YDS	TK	S	A	FF	FR	S	A
2017	Raiders	13	6	22	15	7	2	3	0.0	0.0	0	0	0	0	0	0	0	0	0	3	3	0	0	0	0	0
2018	Raiders	16	10	58	31	27	3	13	0.0	0.0	3	0	0	0	0	3	0	0	0	10	5	5	0	0	0	0
2019	Raiders	5	3	5	0	1	4	0.0	0.0	0	0	0	0	0	0	0	0	0	0	6	6	0	0	0	0	0
TOTALS		34	19	85	51	34	6	20	0.0	0.0	3	0	0	0	0	3	0	0	0	19	14	5	0	0	0	0

### SINGLE-GAME HIGHS: DEFENSIVE

**Total Tackles** 11 vs. Indianapolis Colts, Oct 28, 2018  
**Passes Defensed** 2 vs. Cleveland Browns, Sep 30, 2018

**Tackles For Loss** 2 at Denver Broncos, Oct 01, 2017  
**Special Teams Tackles** 5 vs. Kansas City Chiefs, Sep 15, 2019



# LANCE LENOIR

## WIDE RECEIVER

# 9

**6-0** **208** **3<sup>RD</sup> YEAR**



**FEBRUARY 9, 1995 (AGE 26)**



**CRETE, IL**



**CRETE-MONEE HS**



**WESTERN ILLINOIS**



**FA: 2021**

## SHOUTOUTS

- Has played in eight career games in the NFL and has contributed mainly on special teams.
- Saw action in one game during the 2017 season and then played in seven games in 2018.
- Made his NFL debut at Phi. (12/31/17).
- Played in his first career playoff game at LAR (1/12/19), playing 27% of the Cowboys special teams snaps.
- Spent the majority of the 2019 regular season on injured reserve.
- Spent part of the 2020 season as a member of the Seahawks practice squad.
- Participated in the 2017 NFLPA Collegiate Bowl.
- Left Western Illinois as the school's all-time leader in receptions (273), yards (3,796), touchdowns (28), 100-yard games (14), 200-yard games (2) and consecutive games with a catch (41).
- Started in 47 of 48 games he played in during his time at Western Illinois.



## FIRST-AND-10

**LANCE LENOIR** (pronounced luh-NORE) joined the Bills after most recently spending the 2020 offseason with the Seattle Seahawks and remaining with the team's practice squad for a portion of the season. Lenoir entered the NFL in 2017 as a UDFA with the Cowboys and remained with the team through the 2019 season.

## IF YOU HAVEN'T 'HERD'

### FIGHTING THROUGH

After a highly productive high school career at Crete-Monee in Crete, Illinois, Lenoir was hoping to end up at a big time school, but the offers never came.

He decided to bet on himself and took a chance on Western Illinois and the results paid off big time as he set multiple school records and has earned his way to his shot in the NFL.

"I'm very thankful to be in this position," Lenoir said to the Chicago Tribune while at Western Illinois. "To come in and play as a true freshman, break some records and play my part to help this team win, it's a blessing."

Producing the way he did at Western Illinois after being considered too slow and undersized serves as the motivation as Lenoir continues to chase his dream in the NFL.

"I've put in a lot of hard work," Lenoir said. "I've played with a chip on my shoulder. But ultimately, you have to out there and have fun."

## PERSONAL

The son of Lance and J Evelyn Lenoir, Lance majored in law enforcement justice administration while at Western Illinois. Has a younger brother named Landon who played at Southern Illinois.



# LANCE LENOIR

## WIDE RECEIVER

# 9

### LANCE LENOIR'S NFL REGULAR SEASON RUSHING/RECEIVING STATISTICS

				RECEIVING					RUSHING				
DATE	TEAM	GP	GS	NO.	YDS.	AVG.	LG	TD	NO.	YDS.	AVG.	LG	TD
2017	Cowboys	1	0	0	0	0.0	0	0	0	0	0.0	0	0
2018	Cowboys	7	0	0	0	0.0	0	0	0	0	0.0	0	0
2019	Cowboys	0	0	0	0	0.0	0	0	0	0	0.0	0	0
2020	Seahawks	0	0	0	0	0.0	0	0	0	0	0.0	0	0
TOTALS		8	0	0	0	0.0	0	0	0	0	0.0	0	0

### LANCE LENOIR'S NFL POSTSEASON RUSHING/RECEIVING STATISTICS

				RECEIVING					RUSHING				
DATE	TEAM	GP	GS	NO.	YDS.	AVG.	LG	TD	NO.	YDS.	AVG.	LG	TD
2018	Cowboys	1	0	0	0	0.0	0	0	0	0	0.0	0	0
TOTALS		1	0	0	0	0.0	0	0	0	0	0.0	0	0

## SINGLE-GAME HIGHS: RUSHING/RECEIVING

Special Teams Tackles

1 at Atlanta Falcons, Nov 18, 2018



# CAM LEWIS

## CORNERBACK

# 47

5-9

183

2<sup>ND</sup> YEAR



APRIL 13, 1997 (AGE 24)



DETROIT, MICHIGAN



CONSORTIUM PREP



BUFFALO



UDFA: 2019

## SHOUTOUTS

- Saw his first NFL game action at Ten. (10/13/20), where he logged seven tackles.
- Over his four-year career at Buffalo, totaled 156 tackles, 4 tackles for loss, 5 interceptions, 22 passes defended and 3 forced fumbles.
- Had a career-high 3 interceptions in 2018, which ranked second in the MAC.
- Picked off a pass and ran it back 68 yards for a touchdown against Northern Illinois (11/11/15).
- Had a career-high 8 tackles against Western Michigan (10/7/17).

## THE STAMPEDE

**A skill you would like to learn?**

Trading stocks

**Biggest influence on your career?**

Mom and Dad for all the various lessons they've taught me

**Collect anything?**

Used to collect baseball and Pokemon cards

**Number one sporting event you'd want to attend as a fan?**

March Madness finals



## FIRST-AND-10

**CAMERON (CAM) LEWIS** joined the Buffalo Bills in 2019 after a four-year career at University of Buffalo. A Michigan native, Lewis entered the NFL as an undrafted free agent to the Bills.

## IF YOU HAVEN'T 'HERD'

### BASEBALL PAST

Lewis spent most of his life as a baseball standout, rather than a football star. Up until his junior year of high school, he was splitting time between baseball and football with his focus being more on baseball.

He participated in both club and school baseball, and his club team was so successful that they made it to the RBI National Championship.

"The most memorable game of my career was the RBI regional championship trying to make nationals," Lewis said. "The team was down 5 in the last inning and we rallied to win. It was played on the Cleveland Indians field."

It wasn't until his junior year of high school that his football coach, John Pittman, asked him to really give football a shot. Lewis listened and Pittman became a mentor for the high school running back turned college defensive back. He became the first player from his high school to play at a Division I school.

## PERSONAL

The son of Ernest and Yvonne Lewis, Cameron has two older brothers, Ernest Jr. and Brandon. He majored in African American Studies while at Buffalo. He hopes to one day work with adoption agencies and foster homes because he believes every child should have a home.



# CAM LEWIS CORNERBACK

# 47

## CAM LEWIS' NFL REGULAR SEASON DEFENSIVE STATISTICS

				TACKLES								INTERCEPTIONS					FUMBLES			ST				MISC		
DATE	TEAM	GP	GS	TK	S	A	TFL	YDS	SK	YDS	QBH	NO	YDS	LG	TD	PD	FF	FR	YDS	TK	S	A	FF	FR	S	A
2019	Bills	0	0	0	0	0	0	0	0.0	0.0	0	0	0	0	0	0	0	0	0	0	0	0	0	0	0	0
2020	Bills	5	2	7	5	2	0	0	0.0	0.0	0	0	0	0	0	0	0	0	0	0	0	0	0	0	0	0
TOTALS		5	2	7	5	2	0	0	0.0	0.0	0	0	0	0	0	0	0	0	0	0	0	0	0	0	0	0

## SINGLE-GAME HIGHS: DEFENSIVE

Total Tackles

7 at Tennessee Titans, Oct 13, 2020



# STAR LOTULELEI

## DEFENSIVE TACKLE

# 98

6-2

315

8<sup>TH</sup> YEAR



DECEMBER 20, 1989 (AGE 31)



SOUTH JORDAN, UT



BINGHAM HS



UTAH



FA: 2018

### SHOUTOUTS

- Opted out of the 2020 NFL Season due to the Covid-19 pandemic.
- Totaled 19 tackles, three tackles for a loss, one interception and two sacks during the 2019 regular season.
- Lotulelei started 78 consecutive games, which was the longest streak among DTs in the NFL prior to the 2020 season.
- Intercepted a pass from Cowboys QB Dak Prescott at Dal. (11/28/2019) during the Bills 26-15 victory over the Cowboys on Thanksgiving for his first interception since high school in 2006.
- Picked up a sack of QB Brandon Allen against Den. (11/24/2019).
- Recorded three tackles, a sack and two tackles for a loss at Mia. (11/17/2019).
- Was named NFC Defensive Player of the Week in 2016 after his performance against Ari. (10/30/2016) where he set a single-game career high with three sacks and a forced fumble.



### FIRST-AND-10

**STAR LOTULELEI** is entering his third season in Buffalo after playing five seasons with the Carolina Panthers (2013-17). The defensive tackle was drafted by the Panthers in the 1st round (14th overall) of the 2013 NFL draft.

### IF YOU HAVEN'T 'HERD'

#### A NEAR MISS

A first round draft pick in 2013 and one of the top acquisitions of the 2018 free agent class, it seems hard to believe that Lotulelei nearly never even played football past the high school level.

After graduating from Bingham High School, Lotulelei actually gave up football and took a job working from 9-to-5 at a furniture delivery company.

Lotulelei quickly realized that lifestyle was one he wouldn't be satisfied with and enrolled at Snow Junior College.

While he was back on the gridiron, things did not really click for Lotulelei until he met his soon-to-be wife, Fuiva, and the couple had their first daughter, Arilani. Lotulelei credits becoming a father to Arilani with helping him recognize what was important and committing to football.

### PERSONAL

Lotulelei (lo-too-leh-lay) is the son of Star and Pesatina Lotulelei and is the oldest of ten children. His brother, Lowell, also played football for Utah. Star and his wife Fuiva have four children. While at Utah, Lotulelei majored in Sociology. He met his wife while at Snow, where she was a volleyball player.



# STAR LOTULELEI

## DEFENSIVE TACKLE

# 98

### STAR LOTULELEI'S NFL REGULAR SEASON DEFENSIVE STATISTICS

				TACKLES								INTERCEPTIONS					FUMBLES			ST				
DATE	TEAM	GP	GS	TK	S	A	TFL	YDS	SK	YDS	QBH	NO	YDS	LG	TD	PD	FF	FR	YDS	TK	S	A	FF	FR
2013	Panthers	16	16	42	31	11	9	33	3.0	20.0	4	0	0	0	0	0	0	0	0	0	0	0	0	0
2014	Panthers	14	13	26	19	7	7	26	2.0	9.0	4	0	0	0	0	1	0	0	0	0	0	0	0	0
2015	Panthers	14	14	22	13	9	3	15	1.0	8.0	3	0	0	0	0	2	1	1	0	0	0	0	0	0
2016	Panthers	16	16	26	14	12	5	25	4.0	18.0	6	0	0	0	0	1	1	0	0	0	0	0	0	0
2017	Panthers	16	16	25	6	19	3	7	1.5	9.5	5	0	0	0	0	1	0	1	0	0	0	0	0	0
2018	Bills	16	16	17	10	7	1	1	0.0	0.0	0	0	0	0	0	1	0	0	0	0	0	0	0	0
2019	Bills	16	16	19	12	7	3	7	2.0	4.0	3	1	0	0	0	1	0	0	0	0	0	0	0	0
2020	Bills	0	0	0	0	0	0	0	0.0	0.0	0	0	0	0	0	0	0	0	0	0	0	0	0	0
TOTALS		108	107	177	105	72	31	114	13.5	68.5	25	1	0	0	0	7	2	2	0	0	0	0	0	0

### STAR LOTULELEI'S NFL POSTSEASON DEFENSIVE STATISTICS

				TACKLES								INTERCEPTIONS						FUMBLES			ST			
DATE	TEAM	GP	GS	TK	S	A	TFL	YDS	SK	YDS	QBH	NO	YDS	LG	TD	PD	FF	FR	YDS	TK	S	A	FF	FR
2013	Panthers	1	1	6	3	3	1	1	0.0	0.0	0	0	0	0	0	0	0	0	0	0	0	0	0	0
2014	Panthers	1	1	4	3	1	0	0	0.0	0.0	0	0	0	0	0	0	0	0	0	0	0	0	0	0
2015	Panthers	3	3	8	5	3	2	2	0.0	0.0	0	0	0	0	0	1	0	0	0	0	0	0	0	0
2017	Panthers	1	1	1	1	0	0	0	0.0	0.0	1	0	0	0	0	0	0	0	0	0	0	0	0	0
2019	Bills	1	1	2	2	0	0	0	0.0	0.0	0	0	0	0	0	0	0	0	0	0	0	0	0	0
TOTALS		7	7	21	14	7	3	3	0.0	0.0	1	0	0	0	0	1	0	0	0	0	0	0	0	0

## SINGLE-GAME HIGHS: DEFENSIVE

**Total Tackles** 7 at Atlanta Falcons, Dec 28, 2014  
**Sacks** 3.0 vs. Arizona Cardinals, Oct 30, 2016  
**Passes Defensed** 1 at Dallas Cowboys, Nov 28, 2019  
**Forced Fumbles** 1 vs. Arizona Cardinals, Oct 30, 2016

**Fumble Recoveries** 1 at San Francisco 49ers, Sep 10, 2017  
**Tackles For Loss** 3 vs. Arizona Cardinals, Oct 30, 2016  
**Interceptions** 1 at Dallas Cowboys, Nov 28, 2019



# MIKE LOVE

## DEFENSIVE END

# 56

6-3

255

2<sup>ND</sup> YEAR



JANUARY 22, 1994 (AGE 27)



CLEARWATER, FL



COUNTRYSIDE HS



SOUTH FLORIDA



UDFA: 2018

## SHOUTOUTS

- Appeared in one game in the 2020 season, recording two tackles and one TFL vs. Mia. (1/3/20).
- Spent the 2019 season on the reserve/injured list.
- Signed from the practice squad on Dec. 4 and made his NFL debut vs. Det. (12/16/18).
- Logged his first NFL tackle vs. Det. (12/16/18).
- Had a tackle and special teams tackle in the final two regular season games of the 2018 season (at NE (12/23/18), vs. Mia (12/30/18)).
- Recorded 9.5 sacks and 65 tackles during his four-year collegiate career.
- Notched 5.5 sacks as a senior at South Florida in 2017, which ranked third on the team.
- Posted a career-high 4 tackles in a game on four separate occasions in 2016 and 2017.
- Set career-highs in 2017 with 11.0 tackles for loss, 5.5 sacks, and three pass breakups.



## FIRST-AND-10

**MIKE LOVE** was signed as a rookie free agent by the Bills in 2018 after a four-year career at South Florida. In college, he amassed 9.5 sacks while earning an undergraduate degree in criminology and a master's degree in entrepreneurship.

## IF YOU HAVEN'T 'HERD'

### MOMMA'S BOY

Love makes it clearly known that his mother is the biggest influence on him and his career to this point. Raising four boys by herself while working as an insurance claims agent, Love noticed and appreciated all that Shalonda Love did for her children.

"She is a wonderful woman," Love said. "She is always on me about my manners. Always made sure I said yes sir, no sir. She also helps me find positives in every negative situation. She has been through a lot and I will do everything I can for her."

While keeping a close relationship with his mother, Love finally met his father in 2015. He did not know who he was growing up, until the two found each other when Mike was in college.

Love says that not knowing his father was one of the biggest obstacles he had to overcome in his life, but the two are now close and Love hopes that his father will make it to a game in Buffalo this season.

## PERSONAL

The son of Shalonda Love, an insurance claims agent. He has three brothers, Leon, Ton Ton and Roddrick. Leon and Ton Ton are currently serving in the US Army. Lettered in football and basketball in high school. Earned his master's degree in entrepreneurship in 2018.



# MIKE LOVE

## DEFENSIVE END

# 56

### MIKE LOVE'S NFL REGULAR SEASON DEFENSIVE STATISTICS

						TACKLES						INTERCEPTIONS						FUMBLES			ST				MISC	
DATE	TEAM	GP	GS	TK	S	A	TFL	YDS	SK	YDS	QBH	NO	YDS	LG	TD	PD	FF	FR	YDS	TK	S	A	FF	FR	S	A
2018	Bills	3	0	3	0	3	0	0	0.0	0.0	0	0	0	0	0	0	0	0	0	2	0	2	0	0	0	0
2019	Bills	0	0	0	0	0	0	0	0.0	0.0	0	0	0	0	0	0	0	0	0	0	0	0	0	0	0	0
2020	Bills	1	0	2	2	0	1	0	0.0	0.0	0	0	0	0	0	0	0	0	0	0	0	0	0	0	0	0
TOTALS		4	0	5	2	3	1	0	0.0	0.0	0	0	0	0	0	0	0	0	0	2	0	2	0	0	0	0



# TYLER MATAKEVICH

## LINEBACKER

# 44

6-1

235

6<sup>TH</sup> YEAR



DECEMBER 22, 1992 (AGE 28)



STRATFORD, CT



ST. JOSEPH HS



TEMPLE



FREE AGENT: 2020

## SHOUTOUTS

- Totaled six tackles, and two passes defended vs. Mia. (1/3/21).
- Finished the 2020 season with 10 special teams tackles, which led the Bills.
- Recorded his first kickoff return when he returned an onside kick, which he returned for two yards vs. NE (11/1/20). He also recorded two special teams tackles.
- Tied for the NFL lead in 2019 with 16 tackles on special teams. He appeared in all 16 games and also had 14 tackles on defense.
- Played in all 16 games in 2018 and had 10 tackles on special teams. Also contributed on defense with 15 tackles.
- In 2017, played in 15 games during the regular season and led the Steelers' special teams unit in tackling with 14 tackles including two deflected punts.
- In 2016, played in all 16 games during the regular season and recorded a team-best 12 special teams tackles during the regular season.



## FIRST-AND-10

**TYLER MATAKEVICH** is in his second season with the Bills after agreeing to terms on a one-year extension that keeps him in Buffalo until 2022. He spent the first four seasons of his career in Pittsburgh (2016-19). He was drafted in the seventh round (246<sup>th</sup> overall) of the 2016 NFL Draft by the Steelers.

## IF YOU HAVEN'T 'HERD'

### SHOW YOUR SOFT SIDE

Off the football field, one of Matakevich's biggest passions is hanging out with his dog, Bailey. That passion extends to Matakevich working with animal adoption campaigns and supporting Show Your Soft Side.

Per the organization's website, Show Your Soft Side is a public service campaign that was created to change the mindset of young people who all-too-often view the maiming and torturing of defenseless cats and dogs as a sign of "toughness" or "manhood." They use athletes and actors to spread the message that compassion toward animals is a sign of strength, not weakness.

Matakevich appeared in advertisements with his dog Bailey along with the message, "Only a punk would hurt a cat or dog."

Matakevich adopted Bailey when he first became involved with the organization and did a photoshoot in Philadelphia in 2016 with Bailey and four other 8-week-old puppies in need of a home.

## PERSONAL

The son of David and Kim Matakevich, Tyler has an older sister named Ashley. Has two dogs named Cash and Bailey. Lives with his fiancée, Shannon.



# TYLER MATAKEVICH

## LINEBACKER

# 44

### BUFFALO TRACKS

#### SPECIAL TEAMS TACKLE LEADERS SINCE 2016

Player	ST Tackles
1. Justin Bethel, NE	63
2. <b>Tyler Matakevich, BUF</b>	<b>62</b>
3. Nate Ebner, NYG	54
T4. Michael Thomas, HOU	52
T4. Nick Dzubnar, TEN	52

#### 2020 BILLS SPECIAL TEAMS TACKLE LEADERS

Player	ST Tackles
1. <b>Tyler Matakevich</b>	<b>10</b>
2. Darryl Johnson	8
T3. Taiwan Jones	6
T3. Dean Marlowe	6
T3. Siran Neal	6
T3. Jordan Poyer	6

### THE STAMPEDE

#### FAVORITE TV SHOW:

Below Deck

#### NICKNAME:

Dirty Red

#### PREGAME RITUAL:

Cleans his house

#### HIDDEN TALENT:

Cooking

#### FAVORITE ACTOR:

Robert Downey Jr.

#### FAVORITE MUSICAL ARTIST:

Pearl Jam



### TYLER MATAKEVICH'S NFL REGULAR SEASON DEFENSIVE STATISTICS

			TACKLES										INTERCEPTIONS					FUMBLES			ST					MISC
DATE	TEAM	GP	GS	TK	S	A	TFL	YDS	SK	YDS	QBH	NO	YDS	LG	TD	PD	FF	FR	YDS	TK	S	A	FF	FR	S	A
2016	Steelers	16	0	8	6	2	0	0	0.0	0.0	0	0	0	0	0	0	0	0	0	12	10	2	0	0	0	0
2017	Steelers	15	0	9	7	2	0	0	0.0	0.0	0	0	0	0	0	1	0	0	0	14	11	3	0	0	0	0
2018	Steelers	16	1	6	3	3	0	0	0.0	0.0	0	0	0	0	0	0	0	0	0	10	9	1	0	0	0	0
2019	Steelers	16	0	2	2	0	0	0	0.0	0.0	0	0	0	0	0	0	0	0	0	16	14	2	0	0	0	0
2020	Bills	16	0	13	9	4	0	0	0.0	0.0	0	0	0	0	0	2	0	0	0	10	3	7	0	0	0	0
TOTALS		79	1	38	27	11	0	0	0.0	0.0	0	0	0	0	0	3	0	0	0	62	47	15	0	0	0	0

### TYLER MATAKEVICH'S NFL POSTSEASON DEFENSIVE STATISTICS

			TACKLES										INTERCEPTIONS					FUMBLES			ST					MISC
DATE	TEAM	GP	GS	TK	S	A	TFL	YDS	SK	YDS	QBH	NO	YDS	LG	TD	PD	FF	FR	YDS	TK	S	A	FF	FR	S	A
2016	Steelers	3	0	0	0	0	0	0	0.0	0.0	0	0	0	0	0	0	0	0	0	1	1	0	0	0	0	0
2017	Steelers	1	0	0	0	0	0	0	0.0	0.0	0	0	0	0	0	0	0	0	0	0	0	0	0	0	0	0
2020	Bills	3	0	0	0	0	0	0	0.0	0.0	0	0	0	0	0	0	0	0	0	0	0	0	0	0	0	0
TOTALS		7	0	0	0	0	0	0	0.0	0.0	0	0	0	0	0	0	0	0	0	0	1	1	0	0	0	0

### SINGLE-GAME HIGHS: DEFENSIVE

**Total Tackles**  
**Passes Defensed**

8 at Miami Dolphins, Oct 16, 2016  
2 vs. Miami Dolphins, Jan 03, 2021

**Special Teams Tackles** 3 at Cleveland Browns, Sep 09, 2018



# NICK MCCLOUD

## CORNERBACK

# 38

**6-0** **193** **ROOKIE**



**JULY 9, 1998 (AGE 23)**



**ROCK HILL, SC**



**SOUTH POINTE HS**



**NOTRE DAME**



**UDFA: 2021**

## SHOUTOUTS

- Played his final season of college football at Notre Dame in 2020 after transferring from NC State, where he played from 2016-19.
- Earned Defensive MVP honors of the 2021 Hula Bowl with 2 interceptions.
- Tallied 33 tackles, two for a loss, an interception, 8 passes defended and 2 fumble recoveries in 12 games during his lone season at Notre Dame in 2020.
- Earned 2nd-team All-ACC honors from the Associated Press in 2020.
- Posted 3 tackles and 2 fumble recoveries in a OT win vs. No. 1 Clemson (11/7/20). His 2nd fumble recovery sealed the win in the 2nd overtime.
- Tallied 4 tackles and an interception in a 45-3 win at Pittsburgh (10/24/20).
- Started all 11 games for NC State in 2018 and posted 51 tackles, 8 passes defended and 2 interceptions.
- Compiled a career-high 10 tackles at Clemson (10/20/18).
- Notched 7 tackles and his first career interception in a Sun Bowl game victory over Arizona State (12/29/17).



## FIRST-AND-10

**NICK MCCLOUD** was signed by the Bills as an undrafted free agent following the 2021 draft. The Rock Hill, SC, native played the 2020 season with Notre Dame after transferring from NC State.

## IF YOU HAVEN'T 'HERD'

### HIGH PRAISE FROM BURRIS

Former Notre Dame star and Bills 1994 first round pick Jeff Burris had some high praise for McCloud.

"I think his leadership capabilities," Burris responded to the South Bend Tribune when asked what stands out about McCloud. "As a young man, he walks into a room and he has that charisma about him, that quiet confidence. He's a well-liked, well-respected young man. Well-spoken young man. He's very knowledgeable in all aspects of life."

Burris, now the defensive backs coach at Louisiana Tech, knows McCloud well as they both grew up in Rock Hill, SC. Burris' brother, Pat, coached him in high school and McCloud became close with Burris' kids.

McCloud has also been aided by another Rock Hill native Stephon Gilmore, another former Bills draft pick. "[We] are close as ever," McCloud said. "Having that relationship with him being defensive player of the year and the press corner he is, if I have a question, I can go in the locker room, text him and he'll hit me back right away. That relationship and knowledge of the game is definitely beneficial to me."

## PERSONAL

His parents are Nakia, a high school football coach, and Jonetta. Has a younger brother, Nakia, and a younger sister, Carrigan. Competed in football, basketball and baseball in high school. Earned a degree in business administration from NC State in 2020 while concentrating in marketing.



# ISAIAH MCKENZIE

## WIDE RECEIVER

# 19

5-8

173

5<sup>TH</sup> YEAR

APRIL 9, 1995 (AGE 26)



MIAMI, FL



AMERICAN HERITAGE HS



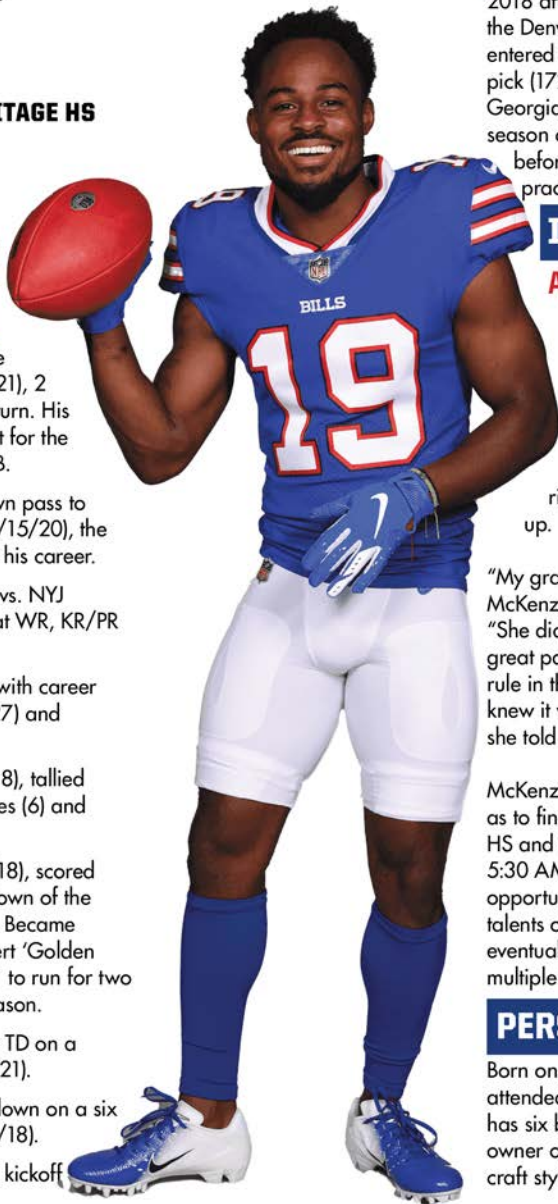
GEORGIA



WAIVERS: 2018

### SHOUTOUTS

- Scored a career-high three touchdowns vs. Mia (1/3/21), 2 receiving and one punt return. His punt return TD was the first for the Bills since 12/14/14 vs. GB.
- Threw a 12-yard touchdown pass to QB Josh Allen vs. Arz. (11/15/20), the first passing touchdown of his career.
- Played in all three phases vs. NYJ (12/29/19), taking snaps at WR, KR/PR and CB.
- Finished the 2019 season with career highs in both receptions (27) and receiving yards (254).
- Against the Lions (12/16/18), tallied career highs in both catches (6) and receiving yards (53).
- In Week 14 at NYJ (12/9/18), scored his second rushing touchdown of the season on a 15 yard rush. Became the first Bills WR since Elbert 'Golden Wheels' Dusenbury in 1961 to run for two touchdowns in a single season.
- Scored his first postseason TD on a 6-yard catch at KC (1/24/21).
- Scored his first NFL touchdown on a six yard carry vs. Jax. (11/25/18).
- Logged a career-high 101 kickoff yards at NYJ (12/9/18).



### FIRST-AND-10

**ISAIAH MCKENZIE** joined the Bills in 2018 after being claimed off of waivers via the Denver Broncos. McKenzie originally entered the league in 2017 as a fifth round pick (172nd overall) of the Broncos out of Georgia. McKenzie spent the entire 2017 season on the Broncos' 53-man roster before rotating between Denver's 53 and practice squad in 2018.

### IF YOU HAVEN'T 'HERD'

#### A KEY INFLUENCE

When the Broncos called McKenzie's phone during the 2017 NFL Draft it brought overwhelming emotions to not only Isaiah, but his grandmother as well. He credits her with keeping him and his siblings on the right path and out of trouble growing up.

"My grandma kept us on the right path," McKenzie said of himself and his siblings. "She did everything she had to do to be a great parent. I wouldn't say I followed every rule in the book, but whatever she told me I knew it was important. I took heed to when she told me something."

McKenzie's grandmother even went so far as to find a new job at American Heritage HS and take an hour long bus ride daily at 5:30 AM with Isaiah to give him the best opportunity to take advantage of his unique talents on the football field. Everything eventually paid off as McKenzie received multiple D-I offers.

### PERSONAL

Born on April 9, 1995 in Miami, Florida and attended American Heritage HS. McKenzie has six brothers and one sister. He is the owner of La Trilla Barbecue, a mobile Texas craft style barbecue restaurant in Miami.



# ISAIAH MCKENZIE

## WIDE RECEIVER

# 19

### IF YOU HAVEN'T 'HERD'



#### LA TRAILA

Isaiah McKenzie decided to combine his passion for business and food by opening a Texas Craft Barbecue restaurant, La Traila, in his hometown of Miami, Florida.

"When I moved to Miami, I realized barbecue here isn't very good," Mel Rodriguez, La Traila's co-owner told ESPN. "We're ahead of what people expect, so we have wiggle room, but I told my staff I don't want to just make good barbecue. I want to make damn good barbecue."

### THE STAMPEDE

**1. NICKNAMES**  
Lil' Dirty



**2. FAVORITE MOVIE**  
The Mask



**3. COLLECT ANYTHING**  
Paintings



**4. FAVORITE BUFFALO RESTAURANT**  
Fat Bob's



### ISAIAH MCKENZIE'S NFL REGULAR SEASON RUSHING/RECEIVING STATISTICS

DATE	TEAM	GP	GS	RECEIVING					RUSHING				
				NO.	YDS.	AVG.	LG	TD	NO.	YDS.	AVG.	LG	TD
2017	Broncos	11	0	4	29	7.3	14	0	1	4	4.0	4	0
2018	Broncos	1	0	0	0	0.0	0	0	0	0	0.0	0	0
2018	Bills	7	1	18	179	9.9	23	0	10	66	6.6	15f	2
2018	TOTAL	8	1	18	179	9.9	23	0	10	66	6.6	15f	2
2019	Bills	15	8	27	254	9.4	46	1	8	49	6.1	16	0
2020	Bills	16	6	30	282	9.4	46	5	10	9	0.9	14	0
TOTALS		50	15	79	744	9.4	46	6	29	128	4.4	16	2

### ISAIAH MCKENZIE'S NFL POSTSEASON RUSHING/RECEIVING STATISTICS

DATE	TEAM	GP	GS	RECEIVING					RUSHING				
				NO.	YDS.	AVG.	LG	TD	NO.	YDS.	AVG.	LG	TD
2019	Bills	1	0	4	23	5.8	10	0	0	0	0.0	0	0
2020	Bills	3	0	3	14	4.7	7	1	2	9	4.5	5	0
TOTALS		4	0	7	37	5.3	10	1	2	9	4.5	5	0



# ISAIAH MCKENZIE

## WIDE RECEIVER

# 19

### ISAIAH MCKENZIE'S NFL REGULAR SEASON RETURN STATISTICS

		KICKOFF RETURNS					PUNT RETURNS					
DATE	TEAM	RET.	YDS.	AVG.	LG	TD	NO.	FC	YDS.	AVG.	LG	TD
2017	Broncos	3	50	16.7	21	0	21	7	183	8.7	44	0
2018	Broncos	0	0	0.0	0	0	2	0	13	6.5	11	0
2018	Bills	12	237	19.8	33	0	14	3	87	6.2	21	0
2018	TOTAL	12	237	19.8	33	0	16	3	100	6.3	21	0
2019	Bills	3	65	21.7	24	0	1	1	4	4.0	4	0
2020	Bills	2	32	16.0	27	0	1	1	84	84.0	84t	1
TOTALS		20	384	19.2	33	0	39	12	371	9.5	84T	1

### SINGLE-GAME HIGHS: RUSHING/RECEIVING

**Rush Attempts** 4 vs. New York Jets, Dec 09, 2018  
**Rushing Yards** 32 at New York Jets, Nov 11, 2018  
**Longest Runs** 16 vs. New York Jets, Dec 29, 2019  
**Rushing TDs** 1 vs. New York Jets, Dec 09, 2018  
**Receptions** 6 vs. Miami Dolphins, Jan 03, 2021  
**Receiving Yards** 65 vs. Miami Dolphins, Jan 03, 2021  
**Longest Receptions** 46 at Miami Dolphins, Sep 20, 2020  
**Receiving TDs** 2 vs. Miami Dolphins, Jan 03, 2021  
**All-Purpose Yards** 181 vs. Miami Dolphins, Jan 03, 2021  
**Kickoff Returns** 5 vs. New York Jets, Dec 09, 2018

**Kickoff Return Yards** 101 vs. New York Jets, Dec 09, 2018  
**Longest Kickoff Return** 33 at New York Jets, Nov 11, 2018  
**Fair Catches** 3 at Miami Dolphins, Dec 03, 2017  
**Punt Return Yards** 84 vs. Miami Dolphins, Jan 03, 2021  
**Longest Punt Return** 84t vs. Miami Dolphins, Jan 03, 2021  
**Punt Returns** 5 vs. Oakland Raiders, Oct 01, 2017  
**Punt Return TDs** 1 vs. Miami Dolphins, Jan 03, 2021  
**Special Teams Tackles** 1 vs. New England Patriots, Nov 12, 2017  
**Miscellaneous Tackles** 1 at Miami Dolphins, Sep 20, 2020  
**Most TDs** 3 vs. Miami Dolphins, Jan 03, 2021



# MATT MILANO

## LINEBACKER

# 58

**6-0** **223** **5<sup>TH</sup> YEAR**



**JULY 28, 1994 (AGE 27)**



**ORLANDO, FL**



**DR. PHILLIPS HS**



**BOSTON COLLEGE**



**DRAFT: 2017 (5TH RD)**

### SHOUTOUTS

- Opened his 2020 season with his fifth career interception vs. NYJ (9/13).
- Finished the 2019 regular season with 100 tackles, joining Tremaine Edmunds and Jordan Poyer as the only Bills with 100+ tackles.
- Finished the 2018 season as the only player in the NFL with 75+ tackles, 3+ interceptions and 3+ fumble recoveries.
- Had an interception, sack and FR at Min. (9/23/18), becoming the first Bills player to have all three in a game since Troy Vincent on 12/12/04.
- Named AFC Defensive Player of the Week after his performance against the Vikings (9/23/18).
- Had a career-high 13 tackles vs. Phi. (10/27/19).
- Had interceptions in consecutive games (at NYJ (11/11/18), vs. Jax. (11/25/18)), making him the first Bills LB with a INT streak since 2015 (AJ Tarpley).
- Key part of a Bills' linebacker unit that ranked third in the NFL in takeaways in 2018 with 17.
- Returned a fumble for a TD vs. Oak. (10/29/17), making him the first Bills LB to do so since London Fletcher 2006.



### FIRST-AND-10

**MATT MILANO** signed a four year contract extension with the Bills in 2021, extending his stay in Buffalo after originally being drafted by the team in the fifth round (163rd overall) out of Boston College in 2017. During the 2020 season, the Bills went 10-0 in games Milano played.

### IF YOU HAVEN'T 'HERD'

#### OVERCOMING THE ODDS

Milano grew up in a football hotbed in Florida and was a three-star recruit when he began to look at college. During his senior year, he was named Orlando Sentinel's Defensive Player of the Year and opted to take his talents to Boston College. The transition was not seamless however, and he only logged five tackles during his freshman season. Milano says that the transition from different levels of football is the biggest obstacle he has had to overcome. The jump from college to NFL was also a tough challenge for the linebacker, but Milano made the most of it, earning a starting role by the end of the 2017 season.

#### FACETIMING WITH FAMILY


Milano was a consistent impact player on the Bills' defense throughout the 2018 season, but unfortunately suffered a season-ending injury against the Jets with three games remaining in the season. The following week, the Bills beat the Lions 14-13 and Milano was unable to attend due to the injury. After the game, the team faceted with Milano and he broke down the team following Coach McDermott's post-game speech.

### PERSONAL

Born July 28, 1994 in Orlando, Florida, Matt is the son of Mike, a pharmaceutical sales manager, and Janet Milano. Matt graduated with degrees in Psychology and Communications from Boston College. He has a brother, Michael, and sister, Gina.



### IF YOU HAVEN'T 'HERD'



### WORLD TRAVELER

In his free time, Milano enjoys traveling, not only throughout the country, but all over the world. He has been to Costa Rica (pictured above) and hopes to one day travel the globe.

"It's important getting out from the bubble you live in at the time and experiencing something new," Milano told the Buffalo News, "seeing somebody else's culture, what they kind of do during the day, who's around there, and just meeting new people."



### CHECK OUT THESE BLADES

Milano and Gabriel Davis teamed up during the 2020 season to give eight-year-old Jackson DeLude a gift and memory that will last a lifetime. Milano and Davis provided DeLude and his family with the opportunity to travel from Buffalo to Orlando, FL to be fitted for a set of prosthetic blades and a trip to Disney World. "We thought it was a great thing to do for Jackson," Milano said to ESPN at the time. "Christmas time, it was a chance to give back to the community -- especially someone from Buffalo. ... This was a quick thing. We learned about it and in the next couple days, he was doing his thing."

### THE STAMPEDE

#### FAVORITE FOOD:

Sushi

#### FAVORITE TV SHOW:

The Sopranos

#### FAVORITE APP:

Spotify

#### FAVORITE BUFFALO RESTAURANT:

Bar Bill

#### PET PEEVE:

Nonchalance people

#### FAVORITE BOOK:

The Daily Stoic



### BUFFALO TRACKS

#### BILLS TACKLES FOR LOSS SINCE 2017

Player	Seasons	TFLs
1. Jerry Hughes	2017-20	35
2. <b>Matt Milano</b>	<b>2017-20</b>	<b>30</b>
3. Lorenzo Alexander	2017-19	22
4. Shaq Lawson	2017-19	22
5. Jordan Poyer	2017-20	21

#### BILLS TOTAL TACKLES SINCE 2017

Player	Seasons	Tackles
1. Jordan Poyer	2017-20	426
2. Tremaine Edmunds	2017-20	355
3. Micah Hyde	2017-20	282
4. <b>Matt Milano</b>	<b>2017-20</b>	<b>272</b>
5. Tre'Davious White	2017-20	238



# MATT MILANO

## LINEBACKER

# 58

### MATT MILANO'S NFL REGULAR SEASON DEFENSIVE STATISTICS

				TACKLES								INTERCEPTIONS					FUMBLES			ST				
DATE	TEAM	GP	GS	TK	S	A	TFL	YDS	SK	YDS	QBH	NO	YDS	LG	TD	PD	FF	FR	YDS	TK	S	A	FF	FR
2017	Bills	16	5	43	29	14	3	6	0.0	0.0	2	1	15	15	0	2	0	1	40	6	3	3	1	0
2018	Bills	13	13	78	52	26	12	33	1.0	8.0	3	3	41	29	0	7	0	3	0	0	0	0	0	0
2019	Bills	15	15	100	64	36	7	31	1.5	12.5	7	0	0	0	0	9	1	1	0	1	1	0	0	0
2020	Bills	11	6	45	35	10	4	22	3.5	24.0	9	1	0	0	0	3	0	0	0	0	0	0	0	0
TOTALS		55	39	266	180	86	26	92	6.0	44.5	21	5	56	29	0	21	1	5	40	7	4	3	1	0

### MATT MILANO'S NFL POSTSEASON DEFENSIVE STATISTICS

				TACKLES								INTERCEPTIONS					FUMBLES			ST				
DATE	TEAM	GP	GS	TK	S	A	TFL	YDS	SK	YDS	QBH	NO	YDS	LG	TD	PD	FF	FR	YDS	TK	S	A	FF	FR
2017	Bills	0	0	0	0	0	0	0	0.0	0.0	0	0	0	0	0	0	0	0	0	0	0	0	0	0
2019	Bills	1	1	12	8	4	1	4	0.0	0.0	1	0	0	0	0	0	0	0	0	0	0	0	0	0
2020	Bills	3	3	25	16	9	0	0	0.0	0.0	1	0	0	0	0	3	0	0	0	0	0	0	0	0
TOTALS		4	4	37	24	13	1	4	0.0	0.0	2	0	0	0	0	3	0	0	0	0	0	0	0	0

## SINGLE-GAME HIGHS: DEFENSIVE

**Total Tackles** 13 vs. Philadelphia Eagles, Oct 27, 2019  
**Sacks** 1.0 at New England Patriots, Dec 28, 2020  
**Passes Defensed** 3 vs. Denver Broncos, Nov 24, 2019  
**Forced Fumbles** 1 at Pittsburgh Steelers, Dec 15, 2019

**Fumble Recoveries** 1 vs. Cincinnati Bengals, Sep 22, 2019  
**Tackles For Loss** 3 vs. Philadelphia Eagles, Oct 27, 2019  
**Interceptions** 1 vs. New York Jets, Sep 13, 2020  
**Special Teams Tackles** 2 vs. New York Jets, Sep 10, 2017



# QUINTIN MORRIS

## TIGHT END

# 85

**6-2** **243** **ROOKIE**



**JANUARY 21, 1999 (AGE 22)**



**FORT BEND COUNTY, TX**



**GEORGE RANCH HS**



**BOWLING GREEN**



**UDFA: 2021**

## SHOUTOUTS

- Completed his four-year career at Bowling Green with 125 catches for 1,529 yards and 13 touchdowns.
- Named first-team All-MAC in 2020 with 20 receptions for 248 yards in 5 games.
- Grabbed 4 passes for 61 yards vs. Buffalo (11/17/20).
- Was a second-team All-MAC selection in 2019, leading the team with 55 receptions, 649 yards, and 4 TDs. His reception total was the most by a MAC tight end that year.
- Registered career highs in receptions (9) and yards (92) at Notre Dame (10/5/19).
- Hauled in a career-long 59-yard reception vs. Louisiana Tech (9/14/19) as part of a 6-90 receiving performance.
- Finished 2nd on the team with 42 catches and 516 yards in 2018.
- Posted season highs of 8 catches for 93 yards and 2 touchdowns vs. Eastern Kentucky (9/15/18).
- Saw action in 11 games as a freshman in 2017 and grabbed 8 passes for 116 yards and his first two collegiate touchdowns.
- Registered a 29-yard TD catch at Buffalo (11/7/17).



## FIRST-AND-10

**QUINTIN MORRIS** was signed by the Bills as an undrafted free agent following the 2021 draft. A former wide receiver turned tight end, he finished his four-year college career at Bowling Green with 125 catches for 1,529 yards.

## IF YOU HAVEN'T 'HERD'

### BEST DECISION

Bowling Green coach Scot Loeffler told the Toledo Blade regarding his move to tight end: "He always did things the right way. When he got moved over from wide receiver to tight end, he embraced it. That probably was the best decision he ever made. He's also a good student."

### BASKETBALL BACKGROUND

A two-sport athlete growing up in Richmond, TX, Morris credits his basketball skills with helping him on the football field. Morris told the USA Today, "It definitely helps a lot. I played basketball since first grade, almost the same time I started playing football at a young age. I feel like basketball teaches you a lot of movements with your body that otherwise you probably wouldn't get, just playing football. Just being able to play basketball for a majority of my life allows me to move and jump, and you use some of those techniques, especially when you're going up for a ball, whether it's boxing out and understanding depth perception. Going up for a ball is almost like rebounding. It really helps, and I think that's why you think of a lot of good tight ends these days, they almost all have a basketball background, and it helps them with their footwork and attacking the ball."

## PERSONAL

Nicknamed Q. Is the son of Eddie and Vanessa Morris. Has two brothers, Evan and Antoine. Competed in football and basketball in high school. Hobbies include playing basketball, cards, board and video games. Majored in physical therapy.



# MITCH MORSE

## CENTER

# 60

6-6

305

7<sup>TH</sup> YEAR



APRIL 21, 1992 (AGE 29)



AUSTIN, TEXAS



ST. MICHAEL'S CATHOLIC



MISSOURI



FREE AGENT: 2019

## SHOUTOUTS

- Including seven appearances in the playoffs, has started 86-of-86 career games played.
- Started all 16 games during the 2019 regular season as he anchored an offensive line that feature four new starters from the prior season under the direction of Coach Bobby Johnson.
- Started all 16 games at center for the Chiefs during the 2016 campaign.
- Named to the 2015 Pro Football Writers Association All-Rookie Team, after starting 15 games at center.
- Helped lead Mizzou to a 24-5 record and back-to-back SEC East Championships in his last two seasons, serving as a captain in 2014.
- Started his final 38 games with Missouri at right tackle.
- College honors while at Missouri include 2014 Second-Team All-SEC, 2012/2013 SEC Academic Honor Roll and 2011 Academic All-Big 12 first team.
- Was a finalist for the 2014 Senior CLASS Award.



## FIRST-AND-10

**MITCH MORSE** entered the NFL in 2015 as a second round pick (49th overall) of the Kansas City Chiefs out of Missouri. Morse spent the first four seasons of his career in Kansas City before joining the Bills in 2019.

## IF YOU HAVEN'T 'HERD'

### A HARSH REALITY

A four-year-old Morse was forced into a harsh reality breaking him from what he called "a life of rainbows and pizza." On April 1, 1996, Morse's brother, Robbie, suffered a debilitating brain injury after being violently shaken by a babysitter. "There's no words to describe all the symptoms," Morse told the Kansas City Star.

Despite the life-altering tragedy, Morse feels that he wouldn't be the same person today without having gone through the experience. "I have soft spots. I don't think I would be quite the person I am today ... without that tragedy happening to my brother. People say it's a cross to bear, but he hasn't been a burden at all. He's been a blessing," Morse said.

Morse's father, Kevin, summed up the circumstances nearly perfectly when reflecting on how Mitch went from always being there for his brother to playing offensive line. "Isn't that the aesthetic of an offensive lineman? Isn't that the ethos of kind of what you look for when you want to have somebody doing the thankless job?" said Kevin Morse.

## PERSONAL

The son of Kevin & Catherine Morse. Has a younger brother Robbie. Married to the former Caitlin Wilson and they have a daughter named Kennedy.

## GAMES PLAYED/STARTED

2015 (KC, 15/15), 2016 (KC, 16/16), 2017 (KC, 7/7), 2018 (KC, 11/11), 2019 (BUF, 16/16), 2020 (BUF, 14/14) ... Totals (79/79). Playoffs: 2016 (KC, 1/1), 2018 (KC, 2/2), 2019 (BUF, 1/1), 2020 (BUF, 3/3) ... Totals (7/7).



## IF YOU HAVEN'T 'HERD'

**FeedMore**  
wny



### GIVING BACK

When faced head on with the COVID-19 crisis, Morse and his wife, Caitlin, racked their brains to see how they could help.

They decided to donate \$100,000 to FeedMore WNY, formerly Meals on Wheels and the Food Bank.

"We couldn't give our services," Morse said to the Buffalo News. "We couldn't go out and help in the community hands-on. So we decided that the best plan of action was to set aside a little bit of money to send to FeedMore."

## THE STAMPEDE

### FAVORITE CEREAL:

Reese's Puffs

### PROUDEST ACHIEVEMENT:

Getting married

### FAVORITE MUSIC ARTIST:

Willie Nelson

### SKILL HE WANTS TO LEARN:

Play the guitar

### FAVORITE VACATION SPOT:

His couch

### FIRST JOB:

Worked on a farm



### PREP WORK

The center position is often viewed as the leader of the offensive line and Mitch tries to fill that role. He learned from Mitchell Schwartz in Kansas City about how important the little things are and he has tried to pass that along to his new teammates.

"I just like to do my job, man," Morse said in his introductory press conference. "I like to help the quarterback as much as I can, help get the offense going the right way and not be a detriment to the team. That's just playing hard. It starts with your preparation, and I pride myself every week on my preparation."

### FAVORITE BOOK:

Lord of the Rings

### SUPERPOWER HE WOULD LIKE TO HAVE:

The ability to eat cake and not get fat

### PET PEEVE:


People who take themselves too seriously

### TOP OF HIS BUCKET LIST:

Visit the Australia Zoo to see where Steve Irwin worked

### FAVORITE APP:

Grubhub





# ZACK MOSS

## RUNNING BACK

# 20

5-9

205

2<sup>ND</sup> YEAR



DECEMBER 15, 1997 (AGE 23)



HALLANDALE BEACH, FL



HALLANDALE HS



UTAH



DRAFT: 2020 (3RD RD)

### SHOUTOUTS

- Moss rushed for 21 yards on seven carries, and totaled four receptions for 26 yards in his first career playoff game vs. Ind. (1/9/21).
- He rushed for 57 yards on 12 attempts and one touchdown. It marked the fourth rushing touchdown of the season for Moss.
- Tied his career-high with 81 rushing yards on 13 attempts at Den. (12/20/20).
- He rushed for 59 yards on nine attempts vs. LAC (11/29/20). He also tallied a 31-yard rush which marks his career-long.
- Rushed for a career-high 81 yards on 14 attempts and two touchdowns vs. NE (11/1/20). He is the first Bills rookie RB with two rushing touchdowns in a game since Karlos Williams (11/8/15).
- Broke six Utah records in 2019: career carries, 712; career rushing yards, 4,067; career 100-yard rushing games, 18; career rushing touchdowns, 38; career all-purpose plays, 778; career total touchdowns, 41.



### FIRST-AND-10

**ZACK MOSS** was drafted by the Bills in the third round (86th overall) of the 2020 draft. He is the first player in Utah history with three 1,000-yard seasons (1,416 in 2019, 1,096 in 2018 and 1,173 in 2017). He was also named 2018 Second-Team All-Pac-12.

### IF YOU HAVEN'T 'HERD'

#### DEGREE COMES FIRST

Most people jump at the opportunity to get drafted in the NFL, especially when they are publicly known to be a second round pick. However, Moss had bigger aspirations he wanted tackle before making the next jump in his football career.

According to Heavy.com, "the reason he didn't forgo his senior year at Utah to join the NFL Draft, in which he was already guaranteed to be a second round pick, he wanted to earn his bachelor's degree, win the PAC-12 Championship, and play in the College Football Playoffs.

"If we didn't have the team that we're going to have this upcoming season, I probably would have taken a different route," Moss said. "But all of those things lining up, I just felt like I could do without the money right now.

I didn't want to have any regrets at the end of the day about not finishing up here and leaving things on the table. When I came here, my goal was to be the best running back of all time and be one of the best players to ever walk through this university," he continued. "Having the opportunity to do that, it's something I couldn't pass up on."

### PERSONAL

The son of Cassandra and Anthony Moss. He has two brothers and two sisters. He is cousins with former NFL brothers, Santana and Sinorice Moss.



# ZACK MOSS RUNNING BACK

# 20

## IF YOU HAVEN'T 'HERD'



### THE MOSS MODE SHOW

Now in his second season in the NFL, Moss has looked to grow his influence both off the field and on the field.

In his newest venture, Moss is launching his own podcast, "The Moss Mode Show."

Moss will talk about a wide array of topics including sports, culture, latest events and more with athletes and artists as he takes fans inside his world.



### GIVING BACK TO UTAH

The COVID-19 pandemic brought a lot of inequalities to light and one that really stood out to Moss was the food insecurity that people dealt with back in Utah, where he attended college.

With that in mind, Moss became involved with the Utah Food Bank and helped raise money to support their mission of making sure nobody in Utah goes hungry. In addition to donating himself, Moss took to social media to encourage donations and raffled off a pair of autographed cleats.

## THE STAMPEDE

#### FAVORITE ATHLETE:

Kobe Bryant

#### BIGGEST PET PEEVE:

Anyone who brings negativity

#### PREGAME CEREAL:

Apple Jacks

#### FAVORITE MOVIE:


The Dark Knight

#### UNIQUE HOBBY:

Plays tennis

#### BEST ADVICE RECEIVED:

Dare to be great



#### FIRST SPORTS JERSEY:

Dwyane Wade

#### LATE NIGHT SNACK:

Gummy bears

#### FAVORITE TV SHOW:

Martin

#### DREAM SUPERPOWER:

Teleportation

#### FAVORITE MEAL:

Spaghetti and Steak

#### IF HE COULD GO PRO IN ANOTHER SPORT:

Baseball





# ZACK MOSS RUNNING BACK

# 20

## ZACK MOSS' NFL REGULAR SEASON RUSHING/RECEIVING STATISTICS

				RUSHING					RECEIVING				
DATE	TEAM	GP	GS	NO.	YDS.	AVG.	LG	TD	NO.	YDS.	AVG.	LG	TD
2020	Bills	13	0	112	481	4.3	31	4	14	95	6.8	20	1
TOTALS		13	0	112	481	4.3	31	4	14	95	6.8	20	1

## ZACK MOSS' NFL POSTSEASON RUSHING/RECEIVING STATISTICS

				RUSHING					RECEIVING				
DATE	TEAM	GP	GS	NO.	YDS.	AVG.	LG	TD	NO.	YDS.	AVG.	LG	TD
2020	Bills	1	1	7	21	3.0	8	0	4	26	6.5	10	0
TOTALS		1	1	7	21	3.0	8	0	4	26	6.5	10	0

## SINGLE-GAME HIGHS: RUSHING/RECEIVING

**Rush Attempts** 14 vs. New England Patriots, Nov 01, 2020  
**Rushing Yards** 81 at Denver Broncos, Dec 19, 2020  
**Longest Runs** 31 vs. Los Angeles Chargers, Nov 29, 2020  
**Rushing TDs** 2 vs. New England Patriots, Nov 01, 2020  
**Receptions** 3 at New York Jets, Oct 25, 2020

**Receiving Yards** 30 vs. Seattle Seahawks, Nov 08, 2020  
**Longest Receptions** 20 vs. Seattle Seahawks, Nov 08, 2020  
**Receiving TDs** 1 vs. New York Jets, Sep 13, 2020  
**All-Purpose Yards** 81 at Denver Broncos, Dec 19, 2020  
**Most TDs** 2 vs. New England Patriots, Nov 01, 2020



# SIRAN NEAL

## SAFETY

# 33

**6-0** **206** **4TH YEAR**



**AUGUST 4, 1994 (AGE 27)**



**EUFAULA, AL**



**EUFAULA HS**



**JACKSONVILLE STATE**



**DRAFT: 2018 (5TH RD)**

## SHOUTOUTS

- Totaled three tackles and a pass defended vs. Mia. (1/3/21).
- Recorded his first NFL reception when he caught a 13-yard pass from a fake punt at NE (12/28/20).
- Neal recorded his second career sack in the 2019 AFC Wild Card game vs. Hou (1/4/20).
- In 2019, Neal recorded 14 total special teams tackles which tied for 14th in the NFL.
- Recorded his second career special teams forced fumble vs. Phi. (10/27/19).
- Neal totaled a career-high seven tackles vs. NYJ (9/8/19).
- Recorded his first NFL sack when he got to Packers QB Aaron Rodgers (9/30/18).
- Is only the 13th player from Jacksonville State to ever be drafted and is the first since 2013 when the Houston Texans selected WR Alan Bonner in the sixth round.
- Named First-Team All-Ohio Valley Conference honors in 2016 after totaling 80 tackles and four PBU's.



## FIRST-AND-10

**SIRAN NEAL** arrived in Buffalo after spending four seasons at Jacksonville State (2013-17). A back-to-back First-Team All-Ohio Valley selection in 2016-17, Neal was the 154th selection of the fifth round by the Bills in 2018.

## IF YOU HAVEN'T 'HERD'

### CHANGE FOR THE BETTER

Back during his high school playing days with the Eufaula High Yellow Jackets, Neal was an All-State wide receiver in both 2012 and 2011, when he totaled 76 receptions and 21 touchdowns.

Upon arriving at Jacksonville State, the Gamecock coaches switched Neal over to the defensive side of the ball and put him at linebacker. The switch paid off when in 2016 he made 80 tackles, 11.5 for loss, an interception and four pass break-ups to become an All-Conference selection.

Despite how well he performed at the linebacker position, Gamecock coaches again asked him to switch positions in 2017 and moved him back to the safety position.

Adept at finding ways to help the team win, Neal embraced the change telling the Gadsden Times, "I love it. It's something different for me, but I'll get the job done. They put me out there so I have to perform my task."

## PERSONAL

The son of Glenn Neal and Rhonda Walker, Siran has six brothers and one sister. He also has twin daughters, Londyn and Lauryn Neal. He earned his degree in criminal justice and he is currently working towards earning his Masters.



# SIRAN NEAL SAFETY

# 33

## THE STAMPEDE

### FAVORITE ATHLETE:

LeBron James

### FIRST JERSEY:

Penny Hardaway

### FAVORITE OLYMPIC SPORT:

Track and Field

### FIRST JOB:

Cutting grass

### DREAM SPORTING EVENT TO ATTEND:

NBA Finals

### PREGAME RITUAL:

Pray and look at daughter's pictures



### NICKNAME:

Bam Bam

### FAVORITE FOOD:

Soul food

### FAVORITE MOVIE:

The Wood

### COLLECT ANYTHING:


Sneakers

### FAVORITE BOOK:

Mamba Mentality

### FAVORITE TV SHOW:

Power



## SIRAN NEAL'S NFL REGULAR SEASON DEFENSIVE STATISTICS

				TACKLES								INTERCEPTIONS					FUMBLES			ST				
DATE	TEAM	GP	GS	TK	S	A	TFL	YDS	SK	YDS	QBH	NO	YDS	LG	TD	PD	FF	FR	YDS	TK	S	A	FF	FR
2018	Bills	16	0	3	2	1	2	13	1.0	10.0	1	0	0	0	0	0	0	0	0	8	8	0	1	1
2019	Bills	15	1	27	20	7	2	5	0.0	0.0	0	0	0	0	0	0	0	0	0	9	8	1	1	0
2020	Bills	16	0	7	4	3	0	0	0.0	0.0	1	0	0	0	0	1	0	0	0	6	5	1	0	0
TOTALS		47	1	37	26	11	4	18	1.0	10.0	2	0	0	0	0	1	0	0	0	23	21	2	2	1

## SIRAN NEAL'S NFL POSTSEASON DEFENSIVE STATISTICS

				TACKLES								INTERCEPTIONS					FUMBLES			ST				
DATE	TEAM	GP	GS	TK	S	A	TFL	YDS	SK	YDS	QBH	NO	YDS	LG	TD	PD	FF	FR	YDS	TK	S	A	FF	FR
2019	Bills	1	0	3	2	1	1	9	1.0	9.0	1	0	0	0	0	1	0	0	0	1	1	0	0	0
2020	Bills	3	0	0	0	0	0	0	0.0	0.0	0	0	0	0	0	0	0	0	0	1	1	0	0	0
TOTALS		4	0	3	2	1	1	9	1.0	9.0	1	0	0	0	0	1	0	0	0	2	2	0	0	0

## SINGLE-GAME HIGHS: DEFENSIVE

### Total Tackles

7 at New York Jets, Sep 08, 2019

### Sacks

1.0 at Green Bay Packers, Sep 30, 2018

### Passes Defensed

1 vs. Miami Dolphins, Jan 03, 2021

### Tackles For Loss

1 vs. Cincinnati Bengals, Sep 22, 2019

### Special Teams Tackles

3 at New York Giants, Sep 15, 2019

### Special Teams Forced Fumbles

1 vs. Philadelphia Eagles, Oct 27, 2019

### Special Teams Fumble Recoveries

1 at Houston Texans, Oct 14, 2018



# EFE OBADA

## DEFENSIVE END

# 93

6-6

265

4<sup>TH</sup> YEAR



APRIL 13, 1992 (AGE 29)



LONDON, ENGLAND



LONDON WARRIORS



IPP PROGRAM



FA: 2021

## SHOUTOUTS

- Has played in 42 career games with one start during his time in the NFL. Has totaled 50 tackles, 8 tackles for a loss, 7.5 sacks, 26 QB hits, 3 passes defended, 2 fumble recoveries, a forced fumble and an interception.
- Became the first player from the NFL International Player Pathway Program to make the 53-man roster of a team in 2018.
- In his first career game, Obada recorded a sack and an interception of Bengals QB Andy Dalton and was named NFC Defensive Player of the Week after the Panthers defeated the Bengals 31-21 (9/23/2018).
- Played in 16 games with one start during the 2020 season and recorded 18 tackles and 5.5 sacks to go along with 15 QB hits. Also had two fumble recoveries and one forced fumble.
- Recovered a fumble by Chargers WR Keenan Allen on the last play of the game to seal a 21-16 victory at LAC (9/27/2020).
- Played in 16 games in 2019 and totaled a career-high 24 tackles and two tackles for a loss.



## FIRST-AND-10

**EFE OBADA** (pronounced EF-ay OH-bah-dah) joined the Bills in 2021 after spending the past four seasons with the Carolina Panthers. Prior to joining the Panthers as part of the International Player Pathway Program in 2017, he spent time with the Dallas Cowboys, Kansas City Chiefs and Atlanta Falcons.

## IF YOU HAVEN'T 'HERD'

### SERVING AS HOPE

Obada's story of coming from Nigeria to the Netherlands to living in foster care in London to a shot at the NFL is incredible and has been told countless times in the media. While it's not all he wants to be known for, he is happy to serve as an inspiration to anyone who has struggled.

"I'm aware that there's a lot of people that are in my position and a lot of people that come from where I come from," Obada said to the Charlotte Observer. "I have the platform — and I'm fortunate to have the platform — to tell that story. It's a very common story. It's a very common upbringing. And a lot of people don't have the chances to do that. So if by me chasing my dreams and being a part of this and working hard subconsciously motivates them to let them know that it's possible, then that's what I can do."

One player that Obada has motivated is Bills RB Christian Wade, a fellow member of the NFL International Player Pathway Program.

## PERSONAL

Born in Nigeria, moved to the Netherlands at age 8 and then to London at age 10. Spent time in foster care in London. Worked as a part-time security guard at Grace Foods while playing football for the London Warriors.



## IF YOU HAVEN'T 'HERD'



### INSTANT IMPACT

In his first career NFL game, Obada recorded a sack and an interception and was named the NFC Defensive Player of the week for his efforts. It was the culmination of a lifetime of work.

"I've been working my ass off, and I've been praying and I've been hoping that I do get an opportunity," Obada said to Panthers.com after the game. "When my name did get called, I just knew I had to make the most of it. I buried my head all week in my film studies, and then with some of the things I saw, it was instinctual. I knew what was coming."

### BIGKID AMBASSADOR

When Obada isn't working on his football skills, he tries to give back and help out in his south London community. Obada does a lot of work with the BigKid Foundation, which seeks to equip young people at risk of social exclusion and youth violence to take control of their lives, find, develop and act on their own potential.

"I grew up around that," Obada said to the BBC. "I grew up in south London and I know how easy it is to get pulled into certain things. I just want to help them."

## THE STAMPEDE

### FAVORITE ATHLETE:

Thierry Henry

### BIGGEST OBSTACLE:

Overcoming self-doubt

### DREAM VACATION SPOT:

Japan or China

### FAVORITE FOOD:

His wife's cooking or Nando's

### FAVORITE MUSICAL ARTIST:

Meek Mill

### SKILL HE WANTS TO LEARN:

Playing the piano or guitar



### FAVORITE TV SHOW:

The Office

### FAVORITE MOVIE:

Get Rich or Die Trying and Antwone Fisher

### FAVORITE HOBBIES:

Anime and drawing

### PREGAME RITUAL:

Talk to his wife on the phone and take a lap around the field.

### FIRST JOB:

Cleaning out hoarder's houses





## EFE OBADA'S NFL REGULAR SEASON DEFENSIVE STATISTICS

		TACKLES											INTERCEPTIONS					FUMBLES			ST				MISC	
DATE	TEAM	GP	GS	TK	S	A	TFL	YDS	SK	YDS	QBH	NO	YDS	LG	TD	PD	FF	FR	YDS	TK	S	A	FF	FR	S	A
2016	Chiefs	0	0	0	0	0	0	0	0.0	0.0	0	0	0	0	0	0	0	0	0	0	0	0	0	0	0	0
2017	Panthers	0	0	0	0	0	0	0	0.0	0.0	0	0	0	0	0	0	0	0	0	0	0	0	0	0	0	0
2018	Panthers	10	0	8	6	2	2	18	2.0	18.0	7	1	0	0	0	2	0	0	0	0	0	0	0	0	0	0
2019	Panthers	16	0	24	14	10	2	9	0.0	0.0	4	0	0	0	0	1	0	0	0	0	0	0	0	0	0	0
2020	Panthers	16	1	18	10	8	4	29	5.5	35.0	15	0	0	0	0	0	1	2	54	0	0	0	0	0	0	0
TOTALS		42	1	50	30	20	8	56	7.5	53.0	26	1	0	0	0	3	1	2	54	0	0	0	0	0	0	0

## EFE OBADA'S NFL POSTSEASON DEFENSIVE STATISTICS

		TACKLES											INTERCEPTIONS					FUMBLES			ST				MISC	
DATE	TEAM	GP	GS	TK	S	A	TFL	YDS	SK	YDS	QBH	NO	YDS	LG	TD	PD	FF	FR	YDS	TK	S	A	FF	FR	S	A
2017	Panthers	0	0	0	0	0	0	0	0.0	0.0	0	0	0	0	0	0	0	0	0	0	0	0	0	0	0	0
TOTALS		0	0	0	0	0	0	0	0.0	0.0	0	0	0	0	0	0	0	0	0	0	0	0	0	0	0	0

## SINGLE-GAME HIGHS: DEFENSIVE

**Total Tackles** 4 vs. New Orleans Saints, Dec 29, 2019  
**Sacks** 1.5 vs. Detroit Lions, Nov 22, 2020  
**Passes Defensed** 1 vs. Jacksonville Jaguars, Oct 06, 2019  
**Forced Fumbles** 1 vs. New Orleans Saints, Jan 03, 2021

**Fumble Recoveries** 1 vs. Denver Broncos, Dec 13, 2020  
**Tackles For Loss** 1 at Green Bay Packers, Dec 19, 2020  
**Interceptions** 1 vs. Cincinnati Bengals, Sep 23, 2018



# ED OLIVER

## DEFENSIVE TACKLE

# 91

6-1

287

3<sup>RD</sup> YEAR



DECEMBER 12, 1997 (AGE 23)



HOUSTON, TX



WESTFIELD HS



HOUSTON



DRAFT: 2019 (1ST RD)

## SHOUTOUTS

- Finished the 2020 regular season with 34 tackles, three sacks and six tackles for a loss.
- Recorded three tackles, a tackle for a loss and a sack of Broncos QB Drew Lock against Den. (12/19/2020).
- Made a big impact in the win against LAC (11/29/2020), recording three tackles, one sack and a forced fumble against rookie Chargers QB Justin Herbert.
- Picked up three tackles and two tackles for a loss at LV (10/4/2020), including blowing up a 4th and 1 play in the fourth quarter.
- Totaled four tackles, a sack of Ryan Fitzpatrick and two quarterback hits at Mia. (9/20/2020).
- Piled up 43 tackles, five tackles for a loss and five sacks in 2019.
- Had a breakout game against Dal. (11/28/2019), recording four tackles, two sacks and one forced fumble.
- Oliver finished his three-year career at Houston with 193 tackles, 54 for a loss, 13.5 sacks, and six forced fumbles.
- Became the first Houston player ever to earn All-American distinction three times and was awarded the 2017 Outland Trophy.



## FIRST-AND-10

**ED OLIVER** is in his third season in Buffalo after being drafted by the team in the first round (9th overall) out of Houston in 2019. A three-time All-America selection, Oliver played in 33 games during his three-year tenure with the Cougars.

## IF YOU HAVEN'T 'HERD'

### COATS 4 KIDS

Oliver wanted to immediately make an impact in the Buffalo community after joining the Bills as the 9th overall pick in the 2019 NFL Draft and he found a way to do that in partnership with Colvin Cleaners.

Oliver participated in the Coats 4 Kids campaign, meeting fans who donated coats, boots, hats and gloves during a collection event outside of the Bills stadium. It's a cause that is especially important given the climate in Western New York and one that immediately stuck out to Ed as an important way to give back to his new community.

"Buffalo's a place I'd heard has unbearable winters and I'd hate for a kid to have to walk outside in a blizzard or whatever kind of crazy weather we get up here," Oliver told WIVB TV during the coat drive.

The 2019 edition of the campaign was able to receive and distribute over 10,000 coats to people in need.

"It just epitomizes the Bills Mafia and what the Bills Football Program is all about. It's all about family, it's all about one another, making sure one another's straight," Oliver said.

## PERSONAL

Son of Dana and Ed Oliver Sr. Has an older brother, Marcus, who also played for Houston. Majored in health while at Houston.



**IF YOU HAVEN'T 'HERD'**



**BROTHERLY LOVE**

Most recruiting experts were surprised when Ed decided to stay close to home and play his college ball at Houston. One of the main reasons for going to Houston was so Ed could play with his brother, Marcus, who played on the offensive line for the Cougars and has served as a mentor and best friend for Ed.

"He's the reason I love football the way I do now," Ed said to the Athletic. "Without him, I don't know what I'd be doing. Every time I kind of veered off, he was always right there with me, going, 'Nah, this way.' I'd veer off again, 'Nah, this way.'"

**THE STAMPEDE**

**FAVORITE CEREAL:**

Cinnamon Toast Crunch

**PROUDEST ACHIEVEMENT:**

Being able to help his mom

**FAVORITE FOOD:**

Anything he can smother in gravy

**FIRST JOB:**

Working with family horses

**FAVORITE MOVIE:**

The Wood

**SKILL HE WANTS TO LEARN:**

Surfing



**THE HORSE WHISPERER**

Growing up, Oliver's passions extended beyond the football field. In fact, one of his hobbies is horseback riding. He has been around horses most of his life and says that being around them helped him immensely in learning to conquer his fears.

"I can tell you, I got over a lot of fear with horses, too," he said. "A couple times I thought I was going to die, and I realized: 'Hey, you've just got to go through it. You'll be all right.' Real life, I thought sometimes, 'Man, this horse could kill me.' I'm overcoming fear just getting back up on the horse and riding it."

**FAVORITE MUSIC ARTIST:**

Meek Mill

**FAVORITE ATHLETES:**

Michael Vick, Patrick Willis and Ndamukong Suh

**PET PEEVE:**

People that don't care about what they are doing

**FAVORITE SNACK:**

Potato Chips

**DREAM SPORTING EVENT TO ATTEND:**

Daytona 500





# ED OLIVER DEFENSIVE TACKLE

# 91

## ED OLIVER'S NFL REGULAR SEASON DEFENSIVE STATISTICS

				TACKLES								INTERCEPTIONS				FUMBLES			ST				MISC			
DATE	TEAM	GP	GS	TK	S	A	TFL	YDS	SK	YDS	QBH	NO	YDS	LG	TD	PD	FF	FR	YDS	TK	S	A	FF	FR	S	A
2019	Bills	16	7	43	24	19	5	33	5.0	39.0	8	0	0	0	0	2	1	0	0	0	0	0	0	0	0	0
2020	Bills	16	16	33	23	10	6	21	3.0	17.0	6	0	0	0	0	3	1	0	0	0	0	0	0	0	0	0
TOTALS		32	23	76	47	29	11	54	8.0	56.0	14	0	0	0	0	5	2	0	0	0	0	0	0	0	0	0

## ED OLIVER'S NFL POSTSEASON DEFENSIVE STATISTICS

				TACKLES								INTERCEPTIONS					FUMBLES			ST					MISC	
DATE	TEAM	GP	GS	TK	S	A	TFL	YDS	SK	YDS	QBH	NO	YDS	LG	TD	PD	FF	FR	YDS	TK	S	A	FF	FR	S	A
2019	Bills	1	0	4	0	4	0	0	0.0	0.0	0	0	0	0	0	0	0	0	0	0	0	0	0	0	0	0
2020	Bills	3	3	8	5	3	1	0	0.0	0.0	0	0	0	0	0	0	0	0	0	0	0	0	0	0	0	0
TOTALS		4	3	12	5	7	1	0	0	0.0	0.0	0	0	0	0	0	0	0	0	0	0	0	0	0	0	0

## SINGLE-GAME HIGHS: DEFENSIVE

**Total Tackles** 6 at Tennessee Titans, Oct 06, 2019  
**Sacks** 2.0 at Dallas Cowboys, Nov 28, 2019  
**Passes Defensed** 1 at Denver Broncos, Dec 19, 2020

**Forced Fumbles** 1 vs. Los Angeles Chargers, Nov 29, 2020  
**Tackles For Loss** 2 at Las Vegas Raiders, Oct 04, 2020



# HARRISON PHILLIPS

## DEFENSIVE TACKLE

# 99

6-3

307

4<sup>TH</sup> YEAR



JANUARY 25, 1996 (AGE 25)



OMAHA, NE



MILLARD WEST HS



STANFORD



DRAFT: 2018 (3RD RD)

### SHOUTOUTS

- Nominated by his teammates for the Walter Payton Man of the Year Award in 2020.
- One of five finalists for the NFLPA Alan Page Community Award in 2020.
- Named NFLPA Community MVP on 10/16/20 for his drive-in movie event for children with special needs.
- Hauled in a fumble recovery vs. Mia. (1/3/21).
- Batted down two Eli Manning passes and posted a half-sack at NYG (9/15/19).
- Finished his rookie season in 2018 with 35 tackles and a fumble recovery.
- Posted a career-high 6 tackles at NE (12/23/18).
- Had a fumble recovery at Hou. (10/14/18).
- Recorded four tackles, including two for a loss, in his NFL debut at Bal. (9/9/18).
- Named to the FWAA All-America 2nd team and the AP All-America 3rd team in 2017. Also earned first-team All-Pac-12 honors with 103 tackles, 17 for a loss and 7.5 sacks. He was the only D-lineman in the FBS with 100+ tackles.



### FIRST-AND-10

**HARRISON PHILLIPS** is in 4th season in Buffalo after being selected in the 3rd round in 2018 (96th overall) from Nebraska. A former high school state champion wrestler, Phillips is a valuable member of the Bills defensive line rotation.

### IF YOU HAVEN'T 'HERD'

#### "PAYING IT FORWARD"

In 2020, Phillips was named the Bills Walter Payton Man of the Year for his extensive work in the community.

Through his nonprofit organization, the Playmakers Organization, Phillips helps children with intellectual disabilities. His goal is to foster self-esteem in their young lives and employ a pay-it-forward mentality with volunteerism in the community and other acts of kindness.

"I have always been a firm believer in paying it forward," Phillips said. "I was blessed with a fantastic village of people who poured into me as I grew up and helped me get to where I am today. I am passionate about playing a positive role in being a part of others' villages - to help better their lives and in turn, making our communities a greater place to live."

### PERSONAL

Son of Paul and Tammie Phillips. His sister, Delanie, played soccer at Nebraska-Kearney. Earned degree with a double major in sociology and science, technology and society and a minor in education. Besides football and wrestling, also competed in track and finished second in the state in the discus.



# HARRISON PHILLIPS

## DEFENSIVE TACKLE

# 99

### IF YOU HAVEN'T 'HERD'



### "IT WASN'T FAIR"

A staple at many community relations events for Bills and a tireless contributor to his Playmakers foundation, Phillips also has a close relationship with Bornhava, a special education school in Buffalo, and Oishei Children's Hospital of Buffalo. Phillips' motivation to help others is simple. "Growing up playing sports, I became close with a lot of inner city kids. Those kids had the same shoes on with holes in them all the time. It wasn't fair."



### WHEN HARRY MET PANCHO

Phillips held a special bond with late Bills super fan Ezra Castro, better known as Pancho Billa. Castro, who passed away from cancer on May 14, 2019, was called on stage at the 2018 NFL Draft in Dallas by former Bills Andre Reed and Fred Jackson to announce the selection of the 96th pick, which turned out to be Phillips. The two remained in touch as often as they could during Castro's bout with cancer. Phillips remains in contact with Castro's family and even sends his children Christmas gifts. "It's just really, really impressive what Ezra's power was in this city and to this organization," reflected Phillips.

### THE STAMPEDE

#### UNIQUE TALENT:

Solving the Rubik's cube

#### A SKILL YOU WOULD LIKE TO LEARN:

Sign language

#### FAVORITE ICE CREAM FLAVOR:

Cookie dough

#### FAVORITE TV SHOW:

The Office

#### FIRST JOB GROWING UP:

Construction worker

#### IF YOU COULD PLAY ANOTHER SPORT:


US Olympic wrestling team

#### DREAM VACATION SPOT:

Hawaii

#### FAVORITE MOVIE:

Friday Night Lights



### WRESTLING PEDIGREE

A three-time state champion as a wrestler in high school, Phillips worked his way up from wrestling at 189 pounds as a freshman to winning the Class A 285-pound state title as a senior. His experience as a wrestler has helped him in football as well. "Physically, it helps with my hips, hands, flexibility and violence," he said. "Mentally, it helps with my competitive edge. In football, there are any many players responsible on every play. In wrestling, you can't blame anyone but yourself. I take that same mentality in the weight room, the meeting room and on the field." Phillips has practiced with his high school's wrestling squad in Omaha over the years. "I like to work with the heavyweights and it served two purposes. First, I was able to get some good cardio in. But more importantly, I was able to give them pointers on moves that were successful for me."



# HARRISON PHILLIPS

## DEFENSIVE TACKLE

# 99

### HARRISON PHILLIPS' NFL REGULAR SEASON DEFENSIVE STATISTICS

				TACKLES								INTERCEPTIONS					FUMBLES			ST				
DATE	TEAM	GP	GS	TK	S	A	TFL	YDS	SK	YDS	QBH	NO	YDS	LG	TD	PD	FF	FR	YDS	TK	S	A	FF	FR
2018	Bills	16	0	35	20	15	4	14	0.0	0.0	2	0	0	0	0	0	0	1	0	0	0	0	0	0
2019	Bills	3	0	3	1	2	0	0	0.5	4.5	1	0	0	0	0	2	0	0	0	0	0	0	0	0
2020	Bills	12	4	18	11	7	0	0	0.0	0.0	4	0	0	0	0	0	0	1	0	0	0	0	0	0
TOTALS		31	4	56	32	24	4	14	0.5	4.5	7	0	0	0	0	2	0	2	0	0	0	0	0	0

### HARRISON PHILLIPS' NFL POSTSEASON DEFENSIVE STATISTICS

				TACKLES								INTERCEPTIONS					FUMBLES			ST				
DATE	TEAM	GP	GS	TK	S	A	TFL	YDS	SK	YDS	QBH	NO	YDS	LG	TD	PD	FF	FR	YDS	TK	S	A	FF	FR
2019	Bills	0	0	0	0	0	0	0	0.0	0.0	0	0	0	0	0	0	0	0	0	0	0	0	0	0
2020	Bills	3	0	9	4	5	0	0	0.0	0.0	1	0	0	0	0	0	0	0	0	0	0	0	0	0
TOTALS		3	0	9	4	5	0	0	0.0	0.0	1	0	0	0	0	0	0	0	0	0	0	0	0	0

## SINGLE-GAME HIGHS: DEFENSIVE

**Total Tackles** 6 at New England Patriots, Dec 23, 2018  
**Sacks** 0.5 at New York Giants, Sep 15, 2019  
**Passes Defensed** 2 at New York Giants, Sep 15, 2019

**Fumble Recoveries** 1 vs. Miami Dolphins, Jan 03, 2021  
**Tackles For Loss** 2 at Baltimore Ravens, Sep 09, 2018



# BRANDON POWELL

## WIDE RECEIVER

# 18

5-8

181

4<sup>TH</sup> YEAR



SEPTEMBER 12, 1995 (AGE 25)



DEERFIELD BEACH, FL



DEERFIELD BEACH HS



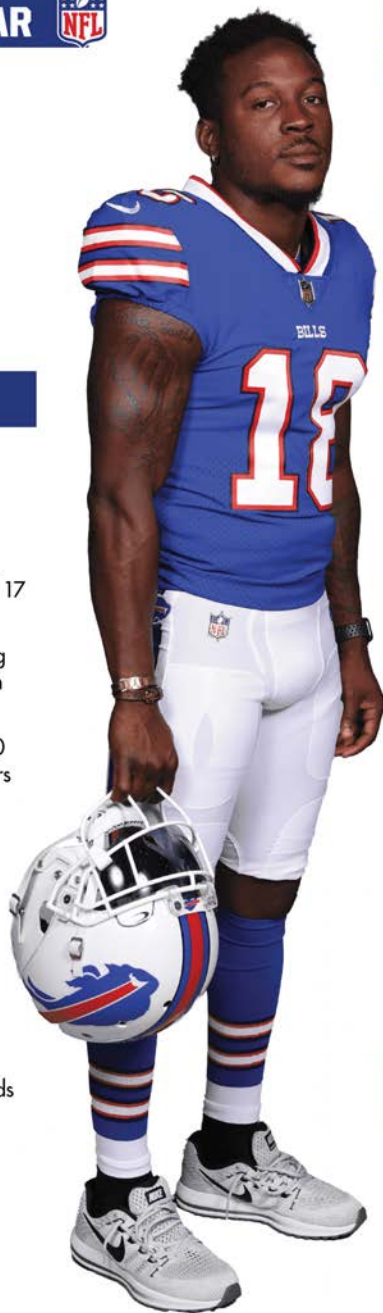
FLORIDA



FREE AGENT: 2021

## SHOUTOUTS

- Over 21 career games, totaled 23 receptions for 198 yards and two touchdowns.
- Served as the primary kick and punt returner for the Falcons in 2020, returning 17 punts for 153 yards and 17 kickoffs for 343 yards.
- Recorded a career-high 103 receiving yards on 6 receptions in the Lions win over Green Bay (12/30/18).
- Logged a single-game career-high 40 punt return yards against the Chargers (12/30/20).
- Had his first career touchdown on a 9-yard catch against the Broncos (11/8/20).
- Posted his second career touchdown when he caught a 4-yard pass vs. the Raiders (11/29/20).
- For the Lions in 2018, returned two punts for 8 yards.
- Had a career-high 129 receiving yards in 11 games for the Lions in 2018.
- Posted 69 receiving yards and 2 touchdowns on 12 receptions for the Falcons during the 2020 season.



## FIRST-AND-10

**BRANDON POWELL** joins the Bills after spending the past two seasons with the Atlanta Falcons (2019-20). Powell originally entered the NFL in 2018 as an undrafted free agent with the Detroit Lions.

## IF YOU HAVEN'T 'HERD'

### MAKING MY HOME PROUD

Ask Brandon Powell what motivates him and two of the first things he will mention is to make his grandma proud and to represent his hometown of Deerfield, FL.

"My grandma is my biggest support system. I'm just trying to make her proud," said Powell to Florida HS Football in 2013. "I'm just trying to put Deerfield back on the map."

Brandon's dad, Brian, said he never doubts that he'll be able to accomplish both of those things due to his aptitude for putting in the work. "He has always been a hard worker. He studies the game and knows the game. Plus, he always plays with a chip on his shoulder," said Brian Powell. Powell's teammates have also been quick to witness that work ethic. Mark Thompson, one of Powell's teammates at Florida, said, "BP is a warrior. One word I would use to describe him is grind, because he definitely grinds. I know he plays for his grandmother and his mom and his family. That says a lot about his character and a lot of things he went through this year. Obviously he persevered and I think perseverance is the key of life and he has that."

## PERSONAL

The son of Brian Powell and Natralia Johnson. Has seven brothers and four sisters. Nicknamed 'Rocket'. Graduated with a degree in anthropology.



# BRANDON POWELL

## WIDE RECEIVER

# 18

### THE STAMPEDE

**ANOTHER SPORT HE'D WANT TO PLAY:**

Baseball

**FAVORITE HOBBY:**

Fishing

**FAVORITE FOOD:**

Crab legs

**FAVORITE TV SHOW:**

Snowfall

**FAVORITE ICE CREAM:**

Cookies 'n' Cream

**DREAM VACATION SPOT:**

Maldives



### BUFFALO TRACKS

#### 2020 FALCONS KICK RETURNS

	Player	Returns	Yards
1.	Brandon Powell	17	343
2.	Chris Rowland	2	53
3.	Jaeden Graham	1	13

#### 22017 FLORIDA GATORS RECEIVING

	Player	Catches	Yards
1.	Brandon Powell	42	406
2.	Tyrie Cleveland	22	410
3.	Josh Hammond	18	246
4.	Kadarius Toney	15	152
5.	DeAndre Goolsby	13	105

### BRANDON POWELL'S NFL REGULAR SEASON RUSHING/RECEIVING STATISTICS

				RECEIVING					RUSHING				
DATE	TEAM	GP	GS	NO.	YDS.	AVG.	LG	TD	NO.	YDS.	AVG.	LG	TD
2018	Lions	6	1	11	129	11.7	41	0	1	4	4.0	4	0
2019	Falcons	0	0	0	0	0.0	0	0	0	0	0.0	0	0
2020	Falcons	15	1	12	69	5.8	13	2	2	7	3.5	4	0
TOTALS		21	2	23	198	8.6	41	2	3	11	3.7	4	0

### BRANDON POWELL'S NFL REGULAR SEASON RETURN STATISTICS

		KICKOFF RETURNS					PUNT RETURNS					
DATE	TEAM	RET.	YDS.	AVG.	LG	TD	NO.	FC	YDS.	AVG.	LG	TD
2018	Lions	2	43	21.5	27	0	2	3	8	4.0	5	0
2019	Falcons	0	0	0.0	0	0	0	0	0	0.0	0	0
2020	Falcons	17	343	20.2	29	0	17	22	152	8.9	24	0
TOTALS		19	386	20.3	29	0	19	25	160	8.4	24	0



# JORDAN POYER

## SAFETY

# 21

6-0

191

9<sup>TH</sup> YEAR



APRIL 25, 1991 (AGE 30)



ASTORIA, OR



ASTORIA HS



OREGON STATE



FA: 2017

### SHOUTOUTS

- Since joining the Bills in 2017, is the only NFL player to have 400+ tackles (415), 10+ INTs (13) and 5+ sacks (7). His 13 INTs tie for 11th in NFL in that time span.
- Joined S Jessie Bates and LB Joe Schobert as the only 3 players from 2019-20 to have 100+ tackles and 2+ INTs in consecutive seasons.
- Finished 2nd on the Bills with 118 tackles in 2020, while posting 2 sacks, 2 INTs, 2 forced fumbles and 5 passes defended. Was the only NFL player to reach all of those numbers in 2020.
- Intercepted Russell Wilson in the end zone vs. Sea. (11/8/20).
- Notched a career-high 13 tackles vs. LAR (9/27/20).
- Picked off Devlin Hodges in the end zone late in the 4th quarter to help seal a win and a playoff berth at Pit. (12/15/19).
- Intercepted Tom Brady at NE (12/24/17) and returned it 19 yards for his only NFL touchdown.
- Posted a sack and an INT in his first game as a Bill vs. NYJ (9/10/17).



### FIRST-AND-10

**JORDAN POYER** has been one of the most productive safeties in the NFL since joining the Bills as an unrestricted free agent in 2017. Poyer, a former cornerback, joined the NFL as a 7th round draft choice of Philadelphia in 2013 but was released and claimed off waivers by Cleveland early that season. He played in 45 games with the Browns from 2013-16. He signed a 2-year contract extension with Buffalo in 2020.

### IF YOU HAVEN'T 'HERD'

#### SCHOLASTIC SUPERSTAR

A high school sports legend, Poyer led Astoria to state titles in both football and baseball. On the gridiron, he was named the 4A Offensive and Defensive Player of the Year as a senior, starring at quarterback and safety. In basketball, he was named the 2009 Cowapa League Player of the Year. He also was a star pitcher in baseball.

In fact, if it wasn't for his love of football, Poyer believes he could be playing baseball in the MLB today. Drafted in the 42nd round of the by the Marlins in 2009 following a stellar high school career, Poyer instead chose to attend Oregon State and play football and baseball. He eventually just focused on football.

"At the time, I just felt like I needed to be with my football teammates in the spring," Poyer reflected. "It was tough. My grades were slipping. It was definitely one of the hardest decisions I've ever had to make."

### PERSONAL

He and his wife, Rachel, have a daughter, Aliyah. They have three English bulldogs named Taz, Luna and Savage. Is the son of Julie and Fa'alaeo Poyer, who both played sports at Eastern New Mexico (Julie played volleyball and Fa'alaeo was a tight end in football). Hobbies include fishing, golfing and jet skiing. Majored in education.



# JORDAN POYER SAFETY

# 21

## IF YOU HAVEN'T 'HERD'



### POYER'S PLEDGE TO HELP OTHERS

After revealing his addiction to alcohol in an emotional Instagram post on March 13, 2021 (his one-year anniversary of sobriety), Poyer pledged to help others who face a similar situation. He is particularly interested in helping those in the Western New York community and in his hometown in Astoria, Oregon. In the spring of 2021, he spoke to a group of children in conjunction with Kids Escaping Drugs Foundation based in West Seneca, NY. "For me, I just want to continue to inspire others to know that it's okay to ask for help and it's okay to talk about it ... I just want to normalize talking about it and asking for help," said Poyer.



### "A HUGE BLESSING IN DISGUISE"

Hospitalized with a lacerated kidney following a blind side block on a kickoff return at Tennessee in 2016, Poyer is able to reflect positively on that scary moment in his life. "Now that I look back, it was a huge blessing in disguise," Poyer told the Buffalo media after signing a contract extension in 2020. "I have some of my best friends on this team ... that play right there led me to being here and led me to everything that has come with being here." Poyer was selected by his Bills teammates as the Ed Block Courage Award winner in 2017.

## THE STAMPEDE

### FAVORITE PLAYER GROWING UP:

Ken Griffey, Jr.

### FIRST JOB:

Veterinarian assistant

### FAVORITE MUSICIAN:

Drake

### A SKILL YOU WOULD LIKE TO LEARN:

Play the guitar and piano

### FAVORITE MOVIE:

Remember the Titans

### SOMETHING YOU COLLECT:

Footballs intercepted

### FAVORITE VACATION SPOT:

Brazil



## BUFFALO TRACKS

### MOST TACKLES BY A DEFENSIVE BACK SINCE 2017

1.	Budda Baker	423
2.	<b>Jordan Poyer</b>	<b>414</b>
3.	Vonn Bell	365
4.	Kevin Byard	363

### MOST SACKS BY A DEFENSIVE BACK SINCE 2017

1.	Jamal Adams	21.5
2t.	Logan Ryan	9.5
2t.	Mike Hilton	9.5
4.	Desmond King	8.5
5t.	<b>Jordan Poyer</b>	<b>7.0</b>
5t.	Malcolm Jenkins	7.0
5t.	Vonn Bell	7.0

### MOST INTERCEPTIONS BY A SAFETY SINCE 2017

1.	Kevin Byard	18
2.	Harrison Smith	16
3t.	Tyrann Mathieu	14
3t.	Justin Simmons	14
3t.	Quandre Diggs	14
6t.	<b>Jordan Poyer</b>	<b>13</b>
6t.	Marcus Williams	13



## JORDAN POYER'S NFL REGULAR SEASON DEFENSIVE STATISTICS

DATE	TEAM	GP	GS	TACKLES								INTERCEPTIONS					FUMBLES			ST				
				TK	S	A	TFL	YDS	SK	YDS	QBH	NO	YDS	LG	TD	PD	FF	FR	YDS	TK	S	A	FF	FR
2013	Eagles	3	0	2	1	1	0	0	0.0	0.0	0	0	0	0	0	0	0	0	0	1	1	0	0	0
2013	Browns	9	0	13	13	0	0	0	0.0	0.0	0	0	0	0	0	0	0	0	0	5	5	0	0	0
2013	TOTAL	12	0	15	14	1	0	0	0.0	0.0	0	0	0	0	0	0	0	0	0	6	6	0	0	0
2014	Browns	16	0	9	5	4	0	0	0.0	0.0	0	0	0	0	0	0	0	0	0	12	10	2	1	0
2015	Browns	14	4	37	25	12	1	4	1.0	0.0	2	2	24	12	0	4	0	1	4	6	3	3	0	0
2016	Browns	6	6	36	27	9	1	6	0.0	0.0	0	0	0	0	0	2	0	0	0	3	2	1	0	0
2017	Bills	15	15	95	63	32	4	24	2.0	18.0	2	5	33	19	1	13	0	1	32	0	0	0	0	0
2018	Bills	16	16	97	71	26	9	27	2.0	15.0	3	4	11	11	0	6	1	1	0	3	2	1	0	0
2019	Bills	16	16	104	68	36	4	10	1.0	5.0	1	2	0	0	0	3	3	3	0	3	3	0	0	0
2020	Bills	16	16	118	85	33	4	18	2.0	14.0	4	2	14	14	0	5	2	0	0	6	6	0	0	0
TOTALS		111	73	511	358	153	23	89	8.0	52.0	12	15	82	19T	1	33	6	6	36	39	32	7	1	0

## JORDAN POYER'S NFL POSTSEASON DEFENSIVE STATISTICS

DATE	TEAM	GP	GS	TACKLES								INTERCEPTIONS					FUMBLES			ST				
				TK	S	A	TFL	YDS	SK	YDS	QBH	NO	YDS	LG	TD	PD	FF	FR	YDS	TK	S	A	FF	FR
2017	Bills	1	1	5	3	2	0	0	0.0	0.0	0	0	0	0	0	0	0	0	0	0	0	0	0	0
2019	Bills	1	1	6	1	5	0	0	0.0	0.0	0	0	0	0	0	0	0	0	0	0	0	0	0	0
2020	Bills	3	3	20	16	4	1	2	0.0	0.0	0	0	0	0	0	0	0	0	0	0	0	0	0	0
TOTALS		5	5	31	20	11	1	2	0.0	0.0	0	0	0	0	0	0	0	0	0	0	0	0	0	0

## SINGLE-GAME HIGHS: DEFENSIVE

**Total Tackles** 13 vs. Los Angeles Rams, Sep 27, 2020  
**Sacks** 1.0 at New York Jets, Oct 25, 2020  
**Passes Defensed** 3 at Carolina Panthers, Sep 17, 2017  
**Forced Fumbles** 1 vs. Pittsburgh Steelers, Dec 13, 2020

**Fumble Recoveries** 1 at Pittsburgh Steelers, Dec 15, 2019  
**Tackles For Loss** 2 vs. Miami Dolphins, Oct 20, 2019  
**Interceptions** 1 at Arizona Cardinals, Nov 15, 2020  
**Interception Return Yards** 19 at New England Patriots, Dec 24, 2017



# GREG ROUSSEAU

## DEFENSIVE END

# 50

**6-6** **266** **ROOKIE**



**APRIL 5, 2000 (AGE 21)**



**HIALEAH, FL**



**CHAMPAGNAT CATHOLIC**



**MIAMI, FL**



**DRAFT: 2021 (1<sup>ST</sup> ROUND)**

## SHOUTOUTS

- Led the ACC in sacks with 15.5 in 2019, his final season at the University of Miami. Also had 54 tackles, 19.5 for a loss, and 7 quarterback hurries.
- His sack total of 15.5 in 2019 ranked 2nd in the nation Ohio State's Chase Young (16.5).
- Earned All-ACC first team honors and 2nd-team All-America accolades by FWAA.
- Notched a career-high 4 sacks in win over Florida State (11/2/19).
- Finished with 3 sacks and 7 tackles at Pittsburgh (10/26/19), marking first three-sack game by Hurricane since 2011.
- Posted the first sack of his career in the 2019 season opener vs. Florida (8/24/19).
- Saw action in just two games as a true freshman in 2018 before suffering season-ending ankle injury. Had 5 tackles.
- Helped guide Champagnat Catholic to a 9-2 record and its second Class 2A state title in school history in 2017.
- As a senior, tallied 80 tackles and 10 sacks – including 9 tackles and 3 sacks in state championship game.



## FIRST-AND-10

**GREGORY ROUSSEAU** was selected by the Bills in the first round (30th overall) in 2021. Rousseau, who opted out of the 2020 NCAA season, led the ACC in sacks with 15.5 in 2019.

## IF YOU HAVEN'T 'HERD'

### UP FOR THE CHALLENGE

Longtime director at Champagnat School Isabel Alonso had high praise for Rousseau. And it was not about his football skills. "Greg's the first kid at our school who has ever graduated early," Alonso told The Athletic. "I gave him the biggest challenge I thought I could ever give a kid. There's not supposed to be enough time in the day to practice and train and do a full year's worth of school in one semester. But Greg didn't sleep."

"He spent every free moment he had making sure he got everything done. He went to class from 7 to 2, practiced from 3 to 7, then went home and did everything he had to do with his online classes — English, Pre-Calculus, Economics and Physics — on weekends and at night. Not only did he not miss a single practice the whole time, but he finished his last exam the day before he enrolled at the University of Miami."

## PERSONAL

Pronounced roo-SO. Parents names are Oskal and Anne, Haitian immigrants who left their homeland in the 1980's. His mother is a former neuro/ICU nurse who worked with COVID-19 patients and his father is a fire truck mechanic. Has two older brothers Ricky and Marvyn, and a younger brother, Jonathan. Marvyn played defensive back at Oklahoma Panhandle State. Began playing football at the age of 8. Started his high school career at Monarch HS in Coconut Creek before transferring to Champagnat Catholic.



# GREG ROUSSEAU

## DEFENSIVE END

# 50

### THE STAMPEDE

**NICKNAME:**

Groot

**FIRST JOB:**

Manning a bounce house at children's parties in the summer

**PREGAME RITUAL:**


Listen to music

**HOBBIES:**

Reading comic books

**FAVORITE CHILDHOOD  
PLAYER:**

Randy Moss

**FAVORITE FOOD:**

Wings

**FAVORITE MOVIE:**

Interstellar

**FAVORITE TV SHOW:**

Walking Dead

**BUCKET LIST ITEM:**


Leave the country

**FAVORITE ARTIST:**

NBA Young Thug

**FAVORITE ICE CREAM  
FLAVOR:**

Cake Batter





# EMMANUEL SANDERS

## WIDE RECEIVER

# 1

5-11

180

12<sup>TH</sup> YEAR



MARCH 17, 1987 (AGE 34)



BELLVILLE, TX



BELLVILLE HS



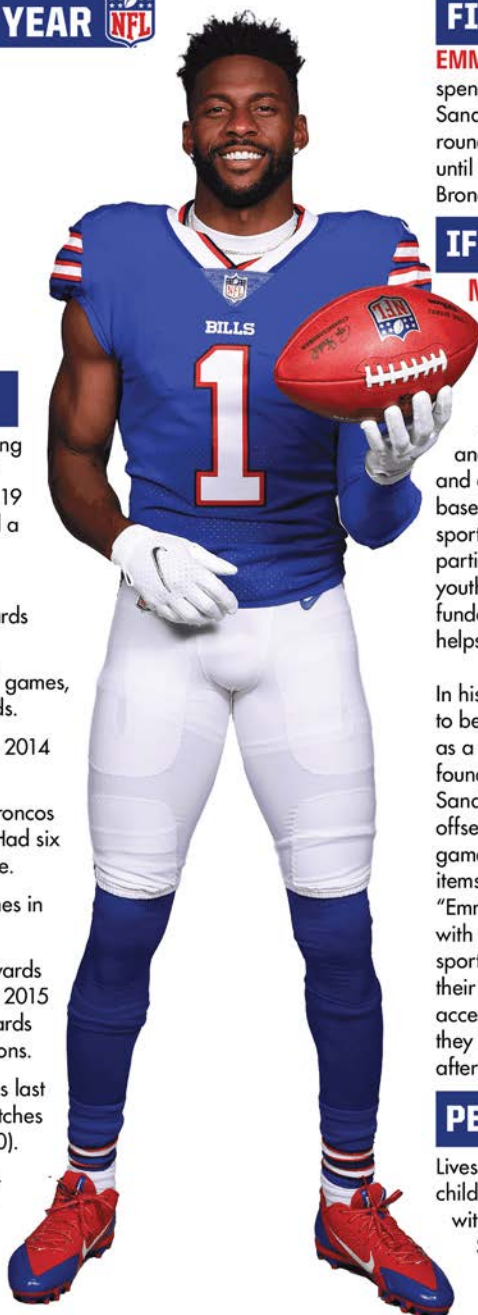
SMU



FREE AGENT: 2021

### SHOUTOUTS

- Has played in 158 games, starting 109. Has 662 catches for 8,619 yards and 47 touchdowns. Has 19 career rushes for 171 yards and a touchdown.
- Has returned 36 punts for 287 yards and 45 kicks for 1,083 yards in his career.
- Has played in 13 career playoff games, catching 49 passes for 570 yards.
- Earned Pro Bowl honors in both 2014 and 2016.
- Was a member of the Denver Broncos team that won Super Bowl 50. Had six catches for 83 yards in the game.
- Has 22 100-yard receiving games in his career.
- Set a career-high for receiving yards while playing for the Broncos in 2015 at Pit. (12/20/15). Tallied 181 yards and a touchdown on 10 receptions.
- Set his career-high for receptions last season when he snagged 12 catches for 122 yards vs. LAC (10/12/20).
- Finished his career as SMU's all-time leader in receptions (235), TD catches (34) and yards (3,791).



### FIRST-AND-10

**EMMANUEL SANDERS** joins the Bills after spending the 2020 season with the Saints. Sanders entered the NFL in 2010 as a third round pick of the Steelers, where he played until 2013. Sanders has also played for the Broncos (2014-19) and 49ers (2019).

### IF YOU HAVEN'T 'HERD'

#### MAKING SURE TO GIVE BACK

In 2017, Sanders founded the Emmanuel Sanders Foundation, a nonprofit whose mission is to provide children from financially disadvantaged families with resources and support to reach their full potential and attain a better life. The program is based around providing kids with new sports equipment so they are able to participate with their peers in amateur youth sports. Sanders' vision is to instill life fundamentals in the kids his foundation helps through the power of sports.

In his free time, Sanders considers himself to be quite the gamer. He used this hobby as a way to reach out to kids through his foundation, as he hosted the Emmanuel Sanders Arcade Adventure in the 2019 offseason. Sanders spent the night playing games with fans and auctioning off signed items to benefit "Emmanuel's Locker." "Emmanuel's Locker" provides Title I schools with a sports equipment locker filled with sporting equipment for students to use in their after-school sports who may not have access to some of the sporting equipment they need to participate and succeed in after-school sports programs.

### PERSONAL

Lives with his wife, Gaby, and their two children, Princeton and Zoie. Graduated with a degree in sociology from SMU.

Son of the late Stephanie Sanders and Joel Shalow, he has two younger sisters.



# EMMANUEL SANDERS

## WIDE RECEIVER

# 1

### IF YOU HAVEN'T 'HERD'



### BACK TOGETHER

The 2021 season in Buffalo won't be the first time that Emmanuel Sanders and Cole Beasley team up together.

The two played together at Southern Methodist University in 2008 and 2009, lighting up Conference USA as part of the Mustangs aerial attack.

Coming together again after all of these years in Buffalo led to Beasley posting a photo on Instagram captioned, "Party Time!".

### THE STAMPEDE

#### FAVORITE ATHLETES:

Craig Biggio & Jeff Bagwell

#### FAVORITE ICE CREAM:

Butter Pecan

#### SKILL HE WANTS TO LEARN:

Singing

#### FAVORITE FOOD:

Cheeseburgers

#### FIRST JOB:

Busboy at a steakhouse while in high school

#### FAVORITE MUSICAL ARTIST:

Lil Baby



### BUFFALO TRACKS

#### NFL RECEIVING YARDS SINCE 2010

Player	Receiving Yards
1. Julio Jones	12,896
2. Antonio Brown	11,746
3. Larry Fitzgerald	10,425
4. DeAndre Hopkins	10,009
5. Demaryius Thomas	9,763
6. A.J. Green	9,430
7. T.Y. Hilton	9,360
8. <b>Emmanuel Sanders</b>	<b>8,619</b>
9. DeSean Jackson	8,588
10. Calvin Johnson	8,548

#### NFL RECEPTIONS SINCE 2010

Player	Receptions
1. Larry Fitzgerald	909
2. Antonio Brown	886
3. Julio Jones	848
4. DeAndre Hopkins	747
5. Demaryius Thomas	724
6. Jason Witten	705
7. Jimmy Graham	699
8. Golden Tate	695
9. <b>Emmanuel Sanders</b>	<b>662</b>
10. A.J. Green	649

#### FAVORITE TV SHOW:

Martin

#### FAVORITE MOVIES:

Rush Hour trilogy

#### FAVORITE HOBBY:

Playing golf

#### FAVORITE ACTOR:

Denzel Washington

#### FAVORITE ACTRESS:

Zoe Saldana

#### NUMBER ONE THING ON

#### HIS BUCKET LIST:

Travel the world





# EMMANUEL SANDERS

## WIDE RECEIVER

# 1

### EMMANUEL SANDERS' NFL REGULAR SEASON RUSHING/RECEIVING STATISTICS

				RECEIVING					RUSHING				
DATE	TEAM	GP	GS	NO.	YDS.	AVG.	LG	TD	NO.	YDS.	AVG.	LG	TD
2010	Steelers	13	1	28	376	13.4	35	2	0	0	0.0	0	0
2011	Steelers	11	0	22	288	13.1	32	2	0	0	0.0	0	0
2012	Steelers	16	7	44	626	14.2	37	1	1	4	4.0	4	0
2013	Steelers	16	10	67	740	11.0	55f	6	1	25	25.0	25	0
2014	Broncos	16	16	101	1,404	13.9	48	9	8	44	5.5	13	0
2015	Broncos	15	15	76	1,135	14.9	75f	6	3	29	9.7	24	0
2016	Broncos	16	16	79	1,032	13.1	64	5	1	4	4.0	4	0
2017	Broncos	12	11	47	555	11.8	38	2	0	0	0.0	0	0
2018	Broncos	12	12	71	868	12.2	64f	4	4	53	13.3	35f	1
2019	Broncos	7	7	30	367	12.2	53	2	0	0	0.0	0	0
2019	49ers	9	8	36	502	13.9	75f	3	0	0	0.0	0	0
2019	TOTAL	16	15	66	869	13.2	75f	5	0	0	0.0	0	0
2020	Saints	14	5	61	726	11.9	51	5	1	12	12.0	12	0
TOTALS		157	108	662	8,619	13.0	75T	47	19	171	9.0	35T	1

### EMMANUEL SANDERS' NFL POSTSEASON RUSHING/RECEIVING STATISTICS

				RECEIVING					RUSHING				
DATE	TEAM	GP	GS	NO.	YDS.	AVG.	LG	TD	NO.	YDS.	AVG.	LG	TD
2010	Steelers	3	0	7	91	13.0	20	0	0	0	0.0	0	0
2011	Steelers	1	0	6	81	13.5	18	0	0	0	0.0	0	0
2014	Broncos	1	1	7	46	6.6	17	0	0	0	0.0	0	0
2015	Broncos	3	3	16	230	14.4	34	0	0	0	0.0	0	0
2019	49ers	3	3	5	71	14.2	22	0	0	0	0.0	0	0
2020	Saints	2	1	8	51	6.4	16	0	0	0	0.0	0	0
TOTALS		13	8	49	570	11.6	34	0	0	0	0.0	0	0



# EMMANUEL SANDERS

## WIDE RECEIVER

# 1

### EMMANUEL SANDERS' NFL REGULAR SEASON RETURN STATISTICS

DATE	TEAM	KICKOFF RETURNS					PUNT RETURNS					
		RET.	YDS.	AVG.	LG	TD	NO.	FC	YDS.	AVG.	LG	TD
2010	Steelers	25	628	25.1	48	0	4	1	60	15.0	38	0
2011	Steelers	5	93	18.6	25	0	3	0	22	7.3	10	0
2012	Steelers	1	27	27.0	27	0	9	9	93	10.3	63	0
2013	Steelers	10	268	26.8	46	0	0	0	0	0.0	0	0
2014	Broncos	3	54	18.0	22	0	1	1	11	11.0	11	0
2015	Broncos	1	13	13.0	13	0	17	20	103	6.1	14	0
2016	Broncos	0	0	0.0	0	0	0	0	0	0.0	0	0
2017	Broncos	0	0	0.0	0	0	2	0	-2	-1.0	3	0
2018	Broncos	0	0	0.0	0	0	0	0	0	0.0	0	0
2019	Broncos	0	0	0.0	0	0	0	0	0	0.0	0	0
2019	49ers	0	0	0.0	0	0	0	0	0	0.0	0	0
2019	TOTAL	0	0	0.0	0	0	0	0	0	0.0	0	0
2020	Saints	0	0	0.0	0	0	0	0	0	0.0	0	0
TOTALS		45	1,083	24.1	48	0	36	31	287	8.0	63	0

### SINGLE-GAME HIGHS: RUSHING/RECEIVING

**Rush Attempts** 2 vs. Arizona Cardinals, Oct 05, 2014  
**Rushing Yards** 35 at Baltimore Ravens, Sep 23, 2018  
**Longest Runs** 35t at Baltimore Ravens, Sep 23, 2018  
**Rushing TDs** 1 at Baltimore Ravens, Sep 23, 2018  
**Receptions** 12 vs. Los Angeles Chargers, Oct 12, 2020  
**Receiving Yards** 181 at Pittsburgh Steelers, Dec 20, 2015  
**Longest Receptions** 75t at New Orleans Saints, Dec 08, 2019  
**Receiving TDs** 3 vs. San Diego Chargers, Oct 23, 2014  
**All-Purpose Yards** 219 vs. New England Patriots, Nov 14, 2010  
**Kickoff Returns** 6 vs. New England Patriots, Nov 14, 2010

**Kickoff Return Yards** 156 vs. New England Patriots, Nov 14, 2010  
**Longest Kickoff Return** 48 at Miami Dolphins, Oct 24, 2010  
**Fair Catches** 6 at Cleveland Browns, Nov 25, 2012  
**Punt Return Yards** 76 at New York Giants, Nov 04, 2012  
**Longest Punt Return** 63 at New York Giants, Nov 04, 2012  
**Punt Returns** 3 vs. Oakland Raiders, Dec 13, 2015  
**Special Teams Tackles** 2 at Indianapolis Colts, Sep 25, 2011  
**Miscellaneous Tackles** 2 vs. Cincinnati Bengals, Nov 19, 2017  
**Most TDs** 3 vs. San Diego Chargers, Oct 23, 2014



# DEVIN SINGLETARY

## RUNNING BACK

# 26

5-7

203

3<sup>RD</sup> YEAR



SEPTEMBER 3, 1997 (AGE 23)



DEERFIELD BEACH, FL



AMERICAN HERITAGE HS




FLORIDA ATLANTIC



DRAFT: 2019 (3<sup>RD</sup> RD)

## SHOUTOUTS

- Recorded 44 yards from scrimmage in the 27-24 victory over Ind. on Super Wild Card Weekend.
- Totaled 687 yards and two touchdowns on 156 carries during the 2020 regular season. Also had 38 receptions for 269 yards.
- Had a career-long 51-yard touchdown run to cap off the 48-19 victory over Den. (12/19/2020).
- Went over 100 yards from scrimmage in the win against LAC (11/29/2020), as he picked up 82 yards on 11 carries and 20 yards on three receptions.
- Put up 121 yards from scrimmage in the victory against LAR (9/27/2020).
- Averaged 5.13 yards per carry in his rookie season, which was the highest average amongst all running backs with at least 150 carries.
- Recorded 775 yards and two touchdowns on 151 carries during the 2019 regular season. Also had 29 receptions for 194 yards and two touchdowns.
- Became the third Bills rookie to record over 75 yards from scrimmage in five consecutive games and the first since Marshawn Lynch in 2007.



## FIRST-AND-10

**DEVIN SINGLETARY** is in his third season with the Bills in 2020 after being drafted by the team in the third round (74th overall) out of Florida Atlantic.

## IF YOU HAVEN'T 'HERD'

### LONG LIVE GB

When Singletary first joined the American Heritage high school football team, he was behind Greg Bryant at running back. Bryant was a star, but still took the time to mentor Singletary before Bryant went to Notre Dame to play football.

Sadly, Bryant was shot while driving while home in South Florida and passed away in 2016, a death that turned Singletary's life upside down.

"It was very difficult honestly, because that was my big brother," Singletary said to BuffaloBills.com. "It brought me to tears, but some things are out of our control. He's in a better place now, but it was definitely very difficult."

Singletary puts in extra work knowing that his motivation is not only to prove to himself he can play in the NFL, but to make Bryant proud as well. He prays to Bryant before every game.

"If he was here, he'd be full of tears and happy for me," said Singletary. "He'd say, 'Little bro you did it. Now it's time for you to go even harder.' He'd just tell me to keep being great."

## PERSONAL

The son of Devonn and Sabrina Singletary. He has one brother and one sister. Devin was a Public Safety and Administration major at Florida Atlantic.



# DEVIN SINGLETARY

## RUNNING BACK

# 26

### IF YOU HAVEN'T 'HERD'



### FOCUSED AND READY

After not producing the way he had hoped in the AFC Championship Game during the 2020 season, Singletary has focused on improving in every way he could during the 2021 offseason.

After linking up with trainer Nick Harris and Pro Bowl Vikings RB Dalvin Cook, Singletary has done everything in his power to improve his explosiveness and make sure he doesn't live anything on the field the next time he gets his chance.

### RECORD BREAKER

Singletary's time at Florida Atlantic was unlike anything the school had ever seen when it came to production on the football field.

Singletary is the career rushing yards leader for the school with 4,289 yards and he also has the single season record with 1,920 yards. He also holds the school record with 66 career rushing touchdowns, which is good for sixth place on the FBS all-time list. He became the only player in school history to be named AP All-American.

### THE STAMPEDE

#### FAVORITE ATHLETE:

Barry Sanders

#### PROUDEST ACHIEVEMENT:

Going to college

#### FAVORITE VACATION SPOT:

Home in Florida

#### FAVORITE CEREAL:

Cap'n Crunch

#### FIRST JOB:

Cleaning at an elementary school

#### SKILL HE WANTS TO LEARN:

Skiing



#### FAVORITE MOVIE:

Friday

#### FAVORITE TV SHOW:

Martin

#### FAVORITE FOOD:

His Grandma's spaghetti and any soul food

#### PREGAME RITUAL:

Listens to music

#### MOST MEMORABLE GAME:

Ran for over 300 yards and four touchdowns in a high school game





# DEVIN SINGLETARY

## RUNNING BACK

# 26

### DEVIN SINGLETARY'S NFL REGULAR SEASON RUSHING/RECEIVING STATISTICS

				RUSHING					RECEIVING				
DATE	TEAM	GP	GS	NO.	YDS.	AVG.	LG	TD	NO.	YDS.	AVG.	LG	TD
2019	Bills	12	8	151	775	5.1	38	2	29	194	6.7	49	2
2020	Bills	16	16	156	687	4.4	51†	2	38	269	7.1	34	0
TOTALS		28	24	307	1,462	4.8	51†	4	67	463	6.9	49	2

### DEVIN SINGLETARY'S NFL POSTSEASON RUSHING/RECEIVING STATISTICS

				RUSHING					RECEIVING				
DATE	TEAM	GP	GS	NO.	YDS.	AVG.	LG	TD	NO.	YDS.	AVG.	LG	TD
2019	Bills	1	1	13	58	4.5	18	0	6	76	12.7	38	0
2020	Bills	3	2	16	63	3.9	13	0	8	44	5.5	14	0
TOTALS		4	3	29	121	4.2	18	0	14	120	8.6	38	0

## SINGLE-GAME HIGHS: RUSHING/RECEIVING

**Rush Attempts** 21 at Pittsburgh Steelers, Dec 15, 2019  
**Rushing Yards** 106 vs. Denver Broncos, Nov 24, 2019  
**Longest Runs** 51† at Denver Broncos, Dec 19, 2020  
**Rushing TDs** 1 at Denver Broncos, Dec 19, 2020  
**Receptions** 6 vs. Baltimore Ravens, Dec 08, 2019  
**Receiving Yards** 50 vs. Los Angeles Rams, Sep 27, 2020

**Longest Receptions** 49 vs. Washington, Nov 03, 2019  
**Receiving TDs** 1 at Dallas Cowboys, Nov 28, 2019  
**All-Purpose Yards** 140 vs. Washington, Nov 03, 2019  
**Miscellaneous Tackles** 1 vs. New York Jets, Sep 13, 2020  
**Most TDs** 1 at Denver Broncos, Dec 19, 2020



# ANDRE SMITH

## LINEBACKER

# 59

6-0

240

4<sup>TH</sup> YEAR



APRIL 20, 1997 (AGE 24)



JACKSONVILLE, FL



TRINITY CHRISTIAN HS



NORTH CAROLINA



TRADE: 2020 (CAR)

### SHOUTOUTS

- Played in 12 games for the Bills in 2020 and recorded seven tackles on defense with one tackle for a loss. Also forced a fumble and totaled two tackles on special teams.
- Saw action in all 16 games for Carolina in 2019, totaling one tackle on defense and four on special teams.
- Played in three games in 2018, tallying one tackle on defense. He also notched two tackles on special teams.
- Finished his three-year collegiate career playing in 29 games, while totaling 187 tackles, 8.5 tackles for loss, two sacks, two interceptions, seven passes defended and two forced fumbles.
- Recorded a team-high 10 tackles, one pass defended and one interception which he returned for 73 yards vs. Cal (9/2/17).
- In 2016 he ranked second on the team with 113 tackles and ranked seventh in the ACC with 8.7 tackles per game.
- Earned ACC Linebacker of the week honors after recording a game-high 14 tackles, one TFL and one pass defended vs. Illinois (9/10/16).



### FIRST-AND-10

**ANDRE SMITH** joined the Bills in 2020 after spending the 2018 and 2019 seasons with the Carolina Panthers. He originally entered the league as a seventh round (234th overall) pick to the Panthers in 2018. The linebacker played at North Carolina from 2015 to 2017.

### IF YOU HAVEN'T 'HERD'

#### A HELPING HAND

Playing his college football in the state of North Carolina and then beginning his pro career in that same state, Smith was committed to finding a way to make an impact there.

As a member of the Carolina Panthers Player Impact Committee, he had participated in a reading program for Charlotte-area youth where he recited books to help promote literacy for second and third graders. The particular program he participated in specifically focused on encouraging Black men to engage the children.

"They told me they wanted majority Black men because that's who was struggling in the Charlotte area. Little Black boys had the lowest reading scores out of all the demographics," Smith told Panthers.com. "I just know how important it is to be able to read."

After the reality of the COVID-19 pandemic set in, the committee Smith was on decided to donate Chromebooks to provide better access for remote learning opportunities for students in need.

### PERSONAL

The son of Charlene and Andre Smith, Andre graduated with a degree in communications from North Carolina. He has two Pit Bulls named Ace and Rose.



# ANDRE SMITH LINEBACKER

# 59

## THE STAMPEDE

### FAVORITE MUSICAL ARTIST:

J. Cole

### NICKNAMES:

56 Nightmares, 10 Toes Down

### DREAM VACATION SPOT:

Maldives or Bora Bora

### FAVORITE ICE CREAM:

Butter Pecan

### FIRST JOB:

Worked as a junior lifeguard and at a Zaxby's



### FAVORITE MOVIE:

Lion King

### FAVORITE TV SHOW:

The Office

### FAVORITE FOOD:

Mango, Grapes and Buffalo Cauliflower

### PREGAME RITUAL:

Meditate and hydrate

### TOP OF HIS BUCKET LIST:

Going sky diving and winning the Super Bowl



## ANDRE SMITH'S NFL REGULAR SEASON DEFENSIVE STATISTICS

				TACKLES								INTERCEPTIONS					FUMBLES			ST					MISC	
DATE	TEAM	GP	GS	TK	S	A	TFL	YDS	SK	YDS	QBH	NO	YDS	LG	TD	PD	FF	FR	YDS	TK	S	A	FF	FR	S	A
2018	Panthers	3	0	1	0	1	0	0	0.0	0.0	0	0	0	0	0	0	0	0	0	2	1	1	0	0	0	0
2019	Panthers	16	0	1	1	0	0	0	0.0	0.0	0	0	0	0	0	0	0	0	0	4	4	0	0	0	0	0
2020	Bills	12	0	7	6	1	1	1	0.0	0.0	0	0	0	0	0	0	1	0	0	2	2	0	0	0	0	0
TOTALS		31	0	9	7	2	1	1	0.0	0.0	0	0	0	0	0	0	1	0	0	8	7	1	0	0	0	0

## ANDRE SMITH'S NFL POSTSEASON DEFENSIVE STATISTICS

				TACKLES								INTERCEPTIONS					FUMBLES			ST					MISC	
DATE	TEAM	GP	GS	TK	S	A	TFL	YDS	SK	YDS	QBH	NO	YDS	LG	TD	PD	FF	FR	YDS	TK	S	A	FF	FR	S	A
2020	Bills	3	0	0	0	0	0	0	0.0	0.0	0	0	0	0	0	0	0	0	0	1	1	0	0	0	0	0
TOTALS		3	0	0	0	0	0	0	0.0	0.0	0	0	0	0	0	0	0	0	0	1	1	0	0	0	0	0

## SINGLE-GAME HIGHS: DEFENSIVE

### Total Tackles

5 vs. Miami Dolphins, Jan 03, 2021

### Forced Fumbles

1 vs. Miami Dolphins, Jan 03, 2021

### Tackles For Loss

1 vs. Miami Dolphins, Jan 03, 2021

### Special Teams Tackles

1 at New England Patriots, Dec 28, 2020



# MARQUEZ STEVENSON

## WIDE RECEIVER

# 5

5-10

180

ROOKIE



MARCH 26, 1998 (AGE 23)



SHREVEPORT, LA



NORTHWOOD HS



HOUSTON



DRAFT: 2021 (6<sup>TH</sup> ROUND)

## SHOUTOUTS

- Finished his career with 2,269 receiving yards (13th in program history), 147 receptions (17th in program history) and 22 touchdown catches (tied for sixth in program history). Returned 34 kickoffs for 889 yards and three touchdowns in addition to 26 rushing attempts for 231 yards and two touchdowns.
- Named a team captain in 2020. Tallied 20 receptions for 307 yards and four touchdowns in five games played. Added three rushes for 16 yards.
- In 2019, led team with 52 receptions and 907 receiving yards and nine receiving touchdowns. Led the conference and was second in FBS with two kickoff return touchdowns. Named to the 2019 American Athletic All-Conference First Team.
- During the 2019 season, ranked second nationally with three catches of 70-plus yards.
- In 2018, finished the season second in the league with 75 receptions, third with nine touchdowns and fourth in the league with 1,019 receiving yards. Led the conference with five 100-yard receiving games. Named to the 2018 The American All-Conference First Team.



## FIRST-AND-10

**MARQUEZ STEVENSON** was selected by the Bills in the sixth round (203rd overall) of the 2021 NFL Draft. Stevenson was a prolific receiver and kick returner during his collegiate career with Houston.

## IF YOU HAVEN'T 'HERD'

### NFL MENTORS

A Shreveport native, Stevenson was referred to as raw when he began his high school football career. Two mentors who helped change that? Morris Claiborne and Tre'Davious White. Having been around them substantially bolstered Stevenson's football IQ said his high school coach Jim Gatlin. "Marquez has a lot of football smarts and he has been around some great athletes," Gatlin said. "He also has a lot of confidence. Marquez doesn't question if he's going to make a play — he knows he will make the play." To go along with his football IQ, Stevenson became renowned for his blazing fast speed and was nicknamed 'Speedy'. Stevenson likes to compare his game to Kansas City Chiefs WR Tyreek Hill.

### ALL ON ME

Before every game, Stevenson writes a message on his eyecap to capture his emotions for that game. Last season fresh off of a loss to BYU, Stevenson wrote 'All On Me' on his eyecap to symbolize he knew he needed to step up. "Last game, I didn't have the performance I wanted," Stevenson said of his one catch in a 43-26 loss to BYU. "This week all I was thinking was I want to go out there ... it's all on me."

## PERSONAL

The son of Angelicia Stevenson. Has one sister. Graduated with a degree in education health. Also played basketball and ran track in high school.



# TOMMY SWEENEY

## TIGHT END

# 89

6-5

251

3<sup>RD</sup> YEAR



JULY 1, 1995 (AGE 26)



RAMSEY, NJ



DON BOSCO PREP HS



BOSTON COLLEGE



DRAFT: 2019 (7TH RD)

### SHOUTOUTS

- In his first NFL season, played in six games with one start. Caught eight passes for 114 yards including a long of 29 yards.
- Vs. NYJ (12/29/19), caught five passes and 76 yards, marking career-highs in both categories.
- In his NFL debut at NYJ (9/8/19), tallied a 29 yard grab to mark his first career catch.
- Totaled 99 receptions for 1,281 yards and 10 touchdowns during his college career.
- Was named first team All-ACC after his redshirt senior season in 2018 after he recorded 32 receptions for 348 yards and three touchdowns.
- Earned third team All-ACC honors after his redshirt junior season in 2017. He led Boston College with 512 receiving yards on 36 catches and also added four touchdowns.
- In 2016 as a redshirt freshman, started all 13 games at tight end and was third on the Eagles with 353 receiving yards and three touchdowns on 26 catches.
- As a redshirt freshman in 2015, played in 12 games. Hauled in five catches for 68 yards



### FIRST-AND-10

**TOMMY SWEENEY** enters his third season with the Bills in 2020 after being drafted by the team in the seventh round (228th overall) out of Boston College. Sweeney played in 50 games during his four seasons at Boston College.

### IF YOU HAVEN'T 'HERD'

#### EARNING HIS WAY

It was a slow build for Sweeney to make himself in to a legitimate NFL prospect during his time at Boston College.

Sweeney, who was only offered by Boston College coming out of high school, still uses the lack of scholarship offers during his high school days to fuel his competitive fire as he built himself from a non-contributor in his early days at Boston College to making first team All-ACC during his redshirt senior year.

#### A DRIVE DOWN THE 90

When the 716 area code came up on Sweeney's phone on draft day, it meant having a chance to play close to his family and friends who reside two hours east of Buffalo in Auburn, NY--some of which were already Bills fans.

Sweeney has spent plenty of summers with his Auburn family at Lake Owasco, a place which he calls his favorite vacation spot.

### PERSONAL

The son of Annette and Bob Sweeney, his full name is Thomas R. Sweeney. Has one sister, Moriah. Earned a degree in marketing from the Carroll School of Management in May of 2018. Spent time in graduate school with an emphasis on sports administration. Also played basketball in high school.



# TOMMY SWEENEY TIGHT END

# 89

## THE STAMPEDE

### FAVORITE ATHLETE:

Tiger Woods

### FAVORITE FOOD:

Cheeseburgers

### PET PEEVE:

Slow walkers

### FAVORITE TV SHOW:

That 70's Show

### ITEM HE COLLECTS:

Records

### FAVORITE OLYMPIC SPORT:

Curling



### FAVORITE SUPERHERO:

Thor

### PREGAME RITUAL:

Listen to the Red Hot Chili Peppers

### FIRST SPORTS JERSEY:

Kenyon Martin

### HIDDEN TALENT:

Can play the guitar

### FAVORITE BOOK:

The Hobbit

### FAVORITE APP:

Shazaam



## TOMMY SWEENEY'S NFL REGULAR SEASON RUSHING/RECEIVING STATISTICS

				RECEIVING					RUSHING				
DATE	TEAM	GP	GS	NO.	YDS.	AVG.	LG	TD	NO.	YDS.	AVG.	LG	TD
2019	Bills	6	1	8	114	14.3	29	0	0	0	0.0	0	0
2020	Bills	0	0	0	0	0.0	0	0	0	0	0.0	0	0
TOTALS		6	1	8	114	14.3	29	0	0	0	0.0	0	0

## SINGLE-GAME HIGHS: RECEIVING

### Receptions

5 vs. New York Jets, Dec 29, 2019

### Receiving Yards

76 vs. New York Jets, Dec 29, 2019

### Longest Receptions

29 at New York Jets, Sep 08, 2019

### All-Purpose Yards

76 vs. New York Jets, Dec 29, 2019



# JOSH THOMAS

## SAFETY

# 36

**6-0** **205** **1<sup>ST</sup> YEAR**



**NOVEMBER 19, 1996 (AGE 24)**



**MONTGOMERY, AL**



**MONTGOMERY ACADEMY**



**APPALACHIAN STATE**



**UDFA: 2020**

## SHOUTOUTS

- Played in his first NFL game and recorded a special teams tackle vs. NE (11/1/20).
- Named 2019 PFF First-Team All-Sun Belt after starting in all 14 games and recording a career-high 72 tackles, two tackles for loss, one fumble return for 37 yards and one interception return for a 16-yard touchdown.
- Returned an interception for a touchdown score in final home game that gave App State a 42-17 lead against Louisiana in the Sun Belt Championship.

## STAMPEDE

**Most memorable game?**

1st Sunbelt Championship Game in 2018

**First sports jersey you owned?**

Allen Iverson 76ers black jersey

**If you could play any other pro sport?**

Basketball

**First job/unique job growing up?**

Temp at City Gear selling shoes

**Favorite book?**

Rich dad Poor dad

**Favorite movie?**

Training Day



## FIRST-AND-10

**JOSH THOMAS** enters his second season with the Bills in 2021 after joining as an undrafted free agent in 2020. He finished his five-year career (2015-19) at Appalachian State appearing in 56 games while starting 30 and totaling 163 tackles, 7.5 tackles for loss, seven interceptions, and 14 passes defended.

## IF YOU HAVEN'T 'HERD'

### SUPERSTITIOUS BEARD

Thomas' pregame rituals consist of putting on his left sock first followed by his right sock, and writing his grandpa's birthday on his cleats. However when he was in college, he developed a new superstition, not shaving his beard.

According to the Montgomery Advertiser, "Thomas, the Appalachian State safety and Montgomery Academy graduate, is a 23-year-old senior on pace to graduate in May and with hopes of a professional football career. But he has developed a sketchy-looking attribute this year. He has a beard — and calling it a beard may be generous. "And I'm not going to shave, at least for two more games," Thomas said after the Mountaineers' 48-13 win over Troy on Friday. "I have to let it grow a little more."

"He's the type of player who is a dream to coach," first-year App State coach Eliah Drinkwitz said. "I wish all my guys were like Josh. "He does need to shave," Drinkwitz quipped.

## PERSONAL

Son of Felicia Friendly and Terry Thomas. Has a sister, Anaya and a brother, Jarrett. He also played basketball and baseball in high school. Graduated from Appalachian State with a degree in exercise science.



JOSH THOMAS' NFL REGULAR SEASON DEFENSIVE STATISTICS

						TACKLES							INTERCEPTIONS					FUMBLES			ST				MISC	
DATE	TEAM	GP	GS	TK	S	A	TFL	YDS	SK	YDS	QBH	NO	YDS	LG	TD	PD	FF	FR	YDS	TK	S	A	FF	FR	S	A
2020	Bills	2	0	0	0	0	0	0	0.0	0.0	0	0	0	0	0	0	0	0	0	1	1	0	0	0	0	0
TOTALS		2	0	0	0	0	0	0	0.0	0.0	0	0	0	0	0	0	0	0	0	1	1	0	0	0	0	0

SINGLE-GAME HIGHS: DEFENSIVE

Special Teams Tackles

1 vs. New England Patriots, Nov 01, 2020



# TARIQ THOMPSON

## SAFETY

# 41

5-11

204

ROOKIE



AUGUST 9, 1999 (AGE 21)



SAN DIEGO, CA



ST. AUGUSTINE HS



SAN DIEGO STATE



UDFA: 2021

## SHOUTOUTS

- In 47 career games at San Diego State from 2017-20, recorded 219 tackles, 12.5 tackles for loss, a sack, 12 interceptions, 35 passes defended, 6 fumble recoveries and 6 forced fumbles.
- In 2020, posted 41 tackles, an interception, 4 passes defended, a forced fumble and a fumble recovery in 8 games to earn first-team All-Mountain West honors.
- Notched 55 tackles, 4 interceptions, 12 passes defended, 3 fumble recoveries and 2 forced fumbles in 2019.
- Posted a team-high 9 tackles, an interception, a strip sack and fumble recovery of QB Zach Wilson vs. BYU (11/30/19).
- As a true freshman in 2017, posted 63 tackles, 3 for a loss, 5 interceptions, including one returned for a touchdown, a forced fumble, a fumble recovery and 4 passes defended.
- Earned Freshman All-America honors from USA Today and FWAA.
- Returned an interception 83 yards for a touchdown vs. Northern Illinois (9/30/17) as part of a 2-interception performance.



## FIRST-AND-10

**TARIQ THOMPSON** was signed by the Bills as undrafted free agent following the 2021 draft. The San Diego State product finished his four-year collegiate career (2017-20) ranked tied for 5th in school history with 12 interceptions.

## IF YOU HAVEN'T 'HERD'

### LEARNING QUICKLY

Tariq Thompson entered high school very undersized and set on learning his role on the football team for a year or so before he was a starter. However, injuries to the starters changed his plan and he was thrust into a starting role at a young age. He was forced to learn quickly, which worked to his benefit as he became a top recruit in the area. When he arrived at San Diego State, he had the mindset to jump into a starting right away based on his high school experiences.

"I remember the last week of camp during my freshman year and Coach Gonzales (former Aztec defensive assistant Danny) telling me, 'OK, you're going with the (starters),' Thompson told GoAztecs.com. 'I was like, 'Wow.' Everything was happening so fast. I mean, two months earlier, I was just this newbie on campus. I never thought I'd be (starting). That first snap (against UC Davis), I was really nervous. I was like, 'Man, I've never felt anything like this.' Then, on the first drive, I got a pick, and it was just like this blessing. After I caught it, I thought, 'OK, this is the type of player I can be.'"

## PERSONAL

Pronounced: TAH-reek. The son of Tracy Thompson, a former defensive back at San Diego State from 1982-85, and Anne Ford-Thompson. Has two brothers, Tracy and Floyd, and a sister, Tiffany. Competed in football, basketball, and track in high school. Enjoys playing video games. Earned degree in interdisciplinary studies.



# MITCHELL TRUBISKY

## QUARTERBACK

# 10

6-2

220

5<sup>TH</sup> YEAR



AUGUST 20, 1994 (AGE 26)



MENTOR, OH



MENTOR HS



NORTH CAROLINA



FREE AGENT: 2021

## SHOUTOUTS

- Has appeared in 51 career games, completing 1,010-of-1,577 pass attempts for 10,609 yards and 64 touchdowns to 37 interceptions for a 87.2 passer rating. Has added 190 rush attempts for 1,057 yards and eight touchdowns.
- In two career postseason games has completed 45-of-72 pass attempts for 502 yards, two touchdowns and a passer rating of 92.5.
- Named a 2018 Pro Bowl selection, becoming the first Bears quarterback since Jim McMahon in 1986 to be named to the Pro Bowl, after completing 289-of-434 passes for 3,223 yards and 24 touchdowns along with a 95.4 passer rating.
- Set the Bears franchise rookie records for completions (196) and passing yards (2,193) in 2017.
- Became the fastest Bears QB to eclipse 10,000 career passing yards, doing so in 49 games to surpass the previous mark of 58 games set by Jim McMahon.
- Set a single game career-high with six passing touchdowns, just one shy of the all-time NFL record (7), in 2018 vs. TB (9/30/18) after completing 19-of-26 passes for 354 yards and a 154.6 passer rating.



## FIRST-AND-10

**MITCHELL TRUBISKY** joins the Bills after spending the first four years of his career in Chicago, where he originally entered the NFL as the number two overall pick of the 2017 NFL Draft out of North Carolina.

## IF YOU HAVEN'T 'HERD'

### A MEANINGFUL TEXT

Prior to any game he plays, Trubisky knows his phone will ding with a message from his dad, Dave, that reads 'Just do what you do.' It's a sentiment his dad has shared with him countless times since he began playing football. "All I have to do is do what I was born to do: Play this game and have fun," Mitch told The Chicago Tribune in 2017. "Getting that text from him, it means I'm ready to go. As long as I give it my all, I know he's going to be proud of me, which is the best feeling in the world."

The texts originally began back when Mitch was playing JV football for Mentor High School and continued on through varsity and college football en route to helping Mitch fulfill his dream of playing in the NFL. They originated because Dave coached Mitch from when he first began playing at seven years old and JV was the first time he wouldn't be on the sidelines with him. "Now I'm a parent in the bleachers; it was kind of tough," Dave said. "That was just my way of getting him ready for the game or trying to calm him down and just keep him straight."

## PERSONAL

The son of Dave and Jeanne Trubisky. Married to his wife Hillary Gallagher. Has two younger brothers, Manning and Mason and a sister, Mariah.



# MITCHELL TRUBISKY

## QUARTERBACK

# 10

### IF YOU HAVEN'T 'HERD'



### THUMBS UP MISSION

A close cause for Trubisky when giving back to the community is the Thumbs Up Mission, which seeks to help families who have a parent or child battling cancer. Trubisky has represented the cause multiple times during My Cause, My Cleats week. "They just help create lifelong memories that help overcome cancer and really just give these families something to cherish for the rest of their lives together," Trubisky said in 2017. "Because not every family can afford a nice vacation or get-together, but this allows people to come together and really face their problems as a group rather than alone. So it's an awesome charity."

### THE STAMPEDE

#### FAVORITE ATHLETE:

LeBron James

#### FAVORITE FOOD:

Steak or chicken parm

#### FAVORITE ICE CREAM:

Chocolate

#### FAVORITE MOVIE:

Good Will Hunting

#### FAVORITE TV SHOW:

Peaky Blinders

#### FAVORITE MUSICAL ARTIST:

J. Cole & Drake

#### BUCKET LIST ITEM:

Travel to Europe

#### ANOTHER SPORT HE'D WANT TO PLAY PROFESSIONALLY:

Golf



### MITCHELL TRUBISKY'S NFL REGULAR SEASON PASSING STATISTICS

DATE	TEAM	GP	GS	ATT.	CMP.	PCT.	YDS	AVG.	TD	INT.	LG	SK	LST	RATE
2017	Bears	12	12	330	196	59.4	2,193	6.6	7	7	70	31	196	77.5
2018	Bears	14	14	434	289	66.6	3,223	7.4	24	12	70†	24	143	95.4
2019	Bears	15	15	516	326	63.2	3,138	6.1	17	10	53	38	234	83.0
2020	Bears	10	9	297	199	67.0	2,055	6.9	16	8	53	18	125	93.5
TOTALS		51	50	1,577	1,010	64.0	10,609	6.7	64	37	70†	111	698	87.2

### MITCHELL TRUBISKY'S NFL POSTSEASON PASSING STATISTICS

DATE	TEAM	GP	GS	ATT.	CMP.	PCT.	YDS	AVG.	TD	INT.	LG	SK	LST	RATE
2018	Bears	1	1	43	26	60.5	303	7.0	1	0	45	2	12	89.6
2020	Bears	1	1	29	19	65.5	199	6.9	1	0	28	1	8	96.8
TOTALS		2	2	72	45	62.5	502	7.0	2	0	45	3	20	92.5



# MITCHELL TRUBISKY

## QUARTERBACK

# 10

### MITCHELL TRUBISKY'S NFL REGULAR SEASON RUSHING STATISTICS

DATE	TEAM	NO.	YDS.	AVG.	LG	TD
2017	Bears	41	248	6.0	46	2
2018	Bears	68	421	6.2	39	3
2019	Bears	48	193	4.0	23†	2
2020	Bears	33	195	5.9	45	1
<b>TOTALS</b>		<b>190</b>	<b>1,057</b>	<b>5.6</b>	<b>46</b>	<b>8</b>

### MITCHELL TRUBISKY'S NFL POSTSEASON RUSHING STATISTICS

DATE	TEAM	NO.	YDS.	AVG.	LG	TD
2018	Bears	3	9	3.0	6	0
2020	Bears	3	10	3.3	7	0
<b>TOTALS</b>		<b>6</b>	<b>19</b>	<b>3.2</b>	<b>7</b>	<b>0</b>

### MITCHELL TRUBISKY'S NFL REGULAR SEASON PASSING/RUSHING STATISTICS

				PASSING												RUSHING				
DATE	TEAM	GP	GS	ATT.	CMP.	PCT.	YDS	AVG.	TD	INT.	LG	SK	LST	RATE	NO.	YDS.	AVG.	LG	TD	
2017	Bears	12	12	330	196	59.4	2,193	6.6	7	7	70	31	196	77.5	41	248	6.0	46	2	
2018	Bears	14	14	434	289	66.6	3,223	7.4	24	12	70†	24	143	95.4	68	421	6.2	39	3	
2019	Bears	15	15	516	326	63.2	3,138	6.1	17	10	53	38	234	83.0	48	193	4.0	23†	2	
2020	Bears	10	9	297	199	67.0	2,055	6.9	16	8	53	18	125	93.5	33	195	5.9	45	1	
TOTALS		51	50	1,577	1,010	64.0	10,609	6.7	64	37	70†	111	698	87.2	190	1,057	5.6	46	8	

### MITCHELL TRUBISKY'S NFL POSTSEASON PASSING/RUSHING STATISTICS

				PASSING												RUSHING				
DATE	TEAM	GP	GS	ATT.	CMP.	PCT.	YDS	AVG.	TD	INT.	LG	SK	LST	RATE	NO.	YDS.	AVG.	LG	TD	
2018	Bears	1	1	43	26	60.5	303	7.0	1	0	45	2	12	89.6	3	9	3.0	6	0	
2020	Bears	1	1	29	19	65.5	199	6.9	1	0	28	1	8	96.8	3	10	3.3	7	0	
TOTALS		2	2	72	45	62.5	502	7.0	2	0	45	3	20	92.5	6	19	3.2	7	0	

## SINGLE-GAME HIGHS: QUARTERBACK

**Pass Attempts**  
**Pass Completions**  
**Yards Passing**  
**TD Passes**  
**Long Passes**  
**Completion Percentage**

54 vs. New Orleans Saints, Oct 20, 2019  
 34 vs. New Orleans Saints, Oct 20, 2019  
 355 vs. Detroit Lions, Nov 11, 2018  
 6 vs. Tampa Bay Buccaneers, Sep 30, 2018  
 70† vs. New York Jets, Oct 28, 2018  
 86.2 at San Francisco 49ers, Dec 23, 2018

**Passer Rating**  
**Rush Attempts**  
**Rushing Yards**  
**Longest Runs**  
**Rushing TDs**  
**Rushing Average**

154.6 vs. Tampa Bay Buccaneers, Sep 30, 2018  
 10 vs. Dallas Cowboys, Dec 05, 2019  
 81 vs. New England Patriots, Oct 21, 2018  
 46 at New Orleans Saints, Oct 29, 2017  
 1 at Jacksonville Jaguars, Dec 27, 2020  
 6.3 vs. Dallas Cowboys, Dec 05, 2019



# SYRUS TUITELE

## OFFENSIVE LINEMAN

# 67

6-5

311

ROOKIE



FEBRUARY 6, 1999 (AGE 22)



CHICO, CA



PLEASANT VALLEY HS



FRESNO STATE



UDFA: 2021

## SHOUTOUTS

- Started 26 games at right tackle during his final three seasons at Fresno State.
- Earned 2nd-team All-Mountain West conference honors in 2020 with 6 starts for the top-ranked offense in the conference (479.3 yards per game).
- Also part of an offensive line that paved the way for 356.3 passing yards per game in 2020 - tops in the conference.
- In 2019, started 8 games at right tackle for a Bulldogs team that produced 2,162 rushing yards and 2,720 passing yards.
- Started 12 games at right tackle in 2018 for an offensive unit that registered 2,161 yards on the ground and 3,740 through the air. The offensive line allowed just 0.86 sacks per game (6th in FBS).
- Appeared in 9 games as a freshman for the Bulldogs in 2017, primarily for field goals and PATs. Also earned academic All-Mountain West honors.
- Helped his high school squad earn the 2016 Division 4-A state championship, while earning All-NSCIF first-team honors for his play on the defensive line.



## FIRST-AND-10

**SYRUS TUITELE** was signed by the Bills as an undrafted free agent following the 2021 draft. He started 26 games at right tackle for Fresno State from 2017-20.

## IF YOU HAVEN'T 'HERD'

### FOOTBALL FAMILY

The son of a football coach, Tuitele is grateful for the time his father spent with him growing up in Chico, CA. "Football has been there since the beginning ... It was funny because I actually did not like football for my first two years. I hated it," he told the Draft Diamonds podcast. "I was too heavy. I had to actually run around the field for days and never got to play for two years. And I was really upset with that, but you know I came to love it. My dad's very passionate, and it's just crazy how he kind of changed throughout the years. You know it was him being my coach, my mentor, you know, always hammering me of you know what's right and what's wrong, and always trying to stay focused on the things you believe in."

"Before, I didn't really see why he was doing this. I just wanted to be like everyone else and go play on the playground or something or play video games. But as I got older and when I got to college, I actually just started thinking like, man, you know I'm very grateful for what my pops did for me, pushing me all those years."

## PERSONAL

Pronounced: two-tell-EE. Is the son Moletoa and Faילו Tuitele. His father coached at Butte College from 2002-09. Has six siblings: Tafa, MJ, Sierra, Sirena, Sabrina and Saphyrre. Competed in football, wrestling and track and field in high school. Cousin of Bills DE A.J. Epenesa. Hobbies include drawing and cooking. Majored in interior design.



# CHRISTIAN WADE

## RUNNING BACK

# 45

5-9

196

1<sup>ST</sup> YEAR



MAY 15, 1991 (AGE 30)



SLOUGH, ENGLAND



ROYAL GRAMMAR SCHOOL



ST. MARY'S (UK)



IPP: 2019

## SHOUTOUTS

- Took the first carry of his football career 65 yards for a touchdown vs. Ind. (8/8/19).
- Totaled 84 yards on eight carries and 55 yards on four receptions in the 2019 preseason.
- Finished his rugby career with the Wasps ranking third in the Premiership's all-time try scorers list having scored 82 tries in 130 matches.
- Represented England at the U16, U18 and U20 levels in rugby.
- Represented the England senior rugby team in 2013 and went on to join the British & Irish Lions tour of Australia.
- After the 2012-13 season, Wade was named both the Players' Player of the Year and the Young Player of the Year after tying for the league lead with 13 tries.
- One of four players to join the NFL through the International Player Pathway program in 2018. The others were Australian FB Valentine Holmes with the New York Jets, Brazilian DT Durval Neto with the Miami Dolphins and German TE Jakob Johnson with the New England Patriots.



## FIRST-AND-10

**CHRISTIAN WADE** is in his third year as a Bill after joining the team as part of the International Player Pathway program. The England native spent his professional rugby career as a member of the Wasps Rugby Football Club.

## IF YOU HAVEN'T 'HERD'

### NEW TO THE GAME

As an athlete, Wade has always sought to push himself to the limit and try to accomplish everything he could.

With that in mind, Wade made the decision to retire from rugby in 2018 and focus on attempting to break in to the NFL as a running back.

"I want to look back when I'm 60 and tell my kids and my family, 'Yeah, I had the opportunity to do that and I did it,'" Wade told The Athletic. "I don't just want to say, 'I could have done that.'"

Wade moved to Florida to train at IMG Academy under former NFL running back Earnest Byner in order to begin to understand the intricacies that come along with football.

"I know I have the attributes and skills to play, but there's so much more to this game than just attributes. So many people with probably better ability than me, or maybe more ability than some Hall of Famers, didn't make it, whether their mind wasn't right or they couldn't learn at the right speed."

## PERSONAL

Christian is the son of Ken and Arlene Wade and he has a younger brother named Adam who is nicknamed Smiley. Wade lives with his fiancée, Lisa Ramos.



# CHRISTIAN WADE RUNNING BACK

# 45

## IF YOU HAVEN'T 'HERD'



### DRUMMING DUO

Wade and his brother, Adam, have a very close bond and have both found success in their respective careers. One of their shared passions has always been playing the drums.

Christian has played the drums since the age of 2 and Adam has taken it to the next level, as he is a touring professional drummer. If athletics hadn't worked out for Christian, he claims that he would have pursued playing the drums professionally as well. The brothers are so close that they even have a shared Instagram account (@officialwadebrothers).



### ARE YOU OK?

Wade took to his Instagram to share a song from his friend, Daniel Pearce, that encourages others to make sure people in their lives are doing ok during the trying times of 2020.

Wade wrote, "I like many others, are looking in the mirror and remembering all the CHALLENGES and INJUSTICES we have faced in our daily lives. This is the common thread that connects us all... UNITY begins with COMMUNICATION. I urge you to reach out to your loved ones today and ask them the simple question 'Are you ok?'"

## THE STAMPEDE

### FAVORITE ATHLETE:

Kobe Bryant

### DREAM SUPERPOWER:

Super strength

### FAVORITE VACATION SPOT:

South Africa or Australia

### FAVORITE CEREAL:


Kellogg's Crunchy Nut

### FAVORITE TV SHOW:

Grimm

### SKILL HE WANTS TO LEARN:

Play the piano at a high level



### FAVORITE MOVIE:

Princess Diaries

### CHILDHOOD NICKNAMES:

The wizard & twinkle toes

### FAVORITE SNACK FOOD:

Sweet N Salty popcorn

### PREGAME RITUAL:

Listens to music, do speed drills and pray

### MOST MEMORABLE GAME:

Running for a 65-yard touchdown on his first touch in an NFL game in the 2019 preseason against the Colts





# LEVI WALLACE

## CORNERBACK

# 39

6-0

179

4<sup>TH</sup> YEAR



JUNE 12, 1995 (AGE 26)



TUCSON, AZ



TUCSON HS



ALABAMA



UDFA: 2018

## SHOUTOUTS

- Ranked 2nd on the Bills defense in interceptions (2) and passes defended (9) in 2020.
- Posted first career sack of Lamar Jackson in Divisional playoff game vs. Bal. (1/16/21).
- Sealed win vs. Pit. (12/13/20) with a 4th quarter INT of Ben Roethlisberger.
- Intercepted Jared Goff vs. LAR (9/27/20) that led to a Bills TD.
- Notched an INT off Sam Darnold vs. NYJ (12/29/19).
- Logged his first NFL INT off Devlin Hodges in the final seconds of a 17-10 win at Pit. (12/15/19).
- Made NFL debut in starting role in win at NYJ (11/11/18).
- Named Second Team All-SEC by the Associated Press in 2017 after leading the SEC with 18 passes defended. Also had 3 INTs and 2 sacks for the National Champions.
- Earned SEC defensive player of the week honors with 2 INTs vs. Ole Miss (9/30/17), including a 35-yard INT return for a touchdown.



## FIRST-AND-10

A former walk-on at Alabama, **LEVI WALLACE** not only earned a scholarship with the Crimson Tide but also a starting role on their National Championship squad in 2017. He was signed as a rookie free agent by the Bills in 2018, signed from the practice squad on November 6 that year and started 35 games during his first three NFL campaigns.

## IF YOU HAVEN'T 'HERD'

### GIVE ME A RING

Inspired by a sermon given by pastor Michael Todd of the Transformation Church in Tulsa, OK, during the beginning of the coronavirus pandemic in March, Levi gave out his phone number on Instagram with the following post: "Got a football question? Want to just share how you're feeling? Looking for a comforting voice willing to send prayers your way?"

Wallace received hundreds of calls and told the Buffalo News a few days later, "I just wanted to check on Bills Mafia ... I just wanted to be able to pray for others and check in on people and make sure everyone's good and healthy. And if they had any football questions, I'd answer, but it really wasn't about football ... It's bigger than football, what we're all going through right now."

## PERSONAL

The son of Wendy and the late Walter Wallace, he has a younger brother, Lawrence. Hobbies include bowling, movies, roller skating and golf. Earned his degree in business with a sales certification. In 2020 offseason, teamed up with the American Cancer Society to raise money and awareness during a live stream event of him playing Fortnite with current Bills and former Alabama teammates. Wallace lost an aunt to breast cancer and a grandfather to prostate cancer.



# LEVI WALLACE CORNERBACK

# 39

## IF YOU HAVEN'T 'HERD'



### MEANING OF JERSEY NUMBER 39

In 2019, Wallace changed his jersey number from #47 to his old college number #39 to honor his best friend and former high school teammate DeAntae Fuller (pictured bottom left above), who was tragically killed in their hometown of Tucson while Levi was attending Alabama. "My favorite number growing up was #32," recalled Wallace. "DeAntae wore #8. So it's  $32+8=39$ ." Levi is regularly in touch with Fuller's family and his mother, Patricia Fuller, even attended a Bills game in 2018. "His family is my family," Wallace said proudly.



### "I KNOW HE'S PROUD OF ME"

Wallace didn't have much choice for which team to root for growing up. His father, Walter, a 21-year veteran of the Air Force and Tuscaloosa native, was passionate about the Crimson Tide. Levi attended the University of Alabama and walked on the team. Finally, in 2016, he earned a scholarship. However, on the eve of the spring game that year, his father passed away from ALS and never got to see his son play. Walking off the field a National Champion on year later, Wallace found his mother in the stands and they both pointed up to the sky in honor of Walter. "I know he's proud of me," said Wallace.

## THE STAMPEDE

### FAVORITE MUSICIAN:

Luther Vandross

### FAVORITE FOOD:

Salmon

### FIRST JOB:

Worked at a daycare center that my parents owned

### HIDDEN TALENT:

Singing in the car

### FAVORITE MOVIE:

Underclassman

### DREAM VACATION SPOT:


Thailand

### SKILL YOU WOULD MOST LIKE TO HAVE:

Speak Spanish fluently or play the piano

### FAVORITE TV SHOW:

Martin



## BUFFALO TRACKS

### MOST STARTS IN FIRST THREE SEASONS BY AN UNRAFTED PLAYER SINCE 2011

- |                               |              |
|-------------------------------|--------------|
| 1. Paul Worrilow, Atlanta     | 43 (2013-15) |
| 2. David Andrews, New England | 41 (2015-17) |
| 3. Bryon Bell, Carolina       | 41 (2011-13) |
| 4. Andrew Norwell, Carolina   | 38 (2014-16) |
| 5. Levi Wallace, Buffalo      | 35 (2018-20) |

### MOST STARTS IN FIRST THREE SEASONS BY AN UDFA DEFENSIVE BACK SINCE 2011

- |                                 |              |
|---------------------------------|--------------|
| 1. Levi Wallace, Buffalo        | 35 (2018-20) |
| 2. Malcolm Butler, New England  | 33 (2014-16) |
| 3. Rodney McLeod, St. Louis     | 32 (2012-14) |
| 4. Chris Harris, Denver         | 31 (2011-13) |
| 4. Kenny Moore, Indianapolis    | 31 (2017-19) |
| 4. Charvarius Ward, Kansas City | 31 (2018-20) |



# LEVI WALLACE

## CORNERBACK

# 39

### LEVI WALLACE'S NFL REGULAR SEASON DEFENSIVE STATISTICS

				TACKLES								INTERCEPTIONS					FUMBLES			ST				MISC		
DATE	TEAM	GP	GS	TK	S	A	TFL	YDS	SK	YDS	QBH	NO	YDS	LG	TD	PD	FF	FR	YDS	TK	S	A	FF	FR	S	A
2018	Bills	7	7	37	24	13	1	1	0.0	0.0	1	0	0	0	0	3	0	0	0	0	0	0	0	0	0	0
2019	Bills	16	16	76	66	10	4	4	0.0	0.0	0	2	2	2	0	9	0	0	0	0	0	0	0	0	0	0
2020	Bills	12	12	48	34	14	1	2	0.0	0.0	1	2	0	0	0	8	0	0	0	0	0	0	0	0	0	0
TOTALS		35	35	161	124	37	6	7	0.0	0.0	2	4	2	2	0	20	0	0	0	0	0	0	0	0	0	0

### SINGLE-GAME HIGHS: DEFENSIVE

**Total Tackles** 10 at San Francisco 49ers, Dec 07, 2020  
**Passes Defensed** 3 vs. Pittsburgh Steelers, Dec 13, 2020  
**Tackles For Loss** 1 vs. New York Jets, Sep 13, 2020

**Interceptions** 1 vs. Pittsburgh Steelers, Dec 13, 2020  
**Interception Return Yards** 2 vs. New York Jets, Dec 29, 2019



# DAVIS WEBB QUARTERBACK

# 7

6-5

225

3<sup>RD</sup> YEAR



JANUARY 22, 1995 (AGE 26)



PROSPER, TX



PROSPER HS



CALIFORNIA



FREE AGENT: 2019

## SHOUTOUTS

- Has played in 10 career preseason games, completing 75-of-132 passes for 726 passing yards and one touchdown.
- Played one season at Cal in 2016 as a graduate transfer from Texas Tech and was honored as a semifinalist for the Davey O'Brien National Quarterback Award and Earl Campbell Tyler Rose Award while picking an honorable mention All-Pac-12 selection. Started all 12 games in his lone season at Cal as a senior and completed 382-of-620 passes (61.6%) for 4,295 yards with 37 passing touchdowns and 12 interceptions for a 135.63 passing efficiency rating.
- Completed 459-of-747 (61.4%) passes for 5,557 yards with 46 touchdown passes and 22 interceptions over 23 games and 14 starts during his three seasons at Texas Tech.
- Named the MVP at the 2017 Reese's Senior Bowl after completing 11-of-16 passes for 165 yards and one touchdown while leading the South to scores on each of the three drives he played in a 16-15 victory over the North.
- As a freshman at Texas Tech set seven Big 12 freshman records, including 400-yard passing games (4), passing yards in a game (462) and passes completed in a game (45).



## FIRST-AND-10

**DAVIS WEBB** originally joined the Bills as a practice squad member at the beginning of the 2019 season and then signed a futures contract at the beginning of the 2020 offseason. Davis entered the NFL in 2017 as a third round pick of the New York Giants, spending the 2017 season with the Giants and then the 2018 season with the New York Jets.

## IF YOU HAVEN'T 'HERD'

### BACKHAND, TOP SHELF

While Webb has carved out a football career that has led to playing at the highest level, his first sports love was actually another sport: hockey. As a kid growing up in Texas, Webb's family had Dallas Stars Season tickets and he first began skating around the age of 4, shortly after the Stars won the 1999 Stanley Cup.

Three years later, Webb was so smooth on the ice that he scored a game winning goal with .5 seconds left to deliver his Junior Stars team a championship. "Best goal ever," Webb told the NY Daily News in 2017. "I still remember visually pretty good. I remember everything. It was one on one, I got a good pass and I kind of skated wide and kind of out-skated (the goalie). He couldn't back pedal fast enough so I kinda ran by him, I look up there's three seconds, so I knew I couldn't deke and do my favorite move – sell a shot, backhand, top shelf it. I mastered that one in my driveway."

Webb eventually opted to pursue football and gave up his hockey aspirations, but still loves the game and routinely attends Sabres while he is in Buffalo.

## PERSONAL

The son of Matt and Donna Webb. Received his bachelor's degree from Texas Tech in exercise and sports science in May of 2016 and began working on his master's degree in public health at Cal.



# DAVIS WEBB QUARTERBACK

# 7

## IF YOU HAVEN'T 'HERD'



## PUTTING THE WORK IN

Who is the best athlete in the Webb family is probably a serious argument. Davis' mom (Donna) played tennis at Appalachian State and his dad (Matt) played baseball at Texas. Despite his athletic roots, Davis realizes that talent doesn't replace work ethic. "I noticed that the best players were the hardest workers," Davis told The Daily Cal. "(My dad) always told us that you better be the best player or the worst player, because if you're in the middle, you're not going to be able to play because coaches' kids get a bad rep. He told me at a young age that I'd have to be the best player, and he pushed me towards it."

## THE STAMPEDE

### PREGAME RITUAL:

Eat a Snickers

### PET PEEVE:

Being late

### HIGH SCHOOL SPORTS:

Hockey, football and baseball

### FAVORITE SUPERHERO:

Batman

### BIGGEST MENTOR:

His dad

### FIRST SPORTS JERSEY:

Brett Favre

### FAVORITE MOVIE:

Miracle

### FAVORITE ATHLETE:

Mike Modano





# TRE'DAVIOUS WHITE

## CORNERBACK

# 27

5-11

192

5<sup>TH</sup> YEAR



JANUARY 16, 1995 (AGE 26)



SHREVEPORT, LOUISIANA



GREEN OAKS HS

LSU LSU



DRAFT: 2017 (1ST RD)



## SHOUTOUTS

- Named 2019 First-Team All-Pro, along with being selected to the 2020 and 2021 Pro Bowl. Also named 2020 Second-Team All-Pro.
- Named AFC Defensive Player of the Week for weeks 7 and 17 of the 2019 season, becoming the first Bill to earn DPOTW honors twice in one season since Mario Williams in 2013.
- Came away with two interceptions (career-high) vs. Cin. (9/22/19) and at Pit. (12/15/19), becoming the first Bills player to have 2 games with 2+ interceptions in a season since Stephon Gilmore in 2016.
- White ranked second among all defenders in the league in limiting opposing passers to a 38.9 QB rating in 2019 (min. 60 targets). He also did not allow a TD in 2019.
- Since 2017, White leads all NFL defenders with 16 second half takeaways.
- White tied for the lead league with 6 interceptions in 2019.
- White tied for fourth in the league among all defensive players with 17 passes defended in the 2019 season.

## FIRST-AND-10

**TRE'DAVIOUS WHITE** enters his fifth season with the Buffalo Bills after being selected in the first round of the 2017 draft out of LSU. He signed a four-year extension at the beginning of the 2020 season, tying him to the team through 2025. In his first 4 seasons, he's been named to the Pro Bowl twice, along with First- and Second-Team All-Pro honors.

## IF YOU HAVEN'T 'HERD'

### HOMETOWN HERO

White was born and raised in Shreveport, Louisiana on a street known as Cooper Road. The street is known for gangs and violence and those who are from there will tell you that the biggest challenge is finding a path away from the violence.

White however, was determined to make a name for himself and set an example for those looking for a role model in Shreveport. He was his high school valedictorian and earned a scholarship to LSU. Now a starting cornerback in the NFL, he continues to follow through on his promise to give back to the community.

"I believe that I'm in this position for a reason," White said. "God placed me in this position for a reason. I feel like he placed me in this position to be that light, so guys can know that it's possible. It can happen. It's not something that's impossible; you just have to continue to work and continue to put God first and do all of the things you're supposed to do: be a respectful citizen, be a respectful student, be a respectful son, daughter. Great things happen to great people."

## PERSONAL

The son of David White and LaShawnita Ruffins. White and his partner Ikea have two sons, Tre'Davious Jr. and Tristen.



# TRE'DAVIOUS WHITE

## CORNERBACK

# 27

### IF YOU HAVEN'T 'HERD'



### NUMBER CHANGE

During White's freshman and sophomore seasons at LSU, he wore #16, before switching to #18 for his junior and senior seasons. The number change didn't just happen, it was one he had to earn.

18 at LSU has traditionally gone to a player who has success both on and off the field, along with having a selfless attitude. White was voted on by his teammates to wear the number for his final two seasons as a Tiger.



### FOR HIS FAMILY

Tre'Davious bought his mother a house in 2018 as a thank you for all she did for him growing up. When he signed a contract extension in 2020, he vowed to continue to help his family.

"It's a lot of people in my family that are hurting. I plan to lighten that burden on them. And we're going to do it together," White said. "With this contract, it's not about me because I've been good off the first one. But this is about people that I love and I really genuinely care about and being able to provide opportunities for them that, if I wasn't in this position, it wasn't going to happen for nobody in my family. Nobody."

### THE STAMPEDE

#### PREGAME RITUAL:

Listen to old school R&B

#### FAVORITE PLAYER

#### GROWING UP:

Kobe Bryant

#### FAVORITE OLYMPIC SPORT:

Curling

#### BEST ADVICE:

Control what you can control

#### NICKNAMES:

Baby Shaq

#### FIRST JOB:

Cutting lawns



#### FAVORITE FOOD:

Fried chicken

#### FAVORITE SNACK:

Chocolate chip cookies

#### FAVORITE APP:

Temple Run

#### FIRST SPORTS JERSEY:

Allen Iverson

#### JERSEY NUMBER

#### SIGNIFICANCE:

27 because he was the 27th draft pick on April 27th





# TRE'DAVIOUS WHITE

## CORNERBACK

# 27

### TRE'DAVIOUS WHITE'S NFL REGULAR SEASON DEFENSIVE STATISTICS

DATE	TEAM	GP	GS	TACKLES								INTERCEPTIONS					FUMBLES			ST				
				TK	S	A	TFL	YDS	SK	YDS	QBH	NO	YDS	LG	TD	PD	FF	FR	YDS	TK	S	A	FF	FR
2017	Bills	16	16	69	53	16	3	3	0.0	0.0	0	4	86	63	0	18	1	2	52	0	0	0	0	0
2018	Bills	16	16	54	44	10	1	5	0.0	0.0	0	2	37	37	0	8	0	0	0	0	0	0	0	0
2019	Bills	15	15	58	48	10	4	15	1.0	9.0	1	6	57	49	0	17	2	0	0	0	0	0	0	0
2020	Bills	14	14	57	44	13	2	2	1.5	8.0	3	3	28	28	0	11	1	2	-1	0	0	0	0	0
TOTALS		61	61	238	189	49	10	25	2.5	17.0	4	15	208	63	0	54	4	4	51	0	0	0	0	0

### TRE'DAVIOUS WHITE'S NFL POSTSEASON DEFENSIVE STATISTICS

DATE	TEAM	GP	GS	TACKLES								INTERCEPTIONS					FUMBLES			ST				
				TK	S	A	TFL	YDS	SK	YDS	QBH	NO	YDS	LG	TD	PD	FF	FR	YDS	TK	S	A	FF	FR
2017	Bills	1	1	1	0	1	0	0	0.0	0.0	0	0	0	0	0	1	0	0	0	0	0	0	0	0
2019	Bills	1	1	5	4	1	0	0	0.0	0.0	0	0	0	0	0	0	1	0	0	0	0	0	0	0
2020	Bills	3	3	20	14	6	1	1	0.0	0.0	0	0	0	0	0	2	0	0	0	0	0	0	0	0
TOTALS		5	5	26	18	8	1	1	0.0	0.0	0	0	0	0	0	3	1	0	0	0	0	0	0	0

## SINGLE-GAME HIGHS: DEFENSIVE

**Total Tackles** 8 vs. Los Angeles Chargers, Nov 29, 2020  
**Sacks** 1.0 at Denver Broncos, Dec 19, 2020  
**Passes Defensed** 4 vs. Denver Broncos, Nov 24, 2019  
**Forced Fumbles** 1 at Denver Broncos, Dec 19, 2020

**Fumble Recoveries** 1 vs. Seattle Seahawks, Nov 08, 2020  
**Tackles For Loss** 2 at Carolina Panthers, Sep 17, 2017  
**Interceptions** 2 at Pittsburgh Steelers, Dec 15, 2019



# RACHAD WILDGOOSE

## CORNERBACK

# 32

5-10

191

ROOKIE



JUNE 20, 2000 (AGE 21)



MIAMI, FL



NORTHWESTERN HS



WISCONSIN



DRAFT: 2021 (6<sup>TH</sup> ROUND)

### SHOUTOUTS

- During 24 games at Wisconsin, recorded 57 tackles, including 5 for loss, 1 interception, 14 passes defended and 3 fumble recoveries.
- Posted his lone career interception in Wisconsin's win over Michigan State, returning the pick for an 11-yard gain.
- During only two games for the Badgers in 2020, logged 6 tackles, including 2.0 for loss, and one pass defended.
- As a sophomore in 2019, recorded 33 tackles, including 3.0 for loss, 1 interception, 6 passes defended, and one fumble recovery.
- Posted a career-high 29 tackles, 7 passes defended and 2 fumble recoveries for the Badgers as a freshman in 2018.
- Had a single-game career-high 2 passes defended on four different occasions.
- Logged a single-game career-high 7 tackles at Northwestern (10/27/18).
- Posted his first-ever fumble recovery in Wisconsin's win over Illinois (10/20/18).
- Had a single-game career-high 2.0 tackles for loss in his performance vs. Northwestern (9/28/19).



### FIRST-AND-10

**RACHAD WILDGOOSE** was selected by the Bills in the sixth round (213th overall) of the 2021 NFL Draft after spending the 2018 and '19 seasons at Wisconsin. He is the first Badger to be drafted by the Bills since WR Lee Evans was selected in the first round in 2004.

### IF YOU HAVEN'T 'HERD'

#### BATTLING BACK

Rachad Wildgoose assumed that when he couldn't move his arm during a game, it was just a stinger and that he could power through it. Instead, staff took him for an X-ray, only to learn that he had broken his scapula and his junior season was ending right as it had begun.

Given COVID restrictions, Wildgoose decided to set his sights on the NFL and recovery.

"Honestly, a lot went into my decision. If I would have finished the season, I would have still left after my junior season," Wildgoose told reporters Wednesday at UW's Pro Day. "I was talking with coach (Jim) Leonhard throughout my three years here, and I told him when I first got here to, you know, don't let me settle, don't settle with me, push me to be my greatest. And after camp, he was telling me like, 'Bro, if you can keep this up the whole world's going to know what I know.' I talked to my parents about it and just me also believing in my skills and watching myself develop and feeling you know, ready enough physically and mentally. When I got coach Leonhard's support, I was like, all in."

### PERSONAL

The son of Keweshia Patterson and Rachad Wildgoose Sr.



# RACHAD WILDGOOSE

## CORNERBACK

# 32

### THE STAMPEDE

**PREGAME RITUAL:**

Listens to music that makes him feel angry

**NICKNAMES:**

Goose

**FAVORITE FOOD:**

Steak

**FAVORITE TV SHOW:**


iCarly

**FAVORITE ACTOR:**

Michael B Jordan

**BUCKETLIST ITEM:**

Go skydiving

**FAVORITE ICE CREAM FLAVOR:**

Cookies and cream

**SKILL YOU'D LIKE TO LEARN:**

Stock trading

**PETS:**

American bulldog named Louie

**HOBBIES:**

Playing video games

**DREAM VACATION SPOT:**

Dubai





# ANTONIO WILLIAMS

## RUNNING BACK

# 28

5-11

215

1<sup>ST</sup> YEAR



OCTOBER 22, 1997 (AGE 23)



NEW LONDON, NC



NORTH STANLY HS



NORTH CAROLINA



UDFA: 2020

### SHOUTOUTS

- Saw his first NFL game action vs. Mia (1/3/21), where he rushed for 63 yards and 2 touchdowns.
- Became the first Bills UDFA rookie to score 2 rushing touchdowns in a game.
- During three seasons in college, logged 202 carries for 1,144 yards and 11 touchdowns.
- Also contributed 23 receptions for 160 yards.
- Combined for 322 rushing yards and three rushing TDs on 48 attempts in 2019 season.
- Appeared in 12 games for the Tarheels in 2019 and spent time at running back and on special teams.
- Ran for 53 yards on four carries against South Carolina (8/31/19). 51 of those yards came on three carries on a critical fourth-quarter drive that resulted in UNC's first TD of the game.
- Appeared in 10 games, starting seven, at running back in 2018 where he tallied 504 rushing yards and five TDs on 91 carries for a 5.5 per rush average.



### FIRST-AND-10

**ANTONIO WILLIAMS** is finished his first season in Buffalo in 2020 after spending the 2018 and '19 seasons at North Carolina. Prior, he played at Ohio State in 2017. Williams was signed by the Bills as an undrafted free agent following the 2020 draft.

### IF YOU HAVEN'T 'HERD'

#### STAYING POSITIVE

Williams' collegiate journey didn't play out as he originally envisioned. When he left high school, he went to Ohio State and intended to play his whole career there. Unfortunately, he didn't produce as he expected. Rather than be bitter, he found a new opportunity at North Carolina and put the game in perspective.

"We love this game. It means so much to us," he told the Daily Tarheel. "But at the end of the day, it's a game. Don't let this game stress you out to the point where it just messes you up mentally. Stay positive. There's bigger things in life that we have to worry about."

#### HOMETOWN REPPIN'

Not many people make it out of New London, North Carolina; Williams' hometown. Williams uses that as motivation.

"Not a long of people do big things from where I'm from," he said. "That's a big influence for me - more than any person. I want to be a great role model for my town."

### PERSONAL

The son of Renea Gardner and Keith Williams. Has three siblings. Majored in psychology while at North Carolina.



# ANTONIO WILLIAMS

## RUNNING BACK

# 28

### IF YOU HAVEN'T 'HERD'



### NASCAR ACTION

Antonio Williams grew up watching NASCAR races with his grandfather, James. When James passed away in 2020, Antonio wanted to find a way to continuously honor him. He got connected with driver Joe Graf Jr. and the two had an instant connection. The two quickly became business partners, with Williams becoming an investor in Green Light Racing, Graf's team, helping the team to secure sponsorships.

"We have a lot of similar interests, but I think we're able to connect on a different level just because of how driven we both are in our respective fields," Graf said of Williams to the Buffalo News. "He's had some adversity in his path to the NFL, I've had a lot of adversity in my racing career as well. We're kind of able to feed off that with each other and relate with each other on a lot of things that you just aren't able to do with other people, because they just don't get it."

### THE STAMPEDE

#### FAVORITE ATHLETE

#### GROWING UP:

Walter Payton

#### SIGNIFICANCE TO JERSEY

#### NUMBER:

Father wore #35 in high school

#### NICKNAMES:

Bean

#### FAVORITE FOOD:

Potato Salad

#### DREAM SPORTING EVENT

#### TO ATTEND:

The Olympics

#### PREGAME RITUAL:

Listen to Bob Marley or other relaxing music

#### FAVORITE MOVIE:

The Joker

#### BUCKET LIST ITEM:

Travel to Africa

#### HIDDEN TALENT:

Can play piano and drums



### ANTONIO WILLIAMS' NFL REGULAR SEASON RUSHING/RECEIVING STATISTICS

				RUSHING					RECEIVING				
DATE	TEAM	GP	GS	NO.	YDS.	AVG.	LG	TD	NO.	YDS.	AVG.	LG	TD
2020	Bills	1	0	12	63	5.3	18t	2	1	20	20.0	20	0
TOTALS		1	0	12	63	5.3	18T	2	1	20	20.0	20	0

### ANTONIO WILLIAMS' NFL POSTSEASON RUSHING/RECEIVING STATISTICS

				RUSHING					RECEIVING				
DATE	TEAM	GP	GS	NO.	YDS.	AVG.	LG	TD	NO.	YDS.	AVG.	LG	TD
2020	Bills	0	0	0	0	0.0	0	0	0	0	0.0	0	0
TOTALS		0	0	0	0	0.0	0	0	0	0	0.0	0	0



# DARYL WILLIAMS

## OFFENSIVE LINEMAN

# 75

**6-6** **330** **7<sup>TH</sup> YEAR**



**AUGUST 31, 1992 (AGE 28)**



**CORINTH, TX**



**LAKE DALLAS HS**



**OKLAHOMA**



**FREE AGENT: 2020**

### SHOUTOUTS

- Started all 16 regular season games and 3 playoff contests in his first season in Buffalo in 2020.
- Had a clutch fumble recovery in 4th qtr. of Bills Wild Card game win vs. Ind (1/9/21).
- During his 5 seasons with the Panthers (2015-19), started 41 of the 56 games he played.
- Named Second-Team All-Pro in 2017 as he started all 16 games and played in all 1,066 possible snaps in the regular season. Started the Panthers lone playoff game.
- As a rookie in 2015, played in 10 regular season games (2 starts) for the NFC Champion Panthers. Played in all three postseason contests and started in the Super Bowl.
- Started 12 games for the Panthers in 2019 after bouncing back from an injury-riddled 2018 season.
- Was a three-year starter at Oklahoma, playing in 45 games (37 starts). Named a first-team All-Big 12 selection as a senior in 2014.



### FIRST-AND-10

**DARYL WILLIAMS** signed a three-year contract extension with the Bills in 2021 after starting all 16 regular season games at right tackle for Buffalo in 2020. He was a fourth round pick of Carolina in 2015 and spent his first 5 seasons with the Panthers.

### IF YOU HAVEN'T 'HERD'

#### FROM THE COURT TO THE FIELD

"I didn't know anything about football," Williams told the Buffalo News while reminiscing about his high school days. Basketball was his first and only love in sports and, despite attempts by football coaches, it wasn't until the 8th grade when he started playing football. It wasn't until Williams' older brother, Michael, decided to play football. "He was a freshman when I was in seventh grade, and back then, I looked up to my brother," Williams said. "Anything he did, I did."

Michael Young, a longtime football coach at Lake Dallas HS saw a lot of potential in Williams, who was 6-1, 220 at the time. "He had big hips and a big butt, even as a skinny kid," Young said. "He wasn't very heavy, but you could tell he was going to really put on weight ... And just the bigger and stronger that he got, the more confidence he got in football and it was pretty easy. By the time he was a junior, he was already getting offers from several big schools."

### PERSONAL

He and his wife, Amber, have a son, Adonis. Is the son of Lamesa Williams. Has an older brother, Michael, and a younger brother, Timothy. Has two younger sisters, Malesa and Lia. Earned a degree in human relations.

### GAMES PLAYED/ STARTED

2015 (Car, 10/2), 2016 (Car, 13/10), 2017 (Car, 16/16), 2018 (Car, 1/1), 2019 (Car, 16/12), 2020 (Buf, 16/16) ... Totals (72/57). Playoffs: 2015 (Car, 3/1), 2017 (Car, 1/1) 2020 (Buf, 3/3) ... Playoff Totals (7/5).



# DARYL WILLIAMS

## OFFENSIVE LINEMAN

# 75

### IF YOU HAVEN'T 'HERD'



#### DARYL'S NUMBER ONE ROLE MODEL

Williams does not have to look far for his role model in life: his mother Lamesa Williams. A single mother of 5 children beginning at the age of 14, Lamesa still managed to earn three degrees in education. "I remember her being on her laptop a lot," Williams told the Charlotte Observer. "And doing a lot of homework."

"I did not sleep a lot. Coffee was my best friend," Lamesa said. "But I did not let my decisions in life compromise what I had to do for them as a mother. ... I found out with five kids you can't get a corporate job and maintain five kids. So that's why I became a teacher and fell in love with teaching."

"It's crazy," Williams said. "I think she had my brother when she was 14. Being able to take care of him and then the rest of us when we came along, that says a lot by itself. It says a lot about her character."

### THE STAMPEDE

#### FAVORITE TEAM

##### GROWING UP:

Dwayne Wade and the 2006 Miami Heat

##### FAVORITE FOOD:

Fried catfish

##### FAVORITE TV SHOW:

Hey Arnold!

##### FAVORITE MOVIES:

Malcolm X, Black Panther

##### FAVORITE MUSICAL ARTIST:

Kendrick Lamar

##### FAVORITE ICE CREAM

##### FLAVOR:

Cookies and cream

##### FIRST JOB:


Scooped ice cream at an ice cream shop

##### DREAM VACATION SPOT:

Dubai

##### A SKILL YOU WOULD LIKE TO LEARN:

Golf





# DUKE WILLIAMS

## WIDE RECEIVER

# 82

**6-3** **225** **2<sup>nd</sup> YEAR** 

**MAY 13, 1993 (AGE 28)**



**RESERVE, LA**



**EAST ST. JOHN HS**



**AUBURN**



**FREE AGENT: 2019**

## SHOUTOUTS

- Notched his first career 100-yard receiving day vs. NYJ (12/29/19). Hauled in six passes for 108 yards.
- Caught a game-winning 7-yard touchdown pass vs. Ten. (10/6/19). He finished his debut game with 4 receptions for 29 yards.
- In 31 games in the CFL, Williams recorded 134 receptions for 2,294 yards and 15 touchdowns.
- Led the CFL in 2018 with 1,579 receiving yards and tied for the league lead with 11 receiving touchdowns on 88 receptions en route to being named a CFL All-Star. Had a season-high 172 yards and a touchdown against Grey Cup Champions, Calgary (9/8/18). Williams was also named a Shaw CFL Top Performer of the Month for June and July for his performances.
- In his first season in the CFL in 2017, Williams caught 46 passes for 715 yards and four touchdowns.
- Was rated the No. 1 junior college prospect while at Mississippi Gulf Coast Community College after totaling 118 receptions for 2,028 yards and 26 touchdowns before transferring to Auburn.



## FIRST-AND-10

**DUKE WILLIAMS** originally joined the Bills on January 7, 2019 as a reserve/future signing. Before joining the Bills, Williams spent two seasons with the Edmonton Eskimos and spent training camp in 2016 with the St. Louis Rams. Prior to beginning his professional career, he played at Mississippi Gulf Coast CC from 2012-13 and Auburn in 2015.

## IF YOU HAVEN'T 'HERD'

### FAMILY MATTERS

Williams grew up in Louisiana and California in a large family. He is the youngest of eight kids, with the oldest being 17 years older than him. Despite the age difference, he is extremely close with his family. With all eight children in a single household, sometimes times were tough and Williams had to work to stay on a straight path. When asked what the biggest obstacle he had to overcome in his lifetime, he said his childhood.

"Not many people would make it out from where I came from," Williams said. "I had to overcome a lot." Despite outside influences, Williams is pursuing his NFL dream, but remembers his background to remain grounded. He is inspired by his mother, Jamie, who makes sure he understands his wrongs and continues to motivate him.

## PERSONAL

The son of Jamie and Edward Williams, Duke is one of eight children. He earned a junior college degree in Kinesiology. Full name is D'haquille Williams.



# DUKE WILLIAMS

## WIDE RECEIVER

# 82

### THE STAMPEDE

#### FAVORITE MUSICAL ARTIST:

Drake

#### FAVORITE FOOD:

Red beans and rice with smothered chicken

#### PET PEEVE:

People making a lot of noise when others sleep

#### FAVORITE VACATION SPOT:


Los Angeles

#### FAVORITE CEREAL:

Cinnamon Toast Crunch

#### FAVORITE APP:

World Star



#### FAVORITE MOVIE:

Shrek

#### LATE NIGHT SNACK:

Hot Cheetos

#### A SKILL HE'D LIKE TO LEARN:

How to juggle

#### FAVORITE CARTOON:

Bugs Bunny

#### BEST ADVICE:

Stay humble and stay patient

#### FAVORITE TV SHOW:

Wayan Brothers



### DUKE WILLIAMS' NFL REGULAR SEASON RUSHING/RECEIVING STATISTICS

				RECEIVING					RUSHING				
DATE	TEAM	GP	GS	NO.	YDS.	AVG.	LG	TD	NO.	YDS.	AVG.	LG	TD
2016	Rams	0	0	0	0	0.0	0	0	0	0	0.0	0	0
2017	Rams	0	0	0	0	0.0	0	0	0	0	0.0	0	0
2019	Bills	4	3	12	166	13.8	41	1	0	0	0.0	0	0
2020	Bills	1	0	0	0	0.0	0	0	0	0	0.0	0	0
TOTALS		5	3	12	166	13.8	41	1	0	0	0.0	0	0

### DUKE WILLIAMS' NFL POSTSEASON RUSHING/RECEIVING STATISTICS

				RECEIVING					RUSHING				
DATE	TEAM	GP	GS	NO.	YDS.	AVG.	LG	TD	NO.	YDS.	AVG.	LG	TD
2017	Rams	0	0	0	0	0.0	0	0	0	0	0.0	0	0
2019	Bills	1	0	4	49	12.3	20	0	0	0	0.0	0	0
2020	Bills	0	0	0	0	0.0	0	0	0	0	0.0	0	0
TOTALS		1	0	4	49	12.3	20	0	0	0	0.0	0	0

### SINGLE-GAME HIGHS: RECEIVING

#### Receptions

6 vs. New York Jets, Dec 29, 2019

#### Receiving Yards

108 vs. New York Jets, Dec 29, 2019

#### Longest Receptions

41 vs. New York Jets, Dec 29, 2019

#### Receiving TDs

1 at Tennessee Titans, Oct 06, 2019

#### All-Purpose Yards

108 vs. New York Jets, Dec 29, 2019

#### Most TDs

1 at Tennessee Titans, Oct 06, 2019



# JUSTIN ZIMMER

## DEFENSIVE TACKLE

# 61

6-3

300

3<sup>RD</sup> YEAR



OCTOBER 23, 1992 (AGE 28)



GREENVILLE, MI



GREENVILLE HS



FERRIS STATE



FREE AGENT: 2020

### SHOUTOUTS

- Recorded 21 tackles, a sack and three tackles for a loss during the 2020 regular season.
- Clinched the Bills victory over New England (11/1/2020) by forcing a fumble from QB Cam Newton with 37 seconds left.
- Set a career-high with six tackles and a tackle for a loss against Kansas City (10/19/2020).
- Spent the 2017 season in the Canadian Football League as a member of the Montreal Alouettes.
- Played in 42 games with 35 starts during his four years at Ferris State. Totaled 216 tackles, 48.5 tackles for loss, nine forced fumbles and 26 starts.
- Named 2015 Capital One Academic All-America First Team, D2CCA All-America Team, All-Super Region Four First Team Defense and All-GIAC First Team after totaling 81 tackles, 26 tackles for loss, 13 sacks, four forced fumbles, one fumble recovery, five passes defended and one blocked kick.
- Zimmer broke the single season school record for tackles for loss with 26, tied single season school record for sacks with 13 sacks and finished 6th in career sacks on all-time leader list for Ferris State.



### FIRST-AND-10

**JUSTIN ZIMMER** joined the Bills in 2020 after previously spending time on the active roster of both the Browns (2019) and Falcons (2018). He also spent time with the Saints in 2017 after entering the league as an undrafted free agent out of Ferris State with the Bills in 2016. He spent four years at Ferris State.

### IF YOU HAVEN'T 'HERD'

#### THE QUIET ASSASSIN

After spending multiple years bouncing around both the CFL and the NFL, Zimmer has found a home in Buffalo in 2020.

After beginning the season on the practice squad, Zimmer made his impact felt in Week 8 when he forced a fumble from Patriots QB Cam Newton with 37 seconds remaining in the game to secure a 24-21 victory for Buffalo.

His quiet personality and hard working attitude has endeared him to his teammates

"He's a beast. I call him my quiet assassin," Jerry Hughes said to the Buffalo News. "He comes in the building early, he's working hard and he's just flying around trying to make plays. And that's our makeup of the team, guys who want to hit the field, who are hungry, who want to make plays. And for Zim to go out there, every opportunity he's got, he's in the backfield tossing offensive linemen off, taking double teams. He's being that force that we need him to be."

### PERSONAL

The son of Larry and Joyce Zimmer, Justin was a Three-Time Academic All-American while at Ferris State. Lives with his wife, Jordan, and their Great Dane, Sully. Is on the board of the For Goodness Sake foundation in Greenville, Michigan.



# JUSTIN ZIMMER

## DEFENSIVE TACKLE

# 61

### THE STAMPEDE

#### TOP OF BUCKET LIST:

Go see the Great Wall of China

#### FAVORITE MUSIC ARTIST:

Fergie

#### FAVORITE ACTOR:

Denzel Washington

#### FAVORITE FOOD:

Cookie Dough Ice Cream

#### FIRST JOB:

Worked in the maintenance department while at Ferris State



#### FAVORITE MOVIE:

Dinner for Schmucks

#### FAVORITE TV SHOW:

The Office or Breaking Bad

#### SKILL HE WOULD LIKE TO LEARN:

Play an instrument or learn a foreign language

#### PREGAME RITUAL:

Eat breakfast with his wife and go to the facility

#### NICKNAMES:

Zim



### JUSTIN ZIMMER'S NFL REGULAR SEASON DEFENSIVE STATISTICS

				TACKLES								INTERCEPTIONS				FUMBLES				ST				MISC			
DATE	TEAM	GP	GS	TK	S	A	TFL	YDS	SK	YDS	QBH	NO	YDS	LG	TD	PD	FF	FR	YDS	TK	S	A	FF	FR	S	A	
2018	Falcons	1	0	0	0	0	0	0	0.0	0.0	0	0	0	0	0	0	0	0	0	0	0	0	0	0	0	0	
2019	Falcons	0	0	0	0	0	0	0	0.0	0.0	0	0	0	0	0	0	0	0	0	0	0	0	0	0	0	0	
2019	Browns	2	0	5	2	3	1	7	0.0	0.0	0	0	0	0	0	0	0	0	0	0	0	0	0	0	0	0	
2019	TOTAL	2	0	5	2	3	1	7	0.0	0.0	0	0	0	0	0	0	0	0	0	0	0	0	0	0	0	0	
2020	Bills	12	0	21	13	8	3	4	1.0	0.0	7	0	0	0	0	0	1	0	0	0	0	0	0	0	0	0	
TOTALS		15	0	26	15	11	4	11	1.0	0.0	7	0	0	0	0	0	1	0	0	0	0	0	0	0	0	0	

### JUSTIN ZIMMER'S NFL POSTSEASON DEFENSIVE STATISTICS

				TACKLES								INTERCEPTIONS					FUMBLES			ST					MISC		
DATE	TEAM	GP	GS	TK	S	A	TFL	YDS	SK	YDS	QBH	NO	YDS	LG	TD	PD	FF	FR	YDS	TK	S	A	FF	FR	S	A	
2020	Bills	3	0	2	1	1	0	0	0.0	0.0	1	0	0	0	0	0	0	0	0	0	0	0	0	0	0	0	
TOTALS		3	0	2	1	1	0	0	0.0	0.0	1	0	0	0	0	0	0	0	0	0	0	0	0	0	0	0	

### SINGLE-GAME HIGHS: DEFENSIVE

**Total Tackles** 6 vs. Kansas City Chiefs, Oct 19, 2020  
**Sacks** 1.0 at Arizona Cardinals, Nov 15, 2020

**Forced Fumbles** 1 vs. New England Patriots, Nov 01, 2020  
**Tackles For Loss** 1 at New England Patriots, Dec 28, 2020



# STATS



# 2020 STATISTICS

RUSHING	NO.	YDS	AVG	LG	TD
D.Singletary	156	687	4.4	51†	2
Z.Moss	112	481	4.3	31	4
J.Allen	102	421	4.1	24†	8
T.Yeldon	10	70	7.0	34	0
A.Williams	12	63	5.3	18†	2
I.McKenzie	10	9	0.9	14	0
S.Diggs	1	1	1.0	1	0
G.Davis	1	0	0.0	0	0
A.Roberts	1	-3	-3.0	-3	0
M.Barkley	6	-6	-1.0	-1	0
<b>BILLS</b>	<b>411</b>	<b>1723</b>	<b>4.2</b>	<b>51†</b>	<b>16</b>
<b>OPPONENTS</b>	<b>414</b>	<b>1914</b>	<b>4.6</b>	<b>33</b>	<b>21</b>

RECEIVING	NO.	YDS	AVG	LG	TD
S.Diggs	127	1535	12.1	55	8
C.Beasley	82	967	11.8	35	4
D.Singletary	38	269	7.1	34	0
G.Davis	35	599	17.1	56†	7
J.Brown	33	458	13.9	46†	3
I.McKenzie	30	282	9.4	46	5
D.Knox	24	288	12.0	36	3
Z.Moss	14	95	6.8	20	1
T.Kroft	12	119	9.9	38	3
L.Smith	4	35	8.8	27	2
A.Roberts	4	34	8.5	16	0
R.Gilliam	2	16	8.0	15	1
J.Kumerow	1	22	22.0	22†	1
T.Yeldon	1	22	22.0	22†	1
A.Williams	1	20	20.0	20	0
S.Neal	1	13	13.0	13	0
J.Allen	1	12	12.0	12†	1
<b>BILLS</b>	<b>410</b>	<b>4786</b>	<b>11.7</b>	<b>56†</b>	<b>40</b>
<b>OPPONENTS</b>	<b>369</b>	<b>3946</b>	<b>10.7</b>	<b>69†</b>	<b>23</b>

SCORING	Q1	Q2	Q3	Q4	OT	PTS
<b>BILLS</b>	90	175	92	144	0	<b>501</b>
<b>OPPONENTS</b>	49	97	101	128	0	<b>375</b>

PASSING	ATT	CMP	YDS	CMP%	YDS/ATT	TD	TD%	INT	INT%	LG	SACK	LOST	RAT
J.Allen	572	396	4544	69.2%	7.9	37	6.5%	10	1.7%	55	26	159	107.2
M.Barkley	21	11	197	52.4%	9.4	1	4.8%	1	4.8%	56†	1	7	80.8
C.Beasley	1	1	20	100.0%	20.0	1	100.0%	0	0.0%	20†	0	0	158.3
J.Johnson	1	1	13	100.0%	13.0	0	0.0%	0	0.0%	13	0	0	118.8
I.McKenzie	1	1	12	100.0%	12.0	1	100.0%	0	0.0%	12†	0	0	156.3
<b>BILLS</b>	<b>596</b>	<b>410</b>	<b>4786</b>	<b>68.8%</b>	<b>8.0</b>	<b>40</b>	<b>6.7%</b>	<b>11</b>	<b>1.8%</b>	<b>56†</b>	<b>27</b>	<b>166</b>	<b>107.6</b>
<b>OPPONENTS</b>	<b>573</b>	<b>369</b>	<b>3946</b>	<b>64.4%</b>	<b>6.9</b>	<b>23</b>	<b>4.0%</b>	<b>15</b>	<b>2.6%</b>	<b>69†</b>	<b>38</b>	<b>220</b>	<b>86.9</b>

TEAM STATS	BILLS	OPP
<b>Total First Downs</b>	<b>397</b>	<b>351</b>
Rushing	119	125
Passing	240	199
Penalty	38	27
<b>3rd Down: Made/Att</b>	<b>93/187</b>	<b>76/191</b>
<b>3rd Down Pct.</b>	<b>49.7%</b>	<b>39.8%</b>
4th Down: Made/Att	8/10	11/19
4th Down Pct.	80.0%	57.9%
<b>Possession Avg.</b>	<b>31:45</b>	<b>28:15</b>
<b>Total Net Yards</b>	<b>6343</b>	<b>5640</b>
Avg. Per Game	396.4	352.5
Total Plays	1034	1025
Avg. Per Play	6.1	5.5
<b>Net Yards Rushing</b>	<b>1723</b>	<b>1914</b>
Avg. Per Game	107.7	119.6
Total Rushes	411	414
<b>Net Yards Passing</b>	<b>4620</b>	<b>3726</b>
Avg. Per Game	288.8	232.9
Sacked/Yards Lost	27/166	38/220
Gross Yards	4786	3946
Attempts/Completions	596/410	573/369
Completion Pct.	68.8%	64.4%
Had Intercepted	11	15
<b>Punts/Average</b>	<b>41/50.8</b>	<b>63/46.0</b>
<b>Net Punting Avg.</b>	<b>44</b>	<b>39.5</b>
<b>Penalties/Yards</b>	<b>102/941</b>	<b>86/728</b>
<b>Fumbles/Ball Lost</b>	<b>18/11</b>	<b>22/11</b>
<b>Touchdowns</b>	<b>60</b>	<b>44</b>
Rushing	16	21
Passing	40	23
Returns	4	0



# 2020 DEFENSIVE STATS

PLAYER	Tack	Solo	Ast	Sack	Yds	INT	Yds	PD	TFL	QBH	FF	FR	TD
Jordan Poyer	119	86	33	2.0	14	2	14	5	4	4	2	0	0
Tremaine Edmunds	119	77	42	2.0	11	0	0	3	4	3	0	0	0
Taron Johnson	95	72	23	1.0	6	1	51	7	5	3	1	0	1
A.J. Klein	73	52	21	5.0	38	0	0	4	5	9	2	1	0
Micah Hyde	70	47	23	0.0	0	1	33	5	1	0	0	0	0
Tre'Davious White	57	44	13	1.5	8	3	28	11	2	3	1	2	0
Matt Milano	44	36	8	3.5	24	1	0	4	4	9	0	0	0
Levi Wallace	48	34	14	0.0	0	2	0	8	1	1	0	0	0
Ed Oliver	34	24	10	3.0	17	0	0	3	6	6	1	0	0
Josh Norman	24	21	3	0.0	0	1	16	4	2	0	1	2	1
Mario Addison	28	20	8	5.0	24	0	0	4	7	8	0	0	0
Jerry Hughes	29	18	11	4.5	20	1	-3	3	4	10	2	2	1
Trent Murphy	19	15	4	2.0	11	0	0	0	3	6	0	0	0
Quinton Jefferson	23	14	9	3.0	24	0	0	1	3	6	1	1	0
Justin Zimmer	21	13	8	1.0	0	0	0	0	3	7	1	0	0
Dean Marlowe	16	13	3	1.5	9	2	39	3	2	2	0	1	0
Dane Jackson	15	13	2	0.0	0	1	6	5	1	0	0	1	0
Harrison Phillips	17	11	6	0.0	0	0	0	0	0	4	0	1	0
Tyrel Dodson	20	11	9	1.0	5	0	0	2	2	0	0	0	0
A.J. Epenesa	14	11	3	1.0	2	0	0	1	3	4	0	0	0
Tyler Matakevich	13	9	4	0.0	0	0	0	2	0	0	0	0	0
Vernon Butler	18	9	9	0.0	0	0	0	1	5	2	1	0	0
Andre Smith	7	6	1	0.0	0	0	0	0	1	0	1	0	0
Darryl Johnson	6	5	1	1.0	7	0	0	0	3	3	0	0	0
Cam Lewis	7	5	2	0.0	0	0	0	0	0	0	0	0	0
Siran Neal	7	4	3	0.0	0	0	0	1	0	1	0	0	0
Mike Love	2	2	0	0.0	0	0	0	0	1	0	0	0	0
Jaquan Johnson	2	1	1	0.0	0	0	0	0	0	0	0	0	0
Bryan Cox Jr.	1	1	0	0.0	0	0	0	0	0	0	0	0	0
Brandin Bryant	1	1	0	0.0	0	0	0	0	0	0	0	0	0
<b>TOTALS</b>	<b>949</b>	<b>675</b>	<b>274</b>	<b>38.0</b>	<b>220</b>	<b>15</b>	<b>184</b>	<b>77</b>	<b>72</b>	<b>91</b>	<b>14</b>	<b>11</b>	<b>3</b>

SACKS	
Mario Addison	5.0
A.J. Klein	5.0
Jerry Hughes	4.5
Matt Milano	3.5
Quinton Jefferson	3.0
Ed Oliver	3.0
Tremaine Edmunds	2.0
Trent Murphy	2.0
Jordan Poyer	2.0
Dean Marlowe	1.5
Tre'Davious White	1.5
Tyrel Dodson	1.0
A.J. Epenesa	1.0
Darryl Johnson	1.0
Taron Johnson	1.0
Justin Zimmer	1.0
<b>BILLS</b>	<b>38.0</b>
<b>OPPONENTS</b>	<b>27.0</b>

INDIVIDUAL SINGLE-GAME BESTS					
<b>TACKLES (most recent)</b>		14 by A. Klein vs. LAC (11/29)			
<b>TACKLES FOR LOSS</b>		3 by A. Klein vs. LAC (11/29)			
<b>PASSES DEFENSED</b>		3 by L. Wallace vs. PIT (12/13)			
<b>INTERCEPTIONS</b>		2 by D. Marlowe vs. MIA (1/3)			
<b>FORCED FUMBLES (most recent)</b>		1 by A. Smith vs. MIA (1/3)			
<b>FUMBLE RECOVERIES (most recent)</b>		1 by H. Phillips vs. MIA (1/3)			
INTERCEPTIONS	No	Yds	Avg	LG	TD
T.White	3	28	9.3	28	0
D.Marlowe	2	39	19.5	23	0
J.Poyer	2	14	7.0	14	0
L.Wallace	2	0	0.0	0	0
T.Johnson	1	51	51.0	51†	1
M.Hyde	1	33	33.0	33	0
J.Norman	1	16	16.0	16†	1
D.Jackson	1	6	6.0	6	0
M.Milano	1	0	0.0	0	0
J.Hughes	1	-3	-3.0	-3	0
<b>BILLS</b>	<b>15</b>	<b>184</b>	<b>12.3</b>	<b>51†</b>	<b>2</b>
<b>OPPONENTS</b>	<b>11</b>	<b>139</b>	<b>12.6</b>	<b>68</b>	<b>0</b>



# 2020 SPECIAL TEAMS STATS

## SPECIAL TEAMS SNAP COUNTS

Tyler Matakevich	342	77%
Siran Neal	277	62%
Darryl Johnson	257	58%
Jaquan Johnson	248	56%
Andre Smith	215	48%
Dean Marlowe	214	48%
Taiwan Jones	209	47%
Tyler Bass	195	44%
Reggie Gilliam	189	43%
Taron Johnson	165	37%
Jordan Poyer	164	37%
A.J. Klein	147	33%
Tyrel Dodson	138	31%
Reid Ferguson	137	31%
Corey Bojorquez	137	31%
Andre Roberts	132	30%
Jake Kumerow	95	21%
Ryan Bates	93	21%
Tyler Kroft	91	21%
Dion Dawkins	89	20%
Ty Nsekhe	85	19%
Brian Winters	82	18%
A.J. Epenesa	79	18%
Lee Smith	77	17%
Daryl Williams	73	16%
Deon Lacey	70	16%
Tremaine Edmunds	69	16%
Ike Boettger	68	15%
Quinton Jefferson	67	15%
Micah Hyde	65	15%
Mario Addison	64	14%
Trent Murphy	63	14%
Vernon Butler	56	13%
Levi Wallace	42	9%
Dane Jackson	40	9%
Tre'Davious White	37	8%
Dawson Knox	36	8%
Gabriel Davis	32	7%
Darron Lee	31	7%
Josh Norman	30	7%
Cody Ford	27	6%
Harrison Phillips	27	6%
Quinton Spain	22	5%
Jon Feliciano	19	4%
Cameron Lewis	16	4%
Matt Milano	15	3%
Josh Thomas	15	3%
Del'Shawn Phillips	14	3%
Isaiah McKenzie	12	3%
Mike Love	11	2%
Ed Oliver	9	2%
Justin Zimmer	8	2%
Cole Beasley	7	2%
Jerry Hughes	7	2%
Stefon Diggs	5	1%
Daryl Worley	5	1%
Nate Becker	4	1%
Bryan Cox Jr.	3	1%

KICK RETURNS	No.	Yds	Avg	Long	TD
A.Roberts	32	961	30.0	60	0
I.McKenzie	2	32	16.0	27	0
M.Hyde	1	3	3.0	3	0
J.Johnson	1	-1	-1.0	-1	0
<b>BILLS</b>	<b>36</b>	<b>995</b>	<b>27.6</b>	<b>60</b>	<b>0</b>
<b>OPPONENTS</b>	<b>30</b>	<b>537</b>	<b>17.9</b>	<b>35</b>	<b>0</b>

PUNT RETURNS	No.	FC	Yds	Avg	LG	TD
A.Roberts	29	12	286	9.9	38	0
I.McKenzie	1	1	84	84.0	84	1
M.Hyde	1	0	0	0.0	0	0
<b>BILLS</b>	<b>31</b>	<b>13</b>	<b>370</b>	<b>11.9</b>	<b>84</b>	<b>1</b>
<b>OPPONENTS</b>	<b>16</b>	<b>6</b>	<b>138</b>	<b>8.6</b>	<b>40</b>	<b>0</b>

PUNTING	No.	Yds	Avg	Net	TB	IN	LG	BK
C.Bojorquez	41	2082	50.8	44.0	7	18	72	0
<b>BILLS</b>	<b>41</b>	<b>2082</b>	<b>50.8</b>	<b>44.0</b>	<b>7</b>	<b>18</b>	<b>72</b>	<b>0</b>
<b>OPPONENTS</b>	<b>63</b>	<b>2896</b>	<b>46.0</b>	<b>39.5</b>	<b>2</b>	<b>21</b>	<b>64</b>	<b>0</b>

SCORING	PAT	FG	2P	PTS
T. Bass	57/59	28/34	0	141
<b>BILLS</b>	<b>57/59</b>	<b>28/34</b>	<b>0</b>	<b>501</b>
<b>OPPONENTS</b>	<b>32/37</b>	<b>23/25</b>	<b>5</b>	<b>375</b>

FIELD GOALS	1-19	20-29	30-39	40-49	50+
T. Bass	1/1	9/9	6/9	8/9	4/6
<b>BILLS</b>	<b>1/1</b>	<b>9/9</b>	<b>6/9</b>	<b>8/9</b>	<b>4/6</b>
<b>OPPONENTS</b>	<b>0/0</b>	<b>5/5</b>	<b>7/7</b>	<b>9/9</b>	<b>2/4</b>

## GAME-BY-GAME FIELD GOAL ATTEMPTS

**Base:** (38WR, 34WR, 22G, 19G), (39G), (None), (34G), (43G), (48G, 52WR), (45WL, 53G, 48G, 46G, 37G, 37WL, 29G, 40G), (28G), (44G, 61WR, 22G, 31G), (54G, 55G, 58G), (45G, 43G), (37G, 28G), (34G, 23G), (27G, 27G), (22G), (None)  
**OPP:** (31G), (52G, 45G), (53WL, 30G), (54G, 39G, 25G), (None), (37G, 30G), (29G), (43G, 33G), (45G, 44G), (23G, 42G, 21G, 45G), (27G), (45G), (None), (None), (45G), (49G, 32G)

## SPECIAL TEAMS TACKLES

Tyler Matakevich	9
Darryl Johnson	8
Taiwan Jones	6
Dean Marlowe	6
Siran Neal	6
Jordan Poyer	6
Jaquan Johnson	3
Tyrel Dodson	2
Reid Ferguson	2
Reggie Gilliam	2
A.J. Klein	2
Andre Smith	2
Tyler Bass	1
Corey Bojorquez	1
Taron Johnson	1
Deon Lacey	1
Darron Lee	1
Josh Thomas	1

BILLS		FIRST DOWNS				OFFENSE			NET PASSING						NET RUSHING				PEN	
DATE	OPP	T	R	P	PN	PLAYS	YDS	AVG	ATT	CMP	IN	YDS	TD	SK	YDS	ATT	YDS	AVG	TD	NO
9/13	vs. NYJ	31	8	17	6	81	404	5.00	46	33	0	306	2	3	6	32	98	3.10	1	7
9/20	at Mia.	23	7	15	1	59	523	8.90	35	24	0	411	4	1	4	23	112	4.80	0	6
9/27	vs. LAR	23	8	14	1	58	375	6.50	33	24	1	274	4	4	37	21	101	4.80	1	5
10/4	at LV	21	5	14	2	59	337	5.70	34	24	0	274	2	1	14	24	63	2.60	2	5
10/11	at Ten.	23	7	16	0	69	370	5.40	46	29	2	275	2	1	10	22	95	4.30	0	10
10/15	vs. KC	20	8	7	5	50	206	4.10	27	14	1	122	2	0	0	23	84	3.70	0	4
10/25	at NYJ	26	9	16	1	72	422	5.90	43	30	0	296	0	2	11	27	126	4.70	0	11
11/1	vs. NE	22	14	7	1	57	339	5.90	18	11	1	149	0	1	5	38	190	5.00	3	5
11/8	vs. Sea.	27	5	19	3	64	420	6.60	38	31	0	386	3	7	29	19	34	1.80	2	6
11/15	at Arz.	22	5	15	2	68	369	5.40	50	33	2	296	3	0	0	18	73	4.10	0	9
11/29	vs. LAC	23	11	8	4	58	332	5.70	25	19	1	160	2	3	17	30	172	5.70	1	9
12/7	at SF	31	6	22	3	68	449	6.60	40	32	0	368	4	1	7	27	81	3.00	0	4
12/13	vs. Pitt.	21	5	13	3	71	334	4.70	43	24	1	230	2	1	8	27	104	3.90	0	7
12/19	at Den.	29	6	19	4	65	534	8.20	40	28	0	352	2	1	7	24	182	7.60	3	8
12/28	at NE	31	11	19	1	71	474	6.70	40	30	0	344	4	0	0	31	130	4.20	1	3
1/3	vs. Mia.	24	4	19	1	64	455	7.10	38	24	2	377	4	1	11	25	78	3.10	2	3
	Totals:	397	119	240	38	1,034	6,343	6.13	596	410	11	4,620	40	27	166	411	1,723	4.16	16	102

OPPONENTS		FIRST DOWNS				OFFENSE			NET PASSING							NET RUSHING				PEN
DATE	OPP	T	R	P	PN	PLAYS	YDS	AVG	ATT	CMP	IN	YDS	TD	SK	YDS	ATT	YDS	AVG	TD	NO
9/13	vs. NYJ	15	4	8	3	53	254	4.80	35	21	1	202	1	3	13	15	52	3.50	1	9
9/20	at Mia.	28	6	20	2	72	410	5.70	47	31	0	311	2	3	17	22	99	4.50	1	3
9/27	vs. LAR	28	13	15	0	66	478	7.20	32	23	1	311	2	2	10	32	167	5.20	2	3
10/4	at LV	24	7	16	1	69	383	5.60	44	32	0	297	2	2	14	23	86	3.70	0	7
10/11	at Ten.	25	9	14	2	62	334	5.40	28	21	0	195	3	0	0	34	139	4.10	3	6
10/15	vs. KC	27	15	10	2	73	466	6.40	26	21	0	221	2	1	4	46	245	5.30	1	8
10/25	at NYJ	17	9	5	3	51	191	3.70	23	12	2	91	0	6	29	22	100	4.50	1	6
11/1	vs. NE	20	11	8	1	61	349	5.70	25	15	0	161	0	2	13	34	188	5.50	2	5
11/8	vs. Sea.	22	5	15	2	63	419	6.70	41	28	2	362	2	5	28	17	57	3.40	2	4
11/15	at Arz.	26	14	11	1	70	453	6.50	32	22	1	236	1	3	9	35	217	6.20	2	7
11/29	vs. LAC	24	5	16	3	79	367	4.60	52	31	1	291	1	3	25	24	76	3.20	1	5
12/7	at SF	24	5	18	1	60	402	6.70	39	26	2	316	3	0	0	21	86	4.10	0	7
12/13	vs. Pitt.	14	3	10	1	55	224	4.10	37	21	2	177	2	1	10	17	47	2.80	0	3
12/19	at Den.	19	8	10	1	63	255	4.00	32	20	0	115	1	3	17	28	140	5.00	2	7
12/28	at NE	11	6	3	2	48	201	4.20	21	9	0	56	0	3	22	24	145	6.00	1	4
1/3	vs. Mia.	27	5	20	2	80	454	5.70	59	36	3	384	1	1	9	20	70	3.50	2	2
	Totals:	351	125	199	27	1,025	5,640	5.50	573	369	15	3,726	23	38	220	414	1,914	4.41	21	86

BILLS		FIRST DOWNS				OFFENSE			NET PASSING							NET RUSHING				PEN
DATE	OPP	T	R	P	PN	PLAYS	YDS	AVG	ATT	CMP	IN	YDS	TD	SK	YDS	ATT	YDS	AVG	TD	NO
1/9	vs. Ind.	22	5	16	1	58	397	6.80	35	26	0	301	2	2	23	21	96	4.60	1	2
1/16	vs. Bal.	17	1	14	2	55	220	4.00	37	23	0	188	1	2	18	16	32	2.00	0	2
1/24	at KC	24	7	14	3	70	363	5.20	48	28	1	234	2	4	53	18	129	7.20	0	4
	Totals:	63	13	44	6	183	980	5.36	120	77	1	723	5	8	94	55	257	4.60	1	8

OPPONENTS		FIRST DOWNS				OFFENSE			NET PASSING							NET RUSHING				PEN
DATE	OPP	T	R	P	PN	PLAYS	YDS	AVG	ATT	CMP	IN	YDS	TD	SK	YDS	ATT	YDS	AVG	TD	NO
1/9	vs. Ind.	27	10	17	0	76	472	6.20	46	27	0	309	2	0	0	30	163	5.40	1	2
1/16	vs. Bal.	19	11	7	1	73	340	4.70	37	20	1	190	0	4	32	32	150	4.70	0	8
1/24	at KC	27	10	17	0	76	472	6.20	46	27	0	309	2	0	0	30	163	5.40	1	2
	Totals:	46	21	24	1	149	812	5.45	83	47	1	499	2	4	32	62	313	5.05	1	10



# 2020 DRIVE CHART

GAME 1

BILLS				JETS			
RECEIVED	START	DRIVE	RESULT	RECEIVED	START	DRIVE	RESULT
1st - 13:44 (Punt)	BUF 46	6-27, 2:11	FUMBLE	1st - 15:00 (KO)	NYJ 9	3-3, 1:16	PUNT
1st - 9:32 (Punt)	BUF 45	7-55, 3:54	TD	1st - 11:33 (Fumble)	NYJ 19	3-1, 2:01	PUNT
1st - 5:07 (Punt)	BUF 18	6-82, 2:35	TD	1st - 5:38 (KO)	NYJ 25	3-0, 0:31	PUNT
2nd - 14:46 (Punt)	BUF 32	14-68, 7:58	TD	1st - 2:32 (KO)	NYJ 25	5-19, 2:46	PUNT
2nd - 5:48 (INT)	50	11-37, 4:21	FUMBLE	2nd - 6:48 (KO)	NYJ 25	3-4, 1:00	INT
3rd - 15:00 (KO)	BUF 25	3-0, 1:20	PUNT	2nd - 1:27 (Fumble)	NYJ 12	10-75, 1:27	FG
3rd - 10:06 (Punt)	BUF 36	7-44, 4:08	MISS FG	3rd - 13:40 (Punt)	NYJ 22	6-13, 3:34	PUNT
3rd - 5:10 (KO)	BUF 32	8-52, 3:37	MISS FG	3rd - 5:58 (MFG)	NYJ 28	3-72, 0:48	TD
4th - 14:27 (Fumble)	NYJ 38	10-34, 3:49	FG	3rd - 1:33 (MFG)	NYJ 24	4-14, 2:06	FUMBLE
4th - 9:44 (Punt)	BUF 36	11-63, 6:29	FG	4th - 10:38 (KO)	NYJ 25	3-2, 0:54	PUNT
4th - 0:54 (KO)	NYJ 47	2-(-2), 0:54	GAME	4th - 3:15 (KO)	NYJ 14	11-86, 2:21	TD

GAME 2

BILLS				DOLPHINS			
RECEIVED	START	DRIVE	RESULT	RECEIVED	START	DRIVE	RESULT
1st - 15:00 (KO)	BUF 25	4-22, 1:57	PUNT	1st - 13:03 (Punt)	MIA 14	5-20, 2:49	PUNT
1st - 10:14 (Punt)	BUF 3	11-97, 5:19	TD	1st - 4:55 (KO)	MIA 25	10-75, 4:17	TD
1st - 0:38 (KO)	BUF 25	1-38, 0:15	FUMBLE	1st - 0:23 (Fumble)	MIA 37	3-4, 0:45	PUNT
2nd - 14:38 (Punt)	BUF 16	5-84, 2:58	TD	2nd - 11:40 (KO)	MIA 25	6-18, 2:57	PUNT
2nd - 8:43 (Punt)	BUF 6	13-73, 6:13	FG	2nd - 2:30 (KO)	MIA 25	3-(-1), 0:45	PUNT
2nd - 1:45 (Punt)	BUF 19	4-18, 1:12	PUNT	2nd - 0:33 (Punt)	MIA 25	5-41, 0:31	FG
2nd - 0:02 (KO)	---	---	HALF	3rd - 15:00 (KO)	MIA 25	8-48, 3:42	FG
3rd - 11:18 (KO)	BUF 25	5-20, 2:59	PUNT	3rd - 8:19 (Punt)	MIA 14	12-85, 6:17	DOWNS
3rd - 2:02 (Downs)	BUF 1	3-8, 1:38	PUNT	3rd - 0:24 (Punt)	BUF 44	10-44, 5:13	TD
4th - 10:11 (KO)	BUF 25	7-75, 4:16	TD	4th - 5:55 (KO)	MIA 25	3-6, 1:29	PUNT
4th - 4:26 (Punt)	BUF 29	5-71, 1:17	TD	4th - 3:09 (KO)	MIA 25	9-75, 2:20	TD
4th - 0:49 (KO)	50	2-(-2), 0:49	GAME				

GAME 3

BILLS				RAMS			
RECEIVED	START	DRIVE	RESULT	RECEIVED	START	DRIVE	RESULT
1st - 15:00 (KO)	BUF 42	3-1, 1:07	PUNT	1st - 13:53 (Punt)	LAR 13	10-53, 5:46	MISS FG
1st - 8:07 (MFG)	BUF 43	11-57, 6:26	TD	1st - 1:41 (KO)	LAR 25	7-31, 2:42	INT
2nd - 13:59 (INT)	BUF 34	7-66, 3:55	TD	2nd - 10:04 (KO)	LAR 25	13-63, 6:55	FG
2nd - 3:09 (KO)	BUF 25	8-75, 2:31	TD	2nd - 0:38 (KO)	LAR 25	3-4, 0:38	HALF
3rd - 12:21 (Downs)	BUF 48	7-52, 4:16	TD	3rd - 15:00 (KO)	LAR 25	7-27, 2:39	DOWNS
3rd - 4:47 (KO)	BUF 29	2-(-8), 0:34	INT	3rd - 8:05 (KO)	LAR 25	8-75, 3:18	TD
3rd - 2:52 (KO)	BUF 25	3-0, 1:35	PUNT	3rd - 4:13 (INT)	LAR 41	3-59, 1:21	TD
4th - 10:34 (KO)	BUF 25	6-27, 3:09	FUMBLE	3rd - 1:17 (Punt)	LAR 3	10-97, 5:43	TD
4th - 4:30 (KO)	BUF 25	11-75, 4:15	TD	4th - 7:25 (Fumble)	BUF 37	6-37, 2:55	TD
				4th - 0:15 (KO)	LAR 25	1-(-1), 0:15	FUMBLE



# 2020 DRIVE CHART

## GAME 4

BILLS				RAIDERS			
RECEIVED	START	DRIVE	RESULT	RECEIVED	START	DRIVE	RESULT
1st - 15:00 (KO)	BUF 25	8-75, 4:23	TD	1st - 10:37 (KO)	LV 16	12-48, 5:35	FG
1st - 5:02 (KO)	BUF 25	11-75, 5:14	TD	2nd - 14:48 (KO)	LV 25	12-54, 5:10	FG
2nd - 9:38 (KO)	BUF 25	11-59, 5:25	FG	2nd - 4:13 (KO)	LV 25	11-75, 4:00	TD
2nd - 0:13 (KO)	BUF 25	1-(-1), 0:13	HALF	3rd - 15:00 (KO)	LV 25	11-68, 6:24	FG
3rd - 8:36 (KO)	BUF 25	9-29, 3:32	PUNT	3rd - 5:04 (Punt)	LV 20	5-6, 2:41	PUNT
3rd - 2:23 (Punt)	LV 45	6-45, 2:34	TD	4th - 14:49 (KO)	LV 38	5-29, 2:21	FUMBLE
4th - 12:28 (Fumble)	BUF 40	4-60, 1:11	TD	4th - 11:17 (KO)	LV 25	4-9, 1:30	DOWNS
4th - 9:47 (Downs)	LV 34	4-(-8), 2:27	PUNT	4th - 7:20 (Punt)	LV 20	4-40, 1:59	FUMBLE
4th - 5:21 (Fumble)	BUF 40	3-(-5), 1:50	PUNT	4th - 3:31 (Punt)	LV 20	8-80, 2:02	TD
4th - 1:29 (KO)	LV 43	3-8, 1:29	GAME				

## GAME 5

BILLS				TITANS			
RECEIVED	START	DRIVE	RESULT	RECEIVED	START	DRIVE	RESULT
1st - 15:00 (KO)	BUF 20	3-6, 1:31	INT	1st - 13:29 (INT)	BUF 16	2-16, 0:44	TD
1st - 12:45 (KO)	BUF 24	15-76, 6:43	TD	1st - 6:02 (KO)	TEN 19	4-16, 2:09	PUNT
1st - 3:53 (Punt)	BUF 9	3-4, 1:54	PUNT	1st - 1:59 (Punt)	BUF 30	7-30, 3:05	TD
2nd - 13:54 (KO)	BUF 25	10-50, 5:19	FG	2nd - 8:35 (KO)	TEN 25	8-34, 4:40	PUNT
2nd - 3:55 (Punt)	BUF 9	3-1, 1:00	PUNT	2nd - 2:55 (Punt)	TEN 10	12-90, 2:39	TD
2nd - 0:16 (KO)	BUF 25	1-(-1), 0:16	HALF	3rd - 15:00 (KO)	TEN 12	9-44, 5:10	PUNT
3rd - 9:50 (Punt)	BUF 3	14-64, 6:45	INT	3rd - 3:05 (INT)	BUF 12	3-12, 1:16	TD
3rd - 1:49 (KO)	BUF 10	14-90, 6:49	TD	4th - 10:00 (KO)	TEN 25	11-75, 6:03	TD
4th - 3:57 (KO)	---	---	FUMBLE	4th - 3:49 (Fumble)	BUF 18	6-18, 1:50	TD
4th - 1:59 (KO)	BUF 31	7-60, 1:59	GAME				

## GAME 6

BILLS				CHIEFS			
RECEIVED	START	DRIVE	RESULT	RECEIVED	START	DRIVE	RESULT
1st - 15:00 (KO)	BUF 26	3-0, 0:37	PUNT	1st - 14:23 (Punt)	KC 17	8-33, 4:14	PUNT
1st - 10:09 (Punt)	BUF 32	11-38, 4:27	FG	1st - 5:42 (KO)	KC 25	5-75, 2:37	TD
1st - 3:05 (KO)	BUF 25	13-75, 6:43	TD	2nd - 11:22 (KO)	KC 25	12-75, 6:26	TD
2nd - 4:56 (KO)	BUF 25	8-21, 3:49	PUNT	2nd - 1:07 (Punt)	KC 10	5-38, 1:01	FUMBLE
2nd - 0:06 (Fumble)	KC 49	2-15, 0:06	MFG	3rd - 15:00 (KO)	KC 20	8-29, 4:31	PUNT
3rd - 10:29 (Punt)	BUF 13	4-17, 1:24	PUNT	3rd - 9:05 (Punt)	KC 18	13-82, 7:47	TD
3rd - 1:18 (KO)	BUF 25	3-5, 1:51	PUNT	4th - 14:27 (Punt)	KC 6	10-75, 5:20	FG
4th - 9:07 (KO)	BUF 25	6-75, 2:33	TD	4th - 6:34 (KO)	KC 13	12-75, 4:38	FG
4th - 1:56 (KO)	BUF 25	2-(-2), 0:45	INT	4th - 1:11 (INT)	BUF 38	2-(-2), 1:11	GAME



# 2020 DRIVE CHART

GAME 7

BILLS				JETS			
RECEIVED	START	DRIVE	RESULT	RECEIVED	START	DRIVE	RESULT
1st - 8:46 (KO)	BUF 25	7-48, 2:35	MFG	1st - 15:00 (KO)	NYJ 22	11-67, 6:14	FG
2nd - 14:11 (Downs)	BUF 19	9-61, 3:11	FUMBLE	1st - 6:11 (MFG)	NYJ 35	12-46, 7:00	DOWNS
2nd - 7:22 (KO)	BUF 23	10-42, 4:40	FG	2nd - 11:00 (Fumble)	NYJ 20	7-80, 3:38	TD
2nd - 0:40 (INT)	BUF 27	6-43, 0:40	FG	2nd - 2:42 (KO)	NYJ 25	6-21, 2:02	INT
3rd - 15:00 (KO)	NYJ 47	9-19, 4:25	FG	3rd - 10:35 (KO)	NYJ 26	4-12, 1:35	PUNT
3rd - 9:00 (Punt)	BUF 8	14-73, 7:23	FG	3rd - 1:37 (KO)	NYJ 27	3-0, 1:37	PUNT
4th - 15:00 (Punt)	BUF 31	7-50, 2:41	MFG	4th - 12:19 (MFG)	NYJ 27	3-(-6), 1:50	PUNT
4th - 10:29 (Punt)	BUF 43	8-46, 4:28	FG	4th - 6:01 (KO)	NYJ 25	3-3, 0:43	PUNT
4th - 5:18 (Punt)	BUF 41	8-37, 3:22	FG	4th - 1:56 (KO)	NYJ 25	3-(-5), 0:48	INT
4th - 1:08 (INT)	NYJ 9	2-(-2), 1:08	GAME				

GAME 8

BILLS				PATRIOTS			
RECEIVED	START	DRIVE	RESULT	RECEIVED	START	DRIVE	RESULT
1st - 10:39 (Punt)	BUF 22	10-78, 5:10	TD	1st - 15:00 (KO)	NE 25	7-28, 4:21	PUNT
1st - 1:30 (Punt)	BUF 20	4-13, 1:30	PUNT	1st - 5:29 (KO)	NE 25	6-11, 3:59	PUNT
2nd - 10:50 (KO)	BUF 19	5-12, 3:07	PUNT	2nd - 15:00 (Punt)	NE 31	8-44, 4:10	FG
2nd - 5:30 (Punt)	BUF 22	8-37, 3:52	INT	2nd - 7:43 (Punt)	NE 23	3-6, 2:13	PUNT
2nd - 0:08 (KO)	BUF 25	1-(-1), 0:08	HALF	2nd - 1:38 (INT)	BUF 49	7-34, 1:30	FG
3rd - 15:00 (KO)	BUF 25	5-75, 2:51	TD	3rd - 12:09 (KO)	NE 25	8-32, 4:33	PUNT
3rd - 7:36 (Punt)	BUF 8	3-4, 1:44	PUNT	3rd - 5:52 (Punt)	BUF 37	5-37, 2:49	TD
3rd - 3:03 (KO)	NE 45	9-45, 4:51	TD	4th - 13:12 (KO)	NE 28	7-72, 3:36	TD
4th - 9:36 (KO)	BUF 27	10-63, 5:30	FG	4th - 4:06 (KO)	NE 21	12-65, 3:35	FUMBLE
4th - 0:31 (Fumble)	BUF 13	3-(-2), 0:31	GAME				

GAME 9

BILLS				SEAHAWKS			
RECEIVED	START	DRIVE	RESULT	RECEIVED	START	DRIVE	RESULT
1st - 15:00 (KO)	SEA 45	3-45, 1:25	TD	1st - 13:35 (KO)	SEA 25	3-5, 0:49	PUNT
1st - 12:46 (Punt)	BUF 28	10-72, 5:11	TD	1st - 7:35 (KO)	SEA 25	10-70, 5:56	INT
1st - 1:39 (INT)	BUF 20	11-54, 5:17	FG	2nd - 11:22 (KO)	SEA 15	8-85, 4:42	TD
2nd - 6:40 (KO)	BUF 25	5-75, 2:37	TD	2nd - 4:03 (KO)	SEA 25	9-48, 2:56	FG
2nd - 1:07 (KO)	BUF 25	7-33, 1:07	MFG	3rd - 15:00 (KO)	SEA 25	3-(-2), 0:18	FUMBLE
3rd - 14:42 (Fumble)	SEA 23	6-19, 2:47	FG	3rd - 11:55 (KO)	SEA 25	11-75, 5:19	TD
3rd - 6:36 (KO)	BUF 25	3-(-2), 2:12	PUNT	3rd - 4:24 (Punt)	SEA 30	5-44, 2:28	FG
3rd - 1:56 (KO)	BUF 18	9-82, 5:29	TD	4th - 11:27 (KO)	SEA 25	3-(-15), 1:43	INT
4th - 9:44 (INT)	SEA 3	1-3, 0:06	TD	4th - 9:38 (KO)	SEA 25	3-75, 0:48	TD
4th - 8:50 (KO)	BUF 37	3-9, 1:42	PUNT	4th - 7:08 (Punt)	SEA 20	3-(-1), 0:38	FUMBLE
4th - 6:30 (Fumble)	SEA 19	4-6, 2:17	FG	4th - 4:13 (KO)	SEA 25	7-75, 2:22	TD
4th - 1:51 (KO)	50	6-7, 1:51	GAME				



# 2020 DRIVE CHART

GAME 10

BILLS				CARDINALS			
RECEIVED	START	DRIVE	RESULT	RECEIVED	START	DRIVE	RESULT
1st - 9:53 (KO)	BUF 37	7-63, 3:30	TD	1st - 15:00 (KO)	ARZ 20	13-75, 5:07	FG
1st - 4:23 (Punt)	BUF 33	10-31, 5:21	FG	1st - 6:23 (KO)	ARZ 22	3-3, 2:00	PUNT
2nd - 8:45 (KO)	BUF 30	8-33, 3:00	FG	2nd - 14:02 (KO)	ARZ 25	10-51, 5:17	FG
2nd - 1:24 (KO)	BUF 25	7-34, 1:24	FG	2nd - 5:45 (KO)	ARZ 25	16-72, 4:21	FG
3rd - 15:00 (KO)	BUF 10	7-30, 3:25	PUNT	3rd - 11:35 (Punt)	ARZ 20	1-2, 0:08	FUMBLE
3rd - 11:27 (Fumble)	ARZ 37	3-37, 1:35	TD	3rd - 9:52 (KO)	ARZ 25	9-75, 4:08	TD
3rd - 5:44 (KO)	BUF 12	3-6, 1:09	PUNT	3rd - 4:35 (Punt)	BUF 30	4-3, 1:30	FG
3rd - 3:05 (KO)	BUF 25	3-14, 1:52	INT	3rd - 1:13 (INT)	ARZ 44	3-56, 1:05	TD
3rd - 0:08 (KO)	BUF 25	6-5, 3:17	PUNT	4th - 11:51 (Punt)	ARZ 32	5-33, 2:34	INT
4th - 9:17 (INT)	BUF 29	4-8, 2:37	PUNT	4th - 6:40 (Punt)	ARZ 2	3-3, 2:02	PUNT
4th - 4:38 (Punt)	BUF 48	1-0, 0:07	INT	4th - 4:31 (INT)	ARZ 41	3-(-6), 0:56	PUNT
4th - 3:35 (Punt)	BUF 22	12-78, 3:01	TD	4th - 0:34 (KO)	ARZ 45	4-75, 0:32	TD
4th - 0:02 (KO)			GAME				

GAME 11

BILLS				CHARGERS			
RECEIVED	START	DRIVE	RESULT	RECEIVED	START	DRIVE	RESULT
1st - 14:25 (Punt)	BUF 37	4-63, 1:59	TD	1st - 15:00 (KO)	LAC 25	3-0, 0:35	PUNT
1st - 6:31 (KO)	BUF 30	3-5, 2:18	PUNT	1st - 12:26 (KO)	LAC 21	13-79, 5:55	TD
1st - 3:25 (Punt)	BUF 38	3-1, 2:04	PUNT	1st - 4:13 (Punt)	LAC 20	3-2, 0:48	PUNT
2nd - 14:05 (Punt)	BUF 24	7-76, 4:21	TD	1st - 1:21 (Punt)	LAC 15	6-20, 2:16	PUNT
2nd - 7:31 (Punt)	BUF 14	12-60, 5:15	FG	2nd - 9:44 (KO)	LAC 31	5-12, 2:13	PUNT
2nd - 0:12 (Punt)	BUF 20	1-(-1), 0:12	HALF	2nd - 2:16 (KO)	LAC 19	7-33, 2:04	PUNT
3rd - 15:00 (KO)	BUF 43	12-57, 5:58	TD	3rd - 9:02 (KO)	LAC 33	10-67, 4:11	TD
3rd - 4:51 (KO)	BUF 32	4-11, 2:40	PUNT	3rd - 2:11 (Punt)	LAC 20	7-54, 2:18	DOWNS
4th - 14:53 (Downs)	BUF 26	2-19, 0:47	FUMBLE	4th - 14:06 (Fumble)	BUF 46	7-36, 3:50	FG
4th - 10:16 (KO)	BUF 34	2-42, 0:30	FUMBLE	4th - 9:46 (Fumble)	LAC 22	3-(-2), 1:32	PUNT
4th - 8:14 (Punt)	BUF 30	4-8, 2:01	INT	4th - 6:31 (INT)	LAC 44	3-4, 0:56	INT
4th - 5:17 (INT)	BUF 35	6-40, 1:51	FG	4th - 3:26 (KO)	LAC 12	13-87, 3:26	GAME

GAME 12

BILLS				49ERS			
RECEIVED	START	DRIVE	RESULT	RECEIVED	START	DRIVE	RESULT
1st - 15:00 (KO)	BUF 25	11-74, 5:43	DOWNS	1st - 9:17 (Downs)	SF 2	13-97, 7:43	DOWNS
1st - 1:34 (Downs)	BUF 1	1-0, 0:10	FUMBLE	1st - 1:24 (Fumble)	BUF 3	3-3, 0:40	TD
1st - 0:44 (KO)	BUF 23	5-77, 2:42	TD	2nd - 13:02 (KO)	SF 19	4-18, 2:32	PUNT
2nd - 10:30 (Punt)	BUF 31	14-69, 7:49	TD	2nd - 2:41 (KO)	SF 25	5-29, 1:36	PUNT
2nd - 1:05 (Punt)	BUF 10	7-71, 1:05	FG	3rd - 15:00 (KO)	SF 25	8-48, 3:46	FG
3rd - 11:14 (KO)	BUF 25	11-75, 5:26	TD	3rd - 5:48 (KO)	SF 25	2-0, 0:20	INT
3rd - 5:28 (INT)	SF 5	4-(-4), 2:19	FG	3rd - 3:09 (KO)	SF 25	5-75, 2:43	TD
3rd - 0:26 (KO)	BUF 25	10-75, 5:46	TD	4th - 9:50 (KO)	SF 25	8-70, 2:55	INT
4th - 6:55 (INT)	BUF 2	6-19, 3:25	PUNT	4th - 3:30 (Punt)	SF 27	13-73, 2:47	TD
4th - 0:43 (KO)	SF 45	1-(-1), 0:43	GAME				



# 2020 DRIVE CHART

GAME 13

BILLS				STEELERS			
RECEIVED	START	DRIVE	RESULT	RECEIVED	START	DRIVE	RESULT
1st - 14:01 (Punt)	BUF 33	3-1, 1:18	PUNT	1st - 15:00 (KO)	PIT 10	3-5, 0:59	PUNT
1st - 10:33 (Punt)	BUF 31	4-15, 1:11	INT	1st - 12:43 (Punt)	PIT 14	4-15, 2:10	PUNT
1st - 7:44 (Punt)	BUF 32	3-8, 1:29	PUNT	1st - 9:22 (INT)	PIT 27	3-6, 1:38	PUNT
1st - 2:12 (Punt)	BUF 14	5-12, 2:31	PUNT	1st - 6:15 (Punt)	PIT 23	8-32, 4:03	PUNT
2nd - 11:44 (Punt)	BUF 9	5-20, 2:08	FUMBLE	2nd - 14:41 (Punt)	PIT 20	6-39, 2:57	PUNT
2nd - 8:21 (KO)	BUF 24	3-3, 1:44	PUNT	2nd - 9:36 (Fumble)	BUF 30	3-30, 1:15	TD
2nd - 4:56 (Punt)	BUF 26	9-58, 3:14	FG	2nd - 6:37 (Punt)	PIT 27	3-1, 1:41	PUNT
3rd - 15:00 (KO)	BUF 32	8-68, 4:37	TD	2nd - 1:42 (KO)	PIT 25	4-22, 0:50	INT-TD
3rd - 9:07 (KO)	BUF 43	4-57, 2:05	TD	2nd - 0:52 (KO)	PIT 25	2-6, 0:52	HALF
3rd - 5:32 (Punt)	BUF 23	5-19, 3:36	PUNT	3rd - 10:23 (KO)	PIT 25	3-(-9), 1:16	PUNT
4th - 12:18 (KO)	BUF 34	11-61, 4:11	FG	3rd - 7:02 (KO)	PIT 25	3-6, 1:30	PUNT
4th - 7:11 (INT)	BUF 29	13-52, 7:11	GAME	3rd - 1:56 (Punt)	PIT 19	10-81, 4:38	TD
				4th - 8:07 (KO)	PIT 28	3-6, 0:56	INT

GAME 14

BILLS				BRONCOS			
RECEIVED	START	DRIVE	RESULT	RECEIVED	START	DRIVE	RESULT
1st - 10:10 (Miss FG)	BUF 41	13-59, 6:05	TD	1st - 15:00 (KO)	DEN 25	10-42, 4:50	MISS FG
1st - 0:39 (Punt)	BUF 5	11-95, 5:09	TD	1st - 4:05 (KO)	DEN 25	5-25, 3:26	PUNT
2nd - 6:28 (KO)	BUF 24	3-4, 1:11	PUNT	2nd - 10:30 (KO)	DEN 25	3-0, 1:01	PUNT
2nd - 4:15 (Punt)	BUF 41	5-59, 2:26	TD	2nd - 9:29 (Muff)	BUF 35	6-35, 3:01	TD
2nd - 0:05 (KO)			HALF	2nd - 5:17 (Punt)	DEN 5	3-2, 1:02	PUNT
3rd - 15:00 (KO)	DEN 43	7-43, 4:02	TD	2nd - 1:49 (KO)	DEN 25	9-75, 1:44	TD
3rd - 9:03 (Punt)	BUF 32	5-64, 2:06	DOWNS	3rd - 10:58 (KO)	DEN 25	1-(-4), 0:17	FUMBLE-TD
3rd - 5:32 (Punt)	BUF 42	10-49, 4:48	FG	3rd - 10:41 (KO)	DEN 25	3-(-2), 1:38	PUNT
4th - 13:32 (Punt)	BUF 5	12-86, 7:46	FG	3rd - 6:57 (Downs)	DEN 4	3-1, 1:25	PUNT
4th - 1:52 (KO)	BUF 49	1-51, 0:12	TD	3rd - 0:44 (KO)	DEN 25	6-14, 2:12	PUNT
				4th - 5:46 (KO)	DEN 25	12-75, 3:54	TD
				4th - 1:40 (KO)	DEN 25	3-5, 1:40	GAME

GAME 15

BILLS				PATRIOTS			
RECEIVED	START	DRIVE	RESULT	RECEIVED	START	DRIVE	RESULT
1st - 12:44 (KO)	BUF 47	10-49, 6:01	FG	1st - 15:00 (KO)	NE 35	6-38, 2:16	FG
1st - 5:18 (Punt)	BUF 30	12-70, 5:28	TD	1st - 6:43 (KO)	NE 25	3-(-10), 1:25	PUNT
2nd - 10:39 (KO)	BUF 25	10-75, 5:07	TD	2nd - 14:50 (KO)	NE 10	9-90, 4:11	TD
2nd - 4:42 (Punt)	BUF 33	3-67, 0:47	TD	2nd - 5:32 (KO)	NE 21	3-3, 0:50	PUNT
2nd - 0:05 (Punt)	BUF 15	1-(-1), 0:05	HALF	2nd - 3:55 (KO)	NE 11	9-28, 3:50	PUNT
3rd - 15:00 (KO)	BUF 25	8-75, 3:32	TD	3rd - 11:28 (KO)	NE 25	3-8, 1:59	PUNT
3rd - 9:29 (Punt)	BUF 29	3-4, 1:08	PUNT	3rd - 8:21 (Punt)	NE 5	7-48, 2:40	PUNT
3rd - 5:41 (Punt)	BUF 5	10-95, 7:25	TD	4th - 13:16 (KO)	NE 25	3-4, 1:20	PUNT
4th - 11:56 (Punt)	BUF 7	7-32, 4:24	PUNT	4th - 7:32 (Punt)	NE 15	6-12, 1:48	PUNT
4th - 5:44 (Punt)	BUF 17	8-23, 5:44	GAME				



# 2020 DRIVE CHART

GAME 16

BILLS				DOLPHINS			
RECEIVED	START	DRIVE	RESULT	RECEIVED	START	DRIVE	RESULT
1st - 15:00 (KO)	BUF 25	7-12, 4:18	INT	1st - 10:42 (INT)	BUF 41	6-10, 2:35	FG
1st - 8:07 (KO)	BUF 24	5-19, 2:17	PUNT	1st - 5:50 (Punt)	MIA 20	3-9, 1:38	PUNT
1st - 4:12 (Punt)	BUF 39	3-6, 1:32	PUNT	1st - 2:40 (Punt)	MIA 1	3-7, 2:12	PUNT
1st - 0:28 (Punt)	50	7-50, 3:19	TD	2nd - 12:09 (KO)	MIA 25	5-29, 2:26	PUNT
2nd - 9:43 (Punt)	BUF 12	8-88, 2:47	TD	2nd - 6:56 (KO)	MIA 25	3-4, 1:34	PUNT
2nd - 1:44 (KO)	BUF 25	4-75, 0:44	TD	2nd - 5:22 (KO)	MIA 25	9-61, 3:38	FG
2nd - 0:30 (Punt)	BUF 15	1-(-1), 0:30	HALF	2nd - 1:00 (KO)	MIA 25	3-5, 0:30	PUNT
3rd - 11:08 (KO)	BUF 25	7-30, 2:40	PUNT	3rd - 15:00 (KO)	MIA 25	9-75, 3:52	TD
3rd - 5:16 (Downs)	BUF 48	5-20, 1:21	INT	3rd - 8:28 (Punt)	MIA 11	1-0, 0:08	INT-TD
3rd - 1:29 (INT)	BUF 21	5-79, 2:45	TD	3rd - 8:20 (KO)	MIA 25	10-27, 3:04	DOWNS
4th - 13:32 (INT)	MIA 25	3-25, 1:37	TD	3rd - 3:35 (INT)	MIA 19	8-61, 2:26	INT
4th - 8:40 (KO)	BUF 12	3-(-3), 0:36	PUNT	4th - 13:44 (KO)	MIA 25	1-0, 0:12	INT
4th - 6:27 (Fumble)	BUF 44	1-56, 0:09	TD	4th - 11:55 (KO)	MIA 25	9-75, 3:15	TD
4th - 2:47 (KO)	MIA 47	5-9, 2:47	GAME	4th - 8:04 (Punt)	MIA 34	4-22, 1:37	FUMBLE
				4th - 6:18 (KO)	MIA 25	8-75, 3:31	TD

SUPER WILD CARD

BILLS				COLTS			
RECEIVED	START	DRIVE	RESULT	RECEIVED	START	DRIVE	RESULT
1st - 10:38 (Punt)	BUF 3	3-7, 1:30	PUNT	1st - 15:00 (KO)	IND 25	9-35, 4:22	PUNT
1st - 5:29 (KO)	BUF 15	8-85, 3:40	TD	1st - 9:08 (Punt)	IND 36	8-52, 3:39	FG
1st - 0:12 (Punt)	BUF 11	3-7, 1:38	PUNT	1st - 1:49 (KO)	IND 42	4-11, 1:37	PUNT
2nd - 8:07 (KO)	BUF 6	3-9, 1:59	PUNT	2nd - 13:34 (Punt)	IND 35	9-65, 5:27	TD
2nd - 1:46 (Downs)	BUF 4	10-96, 1:32	TD	2nd - 6:08 (Punt)	IND 41	8-55, 4:22	DOWNS
3rd - 15:00 (KO)	BUF 28	9-44, 3:55	FG	2nd - 0:14 (KO)	IND 35	1-(-1), 0:14	HALF
3rd - 3:32 (Miss FG)	BUF 23	9-77, 4:22	TD	3rd - 11:05 (KO)	IND 25	14-60, 7:33	MISS FG
4th - 11:32 (KO)	BUF 25	7-39, 3:24	FG	4th - 14:10 (KO)	IND 25	7-75, 2:38	TD
4th - 6:13 (KO)	BUF 24	8-33, 3:43	PUNT	4th - 8:08 (KO)	IND 24	5-76, 1:55	TD
				4th - 2:30 (Punt)	IND 14	13-39, 2:30	DOWNS

DIVISIONAL ROUND

BILLS				RAVENS			
RECEIVED	START	DRIVE	RESULT	RECEIVED	START	DRIVE	RESULT
1st - 7:36 (Miss FG)	BUF 31	4-17, 1:19	PUNT	1st - 15:00 (KO)	BAL 25	12-52, 7:24	MISS FG
1st - 4:44 (Punt)	BAL 38	5-28, 1:47	FG	1st - 6:17 (Punt)	BAL 10	3-5, 1:33	PUNT
1st - 0:32 (Punt)	BUF 37	7-38, 2:16	MISS FG	1st - 2:57 (KO)	BAL 25	3-1, 2:25	PUNT
2nd - 10:47 (MFG)	BUF 36	5-11, 2:30	PUNT	2nd - 13:16 (MFG)	BAL 33	6-39, 2:29	MISS FG
2nd - 3:07 (Punt)	BUF 18	6-32, 2:04	PUNT	2nd - 8:17 (Punt)	BAL 20	7-22, 5:10	PUNT
2nd - 0:04 (KO)	BUF 25	1-(-1), 0:04	HALF	2nd - 1:03 (Punt)	BAL 27	8-57, 0:59	FG
3rd - 15:00 (KO)	BUF 34	11-66, 5:31	TD	3rd - 9:29 (KO)	BAL 25	15-66, 8:48	INT-TD
4th - 14:14 (Punt)	BUF 24	9-37, 5:09	PUNT	3rd - 0:41 (KO)	BAL 25	3-(-4), 1:27	PUNT
4th - 6:36 (Downs)	BAL 29	4-3, 1:06	MISS FG	4th - 9:05 (Punt)	BAL 10	7-19, 2:29	DOWNS
4th - 2:41 (Downs)	BUF 10	6-10, 2:41	GAME	4th - 5:30 (MFG)	BAL 34	12-56, 2:49	DOWNS



# 2020 DRIVE CHART

AFC CHAMPIONSHIP GAME

BILLS				CHIEFS			
RECEIVED	START	DRIVE	RESULT	RECEIVED	START	DRIVE	RESULT
1st - 15:00 (KO)	BUF 25	10-42, 3:33	FG	1st - 11:27 (KO)	KC 35	3-6, 1:29	PUNT
1st - 9:58 (Punt)	BUF 15	6-26, 3:39	PUNT	1st - 6:14 (KO)	KC 20	14-80, 6:58	TD
1st - 6:19 (Muff Punt)	KC 3	1-3, 0:05	TD	2nd - 12:26 (Punt)	KC 18	5-82, 2:51	TD
2nd - 14:16 (KO)	BUF 25	5-10, 1:50	PUNT	2nd - 8:31 (Punt)	KC 23	9-77, 4:19	TD
2nd - 9:35 (KO)	BUF 25	3-7, 1:04	PUNT	2nd - 0:11 (KO)	KC 31	1-(-1), 0:11	HALF
2nd - 4:12 (KO)	BUF 25	12-73, 4:01	FG	3rd - 15:00 (KO)	KC 25	10-48, 4:12	FG
3rd - 10:48 (KO)	BUF 25	10-67, 4:59	FG	3rd - 5:49 (KO)	KC 25	4-75, 2:20	TD
3rd - 3:29 (KO)	BUF 25	12-55, 5:18	INT	4th - 13:11 (INT)	KC 42	11-58, 5:35	TD
4th - 7:36 (KO)	BUF 25	10-75, 3:28	TD	4th - 3:14 (KO)	BUF 47	8-31, 3:14	GAME
4th - 4:08 (Onside Kick)	KC 49	5-16, 0:54	FG				



# 2020 MISCELLANEOUS STATS

## BILLS WEEKLY NFL RANKINGS

WEEK	OFFENSE			DEFENSE		
	Rush	Pass	Total	Rush	Pass	Total
Week 1 vs. NYJ	21	4	6 <sup>†</sup>	2	8	3
Week 2 at MIA	22	1	3	3	20	5
Week 3 vs. LAR	24	2	4	8	27	21
Week 4 at LV	29	2	4	8	27	20
Week 5 at TEN	28	2	5	12	24	17
Week 6 vs. KC	27	6	15	25	24	23
Week 7 at NYJ	29	6	13	21	15	15
Week 8 vs. NE	19 <sup>†</sup>	10	13	26	11	16
Week 9 vs. SEA	25	7	12	21	15	18
Week 10 at ARI	29	5	10	28	17	20
Week 11 (BYE)	27	4	11	28	17	20
Week 12 vs LAC	21 <sup>†</sup>	7	11	25	18	21
Week 13 at SF	23	3	10	24	20	21
Week 14 vs. PIT	22	3	10	19 <sup>†</sup>	19	20
Week 15 at DEN	21	2	6	20	15	16
Week 16 at NE	19	2	4	20	8	10
Week 17 vs. MIA	20	3	2 <sup>†</sup>	17	13	14

## PENALTY BREAKDOWN

UNIT	BILLS	OPPONENT
Total Penalties	102	86
Offensive	51	31
Defensive	36	47
Special Teams	15	8
Pre-snap/post-whistle	45	46

## REPLAY CHALLENGES

	Challenges	Overturned
BILLS	4	1
OPPONENTS	6	3

## FUMBLES/LOST

Allen 9/6, Roberts 3/2, Knox 2/2, Singletary 1/1, Yeldon 1/0, Hyde 1/0

## LONGEST DRIVES

	BILLS	OPPONENTS
<b>MOST PLAYS</b>	<b>15</b> 10/13 at Ten. Touchdown	<b>16</b> 11/15 at Arz. Field Goal
<b>MOST YARDS</b>	<b>97</b> 9/20 at Mia. Touchdown	<b>97</b> 9/27 vs. LAR Touchdown
<b>MOST TIME</b>	<b>7:58</b> 9/13 vs. NYJ Touchdown	<b>7:47</b> 10/19 vs. KC Touchdown

## LONGEST TOUCHDOWN DRIVES

	BILLS	OPPONENTS
<b>MOST PLAYS</b>	<b>15</b> 10/13 at Ten. Touchdown	<b>13</b> 12/7 at SF Touchdown
<b>MOST YARDS</b>	<b>97</b> 9/20 at Mia. Touchdown	<b>97</b> 9/27 vs. LAR Touchdown
<b>MOST TIME</b>	<b>7:58</b> 9/13 vs. NYJ Touchdown	<b>7:47</b> 10/19 vs. KC Touchdown

## FIRST DOWNS GAINED

Player	Rush	Rec.	Total
Stefon Diggs	0	73	73
Cole Beasley	0	53	53
Devin Singletary	40	8	48
Josh Allen	38	1	39
Zack Moss	30	5	35
Gabriel Davis	0	27	27
John Brown	0	22	22
Isaiah McKenzie	2	17	19
Dawson Knox	0	14	14
Tyler Kroft	0	9	9
T.J. Yeldon	5	1	6
Antonio Williams	4	1	5
Lee Smith	0	3	3
Reggie Gilliam	0	2	2
Andre Roberts	0	2	2
Jake Kumerow	0	1	1
Siran Neal	0	1	1

[illegible]

[illegible]

[illegible]



# 2020 THIRD DOWN

BILLS THIRD-AND...						
Date	Opp.	1-3	4-6	7-9	10+	TOTAL
9/13	vs. NYJ	4-6	0-3	1-3	2-2	7-14
9/20	at Mia.	1-4	2-2	1-2	1-2	5-10
9/27	vs. LAR	2-4	2-2	0-1	1-3	5-10
10/4	at LV	2-4	3-3	1-1	1-5	7-13
10/11	at Ten.	5-6	1-3	4-5	3-3	13-17
10/15	vs. KC	2-3	1-2	1-3	0-1	4-9
10/25	at NYJ	1-3	1-2	1-3	0-3	3-11
11/1	vs. NE	4-4	1-2	0-3	0-2	5-11
11/8	vs. Sea.	3-3	1-4	0-2	1-3	5-12
11/15	at Arz.	1-2	4-5	1-2	0-4	6-13
11/29	vs. LAC	2-4	1-1	1-2	0-2	4-9
12/7	at SF	2-4	2-3	0-1	0-1	4-9
12/13	vs. Pitt.	5-6	0-2	0-1	2-5	7-14
12/19	at Den.	2-2	4-6	3-4	0-1	9-13
12/28	at NE	4-6	0-3	1-2	0-1	5-12
1/3	vs. Mia.	1-1	3-4	0-2	0-3	4-10
	<b>TOTALS</b>	<b>46-68</b>	<b>26-47</b>	<b>15-38</b>	<b>12-41</b>	<b>93-187</b>
	<b>PCT.</b>	<b>67.6%</b>	<b>55.3%</b>	<b>39.5%</b>	<b>29.3%</b>	<b>49.7%</b>
1/9	vs. Ind.	1-4	0-2	1-1	0-2	2-9
1/16	vs. Bal.	2-3	1-3	1-4	0-3	4-13
1/24	at KC	4-7	0-1	0-2	1-4	5-14
	<b>TOTALS</b>	<b>7-14</b>	<b>1-6</b>	<b>2-7</b>	<b>1-9</b>	<b>11-36</b>
	<b>PCT.</b>	<b>50%</b>	<b>16.7%</b>	<b>28.6%</b>	<b>11.1%</b>	<b>30.6%</b>

OPPONENTS THIRD-AND...						
Date	Opp.	1-3	4-6	7-9	10+	TOTAL
9/13	vs. NYJ	1-2	1-2	1-4	1-3	3-10
9/20	at Mia.	4-6	0-1	1-4	0-1	5-12
9/27	vs. LAR	3-3	0-2	2-2	1-3	6-10
10/4	at LV	4-6	2-4	1-3	1-2	8-14
10/11	at Ten.	2-3	3-5	0-1	1-1	6-10
10/15	vs. KC	3-4	2-5	2-3	2-2	9-14
10/25	at NYJ	1-1	0-1	0-1	1-5	2-8
11/1	vs. NE	3-4	1-1	0-2	1-3	5-10
11/8	vs. Sea.	1-5	1-3	1-2	0-2	3-12
11/15	at Arz.	3-5	0-3	1-2	1-3	5-13
11/29	vs. LAC	0-5	1-3	0-3	2-5	3-16
12/7	at SF	3-4	1-4	0-0	2-3	6-11
12/13	vs. Pitt.	0-1	1-6	0-3	0-0	1-10
12/19	at Den.	3-3	2-2	1-5	0-4	6-14
12/28	at NE	3-3	0-2	1-4	0-3	4-12
1/3	vs. Mia.	1-2	1-5	0-3	1-4	3-14
	<b>TOTALS</b>	<b>35-57</b>	<b>16-49</b>	<b>11-42</b>	<b>14-44</b>	<b>76-191</b>
	<b>PCT.</b>	<b>61.4%</b>	<b>32.7%</b>	<b>26.2%</b>	<b>31.8%</b>	<b>41.2%</b>
1/9	vs. Ind.	2-3	5-7	2-4	0-3	9-17
1/16	vs. Bal.	3-5	1-3	0-2	3-7	7-17
1/24	at KC	2-3	2-4	0-0	1-3	6-10
	<b>TOTALS</b>	<b>7-11</b>	<b>8-14</b>	<b>2-6</b>	<b>4-13</b>	<b>22-44</b>
	<b>PCT.</b>	<b>63.6%</b>	<b>57.1%</b>	<b>33.3%</b>	<b>30.8%</b>	<b>50%</b>



# 2020 RED ZONE

## BILLS RED ZONE

Date	Opp.	ATT	TD	FG	PTS	TD%
9/13	vs. NYJ	8	3	2	27	38%
9/20	at Mia.	2	2	0	14	100%
9/27	vs. LAR	5	5	0	35	100%
10/4	at LV	4	3	1	24	75%
10/11	at Ten.	2	2	0	13	100%
10/15	vs. KC	2	2	0	14	100%
10/25	at NYJ	5	0	2	6	0%
11/1	vs. NE	4	3	1	24	75%
11/8	vs. Sea.	7	4	3	37	57.1%
11/15	at Arz.	1	1	0	7	100%
11/29	vs. LAC	3	2	1	17	66.7%
12/7	at SF	5	2	2	20	40%
12/13	vs. Pitt.	5	2	2	20	40%
12/19	at Den.	6	3	2	27	50%
12/28	at NE	5	4	1	31	80%
1/3	vs. Mia.	4	4	0	28	100%
	<b>TOTALS</b>	<b>68</b>	<b>42</b>	<b>17</b>	<b>344</b>	<b>61.8%</b>
1/9	vs. Ind.	2	2	0	14	100%
1/16	vs. Bal.	2	1	1	10	50%
1/24	at KC	5	2	3	22	40%
	<b>TOTALS</b>	<b>9</b>	<b>5</b>	<b>4</b>	<b>46</b>	<b>55.6%</b>

## OPPONENTS RED ZONE

Date	Opp.	ATT	TD	FG	PTS	TD%
9/13	vs. NYJ	2	1	1	10	50%
9/20	at Mia.	5	3	1	25	60%
9/27	vs. LAR	4	3	1	25	75%
10/4	at LV	4	2	2	20	50%
10/11	at Ten.	6	6	0	42	100%
10/15	vs. KC	5	3	2	26	60%
10/25	at NYJ	3	1	1	10	33%
11/1	vs. NE	3	1	1	10	33%
11/8	vs. Sea.	4	3	0	21	75%
11/15	at Arz.	4	2	2	20	50%
11/29	vs. LAC	4	2	1	17	50%
12/7	at SF	5	3	0	21	60%
12/13	vs. Pitt.	2	2	0	15	100%
12/19	at Den.	3	3	0	19	100%
12/28	at NE	1	1	0	6	100%
1/3	vs. Mia.	3	2	1	17	66.7%
	<b>TOTALS</b>	<b>58</b>	<b>38</b>	<b>13</b>	<b>304</b>	<b>65.5%</b>
1/9	vs. Ind.	5	2	1	16	40%
1/16	vs. Bal.	3	0	1	3	0%
1/24	at KC	6	5	0	35	83.3%
	<b>TOTALS</b>	<b>14</b>	<b>7</b>	<b>2</b>	<b>54</b>	<b>50%</b>



# 2020 TURNOVER BREAKDOWN

## BILLS TAKEAWAYS

DATE	OPP.	TURNOVER	YARD LINE	QTR	RESULT
Sep. 13	NYJ	Matt Milano INT (Sam Darnold)	50	2	FUMBLE
		Jerry Hughes FR, Jordan Poyer FF	NYJ-38	4	FG
Sep. 20	at Mia	None			
Sep. 27	LAR	Levi Wallace INT (Jared Goff)	BUF-34	2	TD
		Tre'Davious White FR	LAR-25	4	GAME
Oct. 4	at LV	Josh Norman FR, FF	BUF-40	4	TD
		Quinton Jefferson FR, FF	BUF-40	4	PUNT
Oct. 13	at Ten	None			
Oct. 19	KC	Josh Norman FR, A.J. Klein FF	KC-49	2	MFG
Oct. 25	at NYJ	Dane Jackson INT (Sam Darnold)	BUF-27	2	FG
		Jerry Hughes INT (Sam Darnold)	NYJ-9	4	GAME
Nov. 1	NE	Dean Marlowe FR, Justin Zimmer FF	BUF-13	4	GAME
Nov. 8	SEA	Jordan Poyer INT in end zone (Russell Wilson)	BUF-20	1	FG
		Tre'Davious White FR, Jerry Hughes FF	SEA-23	3	FG
		Tre'Davious White INT (Russell Wilson)	SEA-3	4	TD
		AJ Klein FR, FF	SEA-19	4	FG
Nov. 15	at Arz	Dane Jackson FR, Taron Johnson FF	ARZ-37	3	TD
		Jordan Poyer INT	BUF-29	4	PUNT
Nov. 29	LAC	Tre'Davious White INT (Justin Herbert)	BUF-35	4	FG
Dec. 7	at SF	Micah Hyde INT (Nick Mullens)	SF-5	3	FG
		Tre'Davious White INT (Nick Mullens)	BUF-2	4	PUNT
Dec. 13	PIT	Taron Johnson INT for TD (Ben Roethlisberger)	END ZONE	2	TD
		Levi Wallace INT (Ben Roethlisberger)	BUF-29	4	GAME
Dec. 19	at Den	Jerry Hughes FR for TD, Tre'Davious White FF	END ZONE	3	TD
Dec. 28	at NE	None			
Jan. 3	MIA	Josh Norman INT for TD (Tua Tagovailoa)	END ZONE	3	TD
		Dean Marlowe INT (Tua Tagovailoa)	BUF-21	3	TD
		Dean Marlowe INT (Tua Tagovailoa)	MIA-25	4	TD
		Harrison Phillips FR, Andre Smith FF	BUF-44	4	TD

**TOTALS: 26 takeaways for 90 points**

## BILLS PLAYOFF TAKEAWAYS

DATE	OPP.	TURNOVER	YARD LINE	QTR	RESULT
Jan. 9	IND	None			
Jan. 16	BAL	Taron Johnson INT for TD (Lamar Jackson)	END ZONE	3	TD
Jan. 24	at KC	Taiwan Jones FR (ST)	KC-3	1	TD



# 2020 TURNOVER BREAKDOWN

## BILLS GIVEAWAYS

DATE	OPP.	TURNOVER	YARD LINE	QTR	RESULT
Sep. 13	NYJ	Josh Allen fumble	NYJ-19	1	Punt
		Josh Allen fumble	NYJ-12	2	FG
Sep. 20	at Mia	Dawson Knox fumble	MIA-37	1	Punt
Sep. 27	LAR	Josh Allen INT (John Johnson)	LAR-41	3	TD
		Josh Allen fumble	BUF-37	4	TD
Oct. 4	at LV	NONE			
Oct. 13	at Ten	Josh Allen INT (Malcolm Butler)	BUF-16	1	TD
		Josh Allen INT (Malcolm Butler)	BUF-12	3	TD
		Andre Roberts fumble (special teams)	BUF-18	4	TD
Oct. 19	KC	Josh Allen INT (Daniel Sorensen)	BUF-38	4	GAME
Oct. 25	at NYJ	Josh Allen fumble	NYJ-20	2	TD
Nov. 1	NE	Josh Allen INT (J.C. Jackson)	BUF-49	2	FG
Nov. 8	SEA	NONE			
Nov. 15	at Arz	Josh Allen INT (Patrick Peterson)	ARZ-44	3	TD
		Josh Allen INT (Dre Kirkpatrick)	ARZ-41	4	PUNT
Nov. 29	LAC	Devin Singletary fumble	BUF-46	4	FG
		Josh Allen fumble	LAC-22	4	PUNT
		Josh Allen INT (Michael Davis)	LAC-44	4	INT
Dec. 7	at SF	Josh Allen fumble	BUF-3	1	TD
Dec. 13	PIT	Josh Allen INT (Mike Hilton)	PIT-27	1	PUNT
		Dawson Knox fumble	BUF-30	2	TD
Dec. 19	at Den	Andre Roberts fumble (ST)	BUF-35	2	TD
Dec. 28	at NE	None			
Jan. 3	MIA	Josh Allen INT (Byron Jones)	BUF-41	1	FG
		Matt Barkley INT (Xavien Howard)	MIA-19	3	INT

**TOTALS: 22 giveaways for 82 points**

## BILLS PLAYOFF GIVEAWAYS

DATE	OPP.	TURNOVER	YARD LINE	QTR	RESULT
Jan. 9	IND	None			
Jan. 16	BAL	None			
Jan. 24	at KC	Josh Allen INT (Rashad Fenton)	KC-42	4	TD



# 2020 DRIVE EFFICIENCY

## BILLS GAME-BY-GAME DRIVES

DATE	OPP.	QB	POSS	TD	FG	MFG	PUNT	INT	FUM	SAF	Downs	Clock	PTS	Pts/Poss
Sep. 13	NYJ	Allen	11	3	2	2	1	0	2	0	0	1	27	2.45
Sep. 20	at MIA	Allen	12	4	1	0	4	0	1	0	0	2	31	2.82
Sep. 27	LAR	Allen	9	5	0	0	2	1	1	0	0	0	35	3.89
Oct. 4	at LV	Allen	10	4	1	0	3	0	0	0	0	2	30	3.00
Oct. 13	at TEN	Allen/Barkley	10	2	1	0	2	2	1	0	0	2	16	1.60
Oct. 15	KC	Allen	9	2	1	1	4	1	0	0	0	0	17	1.89
Oct. 25	at NYJ	Allen	10	0	6	2	0	0	1	0	0	1	18	1.80
Nov. 1	NE	Allen	10	3	1	0	3	1	0	0	0	2	24	2.40
Nov. 8	SEA	Allen	12	5	3	1	2	0	0	0	0	1	44	3.67
Nov. 15	at ARZ	Allen	13	3	3	0	4	2	0	0	0	1	30	2.31
Nov. 29	LAC	Allen	12	3	2	0	3	1	2	0	0	1	27	2.25
Dec. 7	at SF	Allen	10	4	2	0	1	0	1	0	1	1	34	3.40
Dec. 13	PIT	Allen	12	2	2	0	5	1	1	0	0	1	20	1.67
Dec. 19	at DEN	Allen/Barkley	10	5	2	0	1	0	1	0	1	1	41	4.10
Dec. 28	at NE	Allen/Barkley	10	5	1	0	2	0	0	0	0	2	38	3.80
Jan. 3	MIA	Allen/Barkley	14	6	0	0	4	2	0	0	0	2	42	3.00
<b>TOTALS</b>			<b>174</b>	<b>56</b>	<b>28</b>	<b>6</b>	<b>41</b>	<b>11</b>	<b>11</b>	<b>0</b>	<b>2</b>	<b>20</b>	<b>474</b>	<b>2.72</b>
Jan. 9	IND	Allen	9	3	2	0	4	0	0	0	0	0	27	3.00
Jan. 16	BAL	Allen	10	1	1	2	4	0	0	0	0	2	10	1.00
Jan. 24	at KC	Allen	10	2	4	0	3	1	0	0	0	0	24	2.40
<b>PLAYOFF TOTALS</b>			<b>29</b>	<b>6</b>	<b>7</b>	<b>2</b>	<b>11</b>	<b>1</b>	<b>0</b>	<b>0</b>	<b>0</b>	<b>2</b>	<b>61</b>	<b>2.10</b>

## OPPONENT GAME-BY-GAME DRIVES

DATE	OPP.	QB	POSS	TD	FG	MFG	PUNT	INT	FUM	SAF	Downs	Clock	PTS	Pts/Poss
Sep. 13	NYJ	Darnold	11	2	1	0	6	1	1	0	0	0	17	1.55
Sep. 20	at MIA	Fitzpatrick	11	3	2	0	5	0	0	0	1	0	28	2.55
Sep. 27	LAR	Goff	10	4	1	1	0	1	1	0	1	1	32	3.20
Oct. 4	at LV	Carr	9	2	3	0	1	0	2	0	1	0	23	2.56
Oct. 13	at TEN	Tannehill	9	6	0	0	3	0	0	0	0	0	42	4.67
Oct. 15	KC	Mahomes	9	3	2	0	2	0	1	0	0	1	26	2.89
Oct. 25	at NYJ	Darnold	9	1	1	0	4	2	0	0	1	0	10	1.11
Nov. 1	NE	Newton	9	2	2	0	4	0	1	0	0	0	21	2.33
Nov. 8	SEA	R. Wilson	11	4	2	0	1	2	2	0	0	0	34	3.09
Nov. 15	at ARZ	Murray	12	3	4	0	3	1	1	0	0	0	32	2.67
Nov. 29	LAC	Herbert	12	2	1	0	6	1	0	0	1	1	17	1.42
Dec. 7	at SF	Mullens	9	3	1	0	2	2	0	0	1	0	24	2.67
Dec. 13	PIT	Roethlisberger	13	2	0	0	8	2	0	0	0	1	15	1.15
Dec. 19	at DEN	Lock	12	3	0	1	6	0	1	0	0	1	19	1.58
Dec. 28	at NE	Newton/Schram	9	1	1	0	7	0	0	0	0	0	9	1.00
Jan. 3	MIA	Tagovailoa	15	3	2	0	5	3	1	0	1	0	26	1.73
<b>TOTALS</b>			<b>170</b>	<b>44</b>	<b>23</b>	<b>2</b>	<b>63</b>	<b>15</b>	<b>11</b>	<b>0</b>	<b>7</b>	<b>5</b>	<b>375</b>	<b>2.21</b>
Jan. 9	IND	Rivers	10	3	1	1	2	0	0	0	2	1	24	2.40
Jan. 16	BAL	Jackson/Hurley	10	0	1	2	4	1	0	0	2	0	3	0.30
Jan. 24	at KC	Mahomes	9	5	1	0	1	0	1	0	0	2	38	4.22
<b>PLAYOFF TOTALS</b>			<b>29</b>	<b>8</b>	<b>3</b>	<b>3</b>	<b>6</b>	<b>1</b>	<b>1</b>	<b>0</b>	<b>4</b>	<b>3</b>	<b>65</b>	<b>2.24</b>



# THE LAST TIME....

BY BILLS	GMS SINCE	DATE/OPPONENT
Last Safety:	22	11/10/2019 at Cle (Tremaine Edmunds sack in EZ)
Last Own FG Blocked:	34	12/09/2018 vs. NYJ (Stephen Hauschka; 49 yds)
Last Missed PAT:	3	12/13/2020 vs. Pit
Last Own PAT Blocked:	25	10/27/2019 vs. Phi
Last 2-pt Conversion:	19	12/8/2019 vs. Bal (Allen to Beasley pass; 1 att since)
Last Opening-Drive TD:	2	12/19/2020 at Den.
Last Turnover on Red-Zone Drive:	4	12/7/2020 at SF (Fumble)
Last Shutout of Opp:	76	10/02/2016 at NE (16-0)
Last Shutout of Opp in 1st Half:	19	11/24/2019 vs. Den (W, 20-3)
Last 40+ Point Game:	0	1/3/2021 vs. Mia (W, 56-26)
Last 50+ Point Game:	0	1/3/2021 vs. Mia (W, 56-26)
Last 300+ Yd Passer:	1	12/28/2020 at NE (Josh Allen; 320)
Last 100+ Yd Rusher:	21	11/24/2019 vs. Den (Devin Singletary; 106)
Last 100+ Yd Receiver:	0	1/3/2021 vs. Mia (Gabriel Davis; 107)
Last Rush of 50+ Yds:	2	12/19/2020 at Den (Devin Singletary; 51 TD)
Last Completion of 50+ yds:	0	1/3/2021 vs. Mia (Matt Barkley to Gabriel Davis; 56 TD)
Last TD Pass of 40+ yds:	0	1/3/2021 vs. Mia (Matt Barkley to Gabriel Davis; 56 TD)
Last TD Rush of 20+ yds:	2	12/19/2020 at Den (Devin Singletary; 51 TD)
Last Fumble Return for TD:	2	12/19/2020 at Den (Jerry Hughes; 21 FR)
Last Blocked FG Return TD:	492	09/30/1990 vs. Den (Cornelius Bennett; 80 yds)
Last Blocked Punt Return TD:	102	11/24/2014 vs. NYJ (Manny Lawson; 0 yds)
Last Interception Return TD:	0	1/3/2021 vs. Mia (Josh Norman; 16 TD)
Last Kickoff Return TD:	26	10/20/2019 vs. Mia (Micah Hyde; 45 yds)
Last Punt Return TD:	0	1/3/2021 vs. Mia (Isaiah McKenzie; 84 TD)
Last Successful Onside Kick:	55	11/02/2017 at NYJ (8 attempts since)
Last 2 Interception+ Game:	0	1/3/2021 vs. Mia (Dean Marlowe; 2)
Last Punt Blocked:	71	11/7/2016 at SEA (Jerry Hughes)
Last 3+ Rushing TD Performance:	74	10/16/2016 vs. SF (LeSean McCoy; 3)
Last 3+ Receiving TD Performance:	1	12/28/2020 at NE (Stefon Diggs; 3)
Last 4+ TD Passing Performance:	1	12/28/2020 at NE (Josh Allen; 4)
Last 3+ Sack Performance:	27	10/6/2019 at TEN (Jordan Phillips; 3.0)



# THE LAST TIME....

BY OPPONENT	GMS SINCE	DATE/OPPONENT
Last Safety:	31	09/08/2019 at NYJ (Brian Poole)
Last Own FG Blocked:	20	11/28/2019 at Dal (Brett Maher; 35 yards)
Last Missed PAT:	1	12/28/2020 at NE (N. Folk)
Last Own PAT Blocked:	130	12/16/2012 vs. Sea
Last 2-pt Conversion:	3	12/13/2020 vs. Pit
Last Opening-Drive TD:	11	10/13/2020 at Ten
Last Turnover on Red-Zone Drive:	0	1/3/2021 vs. Mia (Dean Marlow INT of Tua Tagovailoa)
Last Shutout of Opp:	44	09/30/2018 at GB (0-22)
Last Shutout of Opp in 1st Half:	16	12/29/2019 vs. NYJ (0-3)
Last 40+ Point Game:	11	10/13/2020 at Ten (L, 16-42)
Last 50+ Point Game:	54	11/19/2017 at LAC (L, 24-54)
Last 300+ Yd Passer:	0	1/3/2021 vs. Mia (Tua Tagovailoa; 361)
Last 100+ Yd Rusher:	6	11/15/2020 at Arz. (Kenyan Drake; 100)
Last 100+ Yd Receiver:	0	1/3/2021 vs. Mia (DeVante Parker; 116)
Last Rush of 50+ Yds:	25	10/27/2019 vs. Phi (Miles Sanders; 65)
Last Completion of 50+ yds:	5	11/29/2020 vs. LAC (J. Herbert to Ty. Johnson; 55)
Last TD Pass of 40+ yds:	6	11/15/2020 at Arz. (Murray to Hopkins; 43)
Last TD Rush of 20+ yds:	8	11/1/2020 vs. NE (Damien Harris; 22)
Last Fumble Return for TD:	39	11/04/2018 vs. Chi (Eddie Jackson; 65 yds)
Last Blocked FG Return TD:	784	11/08/1970 vs. Cin (Lemar Parrish; 83 yds)
Last Blocked Punt Return TD:	28	09/29/2019 vs. NE (Matthew Slater; 11 yds)
Last Interception Return TD:	31	09/08/2019 at NYJ (C.J. Mosley; 17 yds)
Last Kickoff Return TD:	22	11/17/2019 at Mia (Jakeem Grant; 101 yds)
Last Punt Return TD:	123	10/03/2013 at Cle (Travis Benjamin; 79 yds)
Last Successful Onside Kick:	22	11/17/2019 at Mia (4 att. since)
Last 2 Interception+ Game:	10	10/13/2020 at Ten (M. Butler; 2)
Last Punt Blocked:	28	09/29/2019 vs. NE (J.C. Jackson)
Last 3+ Rushing TD Performance:	66	12/11/2016 vs. PIT (Le'Veon Bell; 3)
Last 3+ Receiving TD Performance:	318	09/23/2001 at IND (Marvin Harrison; 3)
Last 4+ TD Passing Performance:	41	10/21/2018 at IND (Adrew Luck; 4)
Last 3+ Sack Performance:	5	11/29/2020 vs. LAC (Joey Bosa; 3.0)



# 2020 PLAYOFF STATISTICS

RUSHING	NO.	YDS	AVG	LG	TD
J.Allen	25	145	5.8	18	1
D.Singletary	16	63	3.9	13	0
Z.Moss	7	21	3.0	8	0
T.Yeldon	5	19	3.8	7	0
I.McKenzie	2	9	4.5	5	0
<b>BILLS</b>	<b>55</b>	<b>257</b>	<b>4.7</b>	<b>18</b>	<b>1</b>
<b>OPPONENTS</b>	<b>87</b>	<b>427</b>	<b>4.9</b>	<b>50</b>	<b>3</b>

RECEIVING	NO.	YDS	AVG	LG	TD
S.Diggs	20	311	15.6	36	2
C.Beasley	14	145	10.4	23	0
J.Brown	10	86	8.6	21	0
D.Knox	10	65	6.5	14	2
D.Singletary	8	44	5.5	14	0
G.Davis	4	85	21.3	37	0
T.Yeldon	4	41	10.3	20	0
Z.Moss	4	26	6.5	10	0
I.McKenzie	3	14	4.7	7	1
<b>BILLS</b>	<b>77</b>	<b>817</b>	<b>10.6</b>	<b>37</b>	<b>5</b>
<b>OPPONENTS</b>	<b>76</b>	<b>856</b>	<b>11.3</b>	<b>71</b>	<b>5</b>

SCORING	Q1	Q2	Q3	Q4	OT	PTS
<b>BILLS</b>	19	10	20	19	0	<b>68</b>
<b>OPPONENTS</b>	3	31	10	21	0	<b>65</b>

TEAM STATS	BILLS	OPP
<b>Total First Downs</b>	<b>63</b>	<b>75</b>
Rushing	13	29
Passing	44	43
Penalty	6	3
<b>3rd Down: Made/Att</b>	<b>11/36</b>	<b>22/44</b>
<b>3rd Down Pct.</b>	<b>30.6%</b>	<b>50.0%</b>
4th Down: Made/Att	2/2	3/7
4th Down Pct.	100.0%	42.9%
<b>Possession Avg.</b>	<b>26:20</b>	<b>33:40</b>
<b>Total Net Yards</b>	<b>980</b>	<b>1251</b>
Avg. Per Game	326.7	417.0
Total Plays	183	213
Avg. Per Play	5.4	5.9
<b>Net Yards Rushing</b>	<b>257</b>	<b>427</b>
Avg. Per Game	85.7	142.3
Total Rushes	55	87
<b>Net Yards Passing</b>	<b>723</b>	<b>824</b>
Avg. Per Game	241.0	274.7
Sacked/Yards Lost	8/94	5/32
Gross Yards	817	856
Attempts/Completions	120/77	121/76
Completion Pct.	64.2%	62.8%
Had Intercepted	1	1
<b>Punts/Average</b>	<b>11/43.9</b>	<b>7/40.0</b>
<b>Net Punting Avg.</b>	<b>40.8</b>	<b>38.9</b>
<b>Penalties/Yards</b>	<b>8/56</b>	<b>13/101</b>
<b>Fumbles/Ball Lost</b>	<b>2/0</b>	<b>7/1</b>
<b>Touchdowns</b>	<b>7</b>	<b>8</b>
Rushing	1	3
Passing	5	5
Returns	1	0

PASSING	ATT	CMP	YDS	CMP%	YDS/ATT	TD	TD%	INT	INT%	LG	SACK	LOST	RAT
J.Allen	120	77	817	64.2%	6.8	5	4.2%	1	0.8%	37	8/	94	94.3
<b>BILLS</b>	<b>120</b>	<b>77</b>	<b>817</b>	<b>64.2%</b>	<b>6.8</b>	<b>5</b>	<b>4.2%</b>	<b>1</b>	<b>0.8%</b>	<b>37</b>	<b>8/</b>	<b>94</b>	<b>94.3</b>
<b>OPPONENTS</b>	<b>121</b>	<b>76</b>	<b>856</b>	<b>62.8%</b>	<b>7.1</b>	<b>5</b>	<b>4.1%</b>	<b>1</b>	<b>0.8%</b>	<b>71</b>	<b>5/</b>	<b>32</b>	<b>94.2</b>



# 2020 PLAYOFF MISC. STATS

PLAYER	Tack	Solo	Ast	Sack	Yds	INT	Yds	PD	TFL	QBH	FF	FR	TD
Matt Milano	25	16	9	0.0	0.0	0	0	3	0	1	0	0	0
Tremaine Edmunds	25	14	11	0.0	0.0	0	0	3	0	2	0	0	0
Jordan Poyer	20	16	4	0.0	0.0	0	0	0	1	0	0	0	0
Tre'Davious White	20	14	6	0.0	0.0	0	0	2	1	0	0	0	0
Micah Hyde	17	14	3	0.0	0.0	0	0	3	0	0	0	0	0
Taron Johnson	17	14	3	0.0	0.0	1	101	3	2	0	0	0	1
Levi Wallace	12	8	4	1.0	11.0	0	0	0	2	1	1	0	0
Mario Addison	10	7	3	1.0	8.0	0	0	0	3	1	1	0	0
Harrison Phillips	9	4	5	0.0	0.0	0	0	0	0	1	0	0	0
Ed Oliver	8	5	3	0.0	0.0	0	0	0	1	0	0	0	0
Jerry Hughes	6	5	1	3.0	13.0	0	0	0	3	3	0	0	0
Josh Norman	6	4	2	0.0	0.0	0	0	0	0	0	1	0	0
Quinton Jefferson	5	1	4	0.0	0.0	0	0	0	0	0	0	0	0
A.J. Klein	3	2	1	0.0	0.0	0	0	0	0	0	0	0	0
Vernon Butler	3	2	1	0.0	0.0	0	0	0	0	1	0	0	0
A.J. Epenesa	3	3	0	0.0	0.0	0	0	1	0	1	0	0	0
Justin Zimmer	2	1	1	0.0	0.0	0	0	0	0	1	0	0	0
Trent Murphy	1	1	0	0.0	0.0	0	0	0	1	0	0	0	0
<b>TOTALS</b>	<b>192</b>	<b>131</b>	<b>61</b>	<b>5.0</b>	<b>32.0</b>	<b>1</b>	<b>101</b>	<b>15</b>	<b>14</b>	<b>12</b>	<b>3</b>	<b>0</b>	<b>1</b>

KICK RETURNS	No.	Yds	Avg	Long	TD
A. Roberts	5	95	19.0	29	0
<b>BILLS</b>	<b>5</b>	<b>95</b>	<b>19.0</b>	<b>29</b>	<b>0</b>
<b>OPPONENTS</b>	<b>6</b>	<b>140</b>	<b>23.3</b>	<b>38</b>	<b>0</b>

PUNT RETURNS	No.	FC	Yds	Avg	LG	TD
A. Roberts	2	1	8	4.0	8	0
<b>BILLS</b>	<b>2</b>	<b>1</b>	<b>8</b>	<b>4.0</b>	<b>8</b>	<b>0</b>
<b>OPPONENTS</b>	<b>2</b>	<b>3</b>	<b>14</b>	<b>7.0</b>	<b>14</b>	<b>0</b>

PUNTING	No.	Yds	Avg	Net	TB	IN	LG	BK
C. Bojorquez	11	483	43.9	40.8	1	5	58	0
<b>BILLS</b>	<b>11</b>	<b>483</b>	<b>43.9</b>	<b>40.8</b>	<b>1</b>	<b>5</b>	<b>58</b>	<b>0</b>
<b>OPPONENTS</b>	<b>7</b>	<b>280</b>	<b>40.0</b>	<b>38.9</b>	<b>0</b>	<b>4</b>	<b>55</b>	<b>0</b>

INTERCEPTIONS	No	Yds	Avg	LG	TD
T. Johnson	1	101	101.0	101+	1
<b>BILLS</b>	<b>1</b>	<b>101</b>	<b>101.0</b>	<b>101+</b>	<b>1</b>
<b>OPPONENTS</b>	<b>1</b>	<b>30</b>	<b>30.0</b>	<b>30</b>	<b>0</b>

SPECIAL TEAMS TACKLES	
Jaquan Johnson	3
Darryl Johnson	2
Tyler Bass	1
Reggie Gilliam	1
Taiwan Jones	1
Siran Neal	1
Andre Smith	1

SCORING	PAT	FG	2P	PTS
T. Bass	5/6	7/9	0	26
<b>BILLS</b>	<b>5/6</b>	<b>7/9</b>	<b>0</b>	<b>68</b>
<b>OPPONENTS</b>	<b>6/6</b>	<b>3/6</b>	<b>1</b>	<b>65</b>

FIELD GOALS	1-19	20-29	30-39	40-49	50+
T. Bass	0/0	3/3	0/0	1/3	3/3
<b>BILLS</b>	<b>0/0</b>	<b>3/3</b>	<b>0/0</b>	<b>1/3</b>	<b>3/3</b>
<b>OPPONENTS</b>	<b>0/0</b>	<b>0/0</b>	<b>2/3</b>	<b>1/3</b>	<b>0/0</b>

GAME-BY-GAME FIELD GOAL ATTEMPTS	
<b>Bass:</b> (46G, 54G), (28G, 43WR, 44WL), (51G, 20G, 27G, 51G)	
<b>OPP:</b> (30G, 33RU), (41LU, 46RU, 34G), (45G)	

FIRST DOWNS GAINED			
Player	Rush	Rec.	Total
Stefon Diggs	0	18	18
Josh Allen	7	0	7
Cole Beasley	0	6	6
Dawson Knox	0	6	6
Devon Singletary	3	1	4
Isaiah McKenzie	2	2	4
John Brown	0	4	4
Gabriel Davis	0	4	4
T.J. Yeldon	1	1	2
Zack Moss	0	2	2



# BILLS 27, JETS 17

SUNDAY, SEPTEMBER 13, 2020 - BILLS STADIUM



ALLEN

## TEAM STATISTICS

Bills		Jets
31	First Downs	15
404	Net Yards Gained	254
32/98	Rushes/Yards	15/52
306	Net Yards Passing	202
42/33/0	Att/Comp/INT	35/21/1
3/6	Sacked/Yards Lost	3/13
1/53.0	Punts/Average	6/46.3
2/2	Fumbles/Lost	1/1
7/80	Penalties/Yards	9/95
41:16	Time of Possession	18:44
7-14	3rd Down Efficiency	4-11
2	Turnovers	2

## BILLS INDIVIDUAL STATISTICS



### RUSHING

J. Allen 14-57-1TD, D. Singletary 9-30, Z. Moss 9-11



### RECEIVING

S. Diggs 8-86, J. Brown 6-70-1TD, C. Beasley 4-58, D. Knox 2-26, D. Singletary 5-23, I. McKenzie 3-17, Z. Moss 3-16-1TD, G. Davis 2-16



### PASSING

Josh Allen 33-46-312-2TD-0INT-104.6QBR



### SACKS

T. Dodson 1.0/5, M. Addison 1.0/4, T. Murphy 1.0/4



### FIELD GOALS

T. Bass (38WR, 34WR, 22G, 19G)

## SCORING RECAP

	1st	2nd	3rd	4th	Pts
Buffalo	14	7	0	6	27
New York	0	3	7	7	17

1

- BUF - J. Allen, 2 run (7-55, 3:54)
- BUF - Z. Moss, 4 pass from Allen (6-82, 2:35)

2

- BUF - J. Brown, 17 pass from Allen (14-68, 7:58)
- NYJ - S. Ficken, 31 FG (10-75, 1:27)

3

- NYJ - J. Crowder, 69 pass from Darnold (3-72, 0:48)

4

- BUF - T. Bass, 22 FG (10-34, 3:49)
- BUF - T. Bass, 19 FG (1-63, 6:29)
- NYJ - J. Adams, 2 run (11-86, 2:21)

## NOTABLES

- **QB Josh Allen** tied Dak Prescott (18) for the second-most rush TDs by a QB through his first 3 seasons in NFL history. Only Cam Newton (28) has more.
- **LB Tyrel Dodson** recorded his first career sack in his first career game on only his second defensive snap.
- **WR Stefon Diggs** logged receptions for 88 yards in his Bills' debut. His 8 receptions are a new personal high in a season opener.
- 7 players made their NFL debuts: **K Tyler Bass**, **WR Gabriel Davis**, **RB Zack Moss**, **LB Del'Shawn Phillips**, **DB Cam Lewis**, **LB Tyrel Dodson**, and **TE Reggie Gilliam**.

## JETS INDIVIDUAL STATISTICS



### RUSHING

F. Gore 6-24, L. Bell 6-14, J. Adams 2-8-1TD, S. Darnold 1-6



### RECEIVING

J. Crowder 17-115-1TD, C. Herndon 6-37, L. Bell 2-32, B. Perriman 3-17, J. Adams 2-14, C. Hogan 1-0



### PASSING

Sam Darnold 21-35-215-1TD-1INT-75.3QBR



### SACKS

M. Maye 2.0/6, B. Poole 1.0/0



### FIELD GOALS

S. Ficken (31G)



# BILLS 31, DOLPHINS 28

## SUNDAY, SEPTEMBER 20, 2020 - HARD ROCK STADIUM



**DIGGS**

### TEAM STATISTICS

Bills		Dolphins
23	First Downs	28
524	Net Yards Gained	410
23/111	Rushes/Yards	22/99
413	Net Yards Passing	311
35/24/0	Att/Comp/INT	47/31/0
1/4	Sacked/Yards Lost	3/17
4/41.0	Punts/Average	5/52.4
1/1	Fumbles/Lost	1/0
6/55	Penalties/Yards	3/20
28:55	Time of Possession	31:05
5-10	3rd Down Efficiency	5-12
1	Turnovers	0

### BILLS INDIVIDUAL STATISTICS

#### RUSHING

D. Singletary 10-56, Z. Moss 8-37, J. Allen 4-18, G. Davis 1-0

#### RECEIVING

S. Diggs 8-153-1TD, J. Brown 4-82-1TD, C. Beasley 5-70, I. McKenzie 2-47, D. Knox 1-38, D. Singletary 2-20, G. Davis 1-6, R. Gilliam 1-1

#### PASSING

Josh Allen 24-35-417-4TD-0INT-147.0QBR

#### SACKS

J. Poyer 1.0/9, M. Addison 1.0/8, E. Oliver 1.0/0

#### FIELD GOALS

T. Bass (39G)

### SCORING RECAP

	1st	2nd	3rd	4th	Pts
Buffalo	7	10	0	14	31
Miami	7	3	3	15	28

- 1** • BUF - R. Gilliam, 1 pass from Allen (11-97, 5:19)  
• MIA - D. Parker, 2 pass from Fitzpatrick (10-75, 5:19)

- 2** • BUF - S. Diggs, 22 pass from Allen (5-84, 2:58)  
• BUF - T. Bass, 39 FG (13-73, 6:13)  
• MIA - J. Sanders, 52 FG (5-41, 0:31)

- 3** • MIA - J. Sanders, 45 FG (8-48, 3:42)

- 4** • MIA - J. Howard, 2 run (10-44, 5:13)  
• BUF - G. Davis, 6 pass from Allen (7-75, 4:16)  
• BUF - J. Brown, 46 pass from Allen (5-71, 1:17)  
• MIA - M. Gesicki, 8 pass from Fitzpatrick (9-75, 2:20)

### NOTABLES

- **QB Josh Allen** completed passes of 40+ yards to three different receivers today (Diggs, McKenzie & Brown), becoming the first Bills QB to do so since Jim Kelly in 1995.
- **QB Josh Allen** became the first player in Bills history with 400 passing yards, 4 passing TDs and 0 INTs in a game. His passing yards and passing touchdowns both marked career highs.
- **WR Stefon Diggs** became the first Bill since 2002 (Peerless Price/Eric Moulds) to open a season with 16+ catches in the first two games and the first Bill since Stevie Johnson in 2011 with 8+ receptions in consecutive games.

### DOLPHINS INDIVIDUAL STATISTICS

#### RUSHING

M. Gaskin 7-46, M. Breida 7-37, R. Fitzpatrick 3-12, J. Howard 5-4-1TD

#### RECEIVING

M. Gesicki 8-130-1TD, I. Ford 7-76, D. Parker 5-53-1TD, M. Gaskin 6-36, P. Williams 1-26, A. Shaheen 1-4, J. Grant 1-2, M. Breida 1-2, L. Bowden 1-1

#### PASSING

Ryan Fitzpatrick 31-47-328-2TD-0INT-100.3QBR

#### SACKS

A. Van Ginkel 0.5/2, E. Ogbah 0.5/2

#### FIELD GOALS

J. Sanders (52G, 45G)



# BILLS 35, RAMS 32

## SUNDAY, SEPTEMBER 27, 2020 - BILLS STADIUM



### TEAM STATISTICS

Bills		Rams
23	First Downs	28
375	Net Yards Gained	478
21/101	Rushes/Yards	32/167
274	Net Yards Passing	311
33/24/1	Att/Comp/INT	32/23/1
4/37	Sacked/Yards Lost	2/10
2/58.0	Punts/Average	0/--
1/1	Fumbles/Lost	3/1
5/55	Penalties/Yards	3/30
27:48	Time of Possession	32:12
5-10	3rd Down Efficiency	6-10
2	Turnovers	2

### BILLS INDIVIDUAL STATISTICS

#### RUSHING

D. Singletary 13-71, T. Yeldon 3-18, J. Allen 4-8-1TD, I. McKenzie 1-4

#### RECEIVING

C. Beasley 6-100, G. Davis 4-81, D. Singletary 4-50, S. Diggs 4-49-1TD, T. Kroft 4-24-2TD, I. McKenzie 1-6, L. Smith 1-1-1TD

#### PASSING

Josh Allen 24-33-311-4TD-1INT-128.9QBR

#### SACKS

M. Milano 1.0/8, A. Epenesa 1.0/2

#### FIELD GOALS

None

### SCORING RECAP

	1st	2nd	3rd	4th	Pts
Buffalo	7	14	7	7	35
Los Angeles	0	3	14	15	32

- BUF - L. Smith, 1 pass from Allen (11-57, 6:26)
- BUF - J. Allen, 1 run (7-66, 3:55)  
• LAR - S. Sloman, 30 FG (13-63, 6:55)  
• BUF - T. Kroft, 3 pass from Allen (8-75, 2:31)
- BUF - S. Diggs, 4 pass from Allen (7-52, 4:16)  
• LAR - J. Goff, 1 run (8-75, 3:18)  
• LAR - R. Woods, 25 pass from Goff (3-59, 1:21)
- LAR - C. Kupp, 16 pass from Goff (10-97, 5:43)  
• LAR - D. Henderson, 1 run (6-37, 2:55)  
• BUF - T. Kroft, 3 pass from Allen (11-75, 4:15)

### NOTABLES

- **QB Josh Allen** became the first player in NFL history with 10+ passing TDs and 2+ rushing TDs in the first three weeks of a season.
- **TE Tyler Kroft** scored two touchdowns, including the game winner, tying a career high.
- **QB Josh Allen** has now accounted for 12 touchdowns this season, marking the most in team history by a Bill through the first three games of a season (surpassing Jim Kelly's 10 TDs in 1991).

### RAMS INDIVIDUAL STATISTICS

#### RUSHING

D. Henderson 20-114-1TD, R. Woods 3-30, M. Brown 7-19, J. Goff 2-4-1TD

#### RECEIVING

C. Kupp 9-107-1TD, R. Woods 5-74-1TD, J. Reynolds 4-60, T. Higbee 2-40, G. Everett 2-34, D. Henderson 1-6

#### PASSING

Jared Goff 23-32-321-2TD-1INT-111.6QBR

#### SACKS

A. Donald 2.0/18, M. Fox 1.0/12, L. Floyd 1.0/7

#### FIELD GOALS

S. Sloman (53WL, 30G)



# BILLS 30, RAIDERS 23

## SUNDAY, OCTOBER 4, 2020 - ALLEGiant STADIUM



**NORMAN**

### TEAM STATISTICS

Bills		Raiders
21	First Downs	24
336	Net Yards Gained	383
24/62	Rushes/Yards	23/86
274	Net Yards Passing	297
34/24/0	Att/Comp/INT	44/32/0
1/14	Sacked/Yards Lost	2/14
3/46.3	Punts/Average	1/57.0
0/0	Fumbles/Lost	3/2
5/81	Penalties/Yards	7/66
28:18	Time of Possession	31:42
7-13	3rd Down Efficiency	8-14
0	Turnovers	2

### BILLS INDIVIDUAL STATISTICS

#### RUSHING

D. Singletary 18-55-1TD, I. McKenzie 2-11, J. Allen 3--1-1TD, A. Robers 1--3

#### RECEIVING

S. Diggs 6-115, J. Brown 4-42, C. Beasley 3-32-1TD, G. Davis 1-26-1TD, D. Singletary 5-21, I. McKenzie 1-18, D. Knox 2-16, T. Kroft 1-12, A. Roberts 1-6

#### PASSING

Josh Allen 24-34-288-2TD-0INT-115.8QBR

#### SACKS

D. Johnson 1.0/7, Q. Jefferson 1.0/7

#### FIELD GOALS

T. Bass (34G)

### SCORING RECAP

	1st	2nd	3rd	4th	Pts
Buffalo	7	10	0	13	30
Las Vegas	3	10	3	7	23

- 1** • BUF - G. Davis, 26 pass from Allen (8-75, 4:23)  
• LV - D. Carlson, 54 FG (12-48, 5:35)

- 2** • BUF - C. Beasley, 11 pass from Allen (11-75, 5:14)  
• LV - D. Carlson, 39 FG (12-54, 5:10)  
• BUF - T. Bass, 34 FG (11-59, 5:25)  
• LV - J. Witten, 3 pass from Carr (11-75, 4:00)

- 3** • LV - D. Carlson, 25 FG (11-68, 6:24)

- 4** • BUF - J. Allen, 1 run (kick failed) (6-45, 2:34)  
• BUF - D. Singletary, 2 run (4-60, 1:11)  
• LV - N. Agholor, 7 pass from Carr (8-80, 2:02)

### NOTABLES

- **CB Josh Norman** forced and recovered a game-changing fumble, marking the second time he has done both in a game.
- **WR Stefon Diggs** logged 115 receiving yards, bringing his season total to 403, which tied for the league-lead.
- **The Bills** improved to 4-0 for the first time since 2008.
- **QB Josh Allen** brought his season TD total to 15. Only Peyton Manning (16 - 2013) and Russell Wilson (16 - 2020) have ever tallied more through four games.

### RAIDERS INDIVIDUAL STATISTICS

#### RUSHING

J. Jacobs 15-48, D. Carr 4-20, T. Riddick 2-13, J. Richard 1-6, A. Ingold 1--1

#### RECEIVING

D. Waller 9-88, H. Renfrow 5-57, N. Agholor 4-44-1TD, Z. Jones 4-32, A. Ingold 2-29, J. Jacobs 3-25, J. Witten 2-18-1TD, J. Richard 2-10, F. Moreau 1-8

#### PASSING

Derek Carr 32-44-311-2TD-0INT-107.3QBR

#### SACKS

M. Crosby 1.0/14

#### FIELD GOALS

D. Carlson (54G, 39G, 25G)



# BILLS 16, TITANS 42

TUESDAY, OCTOBER 13, 2020 - NISSAN STADIUM



MCKENZIE

## TEAM STATISTICS

Bills		Titans
23	First Downs	25
370	Net Yards Gained	334
22/95	Rushes/Yards	34/139
275	Net Yards Passing	195
46/29/2	Att/Comp/INT	28/21/0
1/10	Sacked/Yards Lost	0/0
2/64.0	Punts/Average	3/42.7
2/1	Fumbles/Lost	0/0
10/56	Penalties/Yards	6/46
32:24	Time of Possession	27:36
13-17	3rd Down Efficiency	6-10
3	Turnovers	0

## BILLS INDIVIDUAL STATISTICS



### RUSHING

T. Yeldon 7-52, D. Singletary 11-25, J. Allen 4-18



### RECEIVING

S. Diggs 10-106, G. Davis 5-58, C. Beasley 6-53, T. Yeldon 1-22-1TD, A. Roberts 1-16, D. Knox 1-15, D. Singletary 1-8, I. McKenzie 4-7-1TD



### PASSING

Josh Allen 24-41-263-2TD-2INT-77.6QBR  
Matt Barkley 3-5-22-0TD-0INT-70.4QBR



### SACKS

None



### FIELD GOALS

T. Bass (43G)

## SCORING RECAP

	1st	2nd	3rd	4th	Pts
Buffalo	7	3	0	6	16
Tennessee	7	14	7	14	42

1

- TEN - A. Brown, 16 pass (2-16, 0:44)
- BUF - I. McKenzie, 3 pass from Allen (15-76, 6:43)

2

- TEN - D. Henry, 1 run (7-30, 3:05)
- BUF - T. Bass, 43 FG (10-50, 5:19)
- TEN - R. Tannehill, 10 run (12-90, 2:39)

3

- TEN - J. Smith, 4 pass from Tannehill (3-12, 1:16)

4

- BUF - T. Yeldon, 22 pass from Yeldon (pass failed) (14-90, 6:49)
- TEN - D. Henry, 9 run (11-75, 6:03)
- TEN - J. Smith, 7 pass from Tannehill (6-18, 1:50)

## NOTABLES

- P Corey Bojorquez** had a 71-yard punt, the second-longest of his career.
- WR Isaiah McKenzie** scored his first touchdown off the season on a three yard pass from Allen.
- RB TJ Yeldon** scored his first touchdown in a Bills' uniform, grabbing a 22 yard pass from Allen.
- WR Stefon Diggs** had 106 receiving yards, marking the fifth time in his career with consecutive 100-yard performances.

## TITANS INDIVIDUAL STATISTICS



### RUSHING

D. Henry 19-57-2TD, R. Tannehill 4-42-1TD, J. McNichols 9-28, D. Evans 2-12



### RECEIVING

A. Brown 7-82-1TD, J. Smith 5-40-2TD, K. Raymond 2-26, A. Firkser 3-19, C. Hollister 1-12, N. Westbrook 1-7, D. Henry 1-6, J. McNichols 1-3



### PASSING

Ryan Tannehill 21-28-195-3TD-0INT-129.3QBR



### SACKS

H. Landry 1.0/10



### FIELD GOALS

None



# BILLS 17, CHIEFS 26

## MONDAY, OCTOBER 19, 2020 - BILLS STADIUM



### TEAM STATISTICS

Bills		Chiefs
20	First Downs	27
206	Net Yards Gained	466
23/84	Rushes/Yards	46/245
122	Net Yards Passing	221
27/14/1	Att/Comp/INT	26/21/0
0/0	Sacked/Yards Lost	1/4
4/53.3	Punts/Average	2/40.0
0/0	Fumbles/Lost	2/1
4/39	Penalties/Yards	8/68
22:15	Time of Possession	37:45
4-9	3rd Down Efficiency	9-14
1	Turnovers	1

### BILLS INDIVIDUAL STATISTICS

#### RUSHING

J. Allen 8-42, D. Singletary 10-32, Z. Moss 5-10

#### RECEIVING

S. Diggs 6-46-1TD, C. Beasley 4-45-1TD, D. Singletary 1-1, T. Kroft 1-7, G. Davis 1-7, I. McKenzie 1-4

#### PASSING

Josh Allen 14-27-122-2TD-1INT-73.4QBR

#### SACKS

M. Addison 1.0/4

#### FIELD GOALS

T. Bass (48G, 53WR)

### SCORING RECAP

	1st	2nd	3rd	4th	Pts
Kansas City	7	6	7	6	26
Buffalo	3	7	0	7	17

- BUF - T. Bass, 48 FG (11-38, 4:27)
  - KC - T. Kelce, 11 pass from Mahomes (5-75, 2:37)
- BUF - S. Diggs, 4 pass from Allen (13-75, 2:37)
  - KC - T. Kelce, 12 pass from Mahomes (kick failed, 12-75, 6:26)
- KC - D. Williams, 13 run (13-82, 7:47)
- KC - H. Butler, 37 FG (10-75, 5:20)
  - BUF - C. Beasley, 8 pass from Allen (6-75, 2:33)
  - KC - H. Butler, 30 FG (12-75, 4:38)

### NOTABLES

- **WR Stefon Diggs** now has 42 receptions this season, 4th most by a Bill through a season's first 6 games, behind Eric Moulds (45 in 2002), Andre Reed (43 in 1989), and Peerless Price (43 in 2002).
- **LB AJ Klein** forced his first fumble in a Bills' uniform, which was recovered by **CB Josh Norman**.
- **QB Josh Allen** has 16 passing touchdowns this season, a new club record over the first 6 games of a season (previous tie was Joe Ferguson, Jim Kelly and Drew Bledsoe (14)).

### CHIEFS INDIVIDUAL STATISTICS

#### RUSHING

C. Edwards-Helaire 26-161, P. Mahomes 10-36, D. Williams 6-26-1TD, D. Thompson 3-17, T. Hill 1-5

#### RECEIVING

D. Robinson 5-69, T. Kelce 5-65-2TD, B. Pringle 2-46, T. Hill 3-20, D. Williams 1-15, C. Edwards-Helaire 4-8, N. Keizer 1-2

#### PASSING

Patrick Mahomes 21-26-225-2TD-0INT-128.4QBR

#### SACKS

None


#### FIELD GOALS

H. Butler (37G, 30G)



# BILLS 18, JETS 10

SUNDAY, OCTOBER 26, 2020 - METLIFE STADIUM



## TEAM STATISTICS

Bills		Jets
26	First Downs	17
422	Net Yards Gained	190
27/126	Rushes/Yards	22/99
296	Net Yards Passing	190
43/30/0	Att/Comp/INT	23/12/2
2/11	Sacked/Yards Lost	6/29
0/--	Punts/Average	4/42.0
1/1	Fumbles/Lost	1/0
11/106	Penalties/Yards	6/49
34:33	Time of Possession	25:27
3-11	3rd Down Efficiency	2-8
1	Turnovers	2

## BILLS INDIVIDUAL STATISTICS

### RUSHING

J. Allen 11-61, Z. Moss 7-47, D. Singletary 8-29, I. McKenzie 1--11

### RECEIVING

C. Beasley 11-112, T. Kroft 4-64, S. Diggs 6-48, Z. Moss 3-25, D. Singletary 2-18, R. Gilliam 1-15, I. McKenzie 2-14, G. Davis 1-11

### PASSING

Josh Allen 30-43-307-0TD-0INT-90.0QBR

### SACKS

J. Hughes 2.0/5, J. Poyer 1.0/5, T. Murphy 0.5/3.5, A. Epenesa 0.5/3.5, T. White 0.5/4, M. Milano 0.5/4, D. Marlowe 0.5/2, A. Klein 0.5/2

### FIELD GOALS

T. Bass (45WL, 53G, 48G, 46G, 37G, 37WL, 29G, 40G)

## SCORING RECAP

	1st	2nd	3rd	4th	Pts
Buffalo	0	6	6	6	18
New York	3	7	0	0	10

**1** • NYJ - S. Castillo, 29 FG (11-67, 6:14)

**2** • NYJ - L. Perine, 5 run (7-80, 3:38)  
 • BUF - T. Bass, 53 FG (10-42, 4:40)  
 • BUF - T. Bass, 48 FG (6-43, 0:40)

**3** • BUF - T. Bass, 46 FG (9-19, 4:25)  
 • BUF - T. Bass, 37 FG (14-73, 7:23)

**4** • BUF - T. Bass, 29 FG (8-46, 4:28)  
 • BUF - T. Bass, 40 FG (8-37, 3:22)

## NOTABLES

- With 6 field goals, Bills rookie **kicker Tyler Bass** tied a franchise record for most field goals in a game previously set by Steve Christie also at NY Jets on Oct 20, 1996 in a 25-22 win.
- The **Bills defense** only allowed four yards in the second half, the lowest total allowed by the team in a second half since at least 2000.
- WR Cole Beasley** had 11 catches for 112 yards, marking a career high in receptions and tying a career high in receiving yards.
- DE Jerry Hughes** had two sacks and an interception. It was the first INT of his NFL career.

## JETS INDIVIDUAL STATISTICS

### RUSHING

F. Gore 11-60, L. Perine 11-39-1TD

### RECEIVING

D. Mims 4-42, B. Berrios 4-35, B. Perriman 2-27, L. Perine 2-16,

### PASSING

Sam Darnold 12-23-120-0TD-2INT-31.1QBR

### SACKS

T. Basham 1.0/6, Q. Williams 1.0/5

### FIELD GOALS

S. Castillo (29G)



# BILLS 24, PATRIOTS 21

## SUNDAY, NOVEMBER 1, 2020 - BILLS STADIUM



ZIMMER

### TEAM STATISTICS

Bills		Patriots
22	First Downs	20
339	Net Yards Gained	349
38/190	Rushes/Yards	34/188
149	Net Yards Passing	161
18/11/1	Att/Comp/INT	25/15/0
1/5	Sacked/Yards Lost	2/13
3/40.7	Punts/Average	4/43.3
0/0	Fumbles/Lost	1/1
5/30	Penalties/Yards	5/35
29:14	Time of Possession	30:46
5-11	3rd Down Efficiency	5-10
1	Turnovers	1

### BILLS INDIVIDUAL STATISTICS

#### RUSHING

D. Singletary 14-86, Z. Moss 14-8-2TD, J. Allen 10-23-1TD

#### RECEIVING

S. Diggs 6-92, C. Beasley 2-24, J. Brown 1-21, T. Kroft 1-11, D. Singletary 1-6

#### PASSING

Josh Allen 11-18-154-0TD-1INT-65.5QBR

#### SACKS

J. Hughes 1.0/9, Q. Jefferson 1.0/4

#### FIELD GOALS

T. Bass (28G)

### SCORING RECAP

	1st	2nd	3rd	4th	Pts
New England	0	6	8	7	21
Buffalo	7	0	7	10	24

1

- NE - Z. Moss, 8 run (10-78, 5:10)

2

- NE - N. Folk, 43 FG (8-44, 4:10)
- NE - N. Folk, 33 FG (7-34, 1:30)

3

- BUF - Z. Moss, 4 run (5-75, 2:51)
- NE - D. Harris, 22 run (C. Newton-J. Meyers pass) (5-37, 2:49)

4

- BUF - J. Allen, 2 run (9-45, 4:51)
- NE - C. Newton, 2 run (7-7, 5:30)
- BUF - T. Bass, 28 FG (10-63, 5:30)

### NOTABLES

- **RB Devin Singletary and RB Zack Moss** became just the third running back tandem in the NFL this season to each top 80-yards rushing in a game.
- **The Bills** have started the season 4-0 against divisional opponents for the first time since 1991.
- **DE Jerry Hughes** logged a sack, bringing his career total to 49.5 sacks with the Bills, surpassing Kyle Williams (48.5) for the fifth-most sacks in team history.
- **DT Justin Zimmer** forced his first career fumble, the game-winning play.

### PATRIOTS INDIVIDUAL STATISTICS

#### RUSHING

D. Harris 16-102-1TD, C. Newton 9-54-1TD, R. Burkhead 6-26, G. Olszewski 1-6

#### RECEIVING

J. Meyers 6-58, D. Byrd 3-39, J. White 2-35, R. Izzo 2-24, I. Zuber 1-13, R. Burkhead 1-5

#### PASSING

Cam Newton 15-25-174-0TD-0INT-81.1QBR

#### SACKS

J. Bentley 1.0/5

#### FIELD GOALS

N. Folk (43G, 33G)



# BILLS 44, SEAHAWKS 34

## SUNDAY, NOVEMBER 8, 2020 - BILLS STADIUM



ALLEN

### TEAM STATISTICS

Bills		Seahawks
27	First Downs	22
420	Net Yards Gained	419
19/34	Rushes/Yards	17/57
386	Net Yards Passing	362
38/31/0	Att/Comp/INT	41/28/2
7/29	Sacked/Yards Lost	5/28
2/53.5	Punts/Average	1/53.0
0/0	Fumbles/Lost	2/2
6/70	Penalties/Yards	4/13
32:01	Time of Possession	27:59
5-12	3rd Down Efficiency	3-12
0	Turnovers	4

### BILLS INDIVIDUAL STATISTICS

#### RUSHING

Z. Moss 9-18-1TD, J. Allen 7-14-1TD, D. Singletary 2-1, I. McKenzie 1-1

#### RECEIVING

S. Diggs 9-118, J. Brown 8-99, G. Davis 4-70-1TD, C. Beasley 3-39, D. Singletary 3-33, Z. Moss 2-30, I. McKenzie 1-25-1TD, T. Kroft 1-1-1TD

#### PASSING

Josh Allen 31-38-415-3TD-0INT-138.5QBR

#### SACKS

A. Klein 2.0/19, M. Addison 1.0/5, J. Hughes 1.0/2, T. Edmunds 1.0/2

#### FIELD GOALS

T. Bass (44G, 61WR, 22G, 31G)

### SCORING RECAP

	1st	2nd	3rd	4th	Pts
Seahawks	0	10	10	14	34
Buffalo	14	10	3	17	44

- 1**
- BUF - I. McKenzie, 25 pass from Allen (3-45, 1:25)
  - BUF - T. Kroft, 1 pass from Allen (10-72, 5:11)

- 2**
- BUF - T. Bass, 44 FG (11-54, 5:17)
  - SEA - R. Wilson, 1 run (8-85, 4:42)
  - BUF - G. Davis 4 pass from Allen (5-75, 2:37)
  - SEA - J. Myers, 45 FG (9-48, 2:56)

- 3**
- BUF - T. Bass, 22 FG (6-19, 2:47)
  - SEA - D. Dallas, 4 run (11-75, 5:19)
  - SEA - J. Myers, 44 FG (5-44, 2:28)

- 4**
- BUF - Z. Moss, 1 run (9-82, 5:29)
  - BUF - J. Allen, 3 run (1-3, 0:06)
  - SEA - D. Moore, 55 pass from Wilson (3-75, 0:48)
  - BUF - T. Bass, 31 FG (4-6, 2:17)
  - SEA - D. Metcalf, 7 pass from Wilson (7-75, 2:22)

### NOTABLES

- **QB Josh Allen** became the first player in the Super Bowl era to tally multiple games in one season with: 400+ passing yards, 3+ passing touchdowns, 0 INTs and 130+ passer rating.
- **CB Tre'Davious White** and **S Jordan Poyer** each recorded their first interceptions of the season.
- **LB A.J. Klein** logged 2.0 sacks, including a strip sack for a career day.
- **WR Stefon Diggs** had his 4th 100+ yard game of the season.

### SEAHAWKS INDIVIDUAL STATISTICS

#### RUSHING

D. Dallas 7-31-1TD, T. Homer 6-16, R. Wilson 2-5-1TD, A. Collins 2-5

#### RECEIVING

D. Metcalf 7-118-1TD, J. Hollister 5-60, D. Moore 4-71-1TD, T. Lockett 4-40, T. Homer 3-64, G. Olsen 2-13, D. Dallas 2-8, W. Dissly 1-26

#### PASSING

Russell Wilson 28-41-390-2TD-2INT-94.6QBR

#### SACKS

J. Reed 2.5/8.5, J. Adams 1.5/8.5, C. Dunlap 1.0/7, K. Wright 1.0/5, B. Wagner 1.0/0

#### FIELD GOALS

J. Myers (45G, 44G)



# BILLS 30, CARDINALS 32

SUNDAY, NOVEMBER 15, 2020 - STATE FARM STADIUM

BEASLEY



## TEAM STATISTICS

Bills		Cardinals
22	First Downs	26
369	Net Yards Gained	453
18/73	Rushes/Yards	35/217
296	Net Yards Passing	236
50/33/2	Att/Comp/INT	32/22/1
0/0	Sacked/Yards Lost	3/9
4/46.5	Punts/Average	3/44.0
1/0	Fumbles/Lost	1/1
9/69	Penalties/Yards	7/40
30:20	Time of Possession	29:40
6-13	3rd Down Efficiency	5-13
2	Turnovers	2

## BILLS INDIVIDUAL STATISTICS

### RUSHING

J. Allen 7-38, Z/ Moss 7-10, D. Singletary 4-15

### RECEIVING

C. Beasley 11-109-1TD, S. Diggs 10-93-1TD, J. Brown 6-72, D. Knox 2-16, J. Allen 1-12-1TD, I. McKenzie 1-2, Z. Moss 1--3, D. Singletary 1--5

### PASSING

Josh Allen 32-49-284-2TD-2INT-77.3QBR  
Isaiah McKenzie 1-1-12-1TD-0INT-156.2QBR

### SACKS

T. Johnson 1.0/6, A. Klein 1.0/3, J. Zimmer 1.0/0

### FIELD GOALS

T. Bass (54G, 55G, 58G)

## SCORING RECAP

	1st	2nd	3rd	4th	Pts
Buffalo	7	9	7	7	30
Cardinals	3	6	17	6	32

- 1**
  - ARZ - Z. Gonzalez, 23 FG (13-75, 5:07)
  - BUF - J. Allen, 12 pass from McKenzie (7-63, 3:30)
- 2**
  - BUF - T. Bass, 54 FG (10-31, 5:21)
  - ARZ - Z. Gonzalez, 42 FG (10-51, 5:17)
  - BUF - T. Bass, 55 FG (8-33, 3:00)
  - ARZ - Z. Gonzalez, 21 FG (16-72, 4:21)
  - BUF - T. Bass, 58 FG (7-34, 1:24)
- 3**
  - BUF - C. Beasley, 22 pass from Allen (3-37, 1:35)
  - ARZ - K. Murray, 1 run (9-75, 4:08)
  - ARZ - Z. Gonzalez, 45 FG (4-3, 1:30)
  - ARZ - K. Murray, 15 run (3-56, 1:05)
- 4**
  - BUF - S. Diggs, 21 pass from Allen (12-78, 3:01)
  - ARZ - D. Hopkins, 43 pass from Murray (run failed) (4-75, 0:32)

## NOTABLES

- **WR Cole Beasley** logged 11 receptions for 109 yards and a touchdown. Beasley established a personal-best for receiving yards in the first 10 games of a season (642).
- **K Tyler Bass** connected on 54-, 55- and 58-yard field goals, becoming the first kicker in NFL history to make 3+ kicks from 54+ yards in the first half of a game.
- **QB Josh Allen** caught a touchdown, setting a new franchise record for different players to log receiving touchdowns in a season (11).

## CARDINALS INDIVIDUAL STATISTICS

### RUSHING

K. Drake 16-100, K. Murray 11-61-2TD, C. Edmonds 8-56

### RECEIVING

D. Hopkins 7-127-1TD, D. Arnold 4-34, C. Kirk 4-27, C. Edmonds 3-21, L. Fitzgerald 2-13, A. Isabella 1-14, K. Drake 1-9

### PASSING

Kyler Murray 22-32-245-1TD-1INT-88.7QBR

### SACKS

None

### FIELD GOALS

Z. Gonzalez (23G, 42G, 21G, 45G)



# BILLS 27, CHARGERS 17

## SUNDAY, NOVEMBER 29, 2020 - BILLS STADIUM



KLEIN

### TEAM STATISTICS

Bills		Chargers
23	First Downs	24
332	Net Yards Gained	367
30/172	Rushes/Yards	24/76
160	Net Yards Passing	291
25/19/1	Att/Comp/INT	52/31/1
3/17	Sacked/Yards Lost	3/25
3/56.0	Punts/Average	6/47.7
2/2	Fumbles/Lost	2/0
9/85	Penalties/Yards	5/91
29:56	Time of Possession	30:04
4-9	3rd Down Efficiency	3-16
3	Turnovers	1

### BILLS INDIVIDUAL STATISTICS

#### RUSHING

D. Singletary 11-82, Z. Moss 9-59, J. Allen 9-32-1TD, I. McKenzie 1--1

#### RECEIVING

S. Diggs 7-39, G. Davis 3-79-1TD, D. Singletary 3-20, C. Beasley 2-25, Z. Moss 2-9, L. Smith 1-3, D. Knox 1-2-1TD

#### PASSING

Josh Allen 18-24-157-1TD-1INT-88.4QBR  
Cole Beasley 1-1-20-1TD-0INT-158.3QBR

#### SACKS

A. Klein 1.5/14, E. Oliver 1.0/7, J. Hughes 0.5/4

#### FIELD GOALS

T. Bass (45G, 43G)

### SCORING RECAP

	1st	2nd	3rd	4th	Pts
Los Angeles	6	0	8	3	17
Buffalo	7	10	7	3	27

- 1** • BUF - D. Knox, 2 pass from Allen (4-63, 1:59)  
• LAC - K. Allen, 5 pass from Herbert (kick failed) (13-79, 5:55)

- 2** • BUF - G. Davis, 20 pass from Beasley (7-76, 4:21)  
• BUF - T. Bass, 45 FG (12-60, 5:15)

- 3** • BUF - J. Allen, 3 run (12-57, 5:58)  
• LAC - J. Kelley, 1 run (J. Herbert - K. Allen pass) (10-67, 4:11)

- 4** • LAC - M. Badgley, 27 FG (7-36, 3:50)  
• BUF - T. Bass, 43 FG (6-40, 1:51)

### NOTABLES

- **TE Dawson Knox** caught his first TD of the season, becoming the 12th different Bill to catch a touchdown this season, furthering the franchise record already established this season.
- **WR Cole Beasley** threw a 20-yard TD to **WR Gabriel Davis**. It was Beasley's first career completion.
- **LB A.J. Klein** logged 1.5 sacks, extending his sack streak to three games, which is the longest of his career.
- **CB Tre'Davious White** recorded his second interception of the season.

### CHARGERS INDIVIDUAL STATISTICS

#### RUSHING

A. Ekeler 14-44, J. Kelley 7-35-1TD, T> Pope 1--1, J. Herbert 2--2

#### RECEIVING

A. Ekeler 11-85, H. Henry 7-67, K. Allen 4-40-1TD, J. Guyton 3-33, M. Williams 3-26, Ty. Johnson 2-63, T. Pope 1-2

#### PASSING

Justin Herbert 31-52-306-1TD-1INT

#### SACKS

J. Bosa 3.0/17

#### FIELD GOALS

M. Badgley (27G)



# BILLS 34, 49ERS 24

## MONDAY, DECEMBER 8, 2020 - STATE FARM STADIUM



KLEIN

### TEAM STATISTICS

Bills		49ers
31	First Downs	24
449	Net Yards Gained	402
27/81	Rushes/Yards	21/86
368	Net Yards Passing	316
40/32/0	Att/Comp/INT	39/26/2
1/7	Sacked/Yards Lost	0/0
1/68.0	Punts/Average	2/45.0
2/1	Fumbles/Lost	0/0
4/50	Penalties/Yards	7/43
34:58	Time of Possession	25:02
4-9	3rd Down Efficiency	6-11
1	Turnovers	2

### BILLS INDIVIDUAL STATISTICS



#### RUSHING

D. Singletary 18-61, J. Allen 6-11, Z. Moss 3-9



#### RECEIVING

C. Beasley 9-130-1TD, S. Diggs 10-92, G. Davis 3-68-1TD, I. McKenzie 2-31-1TD, D. Knox 4-27-1TD, D. Singletary 3-22, Z. Moss 1-5



#### PASSING

Josh Allen 32-10-375-4TD-0INT-139.1QBR



#### SACKS

None



#### FIELD GOALS

T. Bass (37G, 28G)

### SCORING RECAP

	1st	2nd	3rd	4th	Pts
Buffalo	0	17	10	7	34
San Francisco	7	0	10	7	24

1

- SF - B. Aiyuk, 2 pass from Mullens (3-3, 0:40)

2

- BUF - C. Beasley, 5 pass from Allen (5-77, 2:42)
- BUF - D. Knox, 4 pass from Allen (14-69, 7:49)
- BUF - T. Bass, 37 FG (7-71, 1:05)

3

- SF - R. Gould, 45 FG (8-48, 3:46)
- BUF - I. McKenzie, 23 pass from Allen (11-75, 5:26)
- BUF - T. Bass, 28 FG (4--4, 2:19)
- SF - K. Juszczyk, 6 pass from Mullen (5-75, 2:43)

4

- BUF - G. Davis, 28 pass from Allen (10-75, 5:36)
- SF - J. Reed, 5 pass from Mullens (13-73, 2:47)

### NOTABLES

- **QB Josh Allen** tied a career-high with four passing touchdowns in a game. He now has 33 total touchdowns this season and needs just one more to tie the team record (Jim Kelly, 34-1991). It was also 3rd game this season with 375+ pass yards, 3+ pass TD, and a 130+ passer rating, joining Drew Brees in 2013 as the only players since at least 1950 with 3 such games in a season.
- **WR Cole Beasley** set a single-game career-high with 130 receiving yards.

### 49ERS INDIVIDUAL STATISTICS



#### RUSHING

J. Wilson 7-47, R. Mostert 9-42, K. Juszczyk 2-5, D. Samuel 1-3, T. Coleman 2--1



#### RECEIVING

B. Aiyuk 5-95-1TD, D. Samuel 6-73, K. Bourne 4-35, C. Woerner 2-33, J. Reed 3-32-1TD, R. Dwelley 2-29, J. Wilson 2-12, K. Juszczyk 1-6-1TD, R. Mostert 1-1



#### PASSING

Nick Mullens 26-39-316-3TD-2INT-95.7QBR



#### SACKS

D. Jordan 1.0/7



#### FIELD GOALS

R. Gould (45G)



# BILLS 26, STEELERS 15

## SUNDAY, DECEMBER 13, 2020 - BILLS STADIUM



### TEAM STATISTICS

Steelers		Bills
14	First Downs	21
224	Net Yards Gained	334
17/47	Rushes/Yards	27/104
177	Net Yards Passing	230
37/21/2	Att/Comp/INT	43/24/1
1/10	Sacked/Yards Lost	1/8
8/39.8	Punts/Average	5/45.6
1/0	Fumbles/Lost	3/1
3/55	Penalties/Yards	7/48
24:45	Time of Possession	35:15
1-10	3rd Down Efficiency	7-14
2	Turnovers	2

### BILLS INDIVIDUAL STATISTICS



#### RUSHING

Z. Moss 13-43, D. Singletary 7-32, J. Aleen 6-28, S. Diggs 1-1



#### RECEIVING

S. Diggs 10-130-1TD, C. Beasley 5-41, D. Knox 4-34, G. Davis 3-19-1TD, I. McKenzie 1-12, D. Singletary 1-2



#### PASSING

Josh Allen 24-43-238-2TD-1INT-77.5QBR



#### SACKS

M. Milano 1.0/10



#### FIELD GOALS

T. Bass (34G, 23G)

### SCORING RECAP

	1st	2nd	3rd	4th	Pts
Pittsburgh	0	7	0	8	15
Buffalo	0	9	14	3	26

# 1

- None

# 2

- PIT - J. Washington, 19 pass from Roethlisberger (3-30, 1:15)
- BUF - T. Bass, 34 FG (9-58, 3:14)
- BUF - T. Johnson, 51 INT return (kick failed)

# 3

- BUF - S. Diggs, 19 pass from Allen (8-68, 4:37)
- BUF - G. Davis, 13 pass from Allen (4-57, 2:05)

# 4

- PIT - J. Smith-Schuster, 3 pass from Roethlisberger (Roethlisberger-Ebron pass)(10-81, 4:38)
- BUF - T. Bass, 23 FG (11-61, 4:11)

### NOTABLES

- **CB Taron Johnson** picked off Steelers QB Ben Roethlisberger, returning it 51-yards for a touchdown. It was the Bills first defensive touchdown since 2017 vs. NE (12/24).
- By defeating the Steelers 26-15 and starting 10-3, **the Bills** retained sole possession of the AFC East this late into a season for the first time since 1995.
- **QB Josh Allen** brought his touchdown count to 35 on the season, breaking the single-season TD record set by QB Jim Kelly (34) in 1991.

### STEELERS INDIVIDUAL STATISTICS



#### RUSHING

J. Conner 10-18, J. Samuels 4-15, B. Snell 3-14



#### RECEIVING

J. Smith-Schuster 6-55-1TD, D. Johnson 4-40, E. Ebron 2-30, J. Washington 3-29-1TD, J. Samuels 3-18, C. Claypool 3-15



#### PASSING

Ben Roethlisberger 21-37-187-2TD-2INT-65.9QBR



#### SACKS

T. Alualu 1.0/8



#### FIELD GOALS

None



# BILLS 48, BRONCOS 19

SAT., DEC. 19, 2020 - EMPOWER FIELD @ MILE HIGH



HUGHES

## TEAM STATISTICS

Bills		Broncos
29	First Downs	19
534	Net Yards Gained	255
24/182	Rushes/Yards	28/140
352	Net Yards Passing	115
40/28/0	Att/Comp/INT	32/20/0
1/7	Sacked/Yards Lost	3/17
1/63.0	Punts/Average	6/48.5
2/1	Fumbles/Lost	2/1
8/75	Penalties/Yards	7/33
33:50	Time of Possession	26:10
9-13	3rd Down Efficiency	6-14
1	Turnovers	1

## BILLS INDIVIDUAL STATISTICS

### RUSHING

Z. Moss 13-81, D. Singletary 8-68-1TD, J. Allen 3-33-2TD

### RECEIVING

S. Diggs 11-147, C. Beasley 8-112, D. Knox 2-36-1TD, J. Kumerow 1-22-1TD, G. Davis 2-18, D. Singletary 3-16, I. McKenzie 1-8

### PASSING

Josh Allen 28-40-359-2TD-0INT-114.5QBR

### SACKS

E. Oliver 1.0/10, T. White 1.0/4, M. Addison 1.0/3

### FIELD GOALS

T. Bass (27G, 27G)

## SCORING RECAP

	1st	2nd	3rd	4th	Pts
Buffalo	7	14	17	10	48
Denver	0	13	0	6	19

1

- BUF - D. Knox, 9 pass from Allen (13-59, 6:05)

2

- BUF - J. Allen 24 run (11-95, 5:09)
- DEN - M. Gordon, 10 run (6-35, 3:01)
- BUF - J. Kumerow, 22 pass from Allen (5-59, 2:26)
- DEN - N. Fant, 6 pass from Lock (kick failed) (9-75, 1:44)

3

- BUF - J. Allen, 1 run (7-43, 4:02)
- BUF - J. Hughes, 21 fumble return
- BUF - T. Bass, 27 FG (10-49, 4:48)

4

- BUF - T. Bass, 27 FG (12-86, 7:46)
- DEN - M. Gordon, 8 run (kick failed) (12-75, 3:54)
- BUF - D. Singletary, 51 run (1-51, 0:12)

## NOTABLES

- The Bills won the AFC East for the 1st time since 1995 and started 11-3 for the 1st time since 1991.
- DE Jerry Hughes returned a fumble forced by CB Tre'Davious White 21 yards for a touchdown. It marked Hughes' second career touchdown and first since 2014. The Bills also had defensive touchdowns in consecutive games for the first time since 2016.
- QB Josh Allen became the first QB in NFL history to tally three straight seasons with 7+ rushing touchdowns.

## BRONCOS INDIVIDUAL STATISTICS

### RUSHING

M. Gordon 11-61-2TD, P. Lindsay 11-38, D. Lock 5-37, R. Freeman 1-4

### RECEIVING

N. Fant 8-68-1TD, M. Gordon 4-20, J. Jeudy 1-19, T. Patrick 3-14, P. Lindsay 3-7, K. Hamler 1-4

### PASSING

Drew Lock 20-32-132-1TD-0INT-81.8QBR

### SACKS

J. Attaochu 1.0/7

### FIELD GOALS

T. Russolino (51WR)



# BILLS 38, PATRIOTS 9

MONDAY, DECEMBER 28, 2020 - GILLETTE STADIUM



DIGGS

## TEAM STATISTICS

Bills		Patriots
31	First Downs	11
474	Net Yards Gained	201
31/130	Rushes/Yards	24/145
344	Net Yards Passing	56
40/30/0	Att/Comp/INT	21/9/0
0/0	Sacked/Yards Lost	3/22
2/56.5	Punts/Average	7/51.7
1/0	Fumbles/Lost	0/0
3/27	Penalties/Yards	4/25
39:41	Time of Possession	20:19
5-12	3rd Down Efficiency	4-12
0	Turnovers	0

## BILLS INDIVIDUAL STATISTICS



### RUSHING

Z. Moss 12-57-1TD, D. Singletary 10-36, J. Allen 4-35, I. McKenzie 2-5, M. Barkley 3--3



### RECEIVING

S. Diggs 9-145-3TD, I. McKenzie 4-26, D. Knox 3-51, G. Davis 3-33, C. Beasley 3-17, L. Smith 2-31, D. Singletary 2-16, A. Roberts 2-12, S. Neal 1-13



### PASSING

Josh Allen 27-36-320-4TD-0INT-138.7QBR  
Matt Barkley 2-3-11-0TD-0INT-72.9QBR  
Jaquan Johnson 1-1-13-0TD-0INT-118.8QBR



### SACKS

Q. Jefferson 1.0/13, D. Marlowe 1.0/7, M. Milano 1.0/2



### FIELD GOALS

T. Bass (22G)

## SCORING RECAP

	1st	2nd	3rd	4th	Pts
Buffalo	3	21	7	7	38
New England	3	6	0	0	9

1

- NE - N. Folk, 45 FG (6-28, 2:16)
- BUF - T. Bass, 22 FG (10-49, 6:01)

2

- BUF - Z. Moss, 5 run (12-70, 5:28)
- NE - C. Newton, 9 run (kick failed) (9-90, 4:11)
- BUF - L. Smith, 4 pass from Allen (10-75, 5:07)
- BUF - S. Diggs, 50 pass from Allen (3-67, 0:47)

3

- BUF - S. Diggs, 18 pass from Allen (8-75, 3:32)

4

- BUF - S. Diggs, 8 pass from Allen (10-95, 7:25)

## NOTABLES

- **QB Josh Allen** brought his season passing touchdown total to 34, breaking Jim Kelly's Bills' single-season touchdown record (33) set in 1991.
- **WR Stefon Diggs** hauled in 3 touchdowns and had 145 receiving yards on 9 catches. After week 16, Diggs leads the NFL in both receptions (120) and receiving yards (1,459).
- **HC Sean McDermott** tallied his 37th win as the Bills head coach tonight, tying Chuck Knox for the third-most wins in team history.
- **The Bills** won 6 road games in back-to-back seasons for the first time in franchise history.

## PATRIOTS INDIVIDUAL STATISTICS



### RUSHING

S. Michel 10-69, J. Taylor 6-38, C. Newton 4-24-1TD, J. White 4-14



### RECEIVING

J. Meyers 4-45, J. White 3-23, D. Byrd 1-7, N. Harry 1-3



### PASSING

Jarrett Stidham 4-11-44-0TD-0INT-49.1QBR  
Cam Newton 5-10-34-0TD-0INT-57.9QBR



### SACKS

None



### FIELD GOALS

N. Folk (45G)



# BILLS 56, DOLPHINS 26

## SUNDAY, JANUARY 3, 2021 - BILLS STADIUM



MCKENZIE

### TEAM STATISTICS

Dolphins		Bills
27	First Downs	24
454	Net Yards Gained	455
20/70	Rushes/Yards	25/78
384	Net Yards Passing	377
59/36/3	Att/Comp/INT	38/24/2
1/9	Sacked/Yards Lost	1/11
5/43.6	Punts/Average	4/53.5
2/1	Fumbles/Lost	0/0
2/20	Penalties/Yards	3/16
32:38	Time of Possession	27:22
3-14	3rd Down Efficiency	4-10
4	Turnovers	2

### BILLS INDIVIDUAL STATISTICS



#### RUSHING

A. Williams 12-63-2TD, Z. Moss 3-8, D. Singletary 3-7, J. Allen 2-3, I. McKenzie 2-0, M. Barkley 3--3



#### RECEIVING

S. Diggs 7-76, I. McKenzie 6-65-2TD, J. Brown 4-72-1TD, G. Davis 2-107-1TD, D. Knox 2-29, A. Williams 1-20, Z. Moss 1-13, D. Singletary 1-6



#### PASSING

Josh Allen 18-25-224-3TD-1INT-122.3QBR  
Matt Barkley 6-13-164-1TD-1INT-86.2QBR



#### SACKS

T. Edmunds 1.0/9



#### FIELD GOALS

None

### SCORING RECAP

	1st	2nd	3rd	4th	Pts
Miami	3	3	7	13	26
Buffalo	0	28	7	21	56

1

- MIA - J. Sanders, 49 FG (6-10, 2:35)

2

- BUF - I. McKenzie, 7 pass from Allen (7-50, 3:19)
- BUF - I. McKenzie, 14 pass from Allen (8-88, 2:47)
- BUF - I. McKenzie, 84 punt return
- MIA - J. Sanders, 32 FG (9-61, 3:38)
- BUF - J. Brown, 32 pass from Allen (4-75, 0:44)

3

- MIA - M. Gaskin, 1 run (9-75, 3:52)
- BUF - J. Norman, 16 INT return

4

- BUF - A. Williams, 18 run (5-79, 2:45)
- BUF - A. Williams, 2 run (3-25, 1:37)
- MIA - S. Ahmed, 16 run (pass failed)(9-75, 3:15)
- BUF - G. Davis, 56 pass from Barkley (1-56, 0:09)
- MIA - M. Perry, 25 pass from Tagovailoa (8-75, 3:31)

### NOTABLES

- **The Bills** swept the AFC East for the first time in team history and won 13 games for the third time in team history.
- **QB Josh Allen** broke the franchise record for single-season passing yards by bringing his season total to 4,544 yards.
- **K Tyler Bass** set the franchise record for most points scored in a single season by bringing his total to 141.
- **WR Isaiah McKenzie** scored a career high three touchdowns (2 receiving, 1 punt return).

### DOLPHINS INDIVIDUAL STATISTICS



#### RUSHING

S. Ahmed 6-29-1TD, T. Tagovailoa 6-28, M. Gaskin 7-20-1TD, L. Bowden 1--7



#### RECEIVING

L. Bowden 8-44, D. Parker 7-116, M. Gesicki 5-47, M. Gaskin 4-57, I. Ford 3-37, D. Smythe 3-23, S. Ahmed 3-19, M. Perry 1-25-1TD, A. Shaheen 1-22, M. Hollins 1-3



#### PASSING

Tua Tagovailoa 35-58-361-1TD-3INT-62.5QBR  
Lynn Bowden 1-1-32-0TD-0INT-118.8QBR



#### SACKS

A. Van Ginkel 1/11



#### FIELD GOALS

J. Sanders (49G, 32G)



# BILLS 27, COLTS 24

## SATURDAY, JANUARY 9, 2021 - BILLS STADIUM



MCDERMOTT

### TEAM STATISTICS

Colts		Bills
27	First Downs	22
472	Net Yards Gained	397
30/163	Rushes/Yards	21/96
309	Net Yards Passing	301
46/27/0	Att/Comp/INT	35/26/0
0/0	Sacked/Yards Lost	2/23
2/36.5	Punts/Average	4/47.0
1/0	Fumbles/Lost	1/0
2/10	Penalties/Yards	2/7
34:17	Time of Possession	25:43
9-17	3rd Down Efficiency	2-9
0	Turnovers	0

### BILLS INDIVIDUAL STATISTICS

#### RUSHING

J. Allen 11-54-1TD, Z. Moss 7-21, D. Singletary 3-21

#### RECEIVING

S. Diggs 6-128-1TD, G. Davis 4-85, C. Beasley 7-57, Z. Moss 4-26, D. Singletary 3-23, D. Knox 2-5-1TD,

#### PASSING

Josh Allen 26-35-324-2TD-0INT-121.6QBR

#### SACKS

None

#### FIELD GOALS

T. Bass (46G, 54G)

### SCORING RECAP

	1st	2nd	3rd	4th	Pts
Indianapolis	3	7	0	14	24
Buffalo	7	7	3	10	27

- IND - R. Blankenship, 30 FG (8-52, 3:39)
  - BUF - D. Knox, 3 pass from Allen (8-85, 3:40)

- IND - J. Taylor, 1 run (9-65, 5:27)
  - BUF - J. Allen, 5 run (10-96, 1:32)

- BUF - T. Bass, 46 FG (9-44, 3:55)

- BUF - S. Diggs, 35 pass from Allen (9-77, 4:22)
  - IND - Z. Pascal, 9 pass from Rivers (run failed) (7-75, 2:38)
  - BUF - T. Bass, 54 FG (7-39, 3:24)
  - IND - J. Doyle, 27 pass from Rivers (Rivers-Doyle pass) (5-76, 1:55)

### NOTABLES

- The Bills recorded their first post-season victory since 12/30/95 vs. Miami (37-22, Wild Card).
- HC Sean McDermott joined Marv Levy (11), Lou Saban (2) and Chuck Kox (1) as the only Bills coaches to ever win a playoff game.
- QB Josh Allen became the first QB in NFL history to throw for run for 50+ yards, throw for 300+ yards, and complete at least 70% of his passes in a playoff game.
- K Tyler Bass connected on a 54-yard field goal, marking the longest field goal by a rookie in the playoffs in NFL history.

### COLTS INDIVIDUAL STATISTICS

#### RUSHING

J. Taylor 21-78-1TD, N. Hines 6-75, M. Pittman 1-11, J. Brissett 1-0, P. Rivers 1--1

#### RECEIVING

M. Pittman 5-90, J. Doyle 7-70-1TD, Z. Pascal 3-37-1TD, T. Burton 3-34, M. Alie-Cox 4-32, T. Hilton 2-32, N. Hines 1-8, J. Taylor 2-6

#### PASSING

Philip Rivers 27-46-309-2TD-0INT-93.5QBR

#### SACKS

D. Autry 1.5/20.5, J. Houston 0.5/2.5

#### FIELD GOALS

R. Blankenship (30G, 33RU)



# BILLS 17, RAVENS 3

## SATURDAY, JANUARY 16, 2021 - BILLS STADIUM



### TEAM STATISTICS

Ravens		Bills
19	First Downs	17
340	Net Yards Gained	220
32/150	Rushes/Yards	16/32
190	Net Yards Passing	188
37/20/1	Att/Comp/INT	37/20/0
4/32	Sacked/Yards Lost	2/18
4/40.8	Punts/Average	4/36.8
5/0	Fumbles/Lost	1/0
8/59	Penalties/Yards	2/11
35:33	Time of Possession	24:27
7-17	3rd Down Efficiency	4-13
1	Turnovers	0

### BILLS INDIVIDUAL STATISTICS

#### RUSHING

D. Singletary 7-25, T. Yeldon 2-4, J. Allen 7-3

#### RECEIVING

S. Diggs 8-106-1TD, J. Brown 8-62, D. Singletary 3-12, D. Knox 2-18, I. McKenzie 2-8

#### PASSING

Josh Allen 23-37-206-1TD-0INT-86.1QBR

#### SACKS

J. Hughes 2.0/13, L. Wallace 1.0/11, M. Addison 1.0/8

#### FIELD GOALS

T. Bass (28G, 43WR, 44WL)

### SCORING RECAP

	1st	2nd	3rd	4th	Pts
Baltimore	0	3	0	0	3
Buffalo	3	0	14	0	17

## 1

- BUF - T. Bass, 28 FG (5-28, 1:47)

## 2

- BAL - J. Tucker, 34 FG (8-57, 0:59)

## 3

- BUF - S. Diggs, 3 pass from Allen (11-66, 5:31)
- BUF - T. Johnson, 101 INT Return

## 4

- None

### NOTABLES

- **CB Taron Johnson** returned an interception 101 yards for a touchdown. It tied for the longest INT return in NFL playoff history with Packers' George Teague (1/8/94).
- **The Bills** advance to the conference championship for the first time since 1994.
- **The Bills** held the Ravens to 3 points, tying for the second-fewest the Bills have allowed in a playoff game.
- **DE Jerry Hughes** (2) joined Bruce Smith (4) and Jeff Wright (3) as the only players in team history with multiple multi-sack playoff performances. Hughes set the franchise playoff record with three sacks last year at HOU.

### RAVENS INDIVIDUAL STATISTICS

#### RUSHING

G. Edwards 10-42, J. Dobbins 10-42, L. Jackson 9-34, T. Huntley 3-32

#### RECEIVING

W. Snead 5-25, M. Brown 4-87, M. Andrews 4-28, J. Dobbins 3-51, M. Boykin 3-20, P. Ricard 1-11

#### PASSING

Lamar Jackson 14-24-162-0TD-1INT-61.5QBR  
Tyler Huntley 6-13-60-0TD-0INT-59.8QBR

#### SACKS

M. Judon 1.0/12, P. McPhee 1.0/6

#### FIELD GOALS

J. Tucker (41LU, 46RU, 34G)



# CHIEFS 38, BILLS 24

## SUNDAY, JANUARY 24, 2021 - ARROWHEAD STADIUM



### TEAM STATISTICS

Bills		Chiefs
24	First Downs	29
363	Net Yards Gained	439
18/129	Rushes/Yards	25/114
234	Net Yards Passing	325
48/28/1	Att/Comp/INT	38/29/0
4/53	Sacked/Yards Lost	1/0
3/49.3	Punts/Average	1/44.0
0/0	Fumbles/Lost	1/1
4/38	Penalties/Yards	3/32
28:51	Time of Possession	31:09
5-14	3rd Down Efficiency	6-10
1	Turnovers	1

### BILLS INDIVIDUAL STATISTICS

#### RUSHING

J. Allen 7-88, D. Singletary 6-17, T. Yeldon 3-15, I. McKenzie 2-9

#### RECEIVING

C. Beasley 7-88, S. Diggs 6-77, D. Knox 6-42-1TD, T. Yeldon 4-41, J. Brown 2-24, D. Singletary 2-9, I. McKenzie 1-6-1TD

#### PASSING

Josh Allen 28-48-287-2TD-1INT-80.8QBR

#### SACKS

J. Hughes 1.0/0

#### FIELD GOALS

T. Bass (51G, 20G, 27G, 51G)

### SCORING RECAP

	1st	2nd	3rd	4th	Pts
Buffalo	9	3	3	9	24
Kansas City	0	21	10	7	38

1

- BUF - T. Bass, 51 FG (10-42, 3:33)
- BUF - D. Knox, 3 pass from Allen (kick failed) (1-3, 0:05)

2

- KC - M. Hardman, 3 pass from Mahomes (14-80, 6:58)
- KC - D. Williams, 6 run (5-82, 2:51)
- KC - C. Edwards-Helaire, 1 run (9-77, 4:19)
- BUF - T. Bass, 20 FG (12-73, 4:01)

3

- KC - H. Butler, 45 FG (10-48, 4:12)
- BUF - T. Bass, 27 FG (10-67, 4:59)
- KC - T. Kelce, 1 pass from Mahomes (4-75, 2:20)

4

- KC - T. Kelce, 5 pass from Mahomes (11-58, 5:35)
- BUF - I. McKenzie, 6 pass from Allen (pass failed) (10-75, 3:28)
- BUF - T. Bass, 51 FG (5-16, 0:54)

### NOTABLES

- **K Tyler Bass** connected on 2 51-yard field goals, marking the longest field goal at Arrowhead Stadium in NFL playoff history.
- **QB Josh Allen** brought his playoff completion total to 101, ranking second in Bills' history behind Jim Kelly (322).
- **WR Stefon Diggs** had his 16th consecutive game with 6+ catches (regular + post-season), marking the longest streak in NFL history.
- **TE Dawson Knox** scored his 2nd TD of the playoffs.

### CHIEFS INDIVIDUAL STATISTICS

#### RUSHING

D. Williams 13-52-1TD, M. Hardman 1-50, C. Edwards-Helaire 6-7-1TD, P. Mahomes 5-5

#### RECEIVING

T. Hill 9-172, T. Kelce 13-118-2TD, B. Pringle 3-22, D. Williams 1-9, M. Hardman 2-4-1TD, C. Edwards-Helaire 1-0

#### PASSING

Patrick Mahomes 29-38-352-3TD-0INT-127.6QBR

#### SACKS

F. Clark 2.0/20, T. Kpassagnon 1.0/18, L. Sneed 1.0/15

#### FIELD GOALS

H. Butler (45G)



---

# HISTORY



# ALL-TIME REGULAR SEASON SERVICE

## MOST SEASONS PLAYED

Rank	No.	Name
1.	15	WR Andre Reed (1985-99) DE Bruce Smith (1985-99)
2.	14	G Jim Ritcher (1980-93)
4.	13	OL Joe Devlin (1976-82, 1984-89) P Brian Moorman (2001-13) DT Kyle Williams (2006-2018)

## MOST REGULAR SEASON GAMES

Rank	Games	Name
1.	221	WR Andre Reed (1985-99)
2.	217	DE Bruce Smith (1985-99)
3.	203	G Jim Ritcher (1980-93)
4.	191	OL Joe Devlin (1976-82, 1984-89)
5.	190	P Brian Moorman (2001-13)
6.	188	LB Darryl Talley (1983-1994)
7.	183	DT Kyle Williams (2006-2018)
8.	178	S Steve Freeman (1975-1986)
9.	173	LB Mike Pike (1987-1998)
	173	RB Thurman Thomas (1988-1999)

## MOST GAMES PLAYED BY POSITION

### QUARTERBACKS

Rank	Games	Name
1.	164	QB Joe Ferguson (1973-84)
2.	160	QB Jim Kelly (1986-1996)
3.	93	QB Frank Reich (1985-94)

### OFFENSIVE LINEMAN

Rank	Games	Name
1.	203	G Jim Ritcher (1980-93)
2.	191	OL Joe Devlin (1976-82, 1984-89)
3.	170	C Kent Hull (1986-1996)

### WIDE RECEIVERS/TIGHT ENDS

Rank	Games	Name
1.	221	WR Andre Reed (1985-99)
2.	160	WR Steve Tasker (1986-97)
3.	156	TE Pete Metzelaars (1985-1994)

### RUNNING BACKS

Rank	Games	Name
1.	173	RB Thurman Thomas (1988-99)
2.	112	RB O.J. Simpson (1969-77)
3.	106	RB Fred Jackson (2007-14)

### DEFENSIVE LINEMAN

Rank	Games	Name
1.	217	DE Bruce Smith (1985-99)
2.	183	DT Kyle Williams (2006-2018)
3.	162	NT Fred Smerlas (1979-89)

### LINEBACKERS

Rank	Games	Name
1.	188	LB Darryl Talley (1983-1994)
2.	173	LB Mark Pike (1987-1998)
3.	142	LB Mike Stratton (1962-1972)

### SECONDARY

Rank	Games	Name
1.	178	DB Steve Freeman (1975-86)
2.	151	DB Charles Romeis (1977-86)
3.	144	DB Henry Jones (1991-00)

### SPECIALISTS

Rank	Games	Name
1.	190	P Brian Moorman (2001-13)
2.	159	P Chris Mohr (1991-2000)
3.	152	K Rian Lindell (2003-12)



# ALL-TIME REGULAR SEASON SCORING

## ALL-TIME LEADING SCORERS

Rank	Points	Player
1.	1,011	K Steve Christie (1992-2000)
2.	980	K Rian Lindell (2003-12)
3.	670	K Scott Norwood (1985-91)
4.	522	RB Thurman Thomas (1988-99) WR Andre Reed (1985-99)
5.	464	K Dan Carpenter (2013-16)

## MOST POINTS, CAREER

Rank	Points	Player
1.	1,011	K Steve Christie (1992-2000)
2.	980	K Rian Lindell (2003-12)
3.	670	K Scott Norwood (1985-91)
4.	522	RB Thurman Thomas (1988-99) WR Andre Reed (1985-99)

## MOST TOUCHDOWNS, CAREER

Rank	TDs	Player
1.	87	RB Thurman Thomas (1988-99) WR Andre Reed (1985-99)
3.	70	RB O.J. Simpson (1969-77)
4.	49	WR Eric Moulds (1996-2005)
5.	43	WR Lee Evans (2004-10)

## MOST FIELD GOALS MADE, CAREER

Rank	FGs	Player
1.	234	K Steve Christie (1992-2000)
2.	225	K Rian Lindell (2003-12)
3.	133	K Scott Norwood (1985-91)
4.	109	K Dan Carpenter (2013-16)
5.	74	K John Lypoldt (1971-76)

## MOST POINTS, SEASON

Rank	Points	Player/Season
1.	141	K Tyler Bass (2020)
2.	140	K Steve Christie (1998)
3.	138	RB O.J. Simpson (1975)
4.	133	K Dan Carpenter (2014)
5.	131	K Dan Carpenter (2013)

## MOST TOUCHDOWNS, SEASON

Rank	TDs	Player/Season
1.	16	RB O.J. Simpson (1975)
2.	13	RB Cookie Gilchrist (1962) RB Travis Henry (2002) RB Willis McGahee (2004) RB LeSean McCoy (2016)

## MOST FIELD GOALS MADE, SEASON

Rank	FGs	Player/Season
1.	34	Dan Carpenter (2014)
2.	33	Steve Christie (1998) Dan Carpenter (2013)
4.	32	Scott Norwood (1988)
5.	31	Steve Christie (1995)

## ALL-TIME SCORING

Overall TDs .....	2,165
TDs by rushing .....	801
TDs by reception .....	1,153
TDs by INT return .....	91
TDs by kickoff return .....	26
TDs by punt return .....	25
TDs by fumble return .....	56
TDs by blocked punt/FG .....	13
FGs made .....	1,208



# ALL-TIME REGULAR SEASON SCORING

## MOST POINTS, GAME

Rank	Points	Player/Game
1.	30	Cookie Gilchrist, vs. N.Y. Jets 12/8/63 (5 tdr)
2.	24	O.J. Simpson, vs. New England 11/23/75 (2 tdr, 2 tdp) Roland Hooks, vs. Cincinnati 9/9/79 (4 tdr) Jerry Butler, vs. N.Y. Jets 9/23/79 (4 tdp) Don Beebe, vs. Pittsburgh 9/8/91 (4 tdp) Thurman Thomas, vs. L.A. Rams 9/6/92 (3 tdr, 1 tdp) Willis McGahee, at Seattle 11/28/04 (4 tdr)

## MOST TOUCHDOWNS, GAME

Rank	Points	Player/Game
1.	5	Cookie Gilchrist, vs. N.Y. Jets 12/8/63 (5 rush)
2.	4	O.J. Simpson, vs. New England 11/23/75 (2 rush, 2 rec.) Roland Hooks, vs. Cincinnati 9/9/79 (4 rush) Jerry Butler, vs. N.Y. Jets 9/23/79 (4 rec.) Don Beebe, vs. Pittsburgh 9/8/91 (4 rec.) Thurman Thomas, vs. L.A. Rams 9/6/92 (3 rush, 1 rec.) Willis McGahee, at Seattle 11/28/04 (4 rush)

## MOST FIELD GOALS MADE, GAME

Rank	FGs	Player/Game
1.	6	Tyler Bass, at N.Y. Jets 10/25/20 Steve Christie, at N.Y. Jets 10/20/96
2.	5	Pete Gogolak, at Houston 12/5/65 Scott Norwood, vs. Pittsburgh 9/25/88 Steve Christie, at Houston 9/18/94 Steve Christie, vs. N.Y. Jets 10/8/95 Rian Lindell, vs. Houston 9/11/05 Rian Lindell, vs. Tennessee 12/24/06 Rian Lindell, at Washington 12/2/07

## LONGEST FIELD GOAL

Rank	LG	Player/Game
1.	59	Steve Christie, 9/26/93 vs. Miami
2.	58	Tyler Bass, 11/15/20 at Arizona Dan Carpenter, 10/5/15 at Detroit
3.	56	Stephen Hauschka, 11/26/17 at KC Stephen Hauschka, 10/1/17 at Atlanta Rian Lindell, 11/29/09 vs. Miami

## MOST CONSECUTIVE GAMES WITH A TD

Rank	Games	Player/Season
1.	14	O.J. Simpson (1975)
2.	7	Cookie Gilchrist (1962)
3.	6	Cookie Gilchrist (1963) Robb Riddick (1988) Thurman Thomas (1989) Thurman Thomas (1990) C.J. Spiller (2011-12) Karlos Williams (2015)



# ALL-TIME REGULAR SEASON PASSING

## ALL-TIME LEADING PASSERS

Player	Seasons	G	Att	Cmp	Pct	Yds	TD	Lg	Rate
1. Jim Kelly	1986-1996(11)	160	4779	2874	60.1	35467	237	84†	84.4
2. Joe Ferguson	1973-1984(12)	164	4166	2188	52.5	27590	181	92†	68.9
3. Jack Kemp	1962-1969(7)	88	2240	1039	46.4	15134	77	94	55.8
4. Ryan Fitzpatrick	2009-2012(4)	55	1742	1041	59.8	11654	80	98†	79.8
5. Drew Bledsoe	2002-2004(3)	48	1531	905	59.1	10151	55	73†	79.2
<b>6. Josh Allen</b>	<b>2018-2020(3)</b>	<b>44</b>	<b>1353</b>	<b>836</b>	<b>61.8</b>	<b>9707</b>	<b>67</b>	<b>75†</b>	<b>90.4</b>
7. Tyrod Taylor	2015-2017(3)	44	1236	774	62.6	8857	51	84†	92.5
8. Doug Flutie	1998-2000(3)	39	1063	598	56.3	7582	47	84†	81.7
9. Dennis Shaw	1970-1973(4)	45	916	485	52.9	6286	35	75†	57.1
10. J.P. Losman	2004-2008(5)	42	941	558	59.3	6211	33	87†	75.6
11. Trent Edwards	2007-2010(4)	34	878	535	60.9	5739	25	70†	76.8
12. Rob Johnson	1998-2001(4)	30	663	401	60.5	4798	27	74†	85.5
13. EJ Manuel	2013-2016(4)	28	547	319	58.3	3502	19	80†	77.5
14. Todd Collins	1995-1997(3)	28	519	284	54.7	3218	16	95†	68.5
15. Kyle Orton	2014-2014(1)	12	447	287	64.2	3018	18	84	87.8
16. Alex Van Pelt	1995-2003(9)	32	477	262	54.9	2985	16	80†	64.1
17. Frank Reich	1985-1994(9)	93	377	222	58.9	2540	18	63†	81.9
18. Daryle Lamonic	1963-1966(4)	56	353	150	42.5	2499	16	93	55
19. Johnny Green	1960-1961(2)	18	354	145	41	2170	16	70	59.2
20. Warren Rabb	1961-1962(2)	23	251	101	40.2	1782	15	76	58.6

## MOST TD PASSES, CAREER

Player	TDs
1. Jim Kelly.....	237
2. Joe Ferguson .....	181
3. Ryan Fitzpatrick .....	80

## MOST COMPLETIONS, CAREER

Player	Comps
1. Jim Kelly.....	2,874
2. Joe Ferguson .....	2,188
3. Ryan Fitzpatrick .....	1,041

## BEST QB RATING, CAREER

Player	QB Rating
1. Tyrod Taylor.....	92.5
<b>2. Josh Allen .....</b>	<b>90.4</b>
3. Jim Kelly.....	84.4

## MOST ATTEMPTS, CAREER

Player	Atts
1. Jim Kelly.....	4,779
2. Joe Ferguson .....	4,166
3. Jack Kemp.....	2,240

## BEST COMPLETION %, CAREER

Player	Comp%
1. Tyrod Taylor.....	62.6
<b>2. Josh Allen .....</b>	<b>61.8</b>
3. Jim Kelly.....	60.1

[Min. 500 attempts]

## MOST INTS, CAREER

Player	INTs
1. Joe Ferguson .....	190
2. Jim Kelly.....	175
3. Jack Kemp.....	132



# ALL-TIME REGULAR SEASON PASSING

## MOST PASSING YARDS, SEASON

Player	Season	G	Att	Cmp	Pct	Yds	TD	Int	Lg	Rate
1. Josh Allen	2020	16	572	396	69.2	4544	37	10	55t	107.2
2. Drew Bledsoe	2002	16	610	375	61.5	4359	24	15	73t	86
3. Jim Kelly	1991	15	474	304	64.1	3844	33	17	77t	97.6
4. Ryan Fitzpatrick	2011	16	569	353	62	3832	24	23	60t	79.1
5. Joe Ferguson	1981	16	498	252	50.6	3652	24	20	67t	74.1
6. Jim Kelly	1986	16	480	285	59.4	3593	22	17	84t	83.3
7. Joe Ferguson	1979	16	458	238	52	3572	14	15	84t	74.4
8. Jim Kelly	1992	16	462	269	58.2	3457	23	19	65t	81.2
9. Ryan Fitzpatrick	2012	16	505	306	60.6	3400	24	16	68t	83.3
10. Jim Kelly	1993	16	470	288	61.3	3382	18	18	65t	79.9

## MOST ATTEMPTS, SEASON

Player	Atts
1. Drew Bledsoe (2002).....	610
2. Josh Allen (2020) .....	572
3. Ryan Fitzpatrick (2011) ..	569

## BEST COMPLETION %, SEASON

Player	Comp%
1. Josh Allen (2020).....	69.2
2. Kelly Holcomb (2005).....	67.4
3. Trent Edwards (2008) .....	65.5

## LOWEST INT %, SEASON

Player	INT %
1. Joe Ferguson (1976) .....	0.7
2. Tyrod Taylor (2017).....	1.0
3. Doug Flutie (2000) .....	1.3

## MOST COMPLETIONS, SEASON

Player	Comps
1. Josh Allen (2020).....	396
2. Drew Bledsoe (2002).....	375
3. Ryan Fitzpatrick (2011) ..	353

## BEST QB RATING, SEASON

Player	QB Rating
1. Josh Allen (2020).....	107.2
2. Jim Kelly (1990).....	101.2
3. Tyrod Taylor (2015).....	99.4

## MOST INTS, SEASON

Player	INTs
1. Dennis Shaw (1971).....	26
2. Joe Ferguson (1983) .....	25
3. Joe Ferguson (1977) .....	24

## MOST TD PASSES, SEASON

Player	TDs
1. Josh Allen (2020).....	37
2. Jim Kelly (1991).....	33
3. Joe Ferguson (1983) .....	26

## FEWEST INTS, SEASON

Player	INTs
1. Joe Ferguson (1976).....	1
2. Doug Flutie (2000) .....	3
3. Tyrod Taylor (2017) .....	4

## LONGEST PASSING PLAYS

Yards	Player	Game
98	Ryan Fitzpatrick (to Terrell Owens)	11/22/09 at Jax.
95	Todd Collins (to Quinn Early)	12/1/96 at Indianapolis
94	Jack Kemp (to Glenn Bass)	10/11/64 at Houston
92	Joe Ferguson (to Frank Lewis)	9/17/78 at Miami



# ALL-TIME REGULAR SEASON PASSING

## MOST PASSING YARDS, GAME

Rank	Yards	Player/Game
1.	463	Drew Bledsoe 9/15/02 at Minnesota
2.	419	Joe Ferguson 10/9/83 vs. Miami
3.	417	Drew Bledsoe 10/6/02 vs. Oakland
4.	415	Josh Allen 11/8/20 vs. Seattle
	415	Josh Allen 9/20/20 at Miami

## MOST TOUCHDOWN PASSES, GAME

Rank	TDs	Player/Game
1.	6	Jim Kelly 9/8/91 vs. Pittsburgh
2.	5	Joe Ferguson 9/23/79 vs. N.Y. Jets Joe Ferguson 10/9/83 at Miami Jim Kelly 9/24/89 at Houston (OT) Jim Kelly 10/21/91 vs. Cincinnati

## MOST ATTEMPTS, GAME

Rank	Atts	Player/Game
1.	57	Kyle Orton 12/7/14 at Denver
2.	55	Joe Ferguson 10/9/83 at Miami
3.	53	Drew Bledsoe 10/6/02 vs. Oakland
4.	52	Jim Kelly 12/8/91 at L.A. Raiders
5.	51	Drew Bledsoe 12/8/02 at NE Ryan Fitzpatrick 11/7/10 vs. Chicago

## MOST COMPLETIONS, GAME

Rank	Comps	Player/Game
1.	38	Joe Ferguson 10/9/83 at Miami Kyle Orton 12/7/14 at Denver
3.	35	Drew Bledsoe 9/15/02 at Minnesota
4.	33	Josh Allen 9/13/20 v N.Y. Jets Jim Kelly 12/8/91 at L.A. Raiders

## BEST COMPLETION %, GAME

Rank	Comp%	Player/Game
1.	83.33%	Trent Edwards (25-30) 10/19/08 vs. San Diego
2.	82.86%	Jim Kelly (29-35) 11/24/94 at Detroit
3.	82.61%	Jim Kelly (19-23) 11/3/96 vs. Washington
4.	82.14%	Doug Flutie (23-28) 10/11/98 at Indianapolis
5.	81.81%	Doug Flutie (18-22) 10/25/98 at Carolina

## MOST INTERCEPTIONS, GAME

Rank	INTs	Player/Game
1.	6	Joe Ferguson 11/10/74 vs. Houston

## MOST CONSECUTIVE COMPLETIONS

Player	Game(s)	COMP
1. Trent Edwards	9/7/08 vs. SEA - 9/14/08 at JAX	16
2. Jim Kelly	2/23/89 at NYJ - 9/9/90 vs. Ind	15



# ALL-TIME REGULAR SEASON RUSHING

## ALL-TIME LEADING RUSHERS

Player	Season	G	Att	Yds	Avg	Lg	TD	Att/G	Yds/G
1. Thurman Thomas	1988-1999(12)	173	2849	11938	4.19	80†	65	16.5	69.0
2. O.J. Simpson	1969-1977(9)	112	2123	10183	4.80	94†	57	19	90.9
3. Fred Jackson	2007-2014(8)	106	1279	5646	4.41	80†	30	12.1	53.3
4. Joe Cribbs	1980-1985(5)	64	1082	4445	4.11	62†	21	16.9	69.5
5. Travis Henry	2001-2004(4)	54	963	3849	4.00	64	27	17.8	71.3
6. LeSean McCoy	2015-2018(4)	57	885	3814	4.31	75†	24	15.5	66.9
7. Wray Carlton	1960-1967(8)	87	819	3368	4.11	80	29	9.4	38.7
8. Willis McGahee	2004-2006(3)	46	868	3365	3.88	57†	24	18.9	73.2
9. C.J. Spiller	2010-2014(5)	70	668	3321	4.97	77	12	9.5	47.4
10. Cookie Gilchrist	1962-1964(3)	42	676	3056	4.52	67	31	16.1	72.8
11. Antowain Smith	1997-2000(4)	57	760	2932	3.86	59	26	13.3	51.4
12. Jim Braxton	1971-1978(8)	80	721	2842	3.94	36	23	9	35.5
13. Marshawn Lynch	2007-2010(4)	45	687	2765	4.02	56†	17	15.3	61.4
14. Kenneth Davis	1989-1994(6)	96	561	2460	4.39	78†	23	5.8	25.6
15. Greg Bell	1984-1987(4)	40	589	2420	4.11	85†	19	14.7	60.5
16. Curtis Brown	1977-1982(6)	76	564	2171	3.85	58†	8	7.4	28.6
17. Roland Hooks	1976-1982(7)	98	399	1682	4.22	66	12	4.1	17.2
18. Terry Miller	1978-1980(3)	47	389	1579	4.06	75	8	8.3	33.6
19. Tyrod Taylor	2015-2017(3)	44	283	1575	5.57	49	14	6.4	35.8
20. Josh Allen	2018-2020(3)	44	300	1562	5.21	45	25	6.8	35.5

## MOST RUSHING YARDS, SEASON

Player	Season	G	Att	Yds	Avg	Lg	TD	Att/G	Yds/G
1. O.J. Simpson	1973 Buf	14	332	2003	6.03	80†	12	23.7	143.1
2. O.J. Simpson	1975 Buf	14	329	1817	5.52	88†	16	23.5	129.8
3. O.J. Simpson	1976 Buf	14	290	1503	5.18	75†	8	20.7	107.4
4. Thurman Thomas	1992 Buf	16	312	1487	4.77	44	9	19.5	92.9
5. Travis Henry	2002 Buf	16	325	1438	4.42	34	13	20.3	89.9
6. Thurman Thomas	1991 Buf	15	288	1407	4.89	33	7	19.2	93.8
7. Travis Henry	2003 Buf	15	331	1356	4.1	64	10	22.1	90.4
8. Thurman Thomas	1993 Buf	16	355	1315	3.7	27	6	22.2	82.2
9. Thurman Thomas	1990 Buf	16	271	1297	4.79	80†	11	16.9	81.1
10. LeSean McCoy	2016 Buf	15	234	1267	5.41	75†	13	15.6	84.5
11. O.J. Simpson	1972 Buf	14	292	1251	4.28	94†	6	20.9	89.4
12. Willis McGahee	2005 Buf	16	325	1247	3.84	27	5	20.3	77.9
13t. C.J. Spiller	2012 Buf	16	207	1244	6.01	62	6	12.9	77.8
13t. Thurman Thomas	1989 Buf	16	298	1244	4.17	38	6	18.6	77.8
15. Joe Cribbs	1980 Buf	16	306	1185	3.87	48	11	19.1	74.1



# ALL-TIME REGULAR SEASON RUSHING

## MOST RUSHING ATTEMPTS, CAREER

Rank	Atts	Player/Seasons
1.	2,849	Thurman Thomas 1988-99
2.	2,123	O.J. Simpson 1969-77
3.	1,279	Fred Jackson 2007-14
4.	1,082	Joe Cribbs 1980-83, 1985
5.	963	Travis Henry 2001-04

## MOST RUSHING TOUCHDOWNS, CAREER

Rank	TDs	Player/Seasons
1.	65	Thurman Thomas 1988-99
2.	57	O.J. Simpson 1969-77
3.	31	Cookie Gilchrist 1962-64
4.	30	Fred Jackson 2007-14
5.	29	Wray Carlton 1960-67

## BEST RUSHING AVERAGE, CAREER

Rank	Avg	Player/Seasons
1.	5.57	Tyrod Taylor 2015-17
2.	<b>5.21</b>	<b>Josh Allen 2018-20</b>
3.	4.97	C.J. Spiller 2010-14
4.	4.80	O.J. Simpson 1969-77
5.	<b>4.76</b>	<b>Devin Singletary 2019-20</b>

## MOST 100 YARD GAMES, CAREER

Rank	Games	Player/Seasons
1.	46	Thurman Thomas 1988-99
2.	41	O.J. Simpson 1969-77
3.	15	Fred Jackson 2007-14

## LONGEST RUSHING PLAYS

Player	Game	Long
1. O.J. Simpson	10/29/72 vs. PITT	94t
2. O.J. Simpson	9/28/75 vs. PITT	88t
3. Greg Bell	11/18/84 vs. DAL	85t
4t. Wray Carlton	12/5/65 at HOU	80t
4t. O.J. Simpson	11/18/84 vs. DAL	80t
4t. Thurman Thomas	11/18/90 vs. NE	80t
4t. Fred Jackson	10/16/11 at NYG	80t

## MOST RUSHING ATTEMPTS, SEASON

Rank	ATTs	Player/Season
1.	355	Thurman Thomas 1993
2.	332	O.J. Simpson 1973
3.	331	Travis Henry 2003
4.	329	O.J. Simpson 1975
5.	325	Travis Henry 2002
		Willis McGahee 2005

## MOST RUSHING TOUCHDOWNS, SEASON

Rank	TDs	Player/Season
1.	16	O.J. Simpson 1975
2.	13	Cookie Gilchrist 1962
		Travis Henry 2002
		Willis McGahee 2004
		LeSean McCoy 2016

## BEST RUSHING AVERAGE, SEASON

Rank	Avg	Player/Season
1.	6.03	O.J. Simpson 1973
2.	6.01	C.J. Spiller 2012
3.	5.52	O.J. Simpson 1975
4.	5.49	Fred Jackson 2011
5.	5.46	Tyrod Taylor 2015

## MOST 1,000 YARD RUSHING SEASONS

Rank	1,000 Yard Seasons	Player
1.	8	Thurman Thomas
2.	5	O.J. Simpson
3.	3	Joe Cribbs

## MOST 100 YARD GAMES, SEASON

Rank	Games	Player/Seasons
1.	11	O.J. Simpson 1973
2.	9	Thurman Thomas 1992
3.	8	O.J. Simpson 1975
		Thurman Thomas 1991



# ALL-TIME REGULAR SEASON RUSHING

## MOST RUSHING YARDS, GAME

Rank	Yards	Player/Game
1.	273	O.J. Simpson 11/25/76 at Detroit
2.	250	O.J. Simpson 9/16/73 at New England
3.	243	Cookie Gilchrist 12/8/63 vs. N.Y. Jets
4.	227	O.J. Simpson 9/28/75 at Pittsburgh
5.	219	O.J. Simpson 12/9/73 vs. New England

## MOST RUSHING ATTEMPTS, GAME

Rank	Atts	Player/Game
1.	39	O.J. Simpson 10/29/73 vs. Kansas City
2.	37	Thurman Thomas 11/8/92 vs. Pittsburgh Willis McGahee 11/7/04 vs. N.Y. Jets
4.	36	Cookie Gilchrist 12/8/63 vs. N.Y. Jets Joe Cribbs 12/4/83 at Kansas City

## MOST RUSHING TOUCHDOWNS, GAME

Rank	TDs	Player/Game
1.	5	Cookie Gilchrist 12/8/63 vs. N.Y. Jets
2.	4	Roland Hooks 9/9/79 vs. Cincinnati Willis McGahee 11/28/04 at Seattle

## BEST RUSHING AVERAGE, GAME

Rank	AVG	Player/Game
1.	13.45	Wray Carlton 12/5/65 at Houston
2.	12.07	C.J. Spiller 9/9/12 at N.Y. Jets
3.	11.89	Thurman Thomas 9/24/90 at N.Y. Jets
4.	11.59	O.J. Simpson 11/17/75 at Cincinnati
5.	10.75	Antowain Smith 9/21/97 vs. Indianapolis

\*Min. 10 attempts

## MOST CONSECUTIVE RUSHING TD

Player	Games	Total
1t. Cookie Gilchrist	9/30/62 at DAL - 11/11/62 at SD	7
1t. O.J. Simpson	11/9/75 vs. BAL - 12/20/75 vs. MIN	7
3t. O.J. Simpson	9/21/75 vs. NYJ - 10/26/75 vs. MIA	6
3t. Robb Riddick	10/9/88 vs. IND - 11/14/88 at MIA	6

## LONGEST NON-SCORING RUSHING PLAYS

Player	Game	Long
1. C.J. Spiller	12/1/13 vs. ATL	77
2. Terry Miller	11/18/79 vs. GB	75
3. Wayne Patrick	10/11/69 vs. BOS	72
4. O.J. Simpson	12/9/73 vs. NE	71
5. Ben Gregory	9/29/68 vs. NYJ	67



# ALL-TIME REGULAR SEASON RECEIVING

## ALL-TIME LEADING RECEIVERS

Player	Season	G	Rec	Yds	Avg	Lg	TD
1. Andre Reed	1985-1999(15)	221	941	13095	13.9	83†	86
2. Eric Moulds	1996-2005(10)	154	675	9096	13.5	84†	48
3. Thurman Thomas	1988-1999(12)	173	456	4341	9.5	74†	22
4. Lee Evans	2004-2010(7)	109	377	5934	15.7	87†	43
5. Fred Jackson	2007-2014(8)	106	322	2640	8.2	65†	7
6. Josh Reed	2002-2009(8)	115	311	3575	11.5	52	10
7. Pete Metzelaars	1985-1994(10)	156	302	2921	9.7	53†	25
8. Stevie Johnson	2008-2013(6)	75	301	3832	12.7	63	28
9. Bob Chandler	1971-1979(9)	116	295	3999	13.6	58†	34
10. Elbert Dubenion	1960-1968(9)	103	294	5294	18	89	35
11. Peerless Price	1999-2007(6)	84	288	3772	13.1	73†	25
12. Jerry Butler	1979-1986(7)	88	278	4301	15.5	75†	29
13. Frank Lewis	1978-1983(6)	80	269	4638	17.2	92†	24
14. Jay Riemersma	1997-2002(6)	90	204	2304	11.3	38	20
15. Robert Woods	2013-2016(4)	57	203	2451	12.1	57	12
16. Scott Chandler	2010-2014(5)	65	182	2120	11.6	43	17
17. Joe Cribbs	1980-1985(5)	64	180	1783	9.9	65†	15
18. Charles Clay	2015-2018(4)	54	178	1822	10.2	44	9
19. O.J. Simpson	1969-1977(9)	112	175	1924	11	64†	12
20. LeSean McCoy	2015-2018 (4)	57	175	1334	7.6	41	5

## MOST RECEIVING YARDS, CAREER

Rank	Yards	Player/Seasons
1.	13,095	Andre Reed 1985-99
2.	9,096	Eric Moulds 1996-2005
3.	5,934	Lee Evans 2004-10
4.	5,294	Elbert Dubenion 1960-68
5.	4,638	Frank Lewis 1978-83

## BEST RECEIVING AVERAGE, CAREER

Rank	Yards	Player/Seasons
1.	18.12	James Lofton 1989-92
2.	18.09	Haven Moses 1968-72
3.	17.94	Elbert Dubenion 1960-68
4.	17.28	Glenn Bass 1961-66
5.	17.24	Frank Lewis 1978-83

## MOST RECEIVING TOUCHDOWNS, CAREER

Rank	TDs	Player/Seasons
1.	86	Andre Reed 1985-99
2.	48	Eric Moulds 1996-2005
3.	43	Lee Evans 2004-10
4.	35	Elbert Dubenion 1960-68
5.	34	Bob Chandler 1971-79

## 100-YARD RECEIVING GAMES, CAREER

Rank	Games	Player/Seasons
1.	36	Andre Reed 1985-99
2.	26	Eric Moulds 1996-2005
3.	16	Elbert Dubenion 1960-68
4.	14	Frank Lewis 1978-83
		Lee Evans 2004-10



# ALL-TIME REGULAR SEASON RECEIVING

## MOST RECEIVING YARDS, SEASON

Rank	Yards	Player/Season
1.	1,535	Stefon Diggs 2020
2.	1,368	Eric Moulds 1998
3.	1,326	Eric Moulds 2000
4.	1,312	Andre Reed 1989
5.	1,303	Andre Reed 1994
6.	1,292	Eric Moulds 2002

## MOST RECEPTIONS, SEASON

Rank	Rec	Player/Season
1.	127	Stefon Diggs 2020
2.	100	Eric Moulds 2002
3.	94	Eric Moulds 2000
		Peerless Price 2002
5.	90	Andre Reed 1994
6.	88	Eric Moulds 2004

## MOST RECEIVING TOUCHDOWNS, SEASON

Rank	Rec	Player/Season
1.	11	Bill Brooks 1995
2.	10	Elbert Dubenion 1964
		Bob Chandler 1976
		Andre Reed 1991
		Eric Moulds 2002
		Stevie Johnson 2010

## BEST RECEIVING AVERAGE, SEASON

Rank	Avg	Player/Season
1.	27.12	Elbert Dubenion 1964
2.	22.88	Chris Burkett 1986
3.	20.86	Glenn Bass 1964
4.	20.42	Eric Moulds 1998
5.	20.34	James Lofton 1990

## 100-YARD RECEIVING GAMES, SEASON

Rank	Games	Player/Seasons
1.	7	Stefon Diggs 2020
		Andre Reed 1989
		Eric Moulds 2020

## MOST RECEIVING YARDS, GAME

Rank	Yards	Player/Game
1.	265	Lee Evans 11/19/06 at Houston
2.	255	Jerry Butler 9/23/79 vs. N.Y. Jets
3.	231	Glenn Bass 11/8/64 at N.Y. Jets
4.	220	James Lofton 10/21/91 vs. Cincinnati
5.	218	Elbert Dubenion 10/24/64 vs. N.Y. Jets

## MOST RECEPTIONS, GAME

Rank	Rec	Player/Game
1.	15	Andre Reed 11/20/94 vs. GB
2.	13	Greg Bell 9/8/85 vs. San Diego
		Andre Reed 9/18/89 vs. Denver
		Thurman Thomas 9/15/91 at N.Y. Jets
		Peerless Price 9/15/02 at Minnesota

## MOST RECEIVING TOUCHDOWNS, GAME

Rank	Rec	Player/Game
1.	4	Jerry Butler 9/23/79 vs. N.Y. Jets
		Don Beebe 9/8/91 vs. Pittsburgh

## CONSECUTIVE 100-YARD RECEIVING

Player	Games	Total
1t. Stefon Diggs	12/13/20 vs. PIT - 12/28/20 at NE	3
1t. Elbert Dubenion	10/11/64 at HOU - 10/24/64 vs. NYJ	3
1t. Andre Reed	9/18/89 vs. DEN - 10/1/89 vs. NE	3



# ALL-TIME REGULAR SEASON SCRIMMAGE YARDS

## ALL-TIME LEADING SCRIMMAGE

	Player	Season	G	Touch	Scrim Yards	ScrimYds /Game	Scrim TD
1	Thurman Thomas	1988-1999(12)	173	3305	16279	94.1	87
2	Andre Reed	1985-1999(15)	221	1016	13595	61.5	87
3	O.J. Simpson	1969-1977(9)	112	2298	12107	108.1	69
4	Eric Moulds	1996-2005(10)	154	703	9253	60.1	48
5	Fred Jackson	2007-2014(8)	106	1601	8286	78.2	37

## MOST TOTAL YARDS FROM SCRIMMAGE, SEASON

	Player	Season	G	Touch	Scrim Yards	ScrimYds /Game	Scrim TD
1	O.J. Simpson	1975	14	357	2243	160.2	23
2	Thurman Thomas	1992	16	370	2113	132.1	12
3	O.J. Simpson	1973	14	338	2073	148.1	12
4	Thurman Thomas	1991	15	350	2038	135.9	12
5	Thurman Thomas	1989	16	358	1913	119.6	12

## MOST TOUCHES, CAREER

Rank	Touches	Player/Seasons
1.	3,305	Thurman Thomas 1988-99
2.	2,298	O.J. Simpson 1969-77
3.	1,601	Fred Jackson 2007-14
4.	1,262	Joe Cribbs 1980-85
5.	1,066	Travis Henry 2001-04

## MOST TOUCHES, SEASON

Rank	Touches	Player/Season
1.	403	Thurman Thomas 1993
2.	370	Thurman Thomas 1992
3.	368	Travis Henry 2002
4.	359	Travis Henry 2003
5.	358	Thurman Thomas 1989
	358	O.J. Simpson 1975

## BEST YARDS PER TOUCH, CAREER

Rank	Avg	Player/Seasons
1.	13.4	Andre Reed 1985-99
2.	5.5	C.J. Spiller 2010-14
3.	5.3	O.J. Simpson 1969-77
4.	5.2	Cookie Gilchrist 1962-1964
5.	5.2	Fred Jackson 2007-14

## BEST YARDS PER TOUCH, SEASON

Rank	Avg	Player/Season
1.	13.9	Andre Reed 1994
2.	12.9	Eric Moulds 2002
3.	6.8	Larry Centers 2001
4.	6.8	C.J. Spiller 2012

## TOP SINGLE-GAME SCRIMMAGE YARD TOTALS

Yards	Player	Game
273	O.J. Simpson	11/25/76 at Detroit
268	Thurman Thomas	9/1/91 vs. Miami



# ALL-TIME REGULAR SEASON INTERCEPTIONS

## ALL-TIME INTERCEPTIONS LEADERS

Player	Season	G	Int	Yds	Avg	Long	TD
1. Butch Byrd	1964-1971(8)	112	40	666	16.7	75	5
2. Tony Greene	1971-1979(9)	128	37	628	17.0	101†	2
3. Mark Kelso	1986-1993(8)	99	30	327	10.9	78†	1
4. Charles Rome	1977-1986(10)	151	28	493	17.6	85†	1
5. Nate Odomes	1987-1993(7)	108	26	224	8.6	48	1
6. Mario Clark	1976-1983(8)	115	25	438	17.5	53	0
7†. Nate Clements	2001-2006(6)	96	23	341	14.8	58†	5
7†. Booker Edgerson	1962-1969(8)	100	23	421	18.3	91	2
7†. Steve Freeman	1975-1986(12)	178	23	329	14.3	50†	3
10†. Jairus Byrd	2009-2013(5)	73	22	409	18.6	57	2
10†. George Saines	1963-1969(7)	91	22	238	10.8	32	0

## LONGEST INT RETURN

Player	Long
1. Tony Greene (1976)	101†
2. Tom Janik (1972)	100†
3. Booker Edgerson (1964)	91
4†. Charles Rome (1978)	85†
4†. Henry Jones (1993)	85†

## MOST INTERCEPTIONS, SEASON

Rank	Touches	Player/Seasons
1	10	Billy Atkins 1961 Tom Janik 1967
3.	9	Tony Greene 1974 Tony Greene 1977 Nate Odomes 1993 Jairus Byrd 2009

## MOST INTERCEPTIONS, GAME

Rank	Rec	Player/Game
1.	3	Billy Atkins 10/16/60 vs. N.Y. Titans Marv Matuszak 10/7/62 at Houston Charley Warner 9/19/65 at Denver Tom Janik 12/9/67 at Boston George "Butch" Byrd 10/5/69 at Houston Tony Greene 10/30/77 at Seattle Jeff Nixon 9/7/80 vs. Miami Mark Kelso 12/12/92 vs. Denver Nate Clements 10/20/02 at Miami

## MOST INTS RETURNED FOR A TD, CAREER

Rank	TDs	Player/Seasons
1.	5	George "Butch" Byrd 1964-70 Tom Janik 1965-68 Nate Clements 2001-06
2.	4	Henry Jones 1991-2000
3.	3	Steve Freeman 1975-80

## MOST INTS RETURNED FOR A TD, SEASON

Rank	TDs	Player/Season
1.	2	Tom Janik 1966 Tom Janik 1967 Booker Edgerson 1968 Henry Jones 1992 Brandon Spoon 2001 Takeo Spikes 2004 Jabari Greer 2008

## MOST INTERCEPTION YARDS, CAREER

Rank	Yards	Player/Seasons
1.	666	George "Butch" Byrd 1964-70
2.	628	Tony Greene 1971-79
3.	495	Tom Janik 1965-68
4.	493	Charles Rome 1977-86



# ALL-TIME REGULAR SEASON SACKS/MISC TDS

## MOST SACKS, CAREER

Rank	Sacks	Player/Seasons
1.	171.0	Bruce Smith 1985-99
2.	78.0	Aaron Schobel 2001-09
3.	61.5	Phil Hansen 1991-2001
4.	52.5	Cornelius Bennett 1987-95
5.	<b>51.0</b>	<b>Jerry Hughes 2013-2020</b>
6.	48.5	Kyle Williams 2006-2018
7.	43.0	Mario Williams 2012-15
8.	38.5	Darryl Talley 1983-94
9.	35.0	Marcell Dareus 2011-2017

## MOST SACKS, SEASON

Rank	Sacks	Player/Season
1.	19.0	Bruce Smith 1990
2.	17.5	Bryce Paup 1995
3.	15.0	Bruce Smith 1986
4.	14.5	Mario Williams 2014
5.	14.0	Bruce Smith 1993 Bruce Smith 1992 Bruce Smith 1997

## MOST SACKS, GAME

Rank	Sacks	Player/Game
1.	4.5	Mario Williams 9/15/13 vs. Carolina
2.	4.0	Cornelius Bennett 12/27/87 at Philadelphia Bruce Smith 12/9/90 at Indianapolis Bruce Smith 9/18/94 at Houston
5.	3.5	Mario Williams 11/13/14 at Miami

**Note:** The Bills record book only includes figures since 1982 when sacks first became an official NFL statistic

## LONGEST FUMBLE RETURN FOR A TD

Rank	Return	Player/Game
1.	87	Dave Kilson 9/25/83 vs. Houston
2.	74	Da'Norris Searcy 9/8/13 vs. New England
3.	68	Terrence McGee 11/12/06 at Indianapolis

## MOST FUMBLE RETURN TDS, CAREER

Rank	Returns	Player/Seasons
1.	<b>2</b>	<b>Jerry Hughes 2013-2020</b> Nate Odomes 1987-1993 Ahmad Rashad 1987-1993

## LONGEST BLOCKED PUNT TD RETURN

Rank	Return	Player/Game
1.	38	James Williams 10/7/90 vs. L.A. Raiders
2.	36	Stan David 12/8/84 at N.Y. Jets
3.	18	Gabe Northern 11/10/96 at Philadelphia

## LONGEST BLOCKED FIELD GOAL TD

Rank	Return	Player/Game
1.	80	Cornelius Bennett 9/30/90 vs. Denver
2.	76	Charles Romea 9/2/79 vs. Miami Mark Kelso 9/24/89 at Houston
4.	72	Jim Dunaway 11/13/66 vs. N.Y. Jets



# ALL-TIME REGULAR SEASON PUNTING

## ALL-TIME LEADING PUNTERS, GROSS

	Player	Season	G	Punt	Blk	Yds	Avg	TB	In20
1.	Corey Bojorquez	2018-2020 (3)	40	165	2	7423	45.0	18	74
2.	Shawn Powell	2012-2013 (2)	18	100	0	4473	44.7	7	33
3.	Colton Schmidt	2014-2018 (5)	68	346	0	15224	44.0	21	110
4.	Brian Moorman	2001-2013(13)	190	923	2	40370	43.7	82	259
5.	Paul Maguire	1964-1970(7)	98	552	3	23249	42.1	-	-

## MOST PUNTS, CAREER

Rank	Punts	Player/Seasons
1.	923	Brian Moorman 2001-13
2.	769	Chris Mohr 1991-2000
3.	552	Paul Maguire 1964-70

## MOST PUNTS INSIDE THE 20, CAREER

Rank	Punts	Player/Seasons
1.	259	Brian Moorman 2001-13
2.	190	Chris Mohr 1991-2000
3.	130	Paul Maguire 1964-70

## LONGEST PUNT

Rank	Punt	Player/Game
1.	84	Brian Moorman 12/22/02 at Green Bay
2.	80	Chris Mohr 10/13/96 vs. Miami Brian Moorman 9/12/04 vs. Jacksonville

## MOST PUNTS, SEASON

Rank	Punts	Player/Season
1.	101	Chris Mohr 1996
2.	100	Paul Maguire 1968
3.	96	Rusty Jackson 1979

## MOST PUNTS INSIDE THE 20, SEASON

Rank	Punts	Player/Season
1.	34	Corey Bojorquez 2019
2.	33	John Kidd 1985 Brian Moorman 2006

## BEST GROSS AVERAGE, SEASON

Rank	Avg	Player/Season
1.	50.78	Corey Bojorquez 2020
2.	48.22	Brian Moorman 2011
3.	46.58	Brian Moorman 2009

## BEST GROSS AVERAGE, GAME

Rank	Avg	Player/Game
1.	57.83	Brian Moorman 10/8/06 at Chicago
2.	56.50	Brian Moorman 9/7/03 vs. New England
3.	55.14	Paul Maguire 9/21/69 vs. Houston

## MOST PUNTS, GAME

Rank	Punts	Player/Game
1.	11	Paul Maguire 10/15/67 vs. Oakland Paul Maguire 12/7/68 at Houston Marv Bateman 11/15/76 at Dallas Chris Mohr 10/6/96 vs. Indianapolis



# ALL-TIME REGULAR SEASON PUNT RETURNS

## ALL-TIME LEADING PUNT RETURNERS

	Player	Season	G	PR	FC	Yds	Avg	Lg	TD
1	Roscoe Parrish	2005-2011(7)	77	135	52	1622	12	82†	3
2	Jeff Burris	1994-1997(4)	54	100	22	1045	10.5	57	0
3	Leodis McKelvin	2008-2015(8)	98	99	53	1021	10.3	88†	3
4	Keith Moody	1976-1979(4)	58	88	29	920	10.5	91†	3
5	Kevin Williams	1998-1999(2)	32	70	28	700	10	73	0

## MOST PUNT RETURNS, CAREER

Rank	Returns	Player/Seasons
1.	135	Roscoe Parrish 2005-11
2.	100	Jeff Burris 1994-97
3.	99	Leodis McKelvin 2008-15

## MOST PUNT RETURN YARDS, CAREER

Rank	Yards	Player/Seasons
1.	1,622	Roscoe Parrish 2005-11
2.	1,045	Jeff Burris 1994-97
3.	1,021	Leodis McKelvin 2008-15

## MOST PUNT RETURN TDS, CAREER

Rank	TDs	Player/Seasons
1.	3	Keith Moody 1976-79 Roscoe Parrish 2005-11 Leodis McKelvin 2008-15

## BEST PUNT RETURN AVERAGE, CAREER

Rank	Avg	Player/Seasons
1.	12.08	C.J. Spiller 2010-14
2.	12.01	Roscoe Parrish 2005-11
3.	12.00	Clifford Hicks 1990-92

## LONGEST PUNT RETURN

Rank	Return	Player/Game
1.	91	Keith Moody 10/23/77 vs. Cleveland
2.	88	Leodis McKelvin 9/16/12 vs. Kansas City
3.	86	Nate Clements 11/21/04 vs. St. Louis

## MOST PUNT RETURNS, SEASON

Rank	Returns	Player/Season
1.	43	Donnie Walker 1974
2.	42	Robb Riddick 1983
3.	38	Keith Moody 1979

## MOST PUNT RETURN YARDS, SEASON

Rank	Yards	Player/Season
1.	440	Roscoe Parrish 2007
2.	431	Leodis McKelvin 2012
3.	384	Donnie Walker 1974

## MOST PUNT RETURN TDS, SEASON

Rank	TDs	Player/Season
1.	2	Leodis McKelvin 2012
2.	1	On 23 occasions (Last: Isaiah McKenzie 2020)

## BEST PUNT RETURN AVERAGE, SEASON

Rank	Avg	Player/Season
1.	18.74	Leodis McKelvin 2012
2.	16.30	Roscoe Parrish 2007
3.	15.33	Roscoe Parrish 2008



# ALL-TIME REGULAR SEASON KICK RETURNS

## ALL-TIME LEADING KICK RETURNERS

	Player	Season	G	KR	Yds	Avg	Lg	TD
1	Terrence McGee	2003-2012(10)	122	207	5450	26.3	104†	5
2	Leodis McKelvin	2008-2015(8)	98	95	2471	26	98†	1
3	Keith Moody	1976-1979(4)	58	101	2168	21.5	45	0
4	Eric Moulds	1996-2005(10)	154	96	2128	22.2	97†	1
5	Kevin Williams	1998-1999(2)	32	89	1899	21.3	62	0

## MOST KICK RETURNS, CAREER

Rank	Returns	Player/Seasons
1.	207	Terrence McGee 2003-12
2.	101	Keith Moody 1976-79
3.	96	Eric Moulds 1996-2005
4.	95	Leodis McKelvin 2008-15

## MOST KICK RETURN YARDS, CAREER

Rank	Yards	Player/Seasons
1.	5,450	Terrence McGee 2003-12
2.	2,471	Leodis McKelvin 2008-15
3.	2,168	Keith Moody 1976-79

## MOST KICK RETURN TDS, CAREER

Rank	TDs	Player/Seasons
1.	5	Terrence McGee 2003-12
2.	3	Charley Warner 1964-66
3.	2	Wallace Francis 1973-74 C.J. Spiller 2010-14

## BEST KICK RETURN AVERAGE, CAREER

Rank	Avg	Player/Seasons
1.	30.00	O.J. Simpson 1969-77
2.	28.51	Andre Roberts 2019-20
3.	27.23	Wallace Francis 1973-74

## LONGEST KICK RETURN

Rank	Return	Player/Game
1.	104	Terrence McGee 12/5/04 at Miami (TD)
2.	103	Terrence McGee 10/8/07 vs. Dallas (TD)

## MOST KICK RETURNS, SEASON

Rank	Returns	Player/Season
1.	64	Charlie Rogers 2002
2.	52	Eric Moulds 1996 Terrence McGee 2004 Terrence McGee 2006 Leodis McKelvin 2008

## MOST KICK RETURN YARDS, SEASON

Rank	Yards	Player/Season
1.	1,468	Leodis McKelvin 2008
2.	1,391	Terrence McGee 2005
3.	1,370	Terrence McGee 2004

## MOST KICK RETURN TDS, SEASON

Rank	TDs	Player/Season
1.	3	Terrence McGee 2004
2.	2	Charley Warner 1965 Wallace Francis 1973

## BEST KICK RETURN AVERAGE, SEASON

Rank	Avg	Player/Season
1.	30.24	Terrence McGee 2005
2.	30.03	Andre Roberts 2020
3.	29.87	Wallace Francis 1973
4.	28.33	Leodis McKelvin 2012



# ALL-TIME REGULAR SEASON ROOKIE RECORDS

## PASSING

### MOST ATTEMPTS, Season

1. Dennis Shaw, 1970 ..... 321
2. **Josh Allen, 2018 ..... 320**
3. EJ Manuel, 2013 ..... 306
4. Trent Edwards, 2007 ..... 269
5. John Green, 1960 ..... 228

### MOST COMPLETIONS, Season

1. EJ Manuel, 2013 ..... 180
2. Dennis Shaw, 1970 ..... 178
3. **Josh Allen, 2018 ..... 169**
4. Trent Edwards, 2007 ..... 151
5. Dan Darragh, 1968 ..... 92

### MOST YARDS, Season

1. Dennis Shaw, 1970 ..... 2,507
2. **Josh Allen, 2018 ..... 2,074**
3. EJ Manuel, 2013 ..... 1,972
4. Trent Edwards, 2007 ..... 1,630
5. John Green, 1960 ..... 1,267

### MOST TD PASSES, Season

1. EJ Manuel, 2013 ..... 11
- 2t. **Josh Allen, 2018 ..... 10**
- 2t. John Green, 1960 ..... 10
- 2t. Dennis Shaw, 1970 ..... 10
- 4t. Trent Edwards, 2007 ..... 7

## RUSHING

### MOST ATTEMPTS, Season

1. Joe Cribbs, 1980 ..... 306
2. Willis McGahee, 2004 ..... 284
3. Marshawn Lynch, 2007 .. 280
4. Greg Bell, 1984 ..... 262
5. Terry Miller, 1978 ..... 238

### MOST YARDS, Season

1. Joe Cribbs, 1980 ..... 1,185
2. Willis McGahee, 2004 ... 1,128
3. Marshawn Lynch, 2007 .... 1,115
4. Greg Bell, 1984 ..... 1,100
5. Terry Miller, 1978 ..... 1,060

### MOST TOUCHDOWNS, Season

1. Willis McGahee, 2004 ..... 13
2. Joe Cribbs, 1980 ..... 11
- 3t. **Josh Allen, 2018 ..... 8**
- 3t. Antowain Smith, 1997 ..... 8
- 5t. Terry Miller, 1978 ..... 7
- 5t. Greg Bell, 1984 ..... 7
- 5t. Marshawn Lynch, 2007 ... 7
- 5t. Karlos Williams, 2015 ..... 7

## RECEIVING

### MOST RECEPTIONS, Season

1. Sammy Watkins, 2014 .... 65
2. Joe Cribbs, 1980 ..... 52
3. Glenn Bass, 1961 ..... 50
- 4t. Jerry Butler, 1979 ..... 48
- 4t. Andre Reed, 1985 ..... 48

### MOST YARDS, Season

1. Sammy Watkins, 2014 ... 982
2. Lee Evans, 2004 ..... 843
3. Jerry Butler, 1979 ..... 834
4. Glenn Bass, 1961 ..... 765
5. Elbert Dubenion, 1960 ... 752

### MOST TOUCHDOWNS, Season

1. Lee Evans, 2004 ..... 9
- 2t. **Gabriel Davis, 2020 ..... 7**
- 2t. Elbert Dubenion, 1960 ..... 7
3. Sammy Watkins, 2014 ..... 6

## TOTAL OFFENSE

### MOST POINTS, Season

1. **Tyler Bass, 2020 ..... 141**
2. Pete Gogolak, 1964 ..... 102
3. Booth Lusteg, 1966 ..... 98
4. Willis McGahee, 2004 .... 78
5. Joe Cribbs, 1980 ..... 72
- 6t. Grant Guthrie, 1970 ..... 54
- 6t. Lee Evans, 2004 ..... 54

## INTERCEPTIONS

### MOST INTERCEPTIONS, Season

1. Jairus Byrd, 2009 ..... 9
2. Archie Matsos, 1960 ..... 8
- 3t. Carl Charon, 1962 ..... 7
- 3t. George "Butch" Byrd, 1964...7

## PUNT RETURNS

### PUNT RETURN YARDS, Season

1. Jeff Burris, 1994 ..... 332
2. Hagood Clarke, 1964 .... 317
3. Don Wilson, 1984 ..... 297
4. Russell Copeland, 1993.. 274
5. Donnie Walker, 1973 ..... 210

## KICK RETURNS

### KICK RETURN YARDS, Season

1. Leodis McKelvin, 2008 .. 1,468
2. Eric Moulds, 1996 ..... 1,205
3. C.J. Spiller, 2010 ..... 1,014
4. Max Anderson, 1968 ..... 971
5. Darick Holmes, 1995 ..... 799



# 300-YARD PASSING PERFORMANCES

## REGULAR SEASON ONLY

YARDS	ATT	COMP	TD	INT	PLAYER	OPP.	DATE	H/A	SCORE	RECORD
334	49	18	2	1	John Green	v HOU	10/30/60	H	W, 25-24	1-0
300	24	12	2	2	Jack Kemp	@ KCY	10/13/63	A	W, 35-26	2-0
317	36	18	1	1	Jack Kemp (2)	v BOS	10/26/63	H	W, 28-21	3-0
378	26	14	3	3	Jack Kemp (3)	@ HOU	10/11/64	A	W, 48-17	4-0
317	21	12	2	2	Dennis Shaw	v NYJ	10/4/70	H	W, 33-31	5-0
358	32	24	2	2	Dennis Shaw (2)	v MIA	10/18/70	H	L, 14-33	5-1
353	30	18	4	3	Dennis Shaw (3)	v DAL	9/19/71	H	L, 37-49	5-2
331	40	25	1	3	Joe Ferguson	@ MIA	12/17/77	A	L, 14-31	5-3
367	30	19	5	0	Joe Ferguson (2)	v NYJ	9/23/79	H	W, 46-31	6-3
317	23	14	3	1	Joe Ferguson (3)	@ BAL	9/30/79	A	W, 31-13	7-3
339	35	17	1	2	Joe Ferguson (4)	@ DET	10/28/79	A	W, 20-17	8-3
316	46	27	0	1	Joe Ferguson (5)	v DEN	12/2/79	H	L, 9-16	8-4
338	29	20	3	0	Joe Ferguson (6)	v MIA	10/12/81	H	W, 31-21	9-4
301	42	19	1	4	Joe Ferguson (7)	@ DAL	11/9/81	A	L, 14-27	9-5
330	45	25	3	1	Joe Ferguson (8)	v MIN	9/16/82	H	W, 23-22	10-5
419	55	38	5	1	Joe Ferguson (9)	@ MIA	10/9/83	A	W, 38-35	11-5
340	46	31	2	0	Joe Ferguson (10)	v NYJ	9/23/84	H	L, 26-28	11-6
377	46	31	0	2	Vince Ferragamo	v SDC	9/8/85	H	L, 9-14	11-7
357	39	22	0	2	Bruce Mathison	v NYJ	12/8/85	H	L, 7-27	11-8
342	39	29	3	0	Jim Kelly	@ TAM	11/2/86	A	L, 28-34	11-9
315	39	20	2	0	Jim Kelly (2)	v CLE	12/7/86	H	L, 17-21	11-10
305	42	25	3	1	Jim Kelly (3)	v NYJ	9/13/87	H	L, 28-31	11-11
359	39	29	2	0	Jim Kelly (4)	@ MIA	10/25/87	A	W, 34-31	12-11
315	36	22	1	0	Jim Kelly (5)	@ RAI	12/6/87	A	L, 21-34	12-12
315	39	21	3	1	Jim Kelly (6)	v IND	10/9/88	H	W, 34-23	13-12
302	27	16	3	1	Jim Kelly (7)	@ NYJ	10/17/88	A	W, 37-14	14-12
363	29	17	5	1	Jim Kelly (8)	@ HOU	9/24/89	A	W, 47-41	15-12
356	41	21	1	2	Jim Kelly (9)	@ NEP	11/19/89	A	L, 24-33	15-13
334	32	19	3	1	Jim Kelly (10)	v PHI	12/2/90	H	W, 30-23	16-13
381	39	29	2	1	Jim Kelly (11)	v MIA	9/1/91	H	W, 35-31	17-13
363	43	31	6	2	Jim Kelly (12)	v PIT	9/8/91	H	W, 52-34	18-13
322	35	20	1	1	Jim Kelly (13)	@ TAM	9/22/91	A	W, 17-10	19-13
303	29	19	3	0	Jim Kelly (14)	v CHI	9/29/91	H	W, 35-20	20-13
392	27	18	5	3	Jim Kelly (15)	v CIN	10/21/91	H	W, 35-16	21-13
347	52	33	2	1	Jim Kelly (16)	@ RAI	12/8/91	A	W, 30-27	22-13
403	33	22	3	1	Jim Kelly (17)	@ SFR	9/13/92	A	W, 34-31	23-13
308	20	15	3	0	Jim Kelly (18)	@ NEP	9/27/92	A	W, 41-7	24-13
306	48	25	1	4	Jim Kelly (19)	v MIA	10/4/92	H	L, 10-37	24-14
302	45	26	0	1	Jim Kelly (20)	@ RAI	10/11/92	A	L, 3-20	24-15
317	46	29	1	0	Jim Kelly (21)	@ NEP	11/7/93	A	W, 13-10	25-15
328	41	25	4	3	Jim Kelly (22)	@ NEP	9/11/94	A	W, 38-35	26-15
365	44	32	2	1	Jim Kelly (23)	v GBY	11/20/94	H	W, 29-20	27-15
316	37	22	2	0	Jim Kelly (24)	@ NYJ	11/19/95	A	W, 28-26	28-15
313	41	24	1	1	Jim Kelly (25)	@ NYG	9/1/96	A	W, 23-20	29-15
309	44	23	1	0	Todd Collins	v IND	10/6/96	H	W, 16-13	30-15
324	41	24	1	2	Jim Kelly (26)	@ SEA	12/8/96	A	L, 18-26	30-16
339	39	21	2	0	Doug Flutie	@ NEP	11/29/98	A	L, 21-25	30-17
319	30	18	2	3	Doug Flutie (2)	@ CIN	12/6/98	A	W, 33-20	31-17
300	42	22	1	2	Doug Flutie (3)	@ IND	9/12/99	A	L, 14-31	31-18
321	47	29	1	1	Rob Johnson	v SDC	10/15/00	H	W, 27-24	32-18
366	25	20	3	0	Doug Flutie (4)	@ SEA	12/23/00	A	W, 42-23	33-18



# 300-YARD PASSING PERFORMANCES

## REGULAR SEASON ONLY

YARDS	ATT	COMP	TD	INT	PLAYER	OPP.	DATE	H/A	SCORE	RECORD
310	37	24	1	1	Rob Johnson (2)	@ SDC	10/28/01	A	L, 24-27	33-19
316	42	28	2	0	Alex Van Pelt	v SEA	11/18/01	H	L, 20-23	33-20
309	34	21	3	1	Alex Van Pelt (2)	v MIA	11/25/01	H	L, 27-34	33-21
463	49	35	3	0	Drew Bledsoe	@ MIN	9/15/02	A	W, 45-39	34-21
328	36	28	4	0	Drew Bledsoe (2)	v CHI	9/29/02	H	W, 33-27	35-21
417	53	32	2	3	Drew Bledsoe (3)	v OAK	10/6/02	H	L, 31-49	35-22
302	36	21	1	0	Drew Bledsoe (4)	v DET	10/27/02	H	W, 24-17	36-22
302	45	28	1	1	Drew Bledsoe (5)	v NEP	11/3/02	H	L, 7-38	36-23
306	27	15	3	0	Drew Bledsoe (6)	v MIA	12/1/02	H	W, 38-21	37-23
328	51	32	2	4	Drew Bledsoe (7)	@ NEP	12/8/02	A	L, 17-27	37-24
314	25	19	2	0	Drew Bledsoe (8)	@ JAX	9/14/03	A	W, 38-17	38-24
308	31	24	1	1	Kelly Holcomb	@ CIN	12/24/05	A	W, 37-27	39-24
328	38	22	1	1	J.P. Losman	v NYJ	9/24/06	H	L, 20-28	39-25
340	38	26	3	1	J.P. Losman (2)	@ HOU	11/19/06	A	W, 24-21	40-25
374	43	29	4	2	Ryan Fitzpatrick	@ BAL	10/24/10	A	L, 34-37	40-26
316	34	21	4	2	Ryan Fitzpatrick (2)	@ CIN	11/21/10	A	W, 49-31	41-26
369	40	27	2	2	Ryan Fitzpatrick (3)	v NEP	9/25/11	H	W, 34-31	42-26
316	47	31	2	3	Ryan Fitzpatrick (4)	v MIA	12/18/11	H	L, 23-30	42-27
307	46	29	2	4	Ryan Fitzpatrick (5)	@ NEP	1/1/12	A	L, 21-49	42-28
350	39	22	4	4	Ryan Fitzpatrick (6)	v NEP	9/30/12	H	L, 28-52	42-29
337	40	27	2	1	Ryan Fitzpatrick (7)	@ NEP	11/11/12	A	L, 31-37	42-30
308	43	30	1	1	Kyle Orton	at DET	10/5/14	A	W, 17-14	43-30
355	57	38	1	2	Kyle Orton (2)	at DEN	12/7/14	A	L, 17-24	43-31
329	49	32	3	2	Kyle Orton (3)	at OAK	12/21/14	A	L, 24-26	43-32
329	39	26	3	0	Tyrod Taylor	v MIA	12/24/16	H	L, 31-34 (OT)	43-33
312	46	33	2	0	Josh Allen	v NYJ	9/13/20	H	W, 27-17	44-33
415	35	24	4	0	Josh Allen (2)	at MIA	9/20/20	A	W, 31-28	45-33
311	33	24	4	1	Josh Allen (3)	v LAR	9/27/20	H	W, 35-32	46-33
307	43	30	0	0	Josh Allen (4)	at NYJ	10/25/20	A	W, 18-10	47-33
415	38	31	3	0	Josh Allen (5)	v SEA	11/8/20	H	W, 44-34	48-33
375	40	32	4	0	Josh Allen (6)	at SF	12/7/20	A	W, 34-24	49-33
359	40	28	2	0	Josh Allen (7)	at DEN	12/20/20	A	W, 48-19	50-33
320	36	27	4	0	Josh Allen (8)	at NE	12/28/20	A	W, 38-9	51-33



# 100-YARD RECEIVING PERFORMANCES

## REGULAR SEASON ONLY

YARDS	REC	AVG.	PLAYER	OPP.	DATE	H/A	SCORE	WITH 1 M/2
112	3	37.3	Elbert Dubenion	v DEN	9/18/60	H	L, 21-27	0-1-0
110	5	22.0	Wray Carlton	v OAK	10/23/60	H	W, 38-9	1-1-0
177	6	29.5	Wray Carlton (2)	v HOU	10/30/60	H	W, 25-24	2-1-0
161	8	20.1	Elbert Dubenion (2)	v DLT	11/6/60	H	L, 28-45	2-2-0
123	10	12.3	Tom Rychlec	@ OAK	11/13/60	A	L, 7-20	2-3-0
134	6	22.3	Elbert Dubenion (3)	@ DEN	11/27/60	A	T, 38-38	2-3-1
102	4	25.5	Monte Crockett	@ HOU	10/8/61	A	W, 22-12	3-3-1
159	4	39.8	Glenn Bass	v DLT	10/15/61	H	W, 27-24	4-3-1
107	8	13.4	Perry Richards	@ BOS	10/22/61	A	L, 21-52	4-4-1
123	8	15.4	Glenn Bass (2)	v HOU	10/29/61	H	L, 16-28	4-5-1
100	4	25.0	Elbert Dubenion (4)	v OAK	11/5/61	H	L, 22-31	4-6-1
110	12	9.2	Glenn Bass (3)	@ OAK	12/3/61	A	W, 26-21	5-6-1
117	9	13.0	Ernie Warlick	v DLT	12/2/62	H	W, 23-14	6-6-1
108	7	15.4	Bill Miller	@ OAK	9/15/63	A	L, 17-35	6-7-1
146	8	18.3	Elbert Dubenion (5)	@ OAK	9/15/63	A	L, 17-35	(0-1)
100	5	20.0	Elbert Dubenion (6)	v KCY	9/22/63	H	T, 27-27	6-7-2
152	12	12.7	Bill Miller (2)	v OAK	10/5/63	H	W, 12-0	7-7-2
109	3	36.3	Charley Ferguson	v BOS	10/26/63	H	W, 28-21	8-7-2
119	5	23.8	Elbert Dubenion (7)	@ DEN	11/3/63	A	W, 30-28	9-7-2
100	4	25.0	Ed Rutkowski	v DEN	11/9/63	H	W, 27-17	10-7-2
112	6	18.7	Elbert Dubenion (8)	v SDC	11/17/63	H	L, 13-23	10-8-2
123	5	24.6	Elbert Dubenion (9)	v SDC	9/26/64	H	W, 30-3	11-8-2
183	5	36.6	Elbert Dubenion (10)	@ HOU	10/11/64	A	W, 48-17	12-8-2
147	5	29.4	Glenn Bass (4)	@ HOU	10/11/64	A	W, 48-17	(1-1)
122	5	24.4	Elbert Dubenion (11)	@ KCY	10/18/64	A	W, 35-22	13-8-2
218	5	43.6	Elbert Dubenion (12)	v NYJ	10/24/64	H	W, 34-24	14-8-2
231	8	28.9	Glenn Bass (5)	@ NYJ	11/8/64	A	W, 20-7	15-8-2
127	7	18.1	Ed Rutkowski (2)	v BOS	11/15/64	H	L, 28-36	15-9-2
141	6	23.5	Glenn Bass (6)	v BOS	11/15/64	H	L, 28-36	(1-2)
103	6	17.2	Glenn Bass (7)	@ BOS	12/20/64	A	W, 24-14	16-9-2
127	3	42.3	Elbert Dubenion (13)	@ BOS	12/20/64	A	W, 24-14	(2-2)
103	5	20.6	Elbert Dubenion (14)	@ DEN	9/19/65	A	W, 30-15	17-9-2
156	6	26.0	Billy Joe	v DEN	10/24/65	H	W, 31-13	18-9-2
106	3	35.3	Bo Roberson	@ HOU	12/5/65	A	W, 29-18	19-9-2
127	6	21.2	Bo Roberson (2)	v KCY	12/12/65	H	W, 34-25	20-9-2
101	5	20.2	Elbert Dubenion (15)	v MIA	9/18/66	H	W, 58-24	21-9-2
104	7	14.9	Elbert Dubenion (16)	v BOS	10/8/66	H	L, 10-20	21-10-2
138	7	19.7	Paul Costa	v DEN	11/19/67	H	L, 20-21	21-11-2
163	6	27.2	Paul Costa (2)	@ OAK	12/24/67	A	L, 21-28	21-12-2
108	5	21.6	Haven Moses	v KCY	10/5/68	H	L, 7-18	21-13-2
119	6	19.8	Marlin Briscoe	@ OAK	10/19/69	A	L, 21-50	21-14-2
147	6	24.5	Haven Moses (2)	@ NYJ	11/9/69	A	L, 6-16	21-15-2
130	6	21.7	Haven Moses (3)	@ BOS	11/23/69	A	L, 21-35	21-16-2
120	4	30.0	Marlin Briscoe (2)	v NYJ	10/4/70	H	W, 33-31	22-16-2
118	4	29.5	Haven Moses (4)	v NYJ	10/4/70	H	W, 33-31	(3-2)
122	4	30.5	Haven Moses (5)	@ PIT	10/11/70	A	L, 10-23	22-17-2
145	7	20.7	Marlin Briscoe (3)	v MIA	10/18/70	H	L, 14-33	22-18-2
121	6	20.2	Wayne Patrick	v MIA	10/18/70	H	L, 14-33	(3-3)
100	5	20.0	Marlin Briscoe (4)	@ NYJ	10/25/70	A	W, 10-6	23-18-2
109	5	21.8	Marlin Briscoe (5)	v CIN	11/8/70	H	L, 14-43	23-19-2
104	4	26.0	Marlin Briscoe (6)	v BOS	11/29/70	H	L, 10-14	23-20-2
100	6	16.7	Haven Moses (6)	v BAL	12/13/70	H	L, 14-20	23-21-2



# 100-YARD RECEIVING PERFORMANCES

## REGULAR SEASON ONLY

YARDS	REC	AVG.	PLAYER	OPP.	DATE	H/A	SCORE	WITH 1 (W/2)
113	3	37.7	Marlin Briscoe (7)	v DAL	9/19/71	H	L, 37-49	23-22-2
151	6	25.2	Haven Moses (7)	@ NYJ	10/17/71	A	L, 17-28	23-23-2
115	8	14.4	J.D. Hill	v BAL	10/1/72	H	L, 0-17	23-24-2
129	8	16.1	J.D. Hill (2)	v DET	12/10/72	H	T, 21-21	23-24-3
118	7	16.9	J.D. Hill (3)	@ SDC	9/23/73	A	L, 7-34	23-25-3
110	7	15.7	Ahmad Rashad	@ NEP	11/3/74	A	W, 29-28	24-25-3
121	6	20.2	John Holland	@ BAL	10/12/75	A	W, 38-31	25-25-3
118	7	16.9	Bob Chandler	v BAL	11/9/75	H	L, 35-42	25-26-3
147	4	36.8	J.D. Hill (4)	v NEP	11/23/75	H	W, 45-31	26-26-3
117	8	14.6	O.J. Simpson	@ MIA	12/7/75	A	L, 21-31	26-27-3
111	2	55.5	John Holland (2)	v MIA	9/13/76	H	L, 21-30	26-28-3
110	5	22.0	Bob Chandler (2)	@ TAM	9/26/76	A	W, 14-9	27-28-3
104	7	14.9	Bob Chandler (3)	@ NEP	11/7/76	A	L, 10-20	27-29-3
111	5	22.2	Reuben Gant	v CLE	10/23/77	H	L, 16-27	27-30-3
120	9	13.3	Bob Chandler (4)	@ OAK	11/28/77	A	L, 13-34	27-31-2
108	7	15.4	Bob Chandler (5)	@ NYJ	12/11/77	A	W, 14-10	28-31-3
100	6	16.7	Reuben Gant (2)	v NYJ	9/10/78	H	L, 20-21	28-32-2
153	5	30.6	Frank Lewis	@ MIA	9/17/78	A	L, 24-31	28-33-3
116	7	16.6	Bob Chandler (6)	v KCY	10/1/78	H	W, 28-13	29-33-3
114	7	16.3	Bob Chandler (7)	@ CLE	10/29/78	A	L, 20-41	29-34-3
126	7	18.0	Frank Lewis (2)	@ KCY	12/3/78	A	L, 10-14	29-35-3
116	7	16.6	Jerry Butler	v CIN	9/9/79	H	W, 51-24	30-35-3
157	8	19.6	Curtis Brown	@ SDC	9/16/79	A	L, 19-27	30-36-3
255	10	25.5	Jerry Butler (2)	v NYJ	9/23/79	H	W, 46-31	31-36-3
120	3	40.0	Frank Lewis (3)	@ BAL	9/30/79	A	W, 31-13	32-36-3
158	8	19.8	Frank Lewis (4)	v BAL	10/21/79	H	L, 13-14	32-37-3
190	7	27.1	Frank Lewis (5)	@ DET	10/28/79	A	W, 20-17	33-37-3
116	6	19.3	Frank Lewis (6)	v GBY	11/18/79	H	W, 19-12	34-37-3
111	8	13.9	Frank Lewis (7)	@ MIN	12/9/79	A	L, 3-10	34-38-3
133	5	26.6	Jerry Butler (3)	@ NOR	9/21/80	A	W, 35-26	35-38-3
122	9	13.6	Jerry Butler (4)	v ATL	11/2/80	H	L, 14-30	35-39-3
123	6	20.5	Jerry Butler (5)	v NYJ	9/6/81	H	W, 31-0	36-39-3
108	7	15.4	Frank Lewis (8)	v PHI	9/17/81	H	L, 14-20	36-40-3
132	8	16.5	Frank Lewis (9)	@ CIN	9/27/81	A	L, 24-27	36-41-3
106	5	21.2	Frank Lewis (10)	v MIA	10/12/81	H	W, 31-21	37-41-3
109	6	18.2	Frank Lewis (11)	@ NYJ	10/18/81	A	L, 14-33	37-42-3
163	5	32.6	Joe Cribbs	v CLE	11/1/81	H	W, 22-13	38-42-3
118	8	14.8	Jerry Butler (6)	@ DAL	11/9/81	A	L, 14-27	38-43-3
111	6	18.5	Roland Hooks	v NEP	11/22/81	H	W, 20-17	39-43-3
113	5	22.6	Frank Lewis (12)	@ SDC	12/6/81	A	W, 28-27	40-43-3
111	7	15.9	Jerry Butler (7)	v MIN	9/16/82	H	W, 23-22	41-43-3
113	7	16.1	Frank Lewis (13)	@ NEP	1/2/83	A	L, 19-30	41-44-3
116	7	16.6	Frank Lewis (14)	v NEP	10/23/83	H	L, 0-31	41-45-3
106	4	26.5	Byron Franklin	@ RAM	11/27/83	A	L, 17-41	41-46-3
103	6	17.2	Perry Tuttle	@ ATL	12/18/83	A	L, 14-31	41-47-3
140	4	35.0	Jerry Butler (8)	v SDC	9/8/85	H	L, 9-14	41-48-3
103	6	17.2	Andre Reed	@ SDC	12/1/85	A	L, 7-40	41-49-3
127	5	25.4	Chris Burkett	v NYJ	12/8/85	H	L, 7-27	41-50-3
113	7	16.1	Pete Metzelaars	@ TAM	11/2/86	A	L, 28-34	41-51-3
122	3	40.7	Chris Burkett (2)	v CLE	12/7/86	H	L, 17-21	41-52-3
145	5	29.0	Chris Burkett (3)	@ IND	12/14/86	A	L, 14-24	41-53-3



# 100-YARD RECEIVING PERFORMANCES

## REGULAR SEASON ONLY

YARDS	REC	AVG.	PLAYER	OPP.	DATE	H/A	SCORE	WITH 1 (W/2)
115	7	16.4	Chris Burkett (4)	v HOU	9/20/87	H	W, 34-30	42-53-3
130	9	14.4	Chris Burkett (5)	@ MIA	10/25/87	A	W, 34-31	43-53-3
108	8	13.5	Andre Reed (2)	v WAS	11/1/87	H	L, 7-27	43-54-3
153	7	21.9	Andre Reed (3)	@ RAI	12/6/87	A	L, 21-34	43-55-3
122	8	15.3	Andre Reed (4)	v MIA	9/11/88	H	W, 9-6	44-55-3
124	7	17.7	Andre Reed (5)	v IND	10/9/88	H	W, 34-23	45-55-3
132	7	18.9	Andre Reed (6)	@ NYJ	10/17/88	A	W, 37-14	46-55-3
132	6	22.0	Trumaine Johnson	v NEP	10/23/88	H	W, 23-20	47-55-3
157	13	12.1	Andre Reed (7)	v DEN	9/18/89	H	L, 14-28	47-56-3
135	5	27.0	Andre Reed (8)	@ HOU	9/24/89	A	W, 47-41	48-56-3
114	4	28.5	Andre Reed (9)	v NEP	10/1/89	H	W, 31-10	49-56-3
106	8	13.3	Andre Reed (10)	v RAM	10/16/89	H	W, 23-20	50-56-3
100	5	20.0	Andre Reed (11)	@ ATL	11/5/89	A	L, 28-30	50-57-3
107	6	17.8	Andre Reed (12)	@ NEP	11/19/89	A	L, 24-33	50-58-3
115	10	11.5	Andre Reed (13)	@ SFR	12/17/89	A	L, 10-21	50-59-3
116	8	14.5	Andre Reed (14)	v NYJ	10/21/90	H	W, 30-27	51-59-3
122	7	17.4	Andre Reed (15)	@ CLE	11/4/90	A	W, 42-0	52-59-3
174	5	34.8	James Lofton	v PHI	12/2/90	H	W, 30-23	53-59-3
154	11	14.0	Andre Reed (16)	v MIA	9/1/91	H	W, 35-31	54-59-3
103	8	12.9	Thurman Thomas	v MIA	9/1/91	H	W, 35-31	(4-3)
118	9	13.1	Andre Reed (17)	v PIT	9/8/91	H	W, 52-34	55-59-3
112	10	11.2	Don Beebe	v PIT	9/8/91	H	W, 52-34	(5-3)
112	13	8.6	Thurman Thomas (2)	@ NYJ	9/15/91	A	W, 23-20	56-59-3
122	4	30.5	James Lofton (2)	v CHI	9/29/91	H	W, 35-20	57-59-3
220	8	27.5	James Lofton (3)	v CIN	10/21/91	H	W, 35-16	58-59-3
121	5	24.2	Andre Reed (18)	v NEP	11/3/91	H	W, 22-17	59-59-3
114	6	19.0	James Lofton (4)	@ GBY	11/10/91	A	W, 34-24	60-59-3
109	5	21.8	James Lofton (5)	v NYJ	12/1/91	H	W, 24-13	61-59-3
107	8	13.4	Andre Reed (19)	@ RAI	12/8/91	A	W, 30-27	62-59-3
144	10	14.4	Andre Reed (20)	@ SFR	9/13/92	A	W, 34-31	63-59-3
113	4	28.3	Pete Metzelaars (2)	@ SFR	9/13/92	A	W, 34-31	(6-3)
168	9	18.7	Andre Reed (21)	@ NEP	9/27/92	A	W, 41-7	64-59-3
113	4	28.3	James Lofton (6)	@ NEP	9/27/92	A	W, 41-7	(7-3)
106	6	17.7	Don Beebe (2)	@ NYJ	10/26/92	A	W, 24-20	65-59-3
101	8	12.6	Don Beebe (3)	v PIT	11/8/92	H	W, 28-20	66-59-3
110	4	27.5	Don Beebe (4)	@ IND	11/29/92	A	L, 13-16	66-60-3
104	4	26.0	Don Beebe (5)	v DEN	12/12/92	H	W, 27-17	67-60-3
110	6	18.3	Andre Reed (22)	v NEP	9/5/93	H	W, 38-14	68-60-3
159	7	22.7	Andre Reed (23)	v WAS	11/1/93	H	W, 24-10	69-60-3
115	4	28.8	Don Beebe (6)	v RAI	12/5/93	H	L, 24-25	69-61-3
142	7	20.3	Andre Reed (24)	@ NEP	9/11/94	A	W, 38-25	70-61-3
106	5	21.2	Andre Reed (25)	v KCY	10/30/94	H	W, 44-10	71-61-3
191	15	12.7	Andre Reed (26)	v GBY	11/20/94	H	W, 29-20	72-61-3
106	3	35.3	Andre Reed (27)	@ MIA	12/4/94	A	W, 42-31	73-61-3
112	6	18.7	Andre Reed (28)	v NEP	12/18/94	H	L, 17-41	73-62-3
111	8	13.9	Don Beebe (7)	@ IND	12/24/94	A	L, 9-10	73-63-3
112	2	56.0	Russell Copeland	v CAR	9/10/95	H	W, 31-9	74-63-3
109	6	18.2	Bill Brooks	v SEA	10/15/95	H	W, 27-21	75-63-3
101	7	14.4	Bill Brooks (2)	v ATL	11/12/95	H	W, 23-17	76-63-3
107	7	15.3	Bill Brooks (3)	@ NYJ	11/19/95	A	W, 28-26	77-63-3
138	5	27.6	Andre Reed (29)	@ NYG	9/1/96	A	W, 23-20	78-63-3
119	6	19.8	Quinn Early	v NEP	9/8/96	H	W, 17-10	79-63-3
111	8	13.9	Thurman Thomas (3)	v IND	10/6/96	H	W, 16-13	80-63-3



# 100-YARD RECEIVING PERFORMANCES

## REGULAR SEASON ONLY

YARDS	REC	AVG.	PLAYER	OPP.	DATE	H/A	SCORE	WITH 1 (W/2)
134	10	13.4	Andre Reed (30)	v MIA	10/13/96	H	L, 7-21	80-64-3
121	4	30.3	Andre Reed (31)	@ NEP	10/27/96	A	L, 25-28	80-65-3
105	6	17.5	Andre Reed (32)	v CIN	11/17/96	H	W, 31-17	81-65-3
160	6	26.7	Steve Tasker	v NYJ	11/24/96	H	W, 35-10	82-65-3
113	3	37.7	Quinn Early (2)	@ IND	12/1/96	A	L, 10-13	82-66-3
127	6	21.2	Andre Reed (33)	@ MIA	12/16/96	A	L, 14-16	82-67-3
142	7	20.3	Andre Reed (34)	v MIN	8/31/97	H	L, 13-34	82-68-3
105	4	26.3	Tim Tindale	@ NYJ	9/7/97	A	W, 28-22	83-68-3
113	4	28.3	Andre Reed (35)	@ KCY	9/14/97	A	L, 16-22	83-69-3
103	8	12.9	Quinn Early (3)	@ TEN	11/23/97	A	L, 14-31	83-70-3
120	7	17.1	Quinn Early (4)	@ GBY	12/20/97	A	L, 21-31	83-71-3
145	5	29.0	Eric Moulds	@ CAR	10/25/98	A	W, 30-14	84-71-3
108	6	18.0	Andre Reed (36)	v IND	11/22/98	H	W, 34-11	85-71-3
177	8	22.1	Eric Moulds (2)	@ NEP	11/29/98	A	L, 21-25	85-72-3
196	6	32.7	Eric Moulds (3)	@ CIN	12/6/98	A	W, 33-20	86-72-3
107	4	26.8	Eric Moulds (4)	v NYJ	12/19/98	H	L, 10-17	86-73-3
147	10	14.7	Eric Moulds (5)	@ IND	9/12/99	A	L, 14-31	86-74-3
122	6	20.3	Eric Moulds (6)	v PIT	10/10/99	H	W, 24-21	87-74-3
106	5	21.2	Peerless Price	@ SEA	10/24/99	A	L, 16-26	87-75-3
110	8	13.8	Eric Moulds (7)	v IND	1/2/00	H	W, 31-6	88-75-3
103	7	14.7	Eric Moulds (8)	v GBY	9/10/00	H	W, 27-18	89-75-3
112	9	12.4	Eric Moulds (9)	v IND	10/1/00	H	L, 16-18	89-76-3
170	11	15.5	Eric Moulds (10)	v SDC	10/15/00	H	W, 27-24	90-76-3
135	12	11.3	Eric Moulds (11)	@ MIN	10/22/00	A	L, 27-31	90-77-3
137	6	22.8	Eric Moulds (12)	v NYJ	10/29/00	H	W, 23-20	91-77-3
102	8	12.8	Eric Moulds (13)	@ TAM	11/26/00	A	L, 17-31	91-78-3
132	8	16.5	Peerless Price (2)	@ SEA	12/23/00	A	W, 42-23	92-78-3
101	4	25.3	Eric Moulds (14)	@ SEA	12/23/00	A	W, 42-23	(8-3)
107	5	21.4	Eric Moulds (15)	v NYJ	10/7/01	H	L, 36-42	92-79-3
103	4	25.8	Peerless Price (3)	v NYJ	10/7/01	H	L, 36-42	(8-4)
151	8	18.9	Peerless Price (4)	@ SDC	10/28/01	A	L, 24-27	92-80-3
138	10	13.8	Peerless Price (5)	v SEA	11/18/01	H	L, 20-23	92-81-3
196	6	32.7	Eric Moulds (16)	v MIA	11/25/01	H	L, 27-34	92-82-3
112	8	14.0	Eric Moulds (17)	v NYJ	9/8/02	H	L, 31-37	92-83-3
185	13	14.2	Peerless Price (6)	@ MIN	9/15/02	A	W, 45-39	93-83-3
110	8	13.8	Josh Reed	@ MIN	9/15/02	A	W, 45-39	(9-4)
124	8	15.5	Eric Moulds (18)	v CHI	9/29/02	H	W, 33-27	94-83-3
126	7	18.0	Peerless Price (7)	v OAK	10/6/02	H	L, 31-49	94-84-3
112	8	14.0	Eric Moulds (19)	v OAK	10/6/02	H	L, 31-49	(9-5)
121	8	15.1	Peerless Price (8)	@ HOU	10/13/02	A	W, 31-24	95-84-3
123	9	13.7	Eric Moulds (20)	v DET	10/27/02	H	W, 24-17	96-84-3
101	4	25.3	Peerless Price (9)	v DET	10/27/02	H	W, 24-17	(10-5)
130	5	26.0	Eric Moulds (21)	v MIA	12/1/02	H	W, 38-21	97-84-3
105	9	11.7	Peerless Price (10)	@ NEP	12/8/02	A	L, 17-27	97-85-3
133	7	19.0	Eric Moulds (22)	@ JAX	9/14/03	A	W, 38-17	98-85-3
109	8	13.6	Josh Reed (2)	v WAS	10/19/03	H	W, 24-7	99-86-3
126	10	12.6	Eric Moulds (24)	v NEP	10/3/04	H	L, 17-31	99-87-3
110	4	27.5	Lee Evans	@ MIA	12/5/04	A	W, 42-32	100-87-3
114	8	14.3	Eric Moulds (23)	v PHI	9/28/03	H	L, 13-23	98-86-3
101	5	20.2	Lee Evans (2)	@ CIN	12/19/04	A	W, 33-17	101-87-3
125	9	13.9	Eric Moulds (25)	@ NEP	10/30/05	A	L, 16-21	101-88-3



# 100-YARD RECEIVING PERFORMANCES

## REGULAR SEASON ONLY

YARDS	REC	AVG.	PLAYER	OPP.	DATE	H/A	SCORE	WITH 1 (W/2)
117	5	23.4	Lee Evans (3)	@ MIA	12/4/05	A	L, 23-24	101-89-3
110	9	12.2	Eric Moulds (26)	v DEN	12/17/05	H	L, 17-28	101-90-3
107	5	21.4	Lee Evans (4)	@ CIN	12/24/05	A	W, 37-27	102-90-3
107	8	13.4	Lee Evans (5)	v NYJ	9/24/06	H	L, 20-28	102-91-3
104	4	26.0	Roscoe Parrish	v NYJ	9/24/06	H	L, 20-28	(10-6)
265	11	24.1	Lee Evans (6)	@ HOU	11/19/06	A	W, 24-21	103-91-3
145	7	20.7	Lee Evans (7)	@ BAL	12/31/06	A	L, 7-19	103-92-3
138	5	27.6	Lee Evans (8)	@ NYJ	10/28/07	A	W, 13-3	104-92-3
165	9	18.3	Lee Evans (9)	v CIN	11/4/07	H	W, 33-21	105-92-3
102	4	25.5	Lee Evans (10)	v SEA	9/7/08	H	W, 34-10	106-92-3
100	2	50.0	Lee Evans (11)	@ ARI	10/5/08	A	L, 17-41	106-93-3
116	7	16.6	Lee Evans (12)	@ MIA	10/26/08	A	L, 16-25	106-94-3
110	5	22.0	Lee Evans (13)	@ KCY	11/23/08	A	W, 54-31	107-94-3
197	9	21.9	Terrell Owens	@ JAX	11/22/09	A	L, 15-18	107-95-3
158	8	19.8	Steve Johnson	@ BAL	10/24/10	A	L, 34-37	107-96-3
105	6	17.5	Lee Evans (14)	@ BAL	10/24/10	A	L, 34-37	(10-7)
145	11	13.2	Steve Johnson (2)	v CHI	11/7/10	H	L, 19-22	107-97-3
137	8	17.1	Steve Johnson (3)	@ CIN	11/21/10	A	W, 49-31	108-97-3
104	5	20.8	Fred Jackson	v PIT	11/28/10	H	L, 16-19	108-98-3
101	5	20.2	Donald Jones	v NEP	9/25/11	H	W, 34-31	109-98-3
116	4	29.0	Steve Johnson (4)	@ SDC	12/11/11	A	L, 10-37	109-99-3
106	6	17.7	Steve Johnson (5)	@ IND	11/25/12	A	L, 13-20	109-100-3
115	8	14.4	Steve Johnson (6)	v SEA	12/16/12	H	L, 17-50	109-101-3
111	6	18.5	Steve Johnson (7)	v NYJ	12/30/12	H	W, 28-9	110-101-3
111	8	13.9	Steve Johnson (8)	v CAR	9/15/13	H	W, 24-23	111-101-3
117	8	14.6	Sammy Watkins	v MIA	9/14/14	H	W, 29-10	112-101-3
105	6	17.5	Scott Chandler	v NEP	10/12/14	H	L, 22-37	112-102-3
122	9	13.6	Sammy Watkins (2)	v MIN	10/19/14	H	W, 17-16	113-102-3
157	3	52.3	Sammy Watkins (3)	@ NYJ	10/26/14	A	W, 43-23	114-102-3
118	9	13.1	Robert Woods	v NYJ	11/24/14	H	W, 38-3	115-102-3
127	7	18.1	Sammy Watkins (4)	@ DEN	12/7/14	A	L, 17-24	115-103-3
111	9	12.3	Charles Clay	v NYG	10/4/15	H	L, 10-24	115-104-3
168	8	21.0	Sammy Watkins (5)	v MIA	11/8/15	H	W, 33-17	116-104-3
158	6	26.3	Sammy Watkins (6)	@ KC	11/29/15	A	L, 22-30	116-105-3
109	3	36.3	Sammy Watkins (7)	v HOU	12/6/15	H	W, 30-21	117-105-3
106	5	21.2	Robert Woods (2)	@ PHI	12/13/15	A	L, 23-30	117-106-3
111	5	22.2	Sammy Watkins (8)	@ WAS	12/20/15	A	L, 25-35	117-107-3
136	11	12.4	Sammy Watkins (9)	v NYJ	1/3/16	H	W, 22-17	118-107-3
112	2	56.0	Marquise Goodwin	v NYJ	9/15/16	H	L, 31-37	118-108-3
162	10	16.2	Robert Woods (3)	@ SEA	11/7/16	A	L, 25-31	118-109-3
154	7	22.0	Sammy Watkins (10)	v MIA	12/24/16	H	L, 31-34	118-110-3
112	5	22.4	Charles Clay (2)	at Atlanta	10/1/17	A	W, 23-17	119-110-3
107	4	26.8	Deonte Thompson	v TB	10/22/17	H	W, 30-27	120-110-3
105	3	35.0	Robert Foster	@ NYJ	11/11/18	A	W, 41-10	121-110-3
104	7	14.9	Robert Foster (2)	v NYJ	12/9/18	H	L, 23-27	121-111-3
108	4	27.0	Robert Foster (3)	v DET	12/16/18	H	W, 14-13	122-111-3
123	7	17.6	John Brown	@ NYJ	9/8/19	A	W, 17-16	123-111-3
137	9	15.2	John Brown (2)	@ MIA	11/17/19	A	W, 37-20	124-111-3
110	6	18.3	Cole Beasley	@ DAL	11/28/19	A	W, 26-15	125-111-3
108	7	15.4	Cole Beasley (2)	@ NE	12/21/19	A	L, 24-17	125-112-3
108	6	18.0	Duke Williams	v NYJ	12/29/19	H	L, 6-13	125-113-3



# 100-YARD RECEIVING PERFORMANCES

## REGULAR SEASON ONLY

YARDS	REC	AVG.	PLAYER	OPP.	DATE	H/A	SCORE	WITH 1 (W/2)
153	8	19.1	Stefon Diggs	at MIA	9/20/20	A	W, 31-28	126-113-3
100	6	16.7	Cole Beasley (3)	v LAR	9/27/20	H	W, 35-32	127-113-3
115	6	19.2	Stefon Diggs (2)	at LV	10/4/20	A	W, 30-23	128-113-3
106	10	10.6	Stefon Diggs (3)	at TEN	10/13/20	A	L, 16-42	128-114-3
112	11	10.2	Cole Beasley (4)	at NYJ	10/25/20	A	W, 18-10	129-114-3
118	9	13.1	Stefon Diggs (4)	v SEA	11/8/20	H	W, 44-34	130-114-3
109	11	9.9	Cole Beasley (5)	at ARI	11/15/20	A	L, 30-32	130-115-3
130	9	14.4	Cole Beasley (6)	at SF	12/7/20	A	W, 34-24	131-115-3
130	10	13.0	Stefon Diggs (5)	v PIT	12/13/20	H	W, 26-15	132-115-3
147	11	13.4	Stefon Diggs (6)	at DEN	12/20/20	A	W, 48-19	133-115-3
112	8	14.0	Cole Beasley (7)	at DEN	12/20/20	A	W, 48-19	(11-7)
145	9	16.1	Stefon Diggs (7)	at NE	12/28/20	A	W, 38-9	134-115-3
107	2	53.5	Gabriel Davis	v MIA	1/3/21	H	W, 56-26	135-115-3



# 100-YARD RUSHING PERFORMANCES

## REGULAR SEASON ONLY

YARDS	ATT.	AVG.	PLAYER	OPP.	DATE	H/A	SCORE	RECORD (W/2)
120	15	8.0	Wilmer Fowler	@ DEN	11/27/60	A	T, 38-38	0-0-1
117	31	3.8	Art Baker	@ SDC	12/10/61	A	L, 10-28	0-1-1
131	15	8.7	Cookie Gilchrist	v DEN	9/15/62	H	L, 20-23	0-2-1
124	25	5.0	Cookie Gilchrist (2)	v SDC	10/13/62	H	W, 35-10	1-2-1
115	6	19.2	Wayne Crow	v SDC	10/13/62	H	W, 35-10	(1-0)
143	19	7.5	Cookie Gilchrist (3)	v OAK	10/20/62	H	W, 14-6	2-2-1
107	23	4.7	Cookie Gilchrist (4)	v BOS	11/3/62	H	T, 28-28	2-2-2
103	19	5.4	Cookie Gilchrist (5)	@ OAK	11/18/62	A	W, 10-6	3-2-2
143	17	8.4	Cookie Gilchrist (6)	@ NYT	12/8/62	A	W, 20-3	4-2-2
125	26	4.8	Cookie Gilchrist (7)	@ DEN	11/9/63	A	W, 30-28	5-2-2
243	36	6.8	Cookie Gilchrist (8)	v NYJ	12/8/63	H	W, 45-14	6-2-2
114	31	3.7	Cookie Gilchrist (9)	@ NYJ	12/14/63	A	W, 19-10	7-2-2
139	15	9.3	Cookie Gilchrist (10)	v HOU	11/1/64	H	W, 24-10	8-2-2
148	11	13.5	Wray Carlton	@ HOU	12/5/65	A	W, 29-18	9-2-2
138	27	5.1	Bobby Burnett	v SDC	10/16/66	H	T, 17-17	9-2-3
110	24	4.6	O.J. Simpson	v DEN	9/28/69	H	W, 41-28	10-2-3
131	17	7.7	Wayne Patrick	v BOS	10/11/69	H	W, 23-16	11-2-3
123	17	7.2	O.J. Simpson (2)	@ BOS	12/1/70	A	W, 45-10	12-2-3
106	18	5.9	O.J. Simpson (3)	@ SDC	10/23/71	A	L, 3-20	12-3-3
138	29	4.8	O.J. Simpson (4)	v SFR	9/24/72	H	W, 27-20	13-3-3
144	28	5.1	O.J. Simpson (5)	@ OAK	10/15/72	A	L, 16-28	13-4-3
189	22	8.6	O.J. Simpson (6)	v PIT	10/29/72	H	L, 21-38	13-5-3
103	22	4.7	O.J. Simpson (7)	@ NEP	11/19/72	A	W, 27-24	14-5-3
116	27	4.3	O.J. Simpson (8)	v DET	12/10/72	H	T, 21-21	14-5-4
101	26	3.9	O.J. Simpson (9)	@ WAS	12/17/72	A	W, 24-17	15-5-4
250	29	8.6	O.J. Simpson (10)	@ NEP	9/16/73	A	W, 31-13	16-5-4
105	18	5.8	Larry Watkins	@ NEP	9/16/73	A	W, 31-13	(2-0)
103	22	4.7	O.J. Simpson (11)	@ SDC	9/23/73	A	L, 7-34	16-6-4
123	24	5.1	O.J. Simpson (12)	v NYJ	9/30/73	H	W, 9-7	17-6-4
171	27	6.3	O.J. Simpson (13)	v PHI	10/7/73	H	W, 27-26	18-6-4
166	22	7.5	O.J. Simpson (14)	v BAL	10/14/73	H	W, 31-13	19-6-4
157	39	4.0	O.J. Simpson (15)	v KCY	10/29/73	H	W, 23-14	20-6-4
120	20	6.0	O.J. Simpson (16)	v MIA	11/18/73	H	L, 0-17	20-7-4
119	17	7.0	Jim Braxton	v MIA	11/18/73	H	L, 0-17	(2-1)
124	15	8.3	O.J. Simpson (17)	@ BAL	11/25/73	A	W, 24-17	21-7-4
137	24	5.7	O.J. Simpson (18)	@ ATL	12/2/73	A	W, 17-6	22-7-4
219	22	10.0	O.J. Simpson (19)	v NEP	12/9/73	H	W, 37-13	23-7-4
200	34	5.9	O.J. Simpson (20)	@ NYJ	12/16/73	A	W, 34-14	24-7-4
117	31	3.8	O.J. Simpson (21)	v NYJ	9/29/74	H	W, 16-12	25-7-4
127	23	5.5	O.J. Simpson (22)	@ BAL	10/13/74	A	W, 27-14	26-7-4
122	32	3.8	O.J. Simpson (23)	v NEP	10/20/74	H	W, 30-28	27-7-4
115	22	5.2	O.J. Simpson (24)	@ CLE	11/24/74	A	W, 15-10	28-7-4
173	32	5.4	O.J. Simpson (25)	v NYJ	9/21/75	H	W, 42-14	29-7-4
227	28	8.1	O.J. Simpson (26)	@ PIT	9/28/75	A	W, 30-21	30-7-4
138	26	5.3	O.J. Simpson (27)	v DEN	10/5/75	H	W, 38-14	31-7-4
102	17	6.0	Jim Braxton (2)	v DEN	10/5/75	H	W, 38-14	(3-1)
159	32	5.0	O.J. Simpson (28)	@ BAL	10/12/75	A	W, 38-31	32-7-4
126	34	3.7	O.J. Simpson (29)	v NYG	10/20/75	H	L, 14-17	32-8-4
123	19	6.5	O.J. Simpson (30)	v BAL	11/9/75	H	L, 35-42	32-9-4
197	17	11.6	O.J. Simpson (31)	@ CIN	11/17/75	A	L, 24-33	32-10-4
160	34	4.7	Jim Braxton (3)	@ STL	11/27/75	A	W, 32-14	33-10-4



# 100-YARD RUSHING PERFORMANCES

## REGULAR SEASON ONLY

YARDS	ATT.	AVG.	PLAYER	OPP.	DATE	H/A	SCORE	RECORD (W/2)
185	21	8.8	O.J. Simpson (32)	@ NEP	12/14/75	A	W, 34-14	34-10-4
101	23	4.4	Jim Braxton (4)	@ NEP	12/14/75	A	W, 34-14	(4-1)
130	24	5.4	O.J. Simpson (33)	v KCY	10/3/76	H	W, 50-17	35-10-4
114	17	6.7	Jeff Kinney	v KCY	10/3/76	H	W, 50-17	(5-1)
110	25	4.4	O.J. Simpson (34)	v NEP	10/24/76	H	L, 22-26	35-11-4
166	29	5.7	O.J. Simpson (35)	v NYJ	10/31/76	H	L, 14-19	35-12-4
118	25	4.7	O.J. Simpson (36)	v SDC	11/21/76	H	L, 13-34	35-13-4
273	29	9.4	O.J. Simpson (37)	@ DET	11/25/76	A	L, 14-27	35-14-4
203	24	8.5	O.J. Simpson (38)	@ MIA	12/5/76	A	L, 27-45	35-15-4
171	28	6.1	O.J. Simpson (39)	@ BAL	12/12/76	A	L, 20-58	35-16-4
122	23	5.3	O.J. Simpson (40)	v NYJ	10/9/77	H	L, 19-24	35-17-4
138	23	6.0	O.J. Simpson (41)	v ATL	10/16/77	H	W, 3-0	36-17-4
155	27	5.7	Roland Hooks	@ NEP	11/6/77	A	W, 24-14	37-17-4
100	18	5.6	Curtis Brown	v CIN	10/22/78	H	W, 5-0	38-17-4
114	11	10.4	Curtis Brown (2)	v MIA	11/12/78	H	L, 24-25	38-18-4
208	21	9.9	Terry Miller	v NYG	11/26/78	H	W, 41-17	39-18-4
115	12	9.6	Roland Hooks (2)	v NYG	11/26/78	H	W, 41-17	(6-1)
123	15	8.2	Terry Miller (2)	@ BAL	12/17/78	A	W, 21-14	40-18-4
118	30	3.9	Joe Cribbs	v NEP	10/26/80	H	W, 31-13	41-18-4
110	24	4.6	Joe Cribbs (2)	v PIT	11/23/80	H	W, 28-13	42-18-4
128	18	7.1	Joe Cribbs (3)	@ SFR	12/21/80	A	W, 18-13	43-18-4
159	17	9.4	Joe Cribbs (4)	v BAL	10/4/81	H	W, 23-17	44-18-4
123	24	5.1	Joe Cribbs (5)	v DEN	10/25/81	H	W, 9-7	45-18-4
109	19	5.7	Roland Hooks (3)	v WAS	11/29/81	H	W, 21-14	46-18-4
153	33	4.6	Joe Cribbs (6)	@ NEP	12/13/81	A	W, 19-10	47-18-4
143	30	4.8	Joe Cribbs (7)	v PIT	12/12/82	H	W, 13-0	48-18-4
108	19	5.7	Joe Cribbs (8)	@ MIA	12/27/82	A	L, 10-27	48-19-4
104	17	6.1	Joe Cribbs (9)	@ NEP	1/2/83	A	L, 19-30	48-20-4
166	22	7.5	Joe Cribbs (10)	v HOU	9/25/83	H	W, 30-13	49-20-4
105	19	5.5	Joe Cribbs (11)	@ BAL	10/16/83	A	W, 30-7	50-20-4
185	36	5.1	Joe Cribbs (12)	@ KCY	12/4/83	A	W, 14-9	51-20-4
100	15	6.7	Joe Cribbs (13)	v SFR	12/11/83	H	L, 10-23	51-21-4
144	29	5.0	Greg Bell	@ IND	9/30/84	A	L, 17-31	51-22-4
113	28	4.0	Greg Bell (2)	@ SEA	10/14/84	A	L, 28-31	51-23-4
206	27	7.6	Greg Bell (3)	v DAL	11/18/84	H	W, 14-3	52-23-4
123	19	6.5	Greg Bell (4)	@ PIT	12/15/85	A	L, 24-30	52-24-4
108	25	4.3	Robb Riddick	v PIT	11/9/86	H	W, 16-12	53-24-4
118	27	4.4	Robb Riddick (2)	@ KCY	11/30/86	A	W, 17-14	54-24-4
139	25	5.6	Carl Byrum	v NYG	10/18/87	H	W, 6-3	55-24-4
119	23	5.2	Ronnie Harmon	v MIA	11/29/87	H	W, 27-0	56-24-4
116	23	5.0	Thurman Thomas	v GBY	10/30/88	H	W, 28-0	57-24-7
103	18	5.7	Robb Riddick (3)	v NYJ	11/20/88	H	W, 9-6	58-24-4
106	14	7.6	Thurman Thomas (2)	v RAI	12/11/88	H	W, 37-21	59-24-4
105	21	5.0	Thurman Thomas (3)	v NEP	10/1/89	H	W, 31-10	60-24-4
105	24	4.4	Thurman Thomas (4)	v RAM	10/16/89	H	W, 23-20	61-24-4
148	22	6.7	Thurman Thomas (5)	v MIA	10/29/89	H	W, 31-17	62-24-4
121	21	5.8	Larry Kinnebrew	v MIA	10/29/89	H	W, 31-17	(7-1)
127	29	4.4	Thurman Thomas (6)	v IND	11/12/89	H	W, 30-7	63-24-4
100	26	3.8	Thurman Thomas (7)	v CIN	11/26/89	H	W, 24-7	64-24-4
214	18	11.9	Thurman Thomas (8)	@ NYJ	9/24/90	A	W, 30-7	65-24-4
136	22	6.2	Thurman Thomas (9)	@ NEP	10/28/90	A	W, 27-10	66-24-4
112	26	4.3	Thurman Thomas (10)	v PHX	11/11/90	H	W, 45-14	67-24-4



# 100-YARD RUSHING PERFORMANCES

## REGULAR SEASON ONLY

YARDS	ATT.	AVG.	PLAYER	OPP.	DATE	H/A	SCORE	RECORD (W/2)
165	22	7.5	Thurman Thomas (11)	v NEP	11/18/90	H	W, 14-0	68-24-4
154	30	5.1	Thurman Thomas (12)	v MIA	12/23/90	H	W, 24-14	69-24-4
165	25	6.6	Thurman Thomas (13)	v MIA	9/1/91	H	W, 35-31	70-24-4
107	15	7.1	Thurman Thomas (14)	v PIT	9/8/91	H	W, 52-34	71-24-4
117	25	4.7	Thurman Thomas (15)	v CHI	9/29/91	H	W, 35-20	72-24-4
117	20	5.9	Thurman Thomas (16)	v IND	10/13/91	H	W, 42-6	73-24-4
108	9	12.0	Kenneth Davis	v IND	10/13/91	H	W, 42-6	(8-1)
126	32	3.9	Thurman Thomas (17)	v NEP	11/3/91	H	W, 22-17	74-24-4
106	24	4.4	Thurman Thomas (18)	@ GBY	11/10/91	A	W, 34-24	75-24-4
135	23	5.9	Thurman Thomas (19)	@ MIA	11/18/91	A	W, 41-27	76-24-4
124	23	5.4	Thurman Thomas (20)	v NYJ	12/1/91	H	W, 24-13	77-24-4
118	25	4.7	Kenneth Davis (2)	v DET	12/22/91	H	L, 14-17	77-25-4
103	22	4.7	Thurman Thomas (21)	v RAM	9/6/92	H	W, 40-7	78-25-4
120	18	6.7	Thurman Thomas (22)	@ NEP	9/27/92	A	W, 41-7	79-25-4
142	21	6.8	Thurman Thomas (23)	@ NYJ	10/26/92	A	W, 24-20	80-25-4
155	37	4.2	Thurman Thomas (24)	v PIT	11/8/92	H	W, 28-20	81-25-4
181	20	9.1	Kenneth Davis (3)	v ATL	11/22/92	H	W, 41-14	82-25-4
103	13	7.9	Thurman Thomas (25)	v ATL	11/22/92	H	W, 41-14	(9-1)
102	21	4.9	Thurman Thomas (26)	@ IND	11/29/92	A	L, 13-16	82-26-4
116	18	6.4	Thurman Thomas (27)	v NYJ	12/6/92	H	L, 17-24	82-27-4
120	26	4.6	Thurman Thomas (28)	v DEN	12/12/92	H	W, 27-17	83-27-4
115	24	4.8	Thurman Thomas (29)	@ NOR	12/20/92	A	W, 20-16	84-27-4
114	24	4.8	Thurman Thomas (30)	v NEP	9/5/93	H	W, 38-14	85-27-4
122	26	4.7	Thurman Thomas (31)	v NYG	10/3/93	H	W, 17-14	86-27-4
117	27	4.3	Thurman Thomas (32)	@ NYJ	10/24/93	A	W, 19-10	87-27-4
129	28	4.6	Thurman Thomas (33)	v WAS	11/1/93	H	W, 24-10	88-27-4
111	30	3.7	Thurman Thomas (34)	@ NEP	11/7/93	A	W, 13-10	89-27-4
116	27	4.3	Thurman Thomas (35)	v IND	11/21/93	H	W, 23-9	90-27-4
110	26	4.2	Thurman Thomas (36)	@ IND	1/2/94	A	W, 30-10	91-27-4
106	26	4.1	Thurman Thomas (37)	@ NEP	9/11/94	A	W, 38-35	92-27-4
112	28	4.0	Thurman Thomas (38)	@ HOU	9/18/94	A	W, 15-7	93-27-4
103	17	6.1	Thurman Thomas (39)	v DEN	9/26/94	H	W, 27-20	94-27-4
125	31	4.0	Thurman Thomas (40)	v MIA	10/9/94	H	W, 21-11	95-27-4
133	27	4.9	Thurman Thomas (41)	v NYJ	10/8/95	H	W, 29-10	96-27-4
100	23	4.3	Darick Holmes	v ATL	11/12/95	H	W, 23-17	97-27-4
129	24	5.4	Thurman Thomas (42)	@ STL	12/10/95	A	W, 45-27	98-27-4
148	35	4.2	Thurman Thomas (43)	v MIA	12/17/95	H	W, 23-20	99-27-4
119	26	4.6	Thurman Thomas (44)	@ NEP	10/27/96	A	L, 25-28	99-28-4
122	22	5.5	Darick Holmes (2)	v WAS	11/3/96	H	W, 38-13	100-28-4
107	23	4.7	Thurman Thomas (45)	v WAS	11/3/96	H	W, 38-13	(10-1)
129	12	10.8	Antowain Smith	v IND	9/21/97	H	W, 37-35	101-28-4
104	18	5.8	Thurman Thomas (46)	v NYJ	11/30/97	H	W, 20-10	102-28-4
118	22	5.4	Antowain Smith (2)	v STL	9/20/98	H	L, 33-34	102-29-4
130	31	4.2	Antowain Smith (3)	@ IND	10/11/98	A	W, 31-24	103-29-4
107	23	4.7	Antowain Smith (4)	v IND	11/22/98	H	W, 34-11	104-29-4
113	30	3.8	Antowain Smith (5)	v NYJ	9/19/99	H	W, 17-3	105-29-4
126	29	4.3	Antowain Smith (6)	v MIA	11/14/99	H	W, 23-3	106-29-4
147	17	8.6	Antowain Smith (7)	@ SEA	12/23/00	A	W, 42-23	107-29-4
113	19	5.9	Travis Henry	v NYJ	10/7/01	H	L, 36-42	107-30-4
101	27	3.7	Travis Henry (2)	v CAR	12/9/01	H	W, 25-24	108-30-4
130	16	8.1	Shawn Bryson	@ ATL	12/23/01	A	L, 30-33	108-31-4
107	28	3.8	Shawn Bryson (2)	@ NYJ	12/30/01	A	W, 14-9	109-31-4



# 100-YARD RUSHING PERFORMANCES

## REGULAR SEASON ONLY

YARDS	ATT.	AVG.	PLAYER	OPP.	DATE	H/A	SCORE	RECORD (W/2)
149	31	4.8	Travis Henry (3)	v NYJ	9/8/02	H	L, 31-37	109-32-4
159	28	5.7	Travis Henry (4)	@ HOU	10/13/02	A	W, 31-24	110-32-4
132	22	6.0	Travis Henry (5)	@ MIA	10/20/02	A	W, 23-10	111-32-4
126	24	5.3	Travis Henry (6)	@ KCY	11/17/02	A	L, 16-17	111-33-4
151	35	4.3	Travis Henry (7)	v MIA	12/1/02	H	W, 38-21	112-33-4
144	22	6.5	Travis Henry (8)	v SDC	12/15/02	H	W, 20-13	113-33-4
167	31	5.4	Travis Henry (9)	v WAS	10/19/03	H	W, 24-7	114-33-4
124	22	5.6	Travis Henry (10)	@ KCY	10/26/03	A	L, 5-38	114-34-4
149	23	6.5	Travis Henry (11)	v HOU	11/16/03	H	L, 10-12	114-35-4
113	26	4.3	Travis Henry (12)	@ NYG	11/30/03	A	W, 24-7	115-35-4
169	32	5.3	Travis Henry (13)	v NYJ	12/7/03	H	W, 17-6	116-35-4
111	26	4.3	Willis McGahee	v MIA	10/17/04	H	W, 20-13	117-35-4
102	30	3.4	Willis McGahee (2)	v ARI	10/31/04	H	W, 38-14	118-35-4
132	37	3.6	Willis McGahee (3)	v NYJ	11/7/04	H	W, 22-17	119-35-4
100	20	5.0	Willis McGahee (4)	v STL	11/21/04	H	W, 37-17	120-35-4
116	28	4.1	Willis McGahee (5)	@ SEA	11/28/04	A	W, 38-9	121-35-4
105	27	3.9	Willis McGahee (6)	v CLE	12/12/04	H	W, 37-7	122-35-4
102	15	6.8	Willis McGahee (7)	@ SFR	12/26/04	A	W, 41-7	123-35-4
117	22	5.3	Willis McGahee (8)	v HOU	9/11/05	H	W, 22-7	124-35-4
140	27	5.2	Willis McGahee (9)	v ATL	9/25/05	H	L, 16-24	124-36-4
143	29	4.9	Willis McGahee (10)	v NYJ	10/16/05	H	W, 27-17	125-36-4
136	31	4.4	Willis McGahee (11)	@ NEP	10/30/05	A	L, 16-21	125-37-4
113	22	5.1	Willis McGahee (12)	@ NYJ	1/1/06	A	L, 26-30	125-38-4
150	26	5.8	Willis McGahee (13)	v NYJ	9/24/06	H	L, 20-28	125-39-4
109	28	3.9	Anthony Thomas	@ IND	11/12/06	A	L, 16-17	125-40-4
125	16	7.8	Willis McGahee (14)	@ NYJ	12/10/06	A	W, 31-13	126-40-4
153	29	5.3	Marshawn Lynch	v CIN	11/4/07	H	W, 33-21	127-40-4
115	15	7.7	Fred Jackson	v MIA	12/9/07	H	W, 38-17	128-40-4
107	23	4.7	Marshawn Lynch (2)	v MIA	12/9/07	H	W, 38-17	(11-1)
105	22	4.8	Marshawn Lynch (3)	@ PHI	12/30/07	A	L, 9-17	128-41-4
119	23	5.2	Marshawn Lynch (4)	v CLE	11/17/08	H	L, 27-29	128-42-4
134	16	8.4	Marshawn Lynch (5)	v SFR	11/30/08	H	L, 3-10	128-43-4
127	21	6.0	Marshawn Lynch (6)	@ NYJ	12/14/08	A	L, 27-31	128-44-4
136	27	5.0	Fred Jackson (2)	v NEP	12/28/08	H	L, 0-13	128-45-4
163	28	5.8	Fred Jackson (3)	v TAM	9/20/09	H	W, 33-20	129-45-4
212	33	6.4	Fred Jackson (4)	v IND	1/3/10	H	W, 30-7	130-45-4
133	25	5.3	Fred Jackson (5)	v DET	11/14/10	H	W, 14-12	131-45-4
116	21	5.5	Fred Jackson (6)	@ CIN	11/21/10	A	W, 49-31	132-45-4
112	29	3.9	Fred Jackson (7)	v CLE	12/12/10	H	W, 13-6	133-45-4
112	20	5.6	Fred Jackson (8)	@ KCY	9/11/11	A	W, 41-7	134-45-4
117	15	7.8	Fred Jackson (9)	v OAK	9/18/11	H	W, 38-35	135-45-4
111	26	4.3	Fred Jackson (10)	v PHI	10/9/11	H	W, 31-24	136-45-4
121	16	7.6	Fred Jackson (11)	@ NYG	10/16/11	A	L, 24-27	136-46-4
120	26	4.6	Fred Jackson (12)	v WAS	10/30/11	H	W, 23-0	137-46-4
114	13	8.8	Fred Jackson (13)	@ DAL	11/13/11	A	L, 7-44	137-47-4
111	16	6.9	C.J. Spiller	v DEN	12/24/11	H	W, 40-14	138-47-4
169	14	12.1	C.J. Spiller (2)	@ NYJ	9/9/12	A	L, 28-48	138-48-4
123	15	8.2	C.J. Spiller (3)	v KCY	9/16/12	H	W, 35-17	139-48-4
107	14	7.6	C.J. Spiller (4)	@ IND	11/25/12	A	L, 13-20	139-49-4
109	25	4.4	Fred Jackson (14)	v JAX	12/2/12	H	W, 34-18	140-49-4
103	17	6.1	C.J. Spiller (5)	v SEA	12/16/12	H	L, 17-50	140-50-4
138	22	6.3	C.J. Spiller (6)	@ MIA	12/23/12	A	L, 10-24	140-51-4
103	16	6.4	C.J. Spiller (7)	v CAR	9/15/13	H	W, 24-23	141-51-4



# 100-YARD RUSHING PERFORMANCES

## REGULAR SEASON ONLY

YARDS	ATT.	AVG.	PLAYER	OPP.	DATE	H/A	SCORE	RECORD (W/2)
116	12	9.7	C.J. Spiller (8)	v KCY	11/3/13	H	L, 13-23	141-52-4
149	15	9.9	C.J. Spiller (9)	v ATL	12/1/13	H	L, 31-34	141-53-4
111	19	5.8	Fred Jackson (15)	v MIA	12/22/13	H	W, 19-0	142-53-4
105	19	5.5	C.J. Spiller (10)	@ NEP	12/29/13	A	L, 20-34	142-54-4
110	12	9.2	Karlos Williams	@ MIA	9/27/15	A	W, 41-14	143-54-4
110	9	12.2	Karlos Williams (2)	v MIA	11/8/15	H	W, 33-17	144-54-4
112	16	7.0	LeSean McCoy	v MIA	11/8/15	H	W, 33-17	145-54-4
112	19	5.9	LeSean McCoy (2)	@ NYJ	11/12/15	A	W, 22-17	146-54-4
112	21	5.3	LeSean McCoy (3)	v HOU	12/6/15	H	W, 30-21	147-54-4
110	17	6.5	LeSean McCoy (4)	v ARI	9/25/16	H	W, 33-18	148-54-4
150	18	8.3	LeSean McCoy (5)	@ LAR	10/2/16	A	W, 30-19	149-54-4
140	19	7.4	LeSean McCoy (6)	v SF	10/9/16	H	W, 45-16	150-54-4
103	19	5.4	LeSean McCoy (7)	v JAX	11/27/16	H	W, 28-21	151-54-4
130	17	7.6	LeSean McCoy (8)	@ OAK	12/4/16	A	L, 24-38	151-55-4
153	19	8.1	LeSean McCoy (9)	v CLE	12/18/16	H	W, 33-13	152-55-4
128	24	5.3	LeSean McCoy (10)	v MIA	12/24/16	H	L, 31-34	152-56-4
110	22	5.0	LeSean McCoy (11)	v NYJ	9/10/17	H	W, 21-12	153-56-4
151	27	5.6	LeSean McCoy (12)	v OAK	10/29/17	H	W, 34-14	154-56-4
114	13	8.8	LeSean McCoy (13)	@ LAC	11/19/17	A	L, 54-24	154-57-4
156	32	4.9	LeSean McCoy (14)	v IND	12/10/17	H	W, 13-7	155-57-4
113	26	4.3	LeSean McCoy (15)	@ NYJ	11/11/18	A	W, 41-10	156-57-4
135	9	15.0	Josh Allen	@ MIA	12/2/18	A	L, 17-21	156-58-4
101	9	11.2	Josh Allen (2)	v NYJ	12/9/18	H	L, 23-27	156-59-4
109	17	6.4	Frank Gore	v NE	9/29/19	H	L, 10-16	156-60-4
106	21	5.0	Devin Singletary	v DEN	11/24/19	H	W, 20-3	157-60-4



# BILLS IN PRIMETIME

## PRIMETIME GAMES

### THURSDAYS

DATE	OPPONENT	W/L	SCORE
9/17/81	PHI	L	14-20
9/16/82	MIN	W	23-22
10/18/01	@JAX	W	13-10
12/3/09	NYJ (Toronto)	L	13-19
11/15/12	MIA	W	19-14
10/3/13	@CLE	L	24-37
11/13/14	@MIA	L	9-22
11/12/15	@NYJ	W	22-17
9/15/16	NYJ	L	31-37
11/2/17	@NYJ	L	21-34

Total Games: 10 Wins: 4 Losses: 6

### SATURDAYS

DATE	OPPONENT	W/L	SCORE
12/23/00	@SEA	W	42-23
12/17/05	DEN	L	17-28

Total Games: 2 Wins: 1 Losses: 1

### SUNDAYS

DATE	OPPONENT	W/L	SCORE
10/7/90	LA Raiders	W	38-24
12/15/91	@IND	W	35-7
9/20/92	IND	W	38-0
12/27/92	@Houston Oilers	L	3-27
10/3/93	NYG	W	17-14
12/4/94	@MIA	W	42-31
9/3/95	@DEN	L	7-22
12/3/95	@SF	L	17-27
9/1/96	@NYG	W	23-20 (OT)
10/27/96	@NE	L	25-28
10/25/98	@CAR	W	30-14
9/19/99	NYJ	W	17-3
12/19/99	@ARI	W	31-21
9/3/00	TEN	W	16-13
12/2/01	@SF	L	0-35
9/21/03	@MIA	L	7-17
10/26/03	@KC	L	5-38
11/14/04	@NE	L	6-29
10/30/05	@NE	L	16-21
11/18/07	NE	L	10-56
12/15/19	@PIT	W	17-10
12/13/20	PIT	W	26-15

Total Games: 22 Wins: 12 Losses: 10



# BILLS IN PRIMETIME

## PRIMETIME GAMES

### MONDAYS

DATE	OPPONENT	W/L	SCORE
10/29/73	KC	W	23-14
9/16/74	OAK	W	21-20
10/20/75	NYG	L	14-17
11/17/75	@CIN	L	24-33
9/13/76	MIA	L	21-30
11/15/76	@DAL	L	10-17
11/28/77	@OAK	L	13-34
10/12/81	MIA	W	31-21
11/9/81	@DAL	L	14-27
12/27/82	@MIA	L	10-27
10/3/83	NYJ	L	10-34
9/17/84	MIA	L	17-21
10/17/88	@NYJ	W	37-14
11/14/88	@MIA	W	31-6
9/18/89	DEN	L	14-28
10/16/89	LA Rams	W	23-20
12/4/89	@SEA	L	16-17
9/24/90	@NYJ	W	30-7
11/26/90	@Houston Oilers	L	24-27
10/7/91	@KC	L	6-33
10/21/91	CIN	W	35-16
11/18/91	@MIA	W	41-27
10/26/92	@NYJ	W	24-20
11/16/92	@MIA	W	26-20
10/11/93	Houston Oilers	W	35-7
11/1/93	WAS	W	24-10
11/15/93	@PIT	L	0-23
9/26/94	DEN	W	27-20
11/14/94	@PIT	L	10-23
10/2/95	@CLE	W	22-19
10/23/95	@NE	L	14-27
9/16/96	@PIT	L	6-24
12/16/96	@MIA	L	14-16
10/20/97	@IND	W	9-6
11/17/97	@MIA	L	13-30
10/4/99	@MIA	W	23-18
12/11/00	@IND	L	20-44
10/8/07	DAL	L	24-25
11/17/08	CLE	L	27-29
9/14/09	@NE	L	24-25
11/23/15	@NE	L	13-20
11/7/16	@SEA	L	25-31
10/29/18	NE	L	6-25

### MONDAYS (CONT.)

DATE	OPPONENT	W/L	SCORE
10/19/20	KC	L	17-26
12/7/20	SF	W	34-24
12/28/20	NE	W	38-9
Total Games: 46		Wins: 19	Losses: 27

### TUESDAYS

DATE	OPPONENT	W/L	SCORE
10/13/20	@TEN	L	16-42
Total Games: 1		Wins: 0	Losses: 1

## BILLS OVERALL IN PRIMETIME

Total prime time games:	81
Total wins:	36
Total losses:	45



# BILLS BEST PERFORMANCES

## SCORING

### MOST TOUCHDOWNS SCORED

5 Cookie Gilchrist, vs. N.Y. Jets 12/8/63

### MOST FIELD GOALS

6 Tyler Bass, at N.Y. Jets 10/25/20  
Steve Christie, at N.Y. Jets 10/20/96

### LONGEST FIELD GOAL

59 Steve Christie, vs. Miami 9/26/93

## RUSHING

### MOST RUSHING ATTEMPTS

39 O.J. Simpson, vs. Kansas City 10/29/73

### MOST RUSHING YARDS

273 O.J. Simpson, at Detroit 11/25/76

### MOST RUSHING TOUCHDOWNS

5 Cookie Gilchrist, vs. N.Y. Jets 12/8/63

### LONGEST RUN FROM SCRIMMAGE

80 Fred Jackson, at N.Y. Giants 10/16/11

## PASSING

### MOST PASS ATTEMPTS

57 Kyle Orton, at Denver 12/7/14

### MOST PASSES COMPLETED

38 Kyle Orton, at Denver 12/7/14  
Joe Ferguson, at Miami 10/9/83

### MOST PASSING YARDS

463 Drew Bledsoe, at Minnesota 9/15/02

### MOST TOUCHDOWN PASSES

6 Jim Kelly, vs. Pittsburgh 9/8/91

### LONGEST PASS COMPLETION

98 Ryan Fitzpatrick, at Jacksonville 11/22/09

## RECEIVING

### MOST RECEPTIONS

15 Andre Reed, vs. Green Bay 11/20/94

### MOST RECEIVING YARDS

265 Lee Evans, at Houston 11/19/06

### MOST TOUCHDOWN RECEPTIONS

4 Don Beebe, vs. Pittsburgh 9/8/91  
Jerry Butler, vs. N.Y. Jets 9/23/79

## INTERCEPTIONS

### MOST INTERCEPTIONS

3 10 times (most recent Nate Clements, at Miami 10/20/02)

### LONGEST INTERCEPTION RETURN

101 Tony Green, vs. Kansas City 10/3/76.

## MISCELLANEOUS

### MOST PUNTS

11 Four times (most recent Chris Mohr vs. Indianapolis 10/6/96)

### LONGEST PUNT

84 Brian Moorman, at Green Bay 12/22/02

### LONGEST KICKOFF RETURN

104 Terrence McGee, at Miami 12/5/04

### LONGEST PUNT RETURN

88 Leodis McKelvin, vs. Kansas City 9/16/12

### LONGEST FUMBLE RETURN

87 Dave Kilson, vs. Houston 9/25/83



# BEST PERFORMANCES VS. BILLS

## SCORING

### MOST TOUCHDOWNS SCORED

- 4 Calvin Hill, Dallas 9/19/71  
 Lydell Mitchell, Baltimore 10/12/75  
 Chuck Foreman, Minnesota 12/20/1975  
 Clarence Williams, San Diego 9/16/1979  
 Randy Moss, New England 11/18/2007

### MOST FIELD GOALS

- 6 Jim Turner, at N.Y. Jets 11/3/68

### LONGEST FIELD GOAL

- 61 Jay Feely, at Arizona 10/14/12

## RUSHING

### MOST RUSHING ATTEMPTS

- 42 Terrell Davis, Denver 10/26/97  
 Ricky Williams, at Miami 9/21/03

### MOST RUSHING YARDS

- 236 Le'Veon Bell, Pittsburgh 12/11/16

### MOST RUSHING TOUCHDOWNS

- 4 Calvin Hill, Dallas 9/19/71  
 Clarence Williams, at San Diego 9/16/79

### LONGEST RUN FROM SCRIMMAGE

- 88 Ahmad Bradshaw, N.Y. Giants 12/23/07

## PASSING

### MOST PASS ATTEMPTS

- 68 George Blanda, Houston 11/1/64

### MOST PASSES COMPLETED

- 40 Kirk Cousins, at Minnesota 9/23/18

### MOST PASSING YARDS

- 466 Tom Brady, New England 9/20/15

### MOST TOUCHDOWN PASSES

- 6 Daryle Lamonic, at Oakland 10/19/69

### LONGEST PASS COMPLETION

- 96 Frank Tripucka, Denver 9/15/62  
 Ken O'Brien, N.Y.J. 12/8/85

## RECEIVING

### MOST RECEPTIONS

- 16 Wes Welker, New England 9/25/11

### MOST RECEIVING YARDS

- 238 Chris Chambers, at Miami 12/4/05

### MOST TOUCHDOWN RECEPTIONS

- 4 Randy Moss, New England 11/18/07

## INTERCEPTIONS

### MOST INTERCEPTIONS

- 4 Austin "Goose" Gonsoulin, Denver 9/18/60

### LONGEST INTERCEPTION RETURN

- 103 Louis Oliver, Miami 10/4/92 (TD)

## MISCELLANEOUS

### MOST PUNTS

- 12 Luke Prestridge, Denver 10/25/81  
 Chris Gardocki, Indianapolis 10/6/96

### LONGEST PUNT

- 93 Shawn McCarthy, New England 11/3/91

### LONGEST KICKOFF RETURN

- 101 Cotton Speyrer, at Baltimore 11/25/73

### LONGEST PUNT RETURN

- 89 Mike Haynes, at New England 11/7/76

### LONGEST FUMBLE RETURN

- 96 Lee Woodall, at San Francisco 12/3/95



# SINGLE-SEASON TEAM RECORDS

## SCORING

### MOST POINTS SCORED

501	2020 (16 games)
458	1991 (16 games)
428	1990 (16 games)

### FEWEST POINTS SCORED

150	1982 (9 games)
160	1977 (14 games)
184	1971 (14 games)

### MOST POINTS ALLOWED

454	1984 (16 games)
435	2012 (16 games)
434	2011 (16 games)

### FEWEST POINTS ALLOWED

154	1982 (9 games)
226	1965 (14 games)
229	1999 (16 games)

## TOUCHDOWNS

### MOST SCORED

60	2020
58	1991
57	1975

### FEWEST SCORED

18	1982 (9 games)
19	1977 (14 games)
21	1971 (14 games)

### MOST ALLOWED

56	1984
53	2011
	2012

### FEWEST ALLOWED

56	1984
53	2011
	2012

### MOST PASSING TOUCHDOWNS

40	2020
39	1991
32	1989

### MOST RUSHING TOUCHDOWNS

29	2016
26	1975
25	1964

## KICKING

### MOST FIELD GOALS MADE

34	2014
33	1998
	2013

### MOST PATs MADE

57	2020
56	1991
51	1975

## RUSHING

### MOST ATTEMPTS

605	1973
603	1980
588	1975

### MOST YARDAGE GAINED

3088	1973
2974	1975
2630	2016

## PASSING

### MOST ATTEMPTS

612	2002
596	2020
588	1984

### MOST COMPLETIONS

410	2020
377	2002
363	2014

### MOST YARDS GAINED (NET)

4620	2020
3995	2002
3871	1991

## TOTAL NET YARDS

### MOST GAINED

6343	2020
6252	1991
5893	1992

## FIRST DOWNS

### MOST FIRST DOWNS

397	2020
359	1991
355	2002

### MOST BY RUSHING

162	1975
152	1973
146	2016

### MOST BY PASSING

240	2020
218	2002
208	1991

### MOST BY PENALTY

47	2002
39	2013
38	2020
	1983

## FUMBLES

### MOST OPPONENTS' FUMBLES RECOVERED

47	2002
39	2013
38	1983
	1986



# SINGLE-SEASON TEAM RECORDS

## INTERCEPTIONS

### MOST THROWN

34 1964  
1967  
32 1971

### MOST INTERCEPTED

36 1962  
33 1960  
32 1965

## PENALTIES

### MOST PENALTIES

144 1983  
143 2015  
132 1985

### MOST YARDS PENALIZED

1,249 2015  
1,108 1970  
1,103 1978

## QB SACKS

### MOST SACKS MADE

57 2013  
54 2014  
50 1964

### MOST SACKS ALLOWED

63 1961  
60 1984  
59 2000

### FEWEST SACKS ALLOWED

12 1986 (9 games)  
16 1966 (14 games)  
1981 (16 games)

## MISCELLANEOUS SINGLE SEASON TEAM RECORDS

### BEST SEASON, WIN PERCENTAGE

.857 1964

### BEST SEASON, WIN TOTAL

13 2020  
1990

### MOST LOSSES

14 1984  
1985

### LONGEST WINNING STREAK

11 Dec. 8, 1963 - Nov. 8, 1964

### LONGEST WINNING STREAK AT HOME

15 Sept. 9, 1990 - Dec. 1, 1991

### LONGEST WINNING STREAK ON THE ROAD

6 Nov. 25, 1973 - Nov. 3, 1974  
Dec. 13, 1964 - Nov. 14, 1965

### LONGEST LOSING STREAK

15 Nov. 22, 1970 - Nov. 21, 1971

### LONGEST LOSING STREAK AT HOME

9 Oct. 18, 1970 - Nov. 21, 1971

### LONGEST LOSING STREAK ON THE ROAD

22 Dec. 18, 1983 - Nov. 23, 1986

### MOST CONSECUTIVE WINS - START OF SEASON

9 Sept. 13, 1964 - Nov. 8, 1964

### MOST CONSECUTIVE WINS - END OF SEASON

6 Nov. 29, 2020 - Jan. 3, 2021  
4 Nov. 25, 1973 - Dec. 16, 1973

### MOST CONSECUTIVE LOSSES - START OF SEASON

11 Sept. 2, 1984 - Nov. 11, 1984

### MOST CONSECUTIVE LOSSES - END OF SEASON

10 Oct. 10, 1976 - Dec. 12, 1976

### TOTAL SHUTOUTS BY BILLS

23 Last: 10/2/16 at New England

### TOTAL SHUTOUTS AGAINST BILLS

24 Last: 9/30/18 at Green Bay

### MOST SHUTOUTS IN A SEASON

2 1982/1990

### MOST TIMES SHUTOUTS IN A SEASON

4 1971



# SINGLE-GAME TEAM RECORDS

## SCORING

### MOST POINTS SCORED

58 vs. Miami 9/18/66

### MOST POINTS ALLOWED

58 at Baltimore 12/12/76

### MOST POINT, BOTH TEAMS

88 Buffalo 47, Houston 41  
9/24/89 (OT)

### FEWEST POINTS, BOTH TEAMS

3 Buffalo 3, Atlanta 0  
10/16/77

### MOST DECISIVE VICTORY

42 Buffalo 42, Cleveland 0  
11/4/90

### MOST DECISIVE LOSS

46 New England 56, Buffalo 10  
11/18/07

### LARGEST COMEBACK

26 vs. Indianapolis 9/21/97

### LARGEST COMEBACK AGAINST

21 vs. Baltimore 11/9/75  
at Pittsburgh 12/15/85  
at Miami 12/4/05  
at New England 1/1/12

## TOUCHDOWNS

### MOST SCORED

8 vs. Miami 1/3/21  
vs. Miami 9/18/66

### MOST ALLOWED

8 at Seattle 10/30/77

### MOST SCORED BY RUSHING

5 vs. Washington 11/3/96  
vs. Cincinnati

### MOST ALLOWED BY RUSHING

6 vs. New Orleans 11/12/17

### MOST SCORED BY PASSING

6 vs. Pittsburgh 9/8/91

### MOST ALLOWED BY PASSING

6 at Oakland 10/19/69

## KICKING

### MOST FIELD GOALS MADE

6 at N.Y. Jets 10/25/20  
at N.Y. Jets 10/20/96

### MOST FIELD GOALS ALLOWED

6 at N.Y. Jets 11/3/68

## TOTAL YARDS

### MOST YARDS GAINED

589 vs. Miami 12/24/16 (OT)

### FEWEST YARDS GAINED

49 vs. Baltimore 10/10/71

### MOST YARDS ALLOWED

621 at San Francisco 10/7/12

### FEWEST YARDS ALLOWED

26 vs. Cleveland 12/12/04

## FIRST DOWNS

### MOST, TOTAL

35 at New England 11/11/12

### MOST ALLOWED, TOTAL

34 at Cincinnati 11/17/75  
at Cincinnati 11/27/88

### FEWEST, TOTAL

4 vs. Baltimore 10/10/71

### FEWEST ALLOWED, TOTAL

5 at Houston 10/11/64

### MOST BY RUSHING

21 vs. Washington 11/3/96

### MOST ALLOWED BY RUSHING

20 vs. New Orleans 11/12/17

### MOST BY PASSING

22 at Minnesota 9/15/02 (OT)

### MOST ALLOWED BY PASSING

24 vs. Houston 11/1/64  
vs. Miami 11/16/86

### MOST BY PENALTY

8 vs. Houston 9/20/87  
at N.Y. Jets 9/22/13

### MOST ALLOWED BY PENALTY

7 vs. Cleveland 10/23/77  
at Baltimore 12/17/78  
at Miami 10/9/83  
vs. Jacksonville 12/2/12  
vs. N.Y. Giants 10/4/15

## RUSHING

### MOST ATTEMPTS

58 at Cincinnati 12/16/84  
vs. Miami 10/4/92

### MOST ATTEMPTS ALLOWED

68 vs. Houston 11/1/64

### MOST YARDS GAINED

366 vs. N.Y. Giants 11/26/78

### FEWEST YARDS GAINED

0 at Chicago 10/2/88

### MOST YARDS ALLOWED

320 at Dallas Texans 9/30/62

### FEWEST YARDS ALLOWED

5 at N.Y. Jets 10/30/66



# SINGLE-GAME TEAM RECORDS

## PASSING

### MOST ATTEMPTS

58 at Cincinnati 12/16/84  
vs. Miami 10/4/92

### FEWEST ATTEMPTS

2 vs. N.Y. Jets 9/29/74

### MOST ATTEMPTS ALLOWED

68 vs. Houston 11/1/64

### FEWEST ATTEMPTS ALLOWED

7 vs. Cincinnati 11/30/69

### MOST COMPLETIONS

38 at Miami 10/9/83  
at Denver 12/7/14

### FEWEST COMPLETIONS

0 vs. N.Y. Jets 9/29/74

### MOST COMPLETIONS ALLOWED

40 at Minnesota 9/23/18

### FEWEST COMPLETIONS ALLOWED

2 vs. Cincinnati 11/30/69  
vs. N.Y. Jets 9/29/74  
vs. Cleveland 10/11/09

### MOST YARDS GAINED

437 at Minnesota 9/15/02

### FEWEST YARDS GAINED

-19 vs. Oakland 9/15/68

### MOST YARDS ALLOWED

464 vs. Houston 10/29/61

### FEWEST YARDS ALLOWED

-3 vs. Cleveland 12/13/04

## PENALTIES

### MOST PENALTIES

19 at Miami 12/22/85  
at Indianapolis 9/23/01

### FEWEST PENALTIES

0 vs. Jacksonville 12/14/97  
at N.Y. Jets 1/1/17

### MOST PENALTIES BY OPPONENT

22 vs. San Francisco 10/4/98

### FEWEST PENALTIES BY OPPONENT

0 vs. N.Y. Titans 10/16/60  
vs. Houston 11/1/64  
at Kansas City 10/2/66  
at N.Y. Jets 12/16/73

### MOST YARDS PENALIZED

163 vs. Chicago 11/4/18

### FEWEST YARDS PENALIZED

0 vs. Jacksonville 12/14/97  
at N.Y. Jets 1/1/17

### MOST YARDS PENALIZED, OPPONENT

189 vs. Houston 10/31/65

### FEWEST YARDS PENALIZED, OPPONENT

0 vs. N.Y. Titans 10/16/60  
vs. Houston 11/1/64  
at Kansas City 10/2/66  
at N.Y. Jets 12/16/73

## FUMBLES

### MOST LOST

6 vs. Denver 12/2/79

### MOST RECOVERED

7 vs. Cincinnati 11/30/69

## INTERCEPTIONS

### MOST THROWN

6 vs. Denver 9/18/60  
vs. Houston 11/10/74  
vs. Miami 11/21/82

### MOST INTERCEPTED

6 at L.A. Chargers 11/20/60  
at Denver 11/19/61  
vs. Houston 9/9/62  
at Boston 12/9/67  
at N.Y. Jets 10/18/09

## TOTAL TURNOVERS

### MOST COMMITTED

8 at New England 11/7/76

### MOST FORCED BY DEFENSE

9 at Denver 11/19/61  
at Kansas City 10/17/65

## SACKS

### MOST SACKS MADE

11 at Denver 12/13/64

### MOST SACKS ALLOWED

11 vs. Oakland 10/15/67

## RETURNS

### MOST PUNT RETURNS

9 at Houston 10/11/64  
vs. Pittsburgh 12/12/82

### MOST PUNT RETURN YARDS

148 vs. St. Louis 11/21/04

### MOST KICK RETURNS

10 at Baltimore 12/12/76

### MOST KICK RETURN YARDS

256 at Cincinnati 12/24/05



# SINGLE-GAME TEAM RECORDS

## BILLS HIGHS

58	vs. Miami 9/18/66
8	Last: vs. Miami 1/3/21
5	Last: vs. Washington 11/3/96
6	vs. Pittsburgh 9/8/91
8	at NY Jets 10/25/20
6	Last: at NY Jets 10/25/20
35	at New England 11/11/12
589	vs. Miami 12/24/16
65	vs. Kansas City 10/29/73
366	vs. NYG 11/26/78
437	at Minnesota 9/15/02
11	vs. Oakland 10/15/67
463	at Minnesota 9/15/02
58	Last: vs. Miami 10/4/92
38	Last: at Denver 12/7/14
6	Last: vs. Miami 11/21/82
8	at New England 11/7/76
7	at Miami 12/4/94
6	vs. Denver 12/2/79
11	Last: vs. Indianapolis 10/6/96
68.0	Last: at San Francisco 12/7/20
163	vs. Chicago 11/4/18

## CATEGORY

POINTS
TOUCHDOWNS
RUSHING TDS
PASSING TDS
FIELD GOALS ATTEMPTED
FIELD GOALS MADE
TOTAL FIRST DOWNS
TOTAL NET YARDS
RUSHING ATTEMPTS
NET YARDS RUSHING
NET YARDS PASSING
QB SACKS ALLOWED
GROSS YARDS PASSING
PASS ATTEMPTS
PASS COMPLETIONS
INTERCEPTIONS THROWN
TOTAL TURNOVERS
FUMBLES BY
FUMBLES LOST
PUNTS
PUNTING AVERAGE
YARDS PENALIZED

## BILLS LOWS

Last: at Green Bay 9/30/18	0
Last: at NY Jets 10/25/20	0
Last: vs. Pittsburgh 12/13/20	0
Last: vs. New England 11/1/20	0
Last: vs. Miami 1/3/21	0
Last: vs. Miami 1/3/21	0
vs. Baltimore 10/10/71	4
vs. Baltimore Colts 10/10/71	49
at St. Louis Cardinals 9/9/84	8
at Chicago 10/2/88	0
vs. Oakland 9/15/68	-19
Last: at New England 12/28/20	0
vs. NY Jets 9/29/74	0
vs. NY Jets 9/29/74	2
vs. NY Jets 9/29/74	0
Last: at New England 12/28/20	0
Last: at New England 12/28/20	0
Last: vs. Miami 1/3/21	0
Last: vs. Miami 1/3/21	0
Last: at NY Jets 10/25/20	0
at Seattle 10/14/84	17.3
Last: at NYJ 1/1/17	0

## OPPONENT HIGHS

58	at Baltimore 12/12/76
8	Last: vs. New England 11/18/07
6	vs. New Orleans 11/12/17
6	at Oakland 10/19/69
8	at NYJ 11/3/68
6	at NYJ 11/3/68
33	vs. New England 9/30/12
621	at San Francisco 10/7/12
64	at Oakland 11/28/77
320	at Dallas 9/30/62
464	vs. Houston 10/29/61
11	at Denver 12/13/64
466	vs. New England 9/20/15
68	vs. Houston 11/1/64
40	at Minnesota 9/23/18
6	at NYJ 10/18/09
9	Last: at Kansas City 10/17/65
9	vs. NYG 10/20/75
7	vs. Cincinnati 11/30/69
12	Last: vs. Indianapolis 10/6/96
64.0	vs. Minnesota 12/11/94
189	vs. Houston 10/31/65

## CATEGORY

POINTS
TOUCHDOWNS
RUSHING TDS
PASSING TDS
FIELD GOALS ATTEMPTED
FIELD GOALS MADE
TOTAL FIRST DOWNS
TOTAL NET YARDS
RUSHING ATTEMPTS
NET YARDS RUSHING
NET YARDS PASSING
QB SACKS ALLOWED
GROSS YARDS PASSING
PASS ATTEMPTS
PASS COMPLETIONS
INTERCEPTIONS THROWN
TOTAL TURNOVERS
FUMBLES BY
FUMBLES LOST
PUNTS
PUNTING AVERAGE
YARDS PENALIZED

## OPPONENT LOWS

Last: at New England 10/2/16	0
Last: vs. Denver 11/24/19	0
Last: vs. Pittsburgh 12/13/20	0
Last: at New England 12/28/20	0
Last: vs. Pittsburgh 12/7/20	0
Last: at Denver 12/20/20	0
vs. Carolina 9/10/95	4
vs. Cleveland 12/12/04	26
at Minnesota 9/23/18	6
at NYJ 10/30/66	5
vs. Cleveland 12/12/04	-3
Last: at San Francisco 12/7/20	0
vs. Chicago 10/07/79	22
vs. Cincinnati 11/30/69	7
Last: vs. Cleveland 10/11/09	2
Last: at New England 12/28/20	0
Last: at New England 12/28/20	0
Last: at New England 12/28/20	0
Last: at New England 12/28/20	0
Last: vs. LA Rams 9/27/20	0
vs. Pittsburgh 9/25/88	22.0
Last: at NYJ 12/16/73	0



# ALL-TIME RETURN TDS

## ALL-TIME INTERCEPTION RETURN TDS

TOTAL INT TDS: 91 / RECORD WITH A INT TD: 61-21-4

Date	Player	Opponent	Yards	Result/Score
1/3/21	Josh Norman	v. MIA	16	W, 56-26
12/13/20	Taron Johnson	v. PIT	51	W, 26-15
12/24/17	Jordan Poyer	@ NE	19	L, 16-37
10/9/16	Nickell Robey-Coleman (2)	@ LAR	41	W, 30-19
10/25/15	Corey Graham	@ JAX	44	L, 31-34
9/27/15	Preston Brown	@ MIA	43	W, 41-14
11/17/13	Da'Norris Searcy	v. NYJ	32	W, 37-14
10/20/13	Nickell Robey	@ MIA	19	W, 23-21
12/30/12	Bryan Scott (2)	v. NYJ	20	W, 28-9
12/24/11	Jairus Byrd (2)	v. DEN	37	W, 40-14
10/9/11	Nick Barnett	v PHI	31	W, 31-24
10/2/11	Bryan Scott	@ CIN	43	L, 20-23
9/25/11	Drayton Florence (2)	v NE	27	W, 34-31
1/2/11	Jairus Byrd	@ NYJ	37	L, 7-38
12/5/10	Drayton Florence	@ MIN	40	L, 14-38
9/20/09	Donte Whitner	v TAM	76	W, 33-20
9/14/09	Aaron Schobel	@ NEP	26	L, 24-25
11/23/08	Leodis McKelvin	@ KC	64	W, 54-31
11/2/08	Jabari Greer (2)	v NYJ	42	L, 17-26
9/28/08	Jabari Greer	@ STL	33	W, 31-14
10/08/07	George Wilson	v DAL	25	L, 24-25
10/08/07	Chris Kelsay	v DAL	EZ	L, 24-25
12/10/06	Nate Clements (5)	@ NYJ	58	W, 31-13
11/5/06	London Fletcher-Baker	v GB	17	W, 24-10
12/24/05	Terrence McGee	@ CIN	46	W, 37-27
1/2/05	Nate Clements (4)	v PIT	30	L, 24-29
12/19/04	Takeo Spikes (2)	@ CIN	62	W, 33-17
12/5/04	Pat Williams	@ MIA	20	W, 42-32
10/17/04	Takeo Spikes	v MIA	11	W, 20-13
9/21/03	Nate Clements (3)	@ MIA	54	L, 7-17
9/7/03	Sam Adams	v NEP	37	W, 31-0
10/22/02	Nate Clements (2)	@ MIA	29	W, 23-10
12/23/01	Brandon Spoon (2)	@ ATL	7	L, 30-33
12/9/01	Brandon Spoon	v CAR	44	W, 25-24
9/23/01	Nate Clements	@ IND	48	L, 26-42
10/29/00	Henry Jones (4)	v NYJ	45	W, 23-20
12/13/98	Gabe Northern	v OAK	40	W, 44-21
11/26/95	Cornelius Bennett	v NE	69	L, 25-35
9/10/95	Kurt Schulz	v CAR	32	W, 31-9
12/19/93	Mickey Washington	@ MIA	27	W, 47-34
10/24/93	Darryl Talley (2)	@ NYJ	61	W, 19-10
10/3/93	Henry Jones (3)	v NYG	85	W, 17-14
9/20/92	Henry Jones	v IND	23	W, 38-0
9/20/92	Henry Jones (2)	v IND	82	W, 38-0
9/8/91	Nate Odomes	v PIT	32	W, 52-34
11/4/90	Darryl Talley	@ CLE	60	W, 42-0
9/30/90	Leonard Smith	v DEN	39	W, 29-28
10/29/89	Kirby Jackson	v MIA	40	W, 31-17
10/30/88	Mark Kelso	v GB	78	W, 28-0
12/4/83	Mike Kennedy	@ KC	22	W, 14-9
12/7/80	Steve Freeman (3)	v LAR	47	W, 10-7
9/14/80	Jeff Nixon	v NYJ	50	W, 20-10
12/2/79	Steve Freeman (2)	v DEN	50	L, 16-19
9/9/79	Isiah Robertson	v CIN	23	W, 51-24
9/10/78	Charles Romes	v NYJ	85	L, 20-21
11/6/77	Doug Jones	@ NE	24	W, 24-14
10/3/76	Tony Greene (2)	v KC	101	W, 50-17
10/26/75	Steve Freeman	v MIA	30	L, 30-35
9/21/75	Pat Toomay	v NYJ	44	W, 42-14
11/3/74	Dave Washington	@ NE	72	W, 29-28
10/13/74	Neal Craig	@ BAL	55	W, 27-14



# ALL-TIME RETURN TDS

## ALL-TIME INTERCEPTION RETURN TDS (CONTINUED)

TOTAL INT TDS: 89 / RECORD WITH A INT TD: 59-21-4

Date	Player	Opponent	Yards	Result/Score
12/17/72	Alvin Wyatt	@ WAS	49	W, 24-17
11/5/72	Tony Greene	v MIA	39	L, 16-30
10/22/72	Ken Lee	@ MIA	16	L, 23-24
11/15/70	George "Butch" Byrd (5)	@ BAL	26	T, 17-17
11/1/70	Edgar Chandler	@ BOS	59	W, 45-10
9/28/69	George "Butch" Byrd (4)	v DEN	12	W, 41-28
11/24/68	Booker Edgerson (2)	@ DEN	35	L, 32-34
9/29/68	Tom Janik (5)	v NYJ	100	W, 37-35
9/29/68	George "Butch" Byrd (3)	v NYJ	53	W, 37-35
9/29/68	Booker Edgerson	v NYJ	45	W, 37-35
12/9/67	Tom Janik (4)	@ BOS	38	W, 44-16
12/9/67	Marty Schottenheimer	@ BOS	45	W, 44-16
11/5/67	Tom Janik (3)	v MIA	19	W, 35-13
12/18/66	Tom Janik (2)	v DEN	25	W, 38-21
11/20/66	Tom Janik	@ HOU	37	W, 42-20
9/25/66	Hagood Clarke	v HOU	66	W, 27-20
9/18/66	George "Butch" Byrd (2)	v MIA	60	W, 58-24
9/11/65	Charley Warner	v BOS	22	W, 24-7
9/26/64	George "Butch" Byrd	v SD	75	W, 30-3
9/13/64	Tom Sestak (2)	v KC	15	W, 34-17
9/22/63	Mike Stratton	v KC	26	T, 27-27
11/3/62	Leroy Moore	v BOS	3	T, 28-28
10/28/62	Tom Sestak	@ DEN	6	W, 45-38
10/7/62	Carl Charon	@ HOU	40	L, 14-17
11/19/61	Stew Barber	@ DEN	21	W, 23-10
12/11/60	Joe Hergert	@ HOU	29	L, 23-31
12/4/60	Jim Wagstaff	v BOS	40	W, 38-14
11/27/60	Mack Yoho	@ DEN	15	T, 38-38
11/20/60	Archie Matsos	@ LAC	20	W, 32-3

## ALL-TIME BLOCKED PUNT TDS

TOTAL BLOCKED PUNT TDS: 89 / RECORD WITH A BLOCKED PUNT TD: 7-2

Date	Player	Opponent	Yards	Result/Score
11/24/2014	Manny Lawson	v NYJ	EZ	W, 38-3
12/19/2004	Jason Peters	@ CIN	EZ	W, 33-17
11/10/1996	Gabe Northern	@ PHI	18	W, 24-17
10/7/1990	James Williams	v LA RAI	38	W, 38-24
9/25/1988	Robb Riddick	v PIT	5	W, 36-28
12/8/1984	Stan David	@ NYJ	36	L, 17-21
10/5/1980	Lucius Sanford (2)	@ SD	EZ	W, 26-24
9/9/1979	Lucius Sanford	v CIN	3	W, 51-24
9/30/1962	Carl Charon	@ DLT	3	L, 21-41

## ALL-TIME BLOCKED FIELD GOAL TDS

TOTAL BLOCKED FG TDS: 4 / RECORD WITH A BLOCKED FG TD: 3-1

Date	Player	Opponent	Yards	Result/Score
9/30/1990	Cornelius Bennett	v DEN	80	W, 29-28
9/24/1989	Mark Kelso	@ HOU	76	W, 47-41
9/2/1979	Charles Romes	v MIA	76	L, 7-9
11/13/1966	Jim Dunaway	v NYJ	72	W, 14-3



# ALL-TIME RETURN TDS

## ALL-TIME FUMBLE RETURN TDS

TOTAL FUMBLE RETURN TDS: 55 / RECORD WITH A INT TD: 32-23

Date	Player	Opponent	Yards	Result/Score
12/20/20	Jerry Hughes	@ DEN	21	W, 48-19
11/11/18	Jason Croom	@ NYJ	EZ	W, 41-10
10/29/17	Matt Milano	v OAK	40	W, 34-14
10/1/17	Tre'Davious White	@ ATL	52	W, 23-17
9/25/16	Aaron Williams	v ARI	53	W, 33-18
9/15/16	Nickell Robey-Coleman	v NYJ	36	L, 31-37
11/12/15	Duke Williams	@ NYJ	19	W, 22-17
11/30/14	Jerry Hughes	v CLE	18	W, 26-10
9/8/13	Da'Norris Searcy	v NE	74	L, 21-23
12/24/11	Spencer Johnson	v DEN	17	W, 40-14
12/11/11	Bryan Scott	@ SD	EZ	L, 10-37
11/21/10	Drayton Florence	@ CIN	27	W, 49-31
12/9/07	George Wilson	v MIA	20	W, 38-17
11/12/06	Terrence McGee	@ IND	68	L, 16-17
9/10/06	London Fletcher	@ NE	5	L, 17-19
12/14/03	Pat Williams	@ TEN	28	L, 26-28
9/15/02	Ron Edwards	@ MIN	EZ	W, 45-39
11/12/00	Daryl Porter	v CHI	23	W, 20-3
10/15/00	Jerry Ostrski	v SDC	EZ	W, 27-24
10/4/99	Gabe Northern	@ MIA	59	W, 23-18
12/13/98	Phil Hansen	v OAK	13	W, 44-21
11/17/96	David White	v CIN	12	W, 31-17
9/17/95	Carwell Gardner	v IND	EZ	W, 20-14
9/11/94	Mike Lodish (2)	@ NE	EZ	W, 38-35
12/19/93	Nate Odomes (2)	@ MIA	25	W, 47-34
9/27/92	Mike Lodish	@ NE	18	W, 41-7
11/18/91	Cornelius Bennett	@ MIA	6	W, 47-21
10/7/90	Nate Odomes	v LA RAI	49	W, 38-24
10/30/88	Leon Seals	v GB	7	W, 28-0
12/20/87	Sean McNanie	v NEP	14	L, 7-13
12/13/87	Bruce Smith	@ IND	EZ	W, 27-3
11/15/87	Mark Kelso	@ CLE	56	L, 21-27
10/19/86	Rodney Bellinger	v IND	15	W, 24-13
9/14/86	Pete Metzelaars	@ CIN	EZ	L, 33-36
12/15/85	Don Wilson	@ PIT	61	L, 24-30
11/4/84	Chris Keating	v CLE	34	L, 10-13
10/14/84	Lucius Sanford	@ SEA	46	L, 28-31
9/25/83	Dave Kilson (R)	v HOU	87	W, 30-13
11/21/82	oe Ferguson	v MIA	1	L, 7-9
9/23/79	Fred Smerlas (R)	v NYJ	13	W, 46-31
9/25/77	Bo Cornell	@ DEN	22	L, 6-26
11/21/76	John Holland	v SDC	EZ	L, 13-34
9/28/75	Mike Kadish	@ PIT	26	W, 30-21
12/15/74	Ahmad Rashad (2)	@ LAR	EZ	L, 14-19
11/17/74	Dave Washington	@ MIA	42	L, 28-35
9/22/74	Ahmad Rashad	v MIA	EZ	L, 16-24
11/14/71	Robert James	@ NEP	2	L, 33-38
11/30/69	Booker Edgersson	v CIN	10	W, 16-13
12/24/67	Tom Sestak	@ OAK	EZ	L, 21-28
12/18/66	Mike Stratton	v DEN	22	W, 38-21
10/17/65	George Saimes	@ KC	18	W, 23-7
11/15/64	Joe Auer	v BOS	18	L, 28-36
9/28/63	Carl Charon	v HOU	23	L, 20-31
12/10/61	Don McDonald	@ SDC	24	L, 10-28
11/12/61	Ed Muelhaupt	@ DLT	7	W, 30-20
10/15/61	Richie Lucas	v DLT	20	W, 27-24



# ALL-TIME RETURN TDS

## ALL-TIME KICKOFF RETURN TDS

TOTAL KICKOFF RETURN TDS: 26 / RECORD WITH A KICKOFF RETURN TD: 17-8-1

Date	Player	Opponent	Yards	Result/Score
10/20/19	Micah Hyde	v MIA	45	W, 31-21
9/14/14	C.J. Spiller (2)	v MIA	102	W, 29-10
10/21/12	Brad Smith	v TEN	89	L, 34-35
9/26/10	C.J. Spiller	@ NEP	95	L, 30-38
11/17/08	Leodis McKelvin	v CLE	98	L, 27-29
10/8/07	Terrence McGee (5)	v DAL	103	L, 24-25
12/24/05	Terrence McGee (4)	@ CIN	99	W, 37-27
12/5/04	Terrence McGee (3)	@ MIA	104	W, 42-32
10/31/04	Terrence McGee (2)	v ARI	87	W, 38-14
10/3/04	Terrence McGee	v NEP	98	L, 17-31
9/15/02	Charlie Rogers	@ MIN	90	W, 45-39
12/19/99	Henry Jones	@ ARI	37	W, 31-21
11/24/96	Eric Moulds	v NYJ	97	W, 35-10
12/8/91	Al Edwards	@ RAI	91	W, 30-27
9/24/78	Curtis Brown	v BAL	102	W, 24-17
12/9/73	Wallace Francis (2)	v NEP	90	W, 37-13
10/7/73	Wallace Francis	v PHI	101	W, 27-26
11/1/70	Greg Jones	@ BOS	52	W, 45-10
10/4/70	O.J. Simpson	v NYJ	95	W, 34-31
9/22/68	Max Anderson	@ CIN	100	L, 23-34
10/30/66	Charley Warner (3)	@ NYJ	95	W, 33-23
12/19/65	Charley Warner (2)	@ NYJ	87	L, 12-14
11/7/65	Charley Warner	@ BOS	102	W, 23-7
11/3/62	Elbert Dubenion	v BOS	93	T, 28-28
9/9/62	Art Baker	v HOU	100	L, 23-28
9/17/61	Fred Brown	v NYT	93	W, 41-31

## ALL-TIME PUNT RETURN TDS

TOTAL PUNT RETURN TDS: 25 / RECORD WITH A PUNT RETURN TD: 12-13

Date	Player	Opponent	Yards	Result/Score
1/3/21	Isaiah McKenzie	v MIA	84	W, 56-26
12/14/14	Marcus Thigpen	v GBY	75	W, 21-13
11/15/12	Leodis McKelvin (3)	v MIA	79	W, 19-14
9/16/12	Leodis McKelvin (2)	v KCY	88	W, 35-17
12/24/11	Leodis McKelvin	v DEN	80	W, 40-14
9/9/07	Roscoe Parrish (2)	v DEN	74	L, 14-15
9/7/07	Roscoe Parrish (3)	v SEA	63	W, 34-10
11/26/06	Roscoe Parrish	v JAX	82	W, 27-24
11/21/04	Nate Clements (2)	v STL	86	W, 37-17
11/14/04	Jonathan Smith	@ NEP	70	L, 6-29
11/4/01	Nate Clements	v IND	66	L, 14-30
9/5/93	Russell Copeland	v NEP	47	W, 38-14
11/2/86	Ron Pitts	@ TAM	49	L, 28-34
10/14/84	Don Wilson	@ SEA	65	L, 28-31
10/15/78	Keith Moody (3)	@ HOU	82	L, 10-17
11/13/77	John Kimbrough	v BAL	73	L, 13-31
10/23/77	Keith Moody (2)	v CLE	91	L, 16-27
10/10/76	Keith Moody	@ NYJ	67	L, 14-17
12/16/73	Bill Cahill	@ NYJ	51	W, 34-14
11/14/71	Ike Hill	@ NEP	68	L, 33-38
10/31/71	Alvin Wyatt	v STL	61	L, 23-28
11/3/68	Hagood Clarke (2)	@ NYJ	82	L, 21-25
9/18/66	George "Butch" Byrd	v MIA	72	W, 58-24
9/11/66	Ed Rutkowski	v KCY	73	L, 20-42
9/26/64	Hagood Clarke	v SDC	53	W, 30-3



# BEST PLAYOFF PERFORMANCES

## SCORING

### MOST TOUCHDOWNS SCORED

- 3 Kenneth Davis 1/20/91 vs. L.A. Raiders  
Andre Reed 1/3/93 vs. Houston  
Thurman Thomas 1/23/94 vs. Kansas City

### MOST FIELD GOALS

- 5 Steve Christie 1/17/93 at Miami

### LONGEST FIELD GOAL

- 54 Tyler Bass 1/09/21 vs. Indianapolis  
Steve Christie 1/30/94 vs. Dallas

## RUSHING

### MOST RUSHING ATTEMPTS

- 33 Thurman Thomas 1/23/94 vs. Kansas City

### MOST RUSHING YARDS

- 186 Thurman Thomas 1/23/94 vs. Kansas City

### MOST RUSHING TOUCHDOWNS

- 4 Kenneth Davis 1/20/91 vs. L.A. Raiders  
Thurman Thomas 1/23/94 vs. Kansas City

### LONGEST RUN FROM SCRIMMAGE

- 45 Joe Cribbs 12/27/81 at N.Y. Jets

## PASSING

### MOST PASS ATTEMPTS

- 58 Jim Kelly 1/26/92 vs. Washington

### MOST PASSES COMPLETED

- 31 Jim Kelly 1/30/94 vs. Dallas

### MOST PASSING YARDS

- 405 Jim Kelly 1/6/90 at Cleveland

### MOST TOUCHDOWN PASSES

- 4 Jim Kelly 1/6/90 at Cleveland  
Frank Reich 1/3/93 vs. Houston

### LONGEST PASS COMPLETION

- 93 Daryle Lamonica (to Elbert Dubenion)  
12/28/63 vs. Boston

## RECEIVING

### MOST RECEPTIONS

- 13 Thurman Thomas 1/6/90 at Cleveland

### MOST RECEIVING YARDS

- 240 Eric Moulds 1/2/99 at Miami (WC)

### MOST TOUCHDOWN RECEPTIONS

- 3 Andre Reed 1/3/93 vs. Houston (WC)

## INTERCEPTIONS

### MOST INTERCEPTIONS

- 2 Bill Simpson 12/27/81 at N.Y. Jets  
Darryl Talley 1/20/91 vs. L.A. Raiders  
Kirby Jackson 1/5/92 vs. Kansas City

### LONGEST INTERCEPTION RETURN

- 101 Taron Johnson 1/16/21 vs. Baltimore (TD)

## MISCELLANEOUS

### MOST PUNTS

- 8 Colton Schmidt 1/7/18 at Jacksonville  
Daryle Lamonica 12/28/63 vs. Boston  
Paul Maguire 1/1/67 vs. Kansas City  
Chris Mohr 1/12/92 vs. Denver  
Chris Mohr 1/8/00 at Tennessee

### LONGEST PUNT

- 64 Paul Maguire 12/26/64 vs. San Diego

### LONGEST KICKOFF RETURN

- 67 Steve Tasker 1/15/94 vs. L.A. Raiders

### LONGEST PUNT RETURN

- 74 George "Butch" Byrd 12/26/65 at San Diego

### LONGEST FUMBLE RETURN FOR TD

- 26 Charles Rome 12/27/81 at N.Y. Jets



# SINGLE-GAME TEAM PLAYOFF RECORDS

## SCORING

### MOST POINTS SCORED

51 1/20/91 vs. LA Raiders

### MOST POINTS ALLOWED

52 1/31/93 vs. Dallas

### MOST POINT, BOTH TEAMS

79 Buffalo 41, Houston 38  
(OT) 1/3/93

### FEWEST POINTS, BOTH TEAMS

13 Jacksonville 10, Bills 3  
1/7/18

### MOST DECISIVE VICTORY

48 Buffalo 51, L.A. Raiders 3  
1/20/91

### MOST DECISIVE LOSS

35 Dallas 52, Buffalo 17  
1/31/93

### LARGEST COMEBACK

32 Buffalo 41, Houston 38  
(OT) 1/3/93

## TOUCHDOWNS

### MOST SCORED

7 1/20/91 vs. L.A. Raiders

### MOST ALLOWED

7 1/31/93 vs. Dallas

### MOST SCORED BY RUSHING

4 1/20/91 vs. L.A. Raiders

### MOST ALLOWED BY RUSHING

3 12/22/74 at Pittsburgh  
1/3/82 at Cincinnati  
1/6/96 at Pittsburgh

### MOST SCORED BY PASSING

4 1/6/90 at Cleveland  
1/3/93 vs. Houston

### MOST ALLOWED BY PASSING

4 1/3/93 vs. Houston  
1/31/93 vs. Dallas

## KICKING

### MOST FIELD GOALS MADE

5 1/17/93 at Miami

### MOST FIELD GOALS ALLOWED

4 12/28/63 vs. Boston  
1/6/96 at Pittsburgh (AD)  
12/28/96 vs. Jacksonville

## TOTAL YARDS

### MOST YARDS GAINED

536 12/30/95 vs. Miami

### FEWEST YARDS GAINED

181 1/8/89 at Cincinnati

### MOST YARDS ALLOWED

502 12/30/95 vs. Miami

### FEWEST YARDS ALLOWED

194 1/8/00 at Tennessee

## FIRST DOWNS

### MOST, TOTAL

30 1/20/91 vs. L.A. Raiders  
1/23/94 vs. Kansas City

### MOST ALLOWED, TOTAL

29 1/24/21 at Kansas City  
12/22/74 at Pittsburgh

### FEWEST, TOTAL

9 1/1/67 vs. Kansas City

### FEWEST ALLOWED, TOTAL

12 12/26/65 at San Diego

### MOST BY RUSHING

18 12/30/95 vs. Miami

### MOST ALLOWED BY RUSHING

18 12/22/74 at Pittsburgh

### MOST BY PASSING

20 1/6/90 at Cleveland

### MOST ALLOWED BY PASSING

20 12/30/95 vs. Miami

### MOST BY PENALTY

4 1/7/18 at Jacksonville  
1/5/92 vs. Kansas City  
1/31/93 vs. Dallas  
1/15/94 vs. L.A. Raiders  
1/23/94 vs. Kansas City

### MOST ALLOWED BY PENALTY

5 1/2/99 at Miami

## RUSHING

### MOST ATTEMPTS

52 12/30/95 vs. Miami

### MOST ATTEMPTS ALLOWED

51 12/22/74 at Pittsburgh

### MOST YARDS GAINED

341 12/30/95 vs. Miami

### FEWEST YARDS GAINED

7 12/28/63 vs. Boston

### MOST YARDS ALLOWED

235 12/22/74 at Pittsburgh

### FEWEST YARDS ALLOWED

33 1/17/93 at Miami



# SINGLE-GAME TEAM PLAYOFF RECORDS

## PASSING

### MOST ATTEMPTS

59 1/26/92 vs. Washington

### FEWEST ATTEMPTS

20 12/26/64 vs. San Diego  
12/26/65 at San Diego

### MOST ATTEMPTS ALLOWED

66 12/30/95 vs. Miami

### FEWEST ATTEMPTS ALLOWED

20 1/8/89 at Cincinnati  
1/15/94 vs. L.A. Raiders

### MOST COMPLETIONS

38 at Miami 10/9/83  
at Denver 12/7/14

### FEWEST COMPLETIONS

9 12/26/65 at San Diego

### MOST COMPLETIONS ALLOWED

36 1/3/93 vs. Houston

### FEWEST COMPLETIONS ALLOWED

11 1/8/89 at Cincinnati

### MOST YARDS GAINED

404 1/6/90 at Cleveland

### FEWEST YARDS GAINED

97 1/8/00 at Tennessee

### MOST YARDS ALLOWED

432 12/30/95 vs. Miami

### FEWEST YARDS ALLOWED

55 1/8/00 at Tennessee

## PENALTIES

### MOST PENALTIES

10 1/8/00 at Tennessee

### FEWEST PENALTIES

1 1/30/94 vs. Dallas

### MOST PENALTIES BY OPPONENT

10 1/5/92 vs. Kansas City

### FEWEST PENALTIES BY OPPONENT

2 1/9/21 vs. Indianapolis  
12/22/74 at Pittsburgh  
1/20/91 vs. L.A. Raiders  
1/9/93 at Pittsburgh  
1/8/00 at Tennessee

### MOST YARDS PENALIZED

100 12/28/63 vs. Boston

### FEWEST YARDS PENALIZED

0 1/23/94 vs. Kansas City  
1/30/94 vs. Dallas

### MOST YARDS PENALIZED, OPPONENT

82 1/26/92 vs. Washington

### FEWEST YARDS PENALIZED, OPPONENT

10 1/9/21 vs. Indianapolis  
12/22/74 at Pittsburgh

## FUMBLES

### MOST LOST

5 1/31/93 vs. Dallas

### MOST RECOVERED

3 1/17/93 at Miami

## INTERCEPTIONS

### MOST THROWN

4 12/28/63 vs. Boston  
12/27/81 at N.Y. Jets  
1/26/92 vs. Washington  
1/31/93 vs. Dallas

### MOST INTERCEPTED

6 1/20/91 vs. L.A. Raiders

## TOTAL TURNOVERS

### MOST COMMITTED

9 1/31/93 vs. Dallas  
(5 fumbles, 4 interceptions)

### MOST FORCED BY DEFENSE

7 1/20/91 vs. L.A. Raiders  
(1 fumble, 6 interceptions)

## SACKS

### MOST SACKS MADE

9 1/1/67 vs. Kansas City

### MOST SACKS ALLOWED

6 1/8/00 at Tennessee

## RETURNS

### MOST PUNT RETURNS

5 1/7/18 at Jacksonville  
1/1/67 vs. Kansas City  
1/23/94 vs. Kansas City  
12/28/96 vs. Jacksonville

### MOST PUNT RETURN YARDS

87 12/26/65 at San Diego

### MOST KICK RETURNS

8 1/6/96 at Pittsburgh

### MOST KICK RETURN YARDS

172 12/28/96 vs. Jacksonville



# ALL-TIME SERIES

## BILLS-49ERS (7-6)

REGULAR SEASON: 7-6

PLAYOFFS (BOLDED): 0-0

HOME: 3-3

ROAD: 4-3

Date	Result	Site	Score	Date	Result	Site	Score	Date	Result	Site	Score
09/24/1972	W	BUF	27-20	12/03/1995	L	SF	17-27	10/07/2012	L	SF	3-45
12/21/1980	W	SF	18-13	10/04/1998	W	BUF	26-21	10/16/2016	W	BUF	45-16
12/11/1983	L	BUF	10-23	12/02/2001	L	SF	0-35	12/07/2020	W	ARIZONA	34-24
12/17/1989	L	SF	10-21	12/26/2004	W	SF	41-7				
09/13/1992	W	SF	34-31	11/30/2008	L	BUF	3-10				

## BILLS-BEARS (5-8)

REGULAR SEASON: 5-8

PLAYOFFS (BOLDED): 0-0

HOME: 4-3

ROAD: 1-5

Date	Result	Site	Score	Date	Result	Site	Score	Date	Result	Site	Score
11/22/1970	L	CHI	13-31	10/2/1994	L	CHI	13-20	11/7/2010	L	TORONTO	19-22
10/27/1974	W	BUF	16-6	12/7/1997	L	CHI	3-20	9/7/2014	W	CHI	23-20
10/7/1979	L	BUF	0-7	11/12/2000	W	BUF	20-3	11/4/2018	L	BUF	9-41
10/2/1988	L	CHI	3-24	9/29/2002	W	BUF	33-27				
9/29/1991	W	BUF	35-20	10/8/2006	L	CHI	7-40				

## BILLS-BENGALS (17-15)

REGULAR SEASON: 17-13

PLAYOFFS (BOLDED): 0-2

HOME: 10-5

ROAD: 7-10

Date	Result	Site	Score	Date	Result	Site	Score	Date	Result	Site	Score
9/22/1968	L	CIN	23-34	12/16/1984	L	CIN	21-52	12/19/2004	W	CIN	33-17
12/31/1969	W	BUF	16-13	11/3/1985	L	BUF	17-23	12/24/2005	W	CIN	37-27
11/8/1970	L	BUF	14-43	9/14/1986	L	CIN	33-36	11/4/2007	W	BUF	33-21
11/11/1973	L	BUF	13-16	11/27/1988	L	CIN	21-35	11/21/2010	W	CIN	49-31
11/17/1975	L	CIN	24-33	<b>1/8/1989</b>	<b>L</b>	<b>CIN</b>	<b>10-21</b>	10/2/2011	L	CIN	20-23
10/22/1978	W	BUF	5-0	11/26/1989	W	BUF	24-7	10/13/2013	L	BUF	24-27
9/9/1979	W	BUF	51-24	10/21/1991	W	BUF	35-16	10/18/2015	L	BUF	21-34
11/16/1980	W	CIN	14-0	11/17/1996	W	BUF	31-17	11/20/2016	W	CIN	16-12
9/27/1981	L	CIN	24-27	12/6/1998	W	CIN	33-20	10/8/2017	L	CIN	16-20
<b>1/3/1982</b>	<b>L</b>	<b>CIN</b>	<b>21-28</b>	12/29/2002	W	BUF	27-9	9/22/2019	W	BUF	21-17
9/11/1983	W	CIN	10-6	10/5/2003	W	BUF	22-16				

## BILLS-BRONCOS (23-16-1)

REGULAR SEASON: 22-16-1

PLAYOFFS (BOLDED): 1-0

HOME: 15-11

ROAD: 8-5-1

Date	Result	Site	Score	Date	Result	Site	Score	Date	Result	Site	Score
9/18/1960	L	BUF	21-27	11/19/1967	L	BUF	20-21	9/26/1994	W	BUF	27-20
11/27/1960	T	DEN	38-38	11/24/1968	L	DEN	32-34	9/3/1995	L	DEN	7-22
9/10/1961	L	BUF	10-22	12/31/1969	W	BUF	41-28	10/26/1997	L	BUF	20-23
11/19/1961	W	DEN	23-10	9/20/1970	L	BUF	10-25	9/22/2002	L	DEN	23-28
9/15/1962	L	BUF	20-23	10/5/1975	W	BUF	38-14	12/17/2005	L	BUF	17-28
10/28/1962	W	DEN	45-38	9/25/1977	L	DEN	6-26	9/9/2007	L	BUF	14-15
11/3/1963	W	DEN	30-28	12/2/1979	L	BUF	16-19	12/21/2008	W	DEN	30-23
11/9/1963	W	BUF	27-17	10/25/1981	W	BUF	9-7	12/24/2011	W	BUF	40-14
9/20/1964	W	BUF	30-13	10/21/1984	L	BUF	7-37	12/7/2014	L	DEN	17-24
12/13/1964	W	DEN	30-19	11/8/1987	W	BUF	21-14	9/24/2017	W	BUF	26-16
9/19/1965	W	DEN	30-15	9/18/1989	L	BUF	14-28	11/24/2019	W	BUF	20-3
10/24/1965	W	BUF	31-13	9/30/1990	W	BUF	29-28	12/20/2020	W	DEN	48-19
12/18/1966	W	BUF	38-21	<b>1/12/1992</b>	<b>W</b>	<b>BUF</b>	<b>10-7</b>				
10/8/1967	W	DEN	17-16	12/12/1992	W	BUF	27-17				



# ALL-TIME SERIES

## BILLS-BROWNS (9-13)

REGULAR SEASON: 9-12

PLAYOFFS (BOLDED): 0-1

HOME: 5-5

ROAD: 4-8

Date	Result	Site	Score	Date	Result	Site	Score	Date	Result	Site	Score
11/26/1972	L	CLE	10-27	11/15/1987	L	CLE	21-27	12/12/2010	W	BUF	13-6
11/24/1974	W	CLE	15-10	<b>1/6/1990</b>	<b>L</b>	<b>CLE</b>	<b>30-34</b>	9/23/2012	W	CLE	24-14
10/23/1977	L	BUF	16-27	11/4/1990	W	CLE	42-0	10/3/2013	L	CLE	24-37
10/29/1978	L	CLE	20-41	10/2/1995	W	CLE	22-19	11/30/2014	W	BUF	26-10
11/1/1981	W	BUF	22-13	12/12/2004	W	BUF	37-7	12/18/2016	W	BUF	33-13
11/4/1984	L	BUF	10-13	12/16/2007	L	CLE	0-8	11/10/2019	L	CLE	16-19
11/17/1985	L	CLE	7-17	11/17/2008	L	BUF	27-29				
12/7/1986	L	BUF	17-21	10/11/2009	L	BUF	3-6				

## BILLS-BUCCANEERS (4-7)

REGULAR SEASON: 4-7

PLAYOFFS (BOLDED): 0-0

HOME: 2-0

ROAD: 2-7

Date	Result	Site	Score	Date	Result	Site	Score	Date	Result	Site	Score
09/26/1976	W	TB	14-9	12/04/1988	L	TB	5-10	09/20/2009	W	BUF	33-20
11/19/1978	L	TB	10-31	09/22/1991	W	TB	17-10	12/08/2013	L	TB	6-27
12/19/1982	L	TB	23-24	11/26/2000	L	TB	17-31	10/22/2017	W	BUF	30-27
11/02/1986	L	TB	28-34	09/18/2005	L	TB	3-19				

## BILLS-CARDINALS (7-5)

REGULAR SEASON: 7-5

PLAYOFFS (BOLDED): 0-0

HOME: 4-1

ROAD: 3-4

Date	Result	Site	Score	Date	Result	Site	Score	Date	Result	Site	Score
10/31/1971	L	BUF	23-28	09/21/1986	W	BUF	17-10	10/05/2008	L	ARZ	17-41
11/27/1975	W	STL	32-14	11/11/1990	W	BUF	45-14	10/14/2012	W	ARZ	19-16
11/15/1981	L	STL	0-24	12/19/1999	W	ARZ	31-21	09/25/2016	W	BUF	33-18
09/09/1984	L	STL	7-37	10/31/2004	W	BUF	38-14	11/15/2020	L	ARZ	30-32

## BILLS-CHARGERS (13-25-2)

REGULAR SEASON: 11-24-2

PLAYOFFS (BOLDED): 2-1

HOME: 7-11-1

ROAD: 6-14-1

Date	Result	Site	Score	Date	Result	Site	Score	Date	Result	Site	Score
10/02/1960	L	BUF	10-24	09/04/1966	L	SD	7-27	09/06/1998	L	SD	14-16
11/20/1960	W	LA	32-3	10/16/1966	T	BUF	17-17	10/15/2000	W	BUF	27-24
09/30/1961	L	BUF	11-19	10/01/1967	L	BUF	17-37	10/28/2001	L	SD	24-27
12/10/1961	L	SD	10-28	11/17/1968	L	BUF	6-21	12/15/2002	W	BUF	20-13
10/13/1962	W	BUF	35-10	12/31/1969	L	SD	6-45	11/20/2005	L	SD	10-48
11/11/1962	W	SD	40-20	10/23/1971	L	SD	3-20	12/03/2006	L	BUF	21-24
09/08/1963	L	SD	10-14	09/23/1973	L	SD	7-34	10/19/2008	W	BUF	23-14
11/17/1963	L	BUF	13-23	11/21/1976	L	BUF	13-34	12/11/2011	L	SD	10-37
09/26/1964	W	BUF	30-3	09/16/1979	L	SD	19-27	09/21/2014	L	BUF	10-22
11/26/1964	W	SD	27-24	10/05/1980	W	SD	26-24	11/19/2017	L	LA	24-54
<b>12/26/1964</b>	<b>W</b>	<b>BUF</b>	<b>20-7</b>	<b>01/03/1981</b>	<b>L</b>	<b>SD</b>	<b>14-20</b>	09/16/2018	L	BUF	20-31
10/10/1965	L	BUF	3-34	12/06/1981	W	SD	28-27	11/29/2020	W	BUF	27-17
11/25/1965	T	SD	20-20	09/08/1985	L	BUF	9-14				
<b>12/26/1965</b>	<b>W</b>	<b>SD</b>	<b>23-0</b>	12/01/1985	L	SD	7-40				



# ALL-TIME SERIES

## BILLS-CHIEFS (26-23-1)

REGULAR SEASON: 24-21-1

PLAYOFFS (BOLDED): 2-2

HOME: 14-9-1

ROAD: 12-13

Date	Result	Site	Score	Date	Result	Site	Score	Date	Result	Site	Score
11/06/1960	L	BUF	28-45	12/31/1969	L	KC	19-22	09/14/1997	L	KC	16-22
12/18/1960	L	DAL	7-24	12/31/1969	L	BUF	7-29	11/19/2000	W	KC	21-17
10/15/1961	W	BUF	27-24	12/19/1971	L	KC	9-22	11/17/2002	L	KC	16-17
11/12/1961	W	DAL	30-20	10/29/1973	W	BUF	23-14	10/26/2003	L	KC	5-38
09/30/1962	L	DAL	21-41	10/03/1976	W	BUF	50-17	11/13/2005	W	BUF	14-3
12/02/1962	W	BUF	23-14	10/01/1978	W	BUF	28-13	11/23/2008	W	KC	54-31
09/22/1963	T	BUF	27-27	12/03/1978	L	KC	10-14	12/13/2009	W	KC	16-10
10/13/1963	W	KC	35-26	09/12/1982	W	BUF	14-9	10/31/2010	L	KC	10-13
09/13/1964	W	BUF	34-17	12/04/1983	W	KC	14-9	09/11/2011	W	KC	41-7
10/18/1964	W	KC	35-22	09/28/1986	L	BUF	17-20	09/16/2012	W	BUF	35-17
10/17/1965	W	KC	23-7	11/30/1986	W	KC	17-14	11/03/2013	L	BUF	13-23
12/12/1965	W	BUF	34-25	10/07/1991	L	KC	6-33	11/09/2014	L	BUF	13-17
09/11/1966	L	BUF	20-42	<b>01/05/1992</b>	<b>W</b>	<b>BUF</b>	<b>37-14</b>	11/29/2015	L	KC	22-30
10/02/1966	W	KC	29-14	11/28/1993	L	KC	7-23	10/19/2020	L	BUF	17-26
<b>01/01/1967</b>	<b>L</b>	<b>BUF</b>	<b>7-31</b>	<b>01/23/1994</b>	<b>W</b>	<b>BUF</b>	<b>30-13</b>	<b>01/24/2021</b>	<b>L</b>	<b>KC</b>	<b>24-38</b>
12/03/1967	L	KC	13-23	10/30/1994	W	BUF	44-10				
10/05/1968	L	BUF	7-18	12/22/1996	W	BUF	20-9				

## BILLS-COLTS (38-32-1)

REGULAR SEASON: 37-32-1

PLAYOFFS (BOLDED): 1-0

HOME: 23-13

ROAD: 14-19-1

Date	Result	Site	Score	Date	Result	Site	Score	Date	Result	Site	Score
11/15/1970	T	BAL	17-17	09/18/1983	W	BUF	28-23	09/17/1995	W	BUF	20-14
12/13/1970	L	BUF	14-20	10/16/1983	W	BAL	30-7	11/05/1995	W	IND	16-10
10/10/1971	L	BUF	0-43	09/30/1984	L	IND	17-31	10/06/1996	W	BUF	16-13
12/05/1971	L	BAL	0-24	12/02/1984	W	BUF	21-15	12/01/1996	L	IND	10-13
10/01/1972	L	BUF	0-17	10/06/1985	L	IND	17-49	09/21/1997	W	BUF	37-35
12/03/1972	L	BAL	7-35	10/20/1985	W	BUF	21-9	10/20/1997	W	IND	9-6
10/14/1973	W	BUF	31-13	10/19/1986	W	BUF	24-13	10/11/1998	W	IND	31-24
11/25/1973	W	BAL	24-17	12/14/1986	L	IND	14-24	11/22/1998	W	BUF	34-11
10/13/1974	W	BAL	27-14	10/04/1987	L	BUF	6-47	09/12/1999	L	IND	14-31
12/01/1974	W	BUF	6-0	12/13/1987	W	IND	27-3	01/02/2000	W	BUF	31-6
10/12/1975	W	BAL	38-31	10/09/1988	W	BUF	34-23	10/01/2000	L	BUF	16-18
11/09/1975	L	BUF	35-42	12/18/1988	L	IND	14-17	12/11/2000	L	IND	20-44
10/17/1976	L	BUF	13-31	10/08/1989	L	IND	14-37	09/23/2001	L	IND	26-42
12/12/1976	L	BAL	20-58	11/12/1989	W	BUF	30-7	11/04/2001	L	BUF	14-30
10/02/1977	L	BAL	14-17	09/09/1990	W	BUF	26-10	11/23/2003	L	BUF	14-17
11/13/1977	L	BUF	13-31	12/09/1990	W	IND	31-7	11/12/2006	L	IND	16-17
09/24/1978	W	BUF	24-17	10/13/1991	W	BUF	42-6	01/03/2010	W	BUF	30-7
12/17/1978	W	BAL	21-14	12/15/1991	W	IND	35-7	11/25/2012	L	IND	13-20
09/30/1979	W	BAL	31-13	09/20/1992	W	BUF	38-0	09/13/2015	W	BUF	27-14
10/21/1979	L	BUF	13-14	11/29/1992	L	IND	13-16	12/10/2017	W	BUF	13-7
10/12/1980	L	BUF	12-17	11/21/1993	W	BUF	23-9	10/21/2018	L	IND	5-37
11/30/1980	L	BAL	24-28	01/02/1994	W	IND	30-10	<b>01/09/2021</b>	<b>W</b>	<b>BUF</b>	<b>27-24</b>
09/13/1981	W	BAL	35-3	10/16/1994	L	BUF	17-27				
11/28/1982	W	BUF	20-0	12/24/1994	L	IND	9-10				

## BILLS-COWBOYS (5-8)

REGULAR SEASON: 5-6

PLAYOFFS (BOLDED): 0-2

HOME: 3-2

ROAD: 2-4

Date	Result	Site	Score	Date	Result	Site	Score	Date	Result	Site	Score
09/19/1971	L	BUF	37-49	09/12/1993	W	DAL	13-10	11/13/2011	L	DAL	7-44
11/15/1976	L	DAL	10-17	<b>01/30/1994</b>	<b>L</b>	<b>ATL</b>	<b>13-30</b>	12/27/2015	W	BUF	16-6
11/09/1981	L	DAL	14-27	09/22/1996	W	BUF	10-7	11/28/2019	W	DAL	25-16
11/18/1984	W	BUF	14-3	11/09/2003	L	DAL	6-10				
<b>01/31/1993</b>	<b>L</b>	<b>LA</b>	<b>17-52</b>	10/08/2007	L	BUF	24-25				



# ALL-TIME SERIES

## BILLS-DOLPHINS (52-61-1)

REGULAR SEASON: 49-60-1

PLAYOFFS (BOLDED): 3-1

HOME: 31-26

ROAD: 21-35-1

Date	Result	Site	Score	Date	Result	Site	Score	Date	Result	Site	Score
9/18/1966	W	BUF	58-24	11/24/1985	L	BUF	14-23	10/20/2002	W	MIA	23-10
11/6/1966	W	MIA	29-0	12/22/1985	L	MIA	0-28	12/11/2002	W	BUF	38-21
11/5/1967	W	BUF	35-13	10/12/1986	L	MIA	14-27	09/21/2003	L	MIA	7-17
11/26/1967	L	MIA	14-17	11/16/1986	L	BUF	24-34	12/21/2003	L	BUF	3-20
10/12/1968	T	MIA	14-14	10/25/1987	W	MIA	34-31	10/17/2004	W	BUF	20-13
11/10/1968	L	BUF	17-21	11/29/1987	W	BUF	27-0	12/5/2004	W	MIA	42-32
12/31/1969	L	MIA	6-24	9/11/1988	W	BUF	9-6	10/9/2005	W	BUF	20-14
12/31/1969	W	BUF	28-3	11/14/1988	W	MIA	31-6	12/4/2005	L	MIA	23-24
10/18/1970	L	BUF	14-33	9/10/1989	W	MIA	27-24	09/17/2006	W	MIA	16-6
12/20/1970	L	MIA	7-45	10/29/1989	W	BUF	31-17	12/17/2006	W	BUF	21-0
9/26/1971	L	BUF	14-29	9/16/1990	L	MIA	7-30	11/11/2007	W	MIA	13-10
11/7/1971	L	MIA	0-34	12/23/1990	W	BUF	24-14	12/9/2007	W	BUF	38-17
10/22/1972	L	MIA	23-24	<b>1/12/1991</b>	<b>W</b>	<b>BUF</b>	<b>44-34</b>	10/26/2008	L	MIA	16-25
11/5/1972	L	BUF	16-30	9/1/1991	W	BUF	35-31	12/7/2008	L	TORONTO	3-16
10/21/1973	L	MIA	6-27	11/18/1991	W	MIA	41-27	10/4/2009	L	MIA	10-38
11/18/1973	L	BUF	0-17	10/4/1992	L	BUF	10-37	11/29/2009	W	BUF	31-14
9/22/1974	L	BUF	16-24	11/16/1992	W	MIA	26-20	09/12/2010	L	BUF	10-15
11/17/1974	L	MIA	28-35	<b>1/17/1993</b>	<b>W</b>	<b>MIA</b>	<b>29-10</b>	12/19/2010	W	MIA	17-14
10/26/1975	L	BUF	30-35	9/26/1993	L	BUF	13-22	11/20/2011	L	MIA	8-35
12/7/1975	L	MIA	21-31	12/19/1993	W	MIA	47-34	12/18/2011	L	BUF	23-30
9/13/1976	L	BUF	21-30	10/9/1994	W	BUF	21-11	11/15/2012	W	BUF	19-14
12/5/1976	L	MIA	27-45	12/4/1994	W	MIA	42-31	12/23/2012	L	MIA	10-24
9/18/1977	L	BUF	0-13	<b>12/30/1995</b>	<b>W</b>	<b>BUF</b>	<b>37-22</b>	10/20/2013	W	MIA	23-21
12/17/1977	L	MIA	14-31	10/29/1995	L	MIA	6-23	12/22/2013	W	BUF	19-0
9/17/1978	L	MIA	24-31	12/17/1995	W	BUF	23-20	09/14/2014	W	BUF	29-10
11/12/1978	L	BUF	24-25	10/13/1996	L	BUF	7-21	11/13/2014	L	MIA	9-22
9/2/1979	L	BUF	7-9	12/16/1996	L	MIA	14-16	09/27/2015	W	MIA	41-14
10/14/1979	L	MIA	7-17	11/2/1997	W	BUF	9-6	11/8/2015	W	BUF	33-17
9/7/1980	W	BUF	17-7	11/17/1997	L	MIA	13-30	10/23/2016	L	MIA	25-28
10/19/1980	L	MIA	14-17	9/13/1998	L	MIA	7-13	12/24/2016	L	BUF	31-34
10/12/1981	W	BUF	31-21	11/1/1998	W	BUF	30-24	12/17/2017	W	BUF	24-16
12/19/1981	L	MIA	6-16	<b>1/2/1999</b>	<b>L</b>	<b>MIA</b>	<b>17-24</b>	12/31/2017	W	MIA	22-16
11/21/1982	L	BUF	7-9	10/4/1999	W	MIA	23-18	12/2/2018	L	MIA	17-21
12/27/1982	L	MIA	10-27	11/14/1999	W	BUF	23-3	12/30/2018	W	BUF	42-17
9/4/1983	L	BUF	0-12	10/8/2000	L	MIA	13-22	10/20/2019	W	BUF	31-21
10/9/1983	W	MIA	38-35	12/3/2000	L	BUF	6-33	11/17/2019	W	MIA	37-20
9/17/1984	L	BUF	17-21	11/25/2001	L	BUF	27-34	09/20/2020	W	MIA	31-28
10/28/1984	L	MIA	17-21	1/6/2002	L	MIA	7-34	01/3/2021	W	BUF	56-26

## BILLS-EAGLES (6-8)

REGULAR SEASON: 6-8

PLAYOFFS (BOLDED): 0-0

HOME: 4-4

ROAD: 2-4

Date	Result	Site	Score	Date	Result	Site	Score	Date	Result	Site	Score
10/07/1973	W	BUF	27-26	12/02/1990	W	BUF	30-23	12/30/2007	L	PHI	9-17
09/17/1981	L	BUF	14-20	12/12/1993	W	PHI	10-7	10/09/2011	W	BUF	31-24
10/07/1984	L	BUF	17-27	11/10/1996	W	PHI	24-17	12/13/2015	L	PHI	20-23
10/27/1985	L	PHI	17-21	09/26/1999	W	BUF	26-0	10/27/2019	L	BUF	13-31
12/27/1987	L	PHI	7-17	09/28/2003	L	BUF	13-23				



# ALL-TIME SERIES

## BILLS-FALCONS (5-7)

REGULAR SEASON: 5-7

PLAYOFFS (BOLDED): 0-0

HOME: 3-3

ROAD: 2-4

Date	Result	Site	Score	Date	Result	Site	Score	Date	Result	Site	Score
12/02/1973	W	ATL	17-6	11/05/1989	L	ATL	28-30	09/25/2005	L	BUF	16-24
10/16/1977	W	BUF	3-0	11/22/1992	W	BUF	41-14	12/27/2009	L	ATL	3-31
11/02/1980	L	BUF	14-30	11/12/1995	W	BUF	23-17	12/01/2013	L	TORONTO	31-34
12/18/1983	L	ATL	14-31	12/23/2001	L	ATL	30-33	10/01/2017	W	ATL	23-17

## BILLS-GIANTS (7-7)

REGULAR SEASON: 7-7

PLAYOFFS (BOLDED): 0-1

HOME: 3-4

ROAD: 4-2

Date	Result	Site	Score	Date	Result	Site	Score	Date	Result	Site	Score
12/06/1970	L	NY	6-20	<b>01/27/1991</b>	<b>L</b>	<b>TB</b>	<b>19-20</b>	12/23/2007	L	BUF	21-38
10/20/1975	L	BUF	14-17	10/03/1993	W	BUF	17-14	10/16/2011	L	NY	24-27
11/26/1978	W	BUF	41-17	09/01/1996	W	NY	23-20	10/04/2015	L	BUF	10-24
10/18/1987	W	BUF	6-3	12/12/1999	L	BUF	17-19	09/15/2019	W	NY	28-14
12/15/1990	W	NY	17-13	11/30/2003	W	NY	24-7				

## BILLS-JAGUARS (9-8)

REGULAR SEASON: 9-6

PLAYOFFS (BOLDED): 0-2

HOME: 5-4

ROAD: 4-4

Date	Result	Site	Score	Date	Result	Site	Score	Date	Result	Site	Score
<b>12/28/1996</b>	<b>L</b>	<b>BUF</b>	<b>27-30</b>	11/26/2006	W	BUF	27-24	12/15/2013	W	JAX	27-20
12/14/1997	L	BUF	14-20	11/25/2007	L	JAX	14-36	10/25/2015	L	LONDON	31-34
10/18/1998	W	BUF	17-16	09/14/2008	W	JAX	20-16	11/27/2016	W	BUF	28-21
10/18/2001	W	JAX	13-10	11/22/2009	L	JAX	15-18	<b>01/07/2018</b>	<b>L</b>	<b>JAX</b>	<b>3-10</b>
09/14/2003	W	JAX	38-17	10/10/2010	L	BUF	26-36	11/25/2018	W	BUF	24-21
09/12/2004	L	BUF	10-13	12/02/2012	W	BUF	34-18				



# ALL-TIME SERIES

## BILLS-JETS (65-56)

REGULAR SEASON: 64-56

PLAYOFFS (BOLDED): 1-0

HOME: 34-26

ROAD: 31-30

Date	Result	Site	Score	Date	Result	Site	Score	Date	Result	Site	Score
09/11/1960	L	NY	3-27	11/09/1980	W	NY	31-24	12/30/2001	W	NY	14-9
10/16/1960	L	BUF	13-17	09/06/1981	W	BUF	31-0	09/08/2002	L	BUF	31-37
09/17/1961	W	BUF	41-31	10/18/1981	L	NY	14-33	11/24/2002	L	NY	13-31
11/23/1961	L	NY	14-21	<b>12/27/1981</b>	<b>W</b>	<b>NY</b>	<b>31-27</b>	10/12/2003	L	NY	3-30
09/22/1962	L	BUF	6-17	10/03/1983	L	BUF	10-34	12/07/2003	W	BUF	17-6
12/08/1962	W	NY	20-3	11/13/1983	W	NY	24-17	10/10/2004	L	NY	14-16
12/08/1963	W	BUF	45-14	09/23/1984	L	BUF	26-28	11/07/2004	W	BUF	22-17
12/14/1963	W	NY	19-10	12/08/1984	L	NY	17-21	10/16/2005	W	BUF	27-17
10/24/1964	W	BUF	34-24	09/15/1985	L	NY	3-42	01/01/2006	L	NY	26-30
11/08/1964	W	NY	20-7	12/08/1985	L	BUF	7-27	09/24/2006	L	BUF	20-28
09/26/1965	W	BUF	33-21	09/07/1986	L	BUF	24-28	12/10/2006	W	NY	31-13
12/19/1965	L	NY	12-14	10/05/1986	L	NY	13-14	09/30/2007	W	BUF	17-14
10/30/1966	W	NY	33-23	09/13/1987	L	BUF	28-31	10/28/2007	W	NY	13-3
11/13/1966	W	BUF	14-3	11/22/1987	W	NY	17-14	11/02/2008	L	BUF	17-26
09/10/1967	W	BUF	20-17	10/17/1988	W	NY	37-14	12/14/2008	L	NY	27-31
11/12/1967	L	NY	10-20	11/20/1988	W	BUF	9-6	10/18/2009	W	NY	16-13
09/29/1968	W	BUF	37-35	10/22/1989	W	BUF	34-3	12/03/2009	L	TORONTO	13-19
11/03/1968	L	NY	21-25	12/23/1989	W	NY	37-0	10/03/2010	L	BUF	14-38
12/31/1969	L	BUF	19-33	09/24/1990	W	NY	30-7	01/02/2011	L	NY	7-38
12/31/1969	L	NY	6-16	10/21/1990	W	BUF	30-27	11/06/2011	L	BUF	11-27
10/04/1970	W	BUF	34-31	09/15/1991	W	NY	23-20	11/27/2011	L	NY	24-28
10/25/1970	W	NY	10-6	12/01/1991	W	BUF	24-13	09/09/2012	L	NY	28-48
10/17/1971	L	NY	17-28	10/26/1992	W	NY	24-20	12/30/2012	W	BUF	28-9
11/21/1971	L	BUF	7-20	12/06/1992	L	BUF	17-24	09/22/2013	L	NY	20-27
09/17/1972	L	BUF	24-41	10/24/1993	W	NY	19-10	11/17/2013	W	BUF	37-14
11/12/1972	L	NY	3-41	12/26/1993	W	BUF	16-14	10/26/2014	W	NY	43-23
09/30/1973	W	BUF	9-7	09/04/1994	L	BUF	3-23	11/24/2014	W	DETROIT	38-3
12/16/1973	W	NY	34-14	11/06/1994	L	NY	17-22	11/12/2015	W	NY	22-17
09/29/1974	W	BUF	16-12	10/08/1995	W	BUF	29-10	01/03/2016	W	BUF	22-17
12/08/1974	L	NY	10-20	11/19/1995	W	NY	28-26	09/15/2016	L	BUF	31-37
09/21/1975	W	BUF	42-14	10/20/1996	W	NY	25-22	01/01/2017	L	NY	10-30
11/02/1975	W	NY	24-23	11/24/1996	W	BUF	35-10	09/10/2017	W	BUF	21-12
10/10/1976	L	NY	14-17	09/07/1997	W	NY	28-22	11/02/2017	L	NY	21-34
10/31/1976	L	BUF	14-19	11/30/1997	W	BUF	20-10	11/11/2018	W	NY	41-10
10/09/1977	L	BUF	19-24	11/08/1998	L	NY	12-34	12/9/2018	L	BUF	23-27
12/11/1977	W	NY	14-10	12/19/1998	L	BUF	10-17	09/08/2019	W	NY	17-16
09/10/1978	L	BUF	20-21	09/19/1999	W	BUF	17-3	12/29/2019	L	BUF	6-13
10/08/1978	L	NY	14-45	11/21/1999	L	NY	7-17	09/13/2020	W	BUF	27-17
09/23/1979	W	BUF	46-31	09/17/2000	L	NY	14-27	10/25/2020	W	NY	18-10
11/11/1979	W	NY	14-12	10/29/2000	W	BUF	23-20				
09/14/1980	W	BUF	20-10	10/07/2001	L	BUF	36-42				

## BILLS-LIONS (6-4-1)

REGULAR SEASON: 6-4-1

PLAYOFFS (BOLDED): 0-0

HOME: 4-1-1

ROAD: 2-3

Date	Result	Site	Score	Date	Result	Site	Score	Date	Result	Site	Score
12/10/1972	T	BUF	21-21	11/24/1994	L	DET	21-35	11/14/2010	W	BUF	14-12
11/25/1976	L	DET	14-27	10/05/1997	W	BUF	22-13	10/05/2014	W	DET	17-14
10/28/1979	W	DET	20-17	10/27/2002	W	BUF	24-17	12/16/2018	W	BUF	14-13
12/22/1991	L	BUF	14-17	10/15/2006	L	DET	17-20				



# ALL-TIME SERIES

## BILLS-PACKERS (8-5)

REGULAR SEASON: 8-5

PLAYOFFS (BOLDED): 0-0

HOME: 6-0

ROAD: 2-5

Date	Result	Site	Score	Date	Result	Site	Score	Date	Result	Site	Score
10/06/1974	W	GB	27-7	11/20/1994	W	BUF	29-20	09/19/2010	L	GB	7-34
11/18/1979	W	BUF	19-12	12/20/1997	L	GB	21-31	12/14/2014	W	BUF	21-13
12/05/1982	L	MIL	21-33	09/10/2000	W	BUF	27-18	09/30/2018	L	GB	0-22
10/30/1988	W	BUF	28-0	12/22/2002	L	GB	0-10				
11/10/1991	W	MIL	34-24	11/05/2006	W	BUF	24-10				

## BILLS-PANTHERS (5-2)

REGULAR SEASON: 5-2

PLAYOFFS (BOLDED): 0-0

HOME: 3-1

ROAD: 2-1

Date	Result	Site	Score	Date	Result	Site	Score	Date	Result	Site	Score
09/10/1995	W	BUF	31-9	11/27/2005	L	BUF	9-13	09/17/2017	L	CAR	3-9
10/25/1998	W	CAR	30-14	10/25/2009	W	CAR	20-9				
12/09/2001	W	BUF	25-24	09/15/2013	W	BUF	24-23				

## BILLS-PATRIOTS (45-76-1)

REGULAR SEASON: 45-75-1

PLAYOFFS (BOLDED): 0-1

HOME: 23-37-1

ROAD: 22-39

Date	Result	Site	Score	Date	Result	Site	Score	Date	Result	Site	Score
09/23/1960	W	BOS	13-0	10/26/1980	W	BUF	31-13	11/11/2001	L	NE	11-21
12/04/1960	W	BUF	38-14	12/14/1980	L	NE	2-24	12/16/2001	L	BUF	9-12
09/23/1961	L	BUF	21-23	11/22/1981	W	BUF	20-17	11/03/2002	L	BUF	7-38
10/22/1961	L	BOS	21-52	12/13/1981	W	NE	19-10	12/08/2002	L	NE	17-27
11/03/1962	T	BUF	28-28	01/02/1983	L	NE	19-30	09/07/2003	W	BUF	31-0
11/23/1962	L	BOS	10-21	10/23/1983	L	BUF	0-31	12/27/2003	L	NE	0-31
10/26/1963	W	BUF	28-21	11/06/1983	L	NE	7-21	10/03/2004	L	BUF	17-31
12/01/1963	L	BOS	7-17	09/02/1984	L	BUF	17-21	11/14/2004	L	NE	6-29
<b>12/28/1963</b>	<b>L</b>	<b>BOS</b>	<b>8-26</b>	11/11/1984	L	NE	10-38	10/30/2005	L	NE	16-21
11/15/1964	L	BUF	28-36	09/22/1985	L	BUF	14-17	12/11/2005	L	BUF	7-35
12/20/1964	W	BOS	24-14	10/13/1985	L	NE	3-14	09/10/2006	L	NE	17-19
09/11/1965	W	BUF	24-7	10/26/1986	L	BUF	3-23	10/22/2006	L	BUF	6-28
11/07/1965	W	BOS	23-7	11/23/1986	L	NE	19-22	09/23/2007	L	NE	7-38
10/08/1966	L	BUF	10-20	10/11/1987	L	NE	7-14	11/18/2007	L	BUF	10-56
12/04/1966	L	BOS	3-14	12/20/1987	L	BUF	7-13	11/09/2008	L	NE	10-20
09/24/1967	L	BUF	0-23	09/18/1988	W	NE	16-14	12/28/2008	L	BUF	0-13
12/09/1967	W	BOS	44-16	10/23/1988	W	BUF	23-20	09/14/2009	L	NE	24-25
09/08/1968	L	BUF	7-16	10/01/1989	W	BUF	31-10	12/20/2009	L	BUF	10-17
10/20/1968	L	BOS	6-23	11/19/1989	L	NE	24-33	09/26/2010	L	NE	30-38
12/31/1969	L	BOS	21-35	10/28/1990	W	NE	27-10	12/26/2010	L	BUF	3-34
12/31/1969	W	BUF	23-16	11/18/1990	W	BUF	14-0	09/25/2011	W	BUF	34-31
11/01/1970	W	BOS	45-10	11/03/1991	W	BUF	22-17	01/01/2012	L	NE	21-49
11/29/1970	L	BUF	10-14	11/24/1991	L	NE	13-16	09/30/2012	L	BUF	28-52
11/14/1971	L	NE	33-38	09/27/1992	W	NE	41-7	11/11/2012	L	NE	31-37
11/28/1971	W	BUF	27-20	11/01/1992	W	BUF	16-7	09/08/2013	L	BUF	21-23
10/08/1972	W	BUF	38-14	09/05/1993	W	BUF	38-14	12/29/2013	L	NE	20-34
11/19/1972	W	NE	27-24	11/07/1993	W	NE	13-10	10/12/2014	L	BUF	22-37
09/16/1973	W	NE	31-13	09/11/1994	W	NE	38-35	12/28/2014	W	NE	17-9
12/09/1973	W	BUF	37-13	12/18/1994	L	BUF	17-41	09/20/2015	L	BUF	32-40
10/20/1974	W	BUF	30-28	10/23/1995	L	NE	14-27	11/23/2015	L	NE	13-20
11/03/1974	W	NE	29-28	11/26/1995	L	BUF	25-35	10/02/2016	W	NE	16-0
11/23/1975	W	BUF	45-31	09/08/1996	W	BUF	17-10	10/30/2016	L	BUF	25-41
12/14/1975	W	NE	34-14	10/27/1996	L	NE	25-28	12/03/2017	L	BUF	3-23
10/24/1976	L	BUF	22-26	10/12/1997	L	NE	6-33	12/24/2017	L	NE	16-37
11/07/1976	L	NE	10-20	11/09/1997	L	BUF	10-31	10/29/2018	L	BUF	6-25
11/06/1977	W	NE	24-14	11/15/1998	W	BUF	13-10	12/23/2018	L	NE	12-24
11/20/1977	L	BUF	7-20	11/29/1998	L	NE	21-25	09/29/2019	L	BUF	10-16
11/05/1978	L	BUF	10-14	11/28/1999	W	BUF	17-7	12/21/2019	L	NE	17-24
12/10/1978	L	NE	24-26	12/26/1999	W	NE	13-10	11/1/2020	W	BUF	24-21
11/04/1979	L	BUF	6-26	11/05/2000	W	NE	16-13	12/28/2020	W	NE	38-9
11/25/1979	W	NE	16-13	12/17/2000	L	BUF	10-13				



# ALL-TIME SERIES

## BILLS-RAIDERS (21-21)

REGULAR SEASON: 19-21

PLAYOFFS (BOLDED): 2-0

HOME: 15-7

ROAD: 6-14

Date	Result	Site	Score	Date	Result	Site	Score	Date	Result	Site	Score
10/23/1960	W	BUF	38-9	12/24/1967	L	OAK	21-28	10/11/1992	L	LA	3-20
11/13/1960	L	OAK	7-20	09/15/1968	L	BUF	6-48	12/05/1993	L	BUF	24-25
11/05/1961	L	BUF	22-31	11/28/1968	L	OAK	10-13	<b>01/15/1994</b>	<b>W</b>	<b>BUF</b>	<b>29-23</b>
12/03/1961	W	OAK	26-21	12/31/1969	L	OAK	21-50	12/13/1998	W	BUF	44-21
10/20/1962	W	BUF	14-6	10/15/1972	L	OAK	16-28	10/17/1999	L	BUF	14-20
11/18/1962	W	OAK	10-6	09/16/1974	W	BUF	21-20	10/06/2002	L	BUF	31-49
09/15/1963	L	OAK	17-35	11/28/1977	L	OAK	13-34	09/19/2004	L	OAK	10-13
10/05/1963	W	BUF	12-0	09/28/1980	W	BUF	24-7	10/23/2005	L	OAK	17-38
10/03/1964	W	BUF	23-20	11/20/1983	L	BUF	24-27	09/21/2008	W	BUF	24-23
12/06/1964	L	OAK	13-16	12/06/1987	L	LA	21-34	09/18/2011	W	BUF	38-35
10/03/1965	W	BUF	17-12	12/11/1988	W	BUF	37-21	12/21/2014	L	OAK	24-26
11/14/1965	W	OAK	17-14	10/07/1990	W	BUF	38-24	12/04/2016	L	OAK	24-38
11/24/1966	W	OAK	31-10	<b>01/20/1991</b>	<b>W</b>	<b>BUF</b>	<b>51-3</b>	10/29/2017	W	BUF	34-14
10/15/1967	L	BUF	20-24	12/08/1991	W	LA	30-27	10/04/2020	W	LV	30-23

## BILLS-RAMS (8-5)

REGULAR SEASON: 8-5

PLAYOFFS (BOLDED): 0-0

HOME: 5-3

ROAD: 3-2

Date	Result	Site	Score	Date	Result	Site	Score	Date	Result	Site	Score
09/27/1970	L	BUF	0-19	09/06/1992	W	BUF	40-7	12/09/2012	L	BUF	12-15
12/15/1974	L	LA	14-19	12/10/1995	W	STL	45-27	10/09/2016	W	LA	30-19
12/07/1980	W	BUF	10-7	09/20/1998	L	BUF	33-34	09/27/2020	W	BUF	35-32
11/27/1983	L	LA	17-41	11/21/2004	W	BUF	37-17				
10/16/1989	W	BUF	23-20	09/28/2008	W	STL	31-14				

## BILLS-RAVENS (4-6)

REGULAR SEASON: 3-6

PLAYOFFS (BOLDED): 1-0

HOME: 2-1

ROAD: 1-5

Date	Result	Site	Score	Date	Result	Site	Score	Date	Result	Site	Score
10/31/1999	W	BAL	13-10	10/24/2010	L	BAL	34-37	12/08/2019	L	BUF	17-24
10/24/2004	L	BAL	6-20	09/29/2013	W	BUF	23-20	<b>01/16/2021</b>	<b>W</b>	<b>BUF</b>	<b>17-3</b>
12/31/2006	L	BAL	7-19	09/11/2016	L	BAL	7-13				
10/21/2007	W	BUF	19-14	09/09/2018	L	BAL	3-47				

## BILLS-SAINTS (4-7)

REGULAR SEASON: 4-7

PLAYOFFS (BOLDED): 0-0

HOME: 3-3

ROAD: 1-4

Date	Result	Site	Score	Date	Result	Site	Score	Date	Result	Site	Score
11/04/1973	L	NO	0-13	12/20/1992	W	NO	20-16	09/27/2009	L	BUF	7-27
09/21/1980	W	NO	35-26	12/27/1998	W	NO	45-33	10/27/2013	L	NO	17-35
10/30/1983	W	BUF	27-21	09/09/2001	L	BUF	6-24	11/12/2017	L	BUF	10-47
12/10/1989	L	BUF	19-22	10/02/2005	L	SAN ANTONIO	7-19				



# ALL-TIME SERIES

## BILLS-SEAHAWKS (6-8)

REGULAR SEASON: 6-8

PLAYOFFS (BOLDED): 0-0

HOME: 3-2

ROAD: 3-6

Date	Result	Site	Score	Date	Result	Site	Score	Date	Result	Site	Score
10/30/1977	L	SEA	17-56	12/08/1996	L	SEA	18-26	09/07/2008	W	BUF	34-10
10/14/1984	L	SEA	28-31	10/24/1999	L	SEA	16-26	12/16/2012	L	TORONTO	17-50
11/06/1988	W	SEA	13-3	12/23/2000	W	SEA	42-23	11/07/2016	L	SEA	25-31
12/04/1989	L	SEA	16-17	11/18/2001	L	BUF	20-23	11/08/2020	W	BUF	44-34
10/15/1995	W	BUF	27-21	11/28/2004	W	SEA	38-9				

## BILLS-STEELERS (11-16)

REGULAR SEASON: 10-14

PLAYOFFS (BOLDED): 1-2

HOME: 8-6

ROAD: 3-10

Date	Result	Site	Score	Date	Result	Site	Score	Date	Result	Site	Score
10/11/1970	L	PIT	10-23	11/09/1986	W	BUF	16-12	10/10/1999	W	BUF	24-21
10/29/1972	L	BUF	21-38	09/25/1988	W	BUF	36-28	09/30/2001	L	BUF	3-20
<b>12/22/1974</b>	<b>L</b>	<b>PIT</b>	<b>14-32</b>	09/08/1991	W	BUF	52-34	01/02/2005	L	BUF	24-29
09/28/1975	W	PIT	30-21	11/08/1992	W	BUF	28-20	09/16/2007	L	PIT	3-26
09/03/1978	L	BUF	17-28	<b>01/09/1993</b>	<b>W</b>	<b>PIT</b>	<b>24-3</b>	11/28/2010	L	BUF	16-19
12/16/1979	L	PIT	0-28	11/15/1993	L	PIT	0-23	11/10/2013	L	PIT	10-23
11/23/1980	W	BUF	28-13	11/14/1994	L	PIT	10-23	12/11/2016	L	BUF	20-27
12/12/1982	W	BUF	13-0	<b>01/06/1996</b>	<b>L</b>	<b>PIT</b>	<b>21-40</b>	12/15/2019	W	PIT	17-10
12/15/1985	L	PIT	24-30	09/16/1996	L	PIT	6-24	12/13/2020	W	BUF	26-15

## BILLS-TEXANS (4-6)

REGULAR SEASON: 4-5

PLAYOFFS (BOLDED): 0-1

HOME: 2-2

ROAD: 2-4

Date	Result	Site	Score	Date	Result	Site	Score	Date	Result	Site	Score
10/13/2002	W	HOU	31-24	11/01/2009	L	BUF	10-31	10/14/2018	L	HOU	13-20
11/16/2003	L	BUF	10-12	11/04/2012	L	HOU	9-21	<b>01/04/2020</b>	<b>L</b>	<b>HOU</b>	<b>19-22</b>
09/11/2005	W	BUF	22-7	09/28/2014	L	HOU	17-23				
11/19/2006	W	HOU	24-21	12/06/2015	W	BUF	30-21				

## BILLS-TITANS (19-29)

REGULAR SEASON: 17-28

PLAYOFFS (BOLDED): 2-1

HOME: 11-14

ROAD: 8-15

Date	Result	Site	Score	Date	Result	Site	Score	Date	Result	Site	Score
10/30/1960	W	BUF	25-24	10/27/1968	L	BUF	7-30	<b>01/03/1993</b>	<b>W</b>	<b>BUF</b>	<b>41-38</b>
12/11/1960	L	HOU	23-31	12/07/1968	L	HOU	6-35	10/11/1993	W	BUF	35-7
10/08/1961	W	HOU	22-12	12/31/1969	L	HOU	14-28	09/18/1994	W	HOU	15-7
10/29/1961	L	BUF	16-28	12/31/1969	L	BUF	3-17	12/24/1995	L	BUF	17-28
09/09/1962	L	BUF	23-28	12/12/1971	L	BUF	14-20	11/23/1997	L	TEN	14-31
10/07/1962	L	HOU	14-17	11/10/1974	L	BUF	9-21	<b>01/08/2000</b>	<b>L</b>	<b>TEN</b>	<b>16-22</b>
09/28/1963	L	BUF	20-31	09/19/1976	L	BUF	3-13	09/03/2000	W	BUF	16-13
10/20/1963	L	HOU	14-28	10/15/1978	L	HOU	10-17	12/14/2003	L	TEN	26-28
10/11/1964	W	HOU	48-17	09/25/1983	W	BUF	30-13	12/24/2006	L	BUF	29-30
11/01/1964	W	BUF	24-10	11/10/1985	W	BUF	20-0	11/15/2009	L	TEN	17-41
10/31/1965	L	BUF	17-19	12/21/1986	L	HOU	7-16	12/04/2011	L	BUF	17-23
12/05/1965	W	HOU	29-18	09/20/1987	W	BUF	34-30	10/21/2012	L	BUF	34-35
09/25/1966	W	BUF	27-20	<b>01/01/1989</b>	<b>W</b>	<b>BUF</b>	<b>17-10</b>	10/11/2015	W	TEN	14-13
11/20/1966	W	HOU	42-20	09/24/1989	W	HOU	47-41	10/07/2018	W	BUF	13-12
09/17/1967	L	BUF	3-20	11/26/1990	L	HOU	24-27	10/08/2019	W	TEN	14-7
10/29/1967	L	HOU	3-10	12/27/1992	L	HOU	3-27	10/13/2020	L	TEN	16-42



# ALL-TIME SERIES

## BILLS-VIKINGS (6-8)

REGULAR SEASON: 6-8

PLAYOFFS (BOLDED): 0-0

HOME: 1-4

ROAD: 5-4

Date	Result	Site	Score	Date	Result	Site	Score	Date	Result	Site	Score
10/03/1971	L	MIN	0-19	09/04/1988	W	BUF	13-10	10/01/2006	W	BUF	17-12
12/20/1975	L	BUF	13-35	12/11/1994	L	BUF	17-21	12/05/2010	L	MIN	14-38
12/09/1979	L	MIN	3-10	08/31/1997	L	BUF	13-34	10/19/2014	W	BUF	17-16
09/16/1982	W	BUF	23-22	10/22/2000	L	MIN	27-31	09/23/2018	W	MIN	27-6
09/29/1985	L	BUF	20-27	09/15/2002	W	MIN	45-39				

## BILLS-WASHINGTON (9-6)

REGULAR SEASON: 9-5

PLAYOFFS (BOLDED): 0-1

HOME: 6-2

ROAD: 3-3

Date	Result	Site	Score	Date	Result	Site	Score	Date	Result	Site	Score
12/17/1972	W	WAS	24-17	12/30/1990	L	WAS	14-29	10/19/2003	W	BUF	24-7
12/04/1977	L	BUF	0-10	<b>01/26/1992</b>	<b>L</b>	<b>BUF</b>	<b>24-37</b>	12/02/2007	W	WAS	17-16
11/29/1981	W	BUF	21-14	11/01/1993	W	BUF	24-10	10/30/2011	W	TORONTO	23-0
11/25/1984	L	WAS	14-41	11/03/1996	W	BUF	38-13	12/20/2015	L	WAS	25-35
11/01/1987	L	BUF	7-27	11/07/1999	W	WAS	34-17	11/03/2019	W	BUF	24-9



# 1960 SEASON STATISTICS

5-8-1 | 3RD IN AFL EAST | HEAD COACH BUSTER RAMSEY

Date	W/L	Score	Opponent	Attendance
9/11	L	3-27	at NY Titans	10,200
9/18	L	21-27	Denver	15,229
9/23	W	13-0	at Boston	20,732
10/2	L	10-24	LA Chargers	15,821
10/16	L	13-17	NY Titans	14,988
10/23	W	38-9	Oakland	8,876
10/30	W	25-24	Houston	23,001
11/6	L	28-45	Dallas	19,610
11/13	L	7-20	at Oakland	8,800
11/20	W	32-3	at LA Chargers	16,161
11/27	T	38-38	at Denver	7,785
12/4	W	38-14	Boston	14,335
12/11	L	23-31	at Houston	25,243
12/18	L	7-24	at Dallas	18,000

	BUF	OPP
<b>TOTAL FIRST DOWNS</b>	211	225
Rushing	77	103
Passing	109	109
Penalty	25	13
3rd Down: Made/Att	—	—
3rd Down Pct.	—	—
4th Down: Made/Att	—	—
4th Down Pct.	—	—

**POSSESSION AVG.** — —

	3900	3854
<b>TOTAL NET YARDS</b>		
Avg. per Game	278.6	275.3
Total Plays	909	903
Avg. per Play	4.3	4.3

	1544	1724
<b>NET YARDS RUSHING</b>		
Avg. per Game	110.3	123.8
Total Rushes	417	438

	2356	2130
<b>NET YARDS PASSING</b>		
Avg. per Game	168.3	152.1
Sacked/Yards Lost	45/333	36/331
Gross Yards	2689	2461
Att./Completions	447/184	429/185
Completion Pct.	41.2	43.1
Had Intercepted	29	33

**PUNTS/AVERAGE** 89/39.0 77/37.6

**NET PUNTING AVG.** 35.9 34.7

**PENALTIES/YARDS** 57/615 62/608

**FUMBLES/BALL LOST** 30/15 27/16

	38	37
<b>TOUCHDOWNS</b>		
Rushing	15	15
Passing	19	19
Returns	4	3

	Q1	Q2	Q3	Q4	OT	PTS
<b>SCORE BY PERIOD</b>						
BILLS	61	98	56	81	0	296
OPP	59	73	83	88	0	303

	TD	R	Pa	Rt	K-PAT	FG	S	Pts
<b>SCORING</b>								
Carlton	11	7	4	0	0/0	0/0	0	66
Dubention	68	1	7	0	0/0	0/0	0	48
Atkins	0	0	0	0	27/33	6/13	0	45
Chamberlain	4	0	4	0	0/0	0/0	0	24
Lucas	3	2	1	0	0/0	0/0	0	18

Yoho	1	0	0	1	0/0	2/5	0	12
Green	2	2	0	0	0/0	0/0	0	12
Hergert	1	0	0	1	0/0	2/4	0	12
O'Connell	1	1	0	0	*1	0/1	0	8
Harper	0	0	0	0	1/2	2/3	0	7
Fowler	1	1	0	0	0/0	0/0	0	6
Matsos	1	0	0	1	0/0	0/0	0	6
Kulbacki	1	1	0	0	0/0	0/0	0	6
Crockett	1	0	1	0	0/0	0/0	0	6
Brubaker	0	1	0	0	0/0	0/0	0	6
Wagstaff	1	0	0	1	0/0	0/0	0	6
Smith	10	1	0	0	0/0	0/0	0	6
Brodhead	0	0	0	0	*1	0/0	0	2
BILLS	38	15	19	4	28/35	12/26	296	
OPP	37	15	19	3	37/37	14/27	303	

\*2-Pt. Conversions: BILLS 2-3, OPPONENTS 0-0

**SACKS:** Torczon 5.0, McMurtry 3.0, Remmert 3.0, Yoho 2.0, Scott 1.0, Sorey 1.0, Others 21.0  
**BILLS:** 36.0  
**OPPONENTS:** 46.0

	No.	Yds	Avg	Long	TD
<b>RUSHING</b>					
Carlton	137	533	3.9	54t	7
Fowler	93	370	4.0	61	1
Lucas	38	138	2.0	16	2
Kulbacki	41	108	2.6	11	1
Brodhead	15	100	6.6	19	0
Dubention	16	94	5.9	66t	1
Smith	19	61	3.2	13	0
Atkins	2	47	23.5	36	0
Ford	18	40	2.2	7	0
Green	21	29	1.4	11	2
O'Connell	16	21	1.3	12	1
Harper	1	3	3.0	3	0
BILLS	417	1544	3.7	66t	15
OPP	438	1724	2.9	—	15

	No.	Yds	Avg	Long	TD
<b>RECEIVING</b>					
Rychlec	45	590	13.1	36	0
Dubention	42	752	17.9	76t	7
Carlton	29	477	16.4	70t	4
Chamberlain	17	279	16.4	49t	4
Crockett	14	173	12.4	41t	1
Fowler	10	99	9.9	28	0
Smith	7	127	18.1	58t	1
Brubaker	7	75	10.7	17	1
Lucas	5	58	11.6	17t	1
Hoisington	4	45	11.3	13	0
Kulbacki	2	9	4.5	7	0
Ford	1	5	5.0	5	0
Green	1	0	0.0	0	0
BILLS	184	2689	14.6	76t	19
OPP	185	2462	13.3	—	19

	No.	Yds	Avg	Long	TD
<b>INTERCEPTIONS</b>					
Matsos	8	142	17.8	34	1
Wagstaff	6	93	15.5	40t	1
Atkins	5	23	4.6	12	0
Kinard	4	29	7.3	19	0
McCabe	4	0	0.0	0	0
Johnson	2	1	0.5	1	0
Hergert	1	29	29.0	29t	1
Schaffer	1	19	19.0	19	0
Yoho	1	15	15.0	15t	1
Buzynski	1	5	5.0	5	0
BILLS	33	356	10.8	40t	4
OPP	29	422	14.6	65	2

	No	Yds	Avg	Net	TB	In	Lg	B
<b>PUNTING</b>								
Atkins	89	3468	39.0	35.9	2	15	58	0
BILLS	89	3468	39.0	35.9	2	15	58	0
OPP	77	2896	37.6	34.7	2	19	66	0

	Ret	FC	Yds	Avg	Long	TD
<b>PUNT RETURNS</b>						
Kulbacki	12	14	100	8.3	33	0
Wegert	4	0	25	6.3	11	0
Lucas	4	7	3	0.8	2	0
Kinard	2	1	24	12.0	—	0
Dubention	2	1	6	3.0	6	0
Matsos	1	0	20	20.0	20	0
Crockett	1	1	5	5.0	5	0
Lewis	1	0	2	2.0	2	0
Johnson	0	1	0	—	—	0
BILLS	27	25	185	6.9	33	0
OPP	33	12	232	7.0	—	0

	No.	Yds	Avg	Long	TD
<b>KICKOFF RETURNS</b>					
Kulbacki	13	226	17.4	24	0
Fowler	12	201	16.8	35	0
Ford	5	106	21.2	34	0
Wegert	4	109	27.3	31	0
Lewis	4	97	24.3	28	0
Dubention	4	68	17.0	23	0
Smith	2	72	36.0	55	0
Kinard	1	39	39.0	39	0
Chamberlain	1	24	24.0	24	0
Rychlec	1	3	3.0	3	0
BILLS	47	945	20.1	55	0
OPP	55	1402	25.5	—	0

	1-19	20-29	30-39	40-49	50+
<b>FIELD GOALS</b>					
Atkins	3-3	1-2	1-6	1-2	0-0
Harper	0-0	0-0	2-3	0-0	0-0
Hergert	0-0	1-1	1-2	0-0	0-0
Yoho	0-0	0-1	0-0	2-4	0-0
O'Connell	0-0	0-1	0-0	0-0	0-0
BILLS	3-3	2-5	4-10	3-6	0-0
OPP	4-4	3-7	2-6	3-9	2-4
Atkins: (38N)(34N)(22G,37B,37N,45G,15G)(44B)(31N)					
(16G,13G,30G)(27N) Harper:(35G)(34B)(35G) Hergert:					
(26G,44N)(33N,36G) Yoho:(47B)(45G)(48G)(44N,23B)					
O'Connell: (25B)					
OPPONENTS: (29N,16G,28G,25N,41N)(31G,27G)					
(50N)(16G)(43G)(35N)(50G)(42N,40G,53N,35N,25N)					
(29G,40G)(31G)(20N,19G)(43N,27N)(53G)					
(45N,12G,46N)					

## USUAL STARTERS

### OFFENSE

LT	81	Tom Rychlec
LE	74	Harold Olson
LG	60	Phil Blazer
C	52	Dan McGrew
RG	77	Don Chelf
RT	75	Bob Sedlock
RE	80	Monte Crockett
FB	30	Wray Carlton
LH	11	Richie Lucas
RH	44	Elbert Dubention
QB	18	John Green

### DEFENSE

LE	71	Mack Yoho
LT	73	Chuck McMurtry
RT	79	Jim Sorey
RE	87	LaVerne Torczon
LLB	57	Jack Laraway
MLB	56	Archie Matsos
RLB	55	Bernie Buzynski
LCB	45	Richie McCabe
RCB	20	Bill Atkins
LS	22	Jim Wagstaff
RS	24	Billy Kinard

PASSING	Att	Cmp	Yds	Cmp%	Yds/Att	TD	TD%	Int	Int%	Long	Sack/Lost	Rating
Green	228	89	1267	39.0	5.56	10	4.4	10	4.4	70t	25/187	54.1
O'Connell	145	65	1033	44.8	7.12	7	4.8	13	9.0	76t	7/45	47.9
Lucas	49	23	314	46.9	6.41	2	4.1	3	6.1	36t	8/48	56.0
Brodhead	25	7	75	28.0	3.00	0	0.0	3	12.0	18	6/59	0.0
BILLS	447	184	2689	41.2	6.02	19	3	29	6.5	76t	45/333	48.6
OPPONENTS	429	185	2461	43.1	5.74	19	4.4	33	7.7	—	36/331	44.6



# 1961 SEASON STATISTICS

6-8 | 4TH IN AFL EAST | HEAD COACH BUSTER RAMSEY

Date	W/L Score	Opponent	Attendance
9/10	L 10-22	Denver	16,636
9/17	W 41-31	NY Titans	15,584
9/23	L 21-23	Boston	21,504
9/30	L 11-19	San Diego	20,742
10/8	W 22-12	at Houston	22,761
10/15	W 27-24	Dallas	20,678
10/22	L 21-52	at Boston	9,398
10/29	L 16-28	Houston	21,237
11/5	L 22-31	Oakland	17,027
11/12	W 30-20	at Dallas	15,000
11/19	W 23-10	at Denver	7,645
11/23	L 14-21	at NY Titans	12,023
12/3	W 26-21	at Oakland	8,011
12/10	L 10-28	at San Diego	24,486

	BUF	OPP
<b>TOTAL FIRST DOWNS</b>	243	200
Rushing	92	61
Passing	128	124
Penalty	23	15
3rd Down: Made/Att	—	—
3rd Down Pct.	—	—
4th Down: Made/Att	—	—
4th Down Pct.	—	—

<b>POSSESSION AVG.</b>	—	—
<b>TOTAL NET YARDS</b>	3950	4264
Avg per Game	282.1	304.6
Total Plays	940	815
Avg per Play	4.2	5.2

<b>NET YARDS RUSHING</b>	1606	1377
Avg per Game	114.7	98.4
Total Rushes	438	349

<b>NET YARDS PASSING</b>	2344	2887
Avg per Game	167.4	206.2
Sacked/Yards Lost	63/442	36/350
Gross Yards	2786	3237
Att./Completions	439/194	430/206
Completion Pct.	44.2	47.9
Had Intercepted	25	29

<b>PUNTS/AVERAGE</b>	85/44.5	75/38.7
----------------------	---------	---------

<b>NET PUNTING AVG.</b>	39.0	35.6
-------------------------	------	------

<b>PENALTIES/YARDS</b>	65/549	76/693
------------------------	--------	--------

<b>FUMBLES/BALL LOST</b>	32/17	20/15
--------------------------	-------	-------

<b>TOUCHDOWNS</b>	38	43
Rushing	18	9
Passing	15	28
Returns	5	6

SCORE BY PERIOD	Q1	Q2	Q3	Q4	PTS
BILLS	51	87	38	118	294
OPP	98	98	88	58	342

SCORING	TD	Ru	Pa	Rt	K-PAT	FG	S	Pts
Carlton	11	7	4	0	0/0	0/0	0	66
Dubenion	8	2	6	0	0/0	0/0	0	48
Atkins	1	1	0	2	9/31	2/6	0	41
Carlton	4	4	0	0/0	0/0	0	0	24
Reynolds	4	4	0	0/0	0/0	0	0	24
Baker	3	3	0	0/0	0/0	0	0	18
Bass	3	0	3	0	0/0	0/0	0	18

Bohling	3	2	1	0	0/0	0/0	0	18
Hergert	0	0	0	0	0/0	6/14	0	18
Richards	3	0	0	3	0/0	0/0	0	18
Brown	2	1	0	1	0/0	0/0	0	12
Lucas	1	0	0	1	*3	0/0	0	12
Rychlec	2	0	2	0	0/0	0/0	0	12
Barber	1	0	0	1	0/0	0/0	0	6
Green	1	1	0	0	0/0	0/0	0	6
McDonald	1	0	0	1	0/0	0/0	0	6
Muehlhaupt	1	0	0	1	0/0	0/0	0	6
Shockley	0	0	0	0	0/0	1/2	0	3
Rabb	0	0	0	0	*1	0/0	0	2
Team	0	0	0	0	0/0	0/0	1	2
Yoho	0	0	0	0	0/0	0/4	0	0
BILLS	38	18	15	5	29/31	9/26	1	294
OPP	43	9	28	6	41/42	13/31	3	342

\*2-Pt. Conversions: BILLS 4-7, OPPONENTS 1-1

**SACKS:** Torczon 8.0, Yoho 6.0, Day 4.5, Barber 2.5, Felton 2.0, Hergert 2.0, Lettner 1.0, McMurry 2.0, Matsos 1.0, Sorey 1.0, Others 6.0  
BILLS: 36.0, OPPONENTS: 63.0

RUSHING	No.	Yds	Avg	Long	TD
Baker	152	498	3.3	35	3
Carlton	101	311	3.1	27	4
Brown	53	192	3.6	13	1
Dubenion	17	173	10.2	72t	2
Reynolds	30	142	4.7	20	4
Bohling	42	134	3.2	18	2
Atkins	2	87	43.5	56t	1
Rabb	13	47	3.6	19	0
Lucas	10	15	1.5	9	0
Green	14	15	1.1	14	1
Bass	2	8	4.0	16	0
Fowler	1	2	2.0	2	0
Rychlec	1	-18	-18.0	-18	0
BILLS	438	1606	3.7	72t	18
OPP	349	1377	3.9	—	9

RECEIVING	No.	Yds	Avg	Long	TD
Bass	50	765	15.3	76t	3
Rychlec	33	405	12.3	27	2
Dubenion	31	461	14.9	61t	6
Crockett	20	325	16.3	51	0
Richards	19	285	15.0	43t	3
Carlton	17	193	11.4	22	0
Bohling	10	183	18.3	41	1
Baker	6	73	12.2	29	0
Lucas	6	69	11.5	19	0
Chamberlain	1	16	16.0	16	0
Brown	1	11	11.0	11	0
BILLS	194	2786	14.4	76t	15
OPP	206	3237	15.7	—	28

INTERCEPTIONS	No.	Yds	Avg	Long	TD
Atkins	10	158	15.8	29	0
Barber	3	30	10.0	21t	1
Wagstaff	3	25	8.3	19	0
Valdez	2	54	27.0	50	0
Felton	2	15	7.5	15	0
Matsos	2	12	6.0	12	0
Crotty	2	0	0.0	0	0
Lucas	2	0	0.0	0	0
McCabe	1	17	17.0	17	0
Hergert	1	0	0.0	0	0
Yoho	1	0	0.0	0	0
BILLS	29	311	10.7	50	1
OPP	25	398	15.9	—	4

PUNTING	No.	Yds	Avg	Net	TB	In	Lg	B
Atkins	85	3783	44.5	—	9	14	69	1
BILLS	85	3783	44.5	39.0	9	14	69	1
OPP	75	2897	38.7	35.6	2	17	63	0

PUNT RETURNS	Ret	FC	Yds	Avg	Long	TD
Bass	8	17	75	9.4	32	0
Atkins	2	2	30	15.0	15	0
Brown	2	3	14	7.0	11	0
Wagstaff	1	0	35	35.0	35	0
Valdez	1	0	30	30.0	30	0
Dubenion	1	0	3	3.0	3	0
Bohling	4	10	0	0.0	0	0
Richards	0	2	0	0.0	0	0
BILLS	19	34	187	9.8	35	0
OPP	45	9	291	6.5	57t	1

KICKOFF RETURNS	No.	Yds	Avg	Long	TD
Dubenion	16	329	20.6	33	0
Baker	12	281	23.4	36	0
Bohling	10	246	24.6	44	0
Lucas	7	126	18.0	23	0
Brown	2	105	52.5	93t	1
Carlton	4	60	15.0	23	0
Shockley	2	38	19.0	19	0
Rice	2	13	6.5	13	0
Richards	1	10	10.0	10	0
Crockett	1	0	0.0	0	0
BILLS	57	1208	21.2	93t	1
OPP	54	1112	20.6	88t	1

FIELD GOALS	1-19	20-29	30-39	40-49	50+
Atkins	0-0	0-1	2-5	0-0	0-0
Hergert	2-2	1-4	2-5	1-3	0-0
Shockley	0-0	1-1	0-0	0-1	0-0
Yoho	0-0	0-0	0-0	0-4	0-0
BILLS	2-3	2-6	4-10	1-7	0-0
OPP	6-6	1-4	3-5	2-13	1-1

Atkins: (37G, 32N)(39G, 37B, 36N, 29N) Hergert: (12G, 28G)(28N, 16G, 46N, 40N, 33N)(32G, 45G)(37G, 34B, 22N, 20N)(38N) Shockley: (46N)(20G)Yoho: (45N, 49N)(43N, 43N)  
OPPONENTS: (116G, 42N, 31N)(36G, 35G, 27N, 46G)(38G, 11G)(41N, 48N, 14G, 46N, 54N)(18G, 49N)(12G)(24N, 45N)(47N, 48G)(22G, 44N, 49B, 51G)(13G)(37N, 24N)(42N, 44N)(27N)

## USUAL STARTERS

OFFENSE		
LE	88	Glenn Bass
LT	75	Ken Rice
LG	66	Billy Shaw
C	50	Al Bemiller
RG	70	Ed Muehlhaupt
RT	74	Harold Olson
RE	81	Tom Rychlec
FB	33	Art Baker
LH	30	Wray Carlton
RH	44	Elbert Dubenion
QB	14	M.C. Reynolds

## DEFENSE

LE	71	Mack Yoho
LT	73	Chuck McMurry
RT	79	Jim Sorey
RE	87	Joe Verne Torczon
LB	54	Joe Hergert
MLB	56	Archie Matsos
RLB	64	Stew Barber
LCB	25	Vernon Valdez
RCB	45	Richie McCabe
LS	22	Jim Wagstaff
RS	20	Bill Atkins

PASSING	Att	Cmp	Yds	Cmp%	Yds/Att	TD	TD%	Int	Int%	Long	Sack/Lost	Rating
Reynolds	181	83	1004	45.9	5.55	2	1.1	13	7.2	52	24/169	37.2
Green	126	56	903	44.4	7.17	6	4.8	5	4.0	61t	23/159	68.3
Rabb	74	34	586	45.9	7.92	5	6.8	2	2.7	76t	10/64	84.6
Lucas	50	20	282	40.0	5.64	2	4.0	4	8.0	45t	5/41	38.9
O'Connell	5	1	11	20.0	2.20	0	0.0	1	20.0	11	1/9	—
Carlton	2	0	0	0.0	0.00	0	0.0	0	0.0	0	0/0	39.6
Bohling	1	0	0	0.0	0.00	0	0.0	0	0.0	0	0/0	39.6
BILLS	439	194	2786	44.2	6.35	15	3.4	25	5.7	76t	63/442	53.0
OPPONENTS	430	206	3237	47.9	7.53	28	6.5	29	6.7	85t	36/350	67.0



# 1962 SEASON STATISTICS

7-6-1 | 3RD IN AFL EAST | HEAD COACH LOU SABAN

Date	W/L Score	Opponent	Attendance
9/9	L 23-28	Houston	31,236
9/15	L 20-23	Denver	30,577
9/22	L 6-17	NY Titans	24,024
9/30	L 21-41	at Dallas	25,500
10/7	L 14-17	at Houston	26,350
10/13	W 35-10	San Diego	20,074
10/20	W 14-6	Oakland	21,037
10/28	W 45-38	at Denver	26,051
11/3	T 28-28	Boston	33,247
11/11	W 40-20	at San Diego	22,204
11/18	W 10-6	at Oakland	11,700
11/23	L 10-21	at Boston	20,021
12/2	W 23-14	Dallas	35,261
12/8	W 20-3	at NY Titans	16,453

<b>TOTAL FIRST DOWNS</b>	238	229
Rushing	119	89
Passing	96	129
Penalty	23	11
3rd Down: Made/Att	—	—
3rd Down Pct.	—	—
4th Down: Made/Att	—	—
4th Down Pct.	—	—

<b>POSSESSION AVG.</b>	—	—
------------------------	---	---

<b>TOTAL NET YARDS</b>	4464	4429
Avg per Game	318.9	316.3
Total Plays	875	845
Avg per Play	5.1	5.2

<b>NET YARDS RUSHING</b>	2485	1687
Avg per Game	177.1	120.5
Total Rushes	501	373

<b>NET YARDS PASSING</b>	1984	2742
Avg per Game	141.7	195.9
Sacked/Yards Lost	23/197	32/254
Gross Yards	2181	2996
Att./Completions	351/150	440/215
Completion Pct.	42.7	48.9
Had Intercepted	26	36

<b>PUNTS/AVERAGE</b>	76/38.8	70/38.1
----------------------	---------	---------

<b>NET PUNTING AVG.</b>	36.5	35.4
-------------------------	------	------

<b>PENALTIES/YARDS</b>	74/797	80/786
------------------------	--------	--------

<b>FUMBLES/BALL LOST</b>	27/12	26/14
--------------------------	-------	-------

<b>TOUCHDOWNS</b>	41	35
Rushing	20	10
Passing	15	24
Returns	6	1

<b>SCORE BY PERIOD</b>	Q1	Q2	Q3	Q4	PTS
BILLS	77	94	60	78	309
OPP	64	52	73	83	272

<b>SCORING</b>	TD	R	P	K	FG	S	PTS
Gilchrist	15	13	2	0	14/17	8-20	0 128
Dubenion	6	0	5	1	0/0	0/0	0 36
Bass	4	0	4	0	0/0	0/0	0 24
Yoho	0	0	0	0	2-22	1-3	0 23

Rabb	3	3	0	0	1*	0/0	0	20
Carlton	2	2	0	0	0/0	0/0	0	12
Charon	2	0	2	0	0/0	0/0	0	12
Crow	2	1	1	0	0/0	0/0	0	12
Warlick	2	0	2	0	0/0	0/0	0	12
Baker	1	0	0	1	0/0	0/0	0	6
Kemp	1	1	0	0	0/0	0/0	0	6
Sestak	1	0	0	1	0/0	0/0	0	6
Moore	1	0	0	1	0/0	0/0	0	6
Rychlec	1	0	1	0	0/0	0/0	0	6
Felton	0	0	0	0	0-1	0/0	0	6
BILLS	41	20	15	6	34/40	9/23	0	315
OPP	35	10	24	1	30/33	10/20	0	272

\*2-Pt. Conversions: BILLS 1-1, OPPONENTS 1-2

**SACKS:** Yoho 5.5, Sestak 4.5, Youngelman 3.0, Charon 2.0, Matuszak 2.0, Cannavino 1.0, Matsos 1.0, Moore 1.0, Sorey 1.0, Stratton 1.0, Torczon 1.0, Tracey 1.0, Others 5.0.

BILLS: 29.0

OPPONENTS: 32.0

<b>RUSHING</b>	No.	Yds	Avg	Long	TD
Gilchrist	214	1,096	5.1	44	13
Crow	110	589	5.4	52	1
Calton	94	530	5.6	51	2
Rabb	37	77	2.1	14	3
Dorow	15	57	3.8	15	0
Kemp	12	56	4.7	28	1
Dubenion	7	40	5.7	43	0
Jones	4	17	4.3	11	0
Baker	2	9	4.5	7	0
Wheeler	3	7	2.3	7	0
Henley	3	2	0.7	4	0
BILLS	501	2480	5.0	52	20
OPP	373	1687	4.5	0	10

<b>RECEIVING</b>	No.	Yds	Avg	Long	TD
Warlick	35	482	13.8	25	2
Dubenion	33	571	17.3	75t	5
Bass	32	555	17.3	76t	4
Gilchrist	24	319	13.3	76	2
Crow	8	80	10.0	25	1
Carlton	7	54	7.7	25	0
Rychlec	6	66	11.0	18	1
Baker	3	12	4.0	9	0
Tracey	1	28	28.0	28	0
Crockett	1	14	14.0	14	0
BILLS	150	2181	14.5	76t	15
OPP	215	2996	13.9	96t	24

<b>INTERCEPTIONS</b>	No.	Yds	Avg	Long	TD
Charon	7	131	18.7	51	1
Edgerson	6	111	18.5	40	0
Stratton	6	99	16.5	42	0
Matuszak	6	46	7.7	25	0
Abruzzese	3	44	14.7	26	0
West	3	24	8.0	24	0
Taseff	2	21	10.5	17	0
Cannavino	1	19	19.0	19	0
Sestak	1	6	6.0	6	1
Moore	1	3	3.0	3	1
Felton	0	1	—	1	0
BILLS	36	505	14.0	51	3
OPP	26	299	11.5	55	0

<b>PUNTING</b>	No.	Yds	Avg	Net	TB	In	Lg	B
Crow	76	2946	38.8	35.1	4	21	59	1
BILLS	76	2946	38.8	35.1	4	21	59	1
OPP	70	2665	38.1	34.3	5	17	64	3

<b>PUNT RETURNS</b>	Ret	FC	Yds	Avg	Long	TD
West	15	3	124	8.3	45	0
Abruzzese	3	4	17	5.7	10	0
Taseff	4	0	18	4.5	7	0
Sestak	2	0	6	3.0	6	0
Rychlec	1	0	24	24.0	24	0
Cannavino	1	1	3	3.0	3	0
Edgerson	1	1	1	1.0	1	0
Charon	0	0	3	—	3	0
Jones	0	2	0	—	—	0
Team	0	1	0	—	—	0
BILLS	27	12	196	7.3	45	0
OPP	33	—	202	6.1	47	0

<b>KICKOFF RETURNS</b>	No.	Yds	Avg	Long	TD
Dubenion	7	231	33.0	93t	1
Baker	7	220	31.4	100t	1
Gilchrist	7	150	21.4	34	0
Jones	14	287	20.5	27	0
Abruzzese	10	194	19.4	39	0
Henley	5	90	18.0	27	0
Flint	1	4	4.0	4	0
DeLuca	1	0	—	0	0
BILLS	52	176	22.6	100t	2
OPP	56	1177	21.0	95t	1

<b>FIELD GOALS</b>	1-19	20-29	30-39	40-49	50+
Gilchrist	2-4	2-5	2-3	2-8	0-0
Yoho	0-0	0-0	1-3	0-0	0-0
BILLS	2-4	2-5	3-6	2-8	0-0
OPP	2-2	4-7	3-7	1-3	0-1

Gilchrist: (40G, 44N)(33N, 48N)( ) (46N)( ) ( ) ( ) (46N, 33G)(14N, 46N)(18G, 12G)  
(41N, 11N, 21G, 21N)( ) (27N, 37G, 26N)(42G, 27G)  
Yoho: ( ) ( ) ( ) (35N)( ) (33N)( ) ( ) ( ) (36G)  
( )  
OPPONENTS: (29N, 45N, 48N)(29G, 37G, 10G)(35G)  
(32N, 32N)(16G, 37N)(27G)(22N)(20G)(38N)( )  
(49G, 36G, 50N)(25N)( ) (23G)

## USUAL STARTERS

<b>OFFENSE</b>		
IE	88	Glenn Bass
LT	77	Stew Barber
LG	66	Billy Shaw
C	50	Al Bemiller
RG	60	Tom Day
RT	74	Harold Olson
RE	84	Ernie Warlick
FB	34	Cookie Gilchrist
LH	30	Wray Carlton
RH	44	Elbert Dubenion
QB	17	Warren Rabb

<b>DEFENSE</b>		
IE	82	Mack Yoho
LT	76	Sid Youngelman
RT	70	Tom Sestak
RE	75	Nate Borden
LLB	55	Marv Matuszak
MLB	56	Archie Matsos
RLB	58	Mike Stratton
LCB	47	Willie West
RCB	24	Booker Edgerson
LS	23	Carl Taseff
RS	43	Carl Charon

<b>PASSING</b>	Att	Cmp	Yds	Cmp%	Yds/Att	TD	TD%	Int	Int%	Long	Sack/Lost	Rating
Rabb	177	67	1196	37.9	6.8	10	5.6	14	7.9	76t	—	65.4
Kemp	94	51	636	54.3	6.8	3	3.2	4	4.3	49	—	68.4
Dorow	75	30	333	40.0	4.4	2	2.7	7	9.3	34	—	23.9
Crow	4	2	16	50.0	4.0	0	0.0	1	25.0	10	—	20.8
Taseff	1	0	0	0.0	0.0	0	0.0	0	0.0	—	—	39.6
BILLS	351	150	2181	42.7	6.2	15	4.3	26	7.4	76t	23/197	47.0
OPPONENTS	440	215	2996	48.9	6.8	24	5.5	36	8.2	96t	32/254	55.3



# 1963 SEASON STATISTICS

7-6-1 | T-1ST IN AFL EAST | HEAD COACH LOU SABAN

Date	W/L Score	Opponent	Attendance
9/8	L 10-14	at San Diego	22,344
9/15	L 17-35	at Oakland	17,568
9/22	T 27-27	Kansas City	33,487
9/28	L 20-31	Houston	32,340
10/5	W 12-0	Oakland	24,486
10/13	W 35-26	at Kansas City	25,519
10/20	L 14-28	at Houston	23,948
10/26	W 28-21	Boston	27,243
11/3	W 30-28	at Denver	19,424
11/9	W 27-17	Denver	30,989
11/17	L 13-23	San Diego	38,592
12/1	L 7-17	at Boston	16,981
12/8	W 45-14	NY Jets	20,222
12/14	W 19-10	at NY Jets	6,526

## AFL DIVISIONAL PLAYOFF GAME

12/28	L 8-26	Boston	33,044
-------	--------	--------	--------

	BUF	OPP
<b>TOTAL FIRST DOWNS</b>	272	224
Rushing	107	63
Passing	147	147
Penalty	18	14
3rd Down: Made/Att	—	—
3rd Down Pct.	—	—
4th Down: Made/Att	—	—
4th Down: Pct.	—	—

## POSSESSION AVG.

<b>TOTAL NET YARDS</b>	4927	4073
Avg. Per Game	349.6	264.4
Total Plays	912	789
Avg. Per Play	5.4	4.7

<b>NET YARDS RUSHING</b>	1851	1217
Avg. Per Game	131.3	86.9
Total Rushes	455	—

<b>NET YARDS PASSING</b>	3057	2856
Avg. Per Game	218.4	177.4
Sacked/Yards Lost	36/325	38/372
Gross Yards	3382	3228
Att./Completions	457/228	472/218
Completion Pct.	49.7	46.2
Had Intercepted	24	21

<b>PUNTS/AVERAGE</b>	62/40.5	80/40.1
----------------------	---------	---------

<b>NET PUNTING AVG.</b>	36.5	35.4
-------------------------	------	------

<b>PENALTIES/YARDS</b>	63/532	55/507
------------------------	--------	--------

<b>FUMBLES/BALL LOST</b>	25/16	19/12
--------------------------	-------	-------

<b>TOUCHDOWNS</b>	39	37
Rushing	21	12
Passing	16	24
Returns	2	1

<b>SCORE BY PERIOD</b>	Q1	Q2	Q3	Q4	PTS
BILLS	60	88	83	73	304
OPP	58	86	74	73	291

<b>SCORING</b>	TD	Ru	Pa	Rt	K-PAT	FG	S	Pts
Gilchrist	14	12	2	0	0/0	0/0	0	84
Yoho	0	0	0	0	32/36	10/23	1	64

Kemp	8	8	0	0	0/0	0/0	0	48
Dubenion	4	0	4	0	0/0	0/0	0	24
Ferguson	3	0	3	0	0/0	0/0	0	18
Miller	3	0	3	0	0/0	0/0	0	18
Bass	1	0	1	0	0/0	0/0	0	6
Brown	1	1	0	0	0/0	0/0	0	6
Charon	1	0	0	1	0/0	0/0	0	6
Kochman	1	0	1	0	0/0	0/0	0	6
Rutkowski	1	0	1	0	0/0	0/0	0	6
Warlick	1	0	1	0	0/0	0/0	0	6
Stratton	1	0	0	1	0/0	0/0	0	6
Lamonica	0	0	0	0	*1	0/0	0	2
Tracey	0	0	0	0	*1	0/0	0	2
Jacobs	0	0	0	0	0/0	0/0	1	2
BILLS	39	21	16	2	32/36	10/23	2	304
OPP	37	12	24	1	31/31	10/25	2	291

2-Pt. Conversions : BILLS 2-3, OPPONENTS 1-2

**SACKS:** Sestak 7.5, Jacobs 5.0, Yoho 4.5, Youngelman 4.0, Tracey 3.0, Stratton 2.5, Dunaway 2.0, Saimes 1.0, Matuszak 0.5, Others 7.0  
**BILLS : 38.0**  
**OPPONENTS : 33.0**

<b>RUSHING</b>	No.	Yds	Avg	Long	TD
Gilchrist	232	979	4.4	32	12
Kochman	47	232	4.9	48	0
Kemp	50	239	4.3	26	8
Rutkowski	48	144	3.0	45	0
Carlton	29	125	4.3	19	0
Bass	14	59	4.2	9	0
Saimes	12	41	3.4	7	0
Brown	6	18	3.0	8	1
Lamonica	9	8	0.9	7	0
Crow	6	6	1.0	7	0
BILLS	453	1851	4.0	48	21
OPP	—	—	—	—	12

<b>RECEIVING</b>	No.	Yds	Avg	Long	TD
Miller	69	860	12.5	36	3
Dubenion	53	959	17.7	89†	4
Warlick	24	479	20.0	55†	1
Gilchrist	24	211	8.8	42	2
Rutkowski	19	264	13.9	58†	1
Ferguson	9	181	20.1	72†	3
Bass	9	153	17.0	74†	1
Saimes	6	23	3.8	9	0
Crow	5	69	13.8	28	0
Kochman	4	148	29.6	68	1
Brown	3	7	3.5	7	0
Stratton	1	19	19.0	19	0
Carlton	1	9	9.0	9	0
BILLS	227	3382	14.9	89†	16
OPP	228	3228	14.2	—	2

<b>INTERCEPTIONS</b>	No.	Yds	Avg	Long	TD
Tracey	5	22	4.4	15	0
West	5	57	11.4	23	0
Saimes	4	29	7.3	16	0
Stratton	3	31	10.3	26	1
Abbruzzese	3	9	3.0	9	0
Jacobs	1	8	8.0	8	0
Edgerson	1	0	0.0	0	0
BILLS	22	156	7.1	26	1
OPP	24	—	—	—	—

<b>PUNTING</b>	No.	Yds	Avg	Net	TB	In	Lg	B
Lamonica	52	2086	40.1	—	4	16	57	1
Crow	10	424	42.4	—	1	3	57	0
BILLS	62	2510	40.5	36.5	5	19	57	1
OPP	80	3209	40.1	35.4	3	14	68	0

<b>PUNT RETURNS</b>	Ret	FC	Yds	Avg	Long	TD
Abbruzzese	17	8	152	8.9	32	0
West	11	6	86	7.8	24	0
Rutkowski	8	6	67	8.3	29	0
Kochman	1	0	11	11.0	11	0
(Others)	0	2	0	0.0	0	0
BILLS	37	22	316	8.5	32	0
OPP	21	21	144	6.9	27	0

<b>KICKOFF RETURNS</b>	No.	Yds	Avg	Long	TD
Rutkowski	13	396	30.5	65	0
Dubenion	13	333	25.6	39	0
Saimes	7	140	20.0	31	0
Abbruzzese	6	118	19.7	25	0
West	6	56	9.3	32	0
Brown	2	40	20.0	20	0
Tracey	1	21	21.0	21	0
Rivera	1	20	20.0	20	0
Barber	1	9	9.0	9	0
Paterra	1	0	0.0	0	0
Matuszak	1	0	0.0	0	0
BILLS	52	1133	21.8	65	0
OPP	—	—	—	—	—

<b>FIELD GOALS</b>	1-19	20-29	30-39	40-49	50+
Yoho	4-4	3-4	2-8	1-7	0-0
BILLS	4-4	3-4	2-8	1-7	0-0
OPP	2-2	2-3	3-7	3-11	0-2

Yoho : (17G)(32G,38N)(31N,45N)(41G,34G,22N)(27G)(40N)(46N)(40N,42B,47N)(39B,22G)(1)(37N,27G,9G)(37N)(13G,37N)(13G)  
**OPPONENTS :** (1)(34N,44N,44N)(31G)(28G)(47N)(38G,27G,43N,49N,35N)(1)(23B)(53N)(50N,47N,46G)(39G,47N,15G,41G)(41N,43G)(36N)(17G,34N)

## USUAL STARTERS

<b>OFFENSE</b>		
LE	81	Bill Miller
LT	77	Stew Barber
LG	66	Billy Shaw
C	50	Al Bemiller
RG	60/64	Tom Day
RT	51	Dave Behrman
RE	84	Ernie Warlick
FB	34	Cookie Gilchrist
LB	40	Ed Rutkowski
RH	44	Elbert Dubenion
QB	15	Jack Kemp

<b>DEFENSE</b>		
LE	76	Sid Youngelman
LT	78	Jim Dunaway
RT	70	Tom Sestak
RE	82	Mack Yoho
LLB	85	John Tracey
MLB	54/56	Harry Jacobs
RLB	58	Mike Stratton
LCB	47	Willie West
RCB	24	Booker Edgerson
LS	46	Ray Abbruzzese
RS	26	George Saimes

<b>PASSING</b>	Att	Cmp	Yds	Cmp%	Yds/Att	TD	TD%	Int	Int%	Long	Sack/Lost	Rating
Kemp	384	193	2910	50.5	7.59	13	3.4	20	5.2	89†	—	65.4
Lamonica	71	33	437	46.5	6.15	3	4.2	4	5.6	74	—	57.1
Gilchrist	1	1	35	100.0	35.00	0	0.0	0	0.0	35	0/0	118.8
Rutkowski	1	0	0	0.0	0.00	0	0.0	0	0.0	0	0/0	39.6
BILLS	457	227	3382	49.9	7.41	16	3.5	24	5.3	89†	36/325	64.3
OPPONENTS	472	228	3228	48.3	6.84	24	5.1	21	4.4	—	38/372	69.2



# 1964 SEASON STATISTICS

12-2 | 1ST IN AFL EAST | AFL CHAMPIONS | HEAD COACH LOU SABAN

Date	W/L Score	Opponent	Attendance
9/13	W 34-17	Kansas City	30,157
9/20	W 30-13	Denver	28,501
9/26	W 30-3	San Diego	40,167
10/3	W 23-20	Oakland	36,461
10/11	W 48-17	at Houston	26,218
10/18	W 35-22	at Kansas City	20,904
10/24	W 34-24	NY Jets	39,621
11/1	W 24-10	Houston	40,119
11/8	W 20-7	at NY Jets	61,929
11/15	L 28-36	Boston	42,308
11/26	W 27-24	at San Diego	34,865
12/6	L 13-16	at Oakland	18,134
12/13	W 30-19	at Denver	14,431
12/20	W 24-14	at Boston	38,021

AFL CHAMPIONSHIP GAME			
12/26	W 20-7	San Diego	40,242

	BUF	OPP
TOTAL FIRST DOWNS	255	206
Rushing	114	48
Passing	130	145
Penalty	11	13
3rd Down: Made/Att	—	—
3rd Down Pct.	—	—
4th Down: Made/Att	—	—
4th Down Pct.	—	—

POSSESSION AVG.	—	—
-----------------	---	---

TOTAL NET YARDS	5206	3878
Avg per Game	371.9	277.0
Total Plays	924	817
Avg per Play	5.6	4.7
NET YARDS RUSHING	2040	913
Avg per Game	145.7	65.2
Total Rushes	492	300

NET YARDS PASSING	3166	2965
Avg per Game	226.1	211.8
Sacked/Yards Lost	35/256	50/396
Gross Yards	3422	3361
Att./Completions	397/174	517/241
Completion Pct.	43.8	46.6
Had Intercepted	34	28

PUNTS/AVERAGE	65/42.7	87/41.9
---------------	---------	---------

NET PUNTING AVG.	37.6	—
------------------	------	---

PENALTIES/YARDS	62/511	54/577
-----------------	--------	--------

FUMBLES/BALL LOST	32/18	24/9
-------------------	-------	------

TOUCHDOWNS	48	29
Rushing	25	4
Passing	19	24
Returns	4	1

SCORE BY PERIOD	Q1	Q2	Q3	Q4	PTS
BILLS	95	113	63	129	400
OPPONENTS	53	47	93	49	242

SCORING	TD	Ru	Pa	Rt	K-PAT	FG	S	Pts
Gogolak	0	0	0	0	45/46	19/29	0	102
Dubenion	10	10	0	0	0/0	0/0	0	60
Bass	7	0	7	0	0/0	0/0	0	42
Lamonica	6	6	0	0	2	0/0	0	40
Gilchrist	6	6	0	0	0/0	0/0	0	36
Kemp	5	5	0	0	0/0	0/0	0	30
Smith	4	4	0	0	0/0	0/0	0	24
Auer	3	2	0	1	0/0	0/0	0	18
Carlton	1	1	0	0	0/0	0/0	0	6
Ross	1	1	0	0	0/0	0/0	0	6
Groman	1	0	1	0	0/0	0/0	0	6
Rutkowski	1	0	1	0	0/0	0/0	0	6
Byrd	1	0	0	1	0/0	0/0	0	6
Clarke	1	0	0	1	0/0	0/0	0	6
Sestak	1	0	0	1	0/0	0/0	0	6
McDole	0	0	0	0	0/0	0/0	2	4
Stratton	0	0	0	0	0/0	0/0	1	2
BILLS	48	25	19	4	45/46	19/29	3	400
OPP	29	4	24	1	22/23	14/27	242	

\*2 Pt-Conversions: BILLS 2-2, OPPONENTS 2-6

**SACKS:** Sestak 14.5, McDole 5.5, Keating 3.5, Tracey 3.5, Saimes 3.0, Stratton 2.5, Day 2.5, Dunaway 2.0, Jacobs 2.0, Others 11.0  
**BILLS:** 50.0  
**OPPONENTS:** 35.0

RUSHING	No.	Yds	Avg	Long	TD
Gilchrist	230	981	4.3	67	6
Smith	62	306	4.9	37	4
Lamonica	55	289	5.3	28	6
Auer	63	191	3.0	21	2
Kemp	37	124	3.4	14	5
Carlton	39	114	2.9	11	1
Dubenion	1	20	20.0	20	0
Ross	4	14	3.5	12	1
Hudson	1	1	1.0	1	0
BILLS	492	2040	4.1	67	25
OPP	300	913	3.0	—	4

RECEIVING	No.	Yds	Avg	Long	TD
Bass	43	897	20.9	94t	7
Dubenion	42	1139	27.1	72	10
Gilchrist	30	345	11.5	37	0
Warlick	23	478	20.8	45	0
Rutkowski	13	234	18.0	46t	1
Auer	11	166	15.1	43	0
Smith	6	72	12.0	25	0
Groman	4	68	17.0	22t	1
Carlton	2	23	11.5	17	0
BILLS	174	3422	19.7	94t	19
OPP	241	3361	13.9	—	24

INTERCEPTIONS	No.	Yds	Avg	Long	TD
Byrd	7	178	25.4	75t	1
Saimes	6	56	9.3	32	0
Edgerson	4	130	32.5	91	0
Tracey	3	12	4.0	6	0
Sykes	2	36	18.0	36	0
Jacobs	2	13	6.5	13	0
Warner	1	30	30.0	30	0
Sestak	1	15	15.0	15t	1
McDole	1	0	0.0	0	0
Stratton	1	0	0.0	0	0
BILLS	28	470	16.8	91	2
OPP	34	406	11.9	65	0

PUNTING	No	Yds	Avg	Net	TB	In	Lg	B
Maguire	65	2777	42.7	37.6	4	23	64.0	
BILLS	65	2777	42.7	37.6	4	23	64.0	
OPP	87	3649	41.9	—	—	—	—	1

PUNT RETURNS	Ret	FC	Yds	Avg	Long	TD
Clarke	33	3	317	9.6	53t	1
Warner	3	0	55	18.3	—	0
Rutkowski	8	7	45	5.6	10	0
Byrd	2	5	4	2.0	4	0
Abbruzzese	0	2	0	0.0	0	0
(Others)	0	1	0	0.0	0	0
BILLS	46	18	421	9.2	53t	1
OPP	24	—	250	10.4	—	0

KICKOFF RETURNS	No.	Yds	Avg	Long	TD
Rutkowski	21	498	23.7	57	0
Clarke	16	330	20.6	41	0
Warner	5	121	24.2	30	0
Smith	3	68	22.7	28	0
Barber	2	0	0.0	0	0
Maguire	1	0	0.0	0	0
Auer	0	1	0.0	1	0
BILLS	48	1018	21.2	57	0
OPP	—	—	—	—	—

FIELD GOALS	1-19	20-29	30-39	40-49	50+
Gogolak	9-9	3-6	5-8	2-3	0-3
BILLS	9-9	3-6	5-8	2-3	0-3
OPP	4-5	2-2	2-8	5-9	1-3

Gogolak: (13G, 13G)(33G, 21G, 17G)(39N, 28N, 13G)(45B)(18G, 26G, 28N)(50N)(37B, 12G, 31G)(57N, 17G)(47G, 33G)(41G, 33G, 35N)(23N, 33G)(55N, 12G, 24G)(112G)  
OPPONENTS: (10G)(51G, 52N, 49G, 36N)(12G)(25G, 19G)(16B, 47G)(46N, 38N, 31G)(9G, 46N)(49N, 49G, 37N, 50N)(36N)(127G)(30N, 40G)(30G, 32N, 45G)(46N)

## USUAL STARTERS

OFFENSE	
LE	85 Glenn Bass
LT	77 Stew Barber
LG	66 Billy Shaw
C	53 Walt Cudzik
RG	50 Al Bemiller
RT	79 Dick Hudson
RE	84 Ernie Warlick
FB	34 Cookie Gilchrist
LH	30 Wray Carlton
RH	44 Elbert Dubenion
QB	15 Jack Kemp

DEFENSE	
LE	72 Ron McDole
LT	75 Dudley Meredith
RT	70 Tom Sestak
RE	88 Tom Day
LLB	51 John Tracey
MLB	64 Harry Jacobs
RLB	58 Mike Stratton
LCB	24 Booker Edgerson
RCB	42 Butch Byrd
LS	46 Ray Abbruzzese
RS	26 George Saimes

PASSING	Att	Cmp	Yds	Cmp%	Yds/Att	TD	TD%	Int	Int%	Long	Sack/Lost	Rating
Kemp	269	119	2285	44.2	8.49	13	4.8	26	9.7	94t	—	50.9
Lamonica	128	55	1137	43.0	8.88	6	4.7	8	6.3	89	—	64.5
BILLS	397	174	3422	43.8	8.62	19	4.8	34	8.6	94t	35/256	54.8
OPPONENTS	517	241	3361	46.6	6.50	24	4.6	28	5.4	—	50/396	60.9



# 1965 SEASON STATISTICS

10-3-1 | 1ST IN AFL EAST | AFL CHAMPIONS | HEAD COACH LOU SABAN

Date	W/L Score	Opponent	Attendance
9/11	W 24-7	Boston	45,502
9/19	W 30-15	at Denver	30,682
9/26	W 33-21	NY Jets	45,056
10/3	W 17-12	Oakland	41,256
10/10	L 3-34	San Diego	45,260
10/17	W 23-7	at Kansas City	26,941
10/24	W 31-13	Denver	45,046
10/31	L 17-19	Houston	44,267
11/7	W 23-7	at Boston	24,415
11/14	W 17-14	at Oakland	19,352
11/25	T 20-20	at San Diego	27,473
12/5	W 29-18	at Houston	23,087
12/12	W 34-25	Kansas City	40,298
12/19	L 12-14	at NY Jets	57,396

## AFL CHAMPIONSHIP GAME

12/26 W 23-0 at San Diego 30,361

	BUF	OPP
TOTAL FIRST DOWNS	206	226
Rushing	69	65
Passing	119	141
Penalty	18	20
3rd Down: Made/Att	—	—
3rd Down Pct.	—	—
4th Down: Made/Att	—	—
4th Down Pct.	—	—

POSSESSION AVG. — —

TOTAL NET YARDS	3749	4284
Avg per Game	267.8	306.0
Total Plays	882	890
Avg per Play	4.3	4.8

NET YARDS RUSHING	1288	1114
Avg per Game	92.0	79.6
Total Rushes	392	360

NET YARDS PASSING	2461	3170
Avg per Game	175.8	226.4
Sacked/Yards Lost	29/283	28/246
Gross Yards	2744	3416
Att./Completions	461/208	502/227
Completion Pct.	45.1	45.2
Had Intercepted	24	32

PUNTS/AVERAGE 80/43.0 76/40.2

NET PUNTING AVG. 38.7 —

PENALTIES/YARDS 78/685 69/832

FUMBLES/BALL LOST 28/14 33/25

TOUCHDOWNS	33	25
Rushing	16	5
Passing	13	19
Returns	4	1

SCORE BY PERIOD	Q1	Q2	Q3	Q4	OT	PTS
BILLS	76	81	60	96	0	313
OPPONENTS	42	73	39	72	0	226

SCORING	TD	Ru	PaRt	K-PAT	FG	S	Pts
Gogolak	0	0	0	31/31	28/46	0	115
Carlton	7	6	1	0/0	0/0	0	42

Joe	6	4	2	0	0/0	0/0	0	36
Kemp	4	4	0	0	0/0	0/0	0	24
Warner	4	0	1	3	0/0	0/0	0	24
Roberson	3	0	3	0	0/0	0/0	0	18
Ferguson	2	0	2	0	0/0	0/0	0	12
Bass	1	0	1	0	0/0	0/0	0	6
Dubenion	1	0	1	0	0/0	0/0	0	6
Lamonica	1	0	1	0	0/0	0/0	0	6
Rutkowski	1	0	1	0	0/0	0/0	0	6
Saimes	1	0	0	1	0/0	0/0	0	6
Smith	1	1	0	0	0/0	0/0	0	6
Warlick	1	0	1	0	0/0	0/0	0	6
BILLS	33	16	13	4	31/31	28/46	313	
OPP	26	6	19	1	19/20	15/30	226	

2-Pt Conversions: BILLS 0-0, OPPONENTS 3-4

SACKS: Sestak 8.0, Day 4.5, Stratton 3.5, Tracey 2.5, Dunaway 1.5, Jacobs 1.0, McDole 1.0, Meredith 1.0, Others 5.0  
BILLS: 28.0  
OPPONENTS: 29.0

RUSHING	No.	Yds	Avg	Long	TD
Carlton	156	592	3.8	80t	6
Joe	123	377	3.1	30	4
Smith	43	137	3.2	13	1
Stone	19	61	3.2	14	0
Kemp	36	49	1.4	12	4
Lamonica	10	30	3.0	10	1
Maguire	1	21	21.0	21	0
Auer	3	19	6.3	14	0
Warner	1	2	2.0	2	0
BILLS	392	1288	3.3	80t	16
OPP	360	1114	3.1	—	5

RECEIVING	No.	Yds	Avg	Long	TD
Roberson	31	483	15.6	74t	3
Joe	27	271	10.0	78t	2
Carlton	24	196	8.2	23	1
Costa	21	401	19.1	46	0
Ferguson	21	262	12.5	30t	2
Bass	18	299	16.6	38	1
Dubenion	18	281	15.6	46	1
Rutkowski	18	247	13.7	47t	1
Smith	12	116	9.7	21	0
Warlick	8	112	14.0	27	1
Stone	6	29	4.8	9	0
Mills	1	43	43.0	43	0
Warner	1	11	11.0	11t	1
Tracey	1	2	2.0	2	0
Kemp	1	-9	-9.0	-9	0
BILLS	208	2744	13.2	78t	13
OPP	227	3416	15.0	—	19

INTERCEPTIONS	No.	Yds	Avg	Long	TD
Clarke	7	60	8.6	40	0
Byrd	5	119	23.8	62	0
Warner	5	84	16.8	23	1
Edgersson	5	55	11.0	19	0
Saimes	4	24	6.0	20	0
Stratton	2	19	9.5	19	0
McDole	1	24	24.0	24	0
Tracey	1	8	8.0	8	0
Day	1	0	0.0	0	0
Jacobs	1	0	0.0	0	0
BILLS	32	393	12.3	62	1
OPP	24	467	19.5	—	1

PUNTING	No.	Yds	Avg	Net	TB	In	Lg	B
Maguire	80	3437	43.0	38.7	6	21	68.0	
BILLS	80	3437	43.0	38.7	6	21	68.0	
OPP	76	3053	40.2	—	—	—	—	

PUNT RETURNS	Ret	FC	Yds	Avg	Long	TD
Byrd	21	—	201	9.6	30	0
Rutkowski	11	—	127	11.5	33	0
Warner	1	—	16	16.0	16	0
Clarke	1	—	13	13.0	13	0
Hudlow	1	—	12	12.0	12	0
Saimes	0	—	1	1.0	1	0
BILLS	35	16	370	10.6	33	0
OPP	36	—	222	7.4	—	0

KICKOFF RETURNS	No.	Yds	Avg	Long	TD
Warner	32	825	26.5	102t	2
Rutkowski	5	97	19.4	23	0
Roberson	4	59	14.8	22	0
Hudlow	2	36	18.0	18	0
Maguire	1	5	5.0	5	0
Dunaway	1	0	0.0	0	0
BILLS	45	1022	22.7	102t	2
OPP	60	1449	24.2	—	0

FIELD GOALS 1-19 20-29 30-39 40-49 50+

Gogolak	10-10	8-9	9-15	1-8	0-4
BILLS	10-10	8-9	9-15	1-8	0-4
OPP	6-9	4-7	4-9	1-4	0-1

Gogolak:(34N,36G,30B)(28G,46N,18G,29B,18G)  
(53N,33G,22G,27G,9G)(20G)(38G)  
(48N,14G,13G,34G)(22G,38N)  
(45N,31N,39G,55N)(28G,16G,32G)  
(43N,36N,44B,37G)(12G,35N,22G)  
(12G,12G,50N,50N,47G,34G,19G)(30G,22G)  
(40B,42B)  
OPPONENTS:(47N)(42N)(24G,23G)(36B,33G,2  
5N)(22B,15G,19G)(38B,15B)(13B,33G,20G)  
(16N,31G,30G,13G,8G)(29N)(35N,49N)(37N,  
9G,14G)(31B,41G,52N)

## USUAL STARTERS

### OFFENSE

FL	46	Bo Roberson
LE	80	Charley Ferguson
LT	77	Stew Barber
LG	66	Billy Shaw
C	60	Dave Behrman
RG	50	Al Bemiller
RT	79	Dick Hudson
RE	82	Paul Costa (8)
	84	Ernie Warlick (6)
FB	33	Billy Joe
HB	30	Wray Carlton
QB	15	Jack Kemp

### DEFENSE

LE	72	Ron McDole
LT	78	Jim Dunaway
RT	70	Tom Sestak
RE	88	Tom Day
LLB	51	John Tracey
MLB	64	Harry Jacobs
RLB	58	Mike Stratton
LCB	24	Booker Edgersson
RCB	42	Butch Byrd
LS	45	Hagood Clarke
RS	26	George Saimes

PASSING	Att	Cmp	Yds	Cmp%	Yds/Att	TD	TD%	Int	Int%	Long	Sack/Lost	Rating
Kemp	391	179	2368	45.8	6.06	10	2.6	18	4.6	78t	—	54.8
Lamonica	70	29	376	41.4	5.37	3	4.3	6	8.6	74t	—	37.6
BILLS	461	208	2744	45.1	5.95	13	2.8	24	5.2	78t	29/283	52.2
OPPONENTS	502	227	3416	45.2	6.80	19	6.4	32	6.4	—	28/246	54.2



# 1966 SEASON STATISTICS

9-4-1 | 1ST IN AFL EAST | HEAD COACH JOE COLLIER

Date	W/L	Score	Opponent	Attendance
9/4	L	7-27	at San Diego	27,572
9/11	L	20-42	Kansas City	42,023
9/18	W	58-24	Miami	37,546
9/25	W	27-20	Houston	42,256
10/2	W	29-14	at Kansas City	43,885
10/8	L	10-20	Boston	45,542
10/16	T	17-17	San Diego	45,169
10/30	W	33-23	at NY Jets	61,552
11/6	W	29-0	at Miami	37,177
11/13	W	14-3	NY Jets	45,738
11/20	W	42-20	at Houston	27,312
11/24	W	31-10	at Oakland	36,781
12/4	L	3-14	at Boston	39,350
12/18	W	38-21	Denver	40,583

## AFL CHAMPIONSHIP GAME

1/1	L	7-31	Kansas City	42,080
-----	---	------	-------------	--------

	BUF	OPP
TOTAL FIRST DOWNS	255	192
Rushing	110	49
Passing	126	131
Penalty	19	12
3rd Down: Made/Att	—	—
3rd Down Pct.	—	—
4th Down: Made/Att	—	—
4th Down Pct.	—	—

POSSESSION AVG.	—	—
-----------------	---	---

TOTAL NET YARDS	4748	4109
Avg per Game	339.1	293.5
Total Plays	944	842
Avg per Play	5.0	4.9

NET YARDS RUSHING	1892	1051
Avg per Game	86.5	99.5
Total Rushes	455	344

NET YARDS PASSING	2856	3058
Avg per Game	204.0	218.4
Sacked/Yards Lost	16/144	32/249
Gross Yards	3000	3307
Att./Completions	473/199	466/205
Completion Pct.	42.1	44.0
Had Intercepted	21	29

PUNTS/AVERAGE	69/41.2	84/39.6
---------------	---------	---------

NET PUNTING AVG.	34.5	—
------------------	------	---

PENALTIES/YARDS	62/637	55/546
-----------------	--------	--------

FUMBLES/BALL LOST	27/15	19/9
-------------------	-------	------

TOUCHDOWNS	43	31
Rushing	19	6
Passing	15	22
Returns	9	3

SCORE BY PERIOD	Q1	Q2	Q3	Q4	OT	PTS
BILLS	47	127	74	110	0	358
OPPONENTS	75	53	34	93	0	255

SCORING	TD	Ru	Pa	Rt	K-PAT	FG	S	Pts
Lusteg	0	0	0	0	41/42	19/37	0	98
Burnett	8	4	4	0	0/0	0/0	0	48

Carlton	6	6	0	0	0/0	0/0	0	36
Kemp	5	5	0	0	0/0	0/0	0	32
Spikes	4	3	1	0	0/0	0/0	0	24
Costa	3	0	3	0	0/0	0/0	0	18
Crockett	3	0	3	0	0/0	0/0	0	18
Dubention	2	0	2	0	0/0	0/0	0	12
Rutkowski	2	0	1	1	0/0	0/0	0	12
Byrd	2	0	0	2	0/0	0/0	0	12
Janik	2	0	0	2	0/0	0/0	0	12
Lamonica	1	1	0	0	0/0	0/0	0	6
Ferguson	1	0	1	0	0/0	0/0	0	6
Clarke	1	0	0	1	0/0	0/0	0	6
Dunaway	1	0	0	1	0/0	0/0	0	6
Stratton	1	0	0	1	0/0	0/0	0	6
Warner	1	0	0	1	0/0	0/0	0	6
BILLS	43	19	15	9	41/42	19/37	1	358
OPP	31	6	22	3	28/28	13/23	255	

2-Pt. Conversions: BILLS 0-1, OPPONENTS 1-3

**SACKS:** McDole 6.5, Sestak 5.0, Dunaway 3.5, Tracey 3.0, Day 2.0, Schottenheimer 2.0, Stratton 2.0, Costa 1.0, Jacobs 1.0, Janik 1.0, Others 5.0  
**BILLS:** 32.0  
**OPPONENTS:** 16.0

RUSHING	No.	Yds	Avg	Long	TD
Burnett	187	766	4.1	32	4
Carlton	156	696	4.5	23	6
Smith	31	148	4.8	20	0
Kemp	40	130	3.3	26	5
Spikes	28	119	4.3	36	3
Dubention	3	16	5.3	17	0
Lamonica	9	6	0.7	14	1
Costa	0	1	—	0	0
Rutkowski	1	10	10.0	10	0
BILLS	455	1892	4.1	36	19
OPP	344	1051	3.1	—	6

RECEIVING	No.	Yds	Avg	Long	TD
Dubention	50	747	14.9	44	2
Burnett	34	419	12.3	48	4
Crockett	31	533	17.2	53t	3
Costa	27	400	14.8	50	3
Carlton	21	280	13.3	55	0
Ferguson	16	293	18.3	32	1
Bass	10	130	13.0	19	0
Rutkowski	6	150	25.0	55	1
Spikes	2	45	22.5	27	1
O'Donnell	1	2	2.0	2	0
Smith	1	1	1.0	1	0
BILLS	199	3000	15.1	55	15
OPP	205	3307	16.1	—	22

INTERCEPTIONS	No.	Yds	Avg	Long	TD
Janik	8	136	17.0	37t	2
Byrd	6	110	18.3	60t	1
Clarke	5	118	23.6	66t	1
Stratton	3	37	12.3	23	0
Jacobs	2	15	7.5	15	0
Saimes	1	32	32.0	32	0
Schottenheimer	1	20	20.0	20	0
McDole	1	4	4.0	4	0
King	1	0	0.0	0	0
Tracey	1	0	0.0	0	0
BILLS	29	472	16.3	66t	4
OPP	21	303	14.4	65	1

PUNTING	No	Yds	Avg	Net	TB	In	Lg	B
Maguire	69	2841	41.2	34.5	8	14	61	0
BILLS	69	2841	41.2	34.5	8	14	61	0
OPP	84	3324	39.6	—	—	—	—	1

PUNT RETURNS	Ret	FC	Yds	Avg	Long	TD
Byrd	23	5	186	8.1	72t	1
Rutkowski	18	4	209	11.6	73t	1
Clarke	2	0	12	6.0	7	0
Stratton	0	0	4	2.0	4	0
BILLS	43	9	411	9.6	73t	2
OPP	20	21	301	15.1	—	2

KICKOFF RETURNS	No.	Yds	Avg	Long	TD
Warner	33	846	25.6	95t	1
Rutkowski	6	121	20.2	32	0
Mills	4	76	19.0	26	0
Ferguson	2	0	0.0	0	0
DeSutter	2	0	0.0	0	0
Prudhomme	1	16	16.0	16	0
Schmidt	1	2	2.0	2	0
Costa	1	0	0.0	0	0
Maguire	1	0	0.0	0	0
O'Donnell	0	3	—	3	0
BILLS	51	1064	20.9	95t	1
OPP	65	1329	20.4	—	0

FIELD GOALS	1-19	20-29	30-39	40-49	50+
Lusteg	8-10	3-5	4-8	4-10	0-4
BILLS	8-10	3-5	4-8	4-10	0-4
OPP	3-3	2-3	5-6	3-9	0-2

Lusteg:[44B,42N](22G,9G)(13G)(50N,47G,32G)(27G,16G,20G)(33N,36N,37G,27N)(42N,34N,41G,23N)(36G,10G,38G,17G)(44N,41N,51N,50N,44G,44G)( ) (50N,47B)(19N,19G)(11G)(39N,16G,15N)  
OPPONENTS: (30G,10G)( ) (24G)(47G,35G,55N)( ) (10G,47N,31G,50N)(31G,42N)(28G,49N)(27N)(49N,43G,35B)(49G,35G)(8G)(42N,41B)( )

## USUAL STARTERS

OFFENSE		
FL	44	Elbert Dubention
LE	83	Bobby Crockett
LT	77	Stew Barber
LG	66	Billy Shaw
C	50	Al Bemiller
RG	67	Joe O'Donnell
RT	79	Dick Hudson
RE	82	Paul Costa
FB	30	Wray Carlton
HB	21	Bobby Burnett
QB	15	Jack Kemp

DEFENSE		
LE	72	Ron McDole
LT	78	Jim Dunaway
RT	70	Tom Sestak
RE	88	Tom Day
LLB	51	John Tracey
MLB	64	Harry Jacobs
RLB	58	Mike Stratton
LCB	27	Tom Janik
RCB	42	Butch Byrd
LS	45	Hagood Clarke
RS	26	George Saimes

PASSING	Att	Cmp	Yds	Cmp%	Yds/Att	TD	TD%	Int	Int%	Long	Sack/Lost	Rating
Kemp	389	166	2451	42.7	6.30	11	2.8	16	4.1	55	—	56.2
Lamonica	84	33	549	39.3	6.54	4	4.8	5	5.9	55	—	53.1
BILLS	473	199	3000	42.1	6.34	15	3.2	21	4.4	55	16/144	55.6
OPPONENTS	466	205	3307	44.0	7.10	22	4.7	29	6.2	—	32/249	58.1



# 1967 SEASON STATISTICS

4-10 | T-3RD IN AFL EAST | HEAD COACH JOE COLLIER

Date	W/L Score	Opponent	Attendance
9/10	W 20-17	NY Jets	45,748
9/17	L 3-20	Houston	41,384
9/24	L 0-23	Boston	45,748
10/1	L 17-37	San Diego	39,310
10/8	W 17-16	at Denver	35,188
10/15	L 20-24	Oakland	45,758
10/29	L 3-10	at Houston	30,060
11/5	W 35-13	Miami	31,622
11/12	L 10-20	at NY Jets	62,671
11/19	L 20-21	Denver	30,891
11/26	L 14-17	at Miami	27,050
12/3	L 13-23	at Kansas City	41,943
12/9	W 44-16	at Boston	20,627
12/24	L 21-28	at Oakland	30,738

TOTAL FIRST DOWNS	203	201
Rushing	65	73
Passing	119	106
Penalty	19	22
3rd Down: Made/Att	—	—
3rd Down Pct.	—	—
4th Down: Made/Att	—	—
4th Down Pct.	—	—

POSSESSION AVG.	—	—
-----------------	---	---

TOTAL NET YARDS	3588	3447
Avg per Game	256.3	246.2
Total Plays	850	857
Avg per Play	4.2	4.0

NET YARDS RUSHING	1271	1622
Avg per Game	90.8	115.9
Total Rushes	371	437

NET YARDS PASSING	2317	1825
Avg per Game	165.5	130.4
Sacked/Yards Lost	45/446	43/366
Gross Yards	2763	2191
Att./Completions	434/183	377/162
Completion Pct.	42.2	43.0
Had Intercepted	34	27
Had Intercepted	29	33

PUNTS/AVERAGE	77/43.1	74/41.0
---------------	---------	---------

NET PUNTING AVG.	37.9	—
------------------	------	---

PENALTIES/YARDS	74/828	51/507
-----------------	--------	--------

FUMBLES/BALL LOST	32/13	26/9
-------------------	-------	------

TOUCHDOWNS	27	33
Rushing	9	11
Passing	14	17
Returns	4	5

SCORE BY PERIOD	Q1	Q2	Q3	Q4	PTS
BILLS	61	61	47	68	237
OPPONENTS	50	105	49	81	285

SCORING	TD	Ru	Pa	Rt	K-PAT	FG	S	Pts
Mercer	0	0	0	0	25/26	16/28	0	73
Lincoln	9	4	5	0	0/0	0/0	0	54
Powell	4	0	4	0	0/0	0/0	0	24
Carlton	3	3	0	0	0/0	0/0	0	18
Kemp	2	2	0	0	*1	0/0	0	14
Costa	2	0	2	0	0/0	0/0	0	12
Janik	2	0	2	0	0/0	0/0	0	12
Masters	2	0	2	0	0/0	0/0	0	12
Ledbetter	1	0	1	0	0/0	0/0	0	6
Sestak	1	0	0	1	0/0	0/0	0	6
Schottenheimer	1	0	0	1	0/0	0/0	0	6
BILLS	27	9	14	4	25/26	16/28	237	
OPP	33	11	17	5	32/33	17/38	285	

\*2-Pt. Conversions: BILLS 1-1, OPPONENTS 0-0

**SACKS:** Dunaway 6.5, Sestak 6.5, Stratton 5.0, Tracey 4.5, Kindig 2.5, Prudhomme 2.5, Guidry 2.0, Frazier 1.0, McDole 1.0, Petrich 1.0, Meredith 0.5, Others 10.0  
BILLS: 43.0  
OPPONENTS: 45.0

RUSHING	No.	Yds	Avg	Long	TD
Lincoln	159	601	3.8	28	4
Carlton	107	467	4.4	21	3
Burnett	45	96	2.1	18	0
Bivins	15	58	3.9	43	0
Kemp	36	58	1.6	14	2
Spikes	4	9	2.3	6	0
Donaldson	3	-1	-0.3	2	0
Dubenion	2	-17	-8.5	-1	0
BILLS	371	1271	3.4	43	9
OPP	437	1622	3.7	53	11

RECEIVING	No.	Yds	Avg	Long	TD
Lincoln	41	558	13.6	60†	5
Costa	39	726	18.6	63†	2
Dubenion	25	384	15.4	42	0
Powell	20	346	17.3	37†	4
Masters	20	274	13.7	28	2
Burnett	11	114	10.4	38	0
Ledbetter	9	161	17.9	60	1
Carlton	9	97	10.8	24	0
Rutkowski	6	59	9.8	17	0
Donaldson	1	20	20.0	20	0
Tracey	1	15	15.0	15	0
Spikes	1	9	9.0	9	0
BILLS	183	2763	15.1	63†	14
OPP	162	2191	13.5	56	17

INTERCEPTIONS	No.	Yds	Avg	Long	TD
Janik	10	222	22.2	46	2
Byrd	5	25	5.0	12	0
Schottenheimer	3	88	29.3	45†	1
Edgerson	2	25	12.5	25	0
Saimes	2	14	7.0	14	0
Dunaway	1	8	8.0	8	0
Meredith	1	8	8.0	8	0
McDole	1	5	5.0	5	0
Stratton	1	3	3.0	3	0
Tracey	1	3	3.0	3	0
BILLS	27	401	14.9	46	3
OPP	34	554	16.3	—	2

PUNTING	No.	Yds	Avg	Net	TB	In	Lg	B
Maguire	77	3320	43.1	37.9	5	16	64	0
BILLS	77	3320	43.1	37.9	5	16	64	0
OPP	74	3032	41.0	—	—	—	—	—

PUNT RETURNS	Ret	FC	Yds	Avg	Long	TD
Byrd	30	5	142	4.7	19	0
Rutkowski	15	4	43	2.9	12	0
King	1	0	12	12.0	12	0
Edgerson	1	0	2	2.0	2	0
BILLS	47	9	199	4.2	19	0
OPP	33	—	301	9.1	—	0

KICKOFF RETURNS	No.	Yds	Avg	Long	TD
Bivins	16	380	23.8	55	0
Smith	16	346	21.6	64	0
King	12	316	26.3	38	0
Rutkowski	3	71	23.7	38	0
Meredith	3	0	0.0	0	0
Guidry	1	0	0.0	0	0
BILLS	51	1113	21.8	64	0
OPP	56	1292	23.1	—	0

FIELD GOALS	1-19	20-29	30-39	40-49	50+
Mercer	3-3	3-6	4-5	5-13	1-1
BILLS	3-3	3-6	4-5	5-13	1-1
OPP	3-6	6-10	5-7	3-12	0-3

Mercer: (46B, 51G, 43G)(47G, 40N)(49N, 20N, 40N)(26G)(32G)( ) (47G, 22N)( ) (48B, 17G, 36N)(42N, 48N, 43G, 21G, 44N, 24N)( ) (35G, 40G)(12G, 11G, 23G)(30G, 39G)  
OPPONENTS: (17N, 32G, 40N, 35N)(22G, 42G)(33G, 23G, 49N, 20B, 44N, 44N, 45G)(13B, 32G, 30G, 25G)(48N, 47N, 14B, 42N, 45N)(54N, 31G, 53N)(25G)(51N)(48G, 14G, 29B, 26N)( ) (24B, 17G)(17G, 25G, 20G)(40N)(38N)

## USUAL STARTERS

### OFFENSE

FL	44	Elbert Dubenion
LE	84	Art Powell
LT	77	Stew Barber
LG	66	Billy Shaw
C	50	Al Bemiller
RG	67	Joe O'Donnell
RT	79	Dick Hudson
RE	82	Paul Costa
FB	30	Wray Carlton
HB	20	Keith Lincoln
QB	15	Jack Kemp

### DEFENSE

LE	72	Ron McDole
LT	78	Jim Dunaway
RT	70	Tom Sestak
RE	65	Remi Prudhomme
LLB	51	John Tracey
MLB	64	Harry Jacobs
RLB	58	Mike Stratton
LCB	24	Booker Edgerson
RCB	42	Butch Byrd
LS	27	Tom Janik
RS	26	George Saimes

PASSING	Att	Cmp	Yds	Cmp%	Yds/Att	TD	TD%	Int	Int%	Long	Sack/Lost	Rating
Kemp	369	161	2503	43.6	6.78	14	3.8	26	7.0	63†	—	50.0
Flores	64	22	260	34.4	4.06	0	0.0	8	12.5	59	—	8.1
Rutkowski	1	0	0	0.0	0.00	0	0.0	0	0.0	0	—	39.6
BILLS	434	183	2763	42.2	4.84	14	3.2	34	7.8	63†	45/446	41.9
OPPONENTS	377	162	2191	43.0	4.34	17	4.5	27	7.2	56	43/366	47.3



# 1968 SEASON STATISTICS

1-12-1 | 5TH IN AFL EAST | HEAD COACH JOHN RAUCH

Date	W/L Score	Opponent	Attendance
9/8	L 7-16	Boston	38,865
9/15	L 6-48	Oakland	43,055
9/22	L 23-34	at Cincinnati	24,046
9/29	W 37-35	NY Jets	38,044
10/5	L 7-18	Kansas City	40,748
10/12	T 14-14	at Miami	28,559
10/20	L 6-23	at Boston	21,082
10/27	L 7-30	Houston	34,339
11/3	L 21-25	at NY Jets	61,452
11/10	L 17-21	Miami	28,751
11/17	L 6-21	San Diego	27,993
11/24	L 32-34	at Denver	35,142
11/28	L 10-13	at Oakland	39,883
12/7	L 6-35	at Houston	34,110

BUF OPP

<b>TOTAL FIRST DOWNS</b>	159	210
Rushing	71	85
Passing	72	103
Penalty	16	22
3rd Down: Made/Att	—	—
3rd Down Pct.	—	—
4th Down: Made/Att	—	—
4th Down: Pct.	—	—

**POSSESSION AVG.** — —

<b>TOTAL NET YARDS</b>	3870	4225
Avg per Game	205.0	301.8
Total Plays	844	876
Avg per Play	3.4	4.8

<b>NET YARDS RUSHING</b>	1527	2021
Avg per Game	109.1	144.4
Total Rushes	400	505

<b>NET YARDS PASSING</b>	2689	2461
Avg per Game	95.9	157.4
Sacked/Yards Lost	39/391	31/273
Gross Yards	1741	2477
Att./Completions	405/168	340/143
Completion Pct.	41.5	42.1
Had Intercepted	28	22

**PUNTS/AVERAGE** 100/41.8 75/39.7

**NET PUNTING AVG.** 35.1 —

**PENALTIES/YARDS** 67/687 66/540

**FUMBLES/BALL LOST** 23/14 24/13

<b>TOUCHDOWNS</b>	22	41
Rushing	9	15
Passing	7	19
Returns	6	7

SCORE BY PERIOD	Q1	Q2	Q3	Q4	OT	PTS
BILLS	46	57	26	70	0	199
OPPONENTS	64	104	87	112	0	367

SCORING	TD	Ru	Pa	Rt	K-PAT	FG	S	Pts
Alford	0	0	0	0	15/15	14/24	0	57
McDermott	4	3	1	0	0/0	*1	0	26
Cappadonna	3	1	2	0	0/0	*1	0	20
Anderson	3	2	0	1	0/0	0/0	0	18

Costa	2	1	1	0	0/0	0/0	0	12
Edgerson	2	0	0	2	0/0	0/0	0	12
Moses	2	0	2	0	0/0	0/0	0	12
Byrd	1	0	0	1	0/0	0/0	0	6
Clarke	1	0	0	1	0/0	0/0	0	6
Gregory	1	1	0	0	0/0	0/0	0	6
Janik	1	0	0	1	0/0	0/0	0	6
Ledbetter	1	0	1	0	0/0	0/0	0	6
Rutkowski	1	1	0	0	0/0	0/0	0	6
Mercer	0	0	0	0	4/4	0/4	0	4
Guidry	0	0	0	0	0/0	0/0	1	2
BILLS	22	9	7	6	19/19	14/28	1	199
OPP	41	15	19	7	39/40	28/46	3	377

\*2-Pt. Conversions: BILLS 2-3, OPPONENTS 0-0

**SACKS:** McDole 5.5, Sestak 5.0, Stratton 4.5, Guidry 3.5, Dunaway 3.0, Jacobs 2.0, Saimes 2.0, Tatarak 2.0, Day 1.5, Janik 1.0, Schottenheimer 1.0  
**BILLS: 31.0**  
**OPPONENTS: 39.0**

RUSHING	No.	Yds	Avg	Long	TD
Anderson	147	525	3.6	45	2
Gregory	52	283	5.4	67	1
Cappadonna	73	272	3.7	33t	1
McDermott	47	102	2.2	17	3
Rutkowski	20	96	4.8	33	1
Lincoln	26	84	3.2	24	0
Masters	6	70	11.7	35	0
Brown	3	39	13.0	27	0
Stephenson	4	30	7.5	12	0
Costa	2	11	5.5	6t	1
Darragh	13	11	0.8	8	0
McGuire	1	6	6.0	6	0
Patrick	1	2	2.0	2	0
Moses	5	-4	-0.8	19	0
BILLS	400	1527	3.8	67	9
OPP	505	2021	4.0	—	15

RECEIVING	No.	Yds	Avg	Long	TD
Moses	42	633	15.1	55t	2
Trapp	24	235	9.8	27	0
Anderson	22	140	6.4	23	0
McDermott	20	115	5.8	37	1
Cappadonna	18	92	5.1	21t	2
Costa	15	172	11.5	27	1
Masters	8	101	12.6	21	0
Crockett	6	76	12.7	23	0
Gregory	5	21	4.2	8	0
Ledbetter	4	94	23.5	43	1
Rutkowski	1	27	27.0	27	0
Patrick	1	5	5.0	5	0
Lincoln	1	3	3.0	3	0
Bemiller	1	0	0.0	0	0
BILLS	168	1714	10.2	55t	7
OPP	143	2477	17.3	—	19

INTERCEPTIONS	No.	Yds	Avg	Long	TD
Byrd	6	76	12.7	53t	1
Janik	3	137	45.7	100t	1
Edgerson	4	100	25.0	45t	2
McDole	2	47	23.5	42	0
Saimes	2	36	18.0	19	0
Pitts	2	21	10.5	17	0
Schottenheimer	1	22	27.0	21	0
Guidry	1	21	21.0	21	0
Stratton	1	15	15.0	15	0
BILLS	22	475	21.6	100t	4
OPP	28	472	16.9	65	6

PUNTING	No	Yds	Avg	Net	TB	In	Lg	B
Maguire	100	4175	41.8	35.1	7	24	61	1
BILLS	100	3471	41.8	35.1	7	24	61	1
OPP	75	2978	39.7	—	—	—	—	—

PUNT RETURNS	Ret	FC	Yds	Avg	Long	TD
Clarke	29	2	241	8.3	82t	1
Rutkowski	8	3	23	2.9	10	0
Trapp	5	0	26	5.2	11	0
Byrd	2	1	11	5.5	11	0
BILLS	44	6	301	6.8	82t	1
OPP	45	—	521	11.6	—	1

KICKOFF RETURNS	No.	Yds	Avg	Long	TD
Anderson	39	971	24.9	100t	1
Brown	12	274	22.8	32	0
Mitchell	5	98	19.6	24	0
Rutkowski	5	87	17.4	26	0
Costa	5	68	13.6	33	0
Ledbetter	0	18	18.0	18	0
McDermott	1	16	16.0	16	0
Maguire	1	5	5.0	5	0
Barber	1	0	0.0	0	0
BILLS	69	1537	22.3	100t	1
OPP	49	1062	21.7	—	0

FIELD GOALS	1-19	20-29	30-39	40-49	50+
Alford	4-4	5-5	2-5	1-8	1-2
Mercer	0-0	0-0	0-1	0-3	0-0
BILLS	4-4	5-5	2-6	1-11	1-2
OPP	11-11	7-8	9-12	1-10	0-5

Mercer: (42N,47B)( ) (43N,38B)  
Alford: (35G,41G,37G)( ) (53G,20G,36N)(16G,11G)(45N)(32N)(22G)(25G,16G)(45N,45B,42N,18G)(41N,26G,52N,42N)(40N,28G,36G)  
OPPONENTS: (10G,28G,30G)(44N,22G,9G)(11G,30B,39G,32N)(37N)(52B,51N,18G,12G,16G,15G)(41B)(39G,51N,20G,49N,16G)(39G,44B,22G,42N,19G)(26N,47B,32G,9G,32G,27G,35G,27G)(42N)( ) (42N,25N,42G,12G)(50N,39G,50N,47N,33G)

## USUAL STARTERS

### OFFENSE

LE	25	Haven Moses
LT	28	Richard Trapp
LT	77	Stew Barber
LG	66	Billy Shaw
C	50	Al Bemiller
RG	61	Bob Kalsu
RT	62	Dick Cunningham
RE	82	Paul Costa
FB	36	Bob Cappadonna
HB	22	Max Anderson
QB	10	Dan Darragh

### DEFENSE

LE	72	Ron McDole
LT	78	Jim Dunaway
RT	70	Tom Sestak
RE	89	Tom Day
LLB	59	Paul Guidry
MLB	64	Harry Jacobs
RLB	58	Mike Stratton
LCB	24	Booker Edgerson
RCB	42	Butch Byrd
LS	26	George Saimes
RS	27	Tom Janik

PASSING	Att	Cmp	Yds	Cmp%	Yds/Att	TD	TD%	Int	Int%	Long	Sack/Lost	Rating
Darragh	215	92	917	42.8	4.27	3	1.4	14	6.5	41	—	33.0
Rutkowski	100	41	380	41.0	3.80	0	0.0	6	6.0	37	—	27.1
Stephenson	79	29	364	36.7	4.61	4	5.1	7	8.9	55t	—	31.8
McDermott	3	2	35	66.7	11.67	0	0.0	0	0.0	27	—	106.3
Flores	5	3	15	60.0	3.00	0	0.0	1	20.0	12	—	25.0
Russell	2	1	3	50.0	1.50	0	0.0	0	0.0	3	—	56.3
Anderson	1	0	0	0.0	0.00	0	0.0	0	0.0	0	—	39.6
BILLS	405	168	1714	41.5	4.23	7	1.7	28	6.9	55t	39/371	31.2
OPPONENTS	340	143	2477	42.1	7.29	19	5.6	22	6.5	—	31/273	59.2



# 1969 SEASON STATISTICS

4-10 | T-3RD IN AFL EAST | HEAD COACH JOHN RAUCH

Date	W/L Score	Opponent	Attendance
9/14	L 19-33	NY Jets	46,165
9/21	L 3-17	Houston	40,146
9/28	W 41-28	Denver	40,302
10/5	L 14-28	at Houston	46,485
10/11	W 23-16	Boston	46,201
10/19	L 21-50	at Oakland	54,418
10/26	L 6-24	at Miami	39,837
11/2	L 7-29	Kansas City	45,844
11/9	L 6-16	at NY Jets	62,680
11/16	W 28-3	Miami	32,686
11/23	L 21-35	at Boston	25,584
11/30	W 16-13	Cincinnati	35,122
12/7	L 19-22	at Kansas City	47,112
12/14	L 6-45	at San Diego	47,582

## TOTAL FIRST DOWNS

Rushing	224	236
Passing	83	106
Penalty	122	118
3rd Down: Made/Att	19	12
3rd Down Pct.	—	—
4th Down: Made/Att	—	—
4th Down: Pct.	—	—

## POSSESSION AVG.

TOTAL NET YARDS	3867	4344
Avg per Game	276.2	310.3
Total Plays	868	852
Avg per Play	4.5	5.1

## NET YARDS RUSHING

Avg per Game	1522	1858
Total Rushes	108.7	132.7
	384	454

## NET YARDS PASSING

Avg per Game	2345	2476
Sacked/Yards Lost	167.5	177.6
Gross Yards	42/371	31/296
Att./Completions	2716	2772
Completion Pct.	442/215	368/175
Had Intercepted	48.6	47.6
	30	19

## PUNTS/AVERAGE

78/44.5	62/42.7
---------	---------

## NET PUNTING AVG.

37.5	—
------	---

## PENALTIES/YARDS

67/632	71/719
--------	--------

## FUMBLES/BALL LOST

35/21	25/19
-------	-------

## TOUCHDOWNS

Rushing	26	40
Passing	7	17
Returns	17	21
	2	2

## SCORE BY PERIOD

Q1	Q2	Q3	Q4	OT	PTS
BILLS	46	47	77	60	0
OPPONENTS	84	106	52	117	0

## SCORING

TD	Ru	Pa	Rt	K-PAT	FG	S	Pts
Alford	0	0	0	23/24	17/26	0	74
Moses	5	0	5	0/0	0/0	0	30
Briscoe	5	0	5	0/0	0/0	0	30
Simpson	5	2	3	0/0	0/0	0	30
Enyart	3	1	2	0/0	0/0	0	18
Patrick	3	3	0	0/0	0/0	0	18
Anderson	1	1	0	0/0	0/0	0	6
Byrd	1	0	1	0/0	0/0	0	6
Edgersen	1	0	1	0/0	0/0	0	6
Masters	1	0	1	0/0	0/0	0	6
Grate	1	0	1	0/0	0/0	0	6
BILLS	26	17	2	23/24	17/26	230	
OPP	40	17	21	2	39/40	26/41	359

2-Pt. Conversions: **BILLS** 0-2, **OPPONENTS** 0-0

**SACKS:** Tatarek 6.0, Stratton 5.5, McDole 5.0, McBeth 3.0, Saines 2.0, Chandler 1.0, Guidry 1.0, Harvey 1.0, Jacobs 1.0, Richardson 1.0, Dunaway 0.5, Others 4.0

**BILLS:** 31.0  
**OPPONENTS:** 42.0

## RUSHING

No.	Yds	Avg	Long	TD
Simpson	181	697	3.9	32
Patrick	83	361	4.3	72
Enyart	47	191	4.1	26
Kemp	37	124	3.4	13
Anderson	13	74	5.7	16
Harris	10	25	2.5	9
Ridleyhuber	4	25	6.3	11
Darragh	6	14	2.3	8
Sherman	2	14	7.0	10
Masters	1	-3	-3.0	-3
BILLS	384	1522	4.0	72
OPP	454	1858	4.1	44

## RECEIVING

No.	Yds	Avg	Long	TD
Moses	39	752	19.3	55
Patrick	35	229	6.5	19
Masters	33	387	11.7	31
Briscoe	32	532	16.6	50
Simpson	30	343	11.4	55
Enyart	19	186	9.8	32
Thornton	14	134	9.6	21
Anderson	7	65	9.3	22
Crockett	4	50	12.5	19
Grate	1	19	19.0	19
James	1	19	19.0	19
BILLS	215	2716	12.6	55
OPP	175	2772	15.8	62

## INTERCEPTIONS

No.	Yds	Avg	Long	TD
Byrd	7	95	13.6	32
Saines	3	47	15.7	28
Guidry	2	39	19.5	39
Pitts	2	40	20.0	38
Richardson	2	17	8.5	17
Jacobs	2	13	6.5	12
Edgersen	1	0	0.0	0
BILLS	19	251	13.2	39
OPP	30	449	15.0	51

## PUNTING

No.	Yds	Avg	Net	TB	In	Lg	B
Maguire	78	3471	44.5	37.5	4	19	78
BILLS	78	3471	44.5	37.5	4	19	78
OPP	62	2647	42.7	—	—	—	57

## PUNT RETURNS

Ret	FC	Yds	Avg	Long	TD
Anderson	19	4	142	7.5	30
Byrd	7	2	37	5.3	32
Reeves	2	2	3	1.5	3
Ridleyhuber	1	0	3	3.0	3
James	1	0	2	2.0	2
Richardson	1	0	0	0.0	0
BILLS	31	8	187	6.0	32
OPP	45	—	466	10.4	—

## KICKOFF RETURNS

No.	Yds	Avg	Long	TD
Thornton	30	749	25.0	58
Simpson	21	529	25.2	73
Anderson	4	86	21.5	28
Crawford	3	74	24.7	31
Collins	2	14	7.0	14
Enyart	1	12	12.0	12
Harvey	1	11	11.0	11
BILLS	62	1475	23.8	73
OPP	55	1322	24.0	—

## FIELD GOALS

1-19	20-29	30-39	40-49	50+
Alford	5-6	7-10	4-5	1-5
BILLS	5-6	7-10	4-5	1-5
OPP	5-5	9-11	6-9	5-14

Alford: (35G, 10G)(14G)(39B, 27G, 30G)(44N)(24G, 22G, 22G)(114G, 22N, 9G)(45N)(13B, 28N, 43N, 20G, 29G)(1133G, 24G, 35G, 24B)(16G, 47N, 44G)(1)  
OPPONENTS: (9G, 26G, 41G, 45N, 21G)(21G, 23N)(30N)(54N, 44B, 40N, 45N)(47N, 32G, 29N)(20G, 36G)(12G)(47G, 34G, 37G, 44G, 18G)(37G, 25G, 47N, 47G)(21G, 37N)(49N, 30N)(16G, 26G, 45N)(52G, 8G, 47G, 20G, 25G)(33G, 48N)

## USUAL STARTERS

### OFFENSE

LT	77	Stew Barber
LG	66	Billy Shaw
C	50	Al Bemiller
RG	67	Joe O' Donnell
RT	79	Paul Costa
TE	87	Billy Masters
WR	25	Haven Moses
RB	30	Wayne Patrick
RB	32/33	OJ Simpson
QB	15	Jack Kemp

### DEFENSE

LE	72	Ron McDole
LT	78	Jim Dunaway
RT	71	Bob Tatarek
RE	76	Mike McBeth
LLB	59	Paul Guidry (8)
	52	Edgar Chandler (6)
MLB	64	Harry Jacobs
RLB	58	Mike Stratton
LCB	24	Booker Edgersen
RCB	42	Butch Byrd
LS	48	John Pitts
RS	26	George Saines (5)
	47	Pete Richardson (5)

## PASSING

	Att	Cmp	Yds	Cmp%	Yds/Att	TD	TD%	Int	Int%	Long	Sack/Lost	Rating
Kemp	344	170	1981	49.4	5.76	13	3.8	22	6.4	55	21/187	53.2
Darragh	52	24	365	46.2	7.02	1	1.9	6	11.5	53	11/103	36.6
Harris	36	15	270	41.7	7.50	1	2.8	1	2.8	55	9/70	65.7
Flores	5	2	16	40.0	3.20	0	0.0	0	0.0	—	1/11	48.8
Sherman	2	2	20	100.0	10.00	1	50.0	0	0.0	19	0/0	147.9
Ridleyhuber	1	1	45	100.0	45.00	1	100.0	0	0.0	45	0/0	158.3
Maguire	1	1	19	100.0	19.00	0	0.0	0	0.0	19	0/0	118.8
Briscoe	1	0	0	0.0	0.00	0	0.0	1	100.0	0	0/0	—
Anderson	1	0	0	0.0	0.00	0	0.0	0	0.0	0	0/0	39.6
BILLS	442	215	2716	48.6	6.14	17	3.8	30	6.8	55	42/371	66.1
OPPONENTS	368	175	2772	47.6	7.53	21	5.7	19	5.2	62	31/296	70.6



# 1970 SEASON STATISTICS

3-10-1 | 4TH IN AFC EAST | HEAD COACH JOHN RAUCH

Date	W/L Score	Opponent	Attendance
9/20	L 10-25	Denver	34,882
9/27	L 0-19	Los Angeles	46,206
10/4	W 34-31	NY Jets	46,206
10/11	L 10-23	at Pittsburgh	42,140
10/18	L 14-33	Miami	41,312
10/25	W 10-6	at NY Jets	62,712
11/1	W 45-10	at Boston	31,148
11/8	L 14-43	Cincinnati	43,587
11/15	T 17-17	at Baltimore	60,240
11/22	L 13-31	at Chicago	41,015
11/29	L 10-14	Boston	31,427
12/6	L 6-20	at NY Giants	62,870
12/13	L 14-20	Baltimore	34,346
12/20	L 7-45	at Miami	70,990

BUF OPP

<b>TOTAL FIRST DOWNS</b>	203	213
Rushing	71	87
Passing	120	103
Penalty	12	23
3rd Down: Made/Att	—	—
3rd Down Pct.	—	—
4th Down: Made/Att	—	—
4th Down: Pct.	—	—

**POSSESSION AVG.** — —

<b>TOTAL NET YARDS</b>	3895	3806
Avg per Game	278.2	271.9
Total Plays	822	853
Avg per Play	4.7	4.5

<b>NET YARDS RUSHING</b>	1465	1718
Avg per Game	104.6	122.7
Total Rushes	367	484

<b>NET YARDS PASSING</b>	2430	2088
Avg per Game	173.6	149.1
Sacked/Yards Lost	53/486	31/246
Gross Yards	2916	2334
Att./Completions	402/213	338/157
Completion Pct.	53.0	46.4
Had Intercepted	26	11

**PUNTS/AVERAGE** 83/38.9 76/43.9

**NET PUNTING AVG.** 34.9 —

**PENALTIES/YARDS** 99/1108 73/814

**FUMBLES/BALL LOST** 37/26 23/15

<b>TOUCHDOWNS</b>	25	35
Rushing	8	16
Passing	13	15
Returns	4	4

<b>SCORE BY PERIOD</b>	Q1	Q2	Q3	Q4	OT	PTS
BILLS	54	70	21	59	0	204
OPPONENTS	67	96	84	90	0	337

SCORING	TD	Ru	Pa	Rt	K-PAT	FG	S	Pts
Guthrie	0	0	0	0	24/25	10/19	0	54
Briscoe	8	0	8	0	0/0	0/0	0	48
Simpson	6	5	0	1	0/0	0/0	0	36
Grate	2	0	2	0	0/0	0/0	0	12
Jones	2	1	0	1	0/0	0/0	0	12
Moses	2	0	2	0	0/0	0/0	0	12
Byrd	1	0	0	1	0/0	0/0	0	6
Chandler	1	0	0	1	0/0	0/0	0	6
Enyart	1	0	1	0	0/0	0/0	0	6
Pate	1	1	0	0	0/0	0/0	0	6
Patrick	1	1	0	0	0/0	0/0	0	6
BILLS	25	8	13	4	24/25	10/19	204	
OPP	35	16	15	4	35/35	30/46	337	

**SACKS:** Cowlings 5.0, Guidry 4.0, McDole 3.0, McBeth 2.0, Dunaway 1.5, Stratton 1.5, Chandler 1.0, McCaffrey 1.0, Richardson 1.0, Taterek 1.0, Others 10.0  
**BILLS:** 31.0  
**OPPONENTS:** 53.0

RUSHING	No.	Yds	Avg	Long	TD
Simpson	120	488	4.1	56t	5
Patrick	66	259	3.9	20	1
Shaw	39	210	5.4	20	0
Enyart	58	196	3.4	17	0
Pate	46	162	3.5	18	1
Jones	31	113	3.6	17	1
Darragh	1	26	26.0	26	0
Briscoe	3	19	6.3	11	0
Harris	3	-8	-2.7	1	0
BILLS	367	1465	4.0	56t	8
OPP	484	1718	3.5	53	16

RECEIVING	No.	Yds	Avg	Long	TD
Briscoe	57	1036	18.2	48	8
Moses	39	726	18.6	45	2
Enyart	35	235	6.7	37t	1
Pate	19	103	5.4	21	0
Patrick	16	142	8.9	38	0
Denney	14	201	14.4	31	0
Simpson	10	139	13.9	36	0
Jones	8	89	11.1	34	0
Grate	7	147	21.0	32	2
Alexander	4	51	12.8	16	0
Moss	2	31	15.5	22	0
Glosson	2	16	8.0	14	0
BILLS	213	2916	13.7	48	13
OPP	157	2334	14.9	72t	15

INTERCEPTIONS	No.	Yds	Avg	Long	TD
Richardson	5	46	9.2	22	0
Byrd	4	63	15.8	33	1
Chandler	1	59	59.0	59t	1
Pitts	1	11	11.0	11	0
BILLS	11	179	16.3	59t	2
OPP	26	334	12.8	86	0

PUNTING	No.	Yds	Avg	Net	Bn	Lg	B
Maguire	83	3228	38.9	34.9	2	13	58
BILLS	83	3228	38.9	34.9	2	13	58
OPP	76	3343	44.0	—	—	—	57

PUNT RETURNS	Ret	FC	Yds	Avg	Long	TD
Pharr	23	4	184	8.0	54	0
Hill	19	2	102	5.4	24	0
Allen	2	2	10	5.0	8	0
Alexander	1	1	2	2.0	2	0
BILLS	45	9	298	6.6	54	0
OPP	42	23	291	6.9	45	0

KICKOFF RETURNS	No.	Yds	Avg	Long	TD
Alexander	12	204	17.0	30	0
Hill	9	165	18.3	31	0
Simpson	7	333	47.6	95t	1
Jones	7	162	23.1	52t	1
Moss	6	131	21.8	56	0
Glosson	4	61	15.3	21	0
Enyart	3	60	20.0	22	0
Patrick	3	38	12.7	15	0
Collins	2	17	8.5	10	0
McCaffrey	2	15	7.5	8	0
Laster	2	8	4.0	8	0
Pate	1	21	21.0	21	0
Andrews	1	16	16.0	16	0
McBath	1	7	7.0	7	0
Pharr	1	6	6.0	6	0
Costa	1	0	0.0	0	0
BILLS	62	1244	20.1	95t	2
OPP	46	1112	24.2	95t	1

FIELD GOALS	1-19	20-29	30-39	40-49	50+
Guthrie	3-3	3-4	2-3	1-4	1-5
BILLS	3-3	3-4	2-3	1-4	1-5
OPP	4-4	8-9	9-15	9-16	0-2

Guthrie: (16G)(110G,40G)(52G,39N)(42N)(52N,46N,9G)(20G,47N)(23B)(36G,55N)(50N)(37G)(23G,28G,51N)(11)  
OPPONENTS: (40N,27G,48G,31G)(21G,19G,46G,40N,21G,34N)(22G,44N,46N,45N,32N,38N)(29G,49G,51N,42G)(46G,42G,47G,30G)(50N,29G,33G)(32G,34N)(22G,30G,13G,34G,43)(28N,37N,17G)(36N,37G)(148N,43N,26G,15G)(32G,38G)(43G)

## USUAL STARTERS

### OFFENSE

WR	25	Haven Moses
LT	54	Howard Kinding (8)
	75	Art Laster (6)
LG	73	Richard Cheek
C	57	Frank Marchlewski
RG	67	Joe O' Donnell
RT	79	Paul Costa
TE	84	Austin Denney
WR	86	Marlin Briscoe
RB	30	Wayne Patrick
RB	32	OJ Simpson
QB	16	Dennis Shaw

### DEFENSE

LE	72	Ron McDole
LT	78	Jim Dunaway
RT	65	Wadley Harvey
RE	82	Al Cowlings
LLB	59	Paul Guidry
MLB	52	Edgar Chandler
RLB	58	Mike Stratton
LCB	20	Robert James
RCB	42	Butch Byrd
LS	48	John Pitts
RS	47	Pete Richardson

PASSING	Att	Cmp	Yds	Cmp%	Yds/Att	TD	TD%	Int	Int%	Long	Sack/Lost	Rating
Shaw	321	178	2507	55.5	7.81	10	3.1	20	6.2	—	41/387	65.3
Harris	50	24	338	48.0	6.76	3	6.0	4	8.0	—	7/63	56.9
Darragh	29	11	71	37.9	2.45	0	0.0	2	6.9	—	5/36	17.5
Simpson	2	0	0	0.0	0.00	0	0.0	0	0.0	0	0/0	39.6
BILLS	402	213	2916	53.0	7.25	13	3.2	26	6.5	48	53/486	60.3
OPPONENTS	338	157	2334	46.4	6.91	15	4.4	11	3.3	72t	31/246	70.8



# 1971 SEASON STATISTICS

1-13 | 5TH IN AFC EAST | HEAD COACH HARVEY JOHNSON

Date	W/L	Score	Opponent	Attendance
9/19	L	37-49	Dallas	46,206
9/26	L	14-29	Miami	45,139
10/3	L	0-19	at Minnesota	47,900
10/10	L	0-43	Baltimore	46,206
10/17	L	17-28	at NY Jets	61,498
10/23	L	3-20	at San Diego	49,261
10/31	L	23-28	St. Louis	40,040
11/7	L	0-34	at Miami	61,061
11/14	L	33-38	at New England	57,446
11/21	L	7-20	NY Jets	41,577
11/28	W	27-20	New England	27,166
12/5	L	0-24	at Baltimore	58,476
12/12	L	14-20	Houston	28,107
12/19	L	9-22	at Kansas City	48,121

<b>TOTAL FIRST DOWNS</b>	185	250
Rushing	68	135
Passing	96	101
Penalty	21	14
3rd Down: Made/Att	—	—
3rd Down Pct.	—	—
4th Down: Made/Att	—	—
4th Down: Pct.	—	—

<b>POSSESSION AVG.</b>	—	—
------------------------	---	---

<b>TOTAL NET YARDS</b>	3326	4604
Avg per Game	237.6	328.9
Total Plays	770	895
Avg per Play	4.3	5.1

<b>NET YARDS RUSHING</b>	1337	2496
Avg per Game	95.5	178.3
Total Rushes	320	562

<b>NET YARDS PASSING</b>	1989	2108
Avg per Game	142.1	150.6
Sacked/Yards Lost	49/421	30/225
Gross Yards	2410	2333
Att./Completions	401/202	303/157
Completion Pct.	50.4	51.8
Had Intercepted	32	11

<b>PUNTS/AVERAGE</b>	75/40.9	66/39.0
----------------------	---------	---------

<b>NET PUNTING AVG.</b>	33.3	—
-------------------------	------	---

<b>PENALTIES/YARDS</b>	74/691	89/883
------------------------	--------	--------

<b>FUMBLES/BALL LOST</b>	33/16	17/11
--------------------------	-------	-------

<b>TOUCHDOWNS</b>	21	45
Rushing	6	21
Passing	12	20
Returns	3	4

<b>SCORE BY PERIOD</b>	Q1	Q2	Q3	Q4	OT	PTS
BILLS	38	62	43	41	0	184
OPPONENTS	82	110	83	119	0	394

SCORING	TD	Ru	Pa	Rt	K-PAT	FG	S	Pts
Leyboldt	0	0	0	12	12	9/15	0	39
Briscoe	5	0	5	0	0/0	0/0	0	30
Simpson	5	5	0	0	0/0	0/0	0	30
Guthrie	0	0	0	0	8/9	3/10	0	17
I. Hill	2	0	1	1	0/0	0/0	0	12
J.D. Hill	2	0	2	0	0/0	0/0	0	12
Moses	2	0	2	0	0/0	0/0	0	12
James	1	0	0	1	0/0	0/0	0	6
G. Jones	1	0	1	0	0/0	0/0	0	6
Koy	1	0	1	0	0/0	0/0	0	6
Patrick	1	1	0	0	0/0	0/0	0	6
Wyatt	1	0	1	0	0/0	0/0	0	6
E. Chandler	0	0	0	0	0/0	0/0	1	2
BILLS	21	6	12	3	20/21	12/25	1	184
OPP	45	21	20	4	45/45	25/38	3	94

**SACKS:** Cowlings 7.5, Snowden 5.5, Guidry 5.0, Tatarek 4.0, McBath 2.0, Andrews 1.5, Dunaway 1.0, Gant 1.0, Richardson 1.0, Hurston 0.5, Team 1.0  
**BILLS:** 30.0  
**OPPONENTS:** 49.0

RUSHING	No.	Yds	Avg	Long	TD
Simpson	183	742	4.1	46t	5
Patrick	79	332	4.2	41	1
Braxton	21	84	4.0	14	0
Shaw	14	82	5.9	12	0
G. Jones	16	53	3.3	11	0
Harris	6	42	7.0	13	0
J.D. Hill	1	2	2.0	2	0
BILLS	320	1337	4.2	46t	6
OPP	562	2496	4.4	45t	21

RECEIVING	No.	Yds	Avg	Long	TD
Briscoe	44	603	13.7	75t	5
Patrick	36	327	9.1	62	0
Moses	23	470	20.4	73t	2
Simpson	21	162	7.7	38	0
Braxton	18	141	7.8	25	0
G. Jones	16	113	7.1	21	1
White	13	130	10.0	21	0
J.D. Hill	11	216	19.6	47t	2
Koy	10	133	13.3	22	1
B. Chandler	5	60	12.0	20	0
I. Hill	5	55	11.0	26t	1
BILLS	202	2410	11.9	75t	12
OPP	157	2333	14.9	80t	20

INTERCEPTIONS	No.	Yds	Avg	Long	TD
James	4	25	6.3	25	0
Pitts	2	12	6.0	12	0
Wyatt	1	30	30.0	30	0
E. Chandler	1	13	13.0	13	0
Guidry	1	13	13.0	13	0
Andrews	1	0	0.0	0	0
Richardson	1	0	0.0	0	0
BILLS	11	93	8.5	30	0
OPP	32	418	13.1	53	3

PUNTING	No.	Yds	Avg	Net	TB	In	Lg	B
S. Jones	72	2966	41.2	—	6	10	62	1
Chapple	3	101	33.7	—	0	0	47	0
BILLS	75	3067	40.9	33.3	6	10	62	1
OPP	66	2575	39.0	—	—	—	62	—

PUNT RETURNS	Ref	FC	Yds	Avg	Long	TD
I. Hill	14	2	133	9.5	68t	1
Wyatt	23	3	188	8.2	61t	1
Beamer	7	5	22	3.1	10	0
Allen	0	1	0	0.0	0	0
BILLS	44	11	343	7.8	68t	2
OPP	40	16	446	11.2	50	0

KICKOFF RETURNS	No.	Yds	Avg	Long	TD
Wyatt	30	762	25.4	39	0
Beamer	20	394	19.7	44	0
I. Hill	12	280	23.3	36	0
Braxton	5	90	18.0	28	0
Simpson	4	107	26.8	43	0
Kindig	2	16	8.0	8	0
G. Jones	1	24	24.0	24	0
BILLS	74	1673	22.6	44	0
OPP	42	971	23.1	60	0

FIELD GOALS	1-19	20-29	30-39	40-49	50+
Leyboldt	3-3	0-2	1-1	5-6	0-3
Guthrie	0-0	0-1	1-2	1-5	1-2
BILLS	3-3	0-3	2-3	6-11	1-5
OPP	7-7	3-5	4-11	11-14	0-1

Guthrie: (40G,49N)(44N)(49B)(49N)(51G)  
 (35N,22B,36G,48N)  
 Leyboldt: ( ) (50N)(17G,48G,17G,12G)(28N,40N)(49N,48G,41G)(22N,55B)( ) (45G,31G,49G)  
 OPPONENTS: ( ) (15G,46G,13G,9G,48G,35B)  
 (44B,40G)(42G,28G)(37N)(9G,10G)(34B)  
 (48G,24G)(38G)(42N,33N,37G,31G)(40G,17G)  
 (39N,37N,29N,13G)(44G,38N,44G,53N)(48G,23G,25N,48G,45G,47N,34G))

## USUAL STARTERS

OFFENSE		
WR	25	Haven Moses
LT	62	Lever Carr (7)
	68	Willie Young (7)
LG	61	Jim Reilly
C	51	Bruce Jarvis
RG	67	Joe O' Donnell (7)
	62	Lever Carr (7)
RT	74	Donnie Green
TE	80	Jan White
WR	86	Marlin Briscoe
RB	30	Wayne Patrick
RB	32	OJ Simpson
QB	16	Dennis Shaw

DEFENSE		
LE	82	Al Cowlings
LT	78	Jim Dunaway
RT	71	Bob Tatarek
RE	75	Cal Snowden
LLB	59	Paul Guidry
MLB	52	Edgar Chandler
RLB	56	Al Andrews
LCB	20	Robert James
RCB	41	Alvin Wyatt
LS	48	John Pitts
RS	47	Pete Richardson (7)
	21	Jackie Allen (7)

PASSING	Att	Cmp	Yds	Cmp%	Yds/Att	TD	TD%	Int	Int%	Long	Sack/Lost	Rating
Shaw	291	149	1813	51.2	6.23	11	3.8	26	8.9	75t	33/276	46.1
Harris	103	51	512	49.5	4.97	1	1.0	6	5.8	62	16/145	43.0
Briscoe	2	1	36	50.0	18.00	0	0.0	0	0.0	36	0/0	95.8
Braxton	3	1	49	33.3	16.33	0	0.0	0	0.0	49	0/0	81.9
Simpson	2	0	0	0.0	—	0	0.0	0	0.0	0	0/0	39.6
BILLS	401	202	2410	50.4	6.01	12	3.0	32	8.0	75t	49/421	45.8
OPPONENTS	303	157	2333	51.8	7.70	20	6.6	11	3.6	80t	30/225	84.0



# 1972 SEASON STATISTICS

4-9-1 | 4TH IN AFC EAST | HEAD COACH LOU SABAN

Date	W/L Score	Opponent	Attendance
9/17	L 24-41	NY Jets	46,206
9/24	W 27-20	San Francisco	45,845
10/1	L 0-17	Baltimore	46,206
10/8	W 38-14	New England	41,749
10/15	L 16-28	at Oakland	53,501
10/22	L 23-24	at Miami	80,010
10/29	L 21-38	Pittsburgh	45,882
11/5	L 16-30	Miami	46,206
11/12	L 3-41	at NY Jets	62,853
11/19	W 27-24	at New England	60,999
11/26	L 10-27	at Cleveland	70,104
12/3	L 7-35	at Baltimore	55,390
12/10	T 21-21	Detroit	41,583
12/17	W 24-17	at Washington	53,039

## TOTAL FIRST DOWNS

Rushing	221	249
Passing	104	125
Penalty	98	95
3rd Down: Made/Att	19	29
3rd Down Pct.	69/198	78/186
4th Down: Made/Att	34.5	41.9
4th Down Pct.	—	—

## POSSESSION AVG.

TOTAL NET YARDS	3733	4183
Avg per Game	266.6	298.8
Total Plays	877	862
Avg per Play	4.3	4.9

## NET YARDS RUSHING

Avg per Game	2132	2232
Total Rushes	152.3	159.4
	512	532

## NET YARDS PASSING

Avg per Game	1601	1951
Sacked/Yards Lost	114.4	139.4
Gross Yards	49/411	22/197
Att./Completions	2012	2148
Completion Pct.	316/164	308/131
Had Intercepted	51.9	42.5
	24	23

## PUNTS/AVERAGE

80/38.8	65/39.5
---------	---------

## NET PUNTING AVG.

33.7	—
------	---

## PENALTIES/YARDS

87/900	78/685
--------	--------

## FUMBLES/BALL LOST

29/15	20/8
-------	------

## TOUCHDOWNS

Rushing	30	47
Passing	11	26
Returns	16	19
	3	2

## SCORE BY PERIOD

Q1	Q2	Q3	Q4	OT	PTS
BILLS	35	95	38	89	0
OPPONENTS	79	92	89	117	0

SCORING	TD	Ru	Pa	Rt	K-PAT	FG	S	Pts
Leyboldt	0	0	0	0	29/30	16/24	0	77
Braxton	6	5	1	0	0/0	0/0	0	36
Simpson	6	6	0	0	0/0	0/0	0	36
Hill	5	0	5	0	0/0	0/0	0	30
Chandler	5	0	5	0	0/0	0/0	0	30
White	2	0	2	0	0/0	0/0	0	12
Greene	1	0	0	1	0/0	0/0	0	6
Jackson	1	0	1	0	0/0	0/0	0	6
Lee	1	0	0	1	0/0	0/0	0	6
Moses	1	0	1	0	0/0	0/0	0	6
Patrick	1	0	1	0	0/0	0/0	0	6
Wyatt	1	0	0	1	0/0	0/0	0	6
BILLS	30	11	16	3	29/30	16/24	257	
OPP	47	26	19	2	47/47	16/27	377	

**SACKS:** Patulski 5.0, Cowlings 4.0, Croft 3.5, Guidry 3.0, Washington 2.5, Tyler 1.0, Wyatt 1.0, Greene 1.0, Lee 1.0  
BILLS: 22.0  
OPPONENTS: 49.0

## RUSHING

No.	Yds	Avg	Long	TD
Simpson	292	1251	4.3	94t
Braxton	116	453	3.9	21
Patrick	35	130	3.7	9
Shaw	35	138	3.9	16
Jackson	17	57	3.4	15
Chandler	3	27	9.0	16
Hart	5	19	3.8	16
Taliaferro	5	19	3.8	14
Jones	2	18	9.0	10
Hill	1	11	11.0	11
Koy	1	9	9.0	9
BILLS	512	2132	4.2	94t
OPP	532	2232	4.2	33

## RECEIVING

No.	Yds	Avg	Long	TD
Hill	52	754	14.5	58t
Chandler	33	528	16.0	43t
Simpson	27	198	7.3	25
Braxton	24	232	9.7	25
White	12	148	12.3	18
Patrick	8	42	5.3	10
Moses	3	60	20.0	25t
Jackson	2	21	10.5	13t
Harrison	1	16	16.0	16
Koy	1	9	9.0	9
Washington	1	4	4.0	4
BILLS	164	2012	12.3	58t
OPP	131	2148	16.4	63t

## INTERCEPTIONS

No.	Yds	Avg	Long	TD
Lee	6	155	25.8	61
Tyler	4	61	15.3	27
Wyatt	4	52	13.0	49t
Greene	3	45	15.0	39t
Farley	1	42	42.0	42
Pitts	1	10	10.0	10
Washington	1	4	4.0	4
Guidry	1	0	0.0	0
James	1	0	0.0	0
Stratton	1	0	0.0	0
BILLS	23	369	16.0	61
OPP	24	205	8.5	36

## PUNTING

No.	Yds	Avg	Net	Tb	In	Lg	B
Jones	80	3104	38.8	33.7	4	15	67
BILLS	80	3104	38.8	33.7	4	15	67
OPP	65	2570	39.5	—	—	—	55

PUNT RETURNS	Ret	FC	Yds	Avg	Long	TD
Wyatt	11	5	85	7.7	27	0
Cole	7	6	35	5.0	12	0
Hill	4	1	24	6.0	12	0
Greene	2	4	18	9.0	9	0
Harrison	1	2	2	2.0	2	0
BILLS	25	18	164	6.6	27	0
OPP	39	16	239	8.4	65t	1

## KICKOFF RETURNS

No.	Yds	Avg	Long	TD
Wyatt	17	432	25.4	43
Cole	16	415	25.9	51
Greene	15	378	25.2	66
Koy	5	63	12.6	25
Selfridge	3	36	12.0	16
Hill	2	32	16.0	26
Simpson	1	21	21.0	21
Braxton	1	12	12.0	12
BILLS	60	1389	23.2	66
OPP	29	643	22.2	82

## FIELD GOALS

1-19	20-29	30-39	40-49	50+
Leyboldt	2-2	4-5	6-7	4-9
BILLS	2-2	4-5	6-7	4-9
OPP	3-3	4-4	6-9	2-10
Leyboldt:	(48G)	(32G, 22G, 35N)	(42G)	(11N)
(47N, 32G, 31G, 22G)	(35G, 34G, 45G)	(47N)	(43N)	(27N, 28G)
(9G)	(44G, 45G)	(38G)	(51N)	(43N, 41N)
(23N)	OPPONENTS:	(35G, 11G)	(47G, 35N, 20G)	(43N, 30G, 30N, 45N)
(140N)	(54G)	(29G)	(33G, 17G, 16G)	(26G, 25G)
(39N, 36G)	(33G, 49G)	(48N, 47N)	(48N, 43N)	(35G, 49N)

## USUAL STARTERS

OFFENSE	
WR	40
LT	78
LG	67
C	68
RG	69
RT	74
TE	80
WR	81
RB	34
RB	32
QB	16
J.D. Hill	
Dave Foley	
Reggie McKenzie	
Remi Prudhomme	
Robert Penchion	
Donnie Green	
Jan White	
Bob Chandler	
Jim Braxton	
OJ Simpson	
Dennis Shaw	

## DEFENSE

LE	85
LT	72
RT	77
RE	82
LLB	59
MLB	63
56	
RLB	58
LCB	20
RCB	43
LS	42
RS	47
Walt Patulski	
Don Croft	
Jerry Patton	
Al Cowlings	
Paul Guidry	
Dick Cunningham (7)	
Ken Lee (6)	
Mike Stratton	
Robert James	
Tony Greene	
Maurice Tyler	
Leon Garror	

PASSING	Att	Cmp	Yds	Cmp%	Yds/Att	TD	TD%	Int	Int%	Long	Sack/Lost	Rating
Shaw	258	136	1666	52.7	6.45	14	5.4	17	6.6	58t	37/320	63.5
Taliaferro	33	16	176	48.5	5.33	1	3.0	4	12.1	24	6/48	35.2
Hart	15	6	53	40.0	3.53	0	0.0	3	20.0	13	5/32	10.6
Simpson	8	5	113	62.5	14.13	1	12.5	0	0.0	34	1/11	145.8
Jones	2	1	4	50.0	2.00	0	0.0	0	0.0	4	0/0	56.3
BILLS	316	164	2012	51.9	6.37	16	5.1	24	7.6	58t	49/411	57.1
OPPONENTS	308	131	2148	42.5	6.97	19	6.2	23	7.5	63t	22/197	56.0



# 1973 SEASON STATISTICS

9-5 | 2ND IN AFC EAST | HEAD COACH LOU SABAN

Date	W/L Score	Opponent	Attendance
9/16	W 31-13	at New England	56,119
9/23	L 7-34	at San Diego	47,588
9/30	W 9-7	NY Jets	77,425
10/7	W 27-26	Philadelphia	72,364
10/14	W 31-13	Baltimore	78,875
10/21	L 6-27	at Miami	65,241
10/29	W 23-14	Kansas City	76,071
11/4	L 0-13	at New Orleans	74,770
11/11	L 13-16	Cincinnati	76,927
11/18	L 0-17	Miami	77,138
11/25	W 24-17	at Baltimore	52,250
12/2	W 17-6	at Atlanta	54,607
12/9	W 37-13	New England	72,470
12/16	W 34-14	at NY Jets	47,740

## TOTAL FIRST DOWNS

Rushing	219	231
Passing	152	101
Penalty	60	112
3rd Down: Made/Att	77/195	65/185
3rd Down Pct.	39.5	35.1
4th Down: Made/Att	—	—
4th Down: Pct.	—	—

## POSSESSION AVG.

TOTAL NET YARDS	4085	3915
Avg per Game	291.8	279.6
Total Plays	849	855
Avg per Play	4.8	4.6

## NET YARDS RUSHING

Avg per Game	3088	1797
Total Rushes	220.6	128.4
	605	455

## NET YARDS PASSING

Avg per Game	997	2118
Sacked/Yards Lost	71.2	151.3
Gross Yards	31/239	32/276
Att./Completions	1236	2394
Completion Pct.	213/96	368/166
Had Intercepted	45.1	45.1
	14	14

## PUNTS/AVERAGE

NET PUNTING AVG.	66/40.3	63/39.8
	34.7	—

## PENALTIES/YARDS

FUMBLES/BALL LOST	75/744	53/485
	27/13	30/19

## TOUCHDOWNS

Rushing	28	25
Passing	20	11
Returns	4	12
	4	2

## SCORE BY PERIOD

	Q1	Q2	Q3	Q4	OT	PTS
BILLS	64	71	61	63	0	259
OPPONENTS	58	84	38	50	0	230

SCORING	TD	Ru	Pa	Rt	K-PAT	FG	S	Pts
Leyboldt	0	0	0	0	27/27	21/30	0	90
Simpson	12	12	0	0	0/0	0/0	0	72
Braxton	4	4	0	0	0/0	0/0	0	24
Chandler	3	0	3	0	1/1	0/0	0	19
Watkins	3	2	1	0	0/0	0/0	0	18
Ferguson	2	2	0	0	0/0	0/0	0	12
Francis	2	0	0	2	0/0	0/0	0	12
Cahill	1	0	0	1	0/0	0/0	0	6
Harrison	1	0	0	1	0/0	0/0	0	6
BILLS	28	20	4	4	28/28	21/30	0	259
OPP	25	11	12	2	23/25	19/34	0	230

**SACKS:** Edwards 8.5, Patulski 7.0, Patton 6.0, Kadish 3.5, Winans 2.0, Hagen 1.0, Lewis 1.0, Okoniewski 1.0, Skorupan 1.0, Others 1.0

**BILLS:** 32.0  
**OPPONENTS:** 31.0

## RUSHING

Simpson	332	2003	6.0	80t	12
Braxton	108	494	4.6	36	4
Watkins	98	414	4.2	17	2
Ferguson	48	147	3.1	24	2
Van Valkenberg	2	20	10.0	12	0
Cornell	4	13	3.3	7	0
Steve Jones	3	9	3.0	7	0
Shaw	4	2	0.5	1	0
Spike Jones	1	0	0.0	0	0
Chandler	5	-14	-2.8	18	0
BILLS	605	3088	5.1	80t	20
OPP	455	1797	3.9	45	11

## RECEIVING

Chandler	30	427	14.2	37t	3
Hill	29	422	14.6	42	0
Watkins	12	86	7.2	20	1
Seymour	10	114	11.4	22	0
Braxton	6	101	16.8	37	0
Simpson	6	70	11.7	24	0
R. Jarvis	1	12	12.0	12	0
Van Valkenberg	1	7	7.0	7	0
Ferguson	1	-3	-3.0	-3	0
BILLS	96	1236	12.9	42	4
OPP	166	2394	14.5	64	12

## INTERCEPTIONS

Harrison	5	117	23.4	38	1
Cheyunski	3	31	10.3	31	0
Kellerman	2	23	11.5	19	0
Walker	1	22	22.0	22	0
Garror	1	0	0.0	0	0
Greene	1	0	0.0	0	0
James	1	0	0.0	0	0
Stone	0	31	—	31	0
BILLS	14	224	16.0	38	1
OPP	14	149	10.6	25	0

## PUNTING

No.	Yds	Avg	Net	TB	In	Lg	B
Spike Jones	66	2660	40.3	34.7	3	15	62
BILLS	66	2660	40.3	34.7	3	15	62
OPP	63	2507	39.8	—	—	—	60

PUNT RETURNS	Ref	FC	Yds	Avg	Long	TD
Walker	25	4	210	8.4	23	0
Cahill	4	1	71	17.8	51t	1
Chandler	2	4	5	2.5	3	0
Hill	1	0	-9	-9.0	-9	0
BILLS	32	9	277	8.7	51t	1
OPP	34	19	312	9.2	72t	1

## KICKOFF RETURNS

Francis	23	687	29.9	101t	2
Cahill	2	42	21.0	24	0
Steve Jones	6	116	19.3	22	0
Watkins	1	18	18.0	18	0
R. Jarvis	5	84	16.8	25	0
Parker	1	16	16.0	16	0
Greene	1	7	7.0	7	0
Carnell	1	2	2.0	2	0
Branton	1	0	0.0	0	0
Van Valkenberg	1	0	0.0	0	0
BILLS	42	972	23.1	101t	2
OPP	44	934	21.2	101t	1

## FIELD GOALS

Leypoldt	7-7	3-5	5-6	4-8	2-4
BILLS	7-7	3-5	5-6	4-8	2-4
OPP	6-6	6-9	4-7	2-8	1-4

Leyboldt: (44N,48G)(41N)(42N,39N,20G,42G)(12G,47G)(52G)(11G,54N,50G)(52N,31G,17G,8G,41N)(121G,39G)(23G)(36G,25N,20G,45N)(34G,34G,19G)(12G,11G)

OPPONENTS: (53N)(49N,23N)(39N)(51G,22G,14G,54N,19G,26N)(19G,22G)(28G,47G)(150N,42G,47N,24G)(35G,36G,47N,33G,33N)(39G,41N,39N)(49N,43N,23N,27G)(26G,16G)(14G,12G)(1)

## USUAL STARTERS

### OFFENSE

WR	40	J.D. Hill
LT	78	Dave Foley
LG	67	Reggie McKenzie
C	51	Bruce Jarvis (8)
	53	Mike Montler (6)
RG	68	Joe DeLamielleure
RT	74	Donnie Green
TE	87	Paul Seymour
WR	81	Bob Chandler
RB	38	Larry Watkins
RB	32	OJ Simpson
QB	12	Joe Ferguson

### DEFENSE

LE	85	Walt Patulski
LT	77	Jerry Patton
RT	71	Mike Kadish
RE	73	Earl Edwards
LLB	55	John Skorupan
MLB	50	Jim Cheyunski
RLB	56	Richard Lewis
LCB	20	Robert James
RCB	28	Dwight Harrison
LS	24	Ernie Kellerman
RS	43	Tony Greene

## PASSING

	Att	Cmp	Yds	Cmp%	Yds/Att	TD	TD%	Int	Int%	Long	Sack/Lost	Rating
Ferguson	164	73	939	44.5	5.73	4	2.4	10	6.1	42	20/164	45.6
Shaw	46	22	300	47.8	6.52	0	0.0	4	8.7	40	11/75	32.8
Simpson	2	1	-3	50.0	-1.50	0	0.0	0	0.0	-3	0/0	56.3
Chandler	1	0	0	0.0	0.00	0	0.0	0	0.0	0	0/0	39.6
BILLS	213	96	1236	45.1	5.80	4	1.9	14	6.6	42	31/239	42.7
OPPONENTS	368	166	2394	45.1	6.51	12	3.3	14	3.8	64	32/276	62.0



# 1974 SEASON STATISTICS

9-5 | 2ND IN AFC EAST | HEAD COACH LOU SABAN

Date	W/L Score	Opponent	Attendance
9/16	W 21-20	Oakland	79,876
9/22	L 16-24	Miami	78,990
9/29	W 16-12	NY Jets	76,978
10/6	W 27-7	at Green Bay	56,267
10/13	W 27-14	at Baltimore	40,626
10/20	W 30-28	New England	78,935
10/27	W 16-6	Chicago	77,910
11/3	W 29-28	at New England	58,932
11/10	L 9-21	Houston	79,223
11/17	L 28-35	at Miami	69,313
11/24	W 15-10	at Cleveland	66,504
12/1	W 6-0	Baltimore	75,325
12/8	L 10-20	at NY Jets	32,805
12/15	L 14-19	at Los Angeles	84,324

## AFC DIVISIONAL PLAYOFF

12/22	L 14-32	at Pittsburgh	48,321
-------	---------	---------------	--------

	BUF	OPP
<b>TOTAL FIRST DOWNS</b>	220	219
Rushing	118	96
Passing	85	97
Penalty	17	26
3rd Down: Made/Att	68/184	77/199
3rd Down Pct.	37.0	38.7
4th Down: Made/Att	—	—
4th Down: Pct.	—	—

## POSSESSION AVG.

<b>TOTAL NET YARDS</b>	3586	3474
Avg per Game	256.0	248.1
Total Plays	829	833
Avg per Play	4.3	4.2

<b>NET YARDS RUSHING</b>	2094	1854
Avg per Game	149.9	132.4
Total Rushes	545	491

<b>NET YARDS PASSING</b>	1492	1611
Avg per Game	106.6	115.7
Sacked/Yards Lost	33/236	32/287
Gross Yards	1728	1898
Att./Completions	251/128	311/146
Completion Pct.	51.0	46.9
Had Intercepted	15	20

<b>PUNTS/AVERAGE</b>	69/40.6	77/37.1
----------------------	---------	---------

<b>NET PUNTING AVG.</b>	32.2	—
-------------------------	------	---

<b>PENALTIES/YARDS</b>	79/706	63/592
------------------------	--------	--------

<b>FUMBLES/BALL LOST</b>	32/14	26/11
--------------------------	-------	-------

<b>TOUCHDOWNS</b>	30	32
Rushing	11	19
Passing	14	11
Returns	5	2

SCORE BY PERIOD	Q1	Q2	Q3	Q4	OT	PTS
BILLS	53	84	37	90	0	264
OPP	28	64	77	75	0	244

SCORING	TD	Ru	Pa	Rt	K-PAT	FG	S	PTS
Leyboldt	0	0	0	0	25/29	19/33	0	82
Hill	6	0	6	0	0/0	0/0	0	36
Rashad	6	0	4	2	0/0	0/0	0	36
Braxton	4	4	0	0	0/0	0/0	0	24
Simpson	4	3	1	0	0/0	0/0	0	24
Ferguson	2	2	0	0	0/0	0/0	0	12
Washington	2	0	0	2	0/0	0/0	0	12
Watkins	2	2	0	0	0/0	0/0	0	12
Chandler	1	0	1	0	0/0	0/0	0	6
Craig	1	0	0	1	0/0	0/0	0	6
Kadish	0	0	0	0	0/0	0/0	1	2
BILLS	30	11	14	5	25/30	19/33	1	264
OPP	32	19	11	2	28/32	8/15	2	244

**SACKS:** Kadish 7.5, Edwards 6.5, Patulski 5.5, Costa 2.5, Allen 2.0, Cornell 2.0, Washington 1.5, Craig 1.5, Cheyunski 1.0, Team 2.0  
**BILLS:** 33.0  
**OPPONENTS:** 33.0

RUSHING	No.	Yds	Avg	Long	TD
Simpson	270	1125	4.2	41t	3
Braxton	146	543	3.7	21t	4
Watkins	41	170	4.1	13	2
Ferguson	54	111	2.1	15	2
Calhoun	21	88	4.2	15	0
Hayman	7	31	4.4	8	0
Marangi	4	20	5.0	16	0
Mosley	2	6	3.0	4	0
BILLS	545	2094	3.9	41t	11
OPP	490	1869	3.8	75t	19

RECEIVING	No.	Yds	Avg	Long	TD
Rashad	36	433	12.0	29	4
Hill	32	572	17.9	55t	6
Braxton	18	171	9.5	15	0
Seymour	15	246	16.4	40t	2
Simpson	15	189	12.6	29t	1
Chandler	7	88	12.6	21	1
Calhoun	2	10	5.0	7	0
Jenkins	1	12	12.0	12	0
Watkins	1	7	7.0	7	0
Green	1	0	0.0	0	0
BILLS	128	1728	13.5	55t	14
OPP	146	1898	13.0	54	11

INTERCEPTIONS	No.	Yds	Avg	Long	TD
Greene	9	157	17.4	38	0
James	3	13	4.3	8	0
Washington	2	72	36.0	72t	1
Craig	1	55	55.0	55t	1
Krakau	1	37	37.0	37	0
Lewis	1	33	33.0	33	0
Harrison	1	24	24.0	24	0
Allen	1	16	16.0	16	0
Cheyunski	1	6	6.0	6	0
BILLS	20	413	20.7	72t	2
OPP	15	183	12.2	67t	1

PUNTING	No	Yds	Avg	Net	TB	In	Lg	B
Bateman	34	1494	43.9	—	2	8	66	0
Jones	35	1305	37.3	—	6	10	56	0
BILLS	69	2799	40.6	32.2	8	18	66	0
OPP	77	2856	37.1	—	—	—	60	0

PUNT RETURNS	Ref	FC	Yds	Avg	Long	TD
Walker	43	2	384	8.9	52	0
Cahill	10	1	62	6.2	15	0
Hayman	2	0	13	6.5	11	0
Kern	1	0	1	1.0	1	0
Greene	0	1	—	—	—	0
BILLS	56	4	460	8.2	52	0
OPP	45	0	416	9.2	48	0

KICKOFF RETURNS	No.	Yds	Avg	Long	TD
Francis	37	947	25.6	74	0
Calhoun	6	90	15.0	25	0
Cornell	3	45	15.0	20	0
Cahill	1	26	26.0	26	0
Walker	1	20	20.0	20	0
Craig	1	0	0.0	0	0
Rashad	1	0	0.0	0	0
BILLS	50	1128	22.6	74	0
OPP	58	1349	23.2	53	0

FIELD GOALS	1-19	20-29	30-39	40-49	50+
Leyboldt	0-0	8-10	6-9	5-12	0-2
BILLS	0-0	8-10	6-9	5-12	0-2
OPP	0-0	3-3	2-2	3-7	0-3

Leyboldt: (47N, 46N)(22G, 23N)(21G)(48N)  
(28G, 29N, 33G, 35N)(35G)(47G, 55N, 36N, 25G, 36G)  
(45G, 20G, 46N, 47G)(32G, 28G, 48N, 22G)(40N, 58N)  
(41G, 42G)(20G, 31G)(34N, 40N, 36G)( )  
OPPONENTS: (34G, 41G, 50N)(22G)(31G, 40G)(47N)  
(42N)( ) (42G, 28G)(47N, 46N)( ) (54N)(21G)(52N)( ) ( )

## USUAL STARTERS

### OFFENSE

WR	40	J.D. Hill
LT	78	Dave Foley
LG	67	Reggie McKenzie
C	53	Mike Montler
RG	68	Joe DeLamielleure
RT	74	Donnie Green
TE	87	Paul Seymour
WR	27	Ahmad Rashad
RB	34	Jim Braxton
RB	32	OJ Simpson
QB	12	Joe Ferguson

### DEFENSE

LE	85	Walt Patulski
LT	71	Mike Kadish
RT	73	Earl Edwards
RE	64	Dave Costa
LLB	86	Dave Washington (8)
	55	John Skorupan (6)
MLB	50	Jim Cheyunski
RLB	59	Doug Allen (8)
	56	Richard Lewis (6)
LCB	20	Robert James
RCB	28	Dwight Harrison
LS	42	Neal Craig
RS	43	Tony Greene

PASSING	Att	Cmp	Yds	Cmp%	Yds/Att	TD	TD%	Int	Int%	Long	Sack/Lost	Rating
Ferguson	232	119	1588	51.3	6.84	12	5.2	12	5.2	55t	32/235	69.0
Marangi	18	9	140	50.0	7.78	2	11.1	12	16.7	44t	1/1	73.6
Simpson	1	0	0	0.0	0.00	0	0.0	0	0.0	0	0/0	39.6
BILLS	251	128	1728	51.0	6.88	14	5.7	15	6.0	55t	33/236	67.3
OPPONENTS	311	146	1898	46.9	6.10	11	3.5	30	6.4	54	32/278	51.6



# 1975 SEASON STATISTICS

8-6 | 3RD IN AFC EAST | HEAD COACH LOU SABAN

Date	W/L Score	Opponent	Attendance
9/21	W 42-14	NY Jets	77,895
9/28	W 30-21	at Pittsburgh	49,348
10/5	W 38-14	Denver	79,864
10/12	W 38-31	at Baltimore	43,907
10/20	L 14-17	NY Giants	79,518
10/26	L 30-35	Miami	79,141
11/2	W 24-23	at NY Jets	58,343
11/9	L 35-42	Baltimore	77,320
11/17	L 24-33	at Cincinnati	56,666
11/23	W 45-31	New England	65,655
11/27	W 32-14	at St. Louis	41,899
12/7	L 21-31	at Miami	78,701
12/14	W 34-14	at New England	58,393
12/20	L 13-35	Minnesota	54,993

<b>TOTAL FIRST DOWNS</b>	318	300
Rushing	162	124
Passing	132	151
Penalty	24	25
3rd Down: Made/Att	98/197	87/190
3rd Down Pct.	49.7	45.8
4th Down: Made/Att	—	—
4th Down: Pct.	—	—

**POSSESSION AVG.** — —

<b>TOTAL NET YARDS</b>	5467	5073
Avg per Game	390.5	362.4
Total Plays	964	940
Avg per Play	5.7	5.4

<b>NET YARDS RUSHING</b>	2974	1993
Avg per Game	212.4	142.4
Total Rushes	588	480

<b>NET YARDS PASSING</b>	2493	3080
Avg per Game	178.1	220.0
Sacked/Yards Lost	22/168	30/275
Gross Yards	2661	3355
Att./Completions	354/182	431/237
Completion Pct.	51.4	55.0
Had Intercepted	19	25

**PUNTS/AVERAGE** 61/41.6 59/40.7

**NET PUNTING AVG.** 35.0 —

**PENALTIES/YARDS** 90/748 80/651

**FUMBLES/BALL LOST** 24/15 42/20

<b>TOUCHDOWNS</b>	57	47
Rushing	26	21
Passing	28	25
Returns	3	1

<b>SCORE BY PERIOD</b>	Q1	Q2	Q3	Q4	OT	PTS
BILLS	97	121	112	90	0	420
OPPONENTS	65	132	62	96	0	355

SCORING	TD	Ru	Pa	Rt	K-PAT	FG	S	Pts
Simpson	23	16	7	0	0/0	0/0	0	138
Braxton	13	9	4	0	0/0	0/0	0	78
Leyboldt	0	0	0	0	51/57	9/16	0	78
Hill	7	0	7	0	0/0	0/0	0	42
Chandler	6	0	6	0	0/0	0/0	0	36
Gant	2	0	2	0	0/0	0/0	0	12
Ferguson	1	1	0	0	0/0	0/0	0	6
Freeman	1	0	0	1	0/0	0/0	0	6
Holland	1	0	1	0	0/0	0/0	0	6
Kadish	1	0	0	1	0/0	0/0	0	6
Seymour	1	0	1	0	0/0	0/0	0	6
Toomay	1	0	1	0	0/0	0/0	0	6
BILLS	57	26	28	3	51/57	9/16	420	
OPP	47	21	25	1	46/47	9/16	355	

**SACKS:** Toomay 6.0, Edwards 5.0, Kadish 4.0, Patulski 4.0, Craft 3.0, Skorupan 3.0, Winans 2.0, Cornell 1.5, Ruud 1.0, Yeates 0.5  
BILLS: 30.0  
OPP: 22.0

RUSHING	No.	Yds	Avg	Long	TD
Simpson	329	1817	5.5	88t	16
Braxton	186	823	4.4	29	9
Ferguson	23	82	3.6	17	1
Calhoun	19	80	4.2	11	0
Marangi	7	78	11.1	30	0
Washington	9	49	5.4	9	0
Hayman	10	30	3.0	7	0
Haslerig	2	9	4.5	7	0
Chandler	2	5	2.5	5	0
Hill	1	1	1.0	1	0
BILLS	588	2974	5.1	88t	26
OPP	480	1993	4.2	56	21

RECEIVING	No.	Yds	Avg	Long	TD
Chandler	55	746	13.6	35	6
Hill	36	667	18.5	77t	7
Simpson	28	426	15.2	64t	7
Braxton	26	282	10.8	32	4
Seymour	19	268	14.1	32	1
Gant	9	107	11.9	19t	2
Holland	7	144	20.6	63	1
Washington	2	21	10.5	15	0
BILLS	182	2661	14.6	77t	28
OPP	237	3355	14.2	89t	25

INTERCEPTIONS	No.	Yds	Avg	Long	TD
Harrison	8	99	12.4	40	0
Greene	6	81	13.5	37	0
Jones	3	13	4.3	13	0
Thomas	2	74	37.0	58	0
Freeman	2	44	22.0	30t	1
Toomay	1	44	44.0	44t	1
Ford	1	19	19.0	19	0
Krakau	1	2	2.0	2	0
Skorupan	1	0	0.0	0	0
BILLS	25	376	15.0	58	2
OPP	19	262	13.8	54	0

PUNTING	No.	Yds	Avg	Net	TB	In	Lg	B
Bateman	61	2536	41.6	35.0	11	15	74	2
BILLS	61	2536	41.6	35.0	11	15	74	2
OPP	59	2399	40.7	—	—	—	71	0

PUNT RETURNS	Ref	FC	Yds	Avg	Long	TD
Hayman	25	8	216	8.6	30	0
Holland	7	5	53	7.6	13	0
Jones	1	1	9	9.0	9	0
BILLS	33	14	278	8.4	30	0
OPP	29	7	179	6.2	24	0

KICKOFF RETURNS	No.	Yds	Avg	Long	TD
Washington	35	923	26.4	59	0
Hayman	8	179	22.4	34	0
McKinney	6	151	25.2	37	0
Schnarr	4	80	20.0	27	0
Holland	4	67	16.8	25	0
Cornell	3	38	12.7	16	0
McKenzie	1	15	15.0	15	0
Ruud	1	4	4.0	4	0
BILLS	62	1457	23.5	59	0
OPP	64	1496	23.4	74	0

FIELD GOALS	1-19	20-29	30-39	40-49	50+
Leyboldt	0-1	1-1	5-6	3-7	0-1
BILLS	0-1	1-1	5-6	3-7	0-1
OPP	2-2	3-3	2-4	2-7	0-0

Leyboldt: ( ) (37G)(39G)(44G)(19N,50N)(45G,45N)(40G)( ) (28G)(28G,43N)(47N,30G,33G)( ) (31N)(42N)  
OPPONENTS: ( ) (42N)( ) (39N,19G)(40N,47N,37G)( ) (42G,41G,31G)( ) (37N,28G,18G)(42N,34G)(48N)(20G)( ) ( )

## USUAL STARTERS

OFFENSE		
WR	81	Bob Chandler
LT	78	Dave Foley
LG	67	Reggie McKenzie
C	53	Mike Montler
RG	68	Joe DeLamielleure
RT	74	Donnie Green
TE	87	Paul Seymour
WR	40	J.D. Hill
RB	34	Jim Braxton
RB	32	OJ Simpson
QB	12	Joe Ferguson

DEFENSE		
LE	85	Walt Patulski
LT	71	Mike Kadish
RT	73	Earl Edwards
RE	65	Pat Toomay
LLB	55	John Skorupan
MLB	52	Merv Krakau
RLB	30	Bo Cornell
LCB	43	Tony Greene
RCB	28	Dwight Harrison
LS	26	Ed Jones
RS	22	Steve Freeman

PASSING	Att	Cmp	Yds	Cmp%	Yds/Att	TD	TD%	Int	Int%	Long	Sack/Lost	Rating
Ferguson	321	169	2426	52.6	7.56	25	7.8	17	5.3	77t	20/153	81.4
Marangi	33	13	235	39.4	7.12	3	9.1	2	6.1	64t	2/15	69.5
BILLS	354	182	2661	51.4	7.52	28	7.9	19	5.4	77t	22/168	80.1
OPPONENTS	431	237	3355	55.0	7.78	25	5.8	25	5.8	89t	30/275	75.5



# 1976 SEASON STATISTICS

2-12 | 5TH IN AFC EAST | HEAD COACH LOU SABAN & JIM RINGO

Date	W/L Score	Opponent	Attendance
9/13	L 21-30	Miami	77,683
9/19	L 3-13	Houston	61,364
9/26	W 14-9	at Tampa Bay	44,505
10/3	W 50-17	Kansas City	51,909
10/10	L 14-17	at NY Jets	53,416
10/17	L 13-31	Baltimore	71,009
10/24	L 22-26	New England	45,144
10/31	L 14-19	NY Jets	41,285
11/7	L 10-20	at New England	61,157
11/15	L 10-17	at Dallas	51,779
11/21	L 13-34	San Diego	41,701
11/25	L 14-27	at Detroit	66,875
12/5	L 27-45	at Miami	43,475
12/12	L 20-58	at Baltimore	50,451

TOTAL FIRST DOWNS	BUF	OPP
Rushing	250	262
Passing	135	128
Penalty	102	110
3rd Down: Made/Att	13	24
3rd Down Pct.	81/216	71/187
4th Down: Made/Att	37.5	38.0
4th Down: Pct.	—	—

POSSESSION AVG.	—	—
-----------------	---	---

TOTAL NET YARDS	4404	4730
Avg per Game	314.3	337.9
Total Plays	964	898
Avg per Play	4.6	5.3

NET YARDS RUSHING	2566	2476
Avg per Game	183.3	176.9
Total Rushes	548	531

NET YARDS PASSING	1838	2254
Avg per Game	131.3	161.0
Sacked/Yards Lost	33/246	28/210
Gross Yards	2084	2462
Att./Completions	383/156	337/163
Completion Pct.	40.7	48.4
Had Intercepted	17	19

PUNTS/AVERAGE	87/42.3	72/38.5
---------------	---------	---------

NET PUNTING AVG.	28.6	32.2
------------------	------	------

PENALTIES/YARDS	91/797	92/704
-----------------	--------	--------

FUMBLES/BALL LOST	44/26	37/23
-------------------	-------	-------

TOUCHDOWNS	30	41
Rushing	11	19
Passing	16	18
Returns*	3	4

SCORE BY PERIOD	Q1	Q2	Q3	Q4	OT	PTS
BILLS	35	67	58	85	0	245
OPPONENTS	50	140	96	77	0	363

SCORING	TD	Ru	Pa	Rt	K-PAT	FG	S	Pts
Chandler	10	0	10	0	0/0	0/0	0	60
Jakowenko	0	0	0	0	21/24	12/17	0	57
Simpson	9	8	1	0	0/0	0/0	0	54
Gant	3	0	3	0	0/0	0/0	0	18
Holland	3	0	2	1	0/0	0/0	0	18
Marangi	2	2	0	0	0/0	0/0	0	12
Greene	1	0	0	1	0/0	0/0	0	6
Kinney	1	1	0	0	0/0	0/0	0	6
Moody	1	0	0	1	0/0	0/0	0	6
Ricardo	0	0	0	0	2/2	1/3	0	5
Leyboldt	0	0	0	0	3/3	0/3	0	3
BILLS	30	11	16	3	26/30	13/24	245	
OPP	41	19	18	4	39/41	26/30	363	

**SACKS:** Kadish 6.5, Williams 5.0, White 4.5, Smith 4.5, Krakau 3.0, Jilek 1.5, Jones 1.0, Nelson 1.0, Skorupan 1.0, Others 1.0  
**BILLS: 28.0**  
**OPPONENTS: 33.0**

RUSHING	No.	Yds	Avg	Long	TD
Simpson	290	1503	5.2	75t	8
Kinney	116	475	4.1	22	1
Marangi	39	230	5.9	21	2
Hooks	25	116	4.6	24	0
Ferguson	18	81	4.5	19	0
Washington	22	65	3.0	10	0
Ray	24	56	2.3	7	0
Powell	11	40	3.6	20	0
Braxton	1	0	0.0	0	0
Chandler	1	0	0.0	0	0
Edwards	1	0	0.0	0	0
BILLS	548	2566	4.7	75t	11
OPP	531	2476	4.7	59	19

RECEIVING	No.	Yds	Avg	Long	TD
Chandler	61	824	13.5	58t	10
Simpson	22	259	11.8	43	1
Seymour	16	169	10.6	22	0
Holland	15	299	19.9	58t	2
Kinney	14	78	5.6	15	0
Gant	12	263	21.9	39	3
Hooks	6	72	12.0	28	0
Washington	3	29	9.7	11	0
Ray	3	26	8.7	15	0
Edwards	2	53	26.5	46	0
Montler	1	6	6.0	6	0
Powell	1	6	6.0	6	0
BILLS	156	2084	13.4	58t	16
OPP	163	2462	15.2	53	18

INTERCEPTIONS	No.	Yds	Avg	Long	TD
Greene	5	135	27.0	101t	1
Moody	3	63	21.0	44	0
D. Jones	3	5	1.7	5	0
Jilek	2	33	16.5	28	0
Clark	2	21	10.5	21	0
Harrison	1	18	18.0	18	0
Skorupan	1	13	13.0	13	0
White	1	5	5.0	5	0
Krakau	1	0	0.0	0	0
BILLS	19	293	15.4	101t	1
OPP	17	246	14.5	40	0

PUNTING	No	Yds	Avg	g	Net	TB	In	Lg	B
Bateman	86	3678	42.7	28.6	14	17	78	1	
BILLS	87	3678	42.3	28.6	14	17	78	0	
OPP	72	2771	38.5	32.2	10	18	56	0	

PUNT RETURNS	Ret	FC	Yds	Avg	Long	TD
Moody	16	8	166	10.4	67t	1
Hooks	11	3	45	4.1	12	0
Holland	4	2	11	2.8	8	0
Gaddis	1	0	6	6.0	6	0
Word	1	0	-8	-8.0	-8	0
BILLS	33	120	6.7	67t	1	
OPP	46	2	378	19.1	89t	2

KICKOFF RETURNS	No.	Yds	Avg	Long	TD
Moody	26	605	23.3	41	0
Hooks	23	521	22.7	79	0
Powell	4	101	25.3	26	0
Holmes	4	90	22.5	26	0
Holland	4	62	15.5	19	0
Ruud	6	68	11.3	18	0
Washington	3	63	21.0	27	0
Word	2	36	18.0	19	0
Cornell	2	32	16.0	18	0
Gaddis	1	16	16.0	16	0
BILLS	75	1594	21.3	79	0
OPP	48	1204	25.1	74	0

FIELD GOALS	1-19	20-29	30-39	40-49	50+
-------------	------	-------	-------	-------	-----

Jakowenko	0-0	4-4	4-6	4-7	0-0
Ricardo	0-0	1-3	0-0	0-0	0-1
Leyboldt	0-0	0-0	0-3	0-0	0-0
BILLS	0-0	5-7	4-9	4-7	0-1
OPP	1-1	9-9	10-12	4-6	2-2

Jakowenko: (30G)(38N)(32G,44G)(46G,34N)  
(1)(31G)(44N,22G)(29G,42G)(41N,42N)(28G,49G)  
(28G)(24G)  
Ricardo: (1)(50N,27G,27N,20N)  
Leyboldt: (31N,39N,37N)  
OPPONENTS: (25G,30G,20G)(54G,44N,28G)  
(33G,24G,36N,19G)(33G)(37)(21G)(44G,32G)  
(20G,35G)(46G,33G)(31N,43N)(35G,45G)  
(22G,35G)(53G)(24G)(22G,36G)

## USUAL STARTERS

### OFFENSE

WR	80	John Holland (7)
	88	Reuben Gant (6)
LT	78	Dave Foley
LG	67	Reggie McKenzie
C	53	Mike Montler
RG	68	Joe DeLamilleure
RT	74	Donnie Green
TE	87	Paul Seymour
WR	81	Bob Chandler
FB	36	Jeff Kinney
RB	32	OJ Simpson
QB	12	Joe Ferguson (7)
	17	Gary Marangi (7)

### DEFENSE

LE	69	Ken Jones (7)
	77	Ben Williams (6)
LT	71	Mike Kadish
RT	79	Marty Smith
RE	83	Sherman White
LLB	55	John Skorupan
MLB	52	Merv Krakau
RLB	51	Dan Jilek
LCB	29	Mario Clark
RCB	28	Dwight Harrison
LS	24	Doug Jones
RS	43	Tony Greene

PASSING	Att	Cmp	Yds	Cmp%	Yds/Att	TD	TD%	Int	Int%	Long	Sack/Lost	Rating
Ferguson	151	74	1086	49.0	7.19	9	6.0	1	0.7	58t	11/80	90.0
Marangi	232	82	998	35.3	4.30	7	3.0	16	6.9	39	22/166	30.7
BILLS	383	156	2084	40.7	5.17	16	4.2	17	4.4	58t	33/246	54.0
OPPONENTS	337	163	2475	48.4	7.34	18	5.3	19	5.6	53	28/210	67.3



# 1977 SEASON STATISTICS

3-11 | T-4TH IN AFC EAST | HEAD COACH JIM RINGO

Date	W/L	Score	Opponent	Attendance
9/18	L	0-13	Miami	76,097
9/25	L	6-26	at Denver	74,897
10/2	L	14-17	at Baltimore	49,247
10/9	L	19-24	NY Jets	32,046
10/16	W	3-0	Atlanta	27,348
10/23	L	16-27	Cleveland	60,905
10/30	L	17-56	at Seattle	61,180
11/6	W	24-14	at New England	60,263
11/13	L	13-31	Baltimore	39,444
11/20	L	7-20	New England	27,598
11/28	L	13-34	at Oakland	51,558
12/4	L	0-10	Washington	22,975
12/11	W	14-10	at NY Jets	31,929
12/17	L	14-31	at Miami	39,626

<b>TOTAL FIRST DOWNS</b>	246	260
Rushing	93	134
Passing	141	98
Penalty	12	28
3rd Down: Made/Att	75/197	87/177
3rd Down Pct.	38.1	44.2
4th Down: Made/Att	—	—
4th Down: Pct.	—	—

**POSSESSION AVG.** — —

<b>TOTAL NET YARDS</b>	4391	4453
Avg per Game	313.6	318.1
Total Plays	944	922
Avg per Play	4.7	4.8

<b>NET YARDS RUSHING</b>	1861	2405
Avg per Game	132.9	171.8
Total Rushes	450	589

<b>NET YARDS PASSING</b>	2530	2048
Avg per Game	180.7	146.3
Sacked/Yards Lost	36/273	17/165
Gross Yards	2803	2213
Att./Completions	458/221	316/155
Completion Pct.	48.3	49.1
Had Intercepted	24	21

**PUNTS/AVERAGE** 83/38.9 73/36.2

**NET PUNTING AVG.** 29.2 28.3

**PENALTIES/YARDS** 87/866 71/638

**FUMBLES/BALL LOST** 36/20 21/12

<b>TOUCHDOWNS</b>	19	39
Rushing	3	21
Passing	12	17
Returns	4	1

<b>SCORE BY PERIOD</b>	Q1	Q2	Q3	Q4	OT	PTS
BILLS	41	39	33	47	0	160
OPPONENTS	57	113	81	62	0	313

SCORING	TD	Ru	Pa	Rt	K-PAT	FG	S	Pts
Long	0	0	0	13	14	7	11	0
Chandler	4	0	4	0	0	0	0	24
Kimbrough	3	0	2	1	0	0	0	18
Braxton	2	1	1	0	0	0	0	12
Ferguson	2	2	0	0	0	0	0	12
Gant	2	0	2	0	0	0	0	12
Piccone	2	0	2	0	0	0	0	12
O'Donoghue	0	0	0	0	4	5	2	10
Brown	1	0	1	0	0	0	0	6
Cornell	1	0	0	1	0	0	0	6
D. Jones	1	0	0	1	0	0	0	6
Moody	1	0	0	1	0	0	0	6
Greene	0	0	0	0	0	0	1	2
BILLS	19	3	12	4	17	19	9	1160
OPP	39	21	17	1	37	39	14	21

**SACKS:** White 4.0, Kadish 3.5, Williams 3.5, Jilek 1.0, S. Nelson 1.0, Jones 1.0, Dokes 1.0, Krakau 1.0, Team 1.0  
**BILLS:** 17.0  
**OPPONENTS:** 36.0

RUSHING	No.	Yds	Avg	Long	TD
Simpson	126	557	4.4	39	0
Hooks	128	497	3.9	66	0
Braxton	113	372	3.3	12	1
Ferguson	41	279	6.8	41	2
Collier	31	116	3.7	15	0
Brown	8	34	4.3	9	0
Piccone	1	6	6.0	6	0
Bateman	1	0	0.0	0	0
Frankowiak	1	0	0.0	0	0
BILLS	450	1861	4.1	66	3
OPP	589	2405	4.1	60+	21

RECEIVING	No.	Yds	Avg	Long	TD
Chandler	60	745	12.4	31	4
Braxton	43	461	10.7	27	1
Gant	41	646	15.8	39	2
Piccone	17	240	14.1	25	2
Hooks	16	195	12.2	33	0
Simpson	16	138	8.6	18	0
Kimbrough	10	207	20.7	42	2
Holland	8	107	13.4	27	0
Brown	5	20	4.0	12+	1
Collier	3	23	7.7	11	0
Seymour	2	21	10.5	11	0
BILLS	221	2803	12.7	42	12
OPP	155	2213	14.3	67	17

INTERCEPTIONS	No.	Yds	Avg	Long	TD
Greene	9	144	16.0	47	0
Clark	7	151	21.6	43	0
D. Jones	2	30	15.0	24+	1
Harrison	2	0	0.0	0	0
Freeman	1	4	4.0	4	0
BILLS	21	329	15.7	47	1
OPP	24	326	13.6	49	0

PUNTING	No.	Yds	Avg	Net	TB	In	Lg	B
Bateman	81	3229	39.9	29.2	10	14	75	2
BILLS	83	3229	38.9	29.2	10	14	75	2
OPP	73	2646	36.2	28.3	10	16	61	—

PUNT RETURNS	Ret	FC	Yds	Avg	Long	TD
Moody	15	6	196	13.1	91+	1
Kimbrough	16	1	184	11.5	73+	1
Willis	1	1	0	0.0	0	0
Piccone	0	1	0	—	0	0
BILLS	32	9	380	11.9	91+	2
OPP	42	3	604	14.4	53	0

KICKOFF RETURNS	No.	Yds	Avg	Long	TD
Kimbrough	15	346	23.1	27	0
Moody	30	636	21.2	45	0
Piccone	4	89	22.3	26	0
Collier	4	55	13.8	19	0
Brown	3	66	22.0	34	0
Romes	1	18	18.0	18	0
B. Nelson	1	10	10.0	10	0
Dunston	1	9	9.0	9	0
Frankowiak	1	9	9.0	9	0
BILLS	60	1238	20.6	45	0
OPP	40	814	19.9	93+	1

FIELD GOALS	1-19	20-29	30-39	40-49	50+
Long	0-0	2-2	2-3	3-6	0-0
O'Donoghue	0-0	1-2	1-2	0-1	0-1
BILLS	0-0	3-4	3-5	3-7	0-1
OPP	1-1	5-5	3-5	5-10	0-0

O'Donoghue: (50N,41N)( ) ( ) (38N,24G)(30G,27N)  
Long: (41G)(25G)(30G)(45N,42N,26G,45G)  
( ) (33G,40G)(45N,37N)( ) ( )  
OPPONENTS: (32G,37G)(48G,26G)(45G,44N)  
(45G)(44N)(41G,27G,29N)( ) ( ) (22G,30N)  
(33G,44N,25G)(46N)(37N,19G)(25G)(48G)

## USUAL STARTERS

### OFFENSE

WR	89	Lou Piccone
LT	78	Dave Foley
LG	67	Reggie McKenzie
C	61	Willie Parker
RG	68	Joe DeLamielleure
RT	70	Joe Devlin
TE	87	Paul Seymour
WR	81	Bob Chandler
RB	34	Jim Braxton
RB	25	Roland Hooks (7)
	32	OJ Simpson (7)
QB	12	Joe Ferguson

### DEFENSE

LE	77	Ben Williams
LT	71	Mike Kadish
RE	76	Bill Dunston
RT	83	Sherman White
LLB	59	Shane Nelson
MLB	52	Merv Krakau
RLB	51	Dan Jilek
LCB	29	Mario Clark
RCB	28	Dwight Harrison
FS	43	Tony Greene
SS	24	Doug Jones

PASSING	Att	Cmp	Yds	Cmp%	Yds/Att	TD	TD%	Int	Int%	Long	Sack/Lost	Rating
Ferguson	457	221	2803	48.4	6.13	12	2.6	24	5.3	42	36/273	54.6
Simpson	1	0	0	0.0	0.00	0	0.0	0	0.0	0	0/0	39.6
BILLS	458	221	2803	48.3	6.13	12	2.6	24	5.2	42	36/273	54.8
OPPONENTS	316	155	2213	49.1	7.00	17	5.4	21	6.6	67	17/165	62.7



# 1978 SEASON STATISTICS

5-11 | T-4TH IN AFC EAST | HEAD COACH CHUCK KNOX

Date	W/L Score	Opponent	Attendance
9/3	L 17-28	Pittsburgh	64,147
9/10	L 20-21	NY Jets	40,985
9/17	L 24-31	at Miami	48,373
9/24	W 24-17	Baltimore	55,270
10/1	W 28-13	Kansas City	47,310
10/8	L 14-45	at NY Jets	44,545
10/15	L 10-17	at Houston	47,727
10/22	W 5-0	Cincinnati	47,754
10/29	L 20-41	at Cleveland	51,409
11/5	L 10-14	New England	44,897
11/12	L 24-25	Miami	48,623
11/19	L 10-31	at Tampa Bay	41,383
11/26	W 41-17	NY Giants	28,496
12/3	L 10-14	at Kansas City	25,781
12/10	L 24-26	at New England	59,598
12/17	W 21-14	at Baltimore	25,415

	BUF	OPP
<b>TOTAL FIRST DOWNS</b>	274	305
Rushing	132	171
Passing	113	104
Penalty	29	30
3rd Down: Made/Att	88/213	98/209
3rd Down Pct.	41.3	46.9
4th Down: Made/Att	—	—
4th Down: Pct.	—	—

**POSSESSION AVG.** — —

<b>TOTAL NET YARDS</b>	4630	5188
Avg per Game	289.4	324.3
Total Plays	974	1016
Avg per Play	4.8	5.1

<b>NET YARDS RUSHING</b>	2381	3228
Avg per Game	148.8	201.8
Total Rushes	556	677

<b>NET YARDS PASSING</b>	2249	1960
Avg per Game	140.6	122.5
Sacked/Yards Lost	30/254	22/196
Gross Yards	2503	2156
Att./Completions	388/203	317/167
Completion Pct.	52.3	52.7
Had Intercepted	17	14

**PUNTS/AVERAGE** 89/37.9 71/36.5

**NET PUNTING AVG.** 30.9 30.3

**PENALTIES/YARDS** 120/1103 98/939

**FUMBLES/BALL LOST** 34/17 27/16

<b>TOUCHDOWNS</b>	39	46
Rushing	15	23
Passing	21	20
Returns	3	3

SCORE BY PERIOD	Q1	Q2	Q3	Q4	OT	PTS
BILLS	41	96	43	122	0	302
OPPONENTS	69	118	89	78	0	354

SCORING	TD	Ru	Pa	Rt	K-PAT	FG	S	Pts
Dempsey	0	0	0	0	36/39	10/13	0	66
Lewis	7	0	0	0	0/0	0/0	0	42
Miller	7	7	0	0	0/0	0/0	0	42
Brown	5	4	0	1	0/0	0/0	1	32
Chandler	5	0	5	0	0/0	0/0	0	30
Gant	5	0	5	0	0/0	0/0	0	30
Hooks	3	2	1	0	0/0	0/0	0	18
D. Johnson	2	2	0	0	0/0	0/0	0	12
Piccone	2	0	2	0	0/0	0/0	0	12
Moody	1	0	0	1	0/0	0/0	0	6
Romes	1	0	0	1	0/0	0/0	0	6
Walton	1	0	1	0	0/0	0/0	0	6
BILLS	39	15	21	3	36/39	10/13	1	302
OPP	46	23	20	3	43/46	11/21	1	354

**SACKS:** Hardison 5.0, Sanford 5.0, White 4.0,  
Dokes 3.0, Williams 3.0, Graham 2.0  
**BILLS:** 22.0  
**OPPONENTS:** 30.0

RUSHING	No.	Yds	Avg	Long	TD
Miller	238	1060	4.5	60t	7
Brown	128	591	4.6	58t	4
Hooks	76	358	4.7	66	2
D. Johnson	55	222	4.0	30	2
Ferguson	27	76	2.8	12	0
Braxton	30	73	2.4	5	0
Gant	1	14	14.0	14	0
Jackson	1	-13	-13.0	-13	0
BILLS	556	2381	4.3	66	15
OPP	677	3228	4.8	71	23

RECEIVING	No.	Yds	Avg	Long	TD
Chandler	44	581	13.2	44	5
Lewis	41	735	17.9	92t	7
Gant	34	408	12.0	25	5
Miller	22	246	11.2	52	0
Brown	18	130	7.2	31	0
Hooks	15	110	7.3	21	1
D. Johnson	10	83	8.3	28	0
Piccone	7	71	10.1	15	2
Braxton	5	38	7.6	12	0
Walton	4	66	16.5	32t	1
Willis	2	41	20.5	23	0
Ferguson	1	-6	-6.0	-6	0
BILLS	203	2503	12.3	92t	21
OPP	167	2156	12.9	52	20

INTERCEPTIONS	No.	Yds	Avg	Long	TD
Clark	5	29	5.8	29	0
Nelson	3	69	23.0	40	0
Greene	3	56	18.7	29	0
Romes	2	95	47.5	85t	1
Sanford	1	41	41.0	41	0
BILLS	14	290	20.7	85t	1
OPP	17	219	12.9	40	1

PUNTING	No	Yds	Avg	Net	TB	In	Lg	B
Jackson	87	3373	38.8	30.9	9	19	70	2
BILLS	89	3373	37.9	30.9	9	19	70	2
OPP	71	2588	36.5	30.3	3	17	65	1

PUNT RETURNS	Ret	FC	Yds	Avg	Long	TD
Moody	19	5	240	12.6	82t	1
Piccone	14	4	88	6.3	13	0
Levenseller	3	0	35	11.7	15	0
Hooks	3	0	12	4.0	11	0
Brown	1	0	0	0.0	0	0
BILLS	40	9	375	9.4	82t	1
OPP	48	8	442	9.2	82t	1

KICKOFF RETURNS	No.	Yds	Avg	Long	TD
Brown	17	428	25.2	102t	1
Moody	18	371	20.6	35	0
D. Johnson	10	204	20.4	41	0
Hooks	7	124	17.7	25	0
Frankowiak	5	60	12.0	19	0
Powell	3	53	17.7	25	0
Piccone	3	51	17.0	26	0
Miller	1	17	17.0	17	0
Hutchinson	1	8	8.0	8	0
Willis	1	0	0.0	0	0
BILLS	66	1316	19.9	102t	1
OPPONENTS	58	1182	20.4	46	0

**FIELD GOALS** 1-19 20-29 30-39 40-49 50+  
Dempsey 0-0 5-5 4-5 1-3 0-0  
BILLS 0-0 5-5 4-5 1-3 0-0  
OPPONENTS 0-0 6-9 1-5 4-7 0-0

Dempsey: (32G)( ) (46G)(41N,21G)( ) (33G)  
(43N,20G)( ) (21G)(33G)(37G)(22G)(26G)( )  
OPPONENTS: (49N)( ) (49G)(21G)(42G,27G,36N)  
(38G)(23N,43G)( ) ( ) (48N)(47G,24G)(28G,38N)  
(27G)(21B,35N,23B)(42N,21G)(36N)

## USUAL STARTERS

### OFFENSE

WR	82	Frank Lewis
LT	72/73	Ken Jones
LG	67	Reggie McKenzie
C	61	Willie Parker
RG	68	Joe DeLamielleure
RT	70	Joe Devlin
TE	88	Reuben Gant
WR	81	Bob Chandler
FB	47	Curtis Brown
RB	40	Terry Miller
QB	12	Joe Ferguson

### DEFENSE

LE	77	Ben Williams
LT	74	Dee Hardison
RT	85	Phil Dokes
RE	83	Sherman White
LLB	59	Shane Nelson
MLB	54/58	Randy McClanahan
RLB	57	Lucius Sanford
LCB	29	Mario Clark
RCB	26	Charles Romes
FS	43	Tony Greene

PASSING	Att	Cmp	Yds	Cmp%	Yds/Att	TD	TD%	Int	Int%	Long	Sack/Lost	Rating
Ferguson	330	175	2136	65.2	6.47	16	4.8	15	4.5	92t	29/243	70.5
Munson	43	24	328	55.8	7.62	4	9.3	2	4.7	43	0/0	91.8
Mays	15	4	39	26.7	2.60	1	6.7	0	0.0	19	1/11	61.9
BILLS	388	203	2503	52.3	6.45	21	5.4	17	4.4	92t	30/254	72.2
OPPONENTS	317	167	2156	52.7	6.80	20	6.3	14	4.4	52	22/196	77.0



# 1979 SEASON STATISTICS

7-9 | 4TH IN AFC EAST | HEAD COACH CHUCK KNOX

Date	W/L Score	Opponent	Attendance
9/2	L 7-9	Miami	69,441
9/9	W 51-24	Cincinnati	43,504
9/16	L 19-27	at San Diego	50,709
9/23	W 46-31	NY Jets	68,731
9/30	W 31-13	at Baltimore	31,904
10/7	L 0-7	Chicago	73,383
10/14	L 7-17	at Miami	45,597
10/21	L 13-14	Baltimore	50,581
10/28	W 20-17	at Detroit	61,911
11/4	L 6-26	New England	67,935
11/11	W 14-12	at NY Jets	50,647
11/18	W 19-12	Green Bay	39,679
11/25	W 16-13 (OT)	at New England	60,991
12/2	L 16-19	Denver	37,886
12/9	L 3-10	at Minnesota	42,339
12/16	L 0-28	at Pittsburgh	48,002

## TOTAL FIRST DOWNS

	BUF	OPP
Rushing	83	137
Passing	147	117
Penalty	22	19
3rd Down: Made/Att	93/224	98/233
3rd Down Pct.	41.5	42.1
4th Down: Made/Att	—	—
4th Down: Pct.	—	—

## POSSESSION AVG.

	BUF	OPP
TOTAL NET YARDS	4837	5011
Avg per Game	302.3	313.2
Total Plays	982	1022
Avg per Play	4.9	4.9

## NET YARDS RUSHING

	BUF	OPP
Avg per Game	101.3	155.1
Total Rushes	474	617

## NET YARDS PASSING

	BUF	OPP
Avg per Game	201.0	158.1
Sacked/Yards Lost	43/387	23/183
Gross Yards	3603	2713
Att./Completions	465/241	382/193
Completion Pct.	51.8	50.5
Had Intercepted	15	24

## PUNTS/AVERAGE

	BUF	OPP
PUNTS/AVERAGE	96/38.2	92/38.2

## NET PUNTING AVG.

	BUF	OPP
NET PUNTING AVG.	30.2	31.2

## PENALTIES/YARDS

	BUF	OPP
PENALTIES/YARDS	104/887	106/788

## FUMBLES/BALL LOST

	BUF	OPP
FUMBLES/BALL LOST	32/19	31/17

## TOUCHDOWNS

	BUF	OPP
TOUCHDOWNS	30	34
Rushing	11	18
Passing	14	14
Returns**	5	2

## SCORE BY PERIOD

	Q1	Q2	Q3	Q4	OT	PTS
BILLS	21	73	95	76	3	268
OPPONENTS	54	91	50	84	0	279

SCORING	TD	Ru	Pa	Rt	K-PAT	FG	S	Pts
Mike-Mayer	0	0	0	0	17/18	20/29	0	77
Hooks	6	6	0	0	0/0	0/0	0	36
Brown	4	1	3	0	0/0	0/0	0	24
Butler	4	0	4	0	0/0	0/0	0	24
Collier	2	2	0	0	0/0	0/0	0	12
Gant	2	0	2	0	0/0	0/0	0	12
Lewis	2	0	2	0	0/0	0/0	0	12
Piccone	2	0	2	0	0/0	0/0	0	12
Dempsey	0	0	0	8/11	1/4	0/1	0	11
Ferguson	1	1	0	0	0/0	0/0	0	6
Freeman	1	0	0	1	0/0	0/0	0	6
Miller	1	1	0	0	0/0	0/0	0	6
Robertson	1	0	0	1	0/0	0/0	0	6
Romes	1	0	0	1	0/0	0/0	0	6
Sanford	1	0	0	1	0/0	0/0	0	6
Shipp	1	0	1	0	0/0	0/0	0	6
Smerlas	1	0	0	1	0/0	0/0	0	6
BILLS	30	11	14	5	25/30	21/33	268	
OPP	34	18	14	2	27/34	16/31	279	

## SACKS: White 5.5, Hardison 4.5, Kadish 3.0,

Nelson 3.0, Hutchinson 2.0, Smerlas 2.0,

Hoslett 1.0, Robertson 1.0, Williams 1.0

BILLS: 23.0

OPPONENTS: 43.0

RUSHING	No.	Yds	Avg	Long	TD
Brown	172	574	3.3	25	1
Miller	139	484	3.5	75	1
Hooks	89	320	3.6	32t	6
Collier	34	130	3.8	22	2
Ferguson	22	68	3.1	15	1
Powell	10	29	2.9	9	0
Butler	2	13	6.5	12	0
D. Johnson	3	5	1.7	2	0
Mike-Mayer	1	4	4.0	4	0
Lewis	2	-6	-3.0	-1	0
BILLS	474	1621	3.4	75	11
OPP	617	2481	4.0	55t	18

RECEIVING	No.	Yds	Avg	Long	TD
Lewis	54	1082	20.0	55	2
Butler	48	834	17.4	75t	4
Brown	39	401	10.3	84t	3
Piccone	33	556	16.8	49	2
Hooks	26	254	9.8	42	0
Gant	19	245	12.9	22	2
Miller	10	111	11.1	52	0
Collier	7	43	6.1	19	0
Shipp	3	43	14.3	27	1
Fulton	2	34	17.0	18	0
BILLS	241	3603	15.0	84t	14
OPP	193	2713	14.1	73t	14

INTERCEPTIONS	No.	Yds	Avg	Long	TD
Nixon	6	81	13.5	43	0
Clark	5	95	19.0	36	0
Freeman	3	62	20.7	50t	1
Sanford	2	44	22.0	25	0
Robertson	2	29	14.5	23t	1
Hoslett	2	15	7.5	11	0
D. Greene	1	21	21.0	21	0
Nelson	1	13	13.0	13	0
T. Greene	1	10	10.0	10	0
Romes	1	0	0.0	0	0
BILLS	24	370	15.4	50t	2
OPP	15	161	10.7	30	0

PUNTING	No.	Yds	Avg	Net	TB	In	Lg	B
Jackson	96	3671	38.2	30.2	11	14	60	0
BILLS	96	3671	38.2	30.2	11	14	60	0
OPP	92	3512	38.2	31.2	16	20	62	1

PUNT RETURNS	Ret	FC	Yds	Avg	Long	TD
Moody	38	10	318	8.4	32	0
Piccone	0	1	0	—	0	0
BILLS	38	11	318	8.4	32	0
OPP	61	9	555	9.1	86t	1

KICKOFF RETURNS	No.	Yds	Avg	Long	TD
Moody	27	556	20.6	35	0
Miller	8	160	20.0	24	0
Collier	7	129	18.4	27	0
Powell	6	97	16.2	22	0
Willis	4	92	23.0	33	0
Brown	3	42	14.0	22	0
Piccone	3	41	13.7	17	0
Keating	1	14	14.0	14	0
BILLS	59	1131	19.2	35	0
OPP	54	1142	21.1	51	0

## FIELD GOALS 1-19 20-29 30-39 40-49 50+

	1-19	20-29	30-39	40-49	50+
Mike-Mayer	0-0	8-8	8-10	4-11	0-0
Dempsey	1-1	0-0	0-2	0-1	0-0
BILLS	1-1	8-8	8-12	4-12	0-0
OPP	0-0	5-8	9-14	2-8	0-1

Dempsey: (47N,34N)(18G,36N)( )  
Mike-Mayer: (23G,29G)(41G)( ) ( ) (44N,40G,  
37G)(23G,42G)(39G,40G,37N,49N,40N)(  
)(41N,37G,34G,31G,32G)(29G,26G,29G)(41N,  
28G,32G,34G)(43N,24G)(36B,46N)  
OPPONENTS: (34B,34G,37N)(24G)( ) (30G,37N)  
(26G,47N,33G)(28N,44N)(29G,34B)( ) (40G,44B)  
(48N,49N,33G,37G)( ) (25G,32G)(47G,40B,32G)  
(22N,23G,28N,32G)(31G)(52B,38N)

## USUAL STARTERS

OFFENSE		
WR	80	Jerry Butler
LT	72	Ken Jones
LG	67	Reggie McKenzie
C	61	Willie Parker
RG	68	Joe DeLamielleure
RT	70	Joe Devlin
TE	88	Reuben Gant
WR	82	Frank Lewis
FB	47	Curtis Brown
RB	40	Terry Miller
QB	12	Joe Ferguson

DEFENSE		
LE	77	Ben Williams
NT	71	Mike Kadish
RE	83	Sherman White
OLB	58	Isiah Robertson
ILB	55	Jim Haslett
ILB	59	Shane Nelson
OLB	57	Lucius Sanford
LCB	29	Mario Clark
RCB	26	Charles Romes
FS	43	Tony Greene
SS	22	Steve Freeman

PASSING	Att	Cmp	Yds	Cmp%	Yds/Att	TD	TD%	Int	Int%	Long	Sack/Lost	Rating
Ferguson	458	238	3572	52.0	7.80	14	3.1	15	3.3	84t	43/387	74.5
Munson	7	3	31	42.9	4.42	0	0.0	0	0.0	0	0/0	56.3
BILLS	465	241	3603	51.8	7.75	14	3.0	15	3.2	84t	43/387	74.5
OPPONENTS	382	193	2713	50.5	7.10	14	3.7	24	6.3	73t	23/183	59.8



# 1980 SEASON STATISTICS

11-5 | 1ST IN AFC EAST | HEAD COACH CHUCK KNOX

Date	W/L Score	Opponent	Attendance
9/7	W 17-7	Miami	79,598
9/14	W 20-10	NY Jets	65,315
9/21	W 35-26	at New Orleans	51,154
9/28	W 24-7	Oakland	77,259
10/5	W 26-24	at San Diego	51,982
10/12	L 12-17	Baltimore	73,634
10/19	L 14-17	at Miami	41,636
10/26	W 31-13	New England	75,092
11/2	L 14-30	Atlanta	57,959
11/9	W 31-24	at NY Jets	45,677
11/16	W 14-0	at Cincinnati	40,836
11/23	W 28-13	Pittsburgh	79,659
11/30	L 24-28	at Baltimore	36,184
12/7	W 10-7(OT)	Los Angeles	77,133
12/14	L 2-24	at New England	58,324
12/21	W 18-13	at San Francisco	37,476

## AFC DIVISIONAL PLAYOFF

1/3	L 14-20	at San Diego	52,028
-----	---------	--------------	--------

## TOTAL FIRST DOWNS

Rushing	317	251
Passing	134	109
Penalty	157	120
3rd Down: Made/Att	26	22
3rd Down Pct.	127/240	91/217
4th Down: Made/Att	52.9	41.9
4th Down: Pct.	—	—

## POSSESSION AVG.

TOTAL NET YARDS	4972	4101
Avg per Game	310.8	256.3
Total Plays	1084	952
Avg per Play	4.6	4.3

## NET YARDS RUSHING

Avg per Game	2222	1819
Total Rushes	138.9	113.7
	603	486

## NET YARDS PASSING

Avg per Game	2750	2282
Sacked/Yards Lost	171.9	142.6
Gross Yards	20/186	33/279
Att./Completions	2936	2561
Completion Pct.	461/262	433/240
Had Intercepted	56.8	55.4
	19	24

## PUNTS/AVERAGE

	74/38.2	82/39.3
--	---------	---------

## NET PUNTING AVG.

	31.1	34.2
--	------	------

## PENALTIES/YARDS

	90/731	97/805
--	--------	--------

## FUMBLES/BALL LOST

	36/22	37/20
--	-------	-------

## TOUCHDOWNS

Rushing	40	31
Passing	17	14
Returns**	20	15
	3	2

## SCORE BY PERIOD

	Q1	Q2	Q3	Q4	OT	PTS
BILLS	54	104	55	104	3	320
OPP	50	87	72	51	0	260

SCORING	TD	Ru	Pa	Rt	K-PAT	FG	S	Pts
Mike-Mayer	0	0	0	0	37/39	13/23	0	76
Cribbs	12	11	1	0	0/0	0/0	0	72
Butler	6	0	6	0	0/0	0/0	0	36
Lewis	6	0	6	0	0/0	0/0	0	36
Brammer	4	0	4	0	0/0	0/0	0	24
Brown	3	3	0	0	0/0	0/0	0	18
Leaks	3	2	1	0	0/0	0/0	0	18
Freeman	1	0	0	1	0/0	0/0	0	6
Gant	1	0	1	0	0/0	0/0	0	6
Hooks	1	1	0	0	0/0	0/0	0	6
Jessie	1	0	1	0	0/0	0/0	0	6
Nixon	1	0	0	1	0/0	0/0	0	6
Sanford	1	0	0	1	0/0	0/0	0	6
Johnson	0	0	0	0	0/0	0/0	1	2
Simpson	0	0	0	0	0/0	0/0	1	2
BILLS	40	17	20	3	37/40	13/23	2	320
OPP	31	14	15	2	29/31	15/20	2	260

**SACKS:** Williams 12.0, Smerlas 6.5, White 5.0, Sanford 3.0, Haslett 2.0, Robertson 1.5, Kadish 1.0, Nelson 1.0, Clark 1.0  
BILLS: 33.0

OPPONENTS: 20.0

## RUSHING

Cribbs	306	1185	3.9	48	11
Brown	153	559	3.7	34	3
Leaks	67	219	3.3	15	2
Hooks	25	118	4.7	25	1
Ferguson	31	65	2.1	15	0
Miller	12	35	2.9	6	0
Manucci	3	29	9.7	17	0
Butler	1	18	18.0	18	0
Brammer	1	8	8.0	8	0
Humm	1	5	5.0	5	0
Jessie	1	-9	-9.0	-9	0
Cater	2	-10	-5.0	-1	0
BILLS	603	2222	3.7	48	17
OPP	486	1819	3.7	47	14

## RECEIVING

Butler	57	832	14.6	69	6
Cribbs	52	415	8.0	21	1
Lewis	40	648	16.2	31	6
Brown	27	137	5.1	20	0
Brammer	26	283	10.9	36	4
Hooks	23	179	7.8	26	0
Gant	12	181	15.1	48	1
Leaks	8	57	7.1	18	1
Piccone	7	82	11.7	16	0
Jessie	4	56	14.0	20	1
Ferguson	3	41	13.7	19	0
Miller	3	25	8.3	15	0
BILLS	262	2936	11.2	69	20
OPP	240	2561	10.7	56	15

## INTERCEPTIONS

Freeman	7	107	15.3	47	1
Nixon	5	81	16.2	50	1
Simpson	4	36	9.0	14	0
Romes	2	41	20.5	30	0
Robertson	2	39	19.5	39	0
Haslett	2	30	15.0	17	0
Clark	1	0	0.0	0	0
White	1	0	0.0	0	0
BILLS	24	334	13.9	50	2
OPP	19	193	10.2	48	1

PUNTING	No	Yds	Avg	Net	TB	In	Log	B
Cater	73	2828	38.7	31.1	16	12	61	1
BILLS	74	2828	38.2	31.1	16	12	61	1
OPP	82	3226	39.3	34.2	8	21	61	1

## PUNT RETURNS

Cribbs	29	7	154	5.3	16	0
Hooks	8	2	90	11.3	17	0
Piccone	2	3	15	7.5	8	0
BILLS	39	12	259	6.6	17	0
OPP	34	6	204	6.0	21	0

## KICKOFF RETURNS

Miller	16	303	18.9	43	0
Brown	10	181	18.1	25	0
Owens	8	157	19.6	29	0
Hooks	7	109	15.6	35	0
Keating	3	38	12.7	16	0
Cribbs	2	39	19.5	20	0
Vogler	1	0	0.0	0	0
BILLS	47	827	17.6	43	0
OPP	52	1051	20.2	44	0

## FIELD GOALS

Mike-Mayer	0-0	4-4	4-9	5-9	0-1
BILLS	0-0	4-4	4-9	5-9	0-1
OPP	0-0	5-5	3-6	6-8	1-1

Mike-Mayer: (40G)(47G,38G,47N)(51B)(30G)(48G,29G)(49G,20G)( ) (23G,39N)(37B)(30G,44N)(49N)( ) (35N,40G,47B)(38N,38N,30G)( ) (25G) OPPONENTS: ( ) (44G)(45G,47G)( ) (29G,30N)(21G,35N,49N)(23G)(41G,32G)(28G,50G,44G)(33G)( ) (36G,42G)( ) (39N)(40N,27G)( )

## USUAL STARTERS

### OFFENSE

WR	80	Jerry Butler
LT	72	Ken Jones
LG	67	Reggie McKenzie
C	53	Will Grant
RG	69	Conrad Dobler
RT	70	Joe Devlin
TE	88	Reuben Gant
WR	82	Frank Lewis
FB	47	Curtis Brown
RB	20	Joe Cribbs
QB	12	Joe Ferguson

### DEFENSE

LE	77	Ben Williams
NT	76	Fred Smerlas
RE	83	Sherman White
OLB	57	Lucius Sanford
ILB	55	Jim Haslett
ILB	59	Shane Nelson
OLB	58	Isiah Robertson
LCB	29	Mario Clark
RCB	26	Charles Romes
FS	45	Bill Simpson
SS	22	Steve Freeman

## PASSING

	Att	Cmp	Yds	Cmp%	Yds/Att	TD	TD%	Int	Int%	Long	Sack/Lost	Rating
Ferguson	439	251	2805	57.2	6.39	20	4.6	18	4.1	69	13/129	74.6
Humm	14	4	39	28.6	2.79	0	0.0	1	7.1	19	2/9	10.0
Cater	1	1	15	100.0	15.00	0	0.0	0	0.0	15	0/0	118.8
Cribbs	1	1	13	100.0	13.00	0	0.0	0	0.0	13	0/0	118.8
Manucci	6	5	64	83.3	10.67	0	0.0	0	0.0	22	5/48	111.0
BILLS	461	262	2936	56.8	6.37	20	4.3	19	4.1	69	20/186	73.2
OPPONENTS	433	240	2561	55.4	5.91	15	3.5	24	5.5	56	33/279	61.6



# 1981 SEASON STATISTICS

10-6 | 3RD IN AFC EAST | HEAD COACH CHUCK KNOX

Date	W/L Score	Opponent	Attendance
9/6	W 31-0	NY Jets	79,754
9/13	W 35-3	at Baltimore	44,950
9/17	L 14-20	Philadelphia	78,331
9/27	L 24-27 (OT)	at Cincinnati	46,418
10/4	W 23-17	Baltimore	77,811
10/12	W 31-21	Miami	78,576
10/18	L 14-33	at NY Jets	54,607
10/25	W 9-7	Denver	77,757
11/1	W 22-13	Cleveland	78,266
11/9	L 14-27	at Dallas	62,583
11/15	L 0-24	at St. Louis	46,214
11/22	W 20-17	New England	71,593
11/29	W 21-14	Washington	59,624
12/6	W 28-27	at San Diego	51,488
12/13	W 19-10	at New England	42,549
12/19	L 6-16	at Miami	72,956

## AFC WILD CARD PLAYOFF GAME

12/27 W 31-27 at NY Jets 57,050

## AFC DIVISIONAL PLAYOFF

1/3 L 21-28 at Cincinnati 55,420

	BUF	OPP
TOTAL FIRST DOWNS	315	298
Rushing	127	113
Passing	163	154
Penalty	25	31
3rd Down: Made/Att	94/217	72/218
3rd Down Pct.	43.3	33.0
4th Down: Made/Att	—	—
4th Down: Pct.	—	—

POSSESSION AVG. 30:24 29:36

TOTAL NET YARDS	5640	4945
Avg. per Game	352.5	309.1
Total Plays	1043	1037
Avg. per Play	5.4	4.8

NET YARDS RUSHING	2125	2075
Avg. per Game	132.8	129.7
Total Rushes	524	516

NET YARDS PASSING	3515	2870
Avg. per Game	219.7	179.4
Sacked/Yards Lost	16/146	47/373
Gross Yards	3661	3243
Att./Completions	503/253	474/267
Completion Pct.	50.3	56.3
Had Intercepted	20	19

PUNTS/AVERAGE 80/39.7 77/40.0

NET PUNTING AVG. 80/33.9 77/35.6

PENALTIES/YARDS 114/1001 93/690

FUMBLES/BALL LOST 33/18 38/17

TOUCHDOWNS	38	30
Rushing	13	7
Passing	25	21
Returns	0	2

SCORE BY PERIOD	Q1	Q2	Q3	Q4	OT	PTS
BILLS	78	124	66	43	0	311
OPPONENTS	44	81	67	81	3	276

SCORING	TD	R	Pa	Rt	K-PAT	FG	S	Pts
Mike-Mayer	0	0	0	0	37/37	14/24	0	79
Cribbs	10	3	7	0	0/0	0/0	0	60
Butler	8	0	8	0	0/0	0/0	0	48
Leaks	6	6	0	0	0/0	0/0	0	36
Hooks	5	3	2	0	0/0	0/0	0	30
Lewis	4	0	4	0	0/0	0/0	0	24
Brammer	2	0	2	0	0/0	0/0	0	12
Barnett	1	0	1	0	0/0	0/0	0	6
Brown	1	0	1	0	0/0	0/0	0	6
Ferguson	1	1	0	0	0/0	0/0	0	6
BILLS	38	13	25	0	37/38	14/24	2	311
OPP	30	7	21	2	30/30	22/26	0	276

SACKS: B. Williams 9.0, K. Johnson 8.0, White8.0, Kush 5.5, Nelson 3.0, Robertson 2.5, Irvin2.0, Nixon 2.0, Sanford 2.0, Smerlas 2.0, Clark1.0, Simpson 1.0, Team 1.0  
BILLS: 47.0

OPPONENTS: 16.0

RUSHING	No.	Yds	Avg	Long	TD
Cribbs	257	1097	4.3	35	3
Leaks	91	357	3.9	31	6
Hooks	51	250	4.9	19	3
Brown	62	226	3.6	13	0
McCutcheon	34	138	4.1	12	0
Ferguson	20	29	1.5	16	1
Riddick	3	29	9.7	12	0
Brammer	2	17	8.5	6	0
Butler	1	1	1	1	0
Robinson	1	-2	-	-2	0
Kush	1	-6	-	-6	0
Franklin	1	-11	-	-11	0
BILLS	524	2125	4.1	35	13
OPP	516	2075	4.0	29	7

RECEIVING	No.	Yds	Avg	Long	TD
Lewis	70	1244	17.8	33	4
Butler	55	842	15.3	67	8
Cribbs	40	603	15.1	65	7
Brammer	33	365	11.1	26	2
Jessie	15	200	13.3	44	0
Hooks	10	140	14.0	37	2
Leaks	7	51	7.3	13	0
Brown	7	46	6.6	10	1
Piccone	5	65	13.0	16	0
McCutcheon	5	40	8.0	17	0
Barnett	4	36	9.0	16	1
Franklin	2	29	14.5	16	0
BILLS	253	3661	14.5	67	25
OPP	267	3243	12.1	73	21

INTERCEPTIONS	No.	Yds	Avg	Long	TD
Clark	5	142	28.4	53	0
Romes	4	113	28.3	35	0
Simpson	4	42	10.5	42	0
Robertson	2	15	7.5	15	0
Kush	1	19	19.0	19	0
Bess	1	12	12.0	12	0
Nelson	1	9	9.0	9	0
Williams	1	0	-	0	0
BILLS	19	352	18.5	53	0
OPP	20	333	16.7	47	0

PUNTING	No.	Yds	Avg	TB	In	Lg	B
Cater	80	3175	39.7	12	16	71	0
BILLS	80	3175	39.7	12	16	71	0
OPP	77	3237	42.0	10	14	72	0

PUNT RETURNS	Ret	FC	Yds	Avg	Long	TD
Hooks	17	2	142	8.4	25	0
Piccone	9	2	57	6.3	13	0
Riddick	4	0	48	12.0	22	0
Franklin	5	3	45	9.0	15	0
BILLS	35	7	292	8.3	25	0
OPP	34	13	220	6.5	20	0

KICKOFF RETURNS	No.	Yds	Avg	Long	TD
Franklin	21	436	20.8	33	0
Ricciack	14	257	18.4	25	0
Hooks	11	215	19.5	36	0
Brown	7	140	20.0	30	0
Piccone	2	31	15.5	16	0
Bess	1	6	6.0	6	0
Freeman	1	0	-	0	0
BILLS	57	1085	19.0	36	0
OPP	61	1268	20.8	90	1

FIELD GOALS 1-19 20-29 30-39 40-49 50+

Mike-Mayer	0-0	4-6	5-7	5-10	0-1
BILLS	0-0	4-6	5-7	5-10	0-1
OPP	1-1	9-9	8-9	4-6	0-1

Mike-Mayer: (21G,51N)(49N)(20N)(40G)  
(43N,34G,44G,45G)(37G)(47N)(41G,46G,36G)  
( ) ( ) (28G,42N,23G,38N)(39N)(40N)(29G)  
(31G,36G,27N)  
OPPONENTS: ( ) (22G)(29G,56N,46G)(23G,28G)(32G)( ) (24G,29G,39G,22G)(43B)(36G,39G)(47G,31G)(35G,48N)(43G,35B)( ) (29G,27G)(42G)(22G,30G,233G)

## USUAL STARTERS

### OFFENSE

WR	80	Jerry Butler
LT	72	Ken Jones
LG	73	Jon Borchardt (8)
	67	Reggie McKenzie (6)
C	53	Will Grant
RG	69	Conrad Dobler
RT	70	Joe Devlin
TE	86	Mark Brammer
WR	82	Frank Lewis
FB	47	Curtis Brown
RB	20	Joe Cribbs
QB	12	Joe Ferguson

### DEFENSE

LE	77	Ben Williams
NT	76	Fred Smerlas
RE	83	Sherman White
OLB	57	Lucius Sanford
ILB	55	Jim Haslett
ILB	59	Shane Nelson
OLB	58	Isiah Robertson
LCB	29	Mario Clark
RCB	26	Charles Romes
FS	45	Bill Simpson
SS	22	Steve Freeman

PASSING	Att	Cmp	Yds	Cmp%	Yds/Att	TD	TD%	Int	Int%	Long	Sack/Lost	Rating
Ferguson	498	252	3652	50.6	7.33	24	4.8	20	4.0	67	15/137	74.1
Robinson	2	0	0	0.0	0.00	0	0.0	0	0.0	0	1/9	39.6
Cribbs	1	1	9	100.0	9.00	1	100.0	0	0.0	9	0/0	143.8
Leaks	1	0	0	0.0	0.00	0	0.0	0	0.0	0	0/0	39.6
Mike-Mayer	1	0	0	0.0	0.00	0	0.0	0	0.0	0	0/0	39.6
BILLS	503	253	3661	50.3	7.29	25	5.0	20	4.0	67	16/146	74.3
OPPONENTS	474	267	3243	56.3	6.84	21	4.4	19	4.2	73	47/373	74.7



# 1982 SEASON STATISTICS

4-5 | 4TH IN AFC EAST | HEAD COACH CHUCK KNOX

Date	W/L	Score	Opponent	Attendance
9/12	W	14-9	Kansas City	79,383
9/16	W	23-22	Minnesota	77,753
9/26	C		at Houston	
10/3	C		New England	
10/10	C		at Baltimore	
10/18	C		at NY Jets	
10/24	C		Detroit	
10/31	C		at Denver	
11/7	C		NY Jets	
11/14	C		at New England	
11/21	L	7-9	Miami	52,945
11/28	W	20-0	Baltimore	33,985
12/5	L	21-33	at Green Bay+	46,655
12/12	W	13-0	Pittsburgh	58,391
12/19	L	23-24	at Tampa Bay	62,510
12/27	L	10-27	at Miami	73,924
1/2	L	19-30	at New England	36,218
+ at Milwaukee				
C - Canceled				

## TOTAL FIRST DOWNS

	BUF	OPP
Rushing	180	151
Passing	83	64
Penalty	84	72
3rd Down: Made/Att	57/129	34/112
3rd Down Pct.	44.1	30.4
4th Down: Made/Att	8/13	5/8
4th Down: Pct.	61.5	62.5

## POSSESSION AVG.

	—	—
TOTAL NET YARDS	2927	2334
Avg. per Game	325.2	259.3
Total Plays	604	536
Avg. per Play	4.9	4.4

## NET YARDS RUSHING

	1371	1034
Avg. per Game	152.3	114.9
Total Rushes	319	268

## NET YARDS PASSING

	1556	1300
Avg. per Game	172.9	144.4
Sacked/Yards Lost	12/115	12/82
Gross Yards	1671	1382
Att./Completions	273/149	256/114
Completion Pct.	54.6	44.5
Had Intercepted	17	13

## PUNTS/AVERAGE

	35/37.9	44/39.3
NET PUNTING AVG.	36.5	35.7

## PENALTIES/YARDS

	69/582	49/395
FUMBLES/BALL LOST	23/9	14/8

## TOUCHDOWNS

	18	15
Rushing	9	6
Passing	8	8
Returns	1	1

SCORE BY PERIOD	Q1	Q2	Q3	Q4	OT	PTS
BILLS	26	68	19	37	0	150
OPPONENTS	14	57	36	47	0	154

SCORING	TD	Ru	Pa	Rt	K-PAT	FG	S	Pts
Herrera	0	0	0	0	11/12	8/14	0	35
Leaks	5	5	0	0	0/0	0/0	0	30
Butler	4	0	4	0	0/0	0/0	0	24
Cribbs	3	3	0	0	0/0	0/0	0	18
Brammer	2	0	2	0	0/0	0/0	0	12
Ferguson	1	0	0	1	0/0	0/0	0	12
Lewis	2	0	0	0	0/0	0/0	0	12
Mike-Mayer	0	2	0	0	4/5	1/4	0	7
BILLS	18	9	8	1	15/17	9/18	0	150
OPP	15	6	8	1	14/15	16/20	1	154

SACKS: White 4.0, Williams 4.0, Smerlas 2.0,  
Freeman 1.0, Simpson 1.0  
BILLS: 12.0  
OPPONENTS: 12.0

RUSHING	No.	Yds	Avg	Long	TD
Cribbs	134	633	4.7	62	3
Leaks	97	405	4.2	17	5
Brown	41	187	4.6	19	0
Ferguson	16	46	2.9	13	1
Moore	16	38	2.4	9	0
Hooks	5	23	4.6	9	0
Koffler	2	21	10.5	12	0
Whittington	7	15	2.2	4	0
Holt	1	3	3.0	3	0
BILLS	319	1371	4.3	62	9
OPP	268	1034	3.9	30	6

RECEIVING	No.	Yds	Avg	Long	TD
Lewis	28	443	15.8	39	2
Butler	26	336	12.9	47	4
Brammer	25	225	9.0	22	2
Cribbs	13	99	7.6	31	0
Leaks	13	91	7.0	12	0
Piccone	12	140	11.7	29	0
Mosley	9	96	10.7	31	0
Tuttle	7	107	15.3	26	0
Brown	6	38	6.3	28	0
Holt	4	45	11.3	23	0
Barnett	4	39	9.8	22	0
Haslett	1	4	4.0	4	0
Moore	1	8	8.0	8	0
BILLS	149	1671	11.2	47	8
OPP	114	1382	12.1	45	8

INTERCEPTIONS	No.	Yds	Avg	Long	TD
Simpson	4	45	11.3	24	0
Freeman	3	27	9.0	14	0
B. Williams	1	20	20.0	20	0
Keating	1	14	14.0	14	0
Parrish	1	8	8.0	8	0
Romes	1	8	8.0	8	0
Robertson	1	0	0.0	0	0
Marve	1	0	0.0	0	0
BILLS	13	122	9.4	24	0
OPP	17	268	15.8	36	0

PUNTING	No.	Yds	Avg	Net	TB	In	Lg	B
Tuten	35	1328	37.9	36.5	1	13	61	0
BILLS	35	1328	37.9	36.5	1	13	61	0
OPP	44	1730	39.3	35.7	2	11	61	0

PUNT RETURNS	Ret	FC	Yds	Avg	Long	TD
Mosley	11	5	61	5.5	16	0
Holt	10	0	45	4.5	21	0
Hooks	4	0	13	3.3	8	0
Simpson	1	0	0	0.0	0	0
Tuttle	0	1	0	—	0	0
BILLS	26	6	119	4.6	21	0
OPP	10	14	30	3.0	10	0

KICKOFF RETURNS	No.	Yds	Avg	Long	TD
Mosley	18	487	27.1	66	0
Holt	7	156	22.3	37	0
Piccone	3	50	16.7	23	0
McKnight	3	34	11.3	17	0
Whittington	2	39	19.5	21	0
Brown	1	17	17.0	17	0
Keating	1	9	9.0	9	0
Roopenian	1	0	0.0	0	0
BILLS	36	792	22.0	66	0
OPP	34	604	17.8	32	0

FIELD GOALS	1-19	20-29	30-39	40-49	50+
Herrera	2-2	0-1	2-4	4-7	0-0
Mike-Mayer	0-0	1-2	0-0	0-2	0-0
BILLS	2-2	1-3	2-4	4-9	0-0
OPP	0-0	4-5	6-6	6-7	0-2

Mike-Mayer: (48B,29N)(21G,43N)( )  
Herrera: (47G,41G,34N)(26B,32N)(49N,48N,  
34G,19G)(49G)(33G,48N)(46G,25G)  
OPPONENTS: (39G,47G,42G,54N)(43G,42G)  
(42G,49G,21G,56N)( ) (33G,25G,22N,31G,32G)( )  
(49N,27G)(35G,30G)(42G)

## USUAL STARTERS

OFFENSE		
WR	80	Jerry Butler
LT	72	Ken Jones
LG	67	Reggie McKenzie
C	53	Will Grant
RG	73	Jon Borchardt
RT	70	Joe Devlin
TE	86	Mark Brammer
WR	82	Frank Lewis
FB	48	Roosevelt Leaks
RB	20	Joe Cribbs
QB	12	Joe Ferguson

## DEFENSE

LE	77	Ben Williams
NT	76	Fred Smerlas
RE	83	Sherman White
OLB	62	Ervin Parker
ILB	54	Eugene Marve
ILB	55	Jim Haslett
OLB	58	Isiah Robertson
LCB	29	Mario Clark
RCB	28	Charles Romes
FS	45	Bill Simpson
SS	22	Steve Freeman

PASSING	Att	Cmp	Yds	Cmp%	Yds/Att	TD	TD%	Int	Int%	Long	Sack/Lost	Rating
Ferguson	264	144	1597	54.6	6.05	7	2.7	16	6.1	47	11/105	56.3
Robinson	8	5	74	62.5	9.25	1	12.5	0	0.0	31	1/10	132.0
Cribbs	1	0	0	0.0	0.00	0	0.0	1	100.0	0	0/0	—
BILLS	273	149	1671	54.6	6.12	8	3.0	17	6.2	47	12/115	57.3
OPPONENTS	256	114	1382	44.5	5.40	8	3.1	13	5.1	45	12/82	50.7



# 1983 SEASON STATISTICS

8-8 | T-2ND IN AFC EAST | HEAD COACH KAY STEPHENSON

Date	W/L	Score	Opponent	Attendance
9/4	L	0-12	Miami	78,715
9/11	W	10-6	at Cincinnati	46,839
9/18	W	28-23	Baltimore	40,937
9/25	W	30-13	Houston	60,070
10/3	L	10-34	NY Jets	79,933
10/9	W	38-35	(OT) at Miami	59,948
10/16	W	30-7	at Baltimore	38,565
10/23	L	0-31	New England	60,424
10/30	W	27-21	New Orleans	49,413
11/6	L	7-21	at New England	42,604
11/13	W	24-17	at NY Jets	48,513
11/20	L	24-27	LA Raiders	72,393
11/27	L	17-41	at LA Rams	48,246
12/4	W	14-9	at Kansas City	27,104
12/11	L	10-23	San Francisco	38,039
12/18	L	14-31	at Atlanta	31,015

	BUF	OPP
<b>TOTAL FIRST DOWNS</b>	309	332
Rushing	100	148
Passing	171	148
Penalty	38	36
3rd Down: Made/Att	71/212	81/221
3rd Down Pct.	33.5	36.7
4th Down: Made/Att	7/14	11/17
4th Down: Pct.	50.0	64.7

**POSSESSION AVG.** 28:24 31:36

	4823	5809
<b>TOTAL NET YARDS</b>		
Avg. per Game	301.4	363.1
Total Plays	1023	1078
Avg. per Play	4.7	5.4

	1736	2503
<b>NET YARDS RUSHING</b>		
Avg. per Game	108.5	156.4
Total Rushes	415	566

	3087	3306
<b>NET YARDS PASSING</b>		
Avg. per Game	192.9	206.6
Sacked/Yards Lost	37/351	32/247
Gross Yards	3438	3553
Att./Completions	571/317	480/286
Completion Pct.	55.5	59.6
Had Intercepted	28	13

**PUNTS/AVERAGE** 89/39.7 78/42.9

**NET PUNTING AVG.** 33.6 36.2

**PENALTIES/YARDS** 144/1094 128/1298

**FUMBLES/BALL LOST** 24/12 32/18

	36	39
<b>TOUCHDOWNS</b>		
Rushing	4	14
Passing	30	22
Returns	2	3

SCORE BY PERIOD	Q1	Q2	Q3	Q4	OT	PTS
BILLS	28	87	55	110	3	283
OPPONENTS	29	108	92	122	0	351

SCORING	TD	Ru	Pa	Rt	K-PAT	FG	S	Pts
Danelo	0	0	0	0	33/34	10/20	0	63
Cribbs	1	0	3	7	0/0	0/0	0	60
Franklin	4	0	4	0	0/0	0/0	0	24
Butler	3	0	3	0	0/0	0/0	0	18
Hunter	3	0	3	0	0/0	0/0	0	18
Lewis	3	0	3	0	0/0	0/0	0	18
Mosley	3	0	3	0	0/0	0/0	0	18
Tuttle	3	0	3	0	0/0	0/0	0	18
Brammer	2	0	2	0	0/0	0/0	0	12
Dawkins	1	0	1	0	0/0	0/0	0	6
Kennedy	1	0	0	1	0/0	0/0	0	6
Kilson	1	0	0	1	0/0	0/0	0	6
Leaks	1	1	0	0	0/0	0/0	0	6
Moore	1	0	1	0	0/0	0/0	0	6
Steinfort	0	0	0	0	1/1	1/6	0	4
BILLS	36	4	30	2	34/36	11/26	283	
OPP	39	14	22	3	39/39	26/39	351	

**SACKS:** Williams 10.0, Smerlas 6.0, Talley 5.0, Parker 4.0, White 3.0, K. Johnson 2.0, Marve 2.0  
**BILLS:** 32.0  
**OPPONENTS:** 37.0

RUSHING	No.	Yds	Avg	Long	TD
Cribbs	263	1131	4.3	45	3
Moore	60	275	4.6	21	0
Leaks	58	157	2.7	12	1
Ferguson	20	88	4.4	19	0
Hunter	2	28	14.0	24	0
Kofler	4	25	6.3	11	0
Riddick	4	18	4.5	12	0
V. Williams	3	11	3.7	5	0
Franklin	1	3	3.0	3	0
BILLS	415	1736	4.2	45	4
OPP	566	2503	4.4	50+	14

RECEIVING	No.	Yds	Avg	Long	TD
Cribbs	57	524	9.2	33+	7
Lewis	36	486	13.5	27+	3
Hunter	36	402	11.2	40+	3
Butler	36	385	10.7	25	3
Moore	34	199	5.9	21	1
Franklin	30	452	45.1	43+	4
Brammer	25	215	8.6	21	2
Tuttle	17	261	15.4	38	3
Mosley	14	180	12.9	35	3
Dawkins	11	123	11.2	28+	1
Barnett	10	94	9.4	14	0
Leaks	8	74	9.3	12	0
Riddick	3	43	14.3	24	0
BILLS	317	3438	10.8	43+	30
OPP	286	3553	12.4	72+	22

INTERCEPTIONS	No.	Yds	Avg	Long	TD
Freeman	3	40	13.3	29	0
C. Williams	3	6	2.0	4	0
Sanford	2	39	19.5	20	0
Romes	2	27	13.5	27	0
Keating	2	20	10.0	17	0
Kennedy	1	22	22.0	22+	1
BILLS	13	154	11.8	29	1
OPP	28	330	11.8	60+	2

PUNTING	No.	Yds	Avg	Net	TB	In	Lg	B
Cater	89	3533	39.7	33.6	7	24	60	0
BILLS	89	3533	39.7	33.6	7	24	60	0
OPP	78	3344	42.9	36.2	14	20	67	0

PUNT RETURNS	Ret	FC	Yds	Avg	Long	TD
Riddick	42	5	241	5.7	24	0
Hurley	1	0	0	0.0	0	0
V. Williams	1	0	0	0.0	0	0
BILLS	44	5	241	5.5	24	0
OPP	42	22	403	9.6	62	0

KICKOFF RETURNS	No.	Yds	Avg	Long	TD
V. Williams	22	494	22.5	60	0
Riddick	28	568	20.3	49	0
Mosley	9	236	26.2	33	0
B. Williams	3	56	18.7	23	0
Talley	2	9	4.5	5	0
BILLS	64	1363	21.3	60	0
OPP	53	949	17.9	43	0

FIELD GOALS	1-19	20-29	30-39	40-49	50+
Danelo	0-0	2-4	5-6	3-6	0-4
Steinfort	0-0	1-1	0-2	0-3	0-0
BILLS	0-0	3-5	5-8	3-9	0-4
OPP	1-1	6-6	8-10	11-19	0-2

Steinfort: (34B, 33N, 49N)(28G, 45N, 45N)  
Danelo: (50N)(48G)(38G)(27N, 36G)  
(50N, 23G, 40G, 30G)(54N, 47N)(124N)  
(30G)(48G)(52N, 20G)(146B, 33G, 38N)(45N)  
OPPONENTS: (33G, 23G, 36G, 50G)(40N, 30G, 47G)(28G, 49G, 45G)(31G, 26G)(19G, 38N, 42G)  
(52N, 43N)(36N)(22G, 47N, 48N)(146B)(52N, 49N, 48G)(41G, 36G)(37G, 45B, 49G)(42N, 48G, 25G, 42G)(37G, 29G, 45N, 30G)(40G)

## USUAL STARTERS

### OFFENSE

WR	80	Jerry Butler
LT	72	Ken Jones
LG	51	Jim Ritcher
C	53	Will Grant
RG	73	Jon Borchardt
RT	63	Justin Cross
TE	86	Mark Brammer
WR	82	Frank Lewis
FB	34	Booker Moore
RB	20	Joe Cribbs
QB	12	Joe Ferguson

### DEFENSE

LE	77	Ben Williams
NT	76	Fred Smerlas
RE	83	Sherman White (8)
	91	Ken Johnson (8)
OLB	57	Lucius Sanford
ILB	52	Chris Keating
ILB	54	Eugene Marve
OLB	62	Ervin Parker
LCB	29	Mario Clark
RCB	26	Charles Romes
FS	22	Steve Freeman
SS	21	Mike Kennedy

PASSING	Att	Cmp	Yds	Cmp%	Yds/Att	TD	TD%	Int	Int%	Long	Sack/Lost	Rating
Ferguson	508	281	2995	57.4	5.89	26	5.1	25	4.9	43	27/266	69.3
Kofler	61	35	440	57.4	7.21	4	6.6	3	4.9	28	10/85	81.3
Cribbs	2	1	3	50.0	25.00	0	0.0	0	0.0	3	0/0	56.3
BILLS	571	317	3438	55.5	6.02	30	5.3	28	4.9	43	37/351	70.5
OPPONENTS	480	286	3553	59.6	7.40	22	4.6	13	2.7	72	32/247	86.6



# 1984 SEASON STATISTICS

2-14 | 5TH IN AFC EAST | HEAD COACH KAY STEPHENSON

Date	W/L Score	Opponent	Attendance
9/2	L 17-21	New England	48,528
9/9	L 7-37	at St. Louis	35,785
9/17	L 17-21	Miami	65,455
9/23	L 26-28	NY Jets	48,330
9/30	L 17-31	at Indianapolis	60,032
10/7	L 17-27	Philadelphia	37,555
10/14	L 28-31	at Seattle	59,034
10/21	L 7-37	Denver	31,204
10/28	L 7-38	at Miami	58,824
11/4	L 10-13	Cleveland	33,343
11/11	L 10-38	at New England	43,313
11/18	W 14-3	Dallas	74,391
11/25	L 14-41	at Washington	51,513
12/2	W 21-15	Indianapolis	20,693
12/8	L 17-21	at NY Jets	45,378
12/16	L 21-52	at Cincinnati	55,771

TOTAL FIRST DOWNS	BUF	OPP
Rushing	263	345
Passing	98	134
Penalty	149	186
3rd Down: Made/Att	16	25
3rd Down Pct.	86/243	87/203
4th Down: Made/Att	35.4	42.9
4th Down Pct.	11/26	7/10
	42.3	70.0

POSSESSION AVG.	28:43	31:17
-----------------	-------	-------

TOTAL NET YARDS	4341	5582
Avg. per Game	271.3	348.9
Total Plays	1046	1052
Avg. per Play	4.2	5.3

NET YARDS RUSHING	1643	2106
Avg. per Game	102.7	131.6
Total Rushes	398	531

NET YARDS PASSING	2968	3476
Avg. per Game	168.6	217.3
Sacked/Yards Lost	60/554	26/191
Gross Yards	3252	3667
Att./Completions	588/298	495/300
Completion Pct.	50.7	60.6
Had Intercepted	30	16

PUNTS/AVERAGE	90/41.1	72/39.1
---------------	---------	---------

NET PUNTING AVG.	32.7	32.2
------------------	------	------

PENALTIES/YARDS	121/997	87/734
-----------------	---------	--------

FUMBLES/BALL LOST	31/14	36/21
-------------------	-------	-------

TOUCHDOWNS	31	56
Rushing	9	19
Passing	18	32
Returns	4	5

SCORE BY PERIOD	Q1	Q2	Q3	Q4	OT	PTS
BILLS	66	57	64	63	0	250
OPPONENTS	113	148	72	121	0	454

SCORING	TD	Ru	Pa	Rt	K-PAT	FG	S	Pts
Bell	8	7	1	0	0/0	0/0	0	48
Dennard	7	0	0	0	0/0	0/0	0	42
Danelo	0	0	0	0	0/17	17/8	16	0
Franklin	4	0	0	0	0/0	0/0	0	24
Nelson	0	0	0	0	0/14	14/3	5	23
Dawkins	2	0	2	0	0/0	0/0	0	12
Hunter	2	0	2	0	0/0	0/0	0	12
Brookins	1	0	1	0	0/0	0/0	0	6
David	1	0	0	1	0/0	0/0	0	6
Dufek	1	1	0	0	0/0	0/0	0	6
Keating	1	0	0	1	0/0	0/0	0	6
Neal	1	1	0	0	0/0	0/0	0	6
Sanford	1	0	0	1	0/0	0/0	0	6
V. Williams	1	0	1	0	0/0	0/0	0	6
Wilson	1	0	0	1	0/0	0/0	0	6
BILLS	31.9	18.4	31.3	11/21				250
OPP	56.19	32.5	56/56	20/28				1 454

SACKS: Talley 5.0, Johnson 3.5, Haslett 3.5, McNanie 3.0, Williams 2.0, Smerlas 2.0, Freeman 2.0, Kush 2.0, Keating 2.0, David 1.0
BILLS: 26.0
OPPONENTS: 60.0

RUSHING	No.	Yds	Avg	Long	TD
Bell	262	1100	4.2	85	7
Neal	49	175	3.6	10	1
Ferguson	19	102	5.4	20	0
Moore	24	84	3.5	21	0
Koffler	10	80	8.0	19	0
V. Williams	18	51	2.8	7	0
Brookins	2	27	13.5	16	0
Dufek	9	22	2.4	13	1
Hunter	1	6	6.0	6	0
Riddick	3	3	1.0	6	0
Franklin	1	-7	-7.0	-7	0
BILLS	398	1643	4.1	85	9
OPP	531	2106	4.0	31+	19

RECEIVING	No.	Yds	Avg	Long	TD
Franklin	69	862	12.5	64+	4
Bell	34	277	8.1	37	1
Hunter	33	331	10.0	30	2
Moore	33	172	5.2	14	0
Dennard	30	417	13.9	68+	7
Riddick	23	276	12.0	38	0
Dawkins	21	295	14.0	37+	2
Brookins	18	318	17.7	70+	1
Neal	9	76	8.4	18	0
Barnett	8	67	8.4	18	0
Brammer	7	49	7.0	12	0
V. Williams	5	46	9.2	32	1
Mosley	4	38	9.5	17	0
White	4	28	7.0	11	0
BILLS	298	3252	10.9	70+	18
OPP	300	3667	12.2	65+	32

INTERCEPTIONS	No.	Yds	Avg	Long	TD
Romes	5	130	26.0	55	0
Freeman	3	45	15.0	45	0
Carpenter	3	11	3.7	11	0
Smerlas	1	25	25.0	25	0
Kush	1	15	15.0	15	0
L. Smith	1	7	7.0	7	0
Bellinger	1	0	0.0	0	0
Talley	1	0	0.0	0	0
BILLS	16	233	14.6	55	0
OPPONENTS	30	416	13.9	59+	4

PUNTING	No	Yds	Avg	Net	TB	In	Lg	B
Kidd	88	3696	42.0	32.7	8	16	63	2
BILLS	90	3696	41.1	32.7	8	16	63	2
OPP	72	2812	39.1	32.2	10	22	69	1

PUNT RETURNS	Ret	FC	Yds	Avg	Long	TD
Wilson	33	8	297	9.0	65+	1
BILLS	33	8	297	9.0	65+	1
OPP	52	10	597	11.5	39	0

KICKOFF RETURNS	No.	Yds	Avg	Long	TD
V. Williams	39	820	21.0	65	0
Wilson	34	576	16.9	36	0
Bell	1	15	15.0	15	0
David	1	6	6.0	6	0
White	1	5	5.0	5	0
BILLS	76	1422	18.7	65	0
OPP	44	958	21.8	59	0

FIELD GOALS	1-19	20-29	30-39	40-49	50+
Nelson	0-0	0-0	1-2	2-3	0-0
Danelo	0-0	5-5	2-4	0-4	1-3
BILLS	0-0	5-5	3-6	2-7	1-3
OPP	0-0	10-10	4-5	4-7	2-6

Danelo: (45N,27G)(52B)(47B,33G)(52G,40N,36G,27G,20G)(23G)(27G,52N,30N)(33N)(42N)  
Nelson: (37N,42G)(34G,43N)(11)(47G)(1)  
OPPONENTS: (1)(23G,47B,47B,53N,21G,52G)(36N)(52N)(52B,43G)(36G,22G)(25G)(45G,45G,40G)(22G)(28G,36G)(21G)(20G,47N)(38G,50N,51G)(28G,21G)(36G)

## USUAL STARTERS

### OFFENSE

WR	83	Preston Dennard
LT	72	Ken Jones
LG	51	Jim Ritcher
C	53	Will Grant
RG	73	Jon Borchardt
RT	70	Joe Devlin
TE	87	Tony Hunter (8)
	84	Buster Barnett (7)
WR	85	Byron Franklin
FB	34	Barker Moore
RB	28	Greg Bell
QB	12	Joe Ferguson

### DEFENSE

LE	77	Ben Williams
NT	76	Fred Smerlas
RE	91	Ken Johnson
OLB	57	Lucius Sanford (7)
	52	Chris Keating (6)
ILB	55	Jim Haslett
ILB	54	Eugene Marve
OLB	56	Darryl Talley
LCB	30	Brian Carpenter
RCB	26	Charles Romes
FS	21	Don Wilson
SS	22	Steve Freeman

PASSING	Att	Cmp	Yds	Cmp%	Yds/Att	TD	TD%	Int	Int%	Long	Sack/Lost	Rating
Ferguson	344	191	1991	55.5	5.79	12	3.9	17	4.9	68+	35/357	63.5
Dufek	150	74	829	49.3	5.53	4	2.7	8	5.3	64+	10/86	52.9
Koffler	93	33	432	35.5	4.65	2	2.2	5	5.4	70+	15/111	35.8
Mosley	1	0	0	0.0	0.00	0	0.0	0	0.0	0	0/0	39.6
BILLS	588	298	3252	50.7	5.53	18	3.1	30	5.1	70+	60/554	56.3
OPPONENTS	495	300	3667	60.6	7.41	32	6.5	16	3.2	65+	26/191	91.5



# 1985 SEASON STATISTICS

2-14 | 5TH IN AFC EAST | HEAD COACH KAY STEPHENSON & HANK BULLOUGH

Date	W/L	Score	Opponent	Attendance
9/8	L	9-14	San Diego	67,597
9/15	L	3-42	at NY Jets	63,449
9/22	L	14-17	New England	40,334
9/29	L	20-27	Minnesota	45,667
10/6*	L	17-49	at Indianapolis	60,003
10/13	L	3-14	at New England	40,462
10/20	W	21-9	Indianapolis	28,430
10/27	L	17-21	at Philadelphia	60,987
11/3	L	17-23	Cincinnati	25,640
11/10	W	20-0	Houston	21,831
11/17	L	7-17	at Cleveland	50,764
11/24	L	14-23	Miami	50,474
12/1	L	7-40	at San Diego	45,487
12/8	L	7-27	NY Jets	23,122
12/15	L	24-30	at Pittsburgh	35,953
12/22	L	0-28	at Miami	64,811

\* Hank Bullough's first game

	BUF	OPP
<b>TOTAL FIRST DOWNS</b>	256	320
Rushing	86	142
Passing	151	159
Penalty	19	19
3rd Down: Made/Att	68/208	100/226
3rd Down Pct.	32.7	44.2
4th Down: Made/Att	7/17	8/14
4th Down: Pct.	41.1	57.1

**POSSESSION AVG.** 28:21 31:39

	BUF	OPP
<b>TOTAL NET YARDS</b>	4595	5540
Avg. per Game	287.2	346.3
Total Plays	971	1071
Avg. per Play	4.7	5.2

	BUF	OPP
<b>NET YARDS RUSHING</b>	1611	2462
Avg. per Game	100.7	153.9
Total Rushes	412	569

	BUF	OPP
<b>NET YARDS PASSING</b>	2984	3078
Avg. per Game	186.5	192.4
Sacked/Yards Lost	42/347	25/223
Gross Yards	3331	3301
Att./Completions	517/263	477/265
Completion Pct.	50.9	55.6
Had Intercepted	31	20

**PUNTS/AVERAGE** 92/41.5 81/40.5

**NET PUNTING AVG.** 35.9 34

**PENALTIES/YARDS** 132/965 107/870

**FUMBLES/BALL LOST** 36/21 36/15

	BUF	OPP
<b>TOUCHDOWNS</b>	23	50
Rushing	13	20
Passing	9	24
Returns	1	6

SCORE BY PERIOD	Q1	Q2	Q3	Q4	OT	PTS
BILLS	58	63	41	38	0	200
OPPONENTS	51	144	78	108	0	381

SCORING	TD	Ru	Pa	Rt	K-PAT	FG	S	Pts
Norwood	0	0	0	23	23	13	17	0 62
Bell	9	8	1	0	0/0	0/0	0	0 54
Reed	5	1	4	0	0/0	0/0	0	0 30
Butler	2	0	2	0	0/0	0/0	0	0 12
Cribbs	1	1	0	0	0/0	0/0	0	0 6
Ferragamo	1	1	0	0	0/0	0/0	0	0 6
Mathison	1	1	0	0	0/0	0/0	0	0 6
Metzelaars	1	0	1	0	0/0	0/0	0	0 6
Moore	1	1	0	0	0/0	0/0	0	0 6
Ramson	1	0	1	0	0/0	0/0	0	0 6
D. Wilson	1	0	0	1	0/0	0/0	0	0 6
BILLS	23	13	9	1	23	23	13	17 200
OPP	50	20	24	6	45	50	12	15 381

**SACKS:** B. Smith 6.5, McManie 3.0, D. Smith 3.0, Perryman 2.0, Talley 2.0, Sanford 2.0, Johnson 1.5, Williams 1.5, Frazier 1.0, Haslett 1.0, Smerlas 0.5, Others 1.0  
**BILLS:** 25.0  
**OPPONENTS:** 42.0

RUSHING	No.	Yds	Avg	Long	TD
Bell	223	883	4.0	77+	8
Cribbs	122	399	3.3	16	1
Mathison	27	231	8.6	22	1
Steels	4	26	6.5	22	0
Pruitt	7	24	3.4	7	0
Moore	15	23	1.5	4	1
Ferragamo	8	15	1.9	5	1
Hutchison	2	11	5.5	7	0
B. Smith	1	0	0.0	0	0
Reed	3	-1	-0.3	14+	1
BILLS	412	1611	3.9	77+	13
OPP	569	2462	4.3	69	20

RECEIVING	No.	Yds	Avg	Long	TD
Bell	58	576	9.9	49	1
Reed	48	770	18.8	60+	2
Butler	41	770	18.8	60+	2
Ramson	37	369	10.0	43	1
Burkett	21	371	17.7	38	0
Cribbs	18	142	7.9	23	0
Richardson	12	201	16.8	27	0
Metzelaars	12	80	6.7	13	1
Moore	7	44	6.3	9	0
Brookins	3	71	23.7	46	0
Norris	2	30	15.0	18	0
Steels	2	9	4.5	6	0
Teal	1	24	24.0	24	0
V. Williams	1	7	7.0	7	0
BILLS	263	3301	12.7	60+	9
OPP	265	3301	12.5	96+	24

INTERCEPTIONS	No.	Yds	Avg	Long	TD
Romes	7	56	8.0	21	0
Bellinger	2	64	32.0	41	0
D. Wilson	2	23	11.5	23	0
Hill	2	17	8.5	17	0
Bayless	2	10	5.0	10	0
Burroughs	2	7	3.5	7	0
Haslett	1	40	40.0	40	0
Frazier	1	8	8.0	8	0
Johnson	1	0	0.0	0	0
BILLS	20	225	11.3	41	0
OPP	31	418	13.5	75+	4

PUNTING	No.	Yds	Avg	Net	TB	In	Lg	B
Kidd	92	3818	41.5	35.9	4	33	67	0
BILLS	92	3818	41.5	35.9	4	33	67	0
OPP	81	3284	40.5	34.0	12	21	64	1

PUNT RETURNS	Ret	FC	Yds	Avg	Long	TD
D. Wilson	16	5	161	10.1	30	0
Hill	16	1	120	7.5	24	0
Reed	5	0	12	2.4	5	0
E. Wilson	1	0	0	0.0	0	0
BILLS	38	6	293	7.7	30	0
OPP	49	15	438	8.9	85+	1

KICKOFF RETURNS	No.	Yds	Avg	Long	TD
D. Wilson	22	465	21.1	37	0
Steels	20	338	16.9	35	0
Hutchison	12	239	19.9	36	0
Brookins	6	152	25.3	39	0
Richardson	3	69	23.0	31	0
Moore	3	31	10.3	15	0
Teal	1	20	20.0	20	0
V. Williams	1	20	20.0	20	0
BILLS	68	1334	19.6	39	0
OPP	41	798	19.5	53	0

FIELD GOALS	1-19	20-29	30-39	40-49	50+
Norwood	0-0	7-8	2-4	4-5	0-0
BILLS	0-0	7-8	2-4	4-5	0-0
OPP	0-0	5-6	4-4	3-5	0-0

Norwood: (27G,34G,29G)(32G)(149G,28G)(45G)(47G)(126G)(43G,27N)(24G,23G)(147N)(31N)(39N)(24G)  
OPPONENTS: (147N)(32G)(120N)(41G,27G,38G)(131G)(140G)(22G,24G,28G)(141N,26G,31G,45G)

## USUAL STARTERS

### OFFENSE

WR	80	Jerry Butler
LT	72	Ken Jones
LG	51	Jim Ritcher
C	53	Will Grant
RG	65	Tim Vogler
RT	70	Joe Devlin
TE	87	Eason Ramson (10)
	88	Pete Metzelaars (6)
WR	83	Andre Reed
FB	34	Booker Moore
RB	28	Greg Bell
QB	5	Vince Ferragamo (9)
	7	Bruce Mathison (7)

### DEFENSE

LE	77	Ben Williams
NT	76	Fred Smerlas
RE	78	Bruce Smith
OLB	57	Lucius Sanford
ILB	55	Jim Haslett
ILB	54	Eugene Marve
OLB	52	Guy Frazier
LCB	29	Derrick Burroughs
RCB	26	Charles Romes
FS	43	Martin Bayless
SS	22	Steve Freeman

PASSING	Att	Cmp	Yds	Cmp%	Yds/Att	TD	TD%	Int	Int%	Long	Sack/Lost	Rating
Ferragamo	287	149	1677	51.9	5.84	5	1.7	17	5.9	48	19/135	50.8
Mathison	228	113	1635	49.6	7.17	4	1.8	14	6.2	60+	22/203	53.5
Reich	1	1	19	100.0	19.00	0	0.0	0	0.0	19	0/0	118.8
Bell	1	0	0	0.0	0.00	0	0.0	0	0.0	0	0/0	39.6
Kidd	0	0	0	—	0.00	0	0.0	0	0.0	0	1/9	0.0
BILLS	517	263	3331	50.9	6.44	9	1.7	31	6.0	60+	42/347	52.1
OPPONENTS	477	265	3301	55.6	6.92	24	5.0	20	4.2	96+	25/223	76.5



# 1986 SEASON STATISTICS

4-12 | 4TH IN AFC EAST | HEAD COACH HANK BULLOUGH & MARV LEVY

Date	W/L Score	Opponent	Attendance
9/7	L 24-28	NY Jets	79,951
9/14	L 33-36(OT)	at Cincinnati	52,714
9/21	W 17-10	St. Louis	65,762
9/28	L 17-20	Kansas City	67,555
10/5	L 13-14	at NY Jets	69,504
10/12	L 14-27	at Miami	49,467
10/19	W 24-13	Indianapolis	50,050
10/26	L 3-23	New England	77,808
11/2	L 28-34	at Tampa Bay	32,806
11/9*	W 16-12	Pittsburgh	72,000
11/16	L 24-34	Miami	76,474
11/23	L 19-22	at New England	60,455
11/30	W 17-14	at Kansas City	31,492
12/7	L 17-21	Cleveland	42,213
12/14	L 14-24	at Indianapolis	52,783
12/21	L 7-16	at Houston	31,409

\* Marv Levy's first game

	BUF	OPP
<b>TOTAL FIRST DOWNS</b>	291	334
Rushing	101	100
Passing	152	204
Penalty	38	30
3rd Down: Made/Att	60/185	79/218
3rd Down Pct.	32.4	36.2
4th Down: Made/Att	8/14	12/18
4th Down Pct.	57.1	66.7

**POSSESSION AVG.** 28:02 31:58

<b>TOTAL NET YARDS</b>	5017	5523
Avg. per Game	313.6	345.2
Total Plays	963	1071
Avg. per Play	5.2	5.2

<b>NET YARDS RUSHING</b>	1654	1721
Avg. per Game	103.4	107.6
Total Rushes	419	465

<b>NET YARDS PASSING</b>	3363	3802
Avg. per Game	210.2	237.6
Sacked/Yards Lost	45/334	36/267
Gross Yards	3697	4069
Att./Completions	499/294	570/343
Completion Pct.	58.9	60.2
Had Intercepted	19	10

**PUNTS/AVERAGE** 75/40.4 83/38.1

**NET PUNTING AVG.** 34.5 33.4

**PENALTIES/YARDS** 121/878 128/1098

**FUMBLES/BALL LOST** 40/20 19/8

<b>TOUCHDOWNS</b>	34	40
Rushing	9	18
Passing	22	21
Returns	3	1

SCORE BY PERIOD	Q1	Q2	Q3	Q4	OT	PTS
BILLS	51	87	71	78	0	287
OPPONENTS	70	91	69	115	0	348

SCORING	TD	Ru	Pa	Rt	K-PAT	FG	S	Pts
Norwood	0	0	9	0	32/34	17/27	0	83
Reed	7	0	7	0	0/0	0/0	0	42
Bell	6	4	2	0	0/0	0/0	0	36
Riddick	5	4	1	0	0/0	0/0	0	30
Burkett	4	0	4	0	0/0	0/0	0	24
Metzelaars	4	0	3	1	0/0	0/0	0	24
Butler	2	0	2	0	0/0	0/0	0	12
Bellinger	1	0	0	1	0/0	0/0	0	6
Byrum	1	0	1	0	0/0	0/0	0	6
Harmon	1	0	1	0	0/0	0/0	0	6
Moore	1	1	0	0	0/0	0/0	0	6
Pitts	1	0	0	1	0/0	0/0	0	6
BILLS	33	9	22	2	23/34	17/27	0	287
OPP	40	18	21	1	38/40	22/33	2	384

**SACKS:** B. Smith 15.0, McNanie 6.5, Talley 3.0, Marve 2.5, Smerlas 2.0, Bayless 1.0, Cumby 1.0, Drane 1.0, Frazier 1.0, Hamby 1.0, Prater 1.0, Sanford 1.0

**BILLS:** 36.0

**OPPONENTS:** 45.0

RUSHING	No.	Yds	Avg	Long	TD
Riddick	150	632	4.2	41t	4
Bell	90	377	4.2	42	4
Kelly	41	199	4.9	20	0
Harmon	54	172	3.2	38	0
Byrum	38	156	4.1	18	0
Moore	33	104	3.2	14	1
Wilkins	3	18	6.0	11	0
King	4	10	2.5	7	0
Kidd	1	0	0.0	0	0
Broughton	1	-6	-6.0	-6	0
Reed	3	-8	-2.7	4	0
BILLS	419	1654	3.9	42	9
OPP	465	1721	3.7	45t	18

RECEIVING	No.	Yds	Avg	Long	TD
Reed	53	739	13.9	55t	7
Metzelaars	49	485	9.9	44t	3
Riddick	49	468	9.6	31t	1
Burkett	34	778	22.9	84t	4
Moore	23	184	8.0	27	0
Harmon	22	185	8.4	27	1
Butler	15	302	20.1	53	2
Byrum	13	104	8.0	17	1
Bell	12	142	11.8	40t	2
Wilkins	8	74	9.3	26	0
Teal	6	60	10.0	20	1
Rolle	4	56	14.0	20	0
Broughton	3	71	23.7	57	0
Richardson	3	49	16.3	32	0
BILLS	294	3697	12.6	84t	22
OPP	343	4069	11.9	71t	21

INTERCEPTIONS	No.	Yds	Avg	Long	TD
Romes	4	23	5.8	23	0
Burroughs	2	49	24.5	41	0
Bellinger	1	14	14.0	14	0
Smerlas	1	3	3.0	3	0
Bayless	1	0	0.0	0	0
Freeman	1	0	0.0	0	0
BILLS	10	89	8.9	41	0
OPP	19	284	14.9	69	0

PUNTING	No	Yds	Avg	Net	Tb	In	Lg	B
Kidd	75	3031	40.4	34.5	9	14	57	0
BILLS	75	3031	40.4	34.5	9	14	57	0
OPP	83	3162	38.1	33.4	7	31	64	1

PUNT RETURNS	Ret	FC	Yds	Avg	Long	TD
Pitts	18	11	194	10.8	49t	1
Broughton	12	2	53	4.4	13	0
Hill	1	0	0	0.0	0	0
Richardson	1	0	0	0.0	0	0
BILLS	32	13	247	7.7	49t	1
OPP	32	12	260	8.1	17	0

KICKOFF RETURNS	No.	Yds	Avg	Long	TD
Harmon	18	321	17.8	32	0
Tasker	9	148	16.4	24	0
Broughton	11	243	22.1	39	0
Riddick	8	200	25.0	49	0
Richardson	6	123	20.5	28	0
Bellinger	2	32	16.0	16	0
Pitts	1	7	7.0	7	0
BILLS	55	1074	19.5	49	0
OPP	56	1157	20.7	44	0

**FIELD GOALS** 1-19 20-29 30-39 40-49 50+

Norwood	1-1	6-6	7-7	3-8	0-5
BILLS	1-1	6-6	7-7	3-8	0-5
OPP	0-0	9-9	4-8	5-12	4-4

Norwood: (19G)(20G,44G)(35G)(52N,32G)(23G,32G)(60N)(37G,50B,46N)(53N,26G)( ) (29G)(39G)(48G,34G,33G,28G)(47G,47N)(22G,44N)(46N)(53N,42B)  
OPPONENTS: ( ) (51G,20G)(49N,30N,27G)(24G,46G)( ) (22G,36G,49N)(37N,46G,44G)(31G,47N,27G,26G)(49G,26G,49N)( ) (46B,52G,36G)(37G,47G)(41N,44N)( ) (32N,30N,52G)(26G,51G,22G)

## USUAL STARTERS

### OFFENSE

WR	85	Chris Burkett
LT	72	Ken Jones
LG	51	Jim Ritcher
C	67	Kent Hull
RG	73	Will Wolford
RT	70	Joe Devlin
TE	88	Pete Metzelaars
WR	83	Andre Reed
FB	42	Ricky Moore
RB	40	Robb Riddick (8)
	28	Greg Bell (6)
QB	12	Jim Kelly

### DEFENSE

LE	95	Sean McNanie
NT	76	Fred Smerlas
RE	78	Bruce Smith
OLB	57	Lucius Sanford (8)
	52	Guy Frazier (7)
ILB	58	George Cumby (9)
	50	Ray Bentley (7)
ILB	54	Eugene Marve
OLB	56	Darryl Talley
LCB	36	Rodney Bellinger
RCB	26	Charles Romes
FS	22	Steve Freeman
SS	43	Martin Bayless

PASSING	Att	Cmp	Yds	Cmp%	Yds/Att	TD	TD%	Int	Int%	Long	Sack/Lost	Rating
Kelly	480	285	3593	59.4	7.49	22	4.6	17	3.5	84t	43/330	83.3
Reich	19	9	104	47.4	5.47	0	0.0	2	10.5	37	2/4	24.8
BILLS	499	294	3697	58.9	7.41	22	4.4	19	3.8	84t	45/334	80.9
OPPONENTS	570	343	4069	60.2	7.14	21	3.7	10	1.8	71t	36/267	86.9



PASSING	Att	Cmp	Yds	Cmp%	Yds/Att	TD	TD%	Int	Int%	Long	Sack/Lost	Rating
Kelly	419	250	2768	59.7	6.61	19	4.5	11	2.6	47	27/239	83.8
McClure	38	20	181	52.6	4.76	0	0.0	3	1.7	30	2/17	32.9
Totten	33	13	155	39.4	4.70	2	6.1	37	6.1	37	5/62	49.4
Manucci	21	7	68	33.3	3.24	0	0.0	2	9.5	15	3/27	3.8
Miller	3	1	9	33.3	3.00	0	0.0	1	33.3	9	0/0	2.8
Kidd	1	0	0	0.0	0.00	0	0.0	0	0.0	0	0/0	39.8
Riddick	1	1	35	100.0	35.00	0	0.0	0	0.0	35	0/0	118.8
BILLS	519	292	3246	56.6	6.29	21	4.1	19	3.7	47	37/345	73.7
OPPONENTS	447	249	3121	55.7	6.98	25	5.6	17	3.8	55+	34/267	80.4



# 1988 SEASON STATISTICS

12-4 | 1ST IN AFC EAST | HEAD COACH MARV LEVY

Date	W/L Score	Opponent	Attendance
9/4	W 13-10	Minnesota	76,783
9/11	W 9-6	Miami	79,520
9/18	W 16-14	at New England	55,945
9/25	W 36-28	Pittsburgh	78,735
10/2	L 3-24	at Chicago	62,793
10/9	W 34-23	Indianapolis	76,018
10/17	W 37-14	at NY Jets	70,218
10/23	W 23-20	New England	76,824
10/30	W 28-0	Green Bay	79,176
11/6	W 13-3	at Seattle	61,074
11/14	W 31-6	at Miami	67,091
11/20	W 9-6 (OT)	NY Jets	78,389
11/27	L 21-35	at Cincinnati	58,672
12/4	L 5-10	at Tampa Bay	49,498
12/11	W 37-21	LA Raiders	77,348
12/18	L 14-17	at Indianapolis	59,908

## AFC DIVISIONAL PLAYOFF

1/1 W 17-10 Houston 79,532

## AFC CHAMPIONSHIP GAME

1/8 L 10-21 at Cincinnati 59,747

	BUF	OPP
<b>TOTAL FIRST DOWNS</b>	313	299
Rushing	137	114
Passing	161	146
Penalty	15	39
3rd Down: Made/Att	88/207	69/192
3rd Down Pct.	42.5	35.9
4th Down: Made/Att	9/13	6/17
4th Down: Pct.	69.2	35.3

**POSSESSION AVG.** 29:54 30:06

<b>TOTAL NET YARDS</b>	5315	4578
Avg. per Game	332.2	286.1
Total Plays	1012	971
Avg. per Play	5.3	4.7

<b>NET YARDS RUSHING</b>	2133	1854
Avg. per Game	133.3	115.9
Total Rushes	528	477

<b>NET YARDS PASSING</b>	3182	2724
Avg. per Game	198.9	170.3
Sacked/Yards Lost	30/229	46/322
Gross Yards	3411	3046
Att./Completions	454/271	448/250
Completion Pct.	59.7	55.8
Had Intercepted	17	15

**PUNTS/AVERAGE** 62/39.5 75/39.7

**NET PUNTING AVG.** 35.3 34.5

**PENALTIES/YARDS** 109/824 90/713

**FUMBLES/BALL LOST** 26/16 28/17

<b>TOUCHDOWNS</b>	33	29
Rushing	15	14
Passing	15	14
Returns	3	1

SCORE BY PERIOD	Q1	Q2	Q3	Q4	OT	PTS
BILLS	71	83	81	91	3	329
OPPONENTS	44	104	27	62	0	237

SCORING	TD	Ru	Pa	Rt	K-PAT	FG	S	Pts
Norwood	0	0	0	0	33/33	32/37	0	129
Riddick	13	12	1	1	0/0	0/0	0	84
Reed	6	0	6	0	0/0	0/0	0	36
Harmon	4	1	3	0	0/0	0/0	0	24
Rolle	2	0	2	0	0/0	0/0	0	12
Thomas	2	2	0	0	0/0	0/0	0	12
Burkett	1	0	1	0	0/0	0/0	0	6
F. Johnson	1	0	1	0	0/0	0/0	0	6
Kelso	1	0	0	1	0/0	0/0	0	6
Metzelaars	1	0	1	0	0/0	0/0	0	6
Seals	1	0	0	1	0/0	0/0	0	6
B. Smith	0	0	0	0	0/0	0/0	1	2
BILLS	33	15	15	33	33/33	32/37	1	329
OPP	29	14	14	1	27/29	12/24	0	237

**SACKS:** B. Smith 11.0, Bennett 9.5, Still 6.0, Wright 5.0, Smerlas 4.0, Talley 2.5, Seals 2.0, Conlan 1.5, Radecic 1.5, Bentley 1.0, Garner 1.0, L. Smith 1.0.  
**BILLS:** 46.0, **OPPONENTS:** 30.0

RUSHING	No.	Yds	Avg	Long	TD
Thomas	207	881	4.3	37t	2
Riddick	111	438	3.9	21	12
Mueller	81	296	3.7	20	0
Harmon	57	212	3.7	32	1
Kelly	35	154	4.4	20	0
Byrum	28	91	3.3	11	0
Reed	6	64	10.7	36	0
Reich	3	-3	-1.0	-1	0
BILLS	528	2133	4.0	37t	15
OPP	477	1854	3.9	58t	14

RECEIVING	No.	Yds	Avg	Long	TD
Reed	71	968	13.6	65t	6
T. Johnson	37	514	13.9	49	0
Harmon	37	427	11.5	36	3
Metzelaars	33	438	13.3	35	1
Riddick	30	282	9.4	26	1
Burkett	23	354	15.4	34	1
Thomas	18	208	11.6	34	0
F. Johnson	9	170	18.9	66t	1
Mueller	8	42	5.3	17	0
Rolle	2	3	1.5	2t	2
Byrum	2	0	0.0	3	0
Kelly	1	5	5.0	5	0
BILLS	271	3411	12.6	66t	15
OPP	250	3046	12.2	63t	14

INTERCEPTIONS	No.	Yds	Avg	Long	TD
Kelso	7	180	25.7	78t	1
Bennett	2	30	15.0	30	0
L. Smith	1	14	14.0	14	0
Cocroft	1	17	17.0	17	0
Davis	1	3	3.0	3	0
Bentley	1	0	0.0	0	0
Conlan	1	0	0.0	0	0
Odomes	1	0	0.0	0	0
BILLS	15	244	16.3	78t	1
OPP	17	202	11.9	40t	1

PUNTING	No	Yds	Avg	Net	Tb	In	Lg	B
Kidd	62	2451	39.5	35.3	2	13	60	0
BILLS	62	2451	39.5	35.3	2	13	60	0
OPP	75	2977	39.7	34.5	12	21	64	2

PUNT RETURNS	Ret	FC	Yds	Avg	Long	TD
F. Johnson	16	3	72	4.5	16	0
Tucker	10	5	80	8.0	24	0
BILLS	26	8	152	5.8	24	0
OPP	36	10	222	6.2	18	0

KICKOFF RETURNS	No.	Yds	Avg	Long	TD
Tucker	15	310	20.7	30	0
F. Johnson	14	250	17.9	24	0
Harmon	11	249	22.6	37	0
Riddick	6	100	16.7	23	0
Byrum	2	9	4.5	9	0
Pike	1	5	5.0	5	0
Rolle	1	12	12.0	12	0
BILLS	50	935	18.7	37	0
OPP	69	1117	16.2	30	0

**FIELD GOALS** 1-19 20-29 30-39 40-49 50+

Norwood	1-1	10-10	15-16	6-9	0-1
BILLS	1-1	10-10	15-16	6-9	0-1
OPP	0-0	5-7	3-4	3-8	1-5

Norwood: (27G,42N,26G)(41G,35G,28G)  
(38G,44G,41G)(38G,39G,39G,48G,49G)(28G,46N)  
(52N,45G,19G)(30G,34G,28G)(30G,35G,33G)( )  
(27G,23G)(30G,39N)(47N,25G,26G,30G)(30G)  
(30G,30G,22G)  
OPPONENTS: (42N,30G)(31G,27G,50N)( )  
(49N)(22G)(31G,49N,40G,22G)( ) (25N,52N,  
39N)( ) (41G)( ) (23G,40G,40N)(51N)(29G,29N)(53N,  
52G,48N)

## USUAL STARTERS

### OFFENSE

WR	86	Trumaine Johnson (9)
	85	Chris Burkett (7)
LT	73	Will Wolford
LG	51	Jim Ritcher
C	67	Kent Hull
RG	65	Tim Vogler
RT	70	Joe Devlin
TE	88	Pete Metzelaars
WR	83	Andre Reed
FB	39	Jamie Mueller
RB	34	Thurman Thomas
QB	12	Jim Kelly

### DEFENSE

LE	72	Art Still
NT	76	Fred Smerlas
RE	78	Bruce Smith
LOLB	55	Cornelius Bennett
LILB	58	Shane Conlan
RILB	50	Ray Bentley
ROLB	56	Darryl Talley
LCB	29	Derrick Burroughs
RCB	37	Nate Odomes
FS	38	Mark Kelso
SS	46	Leonard Smith

PASSING	Att	Cmp	Yds	Cmp%	Yds/Att	TD	TD%	Int	Int%	Long	Sack/Lost	Rating
Kelly	452	269	3380	59.5	7.48	15	3.3	17	3.8	66t	30/229	78.2
Riddick	2	2	31	100.0	15.50	0	0.0	0	0.0	26	0/0	118.8
BILLS	454	271	3411	59.7	7.51	15	3.3	17	3.7	66t	30/229	78.5
OPPONENTS	448	250	3046	55.8	6.80	14	3.1	15	3.3	63t	46/322	73.4



# 1989 SEASON STATISTICS

9-7 | 1ST IN AFC EAST | HEAD COACH MARV LEVY

Date	W/L Score	Opponent	Attendance
9/10	W 27-24	at Miami	54,541
9/18	L 14-28	Denver	78,176
9/24	W 47-41 (OT)	at Houston	57,278
10/1	W 31-10	New England	78,921
10/8	L 14-37	at Indianapolis	58,890
10/16	W 23-20	LA Rams	76,231
10/22	W 34-3	NY Jets	76,811
10/29	W 31-17	Miami	80,208
11/5	L 28-30	at Atlanta	45,267
11/12	W 30-7	at Indianapolis	79,256
11/19	L 24-33	at New England	49,663
11/26	W 24-7	Cincinnati	80,074
12/4	L 16-17	at Seattle	57,682
12/10	L 19-22	New Orleans	70,037
12/17	L 10-21	at San Francisco	60,927
12/23	W 37-0	at NY Jets	21,148

## AFC DIVISIONAL PLAYOFF

1/6	L 30-34	at Cleveland	77,706
-----	---------	--------------	--------

## TOTAL FIRST DOWNS

Rushing	334	299
Passing	136	117
Penalty	177	156
3rd Down: Made/Att	21	26
3rd Down Pct.	86/203	75/213
4th Down: Made/Att	42.4	35.2
4th Down Pct.	4/8	7/15
	50.0	46.7

## POSSESSION AVG.

30:12	29:48
-------	-------

## TOTAL NET YARDS

Avg. Per Game	365.8	315.4
Total Plays	1045	1030
Avg. Per Play	5.6	4.9

## NET YARDS RUSHING

Avg. Per Game	141.5	115.0
Total Rushes	532	484

## NET YARDS PASSING

Avg. Per Game	224.3	200.4
Sacked/Yards Lost	35/242	38/289
Gross Yards	3831	3495
Att./Completions	478/281	508/255
Completion Pct.	58.8	50.2
Had Intercepted	20	23

## PUNTS/AVERAGE

67/38.3	75/38.3
---------	---------

## NET PUNTING AVG.

32.2	32.1
------	------

## PENALTIES/YARDS

103/831	87/616
---------	--------

## FUMBLES/BALL LOST

30/21	31/13
-------	-------

## TOUCHDOWNS

TOUCHDOWNS	49	34
Rushing	15	15
Passing	32	14
Returns	2	5

SCORE BY PERIOD	Q1	Q2	Q3	Q4	OT	PTS
BILLS	59	117	92	135	6	409
OPP	62	44	88	123	0	317

## SCORING

TD	Ru	Pa	Rt	K-PAT	FG	S	Pts
Norwood	0	0	0	0	46/48	23/30	0 115
Thomas	12	6	6	0	0/0	0/0	0 72
Reed	9	0	9	0	0/0	0/0	0 54
Kinnebrew	6	6	0	0	0/0	0/0	0 36
Harmon	4	0	4	0	0/0	0/0	0 24
K. Davis	3	1	2	0	0/0	0/0	0 18
Loflan	3	0	3	0	0/0	0/0	0 18
Beebe	2	0	2	0	0/0	0/0	0 12
Kelly	2	2	0	0	0/0	0/0	0 12
McKellar	2	0	2	0	0/0	0/0	0 12
Metzelaars	2	0	2	0	0/0	0/0	0 12
Jackson	1	0	0	1	0/0	0/0	0 6
Johnson	1	0	1	0	0/0	0/0	0 6
Kelso	1	0	0	1	0/0	0/0	0 6
Rolle	1	0	1	0	0/0	0/0	0 6
BILLS	49	15	32	2	46/48	23/30	0 409
OPP	34	15	14	5	33/34	26/37	1 317

**SACKS:** B. Smith 13.0, Talley 6.0, Bennett 5.5, Seals 4.0, Wright 3.0 Radevic 4.5, Burroughs 1.0, Cofield 1.0, Conlan 1.0, Odomes 1.0, Smerlas 1.0  
**BILLS:** 38.0 **OPPONENTS:** 35.0

## RUSHING

Thomas	298	1244	4.2	38	6
Kinnebrew	131	533	4.1	25	6
K. Davis	29	149	5.1	21	1
Kelly	29	137	4.7	19	2
Harmon	17	99	5.8	24	0
Mueller	16	44	2.8	9	0
Reed	2	31	15.5	23	0
Gelbaugh	1	-3	-3.0	-3	0
BILLS	532	2264	4.3	38	15
OPP	484	1840	3.8	33	15

## RECEIVING

Reed	88	1312	14.9	78t	9
Thomas	60	669	11.2	74t	6
Harmon	29	363	12.5	42t	4
Johnson	25	303	12.1	36	1
McKellar	20	341	17.1	39t	2
Metzelaars	18	179	9.9	23	2
Beebe	17	317	18.6	63t	2
Loflan	8	166	20.8	47	3
K. Davis	6	92	15.3	29	2
Kinnebrew	5	60	12.0	18	0
Burkett	3	20	6.7	9	0
Mueller	1	8	8.0	8	0
Rolle	1	1	1.0	1t	1
BILLS	281	3831	13.6	78t	32
OPP	255	3495	13.7	78t	14

## INTERCEPTIONS

Kelso	6	101	16.8	43	0
Odomes	5	20	4.0	13	0
L. Smith	2	46	23.0	24	0
Jackson	2	43	21.5	40t	1
Bennett	2	5	2.5	6	0
Drane	1	25	25.0	25	0
Bailey	1	16	16.0	16	0
Still	1	10	10.0	10	0
Sutton	1	3	3.0	3	0
Conlan	1	0	0.0	0	0
Wright	1	0	0.0	0	0
BILLS	23	269	11.7	43	1
OPP	20	364	18.2	80t	2

PUNTING	No.	Yds	Avg	Net	TB	In	Lg	B
Kidd	65	3564	39.4	32.2	9	15	60	2
BILLS	67	3564	38.3	32.2	9	15	60	2
OPP	75	2870	38.3	32.1	8	18	59	0

## PUNT RETURNS

	Ret	Yds	Avg	Long	TD	
Sutton	26	9	231	8.9	26	0
Tucker	6	3	63	10.5	14	0
Johnson	1	0	7	7.0	7	0
BILLS	33	12	301	9.1	26	0
OPP	25	15	227	9.1	25	0

## KICKOFF RETURNS

Harmon	18	409	22.7	49	0
Beebe	16	353	22.1	85	0
Tucker	10	166	16.6	23	0
K. Davis	3	52	17.3	20	0
Rolle	2	20	10.0	14	0
Tasker	2	39	19.5	20	0
Jackson	1	0	0.0	0	0
Mueller	1	19	19.0	19	0
BILLS	53	1058	20.0	85	0
OPP	75	1187	15.8	40	0

## FIELD GOALS

	1-19	20-29	30-39	40-49	50+
Norwood	0-0	5-6	8-9	10-15	0-0
BILLS	0-0	5-6	8-9	10-15	0-0
OPP	0-0	10-11	9-11	4-8	3-7

Norwood: (34G,37G)(43N)(43G,26G)(36G)(40N)(38G,47G,40G)(37N,38G,27G)(45G,43N)(42G,40G,42N,32G)(24N,31G)(24G)(32G,40G,43G,48N)(43G,48G)(23G)(26G) OPPONENTS: (29G)(22G,33G,46G,24G)(26G,47N,52G,37N)(35G,37N)(32G,46G,25G)(34G,36G)(52N,41G)(45G)(45N,54G,26G,50G)(34G,24G,34G,38G)(29G,50N,53N)(41N,31G,26G,50N,22G)(44N)(29N)

## USUAL STARTERS

### OFFENSE

WR	83	Andre Reed
TE	84	Keith McKeller
LT	73	Will Wolford
LG	51	Jim Ritcher
C	67	Kent Hull
RG	70	Joe Devlin
RT	75	Howard Ballard
TE	88	Pete Metzelaars
FB	28	Larry Kinnebrew
RB	34	Thurman Thomas
QB	12	Jim Kelly

### DEFENSE

LE	72	Art Still
NT	76	Fred Smerlas
RE	78	Bruce Smith
LOLB	55	Cornelius Bennett
LILB	58	Shane Conlan (9)
	97	Scott Radevic (7)
RILB	50	Ray Bentley
ROLB	56	Darryl Talley
LCB	47	Kirby Jackson
RCB	37	Nate Odomes
FS	38	Mark Kelso
SS	46	Leonard Smith

## PASSING

Kelly	391	228	3130	58.3	8.01	25	6.4	18	4.6	78t	30/216	86.2
Reich	87	53	701	60.9	8.06	7	8.0	2	2.3	63t	4/24	103.7
Johnson	0	0	0	0.0	0.00	0	0.0	0	0.0	0	1/2	0.0
BILLS	478	281	3831	58.8	8.01	32	6.7	20	4.2	78t	35/242	89.3
OPPONENTS	508	255	3495	50.2	6.88	14	2.8	23	4.5	78t	38/289	62.9



# 1990 SEASON STATISTICS

13-3 | 1ST IN AFC EAST | AFC CHAMPIONS | HEAD COACH MARV LEVY

Date	W/L Score	Opponent	Attendance
9/9	W 26-10	Indianapolis	78,899
9/16	L 7-30	at Miami	68,142
9/24	W 30-7	at NY Jets	69,927
9/30	W 29-28	Denver	74,393
10/7	W 38-24	LA Raiders	80,076
10/21	W 30-27	NY Jets	79,002
10/28	W 27-10	at New England	51,959
11/4	W 42-0	at Cleveland	78,331
11/11	W 45-14	Phoenix	74,904
11/18	W 14-0	New England	74,720
11/26	L 24-27	at Houston	60,130
12/2	W 30-23	Philadelphia	79,320
12/9	W 31-7	at Indianapolis	53,268
12/15	W 17-13	at NY Giants	66,893
12/23	W 24-14	Miami	80,235
12/30	L 14-29	at Washington	52,397

## AFC DIVISIONAL PLAYOFF

1/12	W 44-34	Miami	77,087
<b>AFC CHAMPIONSHIP GAME</b>			
1/20	W 51-3	LA Raiders	80,324
<b>SUPER BOWL XXV, TAMPA STADIUM</b>			
1/27	L 19-20	NY Giants	73,813

	BUF	OPP
<b>TOTAL FIRST DOWNS</b>	302	288
Rushing	123	105
Passing	161	159
Penalty	18	24
3rd Down: Made/Att	82/186	79/208
3rd Down Pct.	44.1	42.8
4th Down: Made/Att	5/11	10/19
4th Down: Pct.	45.5	52.6

**POSSESSION AVG.** 28:39 31:21

	5276	4607
<b>TOTAL NET YARDS</b>		
Avg. Per Game	329.8	287.9
Total Plays	931	981
Avg. Per Play	5.7	4.7

	2080	1808
<b>NET YARDS RUSHING</b>		
Avg. Per Game	130	113
Total Rushes	479	483

	3196	2799
<b>NET YARDS PASSING</b>		
Avg. Per Game	199.8	174.9
Sacked/Yards Lost	27/208	43/326
Gross Yards	3404	3125
Att./Completions	425/263	455/254
Completion Pct.	61.9	55.8
Had Intercepted	11	18

**PUNTS/AVERAGE** 58/39.3 66/38.2

**NET PUNTING AVG.** 33.6 34.0

**PENALTIES/YARDS** 92/683 107/839

**FUMBLES/BALL LOST** 17/10 33/17

	53	30
<b>TOUCHDOWNS</b>		
Rushing	20	13
Passing	28	17
Returns	5	0

SCORE BY PERIOD	Q1	Q2	Q3	Q4	OT	PTS
BILLS	83	116	69	160	0	428
OPP	55	74	72	62	0	263

SCORING	TD	Ru	Pa	Rt	K-PAT	FG	S	Pts
Norwood	0	0	0	0	50/53	20/29	0	110
Thomas	13	11	2	0	0/0	0/0	0	78
Reed	8	0	8	0	0/0	0/0	0	48
K. Davis	5	4	1	0	0/0	0/0	0	30
McKellar	5	0	5	0	0/0	0/0	0	30
Lofton	4	0	4	0	0/0	0/0	0	24
Mueller	3	2	1	0	0/0	0/0	0	18
Rolle	3	0	3	0	0/0	0/0	0	18
D. Smith	2	2	0	0	0/0	0/0	0	12
Tasker	2	0	2	0	0/0	0/0	0	12
Beebe	1	0	1	0	0/0	0/0	0	6
Bennett	1	0	0	1	0/0	0/0	0	6
Kinnebrew	1	0	0	0	0/0	0/0	0	6
Metzelaars	1	0	1	0	0/0	0/0	0	6
Odomes	1	0	0	1	0/0	0/0	0	6
L. Smith	1	0	0	1	0/0	0/0	0	6
Talley	1	0	0	1	0/0	0/0	0	6
Williams	1	0	0	1	0/0	0/0	0	6
BILLS	53	20	28	5	50/53	20/29	0	428
OPP	30	13	17	0	29/30	18/24	0	263

**SACKS:** B. Smith 19.0, Wright 5.0, Bennett 4.0, Seals 4.0, Talley 4.0, Bailey 2.0, Lodish 2.0, Conlan 1.0, Hicks 1.0, Garner 0.5, Patton 0.5.  
**BILLS:** 43.0, **OPPONENTS:** 27.0

RUSHING	No.	Yds	Avg	Long	TD
Thomas	271	1297	4.8	80t	11
K. Davis	64	302	4.7	47	4
Mueller	59	207	3.5	20	2
D. Smith	20	82	4.1	13	2
Kelly	22	63	2.9	15	0
Gardner	15	41	2.7	14	0
Reich	15	24	1.6	9	0
Beebe	1	23	23.0	23	0
Reed	3	23	7.7	26	0
Kinnebrew	9	18	2.0	4	1
BILLS	479	2080	4.3	80t	20
OPP	483	1808	3.7	51	13

RECEIVING	No.	Yds	Avg	Long	TD
Reed	71	945	13.3	56t	8
Thomas	49	532	10.9	63	2
Lofton	35	712	20.3	71	4
McKellar	34	464	13.6	43	5
D. Smith	21	225	10.7	39	0
Mueller	16	106	6.6	30	1
Beebe	11	221	20.1	49	1
Metzelaars	10	60	6.0	12	1
K. Davis	9	78	8.7	16	1
Rolle	3	6	2.0	3t	3
Tasker	2	44	22.0	24t	2
Edwards	2	11	5.5	6	0
BILLS	263	3404	12.9	71	28
OPP	254	3125	12.3	95t	17

INTERCEPTIONS	No.	Yds	Avg	Long	TD
Jackson	3	16	5.3	14	0
Talley	2	60	30.0	60t	1
L. Smith	2	39	19.5	39t	1
Hagy	2	23	11.5	23	0
Kelso	2	0	0.0	0	0
Williams	2	0	0.0	0	0
Bentley	1	13	13.0	13	0
Hicks	1	0	0.0	0	0

Odomes	1	0	0.0	0	0
Pool	1	0	0.0	0	0
Seals	1	0	0.0	0	0
BILLS	18	151	8.4	60t	2
OPP	11	156	14.2	61	0

PUNTING	No	Yds	Avg	Net	Tb	In	Lg	B
Tuten	53	2107	39.8	34.2	4	12	55	0
Nies	5	174	34.8	27.4	0	0	39	0
BILLS	58	2281	39.3	33.6	4	12	55	0
OPP	66	2523	38.2	34.0	5	18	61	3

PUNT RETURNS	Ret	FC	Yds	Avg	Long	TD
Edwards	14	5	92	6.6	16	0
Hale	10	4	76	7.6	25	0
Odomes	1	0	9	9.0	9	0
BILLS	25	9	177	7.1	25	0
OPP	31	12	251	8.1	21	0

KICKOFF RETURNS	No.	Yds	Avg	Long	TD
D. Smith	32	643	20.1	38	0
Edwards	11	256	23.3	54	0
Beebe	6	119	19.8	27	0
Rolle	2	22	11.0	11	0
BILLS	51	1040	20.4	54	0
OPP	73	1129	15.5	35	0

FIELD GOALS	1-19	20-29	30-39	40-49	50+
Norwood	0-0	9-11	5-8	6-10	0-0
BILLS	0-0	9-11	5-8	6-10	0-0
OPP	2-2	9-12	5-6	2-3	0-1

Norwood : (29G,44N,31G,37G,43N,47G)( ) (24N,48G,42G,27G)(37N,37G,48N)(23G) (29G,24N)(35G,35G)(42N)(25G)(30N)(43G) (43G,21G,45G,36N)(25G)(29G)(21G)( )  
OPPONENTS: (24G,29N)(23G,29G,48G)( ) (49N,24N)(50N,19G)(28G,25G)(32G) ( ) (35N)(25G,36G)(32G)( ) (23G,22G)(28N) (37G,24G,19G,43G,32G)

## USUAL STARTERS

OFFENSE		
WR	80	James Lofton
LT	69	Will Wolford
LG	51	Jim Ritcher
C	67	Kent Hull
RG	65	John Davis
RT	75	Howard Ballard
TE	84	Keith McKellar
WR	83	Andre Reed
FB	39	Jamie Mueller
RB	34	Thurman Thomas
QB	12	Jim Kelly

DEFENSE		
LE	96	Leon Seals
NT	91	Jeff Wright
RE	78	Bruce Smith
LOLB	55	Cornelius Bennett
ULB	58	Shane Conlan
RILB	50	Ray Bentley (9)
	54	Carlton Bailey (6)
ROLB	56	Darryl Talley
LCB	47	Kirby Jackson
RCB	37	Nate Odomes
FS	22	John Hagy
SS	46	Leonard Smith

PASSING	Att	Cmp	Yds	Cmp%	Yds/Att	TD	TD%	Int	Int%	Long	Sack/Lost	Rating
Kelly	480	285	3593	59.4	7.49	22	4.6	17	3.5	84t	43/330	83.3
Reich	19	9	104	47.4	5.47	0	0.0	2	10.5	37	2/4	24.8
BILLS	499	294	3697	58.9	7.41	22	4.4	19	3.8	84t	45/334	80.9
OPPONENTS	570	343	4069	60.2	7.14	21	3.7	10	1.8	71t	36/267	86.9



# 1991 SEASON STATISTICS

13-3 | 1ST IN AFC EAST | AFC CHAMPIONS | HEAD COACH MARV LEVY

Date	W/L Score	Opponent	Attendance
9/1	W 35-31	Miami	80,252
9/8	W 52-34	Pittsburgh	79,545
9/15	W 23-20	at NY Jets	65,309
9/22	W 17-10	at Tampa Bay	57,323
9/29	W 35-20	Chicago	80,366
10/7	L 6-33	at Kansas City	76,120
10/13	W 42-6	Indianapolis	79,015
10/21	W 35-16	Cincinnati	80,131
11/3	W 22-17	New England	78,278
11/10	W 34-24	at Green Bay	52,175
11/18	W 41-27	at Miami	71,062
11/24	L 13-16	at New England	47,053
12/1	W 24-13	NY Jets	80,243
12/8	W 30-27 (OT)	at LA Raiders	85,081
12/15	W 35-7	at Indianapolis	48,286
12/22	L 14-17(OT)	Detroit	78,059

## AFC DIVISIONAL PLAYOFF

1/5 W 37-14 Kansas City

## AFC CHAMPIONSHIP GAME

1/12 W 10-7 Denver

## SUPER BOWL XXVI, METRODOME

1/26 L 24-37 Washington

	BUF	OPP
TOTAL FIRST DOWNS	359	335
Rushing	128	138
Passing	208	166
Penalty	23	31
3rd Down: Made/Att	90/191	74/218
3rd Down Pct.	47.1	33.9
4th Down: Made/Att	4/12	8/20
4th Down: Pct.	33.3	40.0

POSSESSION AVG. 26:04 33:56

TOTAL NET YARDS	6252	5458
Avg. Per Game	390.8	341.1
Total Plays	1056	1086
Avg. Per Play	5.9	5.0

NET YARDS RUSHING	2381	2044
Avg. Per Game	148.8	127.8
Total Rushes	505	519

NET YARDS PASSING	3871	3414
Avg. Per Game	241.9	213.4
Sacked/Yards Lost	35/269	31/246
Gross Yards	4140	3660
Att./Completions	516/332	536/299
Completion Pct.	64.3	55.8
Had Intercepted	19	23

PUNTS/AVERAGE 54/38.6 70/39.1

NET PUNTING AVG. 36.1 33.4

PENALTIES/YARDS 114/870 109/933

FUMBLES/BALL LOST 25/16 26/14

TOUCHDOWNS	58	34
Rushing	16	20
Passing	39	12
Returns	3	2

SCORE BY PERIOD	Q1	Q2	Q3	Q4	OT	PTS
BILLS	82	130	106	137	3	458
OPP	40	87	92	96	3	318

SCORING	TD	Ru	Pa	Rt	K-PAT	FG	S	Pts
Norwood	0	0	0	0	56/58	18/29	0	110
Thomas	12	7	5	0	0/0	0/0	0	72
Reed	10	0	10	0	0/0	0/0	0	60
Lofton	8	0	8	0	0/0	0/0	0	48
Beebe	6	0	6	0	0/0	0/0	0	36
K. Davis	5	4	1	0	0/0	0/0	0	30
Gardner	4	4	0	0	0/0	0/0	0	24
McKeller	3	0	3	0	0/0	0/0	0	18
Edwards	2	0	1	1	0/0	0/0	0	12
Metzelaars	2	2	0	0	0/0	0/0	0	12
Rolle	2	2	0	0	0/0	0/0	0	12
Bennett	1	0	0	1	0/0	0/0	0	6
Kelly	1	1	0	0	0/0	0/0	0	6
Odomes	1	0	0	1	0/0	0/0	0	6
Tasker	1	0	1	0	0/0	0/0	0	6
BILLS	58	16	39	3	56/58	18/29	458	
OPP	34	20	12	2	33/34	27/35	318	

SACKS: Bennett 9.0, Wright 6.0, Talley 6.0, Hansen 2.0, L. Smith 2.0, Lodish 1.5, B. Smith 1.5, Jackson 1.0, Odomes 1.0, Rogers 1.0, Seals 1.0, Bills 1.0, OPPONENTS: 35.0

RUSHING	No.	Yds	Avg	Long	TD
Thomas	288	1407	4.9	33	7
K. Davis	129	624	4.8	78	4
Gardner	42	146	3.5	18	4
Reed	12	136	11.3	46	0
Kelly	20	45	2.3	12	1
Edwards	1	17	17.0	17	0
Reich	13	6	0.5	8	0
BILLS	505	2381	4.7	78	16
OPP	519	2044	3.9	56	20

RECEIVING	No.	Yds	Avg	Long	TD
Reed	81	1113	13.7	55	10
Thomas	62	631	10.2	50	5
Lofton	57	1072	18.8	77	8
McKeller	44	434	9.9	29	3
Beebe	32	414	12.9	34	6
Edwards	22	228	10.4	33	1
K. Davis	20	118	5.9	14	1
Metzelaars	5	54	10.8	51	2
Gardner	3	20	6.7	11	0
Rolle	3	10	3.3	5	2
Tasker	2	39	19.5	20	1
Alexander	1	7	7.0	7	0
BILLS	332	4140	12.5	77	39
OPP	299	3660	12.2	78	12

INTERCEPTIONS	No.	Yds	Avg	Long	TD
Odomes	5	120	24.0	48	1
Talley	5	45	9.0	13	0
Jackson	4	31	7.8	15	0
L. Smith	3	22	7.3	22	0
Kelso	2	0	0.0	0	0
Bentley	1	58	58.0	58	0
Hale	1	0	0.0	0	0

Hicks	1	0	0.0	0	0
Williams	1	0	0.0	0	0
BILLS	23	276	12.0	58	1
OPP	19	320	16.8	57	2

PUNTING	No.	Yds	Avg	Net	Tb	In	Lg	B
Mohr	54	2085	38.6	36.1	4	12	58	0
BILLS	54	2085	38.6	36.1	4	12	58	0
OPP	70	2740	39.1	33.4	6	19	93	1

PUNT RETURNS	Ret	FC	Yds	Avg	Long	TD
Edwards	13	9	69	5.3	21	0
Hicks	12	7	203	16.9	59	0
Odomes	1	0	9	9.0	9	0
BILLS	26	16	281	10.8	59	0
OPP	15	17	53	3.5	20	0

KICKOFF RETURNS	No.	Yds	Avg	Long	TD
Edwards	31	623	20.1	91	1
Fuller	8	125	15.6	22	0
Beebe	7	121	17.3	24	0
K. Davis	4	73	18.3	23	0
Gardner	1	10	10.0	10	0
Taylor	1	18	18.0	18	0
Rolle	0	0	—	0	0
BILLS	52	970	18.7	91	1
OPP	62	1266	20.4	54	0

FIELD GOALS	1-19	20-29	30-39	40-49	50+
Norwood	1-1	7-8	3-7	5-9	2-4
BILLS	1-1	7-8	3-7	5-9	2-4
OPP	3-3	13-13	5-9	5-6	1-4

Norwood: (25N)(50N,50G)(52G,25G,44G,48N)(36N,33G)(49N)(44G,25G)( ) ( ) (19G,47N,21G,42G)(38G,21G)(42G,21G)(23G,29G)(31G)(49N,32N,36N,42G)( ) ( ) (52N,37N) OPPONENTS: (21G)(50N,25G,27G)(32G,39G,51N)(39N,19G)(28G,42G)(41G,40G,24G,22G)(26G,29G)(32G,53G,42G)(46N,36G,35N)(25G)(33G,28G)(50N,46G,32N)( ) (19G,23G)(19G,28G)( ) (30N,21G)

## USUAL STARTERS

OFFENSE		
WR	80	James Lofton
LT	69	Will Wolford
LG	51	Jim Ritcher
C	67	Kent Hull
RG	65	John Davis
TE	75	Howard Ballard
RT	84	Keith McKeller
WR	83	Andre Reed
WR	82	Don Beebe
RB	34	Thurman Thomas
QB	12	Jim Kelly

DEFENSE		
LE	96	Leon Seals
NT	91	Jeff Wright
RE	90	Phil Hansen
LOLB	97	Cornelius Bennett
ULB	58	Shane Conlan
RILB	54	Carlton Bailey
ROLB	56	Darryl Talley
LCB	47	Kirby Jackson
RCB	37	Nate Odomes
FS	38	Mark Kelso
SS	46	Leonard Smith

PASSING	Att	Cmp	Yds	Cmp%	Yds/Att	TD	TD%	Int	Int%	Long	Sack/Lost	Rating
Kelly	474	304	3844	64.1	8.11	33	7.0	17	3.6	77	31/227	97.6
Reich	41	27	305	65.9	7.44	6	14.6	2	4.9	29	4/42	107.2
Mohr	1	1	-9	100.0	-9.00	0	0.0	0	0.0	-9	0/0	79.2
BILLS	516	332	4140	64.3	8.02	39	7.6	19	3.7	77	35/269	99.0
OPPONENTS	536	299	3660	55.8	6.83	12	2.2	23	4.3	78	31/246	66.6



# 1992 SEASON STATISTICS

11-5 | 2ND IN AFC EAST | AFC CHAMPIONS | HEAD COACH MARV LEVY

Date	W/L Score	Opponent	Attendance
9/6	W 40-7	LA Rams	79,001
9/13	W 34-31	at San Francisco	64,053
9/20	W 38-0	Indianapolis	77,781
9/27	W 41-7	at New England	52,527
10/4	L 10-37	Miami	80,368
10/11	L 3-20	at LA Raiders	52,287
10/26	W 24-20	at NY Jets	68,181
11/1	W 16-7	New England	78,268
11/8	W 28-20	Pittsburgh	80,294
11/16	W 26-20	at Miami	70,629
11/22	W 41-14	Atlanta	80,004
11/29	L 13-16 (OT)	at Indianapolis	50,221
12/6	L 17-24	NY Jets	75,876
12/12	W 27-17	Denver	71,740
12/20	W 20-16	at New Orleans	68,591
12/27	L 3-27	at Houston	61,742

## AFC WILDCARD PLAYOFF

1/3 W41-38(OT) Houston 75,141

## AFC DIVISIONAL PLAYOFF

1/9 W 24-3 at Pittsburgh 60,407

## AFC CHAMPIONSHIP GAME

1/17 W 29-10 at Miami 72,703

## SUPER BOWL XXVII, ROSE BOWL

1/31 L 17-52 Dallas 98,374

	BUF	OPP
TOTAL FIRST DOWNS	350	278
Rushing	133	77
Passing	192	185
Penalty	25	16

3rd Down: Made/Att 80/202 84/218

3rd Down Pct. 39.6 38.5

4th Down: Made/Att 4/10 7/14

4th Down Pct. 40.0 50.0

POSSESSION AVG. 28:10 31:50

TOTAL NET YARDS	5893	4064
Avg. Per Game	368.3	287.8
Total Plays	1087	991
Avg. Per Play	5.4	4.6

NET YARDS RUSHING	2436	1395
Avg. Per Game	152.3	87.2
Total Rushes	549	427

NET YARDS PASSING	3457	3209
Avg. Per Game	216.1	200.6
Sacked/Yards Lost	29/221	44/351
Gross Yards	3678	3560
Att./Completions	509/293	520/305
Completion Pct.	57.6	58.7
Had Intercepted	21	23

PUNTS/AVERAGE 60/42.2 79/43.9

NET PUNTING AVG. 36.8 36.5

PENALTIES/YARDS 103/775 118/933

FUMBLES/BALL LOST 30/17 29/12

TOUCHDOWNS	44	31
Rushing	18	8
Passing	23	19
Returns	3	4

## SCORE BY PERIOD Q1 Q2 Q3 Q4 OT PTS

BILLS	77	118	105	81	0	381
OPPONENTS	46	101	72	61	3	283

SCORING	TD	Ru	Pa	Rt	K-PAT	FG	S	Pts
Christie	0	0	0	0	43/44	24/30	11	5
T. Thomas	12	9	3	0	0/0	0/0	0	72
K. Davis	6	6	0	0	0/0	0/0	0	36
Lofton	6	6	0	0	0/0	0/0	0	36
Metzelaars	6	6	0	0	0/0	0/0	0	36
Reed	3	0	3	0	0/0	0/0	0	18
Beebe	2	0	2	0	0/0	0/0	0	12
Frerotte	2	0	2	0	0/0	0/0	0	12
Gardner	2	0	2	0	0/0	0/0	0	12
Fina	1	0	1	0	0/0	0/0	0	6
Kelly	1	1	0	0	0/0	0/0	0	6
Lodish	1	0	0	1	0/0	0/0	0	6
Hale	0	0	0	0	0/0	0/0	1	2
BILLS	44	18	23	3	43/44	24/30	1	381
OPP	31	8	19	4	31/31	22/30	28	3

2-Pt. Conversions: BILLS 0-0, OPPONENTS 2-4

SACKS: Smith 14.0, Hansen 8.0, Wright 6.0, Bennett 4.0, Talley 4.0, Conlan 2.0, M. Patton 2.0, Bailey 1.0, Hicks 1.0, Odomes 1.0, Pike 1.0  
BILLS: 44.0  
OPPONENTS: 29.0

RUSHING	No.	Yds	Avg	Long	TD
Thomas	312	1487	4.8	44	9
K. Davis	139	613	4.4	64	6
Gardner	40	166	4.2	19	2
Reed	8	65	8.1	24	0
Kelly	31	53	1.7	10	1
Fuller	6	39	6.5	15	0
Mohr	1	11	11.0	11	0
Tasker	1	9	9.0	9	0
Edwards	1	8	8.0	8	0
Beebe	1	-6	-6.0	-6	0
Reich	9	-9	-1.0	0	0
BILLS	549	2436	4.4	64	18
OPP	427	1395	3.3	29	8

RECEIVING	No.	Yds	Avg	Long	TD
Reed	65	913	14.0	51	3
Thomas	58	626	10.8	43	3
Lofton	51	786	15.4	50	6
Beebe	11	144	13.1	43	1
Metzelaars	30	298	9.9	53	6
K. Davis	15	80	5.3	22	0
McKeller	14	110	7.9	26	0
Lamb	7	139	19.9	53	0
Gardner	7	67	9.6	17	0
Awalt	4	34	8.5	10	0
Edwards	2	25	12.5	20	0
Tasker	2	24	12.0	17	0
Fuller	2	17	8.5	17	0
Frerotte	2	4	2.0	2	2
Fina	1	1	1.0	1	1
BILLS	293	3678	12.6	65	23
OPP	305	3560	11.7	57	19

INTERCEPTIONS	No.	Yds	Avg	Long	TD
Jones	8	263	32.9	82	2
Kelso	7	21	3.0	13	0
Odomes	5	19	3.8	10	0
Williams	2	15	7.5	15	0
Conlan	1	7	7.0	7	0
BILLS	23	325	14.1	82	2
OPP	21	423	20.1	103	2

PUNTING	No	Yds	Avg	Net	TB	In	Lg	B
Mohr	60	2531	42.2	36.8	7	13	61	0
BILLS	60	2531	42.2	36.8	7	13	61	0
OPP	79	3465	43.9	36.5	6	20	62	0

PUNT RETURNS	Ret	FC	Yds	Avg	Long	TD
Hicks	29	6	289	10.0	42	0
Hale	14	2	175	12.5	27	0
BILLS	43	8	464	10.8	42	0
OPP	22	18	185	8.4	17	0

KICKOFF RETURNS	No.	Yds	Avg	Long	TD
K. Davis	14	251	17.9	35	0
Edwards	12	274	22.8	34	0
Frerotte	1	0	0.0	0	0
Fuller	8	134	16.8	28	0
Hicks	1	5	5.0	5	0
Lamb	5	97	19.4	31	0
BILLS	41	761	18.6	35	0
OPP	60	1215	20.3	75	1

FIELD GOALS 1-19 20-29 30-39 40-49 50+

Christie	2-2	9-9	3-6	7-8	3-5
BILLS	2-2	9-9	3-6	7-8	3-5
OPP	1-1	7-7	4-8	8-11	2-3

Christie:(49G,38G)(41G,28G)(39N,52G)(42G,30G)(40G)(25G,36B,49N)(33G)( ) ( ) (26G,54G,53B,23G,19G)(47G,18G)(52G,44G)(26G)(29G,25G)(25G,50N,29G,40G,33N)  
OPPONENTS:( ) (33N,24G,47N)(48N)( ) (30G,43G,34G)(45G,36G)(42G,40G)( ) (28G,49G)(21G,35N,50G)(37B,52G,37N,52N,23G,40G)(41G,45N)(26G)(35G,27G,42G)(28G,18G)

## USUAL STARTERS

### OFFENSE

WR	80	James Lofton
LT	69	Will Walford
LG	51	Jim Ritcher
C	67	Kent Hull
RG	74	Glenn Parker
RT	75	Howard Ballard
TE	88	Pete Metzelaars (8)
	84	Keith McKeller (7)
WR	83	Andre Reed
WR/FB	82	Don Beebe (8)
	35	Carwell Gardner (7)
RB	34	Thurman Thomas
QB	12	Jim Kelly

### DEFENSE

LE	90	Phil Hansen
NT	91	Jeff Wright
RE	78	Bruce Smith
LOLB	97	Cornelius Bennett
ULB	58	Shane Conlan
RILB	54	Carlton Bailey
ROLB	56	Darryl Talley
LCB	47	Kirby Jackson (9)
	31	James Williams (7)
RCB	37	Nate Odomes
FS	38	Mark Kelso
SS	20	Henry Jones

PASSING	Att	Cmp	Yds	Cmp%	Yds/Att	TD	TD%	Int	Int%	Long	Sack/Lost	Rating
Kelly	462	269	3457	58.2	7.48	23	5.0	19	4.1	65	20/145	81.2
Reich	47	24	221	51.1	4.70	0	0.0	2	4.3	21	9/76	46.5
BILLS	509	293	3678	57.6	7.23	23	4.5	21	4.1	65	29/221	78.0
OPPONENTS	520	305	3560	58.7	6.85	19	3.7	23	4.4	57	44/351	73.2



# 1993 SEASON STATISTICS

12-4 | 1ST IN AFC EAST | AFC CHAMPIONS | HEAD COACH MARV LEVY

Date	W/L Score	Opponent	Attendance
9/5	W 38-14	New England	79,751
9/12	W 13-10	at Dallas	63,226
9/26	L 13-22	Miami	79,635
10/3	W 17-14	NY Giants	79,283
10/11	W 35-7	Houston	79,613
10/24	W 19-10	at NY Jets	71,541
11/1	W 24-10	Washington	79,106
11/7	W 13-10(OT)	at New England	54,326
11/15	L 0-23	at Pittsburgh	60,265
11/21	W 23-9	Indianapolis	79,101
11/28	L 7-23	at Kansas City	74,452
12/5	L 24-25	LA Raiders	79,478
12/12	W 10-7	at Philadelphia	60,769
12/19	W 47-34	at Miami	71,597
12/26	W 16-14	NY Jets	70,817
1/2	W 30-10	at Indianapolis	43,028

## AFC DIVISIONAL PLAYOFF

1/15	W 29-23	LA Raiders	61,923
------	---------	------------	--------

## AFC CHAMPIONSHIP GAME

1/23	W 30-13	Kansas City	76,642
SUPER BOWL XXVIII, GEORGIA DOME			
1/30	L 13-30	Dallas	72,817

	BUF	OPP
TOTAL FIRST DOWNS	316	331
Rushing	117	114
Passing	176	199
Penalty	23	18
3rd Down: Made/Att	98/225	107/235
3rd Down Pct.	43.6	45.5
4th Down: Made/Att	5/8	6/18
4th Down: Pct.	62.5	33.3

POSSESSION AVG.	27:30	32:30
-----------------	-------	-------

TOTAL NET YARDS	5260	5554
Avg. Per Game	328.8	347.1
Total Plays	1078	1119
Avg. Per Play	4.9	5.0

NET YARDS RUSHING	1943	1921
Avg. Per Game	121.4	120.1
Total Rushes	550	500

NET YARDS PASSING	3317	3633
Avg. Per Game	207.3	227.1
Sacked/Yards Lost	31/218	37/256
Gross Yards	3535	3889
Att./Completions	497/304	582/323
Completion Pct.	61.2	55.5
Had Intercepted	18	23

PUNTS/AVERAGE	74/40.4	65/41.8
---------------	---------	---------

NET PUNTING AVG.	36.0	35.1
------------------	------	------

PENALTIES/YARDS	94/630	99/681
-----------------	--------	--------

FUMBLES/BALL LOST	26/17	35/24
-------------------	-------	-------

TOUCHDOWNS	37	25
Rushing	12	7
Passing	20	18
Returns	5	0

SCORE BY PERIOD	Q1	Q2	Q3	Q4	OT	PTS
BILLS	64	113	51	98	3	329
OPPONENTS	71	62	67	42	0	242

SCORING	TD	R	Pa	Rt	K-PAT	FG	S	Pts
Christie	0	0	0	0	36/37	23/32	0	105
K. Davis	6	6	0	0	0/0	0/0	0	36
Reed	6	0	6	0	0/0	0/0	0	36
Thomas	6	6	0	0	0/0	0/0	0	36
Brooks	5	0	5	0	0/0	0/0	0	30
Metzelaars	4	0	4	0	0/0	0/0	0	24
Beebe	3	0	3	0	0/0	0/0	0	18
Jones	1	0	1	0	0/0	0/0	1	8
Copeland	1	0	1	0	0/0	0/0	0	6
Gardner	1	0	1	0	0/0	0/0	0	6
McKeller	1	0	1	0	0/0	0/0	0	6
Odomes	1	0	1	0	0/0	0/0	0	6
Talley	1	0	0	1	0/0	0/0	0	6
Washington	1	0	1	0	0/0	0/0	0	6
BILLS	37	12	20	5	36/37	23/32	1	329
OPP	25	7	18	0	23/25	23/35	0	242

SACKS: B. Smith 14.0, Bennett 5.0, Wright 4.5, Hansen 3.5, Barnett 2.0, Jones 2.0, Talley 2.0, Goganious 1.0, Parrella 1.0, M. Patton 1.0, Ladish 0.5, Washington 0.5
BILLS: 37.0
OPPONENTS: 31.0

RUSHING	No.	Yds	Avg	Long	TD
Thomas	335	1315	3.7	27	6
K. Davis	109	391	3.6	19	6
Kelly	36	102	2.8	17	0
Gardner	20	56	2.8	8	0
Turner	11	36	3.3	10	0
Brooks	3	30	10.0	15	0
Reed	9	21	2.3	15	0
Fina	1	-2	-2.0	-2	0
Reich	6	-6	-1.0	-1	0
BILLS	550	1943	3.5	27	12
OPP	500	1921	3.8	35	7

RECEIVING	No.	Yds	Avg	Long	TD
Metzelaars	68	609	9.0	51	4
Brooks	60	714	11.9	32	5
Reed	52	854	16.4	65t	6
Thomas	48	387	8.1	37	0
Beebe	31	504	16.3	65t	3
K. Davis	21	95	4.5	28	0
Copeland	13	242	18.6	60	0
Gardner	4	50	12.5	22	1
McKeller	3	35	11.7	13t	1
Tasker	2	26	13.0	22	0
Awalt	2	19	9.5	10	0
BILLS	304	3535	11.6	65t	20
OPP	323	3889	12.0	54t	18

INTERCEPTIONS	No.	Yds	Avg	Long	TD
Odomes	9	65	7.2	25	0
Talley	3	74	24.7	61t	1
Jones	2	92	46.0	85t	1
Darby	2	32	16.0	32	0
Williams	2	11	5.5	6	0
M. Patton	2	0	0.0	0	0
Washington	1	27	27.0	27t	1
Bennett	1	5	5.0	5	0
B. Smith	1	0	0.0	0	0
BILLS	23	306	13.3	85t	3
OPP	18	174	9.7	35	0

PUNTING	No.	Yds	Avg	Net	TB	In	Lg	B
Mohr	74	2991	40.4	36	4	19	58	0
BILLS	74	2991	40.4	36	4	19	58	0
OPP	65	2719	41.8	35.1	8	20	58	0

PUNT RETURNS	Ret	FC	Yds	Avg	Long	TD
Copeland	31	7	274	8.8	47t	1
Brooks	1	0	3	3.0	3	0
Tasker	1	0	0	0.0	0	0
BILLS	33	7	277	8.4	47t	1
OPP	29	24	247	8.5	27	0

KICKOFF RETURNS	No.	Yds	Avg	Long	TD
Copeland	24	436	18.2	28	0
Beebe	10	160	16.0	22	0
K. Davis	8	100	12.5	18	0
Lamb	2	40	20.0	23	0
Turner	1	10	10.0	10	0
BILLS	45	746	16.6	28	0
OPP	43	850	19.8	49	0

FIELD GOALS	1-19	20-29	30-39	40-49	50+
Christie	0-0	4-5	12-12	6-9	1-6
BILLS	0-0	4-5	12-12	6-9	1-6
OPP	3-3	8-11	9-12	3-8	0-1

Christie: (28G)(48G,35G)(40G,59G)(24G)(54N)(37G,33G,22G,30G)(58N,45G)(40N,27G,32G)( ) (55N)(51N)(36G)(42N,29N,51N,34G)(38G,32G)(38G,36G,40G)(39G,49G,40G,40N)
OPPONENTS: ( ) (49N,43G,30N)(30G,23G,24G,35N)( ) ( ) (33G)(19G,50N)(28N,27G, ) (37G,19G,31G)(26G,22G,37G)(30G,22G,34G)(37G,35B,34G,26G,47G)(21N,45N)(41G,18G)(27N,41N,42N)(22G,49N)

## USUAL STARTERS

OFFENSE		
WR	82	Don Beebe
LT	70	John Fina
LG	51	Jim Ritcher
C	67	Kent Hull
RG	65	John Davis
RT	75	Howard Ballard
TE	88	Pete Metzelaars
WR	83	Andre Reed
WR	80	Bill Brooks
RB	34	Thurman Thomas
QB	12	Jim Kelly

## DEFENSE

LE	90	Phil Hansen (9)
	77	Oliver Barnett (6)
NT	91	Jeff Wright
RE	78	Bruce Smith
LOLB	97	Cornelius Bennett
ULB	53	Marvyn Patton
RILB	55	Mark Maddox (8)
	50	Keith Goganious (7)
ROLB	56	Darryl Talley
LCB	29	James Williams
RCB	37	Nate Odomes
FS	38	Mark Kelso
SS	20	Henry Jones

PASSING	Att	Cmp	Yds	Cmp%	Yds/Att	TD	TD%	Int	Int%	Long	Sack/Lost	Rating
Kelly	470	288	3382	61.3	7.20	18	3.8	18	3.8	65t	25/171	79.9
Reich	26	16	153	61.5	5.88	2	7.7	0	0.0	30t	6/47	103.5
Thomas	1	0	0	0.0	0.0	0	0.0	0	0.0	0	0/0	39.6
BILLS	497	304	3535	61.2	7.11	20	4.0	18	3.6	65t	31/218	81.0
OPPONENTS	582	323	3889	55.5	6.68	18	3.1	23	4.0	54t	37/256	70.0



# 1994 SEASON STATISTICS

7-9 | 4TH IN AFC EAST | HEAD COACH MARV LEVY

Date	W/L	Score	Opponent	Attendance
9/4	L	3-23	NY Jets	79,460
9/11	W	38-35	at New England	60,274
9/18	W	15-7	at Houston	55,242
9/26	W	27-20	Denver	75,373
10/2	L	13-20	at Chicago	62,406
10/9	W	21-11	Miami	79,491
10/16	L	17-27	Indianapolis	79,404
10/30	W	44-10	Kansas City	79,501
11/6	L	17-22	at NY Jets	66,949
11/14	L	10-23	at Pittsburgh	59,019
11/20	W	29-20	Green Bay	79,029
11/24	L	21-35	at Detroit	75,672
12/4	W	42-31	at Miami	69,358
12/11	L	17-21	Minnesota	66,501
12/18	L	17-41	New England	56,784
12/24	L	9-10	at Indianapolis	38,458

## TOTAL FIRST DOWNS

	BUF	OPP
Rushing	319	294
Passing	107	82
Penalty	181	199
3rd Down: Made/Att	31	13
3rd Down Pct.	96/222	91/217
4th Down: Made/Att	43.2	41.9
4th Down: Pct.	5/16	12/18
	31.3	66.7

## POSSESSION AVG.

	29:21	30:39
TOTAL NET YARDS	5244	5175
Avg. Per Game	327.8	323.4
To tal Plays	1066	1007
A vg. Per Play	4.9	5.1

## NET YARDS RUSHING

	1831	1515
A vg. Per Game	114.4	94.7
To tal Rushes	483	447

## NET YARDS PASSING

	3413	3660
Avg. Per Game	213.3	228.8
Sacked/Y ards Lost	41/301	25/152
Gross Ya rds	3714	3812
Att./Completions	542/342	535/314
Completion Pct.	63.1	58.7
Had Inter cepted	21	16

## PUNTS/AVERAGE

	67/41.8	69/42.3
--	---------	---------

## NET PUNTING AVG.

	36.0	34.1
--	------	------

## PENALTIES/YARDS

	92/631	101/770
--	--------	---------

## FUMBLES/BALL LOST

	30/13	23/12
--	-------	-------

## TOUCHDOWNS

	38	40
Rushing	14	10
Passing	23	26
Returns	1	4

## SCORE BY PERIOD

	Q1	Q2	Q3	Q4	OT	PTS
BILLS	82	120	69	69	0	340
OPPONENTS	46	115	87	108	0	356

SCORING	TD	Ru	Pa	Rt	K-PAT	FG	S	Pts
Christie	0	0	0	0	38/38	24/28	110	
Thomas	9	7	2	0	0/0	0/0	54	
Reed	8	0	8	0	0/0	0/0	48	
Metzelaars	5	0	5	0	0/0	0/0	30	
Beebe	4	0	4	0	0/0	0/0	24	
Gardner	4	4	0	0	0/0	0/0	24	
Bi. Brooks	2	0	2	0	0/0	0/0	12	
K. Davis	2	2	0	0	0/0	0/0	12	
Copeland	1	0	1	0	0/0	0/0	6	
Kelly	1	1	0	0	0/0	0/0	6	
Lodish	1	0	0	1	0/0	0/0	6	
T urner	1	0	1	0	0/0	0/0	6	
BILLS	38	14	23	1	38/38	24/28	340	
OPP	40	10	26	4	34/36	26/30	356	

2-Pt. Conversions: **BILLS** 0-0, **OPPONENTS** 2-4

**SACKS:** B. Smith 10.0, Hansen 5.5, Bennett 5.0,

Wright 2.0, Jones 1.0, Barnett 1.0,

Washington 0.5

**BILLS:** 25.0

**OPPONENTS:** 41.0

RUSHING	No.	Yds	Avg	Long	TD
T. Thomas	287	1093	3.8	29	7
K. Davis	91	381	4.2	60	2
Gardner	41	135	3.3	13	4
Reed	10	87	8.7	20	0
Kelly	25	77	3.1	18	1
Jourdain	17	56	3.3	16	0
Beebe	2	11	5.5	6	0
T urner	2	4	2.0	4	0
Reich	6	3	0.5	5	0
Copeland	1	-7	-7.0	-7	0
Mohr	1	-9	-9.0	-9	0
BILLS	483	1831	3.8	60	14
OPP	447	1515	3.4	28	10

RECEIVING	No.	Yds	Avg	Long	TD
Reed	90	1303	14.5	83	8
T. Thomas	50	349	7.0	28	2
Metzelaars	49	428	8.7	35	5
Bi. Brooks	42	482	11.5	32	2
Beebe	32	416	13.0	72	4
Copeland	21	255	12.1	35	1
K. Davis	18	82	4.6	12	0
Gardner	11	89	8.1	21	0
Jourdain	10	56	5.6	18	0
Marrow	5	44	8.8	14	0
L. Johnson	3	42	14.0	21	0
D. Thomas	2	31	15.5	17	0
Turner	1	26	26.0	26	1
BILLS	342	3714	10.9	83	23
OPP	314	3812	12.1	57	26

INTERCEPTIONS	No.	Yds	Avg	Long	TD
Darby	4	20	5.0	20	0
Washington	3	36	21.0	36	0
Jones	2	45	22.5	45	0
Burris	2	24	12.0	24	0
M. Patton	2	8	4.0	8	0
Maddox	1	11	11.0	11	0
T. Smith	1	4	4.0	4	0
B. Smith	1	0	0.0	0	0
BILLS	16	175	10.9	45	0
OPP	21	262	12.5	37	2

PUNTING	No	Yds	Avg	Net	TB	In	Lg	B
Mohr	67	2799	41.8	36.0	3	13	71	0
BILLS	67	2799	41.8	36.0	3	13	71	0
OPP	69	2916	42.3	34.1	11	19	67	0

PUNT RETURNS	Ret	FC	Yds	Avg	Long	TD
Burris	32	6	332	10.4	57	0
Copeland	1	2	11	11.0	11	0
BILLS	33	8	343	10.4	57	0
OPP	38	11	324	8.5	31	0

KICKOFF RETURNS	No.	Yds	Avg	Long	TD
Jourdain	27	601	22.3	42	0
Beebe	12	230	19.2	35	0
Copeland	12	232	19.3	32	0
Bu. Brooks	9	162	18.0	25	0
T urner	6	102	17.0	23	0
Pike	2	9	4.5	9	0
K. Davis	1	0	0.0	0	0
Gardner	1	6	6.0	6	0
M. Patton	1	1	1.0	1	0
Tasker	1	2	2.0	2	0
BILLS	72	1345	18.7	42	0
OPP	72	1455	20.2	45	0

## FIELD GOALS

	1-19	20-29	30-39	40-49	50+
Christie	0-0	11-12	6-7	5-7	2-2
BILLS	0-0	11-12	6-7	5-7	2-2
OPP	0-0	11-11	8-11	6-7	1-1

Christie: (27G)(32G)(37G,42G,48G,29G,48G)  
(36G,28G)(28G,30G)(23G)(49G,26G,24G)  
(39G)(52G,32B)(38G,51G,25N)( ) ( ) (41G)(24G)  
(49N,20G,21G,24G,46N )  
OPPONENTS: (27G,42G,22G)( ) ( ) (41N,28G ,  
43G)(50G,20G)(40G,37N)(43G,33G)(22G)  
(26G,45G,41G)(39G,39G,30G)( ) ( ) (23G)  
(30G,38G,30G,25G,22G)(33G,20G)(38B,31N,22G )

## USUAL STARTERS

### OFFENSE

WR	82	Don Beebe
LT	70	John Fina
LG	68	Corbin Lacina
C	67	Kent Hull
RG	65	John Davis
RT	74	Glenn Parker
TE	88	Pete Metzelaars
WR	83	Andre Reed
WR/FB	80	Bill Brooks (10)
	35	Carwell Gardner (6)
RB	34	Thurman Thomas
QB	12	Jim Kelly

### DEFENSE

LE	90	Phil Hansen
NT	91	Jeff Wright
RE	78	Bruce Smith
LOLB	97	Cornelius Bennett
LILB	53	Marvius Patton
RILB	55	Mark Maddox
ROLB	56	Darryl T alley
LCB	25	Mickey Washington
RCB	28	Thomas Smith
FS	43	Matt Darby
SS	20	Henry Jones

PASSING	Att	Cmp	Yds	Cmp%	Yds/Att	TD	TD%	Int	Int%	Long	Sack/Lost	Rating
Kelly	448	285	3114	63.6	6.95	22	4.9	17	3.8	83	34/244	84.6
Reich	93	56	568	60.2	6.11	1	1.1	4	4.3	47	7/57	63.4
Reed	1	1	32	100.0	32.0	0	0.0	0	0.0	32	0/0	118.8
BILLS	542	342	3714	63.1	6.85	23	4.2	21	3.9	83	41/301	81.2
OPPONENTS	535	314	3812	58.7	7.13	26	4.9	16	3.0	57	25/152	84.4



# 1995 SEASON STATISTICS

10-6 | 1ST IN AFC EAST | HEAD COACH MARV LEVY

Date	W/L	Score	Opponent	Attendance
9/3	L	7-22	at Denver	75,157
9/10	W	31-9	Carolina	79,190
9/17	W	20-14	Indianapolis	62,499
10/2	W	22-19	at Cleveland	76,211
10/8	W	29-10	NY Jets	79,485
10/15	W	27-21	Seattle	74,362
10/23	L	14-27	at New England	60,203
10/29	L	6-23	at Miami	71,060
11/5	W	16-10	at Indianapolis	59,612
11/12	W	23-17	Atlanta	62,690
11/19	W	28-26	at NY Jets	54,436
11/26	L	25-35	New England	69,384
12/3	L	17-27	at San Francisco	65,568
12/10	W	45-27	at St. Louis	64,623
12/17	W	23-20	Miami	79,531
12/24	L	17-28	Houston	45,253

## AFC WILD CARD PLAYOFF

12/30 W 37-22 Miami 73,103

## AFC DIVISIONAL PLAYOFF

1/6 L 21-40 at Pittsburgh 59,072

	BUF	OPP
TOTAL FIRST DOWNS	300	287
Rushing	130	93
Passing	142	180
Penalty	28	14
3rd Down: Made/Att	71/225	84/244
3rd Down Pct.	31.6	34.4
4th Down: Made/Att	7/13	13/23
4th Down: Pct.	53.8	56.5

POSSESSION AVG. 28:10 31:50

TOTAL NET YARDS	5117	5128
Avg. Per Game	319.8	320.5
Total Plays	1059	1084
Avg. Per Play	4.8	4.7

NET YARDS RUSHING	1993	1626
Avg. Per Game	124.6	101.6
Total Rushes	521	453

NET YARDS PASSING	3124	3502
Avg. Per Game	195.3	218.9
Sacked/Yards Lost	32/224	49/362
Gross Yards	3348	3864
Att./Completions	506/279	582/310
Completion Pct.	55.1	53.3
Had Intercepted	14	17

PUNTS/AVERAGE 86/40.4 90/42.8

NET PUNTING AVG. 36.2 35.1

PENALTIES/YARDS 89/672 115/890

FUMBLES/BALL LOST 25/12 23/11

## TOUCHDOWNS

Rushing	37	33
Passing	20	16
Returns	14	14
	3	3

## SCORE BY PERIOD

	Q1	Q2	Q3	Q4	OT	PTS
BILLS	73	115	97	65	0	350
OPPONENTS	64	79	89	103	0	335

SCORING	TD	Ru	Pa	Rt	K-PAT	FG	S	PTS
Christie	0	0	0	0	33/3531/40			126
Brooks	11	0	11	0	0/0	0/0		66
Thomas	8	6	2	0	0/0	0/0	0	48
Holmes	4	4	0	0	0/0	0/0	0	24
Armour	3	0	3	0	0/0	0/0	0	18
Reed	3	0	3	0	0/0	0/0	0	18
Tasker	3	0	3	0	0/0	0/0	0	18
Gardner	1	0	0	1	* 0/0	0/0	0	8
Bennett	1	0	0	1	0/0	0/0	0	6
Copeland	1	0	1	0	0/0	0/0	0	6
Johnson	1	0	1	0	0/0	0/0	0	6
Schulz	1	0	0	1	0/0	0/0	0	6
BILLS	37	10	24	3	33/3531/40			350
OPP	33	16	14	3	29/2934/431			335

2-Pt Conversions: Bills 1-2, OPP 2-4

SACKS: Paup 17.5, B. Smith 10.5, Hansen 10.0, Jeffcoat 2.5, Washington 2.5, Bennett 2.0, Rogers 2.0, D. White 1.0, Wilson 1.0  
BILLS: 49.0  
OPPONENTS: 32.0

RUSHING	No.	Yds	Avg	Long	TD
Thomas	267	1005	3.8	49	6
Holmes	172	698	4.1	38t	4
Gardner	20	77	3.9	17	0
Tasker	8	74	9.3	17	0
Reed	7	48	6.9	14	0
Jourdain	8	31	3.9	19	0
Collins	9	23	2.6	10	0
Kelly	17	20	1.2	17	0
Tindale	5	16	3.2	6	0
Brooks	3	7	2.3	9	0
Copeland	1	-1	-1.0	-1	0
Armour	4	-5	-1.2	6	0
BILLS	521	1993	3.8	49	10
OPP	453	1626	3.6	39	16

RECEIVING	No.	Yds	Avg	Long	TD
Brooks	53	763	14.4	51t	11
Johnson	49	504	10.3	52	1
Copeland	42	646	15.4	77t	1
Armour	26	300	11.5	28t	3
T. Thomas	26	220	8.5	60	2
Reed	24	312	13.0	41t	3
Holmes	24	214	8.9	47	0
Tasker	20	255	12.8	43	3
Cline	8	64	8.0	17	0
Coons	3	28	9.3	13	0
Gardner	2	17	8.5	13	0
D. Thomas	1	18	18.0	18	0
Jourdain	1	7	7.0	7	0
BILLS	279	3348	12.0	77t	24
OPP	310	3864	12.5	54t	14

INTERCEPTIONS	No.	Yds	Avg	Long	TD
Schulz	6	48	8.0	32t	1
Darby	2	37	18.5	37	0
T. Smith	2	23	11.5	13	0
Paup	2	0	0.0	0	0
Bennett	1	69	69.0	69t	1
Burris	1	19	19.0	19	0
Evans	1	18	18.0	18	0
Jones	1	10	10.0	10	0
White	1	9	9.0	9	0
BILLS	17	233	13.7	69t	2
OPP	14	187	13.4	49	0

PUNTING	No.	Yds	Avg	Net	TB	In	Lg	B
Mohr	86	3473	40.4	36.2	7	23	60	0
BILLS	86	3473	40.4	36.2	7	23	60	0
OPP	90	3854	42.8	35.1	11	19	73	0

PUNT RETURNS	Ret	FC	Yds	Avg	Long	TD
Burris	20	1	229	11.5	40	0
Tasker	17	7	204	12.0	44	0
Brooks	6	2	35	5.8	15	0
Copeland	2	1	8	4.0	7	0
Jourdain	1	0	0	0.0	0	0
D. Thomas	1	0	0	0.0	0	0
BILLS	47	11	476	10.1	44	0
OPP	23	30	224	9.7	69t	1

KICKOFF RETURNS	No.	Yds	Avg	Long	TD
Holmes	39	799	20.5	42	0
Jourdain	19	348	18.3	41	0
Tindale	6	62	10.3	20	0
Green	2	37	18.5	22	0
Cline	1	11	11.0	11	0
Irvin	1	12	12.0	12	0
Louchiey	1	13	13.0	13	0
Pike	1	20	20.0	20	0
BILLS	70	1302	18.6	42	0
OPP	73	1615	22.1	46	0

## FIELD GOALS

	1-19	20-29	30-39	40-49	50+
Christie	0-0	13-14	13-15	3-6	2-5
BILLS	0-0	13-14	13-15	3-6	2-5
OPP	0-0	11-11	15-19	3-8	5-5

Christie: ( ) (39G) (35G, 38G) (38G, 31G, 22N, 33G) (38G, 44N, 24G, 32G, 51G, 27G) (50N, 43G, 26G) (23G, 23G, 47N) (32G, 32G) (39G, 23G, 33G, 50N, 38N) (23G, 38G, 21G) (42N, 32N) (51G, 48G) (23G) (50N, 28G) (20G, 24G, 25G) (44G)  
OPPONENTS: (22G, 52G, 20G, 38N, 38G, 37G) (32N, 34G, 52G, 32G) (39B) (43N, 32G, 47G, 23G, 38G) (26G, 33N) ( ) (39G, 42B, 24G) (24G, 33G, 22G) (37G) (44N, 50G, 49B) (30G, 35G) ( ) (29G, 43G) (46N, 20G, 40G) (28G, 37G, 51G, 25G) ( ) (50G, 30G) ( ) (39G, 33G)

## USUAL STARTERS

### OFFENSE

WR	85	Russell Copeland
LT	70	John Fina
LG	79	Ruben Brown
C	67	Kent Hull
RG	60	Jerry Ostroski
RT	74	Glenn Parker
TE	84	Lonnie Johnson
WR	80	Bill Brooks
WR	81	Justin Armour (9)
	83	Andre Reed (6)
RB	34	Thurman Thomas
QB	12	Jim Kelly

### DEFENSE

LE	90	Phil Hansen
NT	92	Ted Washington
RE	78	Bruce Smith
LOLB	95	Bryce Paup
ULB	58	Marlo Perry
RILB	97	Cornelius Bennett
ROLB	59	Sam Rogers
LCB	22	Jeff Burris
RCB	28	Thomas Smith
FS	24	Kurt Schulz
SS	20	Henry Jones
ROLB	59	Sam Rogers

PASSING	Att	Cmp	Yds	Cmp%	Yds/Att	TD	TD%	Int	Int%	Long	Sack/Lost	Rating
Kelly	458	255	3130	55.7	6.83	22	4.8	13	2.8	77t	26/181	81.1
Collins	29	14	112	48.3	3.86	0	0.0	1	3.4	18	6/43	44.0
Van Pelt	18	10	106	55.6	5.89	2	11.1	0	0.0	19t	0/0	110.0
Armour	1	0	0	0.0	0.00	0	0.0	0	0.0	0	0/0	39.6
BILLS	506	279	3348	55.1	6.62	24	4.7	14	2.8	77t	32/224	79.9
OPPONENTS	582	310	3864	53.3	6.64	14	2.4	17	2.9	54t	49/362	70.0



# 1996 SEASON STATISTICS

10-6 | 2ND IN AFC EAST | HEAD COACH MARV LEVY

Date	W/L Score	Opponent	Attendance
9/1	W 23-20 (OT)	at NY Giants	74,218
9/8	W 17-10	New England	78,104
9/16	L 6-24	at Pittsburgh	59,002
9/22	W 10-7	Dallas	78,098
10/6	W 16-13 (OT)	Indianapolis	79,401
10/13	L 7-21	Miami	79,642
10/20	W 25-22	at NY Jets	49,775
10/27	L 25-28	at New England	58,858
11/3	W 38-13	Washington	78,002
11/10	W 24-17	at Philadelphia	66,613
11/17	W 31-17	Cincinnati	75,549
11/24	W 35-10	NY Jets	60,854
12/1	L 10-13 (OT)	at Indianapolis	53,804
12/8	L 18-26	at Seattle	41,373
12/16	L 14-16	at Miami	67,016
12/22	W 20-9	Kansas City	68,671

## AFC WILD CARD PLAYOFF

12/28	L 27-30	Jacksonville	70,213
-------	---------	--------------	--------

	BUF	OPP
<b>TOTAL FIRST DOWNS</b>	294	283
Rushing	128	94
Passing	149	168
Penalty	17	21
3rd Down: Made/Att	83/238	92/259
3rd Down Pct.	34.9	35.5
4th Down: Made/Att	9/14	5/17
4th Down: Pct.	64.3	29.4

<b>POSSESSION AVG.</b>	28:40	31:20
------------------------	-------	-------

<b>TOTAL NET YARDS</b>	5119	4737
Avg. Per Game	319.9	296.1
Total Plays	1094	1105
Avg. Per Play	4.7	4.3

<b>NET YARDS RUSHING</b>	1901	1669
Avg. Per Game	118.8	104.3
Total Rushes	563	495

<b>NET YARDS PASSING</b>	3218	3068
Avg. Per Game	201.1	191.8
Sacked/Yards Lost	48/340	48/341
Gross Yards	3558	3409
Att./Completions	483/279	562/292
Completion Pct.	57.8	52.0
Had Intercepted	24	14

<b>PUNTS/AVERAGE</b>	101/41.5	102/43.2
----------------------	----------	----------

<b>NET PUNTING AVG.</b>	36.5	36.7
-------------------------	------	------

<b>PENALTIES/YARDS</b>	106/831	86/607
------------------------	---------	--------

<b>FUMBLES/BALL LOST</b>	25/13	23/14
--------------------------	-------	-------

<b>TOUCHDOWNS</b>	35	28
Rushing	14	12
Passing	18	11
Returns	3	5

SCORE BY PERIOD	Q1	Q2	Q3	Q4	OT	PTS
BILLS	37	110	77	89	6	319
OPPONENTS	70	63	39	91	3	266

SCORING	TD	Ru	Pa	Rt	K-PAT	FG	S	Pts
Christie	0	0	0	0	33/33	24/29	0	105
T. Thomas	8	8	0	0	0/0	0/0	0	48
Reed	6	0	6	0	0/0	0/0	0	36
Holmes	5	4	1	0	1*	0/0	0	32
Early	4	0	4	0	1*	0/0	0	26
Moulds	3	0	2	1	0/0	0/0	0	18
Tasker	3	0	3	0	0/0	0/0	0	18
Kelly	2	2	0	0	0/0	0/0	0	12
Brantley	1	0	1	0	0/0	0/0	0	6
Cline	1	0	1	0	0/0	0/0	0	6
Northern	1	0	0	1	0/0	0/0	0	6
White	1	0	0	1	0/0	0/0	0	6
BILLS	35	14	18	3	33/33	24/29	319	
OPP	28	12	11	5	25/26	23/36	1	266

2-Pt Conversions: **BILLS** 2-2, **OPP** 1-2

**SACKS:** B. Smith 13.5, Hansen 8.0, Paup 6.0, Jeffcoat 5.0, Northern 5.0, Rogers 3.5, Washington 3.5, Irvin 2.0, Kerner 1.0, White 0.5

**BILLS:** 48.0  
**OPPONENTS:** 48.0

RUSHING	No.	Yds	Avg	Long	TD
T. Thomas	281	1033	3.7	36	8
Holmes	189	571	3.0	37	4
Kelly	19	66	3.5	22	2
Tindale	14	49	3.5	15	0
Moulds	12	44	3.7	11	0
Collins	21	43	2.0	10	0
Early	3	39	13.0	29	0
Tasker	9	31	3.4	11	0
Reed	8	22	2.8	13	0
Bratton	4	8	2.0	5	0
Van Pelt	3	-5	-1.7	-1	0
BILLS	563	1901	3.4	37	14
OPP	495	1669	3.4	51	12

RECEIVING	No.	Yds	Avg	Long	TD
Reed	66	1036	15.7	67	6
Early	50	798	16.0	95	4
Johnson	46	457	9.9	33	0
T. Thomas	26	254	9.8	69	0
Tasker	21	372	17.7	62	3
Moulds	20	279	14.0	47	2
Cline	19	117	6.2	15	1
Holmes	16	102	6.4	20	1
Copeland	7	85	12.1	31	0
Brantley	5	47	9.4	22	1
Coons	1	12	12.0	12	0
Louchiey	1	0	0.0	0	0
Tindale	1	-1	-1.0	-1	0
BILLS	279	3558	12.8	95	18
OPP	292	3409	11.7	61	11

INTERCEPTIONS	No.	Yds	Avg	Long	TD
Schulz	4	24	6.0	19	0
Martin	2	35	17.5	31	0
Stevens	2	0	0.0	0	0
Burris	1	28	28.0	28	0
Spielman	1	14	14.0	14	0
Kerner	1	6	6.0	6	0
Perry	1	6	6.0	6	0
Jackson	1	0	0.0	0	0
T. Smith	1	0	0.0	0	0
BILLS	14	113	8.1	31	0
OPP	24	498	20.8	91	4

PUNTING	No	Yds	Avg	Net	TB	In	Lg	B
Mohr	101	4194	41.5	36.5	13	27	80	0
BILLS	101	4194	41.5	36.5	13	27	80	0
OPP	102	4406	43.2	36.7	12	27	66	1

PUNT RETURNS	Ret	FC	Yds	Avg	Long	TD
Burris	27	7	286	10.6	45	0
Copeland	14	7	119	8.5	19	0
Tasker	2	1	18	9.0	12	0
BILLS	43	15	423	9.8	45	0
OPP	40	25	246	6.2	87	1

KICKOFF RETURNS	No.	Yds	Avg	Long	TD
Moulds	52	1205	23.2	97	1
Copeland	6	136	22.7	47	0
BILLS	58	1341	23.1	97	1
OPP	65	1255	19.3	32	0

FIELD GOALS	1-19	20-29	30-39	40-49	50+
Christie	0-0	5-6	12-14	7-8	0-1
BILLS	0-0	5-6	12-14	7-8	0-1
OPP	2-2	8-11	6-10	7-12	0-1

Christie: (28G,39G,34G)(33G,37N)(31G,45G)(32G)(42G,37G,39G)( )  
(48G,32G,36N,47G,23G,33G,47G)(33G)(33G,50N)(38G)(22G)( ) (24G)(22G)(20N)(41G,48N,42G)  
OPPONENTS: (22G,34G)(42G,45N,25N,47B)(30G,37B,24B)(36B)(46N,44G,41G)(33N)(43N)(40G,32G,54N)( ) (23G)(30G)(25G)(33N,41B,25G,49G)(27N,41G,38G,22G,30G)(29G,41G,18G)(19G,24G,26G)

## USUAL STARTERS

OFFENSE		
WR	88	Quinn Early
TE	86	Tony Cline
LT	70	John Fina
LG	79	Ruben Brown
C	67	Kent Hull
RG	60	Jerry Ostroski
RT	74	Glenn Parker
TE	84	Lonnice Johnson
WR	83	Andre Reed
RB	34	Thurman Thomas
QB	12	Jim Kelly

DEFENSE		
LE	90	Phil Hansen
NT	92	Ted Washington
RE	78	Bruce Smith
LOLB	95	Bryce Paup
ULB	54	Chris Spielman
RILB	55	Mark Maddox
ROLB	59	Sam Rogers
LCB	22	Jeff Burris
RCB	28	Thomas Smith
FS	24	Kurt Schulz
SS	23	Matt Stevens

PASSING	Att	Cmp	Yds	Cmp%	Yds/Att	TD	TD%	Int	Int%	Long	Sack/Lost	Rating
Kelly	379	222	2810	58.6	7.41	14	3.7	19	5.0	67	37/287	73.2
Collins	99	55	739	55.6	7.46	4	4.0	5	5.1	95	11/53	71.9
Van Pelt	5	2	9	40.0	1.80	0	0.0	0	0.0	5	0/0	47.9
BILLS	483	279	3558	57.8	7.37	18	3.7	24	5.0	95	48/340	72.6
OPPONENTS	562	292	3409	52.0	6.07	11	2.0	14	2.5	61	48/341	66.8



# 1997 SEASON STATISTICS

6-10 | 4TH IN AFC EAST | HEAD COACH MARV LEVY

Date	W/L Score	Opponent	Attendance
8/31	L 13-34	Minnesota	79,139
9/7	W 28-22	at NY Jets	72,988
9/14	L 16-22	at Kansas City	78,169
9/21	W 37-35	Indianapolis	55,340
10/5	W 22-13	Detroit	78,025
10/12	L 6-33	at New England	59,802
10/20	W 9-6	at Indianapolis	61,139
10/26	L 20-23 (OT)	Denver	78,458
11/2	W 9-6	Miami	78,011
11/9	L 10-31	New England	65,783
11/17	L 13-30	at Miami	74,155
11/23	L 14-31	at Tennessee	23,571
11/30	W 20-10	NY Jets	47,776
12/7	L 3-20	at Chicago	39,784
12/14	L 14-20	Jacksonville	61,231
12/20	L 21-31	at Green Bay	40,108

<b>TOTAL FIRST DOWNS</b>	268	265
Rushing	98	85
Passing	144	160
Penalty	26	20
3rd Down: Made/Att	53/212	85/240
3rd Down Pct.	25.0	35.4
4th Down: Made/Att	11/29	7/16
4th Down Pct.	37.9	43.8

**POSSESSION AVG.** 27:59 32:01

<b>TOTAL NET YARDS</b>	4657	4853
Avg. Per Game	291.1	303.3
Total Plays	1014	1041
Avg. Per Play	4.6	4.7

<b>NET YARDS RUSHING</b>	1782	1792
Avg. Per Game	111.4	112.0
Total Rushes	422	493

<b>NET YARDS PASSING</b>	2875	3061
Avg. Per Game	179.7	191.3
Sacked/Yards Lost	46/338	46/344
Gross Yards	3213	3405
Att./Completions	546/293	502/287
Completion Pct.	53.7	57.2
Had Intercepted	25	15

**PUNTS/AVERAGE** 91/41.4 86/42.0

**NET PUNTING AVG.** 36.0 36.1

**PENALTIES/YARDS** 92/742 98/992

**FUMBLES/BALL LOST** 39/17 23/7

<b>TOUCHDOWNS</b>	26	37
Rushing	12	11
Passing	14	17
Returns	0	9

<b>SCORE BY PERIOD</b>	Q1	Q2	Q3	Q4	OT	PTS
BILLS	19	66	45	125	0	255
OPPONENTS	78	118	68	100	3	367

SCORING	TD	Ru	Pa	Rt	K-PAT	FG	S	Pts
Christie	0	0	0	0	21/21	24/30	0	93
A. Smith	8	8	0	0	0/0	0/0	0	48
Early	5	0	5	0	0/0	0/0	0	30
Reed	5	0	5	0	0/0	0/0	0	30
Riemersma	2	0	2	0	1*	0/0	0	14
Holmes	2	2	0	0	0/0	0/0	0	12
Johnson	2	0	2	0	0/0	0/0	0	12
T. Thomas	1	1	0	0	0/0	0/0	0	6
Van Pelt	1	1	0	0	0/0	0/0	0	6
Hansen	0	0	0	0	0/0	0/0	1	2
Moulds	0	0	0	0	1*	0/0	0	2
BILLS	26	12	14	0	21/21	24/30	1	255
OPP	37	11	17	9	34/35	37/46	3	367
2-Pt Conversions: BILLS 2-5, OPP 0-2								

**SACKS:** B. Smith 14.0, Paup 9.5, Hansen 6.0, Moran 4.5, Washington 4.0, Rogers 3.5, Jones 2.0, Holecsek 1.5, Covington 0.5, Jeffcoat 0.5  
**BILLS:** 46.0  
**OPPONENTS:** 46.0

RUSHING	No.	Yds	Avg	Long	TD
A. Smith	194	840	4.3	56t	8
T. Thomas	154	643	4.2	24	1
Holmes	22	106	4.8	19	2
Collins	30	77	2.6	11	0
Moulds	4	59	14.8	29	0
Van Pelt	11	33	3.0	9	1
Reed	3	11	3.7	9	0
Hobert	2	7	3.5	7	0
Johnson	1	6	6.0	6	0
Mohr	1	0	0.0	0	0
BILLS	422	1782	4.2	56t	12
OPP	493	1792	3.6	78t	11

RECEIVING	No.	Yds	Avg	Long	TD
Reed	60	880	14.7	77t	5
Early	60	853	14.2	45	5
Johnson	41	340	8.3	62t	2
T. Thomas	30	208	6.9	30	0
Moulds	29	294	10.1	32	0
A. Smith	28	177	6.3	19	0
Riemersma	26	208	8.0	22	2
Holmes	13	106	8.2	22	0
Tindale	4	105	26.3	45	0
Cline	1	29	29.0	29	0
Reese	1	13	13.0	13	0
BILLS	293	3213	11.0	77t	14
OPP	287	3405	11.9	60	17

INTERCEPTIONS	No.	Yds	Avg	Long	TD
Irvin	2	28	14.0	28	0
Schultz	2	23	11.5	21	0
Kerner	2	20	10.0	20	0
Burris	2	19	9.5	10	0
Moran	2	12	6.0	12	0
Maddox	1	25	25.0	25	0
Martin	1	12	12.0	12	0
Spielman	1	8	8.0	8	0
Covington	1	6	6.0	6	0
Perry	1	4	4.0	4	0
BILLS	15	157	10.5	28	0
OPP	25	359	14.4	62t	3

PUNTING	No.	Yds	Avg	Net	TB	In	Lg	B
Mohr	90	3764	41.8	36.0	6	24	59	1
BILLS	91	3764	41.4	36.0	6	24	59	1
OPP	86	3608	42.0	36.1	8	33	65	1

PUNT RETURNS	Ret	FC	Yds	Avg	Long	TD
Burris	21	8	198	9.4	32	0
Tasker	12	9	113	9.4	47	0
Galloway	2	2	15	7.5	15	0
Moulds	2	0	20	10.0	10	0
Jackson	1	0	0	0.0	0	0
Jones	1	0	0	0.0	0	0
BILLS	39	19	346	8.9	47	0
OPP	44	24	366	8.3	29	0

KICKOFF RETURNS	No.	Yds	Avg	Long	TD
Moulds	43	921	21.4	53	0
Holmes	23	430	18.7	36	0
Galloway	6	130	21.7	30	0
Burris	1	10	10.0	10	0
Cline	1	0	0.0	0	0
Coons	1	12	12.0	12	0
Pike	1	11	11.0	11	0
Tasker	1	12	12.0	12	0
Wiley	1	12	12.0	12	0
BILLS	78	1538	19.7	53	0
OPP	55	1385	25.2	96t	3

FIELD GOALS	1-19	20-29	30-39	40-49	50+
Christie	0-0	6-6	9-12	8-10	1-2
BILLS	0-0	6-6	9-12	8-10	1-2
OPP	2-2	11-11	12-15	9-13	3-5

Christie: (28G,46G)|(46G,33G,30G)|(27G)  
(47G,33G)|(34N)|(22G,47G,32N,27G)|(30G,55G)  
(41G,40G,39N,65N,39G)|(23G)|(36G,24G)|(36B)  
(49G,34G)|(41N,43G)|(38G,31G)  
OPPONENTS: (21G,43G)|(39N,26G,19G,52G)  
(46G,45G,48N,42G)|(39G,36G,49G,22G,25G)  
(28G,30G)|(20G,23G,41G,52G)|(51N,39G,32G)  
(38N,23G,22G,33G)|(32N,27G,35G)|(42G,42N,45N)  
(37G,30G,35G)|(51G)|(53N,22G)|(41G,38G)  
(19G,47G)|(45N,35G)

## USUAL STARTERS

### OFFENSE

WR	88	Quinn Early
LT	70	John Fina
LG	79	Ruben Brown
C	61	Dusty Zeigler
RG	68	Corbin Lacina
RT	60	Jerry Ostroski (10)
	72	Corey Louchiey (6)
TE	84	Lonnice Johnson
WR	83	Andre Reed
TE/WR	49	Jay Riemersma (8)
	80	Eric Moulds (7)
RB	34	Thurman Thomas
QB	15	Todd Collins

### DEFENSE

LE	90	Phil Hansen
NT	92	Ted Washington
	98	Sean Moran (7)
RE	78	Bruce Smith
LOLB	95	Bryce Paup
ULB	54	Chris Spielman (8)
MLB	52	John Holecsek (7)
RILB	57	Damien Covington (8)
ROLB	59	Sam Rogers
LCB	22	Jeff Burris
RCB	28	Thomas Smith
FS	24	Kurt Schulz
SS	20	Henry Jones

PASSING	Att	Cmp	Yds	Cmp%	Yds/Att	TD	TD%	Int	Int%	Long	Sack/Lost	Rating
Collins	291	215	2367	55.0	6.05	12	3.1	13	3.3	77t	39/278	69.5
Van Pelt	124	60	684	48.4	5.52	2	1.6	10	8.1	39	4/33	37.2
Hobert	30	17	133	56.7	4.43	0	0.0	2	6.7	20	2/7	40.0
Mohr	1	1	29	100.0	29.00	0	0.0	0	0.0	29	0/0	118.8
Reed	0	0	0	—	—	0	—	0	—	—	1/20	—
BILLS	546	283	3214	53.7	5.88	14	2.6	25	4.6	77t	46/338	60.8
OPPONENTS	502	287	3405	57.2	6.78	17	3.4	15	3.0	60	46/344	76.8



# 1998 SEASON STATISTICS

10-6 | T-2ND IN AFC EAST | HEAD COACH WADE PHILLIPS

Date	W/L Score	Opponent	Attendance
9/6	L 14-16	at San Diego	64,037
9/13	L 7-13	at Miami	73,097
9/20	L 33-34	St. Louis	65,199
10/4	W 26-21	San Francisco	76,615
10/11	W 31-24	at Indianapolis	52,938
10/18	W 17-16	Jacksonville	77,635
10/25	W 30-14	at Carolina	64,050
11/1	W 30-24	Miami	79,011
11/8	L 12-34	at NY Jets	75,403
11/15	W 13-10	New England	72,020
11/22	W 34-11	Indianapolis	49,032
11/29	L 21-25	at New England	58,304
12/6	W 33-20	at Cincinnati	54,359
12/13	W 44-21	Oakland	62,002
12/19	L 10-17	NY Jets	79,056
12/27	W 45-33	at New Orleans	39,707

AFC WILD CARD PLAYOFF		
1/2	L 17-24	at Miami
		72,698

	BUF	OPP
<b>TOTAL FIRST DOWNS</b>	319	283
Rushing	115	79
Passing	176	168
Penalty	28	36
3rd Down: Made/Att	97/219	80/207
3rd Down Pct.	44.3	38.6
4th Down: Made/Att	3/8	10/18
4th Down Pct.	37.5	55.6

<b>POSSESSION AVG.</b>	32:26	27:34
------------------------	-------	-------

<b>TOTAL NET YARDS</b>	5541	4691
Avg. Per Game	346.3	293.2
Total Plays	1033	949
Avg. Per Play	5.4	4.9

<b>NET YARDS RUSHING</b>	2161	1493
Avg. Per Game	135.1	93.3
Total Rushes	531	375

<b>NET YARDS PASSING</b>	3380	3198
Avg. Per Game	211.3	199.9
Sacked/Yards Lost	41/241	43/276
Gross Yards	3621	3474
Att./Completions	461/269	532/294
Completion Pct.	58.4	55.3
Had Intercepted	14	18

<b>PUNTS/AVERAGE</b>	69/41.8	77/44.9
----------------------	---------	---------

<b>NET PUNTING AVG.</b>	33.2	37.5
-------------------------	------	------

<b>PENALTIES/YARDS</b>	123/993	104/836
------------------------	---------	---------

<b>FUMBLES/BALL LOST</b>	17/6	21/13
--------------------------	------	-------

<b>TOUCHDOWNS</b>	43	39
Rushing	13	11
Passing	28	27
Returns	2	1

SCORE BY PERIOD	Q1	Q2	Q3	Q4	OT	PTS
BILLS	67	139	95	99	0	400
OPPONENTS	40	97	70	126	0	333

SCORING	TD	Ru	Pa	Rt	K-PAT	FG	S	Pts
Christie	0	0	0	0	41/41	33/41	0	140
Moulds	9	0	9	0	0/0	0/0	0	54
A. Smith	8	8	0	0	0/0	0/0	0	48
Riemersma	6	6	0	0	0/0	0/0	0	36
Reed	5	0	5	0	0/0	0/0	0	30
Gash	3	0	3	0	0/0	0/0	0	18
Thomas	3	2	1	0	0/0	0/0	0	18
L. Johnson	2	0	2	0	0/0	0/0	0	12
Early	1	0	1	0	0/0	0/0	0	6
Flutie	1	1	0	0	0/0	0/0	0	6
Hansen	1	0	0	1	0/0	0/0	0	6
R. Johnson	1	0	0	0	0/0	0/0	0	6
Linton	1	1	0	0	0/0	0/0	0	6
Northern	1	0	0	1	0/0	0/0	0	6
K. Williams	1	0	1	0	0/0	0/0	0	6
Washington	0	0	0	0	0/0	0/0	1	2
BILLS	43	13	28	2	41/41	33/41	1	400
OPP	39	11	27	1	28/28	21/26	0	333
2-Pt Conversions: <b>BILLS</b> 0-2, <b>OPP</b> 4-11								

**SACKS:** B. Smith 10.0, Hansen 7.5, Price 5.0, Rogers 4.5, Washington 4.5, Wiley 3.5, P. Williams 3.5, Northern 2.0, Smedley 2.0, Simmons LG 0.5, Simmons TM 0.5  
**BILLS:** 43.0  
**OPPONENTS:** 41.0

RUSHING	No.	Yds	Avg	Long	TD
A. Smith	300	1124	3.7	30	8
Thomas	93	381	4.1	17 <sup>+</sup>	2
Flutie	48	248	5.2	23	1
Linton	45	195	4.3	20	1
R. Johnson	24	123	5.1	32	1
K. Williams	5	46	9.2	28	0
Gash	11	32	2.9	11	0
Holmes TM	2	8	4.0	5	0
C. Williams	2	5	2.5	3	0
Van Pelt	1	-1	-1.0	-1	0
BILLS	531	2161	4.1	32	13
OPP	375	1493	4.0	46	11

RECEIVING	No.	Yds	Avg	Long	TD
Moulds	67	1368	20.4	84 <sup>+</sup>	9
Reed	63	795	12.6	67 <sup>+</sup>	5
K. Williams	29	392	13.5	55	1
Thomas	26	220	8.5	26	1
Riemersma	25	288	11.5	28	6
Early	19	217	11.4	37	1
Gash	19	165	8.7	20	3
L. Johnson	14	146	10.4	27	2
A. Smith	5	11	2.2	9	0
Linton	1	10	10.0	10	0
Holmes TM	1	9	9.0	9	0
BILLS	269	3621	13.5	84 <sup>+</sup>	28
OPP	294	3474	11.8	72 <sup>+</sup>	27

INTERCEPTIONS	No.	Yds	Avg	Long	TD
Schultz	6	48	8.0	24	0
Jones	3	0	0.0	0	0
Jackson	2	27	13.5	27	0
Cowart	2	23	11.5	23	0
Irvin	1	43	43.0	43	0
Northern	1	40	40.0	40 <sup>+</sup>	1
Martin	1	23	23.0	23	0
T. Smith	1	0	0.0	0	0
Washington	1	0	0.0	0	0
BILLS	18	204	11.3	43	1
OPP	14	65	4.6	18	0

PUNTING	No	Yds	Avg	Net	TB	In	Lg	B
Mohr	69	2882	41.8	33.2	11	11	18	57
BILLS	69	2882	41.8	33.2	11	11	18	57
OPP	77	3459	44.9	37.5	10	13	69	0

PUNT RETURNS	Ret	FC	Yds	Avg	Long	TD
K. Williams	37	11	369	10.0	73	0
BILLS	37	11	369	10.0	73	0
OPP	32	17	374	11.7	75 <sup>+</sup>	1

KICKOFF RETURNS	No.	Yds	Avg	Long	TD
K. Williams	47	1059	22.5	46	0
Gash	3	41	13.7	17	0
L. Johnson	3	18	6.0	16	0
Cummings	1	21	21.0	21	0
Holmes TM	1	20	20.0	20	0
Riemersma	1	9	9.0	9	0
BILLS	56	1168	20.9	46	0
OPP	77	1638	21.3	55	0

FIELD GOALS	1-19	20-29	30-39	40-49	50+
Christie	1-1	10-12	12-14	9-11	1-3
BILLS	1-1	10-12	12-14	9-11	1-3
OPP	0-0	7-7	5-7	8-11	1-1

Christie: (21N,39N) | (36G) | (24G,51N,19G,38G,45G) (53N,39G) | (24G) | (42G,47G,44G) | (49N,22G,36G,25G) (40G,37G,44G,21G) | (31G,20G,40N) | (35G,24G) (35N,34G,26G,22G) | (20G,52G,46G,34G) (32G,49G,32G) | (28N,44G) | (35G)  
 OPPONENTS: (48G,47G,54G) | (33G,27G) | (27G,25G) (48N) | (22G,33G,43G,41G) | (35G,23G,27G) | (38G) (49G,43G) | (39N,38G,39N) | (27G) | (44G,47N) | (48G,46N) | ( )

## USUAL STARTERS

### OFFENSE

WR	80	Eric Moulds
LT	70	John Fina
LG	79	Ruben Brown
C	61	Dusty Zeigler
RG	72	Joe Panos
RT	60	Jerry Ostroski
TE	84	Lonnice Johnson
WR	83	Andre Reed
FB	33	Sam Gash
RB	23	Antowain Smith
QB	7	Doug Flutie (10)
	11	Rob Johnson (6)

### DEFENSE

LE	90	Phil Hansen
NT	92	Ted Washington
RE	78	Bruce Smith
LOLB	59	Sam Rogers
ULB	52	John Holecak
RILB	56	Sam Cowart
ROLB	99	Gabe Northern
LCB	27	Ken Irvin
RCB	28	Thomas Smith
FS	24	Kurt Schulz
SS	20	Henry Jones

PASSING	Att	Cmp	Yds	Cmp%	Yds/Att	TD	TD%	Int	Int%	Long	Sack/Lost	Rating
Flutie	354	202	2711	57.1	7.66	20	5.6	11	3.1	84 <sup>+</sup>	12/78	87.4
R. Johnson	107	67	910	62.6	8.50	8	7.5	3	2.8	66 <sup>+</sup>	29/163	102.9
BILLS	461	269	3621	58.4	7.85	28	6.1	14	3.0	84 <sup>+</sup>	41/241	91.0
OPPONENTS	532	294	3474	55.3	6.53	27	5.1	18	3.4	72 <sup>+</sup>	43/276	78.2



# 1999 SEASON STATISTICS

11-5 | 2ND IN AFC EAST | HEAD COACH WADE PHILLIPS

Date	W/L Score	Opponent	Attendance
9/12	L 14-31	at Indianapolis	56,238
9/19	W 17-3	NY Jets	68,839
9/26	W 26-0	Philadelphia	70,872
10/4	W 23-18	at Miami	74,073
10/10	W 24-21	Pittsburgh	71,038
10/17	L 14-20	Oakland	71,113
10/24	L 16-26	at Seattle	66,301
10/31	W 13-10	at Baltimore	68,673
11/7	W 34-17	at Washington	78,721
11/14	W 23-3	Miami	72,810
11/21	L 7-17	at NY Jets	79,285
11/28	W 17-7	New England	72,111
12/12	L 17-19	NY Giants	72,527
12/19	W 31-21	at Arizona	64,337
12/26	W 13-10 (OT)	at New England	55,014
1/2	W 31-6	Indianapolis	61,959

## AFC WILD CARD PLAYOFF

1/8	L 16-22	at Tennessee	66,782
-----	---------	--------------	--------

	BUF	OPP
<b>TOTAL FIRST DOWNS</b>	313	244
Rushing	117	73
Passing	173	144
Penalty	23	27
3rd Down: Made/Att	93/228	69/220
3rd Down Pct.	40.8	31.4
4th Down: Made/Att	11/21	6/18
4th Down: Pct.	52.4	33.3

<b>POSSESSION AVG.</b>	32:12	27:48
------------------------	-------	-------

<b>TOTAL NET YARDS</b>	5333	4045
Avg. Per Game	333.3	252.8
Total Plays	1059	950
Avg. Per Play	5.0	4.3

<b>NET YARDS RUSHING</b>	2040	1370
Avg. Per Game	127.5	85.6
Total Rushes	519	407

<b>NET YARDS PASSING</b>	3293	2675
Avg. Per Game	205.8	167.2
Sacked/Yards Lost	27/185	37/214
Gross Yards	3478	2889
Att./Completions	513/290	506/269
Completion Pct.	56.5	53.2
Had Intercepted	16	12

<b>PUNTS/AVERAGE</b>	73/38.9	93/41.7
----------------------	---------	---------

<b>NET PUNTING AVG.</b>	33.9	34.5
-------------------------	------	------

<b>PENALTIES/YARDS</b>	97/789	97/790
------------------------	--------	--------

<b>FUMBLES/BALL LOST</b>	17/11	14/9
--------------------------	-------	------

<b>TOUCHDOWNS</b>	35	23
Rushing	12	9
Passing	21	12
Returns	2	2

SCORE BY PERIOD	Q1	Q2	Q3	Q4	OT	PTS
BILLS		68	98	73	78	320
OPPONENTS		66	80	23	60	229

SCORING	TD	Ru	Pa	Rt	K-PAT	FG	S	Pts
Christie	0	0	0	0	33/33	25/34	0	108
Moulds	7	0	0	0	0/0	0/0	0	42
Linton	6	5	1	0	1*	0/0	0	38
A. Smith	6	6	0	0	0/0	0/0	0	36
Riemersma	4	0	4	0	0/0	0/0	0	24
P. Price	3	0	3	0	0/0	0/0	0	18
Collins	2	0	2	0	0/0	0/0	0	12
Gash	2	0	2	0	0/0	0/0	0	12
Flutie	1	1	0	0	0/0	0/0	0	6
Jones	1	0	0	1	0/0	0/0	0	6
Northern	1	0	0	1	0/0	0/0	0	6
Reed	1	0	1	0	0/0	0/0	0	6
Thomas	1	0	1	0	0/0	0/0	0	6
BILLS	35	12	21	2	33/33	25/34	320	
OPP	23	9	12	22	22/23	23/31	229	
2-Pt Conversions	BILLS 1-2,	OPP 0-1						

**SACKS:** B. Smith 7.0, Hansen 6.0, Wiley 5.0, Northern 3.5, Rogers 3.0, S. Price 2.5, Washington 2.5, P. Williams 2.5, Perry 1.5, Cowart 1.0, Cummings 1.0, Holecsek 1.0, Moran 0.5  
**BILLS:** 37.0  
**OPPONENTS:** 27.0

RUSHING	No.	Yds	Avg	Long	TD
Linton	205	695	3.4	18	5
A. Smith	165	614	3.7	52t	6
Flutie	88	476	5.4	24t	1
Thomas	36	152	4.2	31	0
Johnson	8	61	7.6	25	0
Gordon	11	38	3.5	13	0
K. Williams	1	13	13.0	13	0
Moulds	1	1	1.0	1	0
Mohr	1	0	0.0	0	0
Van Pelt	1	-1	-1.0	-1	0
Hicks	1	-2	-2.0	-2	0
P. Price	1	-7	-7.0	-7	0
BILLS	519	2040	3.9	52t	12
OPP	407	1370	3.4	40	9

RECEIVING	No.	Yds	Avg	Long	TD
Moulds	65	994	15.3	54t	7
Reed	52	536	10.3	30	1
Riemersma	37	496	13.4	38	4
P. Price	31	393	12.7	45	3
K. Williams	31	381	12.3	35	0
Linton	29	228	7.9	28	1
Gash	20	163	8.2	31t	2
Collins	9	124	13.8	45	2
Loud	6	66	11.0	20	0
Jackson	4	34	8.5	16	0
Thomas	3	37	12.3	23t	1
A. Smith	2	32	16.0	23	0
Hicks	1	-6	-6.0	-6	0
BILLS	290	3478	12.0	54t	21
OPP	269	2889	10.7	50	12

INTERCEPTIONS	No.	Yds	Avg	Long	TD
Schultz	3	26	8.7	26	0
Winfield	2	13	6.5	10	0
Wiley	1	52	52.0	52	0
Holecsek	1	35	35.0	35	0
T. Smith	1	29	29.0	29	0
Rogers	1	24	24.0	24	0
Irvin	1	1	1.0	1	0

Greer	1	0	0.0	0	0
Martin	1	0	0.0	0	0
BILLS	12	180	15.0	52	0
OPP	16	288	18.0	74t	1

PUNTING	No.	Yds	Avg	Net	TB	In	Lg	B
Mohr	73	2840	38.9	33.9	7	20	60	0
BILLS	73	2840	38.9	33.9	7	20	60	0
OPP	93	3875	41.7	34.5	16	22	60	0

PUNT RETURNS	Ret	FC	Yds	Avg	Long	TD
K. Williams	33	17	331	10.0	27	0
P. Price	1	0	16	16.0	16	0
BILLS	34	17	347	10.2	27	0
OPP	23	25	226	9.8	26	0

KICKOFF RETURNS	No.	Yds	Avg	Long	TD
K. Williams	42	840	20.0	62	0
Loud	2	26	13.0	15	0
Porter	2	41	20.5	24	0
Collins	1	6	6.0	6	0
Gash	1	13	13.0	13	0
Gordon	1	11	11.0	11	0
Jones	1	37	37.0	37	1
P. Price	1	27	27.0	27	0
BILLS	51	1001	19.6	62	1
OPP	68	1504	22.1	93	0

FIELD GOALS	1-19	20-29	30-39	40-49	50+
Christie	2-2	10-10	7-10	3-9	3-3
BILLS	2-2	10-10	7-10	3-9	3-3
OPP	0-0	8-8	9-11	6-9	0-3

Christie: (36G,29G)(44N,45N,35G)  
 (24G,29G,19G,36G,49N)(26G,52G,31G)(29G,36N)  
 (1)50G)(25G,40G)(23G,20G)(31G,48G,47G,35N)  
 (40N,45N)(28G)(50G,39,48N)(33G)(39G,23G)(19G)  
 OPPONENTS: (45B,35G)(31G)(50N)  
 (30G,44G,26G,26G)(1)25G,32G,32N)  
 (40G,21G,42G,34G)(37G,51B)(55N,41G)(30G)  
 (36G)(1)42G,21G,21G,48G)(1)44N,38G,33N,44N)  
 (27G,24G)

## USUAL STARTERS

OFFENSE		
WR	80	Eric Moulds
LT	70	John Fina
LG	79	Ruben Brown
C	60	Jerry Ostroski
RG	61	Dusty Zeigler
RT	77	Robert Hicks
TE	85	Jay Riemersma
WR	83	Andre Reed
FB	33	Sam Gash
RB	23	Antowain Smith
QB	7	Doug Flutie

DEFENSE		
LE	90	Phil Hansen
NT	92	Ted Washington
RE	78	Bruce Smith
LOLB	59	Sam Rogers
ULB	52	John Holecsek
RILB	56	Sam Cowart
ROLB	99	Gabe Northern
LCB	27	Ken Irvin
RCB	28	Thomas Smith
FS	24	Kurt Schulz
SS	20	Henry Jones

PASSING	Att	Cmp	Yds	Cmp%	Yds/Att	TD	TD%	Int	Int%	Long	Sack/Lost	Rating
Flutie	478	264	3171	55.2	6.63	19	4.0	16	3.3	54t	26/176	75.1
Johnson	34	25	298	73.5	8.76	2	5.9	0	0.0	42	1/9	119.5
Van Pelt	1	1	9	100.0	9.00	0	0.0	0	0.0	9	0/0	104.2
BILLS	513	290	3478	56.5	6.78	21	4.1	16	3.1	54t	27/185	78.1
OPPONENTS	506	269	2889	53.2	5.71	12	2.4	12	2.4	50	37/214	68.2



# 2000 SEASON STATISTICS

8-8 | 4TH IN AFC EAST | HEAD COACH WADE PHILLIPS

Date	W/L Score	Opponent	Attendance
9/3	W 16-13	Tennessee	72,492
9/10	W 27-18	Green Bay	72,722
9/17	L 14-27	at NY Jets	77,884
10/1	L 16-18	Indianapolis	72,617
10/8	L 13-22	at Miami	73,901
10/15	W 27-24(OT)	San Diego	72,351
10/22	L 27-31	at Minnesota	64,116
10/29	W 23-20	NY Jets	72,861
11/5	W 16-13(OT)	at New England	60,292
11/12	W 20-3	Chicago	72,420
11/19	W 21-17	at Kansas City	78,457
11/26	L 17-31	at Tampa Bay	65,546
12/3	L 6-33	Miami	73,002
12/11	L 20-44	at Indianapolis	56,671
12/17	L 10-13(OT)	New England	47,230
12/23	W 42-23	at Seattle	61,025

TOTAL FIRST DOWNS	BUF	OPP
Rushing	309	252
Passing	111	76
Penalty	174	153
3rd Down: Made/Att	24	23
3rd Down Pct.	92/247	81/219
4th Down: Made/Att	37.2	37.0
4th Down Pct.	9/12	7/11
	75.0	63.6

POSSESSION AVG.	31:25	28:35
-----------------	-------	-------

TOTAL NET YARDS	5498	4426
Avg. Per Game	343.6	276.6
Total Plays	1080	966
Avg. Per Play	5.1	4.6

NET YARDS RUSHING	1922	1559
Avg. Per Game	120.1	97.4
Total Rushes	475	444

NET YARDS PASSING	3576	2867
Avg. Per Game	223.5	179.2
Sacked/Yards Lost	59/360	42/308
Gross Yards	3936	3175
Att./Completions	546/312	480/283
Completion Pct.	57.1	59.0
Had Intercepted	10	16

PUNTS/AVERAGE	96/38.1	92/42.0
---------------	---------	---------

NET PUNTING AVG.	31.4	38.4
------------------	------	------

PENALTIES/YARDS	101/913	103/905
-----------------	---------	---------

FUMBLES/BALL LOST	28/13	30/13
-------------------	-------	-------

TOUCHDOWNS	34	37
Rushing	11	13
Passing	20	18
Returns	3	6

SCORE BY PERIOD	Q1	Q2	Q3	Q4	OT	PTS
BILLS	54	97	40	118	6	315
OPPONENTS	46	93	76	132	3	350

SCORING	TD	Ru	Pa	Rt	K-PAT	FG	S	Pts
Christie	0	0	0	0	31/31	26/35	0	109
Morris	6	5	1	0	0/0	0/0	0	36
Moulds	5	0	5	0	0/0	0/0	0	30
Riemersma	5	0	5	0	0/0	0/0	0	30
Smith	4	4	0	0	0/0	0/0	0	24
P. Price	3	0	3	0	0/0	0/0	0	18
Bryson	2	0	2	0	1*	0/0	0	14
McDaniel	2	0	2	0	0/0	0/0	0	12
Flutie	1	1	0	0	0/0	0/0	0	6
S. Jackson	1	0	1	0	0/0	0/0	0	6
Johnson	1	1	0	0	0/0	0/0	0	6
H. Jones	1	0	0	1	0/0	0/0	0	6
Linton	1	0	1	0	0/0	0/0	0	6
Ostroski	1	0	0	1	0/0	0/0	0	6
Porter	1	0	0	1	0/0	0/0	0	6
BILLS	34	11	20	3	31/31	26/35	0	315
OPP	37	13	18	6	33/33	29/33	1	350
2-Pt Conversions: BILLS 1-7, OPP 0-0								

**SACKS:** Wiley 10.5, Newman 8.0, Cowart 5.5, Rogers 5.0, Washington 2.5, Williams 2.5, Flowers 2.0, Hansen 2.0, F. Jones 1.0, Larsen 1.0, Moore 1.0, S. Price 1.0  
**BILLS :** 42.0  
**OPPONENTS :** 59.0

RUSHING	No.	Yds	Avg	Long	TD
Bryson	161	591	3.7	24	0
Smith	101	354	3.5	59	4
Morris	93	341	3.7	32t	5
Johnson	42	307	7.3	23	1
Flutie	36	161	4.5	32	1
Linton	38	112	2.9	12	0
P. Price	2	32	16.0	27	0
Moulds	2	24	12.0	20	0
BILLS	475	1922	4.0	59	11
OPP	444	1559	3.5	39t	13

RECEIVING	No.	Yds	Avg	Long	TD
Moulds	94	1326	14.1	52	5
P. Price	52	762	14.7	42	3
McDaniel	43	697	16.2	74t	2
Morris	37	268	7.2	24	1
Bryson	32	271	8.5	32	2
Riemersma	31	372	12.0	35	5
Collins	6	72	12.0	23	0
S. Jackson	5	36	7.2	12	1
Cavil	4	66	16.5	39	0
Smith	3	20	6.7	9	0
Linton	3	8	2.7	4t	1
Porter	1	44	44.0	44	0
Johnson	1	-6	-6.0	-6	0
BILLS	312	3936	12.6	74t	20
OPP	283	3175	11.2	63	18

INTERCEPTIONS	No.	Yds	Avg	Long	TD
Carpenter	5	63	12.6	22	0
H. Jones	2	45	22.5	45t	1
Cowart	2	4	2.0	2	0
Irvin	2	1	0.5	1	0
Rogers	1	10	10.0	10	0
Winfield	1	8	8.0	8	0
Flowers	1	0	0.0	0	0
Holecek	1	0	0.0	0	0
Porter	1	0	0.0	0	0
BILLS	16	131	8.2	45t	1
OPP	10	112	11.2	40t	1

PUNTING	No	Yds	Avg	Net	TB	In	Lg	B
Mohr	95	3661	38.5	31.4	5	19	57	1
BILLS	96	3661	38.1	31.4	5	19	57	1
OPP	92	3865	42.0	38.4	7	37	70	0

PUNT RETURNS	Ref	FC	Yds	Avg	Long	TD
Watson	33	18	163	4.9	20	0
P. Price	5	5	27	5.4	12	0
BILLS	38	23	190	5.0	20	0
OPP	51	21	544	10.7	73t	1

KICKOFF RETURNS	No.	Yds	Avg	Long	TD
Watson	44	894	20.3	37	0
Black	9	165	18.3	26	0
Bryson	8	122	15.3	26	0
Linton	3	40	13.3	17	0
Cavil	1	1	1.0	1	0
Foreman	1	19	19.0	19	0
H. Jones	1	4	4.0	4	0
Morris	1	17	17.0	17	0
Smith	1	0	0.0	0	0
BILLS	69	1262	18.3	37	0
OPP	70	1524	21.8	97t	2

FIELD GOALS	1-19	20-29	30-39	40-49	50+
Christie	2-2	11-13	4-6	9-13	0-1
BILLS	2-2	11-13	4-6	9-13	0-1
OPP	1-1	11-12	11-13	5-5	1-2

Christie: (51N,42G,41G,33G)(45G,20G)(43B)  
(19G,30G,27G)(45G,23G)(29G,46G)(25G,48G)  
(20G,44B,29G,34G)(19G,48G,32G)(27G,42G,39N)(  
(42N,28G)(47N)(29G,46G)(25G,23B,30B)(26N)  
OPPONENTS: (38G,27G,60N)(24G)(51G,33N,27G)  
(45G)(30G,33G)(36G)(38G,20G,21G)  
(40G,36G)(48G,43G)(24G)(19G,35B)(45G)  
(32G,31G,20G,26G)(37G,23G,39G)(22G,27N,24G)  
(38G)

## USUAL STARTERS

OFFENSE		
WR	80	Eric Moulds
LT	70	John Fina
LG	79	Ruben Brown
C	60	Jerry Ostroski
RG	74	Jamie Nails
RT	69	Marcus Spriggs (9)
	77	Robert Hicks (7)
TE	85	Jay Riemersma
WR	81	Peerless Price
WR	86	Jeremy McDaniel
RB	38	Shawn Bryson
QB	11	Rob Johnson

DEFENSE		
LE	90	Phil Hansen (8)
	91	Shawn Price (6)
NT	92	Ted Washington
RE	75	Marcellus Wiley
SOLB	53	Keith Newman
SILB	52	John Holecek
WILB	56	Sam Cowart
WOLB	59	Sam Rogers
LCB	26	Antoine Winfield
RCB	27	Ken Irvin
FS	29	Keion Carpenter
SS	20	Henry Jones

PASSING	Att	Cmp	Yds	Cmp%	Yds/Att	TD	TD%	Int	Int%	Long	Sack/Lost	Rating
Johnson	306	175	2125	57.2	6.94	12	3.9	7	2.3	74t	49/292	82.2
Flutie	231	132	1700	57.1	7.36	8	3.5	3	1.3	52	10/68	86.5
Van Pelt	8	4	67	50.0	8.38	0	0.0	0	0.0	36	0/0	78.6
Mohr	1	1	44	100.0	44.00	0	0.0	0	0.0	44	0/0	118.8
BILLS	546	312	3936	57.1	7.21	20	3.7	10	1.8	74t	59/360	84.3
OPPONENTS	480	283	3175	59.0	6.61	18	3.8	16	3.3	63	42/308	77.4



# 2001 SEASON STATISTICS

3-13 | 5TH IN AFC EAST | HEAD COACH GREGG WILLIAMS

Date	W/L	Score	Opponent	Attendance
9/9	L	6-24	New Orleans	71,447
9/23	L	26-42	at Indianapolis	56,135
9/30	L	3-20	Pittsburgh	72,874
10/7	L	36-42	NY Jets	72,654
10/18	W	13-10	at Jacksonville	58,893
10/28	L	24-27	at San Diego	63,698
11/4	L	14-30	Indianapolis	63,786
11/11	L	11-21	at New England	60,292
11/18	L	20-23	Seattle	60,836
11/25	L	27-34	Miami	73,063
12/2	L	0-35	at San Francisco	67,252
12/9	W	25-24	Carolina	44,549
12/16	L	9-12 (OT)	New England	45,527
12/23	L	30-33	at Atlanta	43,320
12/30	W	14-9	at NY Jets	78,200
1/6	L	7-34	at Miami	73,428

	BUF	OPP
<b>TOTAL FIRST DOWNS</b>	287	302
Rushing	75	122
Passing	180	154
Penalty	32	26
3rd Down: Made/Att	75/217	86/205
3rd Down Pct.	34.6	42.0
4th Down: Made/Att	12/24	4/9
4th Down Pct.	58.3	43.5

**POSSESSION AVG.** 29:00 31:00

	5137	5292
<b>TOTAL NET YARDS</b>		
Avg. Per Game	321.1	330.8
Total Plays	1009	969
Avg. Per Play	5.1	5.5

	1686	2133
<b>NET YARDS RUSHING</b>		
Avg. Per Game	105.4	133.3
Total Rushes	406	482

	3451	3159
<b>NET YARDS PASSING</b>		
Avg. Per Game	215.7	197.4
Sacked/Yards Lost	46/271	34/219
Gross Yards	3722	3378
Att./Completions	557/327	453/284
Completion Pct.	58.7	62.7
Had Intercepted	20	11

**PUNTS/AVERAGE** 80/40.8 66/43.0

**NET PUNTING AVG.** 33.8 36.2

**PENALTIES/YARDS** 123/954 93/835

**FUMBLES/BALL LOST** 26/13 26/8

	31	48
<b>TOUCHDOWNS</b>		
Rushing	9	20
Passing	18	23
Returns	4	5

SCORE BY PERIOD	Q1	Q2	Q3	Q4	OT	Pts
BILLS	33	89	56	87	0	265
OPPONENTS	91	115	83	128	3	420

SCORING	TD	Ru	Pa	Rt	K-PAT	FG	S	Pts
Arians	0	0	0	0	16/17	12/21	0	52
P. Price	7	0	7	0	0/0	0/0	0	42
Moulds	5	0	5	0	1*	0/0	0	32
Graham	0	0	0	0	7/7	6/8	0	25
Centers	4	2	2	0	0/0	0/0	0	24
Henry	4	4	0	0	0/0	0/0	0	24
Riemersma	3	0	3	0	0/0	0/0	0	18
Bryson	2	2	0	0	0/0	0/0	0	12
Clements	2	0	0	2	0/0	0/0	0	12
Spoon	2	0	0	2	0/0	0/0	0	12
S. Jackson	1	0	1	0	0/0	0/0	0	6
Johnson	1	1	0	0	0/0	0/0	0	6
BILLS	31	9	18	4	23/24	18/29	0	265
OPP	48	20	23	5	48/48	28/37	0	420
2-Pt Conversions: BILLS 1-7, OPP 0-0								

**SACKS:** Schobel 6.5, Newman 3.5, Fisher 3.0, Hansen 3.0, Office 3.0, Foreman 2.5, Flowers 2.0, S. Price 2.0, Robertson 2.0, Williams 1.5, Wright 1.5, Clements 1.0, Larsen 1.0, Prioletau 1.0, Jones 0.5  
**BILLS:** 34.0  
**OPPONENTS:** 46.0

RUSHING	No	Yds	Avg	Lg	TD
Henry	213	729	3.4	25	4
Bryson	80	341	4.3	68†	2
Johnson	36	241	6.7	23	1
Centers	34	160	4.7	50	2
P. Price	6	97	16.2	31	0
Morris	20	72	3.6	10	0
Van Pelt	12	33	2.8	15	0
T. Brown	1	10	10.0	10	0
Moulds	3	3	1.0	6	0
Moorman	1	0	0.0	0	0
BILLS	406	1686	4.2	68†	9
OPP	482	2133	4.4	47	20

RECEIVING	No	Yds	Avg	Lg	TD
Centers	80	620	7.8	26	2
Moulds	67	904	13.5	80†	5
P. Price	55	895	16.3	70†	7
Riemersma	53	590	11.1	36	3
Henry	22	179	8.1	40	0
Germany	12	203	16.9	39	0
McDaniel	11	129	11.7	22	0
Bryson	9	59	6.6	23	0
Black	8	90	11.3	25	0
Morris	7	36	5.1	11	0
Crosby	2	16	8.0	9	0
S. Jackson	1	1	1.0	1†	1
BILLS	327	3722	11.4	80†	18
OPP	284	3378	11.9	63†	23

INTERCEPTIONS	No	Yds	Avg	Lg	TD
Clements	3	48	16.0	48†	1
Spoon	2	51	25.5	44†	2
Winfield	2	0	0.0	0	0
Watson	1	23	23.0	23	0
Hansen	1	17	17.0	17	0
Irvin	1	0	0.0	0	0
Tillman	1	0	0.0	0	0
BILLS	11	139	12.6	48†	3
OPP	20	390	19.5	100†	2

PUNTING	No	Yds	Avg	Net	TB	In	Lg	B
Moorman	80	3262	40.8	33.8	7	16	66	0
BILLS	80	3262	40.8	33.8	7	16	66	0
OPP	66	2836	43.0	36.2	11	27	77	0

PUNT RETURNS	Ref	FC	Yds	Avg	Long	TD
P. Price	19	8	110	5.8	24	0
Clements	4	1	81	20.3	66†	1
Black	1	0	34	34.0	34	0
BILLS	24	9	225	9.4	66†	1
OPP	40	9	418	10.5	48	0

KICKOFF RETURNS	No.	Yds	Avg	Long	TD
Clements	30	628	20.9	37	0
Black	25	498	19.9	29	0
Bryson	16	299	18.7	32	0
Driver	7	130	18.6	23	0
Watson	5	96	19.2	30	0
BILLS	83	1651	19.9	37	0
OPP	52	987	19.0	72	0

FIELD GOALS	1-19	20-29	30-39	40-49	50+
Arians	0-0	6-6	2-4	4-11	0-0
Graham	0-0	4-4	0-0	2-4	0-0
BILLS	0-0	10-10	2-4	6-15	0-0
OPP	0-0	7-8	12-15	6-11	3-3

Arians:  
[37G,22G],[48G,37N,49G],[49N,23G],[28G]  
[41N,39N,30G,46G],[41G,45N,44B],[48B],[24G,49N],[25G,26G,45N](1)  
Graham: [49N],[20G,27G],[43N,41G,25G,41G],[28G](1)  
OPPONENTS: [31G],[45N],[33N,30G,52G]  
[1]41G|[37G,25G,36N,41N|[34G,41G,47G]  
[43N,45N|[40G,38G,51G|[25G,39G|[32N,22B]  
[37G|[40G,32G,25G,23G|[35G,32G,43G,52G]  
[33G,28G,32G],[22G,49N,20G]

## USUAL STARTERS

### OFFENSE

WR	80	Eric Moulds
LT	70	John Fina
LG	79	Ruben Brown
C	63	Bill Conaty
RG	71	Corey Hulse
RT	75	Jonas Jennings
TE	85	Jay Riemersma
WR	81	Peerless Price
FB	37	Larry Centers
RB	20	Travis Henry
QB	10	Alex Van Pelt (8)
	11	Rob Johnson (8)

### DEFENSE

LE	90	Phil Hansen
LT	91	Shawn Price
RT	93	Pat Williams
RE	94	Aaron Schobel
SLB	53	Keith Newman
MLB	58	Brandon Spoon
WLB	55	Jay Foreman
LCB	26	Antoine Winfield
RCB	22	Nate Clements
FS	29	Keion Carpenter (10)
	28	Travares Tillman (6)
SS	39	Raion Hill

PASSING	Att	Cmp	Yds	Cmp%	Yds/Att	TD	TD%	Int	Int%	Long	Sack/Lost	Rating
Van Pelt	307	178	2056	58.0	6.70	12	3.9	11	3.6	80†	14/73	76.4
Johnson	216	134	1465	62.0	6.78	5	2.3	7	3.2	61†	31/196	76.3
T. Brown	33	15	201	45.5	6.09	1	3.0	2	6.1	34	1/2	50.2
Moorman	1	0	0	0.0	0.00	0	0.0	0	0.0	0	0/0	39.6
BILLS	557	327	3722	58.7	6.68	18	3.2	20	3.6	80†	46/271	74.7
OPPONENTS	453	284	3378	62.7	7.46	23	5.1	11	2.4	63†	34/219	92.2



# 2002 SEASON STATISTICS

8-8 | 4TH IN AFC EAST | HEAD COACH GREGG WILLIAMS

Date	W/L	Score	Opponent	Attendance
9/8	L	31-37	(OT) NY Jets	72,751
9/15	W	45-39	(OT) at Minnesota	64,047
9/22	L	23-28	at Denver	75,359
9/29	W	33-27	(OT) Chicago	72,780
10/6	L	31-49	Oakland	73,038
10/13	W	31-24	at Houston	70,120
10/20	W	23-10	at Miami	73,180
10/27	W	24-17	Detroit	72,710
11/3	L	7-38	New England	73,448
11/17	L	16-17	at Kansas City	77,951
11/24	L	13-31	at NY Jets	78,745
12/1	W	38-21	Miami	73,287
12/8	L	17-27	at New England	68,436
12/15	W	20-13	San Diego	61,838
12/22	L	0-10	at Green Bay	64,106
12/29	W	27-9	Cincinnati	47,850

## TOTAL FIRST DOWNS

	BUF	OPP
Rushing	355	303
Passing	90	107
Penalty	218	160
3rd Down: Made/Att	47	36
3rd Down Pct.	90/212	76/207
4th Down: Made/Att	42.5	36.7
4th Down Pct.	7/12	10/23
	58.3	43.5

## POSSESSION AVG.

	30:56	29:04
TOTAL NET YARDS	5591	5189
Avg. Per Game	349.4	324.3
Total Plays	1054	999
Avg. Per Play	5.3	5.2

## NET YARDS RUSHING

	1596	2122
Avg. Per Game	99.8	132.6
Total Rushes	388	473

## NET YARDS PASSING

	3995	3067
Avg. Per Game	249.7	191.7
Sacked/Yards Lost	54/369	31/212
Gross Yards	4364	3279
Att./Completions	612/377	495/281
Completion Pct.	61.6	56.8
Had Intercepted	15	10

## PUNTS/AVERAGE

	67/42.4	71/39.9
NET PUNTING AVG.	36.0	35.2

## PENALTIES/YARDS

	112/103	1117/1053
FUMBLES/BALL LOST	29/16	20/9

## TOUCHDOWNS

	44	49
Rushing	17	20
Passing	24	24
Returns	3	5

## SCORE BY PERIOD

	Q1	Q2	Q3	Q4	OT	PTS
BILLS	48	141	97	81	12	379
OPPONENTS	85	129	61	116	6	397

## SCORING

	TD	Ru	Pa	Rt	K-PAT	FG	S	PTS
Hollis	0	0	0	0	40/40	25/33	0	115
Henry	14	13	1	0	-	-	0	84
Moulds	10	0	10	0	-	-	0	60
P. Price	9	0	9	0	-	-	0	54
Bledsoe	2	2	0	0	-	-	0	12
Centers	2	2	0	0	-	-	0	12
Moore	2	0	2	0	-	-	0	12
Reed	2	0	2	0	-	-	0	12
Clements	1	0	0	1	-	-	0	6
Edwards	1	0	0	1	-	-	0	6
Rogers	1	0	0	1	-	-	0	6
BILLS	44	17	24	3	40/40	25/33	0	379
OPP	49	20	24	5	44/46	19/26	0	397
2-Pt Conversions:	BILLS	0-2	OPP	1-2				

**SACKS:** Schobel 8.5, Ahanotu 5.0, Fletcher 3.0, Newman 3.0, Wire 3.0, Edwards 2.5  
Prioleau 1.0, P. Williams 0.5,  
BILLS : 31.0  
OPPONENTS : 54.0

## RUSHING

	No.	Yds	Avg	Long	TD
Henry	325	1438	4.4	34	13
Bledsoe	27	67	2.5	11	2
Centers	11	56	5.1	13	2
Bryson	13	35	2.7	10	0
Burns	5	7	1.4	6	0
Moulds	1	7	7.0	7	0
Morris	2	5	2.5	5	0
Moorman	1	-6	-6.0	-6	0
P. Price	3	-13	-4.3	1	0
BILLS	388	1596	4.1	34	17
OPP	473	2122	4.5	55	20

## RECEIVING

	No.	Yds	Avg	Long	TD
Moulds	100	1292	12.9	70	10
P. Price	94	1252	13.3	73	9
Centers	43	388	9.0	25	0
Henry	43	309	7.2	26	1
Reed	37	509	13.8	42	2
Riemersma	32	350	10.9	29	0
Moore	16	141	8.8	19	2
Crosby	4	33	8.3	11	0
Morris	3	48	16.0	18	0
Johnson	3	39	13.0	22	0
Bryson	1	9	9.0	9	0
R. Brown	1	-6	-6.0	-6	0
BILLS	377	4364	11.6	73	24
OPP	281	3279	11.7	81	24

## INTERCEPTIONS

	No.	Yds	Avg	Long	TD
Clements	6	82	13.7	42	1
Thomas	1	31	31.0	31	0
E. Robinson	1	21	21.0	21	0
Brooks	1	13	13.0	13	0
Watson	1	0	0.0	0	0
BILLS	10	147	14.7	42	1
OPP	15	274	18.3	81	1

## PUNTING

	No	Yds	Avg	Net	TB	In	Lg	B
Moorman	66	2844	43.1	36.0	7	18	84	1
BILLS	67	2844	42.4	36.0	7	18	84	1
OPP	71	2834	39.9	35.2	9	15	70	0

## PUNT RETURNS

	Ref	FC	Yds	Avg	Long	TD
Rogers	26	11	137	5.3	16	0
Clements	4	0	20	5.0	11	0
BILLS	30	11	157	5.2	16	0
OPP	29	13	294	10.1	61	0

## KICKOFF RETURNS

	No.	Yds	Avg	Long	TD
Rogers	64	1280	20.0	90	1
Crosby	3	45	15.0	18	0
Bryson	1	18	18.0	18	0
Burns	1	35	35.0	35	0
Driver	1	27	27.0	27	0
Morris	1	0	0.0	0	0
Clements	0	0	0.0	0	0
BILLS	71	1405	19.8	90	1
OPP	76	1634	21.5	98	2

## FIELD GOALS

	1-19	20-29	30-39	40-49	50+
Hollis	0-0	7-8	8-10	7-10	3-5
BILLS	0-0	7-8	8-10	7-10	3-5
OPP	1-1	5-5	7-7	5-12	1-1

Hollis: (52G,50N)|(52G,20G,20G,54G,44N)  
(38G)|(48G,49G,39B)|(30G)|(33G|46G, 26G, 44G)  
(33G)|(50N,25N,45N)|(23G,33G,27G)|(43G,40G)  
(39G,46N)|(26G)|(42G,36G)|(33N)|(32G,25G)  
OPPONENTS: (34G,45G,48N,33G)|(29G,22G,  
44N)|(49N)|(46G,24G)|(26G)|(42G)|(35G)|(46G)  
(38G,45N)|(23G,45N)|(39G,46G,43N)|(39G,  
44N,53G)|(33G)|(19G)

## USUAL STARTERS

### OFFENSE

WR	80	Eric Moulds
LT	75	Jonas Jennings
LG	79	Ruben Brown
C	70	Trey Teague
RG	71	Marques Sullivan
RT	75	Mike Williams
TE	85	Jay Riemersma
WR	81	Peerless Price
FB	37	Larry Centers (7)
	41	Phil Crosby
RB	20	Travis Henry
QB	11	Drew Bledsoe

### DEFENSE

LE	72	Chidi Ahanotu
LT	98	Ron Edwards
RT	93	Pat Williams
RE	94	Aaron Schobel
SLB	53	Keith Newman
MLB	58	London Fletcher
WLB	55	Eddie Robinson
LCB	26	Antoine Winfield
RCB	22	Nate Clements
FS	22	Pierson Prioleau
SS	27	Coy Wire

## PASSING

	Att	Cmp	Yds	Cmp%	Yds/Att	TD	TD%	Int	Int%	Long	Sack/Lost	Rating
Bledsoe	610	375	4359	61.5	7.15	24	3.9	15	2.5	73	54/369	86.0
Van Pelt	2	2	5	100.0	2.50	0	0.0	0	0.0	4	0/0	79.2
BILLS	612	377	4364	61.6	7.13	24	3.9	15	2.5	73	54/369	86.0
OPPONENTS	495	281	3279	56.8	6.62	24	4.8	10	2.0	81	31/212	84.7



# 2003 SEASON STATISTICS

6-10 | 3RD IN AFC EAST | HEAD COACH GREGG WILLIAMS

Date	W/L	Score	Opponent	Attendance
9/7	W	31-0	New England	73,262
9/14	W	38-17	at Jacksonville	58,613
9/21	L	7-17	at Miami	73,458
9/28	L	13-23	Philadelphia	73,305
10/5	W	22-16	(OT) Cincinnati	72,615
10/12	L	3-30	at NY Jets	77,740
10/19	W	24-7	Washington	73,149
10/26	L	5-38	at Kansas City	78,689
11/9	L	6-10	at Dallas	63,770
11/16	L	10-12	Houston	72,677
11/23	L	14-17	Indianapolis	73,004
11/30	W	24-7	at NY Giants	78,481
12/7	W	17-6	NY Jets	72,791
12/14	L	26-28	at Tennessee	68,809
12/21	L	3-20	Miami	73,319
12/27	L	0-31	at New England	68,436

<b>TOTAL FIRST DOWNS</b>	268	270
Rushing	96	92
Passing	150	153
Penalty	22	25
3rd Down: Made/Att	67/212	86/225
3rd Down Pct.	31.6	38.2
4th Down: Made/Att	13/25	7/13
4th Down: Pct.	52.0	53.8

<b>POSSESSION AVG.</b>	29:40	30:20
------------------------	-------	-------

<b>TOTAL NET YARDS</b>	4348	4313
Avg. Per Game	271.8	269.6
Total Plays	980	1010
Avg. Per Play	4.4	4.3

<b>NET YARDS RUSHING</b>	1664	1606
Avg. Per Game	104.0	100.4
Total Rushes	427	464

<b>NET YARDS PASSING</b>	2684	2707
Avg. Per Game	167.8	169.2
Sacked/Yards Lost	51/385	38/231
Gross Yards	3069	2938
Att./Completions	502/293	508/285
Completion Pct.	58.4	56.1
Had Intercepted	17	10

<b>PUNTS/AVERAGE</b>	85/44.6	93/38.2
----------------------	---------	---------

<b>NET PUNTING AVG.</b>	37.1	34.2
-------------------------	------	------

<b>PENALTIES/YARDS</b>	106/891	110/996
------------------------	---------	---------

<b>FUMBLES/BALL LOST</b>	36/17	22/8
--------------------------	-------	------

<b>TOUCHDOWNS</b>	27	30
Rushing	13	11
Passing	11	18
Returns	3	1

<b>SCORE BY PERIOD</b>	Q1	Q2	Q3	Q4	OT	PTS
BILLS	34	81	58	64	6	243
OPPONENTS	54	93	51	78	0	279

<b>SCORING</b>	TD	Ru	Pa	Rt	K-PAT	FG	S	PTS
Hollis	0	0	0	0	24/24	17/24	0	75
Henry	1	10	1	0	0/0	0/0	0	66
Shaw	4	0	4	0	0/0	0/0	0	24
Bledsoe	2	2	0	0	0/0	0/0	0	12
Moore	2	2	0	0	0/0	0/0	0	12
Reed	2	0	2	0	0/0	0/0	0	12
Adams	1	0	0	1	0/0	0/0	0	6
Campbell	1	0	1	0	0/0	0/0	0	6
Clements	1	0	0	1	0/0	0/0	0	6
Morris	1	1	0	0	0/0	0/0	0	6
Moulds	1	0	1	0	0/0	0/0	0	6
P. Williams	1	0	0	1	0/0	0/0	0	6
Prioleau	0	0	0	0	0/0	0/0	1	2
Team	0	0	0	0	0/0	0/0	2	4
BILLS	27	13	11	3	24/24	17/24	3	243
OPP	30	11	18	12	6/26	23/31	279	
*2-Pt Conversions: Bills 0-2, OPP 2-4								

<b>SACKS:</b>	Schobel 11.5, Posey 5.5, Adams 5.0, Denney 3.5, Milloy 3.0, Fletcher 2.0, Spikes 2.0, McGee 1.0, Winfield 1.0, Wire 1.0, Edwards 0.5, Prioleau 0.5, K. Thomas 0.5,
<b>BILLS:</b>	38.0
<b>OPPONENTS:</b>	51.0

<b>RUSHING</b>	No.	Yds	Avg	Long	TD
Henry	331	1356	4.1	64	10
Burns	39	113	2.9	12	0
Morris	19	70	3.7	12	1
Reed	3	38	12.7	16	0
Bledsoe	24	29	1.2	11	2
Moorman	1	21	21.0	21	0
A. Brown	1	17	17.0	17	0
Neufeld	1	14	14.0	14	0
T. Brown	1	5	5.0	5	0
Simonton	2	4	2.0	2	0
Gash	1	3	3.0	3	0
Van Pelt	4	-6	-1.5	-1	0
BILLS	427	1664	3.9	64	13
OPP	464	1606	3.5	62	11

<b>RECEIVING</b>	No.	Yds	Avg	Long	TD
Moulds	64	780	12.2	49	1
Reed	58	588	10.1	26	2
Shaw	56	732	13.1	54	4
Campbell	34	339	10.0	31	1
Henry	28	158	5.6	18	1
Morris	14	100	7.1	24	0
Gash	11	83	7.5	18	0
Coleman	8	69	8.6	12	0
Moore	7	62	11.7	28	2
Burns	7	62	8.9	14	0
Neufeld	3	41	13.7	25	0
Aiken	3	35	11.7	19	0
BILLS	293	3069	10.5	54	11
OPP	285	2938	10.3	77	18

<b>INTERCEPTIONS</b>	No.	Yds	Avg	Long	TD
Clements	3	54	18.0	54	1
McGee	2	5	2.5	3	0
Spikes	2	1	0.5	1	0
Adams	1	37	37.0	37	1
Winfield	1	11	11.0	11	0
Schobel	1	6	6.0	6	0
BILLS	10	114	11.4	54	2
OPP	17	186	10.9	74	1

<b>PUNTING</b>	No.	Yds	Avg	Net	TB	In	Lg	B
Moorman	85	3788	44.6	37.1	3	20	71	0
BILLS	85	3788	44.6	37.1	3	20	71	0
OPP	93	3553	38.2	34.2	6	24	53	1

<b>PUNT RETURNS</b>	Ret	FC	Yds	Avg	Long	TD
A. Brown	25	10	111	4.4	18	0
Clements	14	11	137	9.8	35	0
Prioleau	1	0	0	0.0	0	0
Winfield	1	0	0	0.0	0	0
Reed	0	0	0	—	0	0
BILLS	41	21	248	6.0	35	0
OPP	52	8	577	11.1	48	0

<b>KICKOFF RETURNS</b>	No.	Yds	Avg	Long	TD
A. Brown	48	1046	21.8	75	0
McGee	8	160	20.0	26	0
Morris	6	146	24.3	52	0
Burns	1	17	17.0	17	0
BILLS	63	1369	21.7	75	0
OPP	55	1080	19.6	35	0

<b>FIELD GOALS</b>	1-19	20-29	30-39	40-49	50+
Lindell	0-0	11-12	3-3	3-7	0-2
BILLS	0-0	11-12	3-3	3-7	0-2
OPP	0-0	8-9	9-9	5-8	1-5
Lindell: ( 44G)(27G)(51N)(27G,38G,29G)(44G)(20G)(49N,20G)(41G,29G)(29N,44N,23G,20G)(48N)(26G,50N)(32G)(27G,32G)(23G)(40N)OPP: (48N,44G)(51N,26G,44N)(26G,34G,22G)(39G,37G,54N,30G)(27G,33G,50N,43G)(49G)(51G,41G,34G)(24G)(38G,50N,40G)(29G,39G,41N)(28G,30G)(24N,24G)					

## USUAL STARTERS

<b>OFFENSE</b>		
WR	80	Eric Moulds
LT	75	Jonas Jennings
LG	79	Ruben Brown
C	70	Trey Teague
RG	61	Mike Pucillo
RT	68	Mike Williams
TE	84	Mark Campbell
WR	82	Josh Reed
RB	20	Travis Henry
FB	33	Sam Gash
QB	11	Drew Bledsoe

## DEFENSE

LE	92	Ryan Denney
LT	95	Sam Adams
RT	93	Pat Williams
RE	94	Aaron Schobel
SLB	96	Jeff Posey
MLB	59	London Fletcher
WLB	51	Takeo Spikes
LCB	26	Antoine Winfield
RCB	22	Nate Clements
FS	43	Izell Reese (9)
	23	Pierson Prioleau (6)
SS	36	Lawyer Milloy

<b>PASSING</b>	Att	Cmp	Yds	Cmp%	Yds/Att	TD	TD%	Int	Int%	Long	Sack/Lost	Rating
Bledsoe	471	274	2860	58.2	6.07	11	2.3	12	2.5	54	49/371	73.0
T. Brown	18	14	160	77.8	8.89	0	0.0	1	5.6	28	1/7	80.6
Van Pelt	12	5	49	41.7	4.08	0	0.0	3	25.0	14	1/7	14.2
Henry	1	0	0	0.0	0.0	0	0.0	1	100.0	0	0/0	0.0
BILLS	502	293	3069	58.4	6.11	11	2.2	17	3.4	54	51/385	69.4
OPPONENTS	508	285	2938	56.1	5.78	18	3.5	10	2.0	77	38/231	76.5



# 2004 SEASON STATISTICS

9-7 | 3RD IN AFC EAST | HEAD COACH MIKE MULARKEY

Date	W/L Score	Opponent	Attendance
09/12	L 10-13	Jacksonville	72,389
09/19	L 10-13	at Oakland	53,610
10/03	L 17-31	New England	72,698
10/10	L 14-16	at NY Jets	77,976
10/17	W 20-13	Miami	72,714
10/24	L 6-20	at Baltimore	69,809
10/31	W 42-32	Arizona	65,887
11/07	W 22-17	NY Jets	72,574
11/14	L 6-29	at New England	68,756
11/21	W 37-17	St. Louis	72,393
11/28	W 38-9	at Seattle	66,271
12/05	W 42-32	at Miami	73,084
12/12	W 37-7	Cleveland	72,330
12/19	W 33-17	at Cincinnati	65,378
12/26	W 41-7	at San Francisco	63,248
01/02	L 24-29	Pittsburgh	73,414

<b>TOTAL FIRST DOWNS</b>	271	258
Rushing	102	79
Passing	149	150
Penalty	20	29
3rd Down: Made/Att	77/215	77/214
3rd Down Pct.	35.8	36.0
4th Down: Made/Att	10/21	11/15
4th Down Pct.	47.6	73.3

<b>POSSESSION AVG.</b>	30:21	29:39
------------------------	-------	-------

<b>TOTAL NET YARDS</b>	4691	4228
Avg. Per Game	293.2	264.3
Total Plays	982	978
Avg. Per Play	4.8	4.3

<b>NET YARDS RUSHING</b>	1874	1604
Avg. Per Game	117.1	100.3
Total Rushes	483	447

<b>NET YARDS PASSING</b>	2817	2624
Avg. Per Game	176.1	164.0
Sacked/Yards Lost	38/215	45/319
Gross Yards	3032	2943
Att./Completions	461/262	486/261
Completion Pct.	56.8	53.7
Had Intercepted	17	24

<b>PUNTS/AVERAGE</b>	78/43.1	79/40.7
----------------------	---------	---------

<b>NET PUNTING AVG.</b>	78/36.5	79/33.0
-------------------------	---------	---------

<b>PENALTIES/YARDS</b>	121/1047	120/865
------------------------	----------	---------

<b>FUMBLES/BALL LOST</b>	26/12	31/15
--------------------------	-------	-------

<b>TOUCHDOWNS</b>	46	29
Rushing	15	6
Passing	21	20
Returns	10	3

<b>SCORE BY PERIOD</b>	Q1	Q2	Q3	Q4	OT	PTS
BILLS	89	101	80	125	0	395
OPPONENTS	78	100	12	97	0	284

<b>SCORING</b>	TD	Ru	Pa	Rt	K-PAT	FG	S	PTS
Lindell	0	0	0	0	45/45	24/28	0	117
McGahee	13	13	0	0	-	-	0	78
Evans	9	0	9	0	-	-	0	54

Campbell	5	0	5	0	-	-	0	30
Moulds	5	0	5	0	-	-	0	30
McGee	3	0	0	3	-	-	0	18
Clements	2	0	0	2	-	-	0	12
Euhus	2	0	2	0	-	-	0	12
Spikes	2	0	0	2	-	-	0	12
S. Williams	2	2	0	0	-	-	0	12
P. Williams	1	0	0	1	-	-	1	8
Peters	1	0	0	1	-	-	0	6
J. Smith	1	0	0	1	-	-	0	6
BILLS	46	15	21	10	45/45	24/28	1	395
OPP	29	6	20	3	27/27	27/32	0	284

2-Pt. Conversions: BILLS 0-1, O PONENTS 1-2

**SACKS:** Schobel 8.0, Adams 5.0, Kelsay 4.5, Edwards 4.0, Milloy 4.0, Fletcher 3.5, Denney 3.0, Spikes 3.0, P. Williams 2.5, McGee 2.0, Greer 1.0, Posey 1.0, Thomas 1.0, Vincent 1.0, Wire 1.0, Clements 0.5  
BILLS: 45.0  
OPPONENTS: 38.0

<b>RUSHING</b>	No.	Yds	Avg	Long	TD
McGahee	284	1128	4.0	41	13
Henry	94	326	3.5	19	0
S. Williams	42	167	4.0	27	2
Evans	5	85	17.0	48	0
Burns	20	73	3.7	21	0
Bledsoe	22	37	1.7	17	0
Moorman	2	23	11.5	34	0
Losman	2	15	7.5	10	0
J. Smith	2	11	5.5	8	0
Brown LG	1	2	2.0	2	0
Reed	2	-1	-5.5	6	0
Matthews	2	-3	-1.5	-1	0
Greer	1	-6	-6.0	-6	0
BILLS	483	1874	3.9	48	15
OPP	447	1604	3.6	58	6

<b>RECEIVING</b>	No.	Yds	Avg	Long	TD
Moulds	88	1043	11.9	49	5
Evans	48	843	17.6	69	9
McGahee	22	169	7.7	16	0
Campbell	12	203	11.9	27	5
Shelton	17	114	6.7	24	0
Reed	16	153	9.6	20	0
Aiken	11	148	13.5	54	0
Euhus	11	98	8.9	17	2
Henry	10	45	4.5	10	0
Neufeld	6	61	10.2	29	0
Shaw	5	59	11.8	20	0
Trafford	3	25	8.3	10	0
J. Smith	3	21	7.0	11	0
S. Williams	3	19	6.3	10	0
Thomas	1	24	24.0	24	0
Burns	1	7	7.0	7	0
BUF	262	3032	11.6	69	21
OPP	261	2943	11.3	51	20

<b>INTERCEPTIONS</b>	No.	Yds	Avg	Long	TD
Clements	6	77	12.8	35	1
Spikes	5	122	24.4	62	2
McGee	3	21	7.0	21	0
Milloy	2	20	10.0	11	0
Reese	1	33	33.0	33	0
Baker	1	26	26.0	26	0
P. Williams	1	20	20.0	20	1
Vincent	1	8	8.0	8	0
Kelsay	1	3	3.0	3	0
Posey	1	3	3.0	3	0

Adams	1	0	0.0	0	0
Stamer	1	0	0.0	0	0
BILLS	24	333	13.9	62	4
OPP	17	357	21.0	94	1

<b>PUNTING</b>	No.	Yds	Avg	Net	TB	In	Lg	B
Moorman	77	3325	43.2	36.8	9	17	80	0
Lindell	1	37	37.0	17.0	1	0	37	0
BILLS	78	3362	43.1	36.5	10	17	80	0
OPP	79	3218	40.7	33.0	6	18	69	1

<b>PUNT RETURNS</b>	Ret	FC	Yds	Avg	Long	TD
Clements	35	10	327	9.3	86	1
J. Smith	9	0	157	17.4	70	1
Reed	1	0	7	7.0	7	0
S. Williams	1	0	0	0.0	0	0
BILLS	46	10	491	10.7	86	2
OPP	37	63	15	8.5	34	0

<b>KICKOFF RETURNS</b>	No.	Yds	Avg	Lg	TD
McGee	52	1370	26.3	104	3
Fletcher	4	86	21.5	23	0
Shelton	2	25	12.5	15	0
Clements	1	14	14.0	14	0
Kelsay	1	14	14.0	14	0
Moulds	1	2	2.0	2	0
Neufeld	1	3	3.0	3	0
J. Smith	1	28	28.0	28	0
BILLS	63	1542	24.5	104	3
OPP	77	1406	18.3	65	0

<b>FIELD GOALS</b>	1-19	20-29	30-39	40-49	50+
Lindell	0-0	13-14	10-11	1-3	0-0
BILLS	0-0	13-14	10-11	1-3	0-0
OPP	2-2	11-12	8-9	6-7	0-2

Lindell: (42N,25G)(32G)(33G)(43N,43G, 20G)  
(24G,21G)(25G)(20G,30G)(21G, 35G,33G)  
(25G)(38N)(23G,21G,37G)(23G, 39G,21G,33G)  
(23G,31G)(37G,28N)  
OPPONENTS: (25G,27G)(21G,33G)(42G)  
(29N,37G,36G, 38G)(47G,28G)(24G, 50N,19G)  
(64N)(36N,41G)(27G, 24G,20G,45G,37G)(41G)  
(19G)(47G)(45N)(24G)(22G,21G,31G,37G,33G)

## USUAL STARTERS

<b>OFFENSE</b>		
WR	80	Eric Moulds
LT	75	Jonas Jennings
LG	72	Lawrence Smith
C	70	Trey Teague
RG	58	Chris Villarrial
RT	68	Mike Williams
TE	84	Mark Campbell
WR	83	Lee Evans
RB	21	Willis McGahee
FB	31	Damion Shelton
QB	11	Drew Bledsoe

## DEFENSE

LE	90	Chris Kelsay
LT	95	Sam Adams
RT	93	Pat Williams
RE	94	Aaron Schobel
SLB	96	Jeff Posey
MLB	59	London Fletcher
WLB	51	Takeo Spikes
LCB	24	Terrence McGee
RCB	22	Nate Clements
FS	43	Izell Reese (9)
	23	Pierson Prioleau (6)
SS	36	Lawyer Milloy

<b>PASSING</b>	Att	Cmp	Yds	Cmp%	Yds/Att	TD	TD%	Int%	Long	Sack/Lost	Rating
Bledsoe	450	256	2932	56.9	6.52	20	4.4	16	3.6	69	76.6
Losman	5	3	32	60.0	6.40	0	0	1	20.0	17	39.2
Matthews	3	2	44	66.7	14.67	1	33.3	0	0.0	33	149.3
Moorman	3	1	24	33.3	8.00	0	0.0	0	0.0	24	63.2
BILLS	461	262	3032	56.8	6.58	21	4.6	17	3.7	69	76.7
OPPONENTS	486	261	2943	53.7	6.06	20	4.1	24	4.9	51	65.2



# 2005 SEASON STATISTICS

5-11 | 3RD IN AFC EAST | HEAD COACH MIKE MULARKEY

Date	W/L Score	Opponent	Attendance
09/11	W 22-7	Houston	71,781
09/18	L 3-19	at Tampa Bay	64,777
09/25	L 16-24	Atlanta	72,032
10/02	L 7-19	at New Orleans	58,688
10/09	W 20-14	Miami	72,160
10/16	W 27-17	New York Jets	72,045
10/23	L 17-38	at Oakland	42,779
10/30	L 16-21	at New England	68,756
11/13	W 14-3	Kansas City	72,093
11/20	L 10-48	at San Diego	65,602
11/27	L 9-13	Carolina	71,440
12/04	L 23-24	at Miami	72,051
12/11	L 7-35	New England	71,810
12/17	L 17-28	Denver	71,887
12/24	W 37-27	at Cincinnati	65,485
01/01	L 26-30	at New York Jets	76,822

	BUF	OPP
<b>TOTAL FIRST DOWNS</b>	259	243
Rushing	96	146
Passing	129	169
Penalty	34	28
3rd Down: Made/Att	74/201	93/200
3rd Down Pct.	36.8	46.5
4th Down: Made/Att	6/16	7/12
4th Down Pct.	37.5	58.3

<b>POSSESSION AVG.</b>	29:04	30:56
------------------------	-------	-------

<b>TOTAL NET YARDS</b>	4122	5496
Avg. Per Game	257.6	343.5
Total Plays	930	1030
Avg. Per Play	4.4	5.3

<b>NET YARDS RUSHING</b>	1607	2205
Avg. Per Game	100.4	137.8
Total Rushes	428	489

<b>NET YARDS PASSING</b>	2515	3291
Avg. Per Game	157.2	205.7
Sacked/Yards Lost	43/337	38/269
Gross Yards	2852	3560
Att./Completions	459/269	503/314
Completion Pct.	58.6	62.4
Had Intercepted	16	17

<b>PUNTS/AVERAGE</b>	71/45.7	62/40.2
----------------------	---------	---------

<b>NET PUNTING AVG.</b>	71/39.1	62/34.4
-------------------------	---------	---------

<b>PENALTIES/YARDS</b>	120/897	124/904
------------------------	---------	---------

<b>FUMBLES/BALL LOST</b>	26/10	24/13
--------------------------	-------	-------

<b>TOUCHDOWNS</b>	26	44
Rushing	6	22
Passing	18	19
Returns	2	3

SCORE BY PERIOD	Q1	Q2	Q3	Q4	OT	PTS
BILLS	80	86	46	59	0	271
OPPONENTS	34	135	75	123	0	367

SCORING	TD	Ru	Pa	Rt	K-PAT	FG	S	PTS
Lindell	0	0	0	0	26/26	29/35	0	113
Evans	7	0	7	0			0	42
McGahee	5	5	0	0			0	30
Moulds	4	0	4	0			0	24
McGee	2	0	0	2			0	12
Reed	2	0	2	0			0	12
Burns	1	0	1	0			0	6
Holcomb	1	1	0	0			0	6
Parrish	1	0	1	0			0	6
Peters	1	0	1	0			0	6
Shelton	1	0	1	0			0	6
J. Smith	1	0	1	0			0	6
Fletcher	0	0	0	0			1	2
BILLS	26	6	18	2	26/26	29/35	1	271
OPP	44	22	19	3	44/44	19/25	1	367
*2-Pt Conversions: BILLS 0-0, OPP 0-0								

**SACKS:** Schobel 12, Denney 4, Fletcher 4, Adams 3, Crowell 3, Posey 3, Kelsay 2.5, Bannan 1.5, T. Anderson 1, R. Baker 1, Greer 1, Milloy 1, Spikes 1  
**BILLS:** 38.0  
**OPPONENTS:** 45.0

RUSHING	No.	Yds	Avg	Long	TD
McGahee	325	1247	3.8	27	5
S. Williams	45	161	3.6	28	0
Losman	31	154	5.0	30	0
Evans	4	38	9.5	39	0
Holcomb	18	11	0.6	8	1
J. Smith	1	1	1.0	1	0
Shelton	1	0	0.0	0	0
Parrish	2	-2	-1.0	4	0
Reed	1	-3	-3.0	-3	0
BILLS	428	1607	3.8	39	6
OPP	489	2205	4.5	59	22

RECEIVING	No.	Yds	Avg	Long	TD
Moulds	81	816	10.1	55f	4
Evans	48	743	15.5	65	7
Reed	32	449	14.0	51f	2
McGahee	28	178	6.4	19	0
Campbell	19	139	7.3	27	0
S. Williams	17	118	6.9	23	0
Parrish	15	148	9.9	28	1
Shelton	13	98	7.5	21	1
J. Smith	5	56	11.2	19	1
Aiken	4	57	14.3	22	0
Euhus	3	17	5.7	9	0
Peters	2	5	2.5	4	1
Burns	1	19	19.0	19f	1
Neufeld	1	9	9.0	9	0
BILLS	269	2852	10.6	65	18
OPP	314	3560	11.3	57	19

INTERCEPTIONS	No.	Yds	Avg	Long	TD
McGee	4	97	24.3	46f	1
Vincent	4	78	19.5	42	0
Crowell	2	3	1.5	2	0
Clements	2	0	0.0	0	0
Fletcher	1	20	20.0	20	0
R. Baker	1	18	18.0	18	0
Kelsay	1	17	17.0	17	0
Milloy	1	0	0.0	0	0
Schobel	1	0	0.0	0	0
BILLS	17	233	13.7	46f	1
OPP	16	209	13.1	42	2

PUNTING	No.	Yds	Avg	Net	TB	In	Lg	B
Moorman	71	3242	45.7	39.1	9	22	68	0
BILLS	71	3242	45.7	39.1	9	22	68	0
OPP	62	2492	40.2	34.4	4	22	61	0

PUNT RETURNS	Ret	FC	Yds	Avg	Long	TD
Parrish	14	9	186	13.3	43	0
Clements	8	3	52	6.5	13	0
J. Smith	6	5	41	6.8	17	0
BILLS	28	17	279	10.0	43	0
OPP	42	10	285	6.8	29	0

KICKOFF RETURNS	No.	Yds	Avg	Lg	TD
McGee	46	1391	30.2	99f	1
Parrish	10	261	26.1	45	0
J. Smith	5	124	24.8	44	0
Reed	4	69	17.3	24	0
Burns	3	46	15.3	19	0
Neufeld	3	39	13.0	23	0
Shelton	2	26	13.0	16	0
Euhus	1	0	0.0	0	0
Leonhard	1	36	36.0	36	0
BILLS	75	1992	26.6	99f	1
OPP	64	1308	20.4	95f	1

FIELD GOALS	1-19	20-29	30-39	40-49	50+
Lindell	0/0	8/9	11/13	7/10	3/3
BILLS	0/0	8/9	11/13	7/10	3/3
OPP	0/0	10/10	5/6	4/9	0/0

Lindell:  
(35G, 21G, 42G, 39G, 31G)(40G)(36G, 41G, 30G)(45N)(24G, 47G)(50G, 38G)(41G)  
(46N, 23G, 35G, (21G, 24G, 48N, 22G)  
(21G, 24G, 52G, 36G)  
**OPPONENTS:**  
(40G)(27G)(23G, 40G, 32N, 20G, 37G)(44G)(25G)(44N)(35G, 44N, 43N)(28G, 38G)  
(25G, 45N, 25G)(23G)(31G, 27G)(49G, 43N, 25G, 34G)

## USUAL STARTERS

OFFENSE		
QB	10	Kelly Holcomb
RB	21	Willis McGahee
FB	31	Damon Shelton
WR	80	Eric Moulds
WR	83	Lee Evans
TE	84	Mark Campbell
LT	69	Mike Gandy
LG	66	Bennie Anderson
C	70	Trey Teague
RG	58	Chris Villarrial
RT	71	Jason Peters

## DEFENSE

DE	90	Chris Kelsay
DT	95	Sam Adams
DT	77	Tim Anderson
DE	94	Aaron Schobel
LB	96	Jeff Posey
LB	59	London Fletcher
LB	51	Takeo Spikes
CB	24	Terrence McGee
CB	22	Nate Clements
FS	23	Troy Vincent
SS	36	Lawyer Milloy

PASSING	Att	Cmp	Yds	Cmp%	Yds/Att	TD	TD%	Int	Int%	Long	Sack/Lost	Rating
Holcomb	230	155	1509	67.4	6.56	10	4.3	8	3.5	65	17/140	85.6
Losman	228	113	1340	49.6	5.88	8	3.5	8	3.5	58	26/197	64.9
Parrish	1	1	3	100.0	3.00	0	0.0	0	0.0	3	0/0	79.2
BILLS	459	269	2852	58.6	6.21	18	3.9	16	3.5	65	43/337	75.4
OPP	503	314	3560	62.4	7.08	19	3.8	17	3.4	57	38/269	82.1



# 2006 SEASON STATISTICS

7-9 | 3RD IN AFC EAST | HEAD COACH DICK JAURON

Date	W/L	Score	Opponent	Attendance
09/10	L	17-19	at New England	68,756
09/17	W	16-6	at Miami	72,797
09/24	L	20-28	New York Jets	72,067
10/01	W	17-12	Minnesota	71,972
10/08	L	7-40	at Chicago	62,206
10/15	L	17-20	at Detroit	60,704
10/22	L	6-28	New England	72,180
11/05	W	24-10	Green Bay	72,205
11/12	L	16-17	at Indianapolis	57,306
11/19	W	24-21	at Houston	70,125
11/26	W	27-24	Jacksonville	63,608
12/03	L	21-24	San Diego	63,361
12/10	W	31-13	at New York Jets	77,131
12/17	W	21-0	Miami	71,011
12/24	L	29-30	Tennessee	54,765
12/31	L	7-19	at Baltimore	70,913

	BUF	OPP
<b>TOTAL FIRST DOWNS</b>	234	298
Rushing	82	117
Passing	132	168
Penalty	20	13
3rd Down: Made/Att	63/199	79/216
3rd Down Pct.	31.7	36.6
4th Down: Made/Att	5/11	11/17
4th Down Pct.	45.5	64.7

<b>POSSESSION AVG.</b>	28:04	31:56
------------------------	-------	-------

<b>TOTAL NET YARDS</b>	4271	5273
Avg. Per Game	266.9	329.6
Total Plays	898	1029
Avg. Per Play	4.8	5.1

<b>NET YARDS RUSHING</b>	1552	2254
Avg. Per Game	97.0	140.9
Total Rushes	420	476

<b>NET YARDS PASSING</b>	2719	3019
Avg. Per Game	169.9	188.7
Sacked/Yards Lost	47/332	40/265
Gross Yards	3051	3284
Att./Completions	431/268	513/324
Completion Pct.	62.2	63.2
Had Intercepted	14	13

<b>PUNTS/AVERAGE</b>	92/43.6	86/41.6
----------------------	---------	---------

<b>NET PUNTING AVG.</b>	39.2	34.8
-------------------------	------	------

<b>PENALTIES/YARDS</b>	87/629	90/709
------------------------	--------	--------

<b>FUMBLES/BALL LOST</b>	28/15	28/11
--------------------------	-------	-------

## TOUCHDOWNS

Rushing	26	44
Passing	9	14
Returns	19	18
	5	3

## SCORE BY PERIOD

	Q1	Q2	Q3	Q4	OT	PTS
BILLS	67	84	75	74	0	300
OPPONENTS	74	105	55	77	0	311

SCORING	TD	Ru	Pa	Rt	K-PAT	FG	S	PTS
Lindell	0	0	0	0	33/33	23/25	0	102
Evans	8	0	0	0	-	-	0	48
McGahee	6	0	0	0	-	-	0	36
Parrish	3	0	2	1	-	-	0	18
Price	3	0	3	0	-	-	0	18
Royal	3	0	3	0	-	-	0	18
Fletcher-Baker	2	0	0	2	-	-	0	12
Reed	2	0	2	0	-	-	0	12
A. Thomas	2	0	0	0	-	-	0	12
Clements	1	0	0	1	-	-	0	6
Losman	1	1	0	0	-	-	0	6
McGee	1	0	0	1	-	-	0	6
Neufeld	1	0	1	0	-	-	0	6
Fletcher	0	0	0	0	-	-	1	2
BILLS	33	9	19	5	33/33	23/25	0	300
OPP	35	14	18	3	33/33	22/26	1	311

\*2-Pt Conversions: Bills 0-0, OPP 0-2

**SACKS:** Schobel 14, Denney 6, Kelsay 5.5, (group) 4, Tripplett 2.5, Crowell 2, Fletcher-Baker 2, Hargrove LG 1.5, Hargrove TM 1, Ellison 1, Simpson 1, Spikes 1  
**BILLS:** 38 **OPPONENTS:** 45

RUSHING	No.	Yds	Avg	Long	TD
McGahee	259	990	3.8	57t	6
A. Thomas	107	378	3.5	19	2
Losman	38	140	3.7	15	1
Parrish	2	18	9.0	11	0
Price	5	18	3.6	9	0
Reed	4	13	3.3	15	0
Moorman	2	2	1.0	2	0
S. Williams	2	2	1.0	2	0
Royal	1	-9	-9.0	-9	0
BILLS	420	1552	3.7	57t	9
OPP	476	2254	4.7	52	14

RECEIVING	No.	Yds	Avg	Long	TD
Evans	82	1292	15.8	83t	8
Price	49	402	8.2	25	3
Reed	34	410	12.1	52	2
Parrish	23	320	13.9	51t	2
Royal	23	233	10.1	33t	3
A. Thomas	22	139	6.3	18	0
McGahee	18	156	8.7	56	0
Shelton	7	35	5.0	14	0
Cieslak	6	46	7.7	13	0
Davis	2	13	6.5	8	0
Neufeld	1	4	4.0	4t	1
Everett	1	1	1.0	1	0
BILLS	268	3051	11.4	83t	19
OPP	324	3284	10.1	62	18

INTERCEPTIONS	No.	Yds	Avg	Long	TD
Fletcher-Baker	4	30	7.5	17t	1
Clements	3	80	26.7	58t	1
Simpson	2	76	38.0	76	0
Crowell	2	0	0.0	0	0
Whitner	1	10	10.0	10	0
Ellison	1	7	7.0	7	0
BILLS	13	203	15.6	76	2
OPP	14	198	14.1	44	2

PUNTING	No.	Yds	Avg	Net	TB	In	Lg	B
Moorman	92	4012	43.6	39.2	7	33	66	0
BILLS	92	4012	43.6	39.2	7	33	66	0
OPP	86	3578	41.6	34.8	8	31	64	1

PUNT RETURNS	Ret	FC	Yds	Avg	Long	TD
Parrish	32	9	364	11.4	82t	1
Leonhard	7	1	58	8.3	32	0
BILLS	39	10	422	10.8	82t	1
OPP	36	20	265	7.4	25	0

KICKOFF RETURNS	No.	Yds	Avg	Long	TD
McGee	52	1355	26.1	88	0
Davis	6	99	16.5	27	0
Haggan	2	4	2.0	5	0
Preston	2	10	5.0	9	0
S. Williams	1	17	17.0	17	0
Leonhard	0	18	--	18	0
BILLS	63	1503	23.9	88	0
OPP	60	1279	21.3	74	0

FIELD GOALS	1-19	20-29	30-39	40-49	50+
Lindell	0/0	8/8	5/5	8/10	2/2
BILLS	0/0	8/8	5/5	8/10	2/2
OPP	0/0	5/5	9/10	8/9	0/2

Lindell:  
 (53G)(33G,45G,43G)(36G,28G)(44N,28G)(  
 53G)(40G,46G)(28G)(22G,30G,43G,41N)(40G)  
 (21G,42G)(34G)(21G,36G,45G,21G,24G)(  
 OPPONENTS:  
 (32G)(55N)(37G,49G)(42G,43G,32G,41G)  
 (43G,56N,29G)(49G)(31G)(42N,27G)  
 (42G,36N)(30G,38G)(42G,20G,30G)  
 (26G,37G,39G,29G)

## USUAL STARTERS

### OFFENSE

QB	7	JP Losman
RB	21	Willis McGahee
FB	31	Daimon Shelton
WR	83	Lee Evans
WR	81	Peerless Price
TE	84	Robert Royal
LT	71	Jason Peters
LG	69	Mike Gandy
C	67	Melvin Fowler
RG	75	Duke Preston
RT	79	Terrance Pennington

### DEFENSE

DE	90	Chris Kelsay
DT	98	Larry Tripplett
DT	95	Kyle Williams
DE	94	Aaron Schobel
LB	51	Takeo Spikes
LB	59	London Fletcher
LB	55	Angelo Crowell
CB	24	Terrence McGee
CB	22	Nate Clements
FS	30	Ko Simpson
SS	20	Donte Whitner

PASSING	Att	Cmp	Yds	Cmp%	Yds/Att	TD	TD%	Int	Int%	Long	Sack/Lost	Rating
Losman	429	268	3051	62.5	7.11	19	4.4	14	3.3	83t	47/332	84.9
Evans	1	0	0	0.0	0.00	0	0.0	0	0.0	0	0/0	39.6
Moorman	1	0	0	0.0	0.00	0	0.0	0	0.0	0	0/0	39.6
BILLS	431	268	3051	62.2	7.08	19	4.4	14	3.2	83t	47/332	84.6
OPP	513	324	3284	63.2	6.40	18	3.5	13	2.5	62	40/265	82.5



# 2007 SEASON STATISTICS

7-9 | 2ND IN AFC EAST | HEAD COACH DICK JAURON

Date	WL Score	Opponent	Attendance
09/09	L 14-15	Denver	71,132
09/16	L 3-26	at Pittsburgh	64,307
09/23	L 7-38	at New England	68,756
09/30	W 17-14	New York Jets	70,600
10/08	L 24-25	Dallas	71,575
10/21	W 19-14	Baltimore	70,727
10/28	W 13-3	at New York Jets	76,688
11/04	W 33-21	Cincinnati	70,745
11/11	W 13-10	at Miami	70,615
11/18	L 10-56	New England	71,338
11/25	L 14-36	at Jacksonville	64,546
12/02	W 17-16	at Washington	85,831
12/09	W 38-17	Miami	71,018
12/16	L 0-8	at Cleveland	73,196
12/23	L 21-38	New York Giants	71,302
12/30	L 9-17	at Philadelphia	68,594

	BUF	OPP
<b>TOTAL FIRST DOWNS</b>	248	322
Rushing	91	104
Passing	141	203
Penalty	16	15
3rd Down: Made/Att	65/195	101/224
3rd Down Pct.	33.3	45.1
4th Down: Made/Att	8/18	10/22
4th Down Pct.	44.4	45.5

**POSSESSION AVERAGE** 28:51 31:10

	BUF	OPP
<b>TOTAL NET YARDS</b>	4434	5807
Avg. Per Game	277.1	362.9
Total Plays	919	1047
Avg. Per Play	4.8	5.5

	BUF	OPP
<b>NET YARDS RUSHING</b>	1800	1993
Avg. Per Game	112.5	124.6
Total Rushes	448	454

	BUF	OPP
<b>NET YARDS PASSING</b>	2634	3814
Avg. Per Game	164.6	238.4
Sacked/Yards Lost	26/208	26/144
Gross Yards	2842	3958
Att./Completions	445/263	567/354
Completion Pct.	59.1	62.4
Had Intercepted	14	18

**PUNTS/AVERAGE** 81/40.8 61/42.6

**NET PUNTING AVERAGE** 37.6 31.8

**PENALTIES/YARDS** 8/633 73/567

**FUMBLES/BALL LOST** 20/7 29/12

	BUF	OPP
<b>TOUCHDOWNS</b>	25	39
Rushing	8	15
Passing	12	19
Returns	5	5

SCORE BY PERIODS	Q1	Q2	Q3	Q4	OT	PTS
BILLS	79	41	68	64	0	252
OPPONENTS	63	104	92	95	0	354

SCORING	TD	Ru	Pa	Rt	K-PAT	FG	S	PTS
Lindell	0	0	0	0	24	24	27	0
Lynch	7	7	0	0	1	*	-	0
L. Evans	5	0	5	0	-	-	0	30
Parrish	3	1	1	1	-	-	0	18
Royal	3	0	3	0	-	-	0	18
Gaines	2	0	2	0	-	-	0	12
Wilson	2	0	0	2	-	-	0	12

Kelsay	1	0	0	1	-	-	1	8
McGee	1	0	0	1	-	-	0	6
A. Thomas	1	0	1	0	-	-	0	6
Crowell	0	0	0	0	-	-	1	2
BILLS	25	8	12	524	24	24	27	2
OPP	39	15	19	537	37	27	30	1

\*2-Point Conversions: Bills 1-1, Opponents 0-2

**SACKS:** Schobel 6.5, Kelsay 2.5, McCargo 2.5, Crowell 2, DiGiorgio 2, K. Williams 2, (group) 2, Hargrove 1.5, R. Denney 1, Ellison 1, Haggan 1, Tripplett 1, Youberty 1  
BILLS: 26  
OPPONENTS: 26

RUSHING	No	Yds	Avg	Long	TD
Lynch	280	1115	4.0	56f	7
Jackson	58	300	5.2	27	0
Losman	20	110	5.5	17	0
Wright	29	94	3.2	15	0
A. Thomas	36	89	2.5	9	0
Edwards	14	49	3.5	14	0
Parrish	3	19	6.3	24f	1
Moorman	4	14	3.5	10	0
Reed	4	10	2.5	12	0
BILLS	448	1800	4.0	56f	8
OPP	454	1993	4.4	88f	15

RECEIVING	No	Yds	Avg	Long	TD
L. Evans	55	849	15.4	85f	5
Reed	51	578	11.3	30	0
Parrish	35	352	10.1	47f	1
Royal	25	248	9.9	28f	3
Gaines	25	215	8.6	20	2
Jackson	22	190	8.6	54	0
Lynch	18	184	10.2	30	0
A. Thomas	15	95	6.3	11	1
Price	7	68	9.7	22	0
Schouman	3	19	6.3	10	0
Wright	3	17	5.7	8	0
Neufeld	2	14	7.0	8	0
Aiken	1	10	10.0	10	0
Everett	1	3	3.0	3	0
BILLS	263	2842	10.8	85f	12
OPP	354	3958	11.2	59f	19

PUNTING	No	Yds	Avg	Net TB	In	Lg	B
Moorman	81	3302	40.8	37.6	3	30	75
BILLS	81	3302	40.8	37.6	3	30	75
OPP	61	2598	42.6	31.8	9	15	62

INTERCEPTIONS	No	Yds	Avg	Long	TD
McGee	4	4	1.0	2	0
Leonhard	2	60	30.0	36	0
Wilson	2	25	12.5	25f	1
Greer	2	1	0.5	2	0
DiGiorgio	1	38	38.0	38	0
Whitner	1	29	29.0	29	0
Youberty	1	19	19.0	19	0
K. Thomas	1	8	8.0	8	0
Crowell	1	5	5.0	5	0
Ellison	1	4	4.0	4	0
Kelsay	1	0	0.0	0f	1
Tripplett	1	0	0.0	0	0
BILLS	18	193	10.7	38	2
OPP	14	291	20.8	70	2

PUNT RETURNS	Ref	FC	Yds	Avg	Long	TD
Parrish	27	2	440	16.3	74f	1
Leonhard	4	2	36	9.0	13	0
BILLS	31	4	476	15.4	74f	1
OPPONENTS	37	16	196	5.3	29	0

KICKOFF RETURNS	No	Yds	Avg	Long	TD
McGee	45	1082	24.0	103f	1
Parrish	6	126	21.0	24	0
Scobey TM	5	112	22.4	29	0
Jackson	3	46	15.3	19	0
Neufeld	3	6	2.0	7	0
Leonhard	2	32	16.0	17	0
A. Thomas	2	26	13.0	15	0
Chambers	1	6	6.0	6	0
Preston	1	12	12.0	12	0
Wilson	1	0	0.0	0	0
Wright	1	0	0.0	0	0
BILLS	70	1448	20.7	103f	1
OPPONENTS	56	1150	20.5	100f	1

FIELD GOALS	1-19	20-29	30-39	40-49	50+	Tot
Lindell	0/0	11/11	7/7	4/6	2/3	24/27
BILLS	0/0	11/11	7/7	4/6	2/3	24/27
OPP	0/0	10/10	9/10	7/8	1/2	27/29

Lindell: (45N)(24G)(46G)(24G,54N)(29G,26G,35G,41G)(30G,40G)(23G,21G,29G,38G)(34G)(52G)(38G,43G,24G,33G,36G)(51G,46N)(129G,23G,22G)

OPPONENTS: (21G,48G,50N,43N,42G)(34G,28G,39G,31G)(24G)(37N)(47G,29G,37G,53G)(27G)(38G)(46G,33G,22G,23G,20G)(27G,28G,33G)(41G)(35G,49G)(42G)(38G)

## USUAL STARTERS

### OFFENSE

QB	5	Trent Edwards
RB	23	Marshawn Lynch
FB/TE	86	Michael Gaines
WR	83	Lee Evans
WR	82	Josh Reed
TE	84	Robert Royal
LT	71	Jason Peters
LG	66	Darrick Dockery
C	67	Melvin Fowler
RG	60	Brad Butler
RT	68	Langston Walker

### DEFENSE

DE	90	Chris Kelsay
DT	98	Larry Tripplett
DT	95	Kyle Williams
DE	94	Aaron Schobel
LB	56	Keith Ellison
LB	52	John DiGiorgio
LB	55	Angelo Crowell
CB	24	Terrence McGee
CB	33	Jabari Greer
FS	37	George Wilson
SS	20	Donte Whitner

PASSING	Att	Cmp	Yds	Cmp%	Yds/Att	TD	TD%	Int	Int%	Long	Sack/Lost	Rating
Edwards	269	151	1630	56.1	6.06	7	2.6	8	3.0	70f	12/105	70.4
Losman	175	111	1204	63.4	6.88	4	2.3	6	3.4	85f	14/103	76.9
Lynch	1	1	8	100.0	8.00	1	100.0	0	0.0	8f	0/0	139.6
BILLS	445	263	2842	59.1	6.39	12	2.7	14	3.1	85f	26/208	73.8
OPPONENTS	567	354	3958	62.4	6.98	19	3.4	18	3.2	59f	26/144	81.1



# 2008 SEASON STATISTICS

7-9 | 3RD IN AFC EAST | HEAD COACH DICK JAURON

Date	W/L Score	Opponent	Attendance
09/07	W 34-10	Seattle	71,194
09/14	W 20-16	at Jacksonville	65,167
09/21	W 24-23	Oakland	71,297
09/28	W 31-14	at St. Louis	61,017
10/05	L 17-41	at Arizona	63,830
10/19	W 23-14	San Diego	71,602
10/26	L 16-25	at Miami	65,011
11/02	L 17-26	New York Jets	71,827
11/09	L 10-20	at New England	68,756
11/17	L 27-29	Cleveland	71,645
11/23	W 54-31	at Kansas City	73,584
11/30	L 3-10	San Francisco	70,988
12/07#	L 3-16	Miami	52,134
12/14	L 27-31	at New York Jets	78,548
12/21	W 30-23	at Denver	74,539
12/28	L 0-13	New England	71,282

# Played in Toronto

	BUF	OPP
<b>TOTAL FIRST DOWNS</b>	287	293
Rushing	107	113
Passing	167	167
Penalty	13	13
3rd Down: Made/Att	81/203	73/202
3rd Down Pct.	39.9	36.1
4th Down: Made/Att	7/16	8/26
4th Down Pct.	43.8	50.0

**POSSESSION AVG.** 30:04 29:57

<b>TOTAL NET YARDS</b>	4882	5217
Avg. Per Game	305.1	326.1
Total Plays	956	971
Avg. Per Play	5.1	5.4

<b>NET YARDS RUSHING</b>	1842	1946
Avg. Per Game	115.1	121.6
Total Rushes	439	455

<b>NET YARDS PASSING</b>	3040	3271
Avg. Per Game	190.0	204.4
Sacked/Yards Lost	38/262	24/170
Gross Yards	3302	3441
Att./Completions	479/309	492/301
Completion Pct.	64.5	61.2
Had Intercepted	15	10

**PUNTS/AVERAGE** 58/44.1 64/45.6

**NET PUNTING AVG.** 39.1 36.8

**PENALTIES/YARDS** 71/538 72/540

**FUMBLES/BALL LOST** 33/15 21/12

<b>TOUCHDOWNS</b>	35	34
Rushing	16	18
Passing	14	14
Returns	5	2

SCORE BY PERIOD	Q1	Q2	Q3	Q4	OT	PTS
BILLS	46	113	73	104	0	336
OPPONENTS	108	76	81	77	0	342

SCORING	TD	Ru	Pa	Rt	K-PAT	FG	S	PTS
Lindell	0	0	0	0	34/34	30/38	0	124
Lynch	9	8	1	0	-	-	0	54
Evans	3	0	3	0	1*	-	0	20
Edwards	3	3	0	0	-	-	0	18
Jackson	3	3	0	0	-	-	0	18
Greer	2	0	0	2	-	-	0	12
Hardy	2	0	2	0	-	-	0	12
St. Johnson	2	0	2	0	-	-	0	12
Losman	2	0	2	0	-	-	0	12
McKelvin	2	0	0	2	-	-	0	12
Parrish	2	0	1	1	-	-	0	12
Denney	1	0	1	0	-	-	0	6
Fine	1	0	1	0	-	-	0	6
Reed	1	0	1	0	-	-	0	6
Royal	1	0	1	0	-	-	0	6
Schouman	1	0	1	0	-	-	0	6
BILLS	35	16	14	5	34/34	30/38	0	336
OPP	34	18	14	2	34/34	34/41	1	342

\*2-Pt Conversions: BILLS 1-1, OPP 0-0

**SACKS:** Denney 4, Mitchell 4, Stroud 2.5, Sp. Johnson 2, Kelsay 2, Williams 2, Wilson 1.5, Bryan 1, Schobel 1, B. Scott 1, Whitner 1, Youbety 1, (group) 1  
**BILLS:** 24 **OPPONENTS:** 38

RUSHING	No.	Yds	Avg	Long	TD
Lynch	250	1036	4.1	50	8
Jackson	130	571	4.4	32	3
Edwards	36	117	3.3	15	3
Losman	12	70	5.8	17	2
Evans	1	22	22.0	22	0
Parrish	2	9	4.5	9	0
Ellison	1	6	6.0	6	0
St. Johnson	1	6	6.0	6	0
Oman	6	5	0.8	2	0
BILLS	439	1842	4.2	50	16
OPP	455	1946	4.3	72	18

RECEIVING	No.	Yds	Avg	Long	TD
Evans	63	1017	16.1	87	3
Reed	56	597	10.7	24	1
Lynch	47	300	6.4	42	1
Jackson	37	317	8.6	65	0
Royal	33	351	10.6	30	1
Parrish	24	232	9.7	22	1
Schouman	15	153	10.2	21	1
St. Johnson	10	102	10.2	21	2
Fine	10	94	9.4	20	1
Hardy	9	87	9.7	17	2
Barnes	2	34	17.0	25	0
McIntyre	2	-1	-0.5	0	0
Denney	1	19	19.0	19	1
BILLS	309	3302	10.7	87	14
OPP	301	3441	11.4	84	14

INTERCEPTIONS	No.	Yds	Avg	Long	TD
McGee	3	36	12.0	36	0
Greer	2	75	37.5	42	2
McKelvin	2	64	32.0	64	1
Mitchell	2	33	16.5	32	0
Posluszny	1	9	9.0	9	0
BILLS	10	217	21.7	64	3
OPP	15	169	11.3	92	1

PUNTING	No.	Yds	Avg	Net	TB	In	Lg	B
Moorman	58	2557	44.1	39.1	5	23	63	0
BILLS	58	2557	44.1	39.1	5	23	63	0
OPP	64	2920	45.6	36.8	5	22	65	0

PUNT RETURNS	Ret	FC	Yds	Avg	Long	TD
Parrish	21	10	322	15.3	63	1
Jackson	7	0	116	16.6	35	0
McKelvin	2	0	26	13.0	14	0
BILLS	30	10	464	15.5	63	1
OPP	18	12	187	10.4	21	0

KICKOFF RETURNS	No.	Yds	Avg	Long	TD
McKelvin	52	1468	28.2	98	1
Jackson	12	181	15.1	30	0
Sp. Johnson	3	40	13.3	19	0
McGee	3	62	20.7	27	0
Parrish	2	40	20.0	25	0
St. Johnson	1	0	0.0	0	0
McIntyre	1	18	18.0	18	0
Wilson	1	7	7.0	7	0
BILLS	75	1816	24.2	98	1
OPP	63	1247	19.8	69	0

FIELD GOALS	1-19	20-29	30-39	40-49	50+
Lindell	1/1	7/8	11/11	10/15	1/3
BILLS	1/1	7/8	11/11	10/15	1/3
OPP	0/0	8/9	14/15	8/11	4/6

Lindell: (35G,38G,52B)(21G,45G)(46N,38G)(45G,35G,45G)(48G)(48G,52N,27G,44G)(19G,43G,47G)(53G,43N)(25G)(26G,31G,47N)(21G,39G,34G,38G)(20N,22G,40N)(40G)(34G,48G)(37G,49G,28G)(47N) OPP: (45G)(28G,50G,39G)(23G,35G,32G)(51N)(47G,38G)(46B,43G,45G,35G)(37G,26G,37N,20G,31G)(32G,49N,37G)(40G,33G,43G,22G,56G)(45G)(50G)(50G,35G,27G,48N)(31G)(23G,30G,54N,43G)(33G,26N,23G)

## USUAL STARTERS

### OFFENSE

WR	83	Lee Evans
LT	71	Jason Peters
LG	66	Derrick Dockery
C	75	Duke Preston
RG	60	Brad Butler
RT	68	Langston Walker
TE	84	Robert Royal
WR	82	Josh Reed
FB/TE	80	Derek Schouman (6)
RB	23	Marshawn Lynch
QB	5	Trent Edwards

### DEFENSE

LE	90	Chris Kelsay
LT	99	Marcus Stroud
RT	95	Kyle Williams
RE	94	Aaron Schobel
SLB	59	Kawika Mitchell
MLB	51	Paul Posluszny
WLB	56	Keith Ellison
LCB	24	Terrence McGee
RCB	33	Jabari Greer (10)
FS	30	Ko Simpson (10)
SS	20	Donte Whitner

PASSING	Att	Cmp	Yds	Cmp%	Yds/Att	TD	TD%	Int	Int%	Long	Sack/Lost	Rating
Edwards	374	245	2699	65.5	7.22	11	2.9	10	2.7	65	23/ 143	85.4
Losman	104	63	584	60.6	5.62	2	1.9	5	4.8	87	15/ 119	62.3
Moorman	1	1	19	100.0	19.00	1	100.0	0	0.0	19	0/ 0	158.3
BILLS	479	309	3302	64.5	6.89	14	2.9	15	3.1	87	38/ 262	81.3
OPPONENTS	492	301	3441	61.2	6.99	14	2.8	10	2.0	84	24/ 170	83.2



# 2009 SEASON STATISTICS

6-10 | 4TH IN AFC EAST | HEAD COACH DICK JAURON & PERRY FEWELL

Date	W/L Score	Opponent	Attendance
09/14	L 24-25	at New England	68,756
09/20	W 33-20	Tampa Bay	70,318
09/27	L 7-27	New Orleans	70,261
10/04	L 10-38	at Miami	65,523
10/11	L 3-6	Cleveland	70,526
10/18	W 16-13	(OT) at NY Jets	76,048
10/25	W 20-9	at Carolina	73,497
11/01	L 10-31	Houston	69,790
11/15	L 17-41	at Tennessee	69,143
11/22*	L 15-18	at Jacksonville	47,757
11/29	W 31-14	Miami	70,155
12/03/04	L 13-19	NY Jets	51,567
12/13	W 16-10	at Kansas City	68,668
12/20	L 10-17	New England	70,000
12/27	L 3-31	at Atlanta	68,887
01/03	W 30-7	Indianapolis	69,848

\*Perry Fewell's first game/# Played in Toronto

	BUF	OPP
<b>TOTAL FIRST DOWNS</b>	233	310
Rushing	81	134
Passing	126	157
Penalty	26	19
3rd Down: Made/Att	51/198	72/40
3rd Down Pct.	25.8	40.4
4th Down: Made/Att	7/15	14/26
4th Down Pct.	46.7	53.8

<b>POSSESSION AVG.</b>	27:50	32:10
------------------------	-------	-------

<b>TOTAL NET YARDS</b>	4382	5449
Avg. Per Game	273.9	340.6
Total Plays	911	1086
Avg. Per Play	4.8	5.0

<b>NET YARDS RUSHING</b>	1867	2501
Avg. Per Game	116.7	156.3
Total Rushes	424	535

<b>NET YARDS PASSING</b>	2515	2948
Avg. Per Game	157.2	184.3
Sacked/Yards Lost	46/274	32/189
Gross Yards	2789	3137
Att./Completions	441/256	519/295
Completion Pct.	58.0	56.8
Had Intercepted	19	28

<b>PUNTS/AVERAGE</b>	90/46.6	78/41.2
----------------------	---------	---------

<b>NET PUNTING AVG.</b>	90/40.2	78/37.4
-------------------------	---------	---------

<b>PENALTIES/YARDS</b>	107/855	107/919
------------------------	---------	---------

<b>FUMBLES/BALL LOST</b>	24/11	21/5
--------------------------	-------	------

<b>TOUCHDOWNS</b>	25	37
Rushing	6	19
Passing	17	14
Returns	2	4

<b>SCORE BY PERIOD</b>	Q1	Q2	Q3	Q4	OT	PTS
BILLS	74	67	37	77	3	258
OPPONENTS	44	115	48	119	0	326

SCORING	TD	Ru	Pa	Rt	K-PAT	FG	S	PTS
Lindell	0	0	0	0	24/24	28/33	0	108
Evans	7	0	0	0	-	-	0	42
Owens	6	1	5	0	-	-	0	36
Jackson	4	2	2	0	-	-	0	24
Lynch	2	2	0	0	-	-	0	12
Denney	1	0	1	0	-	-	0	6
Fitzpatrick	1	1	0	0	-	-	0	6
Nelson	1	0	1	0	-	-	0	6
Reed	1	0	1	0	-	-	0	6
Schobel	1	0	0	1	-	-	0	6
Whitner	1	0	0	1	-	-	0	6
BILLS	25	6	17	2	24/24	28/33	0	258
OPP	37	19	14	4	32/32	22/28	1	326

2-Pt Conversions: BILLS 0-1, OPP 2-5

**SACKS:** Schobel 10, Kelsay 5, Williams 4, Denney 2, Sp. Johnson 2, B. Scott 2, Stroud 2, Wilson 2, Draft 1, Posluszny 1, (group) 1  
BILLS: 32 OPPONENTS: 46

RUSHING	No.	Yds	Avg	Long	TD
Jackson	237	1062	4.5	43	2
Lynch	120	450	3.8	47	2
Fitzpatrick	31	141	4.5	31	1
Edwards	14	106	7.6	20	0
Owens	6	54	9.0	29	1
McIntyre	5	34	6.8	25	0
Omon	5	22	4.4	7	0
Parrish	2	4	2.0	9	0
Brohm	3	-3	-1.0	-1	0
Jenkins	1	-3	-3.0	-3	0
BILLS	424	1867	4.4	47	6
OPP	535	2501	4.7	76	19

RECEIVING	No.	Yds	Avg	Long	TD
Owens	55	829	15.1	98	5
Jackson	46	371	8.1	21	2
Evans	44	612	13.9	50	7
Lynch	28	179	6.4	35	0
Reed	27	291	10.8	29	1
Nelson	17	156	9.2	25	1
Schouman	9	103	11.4	27	0
Fine	9	64	7.1	11	0
McIntyre	7	55	7.9	18	0
Stupar	6	40	6.7	17	0
Parrish	3	34	11.3	16	0
St. Johnson	2	10	5.0	5	0
Denney	1	25	25.0	25	1
Klopfenstein	1	11	11.0	11	0
Hardy	1	9	9.0	9	0
BILLS	256	2789	10.9	98	17
OPP	295	3137	10.6	52	14

INTERCEPTIONS	No.	Yds	Avg	Long	TD
Byrd	9	118	13.1	37	0
Wilson	4	23	5.8	27	0
Posluszny	3	20	6.7	17	0
Whitner	2	104	52.0	76	1
C. Harris	2	7	3.5	7	0
B. Scott	1	27	27.0	27	0
Schobel	1	26	26.0	26	1
Florence	1	7	7.0	7	0
McGee	1	3	3.0	3	0
Corner	1	0	0.0	0	0
Draft	1	0	0.0	0	0
Mace	1	0	0.0	0	0
Wendling	1	0	0.0	0	0
BILLS	28	335	12.0	76	2
OPP	19	194	10.2	31	3

PUNTING	No.	Yds	Avg	Net	Tb	In	Lg	B
Moorman	90	4192	46.6	40.2	10	25	73	0
BILLS	90	4192	46.6	40.2	10	25	73	0
OPP	78	3216	41.2	37.4	4	30	63	0

PUNT RETURNS	Ret	FC	Yds	Avg	Long	TD
Parrish	24	13	133	5.5	31	0
Jackson	6	5	69	11.5	27	0
Reed	3	0	0	0.0	0	0
Youbary	0	0	16	---	16	0
BILLS	33	18	218	6.6	31	0
OPP	49	12	377	7.7	52	0

KICKOFF RETURNS	No.	Yds	Avg	Long	TD
Jackson	41	1014	24.7	71	0
Parrish	11	258	23.5	31	0
McKelvin	5	121	24.2	33	0
Jenkins	3	45	15.0	19	0
Sp. Johnson	1	12	12.0	12	0
McGee	1	30	30.0	30	0
Omon	1	26	26.0	26	0
Stupar	1	11	11.0	11	0
BILLS	64	1517	23.7	71	0
OPP	59	1271	21.5	52	0

FIELD GOALS	1-19	20-29	30-39	40-49	50+
Lindell	0/0	12/12	9/9	6/9	1/3
BILLS	0/0	12/12	9/9	6/9	1/3
OPPONENTS	1/1	9/9	7/8	3/6	2/4
Lindell: (40G)(31G,43G,27G,20G)(49N,35G)					
(36G)(33G,25G,46N,47G)(29G,22G)(21G)					
(25G)(26G,28G,22G)(44N,56G)(49G,32G)					
(41G,24G,51N,36G)(25G,56N)(42G)(31G,33G,36G)					
OPP: (41N,20G,28G)(27G,35G)(33G)(24G,18G)(23G,41G,44N)(43N,39N)(42G,22G,26G)					
(36G,60N,51G)(29G)(38G,49G,31G,37G)(21G)					
(30G)(51G,5B)(1)					

## USUAL STARTERS

### OFFENSE

WR	83	Lee Evans
LT	77	Demetrius Bell (8)
	79	Jonathan Scott (6)
LG	67	Andy Levitre
C	63	Geoff Hangartner
RG	70	Eric Wood (10)
RT	73	Kirk Chambers (9)
TE	89	Shawn Nelson (12)
WR	81	Terrell Owens
FB/TE	86	Derek Fine (6)
	38	Corey McIntyre (4)
	82	Josh Reed (4)
RB	22	Fred Jackson (10)
	23	Marshawn Lynch (8)
QB	14	Ryan Fitzpatrick (8)
	5	Trent Edwards (7)

### DEFENSE

LE	90	Chris Kelsay
LT	99	Marcus Stroud
RT	95	Kyle Williams
RE	94	Aaron Schobel
SLB	56	Keith Ellison (7)
MLB	51	Paul Posluszny
WLB	43	Bryan Scott (6)
	55	Kawika Mitchell (4)
LCB	24	Terrence McGee (10)
RCB	29	Drayton Florence (13)
FS	31	Jairus Byrd (10)
SS	37	George Wilson (12)

PASSING	Att	Cmp	Yds	Cmp%	Yds/Att	TD	TD%	Int	Int%	Long	Sack/Lost	Rating
Fitzpatrick	227	127	1422	55.9	6.26	9	4.0	10	4.4	98	21/127	69.7
Edwards	183	110	1169	60.1	6.39	6	3.3	7	3.8	46	23/139	73.8
Brohm	29	17	146	58.6	5.03	0	0.0	2	6.9	15	2/8	43.2
Jackson	1	1	27	100.0	27.00	1	100.0	0	0.0	27	0/0	158.3
Moorman	1	1	25	100.0	25.00	1	100.0	0	0.0	25	0/0	158.3
BILLS	441	256	2789	58.0	6.32	17	3.9	19	4.3	98	46/274	71.7
OPPONENTS	519	295	3137	56.8	6.04	14	2.7	28	5.4	52	32/189	61.1



PASSING	Att	Cmp	Yds	Cmp%	Yds/Att	TD	TD%	Int	Int%	Long	Sack/Lost	Rating
Fitzpatrick	441	255	3000	57.8	6.80	23	5.2	15	3.4	65t	24/ 145	81.8
T. Edwards	52	29	241	55.8	4.63	1	1.9	2	3.8	31t	77/ 63	58.3
Brohm	23	10	106	43.5	4.61	0	0.0	3	13.0	33t	3/ 5	17.9
L. Brown	3	2	24	66.7	8.00	0	0.0	1	33.3	16	0/ 0	51.4
BILLS	519	296	3371	57.0	6.50	24	4.6	21	4.0	65t	34/ 213	75.2
OPPONENTS	473	294	3253	62.2	6.88	28	5.9	11	2.3	52t	27/ 181	92.6



PASSING	Att	Cmp	Yds	Cmp%	Yds/Att	TD	TD%	Int	Int%	Long	Sack/Lost	Rating
Fitzpatrick	569	353	3832	62.0	6.73	24	4.2	23	4.0	60†	22/148	79.1
Thigpen	8	3	25	37.5	3.13	0	0.0	1	12.5	13	0/0	6.8
B. Smith	1	0	0	0.0	0.00	0	0.0	1	100.0	--	1/6	0.0
TEAM	578	356	3857	61.6	6.67	24	4.2	25	4.3	60†	23/154	77.0
OPPONENTS	507	321	3924	63.3	7.74	30	5.9	20	3.9	65†	29/210	90.4



# 2012 SEASON STATISTICS

6-10 | 4TH IN AFC EAST | HEAD COACH CHAN GAILEY

Date	W/L Score	Opponent	Attendance
09/09	L 28-48	at New York Jets	79,088
09/16	W 35-17	Kansas City	69,402
09/23	W 24-14	at Cleveland	69,353
09/30	L 28-52	New England	70,684
10/07	L 3-45	at San Francisco	69,732
10/14	W 19-16	OT at Arizona	60,385
10/21	L 34-35	Tennessee	68,836
11/04	L 9-21	at Houston	71,698
11/11	L 31-37	at New England	68,756
11/15	W 19-14	Miami	69,118
11/25	L 13-20	at Indianapolis	64,366
12/02	W 34-18	Jacksonville	53,971
12/09	L 12-15	St. Louis	68,109
12/16#	L 17-50	Seattle	40,770
12/23	L 10-24	at Miami	54,462
12/30	W 28-9	New York Jets	54,533

# Played in Toronto

## TOTAL FIRST DOWNS

	BUF	OPP
Rushing	301	349
Passing	103	136
Penalty	176	182
3rd Down: Made/Att	22/31	31/40
3rd Down Pct.	77/198	92/209
4th Down: Made/Att	38/9	44/0
4th Down Pct.	5/8	6/12
	62.5	50.0

## POSSESSION AVG.

	30:04	29:56
Avg. Per Game	5486	5806
Total Plays	342.9	362.9
Avg. Per Play	983	1042
	5.6	5.6

## NET YARDS RUSHING

	2217	2333
Avg. Per Game	138.6	145.8
Total Rushes	442	470

## NET YARDS PASSING

	3269	3473
Avg. Per Game	204.3	217.1
Sacked/Yards Lost	30/161	36/196
Gross Yards	3430	3669
Att./Completions	511/309	536/306

	60.5	57.1
Completion Pct.	17	12
Had Intercepted		

PUNTS/AVERAGE	80/44.3
72/44.6	

NET PUNTING AVG.	80/37.1
72/36.2	

PENALTIES/YARDS	104/871	80/693
-----------------	---------	--------

FUMBLES/BALL LOST	23/17	26/9
-------------------	-------	------

## TOUCHDOWNS

	40	53
Rushing	12	23
Passing	24	25
Returns	4	5

## SCORE BY PERIOD

	Q1	Q2	Q3	Q4	OT	PTS
BILLS	84	109	78	70	3	344
OPPONENTS	89	115	109	122	0	435

SCORING	TD	R	P	K	PAT	FG	S	PTS
Lindell	0	0	0	0	39/39	21/24	0	102
Spiller	8	6	2	0			0	48
Chandler	6	0	6	0			0	36
St. Johnson	6	0	6	0			0	36
F. Jackson	4	3	1	0			0	24
Jones	4	0	4	0			0	24
Bra. Smith	4	1	2	1			0	24
McKelvin	2	0	0	2			0	12
L. Smith	2	0	2	0			0	12
Choice	1	1	0	0			0	6
Fitzpatrick	1	1	0	0			0	6
Graham	1	0	1	0			0	6
B. Scott	1	0	0	1			0	6
Kelsay	0	0	0	0			1	2
Sheppard	0	0	0	0			1	2
BILLS	40	12	24	439	39	21/24	1	344
OPP	53	23	25	5	50/51	21/28	0	435

2-Pt Conversions: BILLS 0-1, OPP 2-2

**SACKS:** M. Williams 10.5, Dareus 5.5, Ky. Williams 5, Moore 3, Barnett 2, Carrington 2, Sp. Johnson 2, Kelsay 2, Sheppard 2, Anderson 1, Merriman 1, BILLS: 36, OPP: 30

RUSHING	No.	Yds	Avg	Long	TD
Spiller	207	1244	6.0	62	6
F. Jackson	115	437	3.8	15	3
Fitzpatrick	48	197	4.1	20	1
Choice	47	193	4.1	22	1
Bra. Smith	14	116	8.3	35	1
J. White	8	34	4.3	9	0
Graham	1	5	5.0	5	0
Thigpen	1	-1	-1.0	-1	0
Dickerson	1	-8	-8.0	-8	0
BILLS	442	2217	5.0	62	12
OPP	470	2333	5.0	83t	23

RECEIVING	No.	Yds	Avg	Long	TD
St. Johnson	79	1046	13.2	63	6
Chandler	43	571	13.3	43	6
Spiller	43	459	10.7	66t	2
Jones	41	443	10.8	68t	4
F. Jackson	34	217	6.4	34	1
Graham	31	322	10.4	51	1
Bra. Smith	14	152	10.9	35t	2
Elliott	10	108	10.8	22	0
Dickerson	9	117	13.0	24	0
Martin	4	41	10.3	16	0
L. Smith	4	13	3.3	5	2
Choice	4	9	2.3	5	0
Nelson	2	31	15.5	21	0
McIntyre	1	9	9.0	9	0
BILLS	309	3430	11.1	68t	24
OPP	306	3669	12.0	53	25

INTERCEPTIONS	No.	Yds	Avg	Long	TD
Byrd	5	81	16.2	45	0
B. Scott	4	66	16.5	32	1
Gilmore	1	23	23.0	23	0
McKelvin	1	9	9.0	9	0
Rogers	1	-1	-1.0	-1	0
BILLS	12	178	14.8	45	1
OPP	17	256	15.1	57t	2

PUNTING	No.	Yds	Avg	Net	TB	In	Lg	B
Powell	65	2860	44.0	38.1	2	23	62	0
Moorman	15	682	45.5	32.7	1	2	66	0
BILLS	80	3542	44.3	37.1	3	25	66	0
OPP	72	3210	44.6	36.2	8	27	66	0

PUNT RETURNS	Ref	FC	Yds	Avg	Long	TD
McKelvin	23	14	431	18.7	88t	2
Rogers	3	4	14	4.7	14	0
Byrd	0	3	0	---	---	0
BILLS	26	21	445	17.1	88t	2
OPP	35	14	517	14.8	75t	2

KICKOFF RETURNS	No.	Yds	Avg	Long	TD
McKelvin	18	510	28.3	59	0
Bra. Smith	18	496	27.6	89t	1
Easley	2	75	37.5	55	0
Rogers	2	55	27.5	28	0
Carrington	1	0	0.0	0	0
L. Smith	1	0	0.0	0	0
TEAM	42	1136	27.0	89t	1
OPP	51	1144	22.4	96t	1

FIELD GOALS	1-19	20-29	30-39	40-49	50+
Lindell	1/1	3/3	10/11	6/7	1/2
BILLS	1/1	3/3	10/11	6/7	1/2
OPP	3/3	6/6	5/7	6/10	1/2
Lindell: (11)(1)(37G)(1)(31G)(25G)(31G, 42G)(37N, 22G, 38G, 39G)(41G)(32G, 34G, 42G, 19G)(33G, 31G)(29G, 50G)(35G, 40G)(41G)(42G)(50N, 46N) OPP: (25G, 39G)(33G)(1)(49N, 42N, 30G)(19G)(49G, 49G, 61G, 38B)(1)(46B)(43G, 48G, 27G)(50N)(25G, 19G)(36G)(1)(19G, 33G, 23G)(1)(46B, 45G)(47G, 23G, 28G, 30B)					

## USUAL STARTERS

OFFENSE		
WR	13	Stevie Johnson
LT	77	Cordy Glenn
LG	67	Andy Levitre
C	70	Eric Wood
RG	60	Kraig Urbik
RT	79	Erik Pears
TE	84	Scott Chandler
WR	19	Donald Jones
WR	11	T.J. Graham
RB	28	C.J. Spiller
QB	14	Ryan Fitzpatrick

DEFENSE		
LE	94	Mario Williams
DT	99	Marcell Dareus
DT	95	Kyle Williams
RE	54	Kyle Moore
SLB	53	Nigel Bradham
MLB	55	Kelvin Sheppard
WLB	50	Nick Barnett
LCB	23	Aaron Williams
RCB	27	Stephon Gilmore
FS	31	Jairus Byrd
SS	37	George Wilson

PASSING	Att	Cmp	Yds	Cmp%	Yds/Att	TD	TD%	Int	Int%	Long	Sack/Lost	Rating
Fitzpatrick	505	306	3400	60.6	6.73	24	4.8	16	3.2	68t	30/161	83.3
Thigpen	5	3	30	60.0	6.00	0	0.0	0	0.0	12	0/0	77.1
Bra. Smith	1	0	0	0.0	0.00	0	0.0	1	100.0	---	0/0	0.0
TEAM	511	309	3430	60.5	6.71	24	4.7	17	3.3	68t	30/161	82.2
OPPONENTS	536	306	3669	57.1	6.85	25	4.7	12	2.2	53	36/196	84.4



# 2013 SEASON STATISTICS

6-10 | 4TH IN AFC EAST | HEAD COACH DOUG MARRONE

Date	W/L Score	Opponent	Attendance
09/08 L	21-23	New England	69,519
09/15 W	24-23	Carolina	67,819
09/22 L	20-27	at New York Jets	76,957
09/29 W	23-20	Baltimore	68,296
10/03 L	24-37	at Cleveland	71,239
10/13 L	24-27	OT Cincinnati	67,739
10/20 W	23-21	at Miami	60,592
10/27 L	17-35	at New Orleans	72,405
11/03 L	13-23	Kansas City	68,159
11/10 L	10-23	at Pittsburgh	60,406
11/17 W	37-14	New York Jets	68,036
12/01# L	31-34	OT Atlanta	38,969
12/08 L	6-27	at Tampa Bay	59,194
12/15 W	27-20	at Jacksonville	60,085
12/22 W	19-0	Miami	54,305
12/29 L	20-34	at New England	68,756

# Played in Toronto

	BUF	OPP
<b>TOTAL FIRST DOWNS</b>	301	308
Rushing	113	98
Passing	149	170
Penalty	39	40
3rd Down: Made/Att	83/244	91/245
3rd Down Pct.	34.0	37.1
4th Down: Made/Att	4/14	4/10
4th Down Pct.	28.6	40.0

<b>POSSESSION AVG.</b>	28:23	31:37
------------------------	-------	-------

<b>TOTAL NET YARDS</b>	5410	5334
Avg. Per Game	338.1	333.4
Total Plays	1116	1089
Avg. Per Play	4.8	4.9

<b>NET YARDS RUSHING</b>	2307	2063
Avg. Per Game	144.2	128.9
Total Rushes	546	471

<b>NET YARDS PASSING</b>	3103	3271
Avg. Per Game	193.9	204.4
Sacked/Yards Lost	48/270	57/395
Gross Yards	3373	3666
Att./Completions	522/299	561/310
Completion Pct.	57.3	55.3
Had Intercepted	15	23

<b>PUNTS/AVERAGE</b>	96/43.0
94/45.5	

<b>NET PUNTING AVG.</b>	96/36.1
94/41.0	

<b>PENALTIES/YARDS</b>	110/952
108/931	

<b>FUMBLES/BALL LOST</b>	32/12	21/7
--------------------------	-------	------

<b>TOUCHDOWNS</b>	34	42
Rushing	15	10
Passing	16	28
Returns	3	4

SCORE BY PERIOD	Q1	Q2	Q3	Q4	OT	PTS
BILLS	73	10375	88	0	339	
OPPONENTS	64	13382	103	6	388	

SCORING	TD	R	Pa	Rt	K-PAT	FG	S	PTS
Carpenter	0	0	0	0	32/32	33/36	0	131
Jackson	10	9	1	0			0	60
Johnson	3	0	3	0			0	20
Woods	3	0	3	0			0	20
Goodwin	3	0	3	0			0	18
Chandler	2	0	2	0			0	12
Graham	2	0	2	0			0	12
Manuel	2	2	0	0			0	12
Searcy	2	0	0	0			0	12
Spiller	2	2	0	0			0	12
Summers	2	1	1	0			0	12
Gragg	1	0	1	0			0	6
Lewis	1	1	0	0			0	6
Robey	1	0	0	1			0	6
BILLS	34	15	163	32/32	33/36	0	339	
OPP	42	10	284	41/41	31/36	0	388	

2-Pt Conversions: **BILLS** 2-2, **OPP** 1-1

<b>SACKS:</b> M. Williams 13, K. Williams 10.5,
Hughes 10, Dareus 7.5, Lawson 4, Searcy 3.5,
Robey 3, Alonso 2, Bryant 1, Byrd 1, Charles LG
1, Charles TM 1, Westerman TM 0.5
<b>BILLS:</b> 57
<b>OPP:</b> 48

RUSHING	No.	Yds	Avg	Long	TD
Spiller	202	933	4.6	77	2
Jackson	206	890	4.3	59	9
Manuel	53	186	3.5	19	2
Choice TM	35	126	3.6	20	0
Lewis	24	52	2.2	8	1
Summers	12	46	3.8	16	1
Tuel	3	17	5.7	14	0
Woods	2	16	8.0	13	0
Graham	4	14	3.5	14	0
Goodwin	3	13	4.3	17	0
Johnson	1	10	10.0	10	0
Wingo	1	4	4.0	4	0
BILLS	546	2307	4.2	77	15
OPP	471	2063	4.4	80	10

RECEIVING	No.	Yds	Avg	Long	TD
Chandler	53	655	12.4	33	2
Johnson	52	597	11.5	45	3
Jackson	47	387	8.2	37	1
Woods	40	587	14.7	57	3
Spiller	33	185	5.6	27	0
Graham	23	361	15.7	47	2
Goodwin	17	283	16.6	59	3
Hogan	10	83	8.3	16	0
Summers	7	79	11.3	34	1
L. Smith	5	78	15.6	28	0
Gragg	5	53	10.6	28	1
Choice TM	4	10	2.5	5	0
Easley	2	13	6.5	9	0
Wingo	1	2	2.0	2	0
BILLS	299	3373	11.3	59	16
OPP	310	3666	11.8	74	28

INTERCEPTIONS	No.	Yds	Avg	Long	TD
Byrd	4	85	21.3	57	0
Leonhard	4	72	18.0	41	0
A. Williams	4	43	10.8	34	0
Alonso	4	38	9.5	32	0
Gilmore	2	0	0.0	0	0
Searcy	1	32	32.0	32	1
Robey	1	19	19.0	19	1

INTS (cont)	No.	Yds	Avg	Long	TD
Lawson	1	0	0.0	0	0
McKelvin	1	0	0.0	0	0
Rogers TM	1	0	0.0	0	0
BILLS	23	289	12.6	57	2
OPPONENTS	15	298	19.9	100	2

PUNTING	No.	Yds	Avg	Net	TB	In	Lg	B
Moorman	61	2511	41.2	36.64				16620
S. Powell	35	1613	46.1	35.25				10660
BILLS	96	4124	43.0	36.19				26660
OPP	94	4274	45.5	41.09				39740

PUNT RETURNS	Ref	FC	Yds	Avg	Long	TD
McKelvin	32	13	180	5.6	21	0
Leonhard	7	9	63	9.0	25	0
BILLS	39	22	243	6.2	25	0
OPPONENTS	45	22	477	10.6	79	1

KICKOFF RETURNS	No.	Yds	Avg	Long	TD
Goodwin	16	351	21.928	0	
Easley	4	83	20.828	0	
Graham	1	19	19.019	0	
Woods	1	9	9.0	9	0
Ross	1	7	7.0	7	0
BILLS	23	469	20.428	0	
OPPONENTS	51	1144	22.496	1	

FIELD GOALS	1-19	20-29	30-39	40-49	50+
Carpenter	0/0	13/13	6/6	10/11	4/6
BILLS	0/0	13/13	6/6	10/11	4/6
OPPONENTS	0/0	7/7	14/16	8/10	2/3
Carpenter:	[142N, 55G, 20G, 48G]				
	[37G, 23G, 43G, 26G] [27G, 27G, 22G] [52G] [51G]				
	[39G, 20G, 31G] [50N, 37G] [26G, 30G] [20G]				
	[40G, 42G, 43G] [29G] [40G, 46G] [42G, 54N, 40G]				
	[45G, 21G, 22G, 26G] [51G, 37G]				
OPP:	[48G, 33G, 35G] [27G, 25G, 39G] [47G, 34G]				
	[35G, 24G] [30G, 24G, 44G] [46G, 34N, 43G] [51N]				
	[47N, 38N] [27G, 41G, 39G] [36G, 37G, 23G]				
	[48N] [49G, 36G] [53G, 32G] [32G, 55G] [1]				
	[43G, 35G, 29G, 35G]				

USUAL STARTERS		
OFFENSE		
WR	13	Stevie Johnson
LT	77	Cordy Glenn
LG	59	Doug Legursky
C	70	Eric Wood
RG	60	Kraig Urbik
RT	79	Erik Pears
TE	84	Scott Chandler
QB	3	EJ Manuel
RB	28	C.J. Spiller
FB	38	Frank Summers
WR	11	T.J. Graham

DEFENSE		
LDE	90	Alan Branch
DT	95	Kyle Williams
DT	99	Marcell Dareus
RDE	94	Mario Williams
SLB	91	Manny Lawson
MLB	50	Kiko Alonso
WLB	53	Arthur Moats
LCB	21	Leodis McKelvin
RCB	27	Stephon Gilmore
FS	31	Jairus Byrd
SS	23	Aaron Williams

PASSING	Att	Cmp	Yds	Cmp%	Yds/Att	TD	TD%	Int	Int%	Long	Sack/Lost	Rating
Manuel	306	180	1972	58.8	6.44	11	3.6	9	2.9	45	28/159	77.7
Lewis	157	93	1092	59.2	6.96	4	2.5	3	1.9	57	18/100	81.0
Tuel	59	26	309	44.1	5.24	1	1.7	3	5.1	59	2/11	45.1
BILLS	522	299	3373	57.3	6.46	16	3.1	15	2.9	59	48/270	75.0
OPPONENTS	561	310	3666	55.3	6.53	28	5.0	23	4.1	74	57/395	74.9



# 2014 SEASON STATISTICS

9-7 | 2ND IN AFC EAST | HEAD COACH DOUG MARRONE

Date	W/L	Score	Opponent	Attendance
09/07	W	23-20	at Chicago	62,425
09/14	W	29-10	Miami	69,594
09/21	L	10-22	San Diego	68,611
09/28	L	17-23	at Houston	71,756
10/05	W	17-14	at Detroit	62,775
10/12	L	22-37	New England	70,185
10/19	W	17-16	Minnesota	68,477
10/26	W	43-23	at New York Jets	78,160
11/09	L	13-17	Kansas City	68,119
11/13	L	9-22	at Miami	71,573
11/24*	W	38-3	New York Jets	56,044
11/30	W	26-10	Cleveland	68,576
12/07	L	17-24	at Denver	76,913
12/14	W	21-13	Green Bay	70,124
12/21	L	24-26	at Oakland	53,436
12/28	W	17-9	at New England	68,756

\* - Game played in Detroit

## TOTAL FIRST DOWNS

	BUF	OPP
Rushing	273	302
Passing	65	89
Penalty	186	171
3rd Down: Made/Att	22	42
3rd Down Pct.	84/229	73/220
4th Down: Made/Att	36.7%	33.2%
4th Down Pct.	6/14	5/11
4th Down Pct.	42.9%	45.5%

## POSSESSION AVG.

29:35 30:25

## TOTAL NET YARDS

	5096	4995
Avg. Per Game	318.5	312.2
Total Plays	1020	1027
Avg. Per Play	5.0	4.9

## NET YARDS RUSHING

	1482	1703
Avg. Per Game	92.6	106.4
Total Rushes	402	414

## NET YARDS PASSING

	3614	3292
Avg. Per Game	225.9	205.8
Sacked/Yards Lost	39/242	54/308
Gross Yards	3856	3600
Attempts/Completions	579/363	559/337
Completion Pct.	62.7%	60.3%
Had Intercepted	13	19

## PUNTS/AVERAGE

86/42.9 88/43.6

## NET PUNTING AVG.

38.7 37.3

## PENALTIES/YARDS

124/1031 104/849

## FUMBLES/BALL LOST

22/10 20/11

## TOUCHDOWNS

	34	28
Rushing	7	10
Passing	23	16
Returns	4	2

## SCORE BY PERIOD

	Q1	Q2	Q3	Q4	OT	PTS
BILLS	65	88	80	107	3	343
OPPONENTS	49	90	75	75	0	289

## SCORING

D. Carpenter	0	0	0	31/32	34/38	0	133
S. Watkins	6	0	6	0/0	0/0	0	36
R. Woods	5	0	5	0/0	0/0	1	32
C. Hogan	4	0	4	0/0	0/0	0	24
F. Jackson	3	2	1	0/0	0/0	1	20
S. Chandler	3	0	3	0/0	0/0	0	18
A. Dixon	2	2	0	0/0	0/0	0	12
C. Spiller	2	0	1	0/0	0/0	0	12
J. Hughes	1	0	0	1/0	0/0	0	6
L. Smith	1	0	0	0/0	0/0	0	6
E. Manuel	1	1	0	0/0	0/0	0	6
F. Summers	1	1	0	0/0	0/0	0	6
M. Williams	1	0	1	0/0	0/0	0	6
K. Orton	1	1	0	0/0	0/0	0	6
M. Lawson	1	0	0	1/0	0/0	0	6
C. Gragg	1	0	1	0/0	0/0	0	6
M. Thigpen	1	0	0	1/0	0/0	0	6
BILLS	34.7	23.4	31/32	34/38	2	343	
OPP	28.10	16.2	27/27	30/37	0	289	
2-Pt Conversions: BILLS 2-2, OPP 0-1							

**SACKS:** M. Williams 14.5, J. Hughes 10.0, M. Dareus 10.0, K. Williams 5.5, S. Charles 3.0, N. Bradham 2.5, J. Wynn 2.0, M. Lawson 1.5, C. Bryant 1.5, T. Powell 1.0, N. Robey 1.0, B. Spikes 1.0, D. Searcy 0.5  
**BILLS:** 54.0  
**OPP:** 39.0

## RUSHING

F. Jackson	141	525	3.7	38	2
A. Dixon	105	432	4.1	47	2
C. Spiller	78	300	3.8	53	0
B. Brown	36	126	3.5	14	0
E. Manuel	16	52	3.3	8	1
F. Summers	6	17	2.8	4	1
K. Orton	15	14	0.9	10	1
M. Goodwin	3	8	2.7	12	0
S. Watkins	2	8	4.0	5	0
BILLS	402	1482	3.7	53	7
OPP	414	1703	4.1	47	10

## RECEIVING

	No.	Yds	Avg	Long	TD
F. Jackson	66	501	7.6	34	1
S. Watkins	65	982	15.1	84	6
R. Woods	65	699	10.8	37	5
S. Chandler	47	497	10.6	37	3
C. Hogan	41	426	10.4	31	4
C. Spiller	19	125	6.6	25	1
B. Brown	16	176	11.0	40	0
M. Williams	8	142	17.8	80	1
M. Gray	8	118	14.8	41	0
A. Dixon	8	49	6.1	10	0
C. Gragg	7	48	6.9	14	1
L. Smith	7	42	6.0	18	1
F. Summers	5	9	1.8	4	0
M. Goodwin	1	42	42.0	42	0
BILLS	363	3856	10.6	84	23
OPP	337	3600	10.7	56	16

## INTERCEPTIONS

No.	Yds	Avg	Long	TD	
L. McKelvin	4	10	2.5	9	0
D. Searcy	3	70	23.3	32	0
S. Gilmore	3	61	20.3	27	0
C. Graham	2	75	37.5	45	0
B. Rambo	2	44	22.0	28	0
D. Williams	1	34	34.0	34	0

A. Williams	1	26	26.0	26	0
K. Williams	1	2	2.0	2	0
N. Bradham	1	0	0.0	0	0
P. Brown	1	0	0.0	0	0
BILLS	13	322	16.9	45	0
OPP	19	172	13.2	80	2

## PUNTING

No.	Yds	Avg	Net	TB	In	Lg	B
C. Schmidt	86	3692	42.9	38.7	6	31	670
BILLS	86	3692	42.9	38.7	6	31	670
OPP	88	3834	43.6	37.3	10	25	722

## PUNT RETURNS

L. McKelvin	21	8	183	8.7	24	0
M. Thigpen	12	5	155	12.9	75	1
F. Jackson	3	5	5	1.7	5	0
R. Woods	1	0	11	11.0	11	0
BILLS	37	18	354	9.6	75	1
OPP	38	20	246	6.5	41	0

## KICKOFF RETURNS

C.Spiller	10	306	30.6	102	1
M.Thigpen	6	165	27.5	49	0
M.Goodwin	4	84	21.0	24	0
L.McKelvin	4	64	16.0	30	0
A.Dixon	4	52	13.0	15	0
B.Brown	3	75	25.0	32	0
M.Easley	1	13	13.0	13	0
F.Summers	1	11	11.0	11	0
BILLS	33	770	23.3	102	1
OPP	32	639	20.0	41	0

## FIELD GOALS

	1-19	20-29	30-39	40-49	50+
Carpenter	0/0	9/9	12/13	7/8	6/8
BILLS	0/0	9/9	12/13	7/8	6/8
OPP	1/1	3/3	11/13	9/12	6/8

## USUAL STARTERS

### OFFENSE

WR	10	Robert Woods
LT	77	Cordy Glenn
LG	60	Kraig Urbik
C	70	Eric Wood
RG	79	Eric Pears
RT	66	Seantriel Henderson
TE	85	Lee Smith
TE	84	Scott Chandler
QB	18	Kyle Orton
RB	22	Fred Jackson
WR	14	Sammy Watkins

### DEFENSE

LDE	94	Mario Williams
DT	95	Kyle Williams
DT	99	Marcell Dareus
RDE	55	Jerry Hughes
MLB	52	Preston Brown
SLB	53	Nigel Bradham
LCB	21	Leodis McKelvin
RCB	24	Stephon Gilmore
FS	25	Da'Norris Searcy
SS	23	Aaron Williams
NB	37	Nickell Robey

## PASSING

Player	Att	Cmp	Yds	Cmp%	Yds/Att	TD	TD%	Int	Int%	Long	Sack/Loss	Rating
K.Orton	447	287	3018	64.2%	6.8	18	4.0%	10	2.2%	84	33/198	87.8
E.Manuel	131	76	838	58.0%	6.4	5	3.8%	3	2.3%	80	6/44	80.2
F.Jackson	1	0	0	0.0%	0.0	0	0.0%	0	0.0%	0	0/0	39.6
BILLS	579	363	3856	62.7%	6.7	23	4.0%	13	2.2%	84	39/242	86.0
OPPONENTS	559	337	3600	60.3%	6.4	16	2.9%	19	3.4%	56	54/308	74.5



# 2015 SEASON STATISTICS

8-8 | 3RD IN AFC EAST | HEAD COACH REX RYAN

Date	W/L Score	Opponent	Attendance
09/13	W 27-14	Indianapolis	70,319
09/20	L 32-40	New England	70,858
09/27	W 41-14	at Miami	64,869
10/04	L 10-24	New York Giants	70,677
10/11	W 14-13	at Tennessee	65,670
10/18	L 21-34	Cincinnati	69,593
10/25	L 31-34	at Jacksonville	84,021
11/08	W 33-17	Miami	70,214
11/12	W 22-17	at New York Jets	78,160
11/23	L 13-20	at New England	66,829
11/29	L 22-30	at Kansas City	72,493
12/06	W 30-21	Houston	68,544
12/13	L 20-23	at Philadelphia	69,596
12/20	L 25-35	at Washington	80,124
12/27	W 16-6	Dallas	70,172
01/03	W 22-17	New York Jets	68,670

TOTAL FIRST DOWNS	BUF	OPP
Rushing	297	321
Passing	122	87
Penalty	155	197
3rd Down: Made/Att	20	37
3rd Down Pct.	86/227	85/210
4th Down: Made/Att	37.9%	40.5%
4th Down Pct.	7/16	3/13
	43.8%	23.1%

POSSESSION AVG.	31:18	28:42
-----------------	-------	-------

TOTAL NET YARDS	5775	5702
Avg. Per Game	360.9	356.4
Total Plays	1016	1017
Avg. Per Play	5.7	5.6

NET YARDS RUSHING	2432	1730
Avg. Per Game	152.0	108.1
Total Rushes	509	394

NET YARDS PASSING	3343	3972
Avg. Per Game	208.9	248.3
Sacked/Yards Lost	42/257	21/125
Gross Yards	3600	4097
Attempts/Completions	465/295	602/347
Completion Pct.	63.4%	57.6%
Had Intercepted	9	17

PUNTS/AVERAGE	82/46.3
	75/43.7

NET PUNTING AVG.	41.3	39.8
------------------	------	------

PENALTIES/YARDS	143/1249	113/906
-----------------	----------	---------

FUMBLES/BALL LOST	28/10	16/8
-------------------	-------	------

TOUCHDOWNS	45	42
Rushing	19	10
Passing	23	30
Returns	3	2

SCORE BY PERIOD	Q1	Q2	Q3	Q4	OT	PTS
BILLS	87	103	77	112	0	379
OPPONENTS	59	126	104	70	0	359

SCORING	TD	Ru	Pa	Rt	K-PAT	FG	S	PTS
Carpenter	0	0	0	0	34/40	23/27	0	103
Watkins	9	0	9	0	0/0	0/0	0	54
K.Williams	9	7	2	0	0/0	0/0	0	54
McCoy	5	3	2	0	0/0	0/0	0	32
Taylor	4	4	0	0	0/0	0/0	0	26
Clay	3	0	3	0	0/0	0/0	0	18
Gillislee	3	0	0	0	0/0	0/0	0	18
Hankerson	3	0	3	0	0/0	0/0	0	18
Woods	3	0	3	0	0/0	0/0	0	18
Hogan	2	0	2	0	0/0	0/0	0	12
P. Brown	1	0	0	1	0/0	0/0	0	6
Dixon	1	1	0	0	0/0	0/0	0	6
Easley	1	0	1	0	0/0	0/0	0	6
Graham	1	0	0	1	0/0	0/0	0	6
Harvin	1	0	1	0	0/0	0/0	0	6
Manuel	1	1	0	0	0/0	0/0	0	6
D.Williams	1	0	0	1	0/0	0/0	0	6
BILLS	45	19	23	3	34/40	23/27	1	379
OPP	42	10	30	2	33/37	22/27	0	359
2-Pt Conversions:	BILLS	2-5	OPP	4-5				

SACKS:	Hughes 5, M. Williams 5, Dareus 2, Bradham 1, Charles 1, Graham 1, Lawson 1, Rambo 1, Robey 1, Tarpley 1, Ky. Williams 1, D. Williams, 1
BILLS: 21.0	
OPP: 42.0	

RUSHING	No.	Yds	Avg	Long	TD
McCoy	203	895	4.4	48t	3
Taylor	104	568	5.5	31	4
Ka.Williams	93	517	5.6	41t	7
Gillislee	47	267	5.7	60t	3
Manuel	17	64	3.8	16	1
Dixon	21	44	2.1	6	1
Herron	11	37	3.4	8	0
Harvin	5	31	6.2	9	0
Hogan	1	4	4.0	4	0
C. Wood	2	3	1.5	3	0
Felton	1	2	2.0	2	0
S. Watkins	1	1	1.0	1	0
Schmidt	1	0	0.0	0	0
Woods	1	0	0.0	0	0
Thigpen	1	-1	-1.0	-1	0
BILLS	509	2432	4.8	60t	19
OPP	394	1730	4.4	58	10

RECEIVING	No.	Yds	Avg	Long	TD
S.Watkins	60	1047	17.5	63	9
Clay	51	528	10.4	40t	3
Hogan	36	450	12.5	46	2
McCoy	32	292	9.1	22	2
Hankerson	26	327	12.6	55	3
Harvin	19	218	11.5	51t	1
Gragg	12	150	12.5	29	0
Ka.Williams	11	96	8.7	26t	2
Dixon	6	44	7.3	14	0
Gillislee	6	29	4.8	14	0
Salas	3	41	13.7	20	0
Herron	3	20	6.7	9	0
Goodwin	2	24	12.0	14	0
Easley	1	58	58.0	58t	1
O'Leary	1	37	37.0	37	0
Felton	1	12	12.0	12	0
Taylor	1	4	4.0	4	0
Gray	1	2	2.0	2	0
Mulligan	1	2	2.0	2	0
C.Wood	1	-6	-6.0	-6	0
BILLS	295	3600	12.2	63	23
OPP	347	4097	11.8	77t	30

INTERCEPTIONS	No.	Yds	Avg	Long	TD
Gilmore	3	33	11.0	29	0
Graham	2	60	30.0	44t	1
Darby	2	40	20.0	27	0
P.Brown	2	46	23.0	43t	1
Tarpley	2	40	20.0	37	0
McKelvin	2	0	0.0	0	0
A.Williams	1	26	26.0	26	0
Easley	1	0	0.0	0	0
Lawson	1	0	0.0	0	0
Rambo	1	0	0.0	0	0
BILLS	17	253	14.9	44t	2
OPP	9	75	8.3	26t	1

PUNTING	No.	Yds	Avg	Net	TB	In Lg	B
Schmidt	82	3797	46.3	41.33	22	650	50
BILLS	82	3797	46.3	41.33	22	650	50
OPP	75	3277	43.7	39.83	28	680	40

PUNT RETURNS	Ret	FC	Yds	Avg	Long	TD
Thigpen	18	9	118	6.6	16	0
McKelvin	7	4	21	3.0	12	1
Moore	5	8	77	15.4	27	0
Powell	1	1	16	16.0	16	0
BILLS	31	22	232	7.5	27	0
OPPONENTS	40	20	353	8.8	28	0

KICKOFF RETURNS	No.	Yds	Avg	Long	TD
Thigpen	17	328	19.33	19	0
Harvin	5	108	21.625	0	0
Moore	5	70	14.020	0	0
Dixon	4	59	14.817	0	0
Herron	4	92	23.028	0	0
P.Powell	3	77	25.732	0	0
Goodwin	2	33	16.519	0	0
Felton	1	5	5.0	5	0
BILLS	41	772	18.832	0	0
OPPONENTS	40	688	17.249	0	0

FIELD GOALS	1-19	20-29	30-39	40-49	50+
Carpenter	0/0	5/5	8/9	7/8	3/5
BILLS	0/0	5/5	8/9	7/8	3/5
OPPONENTS	0/0	5/5	7/7	9/10	1/5

## USUAL STARTERS

OFFENSE		
WR	10	Robert Woods
LT	77	Cordy Glenn
LG	64	Richie Incognito
C	70	Eric Wood
RG	76	John Miller
RT	66	Seantrel Henderson
TE	85	Charles Clay
FB	42	Jerome Felton
QB	5	Tyrod Taylor
RB	25	LeSean McCoy
WR	14	Sammy Watkins

DEFENSE		
LDE	94	Mario Williams
DT	97	Corbin Bryant
DT	99	Marcell Dareus
RDE	55	Jerry Hughes
MLB	52	Preston Brown
SLB	91	Manny Lawson
WLB	53	Nigel Bradham
LCB	28	Ronald Darby
RCB	24	Stephon Gilmore
DS	20	Corey Graham
DS	30	Bacarri Rambo

PASSING	Att	Cmp	Yds	Cmp%	Yds/Att	TD	TD%	Int	Int%	Long	Sack/Lost	Rating
Taylor	380	242	3035	63.7%	8.0	20	5.3%	6	1.6%	63	36/212	99.4
Manuel	84	52	561	61.9%	6.7	3	3.6%	3	3.6%	58t	6/45	78.5
Hogan	1	1	4	100.0%	4.0	0	0.0%	0	0.0%	4	0/0	83.3
BILLS	465	295	3600	63.4%	7.7	23	4.9%	9	1.9%	63	42/257	95.6
OPPONENTS	602	347	4097	57.6%	6.8	30	5.0%	17	2.8%	77t	21/125	83.3



# 2016 SEASON STATISTICS

7-9 | 3RD IN AFC EAST | HEAD COACH REX RYAN & ANTHONY LYNN

Date	W/L Score	Opponent	Attendance
9/11	L 7-13	at Baltimore	71,104
9/15	L 31-37	New York Jets	70,256
9/25	W 33-18	Arizona	68,647
10/2	W 16-0	at New England	66,829
10/9	W 30-19	at Los Angeles	83,679
10/16	W 45-16	San Francisco	70,003
10/23	L 25-28	at Miami	65,658
10/30	L 25-41	New England	70,442
11/7	L 25-31	at Seattle	69,084
11/20	W 16-12	at Cincinnati	61,356
11/27	W 28-21	Jacksonville	67,849
12/4	L 24-38	at Oakland	54,759
12/11	L 20-27	Pittsburgh	69,657
12/18	W 33-13	Cleveland	66,529
12/24	L 31-34	OT Miami	64,690
1/1	L 10-30	at New York Jets	78,160

## TOTAL FIRST DOWNS

	BUF	OPP
Rushing	146	122
Passing	155	183
Penalty	27	33
3rd Down: Made/Att	86/210	82/205
3rd Down Pct.	41.0	40.0
4th Down: Made/Att	8/15	4/14
4th Down Pct.	53.3	28.6

## POSSESSION AVG.

29:22 30:38

## TOTAL NET YARDS

	5666	5712
Avg. Per Game	354.1	357.0
Total Plays	1012	1018
Avg. Per Play	5.6	5.6

## NET YARDS RUSHING

	2630	2130
Avg. Per Game	164.4	133.1
Total Rushes	492	468

## NET YARDS PASSING

	3036	3582
Avg. Per Game	189.8	223.9
Sacked/Yards Lost	46/214	39/253
Gross Yards	3250	3835
Attempts/Completions	474/286	511/306
Completion Pct.	60.3	59.9
Had Intercepted	7	12

## PUNTS/AVERAGE

75/42.4

70/43.2

## NET PUNTING AVG.

75/38.1 70/36.7

## PENALTIES/YARDS

112/960 106/884

## FUMBLES/BALL LOST

15/5 23/6

## TOUCHDOWNS

	49	41
Rushing	29	21
Passing	17	19
Returns	3	1

## SCORE BY PERIOD

	Q1	Q2	Q3	Q4	OT	PTS
BILLS	78	99	110	112	0	399
OPPONENTS	72	118	100	85	3	378

## SCORING

TD	R	P	K	PAT	FG	S	PTS
D. Carpenter	0	0	0	0	0	0	97
McCoy	14	13	1	0	0	0	86
Gillislee	9	8	1	0	0	0	54
Taylor	6	6	0	0	0	0	38
Clay	4	0	4	0	0	0	24
Hunter	4	0	4	0	0	0	24
Goodwin	3	0	3	0	0	0	18
Robey-Coleman	2	0	0	2	0	0	12
Watkins	2	0	2	0	0	0	12
Bush	1	1	0	0	0	0	8
Salas	1	0	1	0	0	0	6
A. Williams	1	0	0	1	0	0	6
J. Williams	1	1	0	0	0	0	6
Woods	1	0	1	0	0	0	6
O'Leary	0	0	0	0	0	0	2
BILLS	49	29	17	3	40/45	19/25	0 399
OPP	41	21	19	1	36/38	30/32	1 378
2-Pt Conversions: BILLS 4-4, OPP 2-3							

**SACKS:** Alexander 12.5, Hughes 6, K. Williams 5, Z. Brown 4, Dareus 3.5, A. Washington 2.5, Lawson 2, Douzable 1.5, P. Brown 1, Graham 1  
**BILLS:** 39.0  
**OPP:** 46.0

## RUSHING

McCoy	234	1267	5.4	75t	13
Taylor	95	580	6.1	49	6
Gillislee	101	577	5.7	44t	8
J. Williams	27	94	3.5	20	1
Tate	3	48	16.0	30	0
Manuel	8	22	2.8	8	0
Schmidt	1	16	16.0	16	0
Felton	8	13	1.6	6	0
Harvin	1	11	11.0	11	0
Woods	1	6	6.0	6	0
Jones	1	-1	-1.0	-1	0
Bush	12	-3	-3	5	1
BILLS	492	2630	5.3	75t	29
OPP	468	2130	4.6	57	21

## RECEIVING

Clay	57	552	9.7	40t	4
Woods	51	613	12.0	34	1
McCoy	50	356	7.1	41	1
Goodwin	29	431	14.9	84t	3
Watkins	28	430	15.4	62	2
W. Powell	14	142	10.1	35	0
Hunter	10	189	18.9	64	4
O'Leary	9	114	12.7	28	0
Gillislee	9	50	5.6	18t	1
Tate	8	117	14.6	34	0
Bush	7	90	12.9	25	0
Felton	6	57	9.5	22	0
Salas	4	89	22.3	71t	1
Harvin	2	6	3.0	5	0
Christian	1	14	14.0	14	0
J. Williams	1	0	0.0	0	0
BILLS	286	3250	11.4	84t	17
OPP	306	3835	12.5	66t	19

## INTERCEPTIONS

	No.	Yds	Avg	Long	TD
Gilmore	5	135	27.0	49	0
Robey-Coleman	2	44	22.0	41t	1
White	2	0	0.0	0	0
Alexander	1	28	28.0	28	0
Z. Brown	1	0	0.0	0	0
Graham	1	0	0.0	0	0
BILLS	12	207	17.3	49	1
OPP	7	87	12.4	51	0

## PUNTING

No.	Yds	Avg	Net	TB	In	Lg	B
Schmidt	75	3183	42.4	38.1	3	20	58.0
BILLS	75	3183	42.4	38.1	3	20	58.0
OPP	70	3024	43.2	36.7	7	19	62.0

## PUNT RETURNS

Tate	26	14	301	11.6	43	0
Bush	2	2	13	6.5	13	0
W. Powell	0	1	0	---	---	0
BILLS	28	17	314	11.2	43	0
OPP	39	8	262	6.7	22	0

## KICKOFF RETURNS

Tate	29	662	22.8	45	0
Bush	5	103	20.6	35	0
Felton	2	18	9.0	11	0
O'Leary	2	27	13.5	14	0
Gillislee	1	19	19.0	19	0
BILLS	39	829	21.3	45	0
OPP	46	999	21.7	73	0

## FIELD GOALS

FIELD CODES	1-19	20-29	30-39	40-49	50+
Carpenter	1/1	8/8	5/5	4/9	1/2
BILLS	1/1	8/8	5/5	4/9	1/2
OPP	0/0	5/5	13/13	7/9	5/5

## USUAL STARTERS

### OFFENSE

WR	10	Robert Woods
LT	77	Cordy Glenn
LG	64	Richie Incognito
C	70	Eric Wood
RG	76	John Miller
RT	79	Jordan Mills
TE	85	Charles Clay
QB	5	Tyrod Taylor
RB	25	LeSean McCoy
FB	42	Jerome Felton
WR	14	Sammy Watkins

### DEFENSE

DE	92	Adolphus Washington
DT	95	Kyle Williams
NT	99	Marcell Dareus
OLB	55	Jerry Hughes
MIKE	52	Preston Brown
WILL	53	Zach Brown
OLB	57	Lorenzo Alexander
LCB	28	Ronald Darby
RCB	24	Stephon Gilmore
FS	20	Corey Graham
SS	23	Aaron Williams

## PASSING

Player	Att	Cmp	Yds	Cmp%	Yds/Att	TD	TD%	Int	Int%	Long	Sack/Lost	Rating
Taylor	436	269	3023	61.7	6.93	17	3.9	6	1.4	84t	42/192	89.7
Manuel	26	11	131	42.3	5.04	0	0.0	0	0.0	35	3/20	58.3
Jones	11	16	96	54.5	8.73	0	0.0	1	9.1	64	1/2	46.0
J. Williams	1	0	0	0.0	0.0	0	0.0	0	0.0	0	0/0	39.6
BILLS	474	286	3250	60.3	6.86	17	3.6	7	1.5	84t	46/214	86.7
OPPONENTS	511	306	3835	59.9	7.50	19	3.7	12	2.3	66t	39/253	85.9



# 2017 SEASON STATISTICS

9-7 | 2ND IN AFC EAST | HEAD COACH SEAN MCDERMOTT

Date	W/L	Score	Opponent	Attendance
9/10	W	21-12	New York Jets	68,751
9/17	L	3-9	at Carolina	74,122
9/24	W	26-16	Denver	68,865
10/1	W	23-17	at Atlanta	71,273
10/8	L	16-20	at Cincinnati	52,367
10/22	W	30-27	Tampa Bay	68,561
10/29	W	34-14	Oakland	69,599
11/2	L	21-34	at New York Jets	77,562
11/12	L	10-47	New Orleans	67,501
11/19	L	24-54	at L.A. Chargers	25,015
11/26	W	16-10	at Kansas City	74,929
12/3	L	3-23	New England	68,499
12/10	W	13-7 OT	Indianapolis	60,222
12/17	W	24-16	Miami	62,202
12/24	L	16-37	at New England	65,878
12/31	W	22-16	at Miami	65,571

## AFC WILD CARD PLAYOFF

1/7	L	3-10	at Jacksonville	69,442
-----	---	------	-----------------	--------

	BUF	OPP
<b>TOTAL FIRST DOWNS</b>	278	348
Rushing	105	121
Passing	149	199
Penalty	24	28
3rd Down: Made/Att	101/241	82/214
3rd Down Pct.	41.9	38.3
4th Down: Made/Att	2/15	11/20
4th Down Pct.	13.3	55.0

<b>POSSESSION AVG.</b>	28:06	31:54
------------------------	-------	-------

<b>TOTAL NET YARDS</b>	4842	5682
Avg. Per Game	302.6	355.1
Total Plays	1010	1066
Avg. Per Play	4.8	5.3

<b>NET YARDS RUSHING</b>	2017	1994
Avg. Per Game	126.1	124.6
Total Rushes	487	466

<b>NET YARDS PASSING</b>	2825	3688
Avg. Per Game	176.6	230.5
Sacked/Yards Lost	47/261	27/156
Gross Yards	3086	3844
Attempts/Completions	476/289	573/370
Completion Pct.	60.7	64.6
Had Intercepted	10	18

<b>PUNTS/AVERAGE</b>	79/44.7	62/43.1
----------------------	---------	---------

<b>NET PUNTING AVG.</b>	79/40.5	62/38.0
-------------------------	---------	---------

<b>PENALTIES/YARDS</b>	98/872	97/873
------------------------	--------	--------

<b>FUMBLES/BALL LOST</b>	17/6	25/7
--------------------------	------	------

<b>TOUCHDOWNS</b>	31	38
Rushing	12	22
Passing	16	14
Returns	3	2

SCORE BY PERIOD	Q1	Q2	Q3	Q4	OT	PTS
BILLS	40	10	58	93	6	302
OPPONENTS	56	97	94	112	0	359

SCORING	TD	R	P	FG	S	PTS
Hauschka	0	0	0	29/29	29/33	116
McCoy	8	6	2	0/0	0/0	0 48
Taylor	4	4	0	0/0	0/0	0 24
Holmes	3	0	3	0/0	0/0	0 18
C. Clay	2	0	2	0/0	0/0	0 12
Z. Jones	2	0	2	0/0	0/0	0 12
Z. Jones	2	0	2	0/0	0/0	0 12
Benjamin	1	0	1	0/0	0/0	0 6
Matthews	1	0	1	0/0	0/0	0 6
Milano	0	0	0	1/0	0/0	0 6
Poyer	1	0	0	1/0	0/0	0 6
Tate	1	0	1	0/0	0/0	0 6
L. Thomas	1	0	1	0/0	0/0	0 6
Thompson	1	0	1	0/0	0/0	0 6
Tolbert	1	1	0	0/0	0/0	0 6
White	1	0	0	1/0	0/0	0 6
K. Williams	1	0	0	0/0	0/0	0 6
BILLS	31	12	16	3	29/28	29/33 0 302
OPP	38	22	14	2	35/36	32/35 0 359
2-Pt Conversions: Bills 0-1, OPP 0-2						

**SACKS:** Hughes 4, Lawson 4, Alexander 3, Davis 3, Williams 3, Poyer 2, Thornton 2, Capi 1, Dareus 1, Humber 1, Washington 1, Yarbrough 1, (group) 1  
**BILLS:** 27.0  
**OPP:** 47.0

RUSHING	No.	Yds	Avg	Long	TD
McCoy	287	1138	4.0	48	6
Taylor	84	427	5.1	32	4
Tolbert	66	247	3.7	25	1
Cadet	22	93	4.2	12	1
Webb	8	54	6.8	22	0
Murphy	7	41	5.9	25	0
Peterman	7	23	3.3	9	0
K. Williams	1	1	1.0	1	1
K. Clay	1	0	0.0	0	0
DiMarco	2	-2	-1.0	0	0
Thompson	2	-5	-2.5	0	0
BILLS	487	2017	4.1	48	12
OPP	466	1994	4.3	51	22

RECEIVING	No.	Yds	Avg	Long	TD
McCoy	59	448	7.6	39	4
C. Clay	49	558	11.4	44	1
Z. Jones	27	316	11.7	33	2
Thompson	27	430	15.9	46	3
Matthews	25	282	11.3	47	0
O'Leary	22	322	14.6	32	4
Benjamin	16	217	13.6	35	1
Tolbert	14	78	5.6	12	1
Cadet	13	93	7.2	16	0
Holmes	13	120	9.2	36	0
L. Thomas	7	67	9.6	22	0
DiMarco	7	28	4.0	9	0
Tate	6	81	13.5	24	1
Murphy	2	7	3.5	5	1
K. Clay	1	28	28.0	28	0
T. Jones	1	11	11.0	11	0
BILLS	289	3086	10.7	47	16
OPP	306	3844	10.4	77	14

INTERCEPTIONS	No.	Yds	Avg	Long	TD
Hyde	5	64	12.8	37	0
Poyer	5	33	6.6	19	1
White	4	86	21.5	63	0
Wright	1	54	54.0	54	0
Elston	1	22	22.0	22	0
Milano	1	15	15.0	15	0
Gaines	1	1	1.0	1	0
BILLS	18	275	15.3	63	1
OPP	10	190	19.0	59	1

PUNTING	No.	Yds	Avg	Net	TB	In	Lg	B
Schmidt	79	3529	44.7	40.5	6	28	60	0
BILLS	79	3529	44.7	40.5	6	28	60	0
OPP	62	2670	43.1	38.0	5	22	58	0

PUNT RETURNS	Ref	FC	Yds	Avg	Long	TD
Tate	20	6	193	9.7	40	0
K. Clay	2	1	2	1.0	2	0
Hyde	2	6	18	9.0	12	0
BILLS	24	13	213	8.9	40	0
OPP	38	16	210	5.5	26	0

KICKOFF RETURNS	No.	Yds	Avg	Long	TD
Tate	28	548	19.6	29	0
T. Jones	2	50	20.6	27	0
DiMarco	1	24	24.0	24	0
Murphy	1	18	18.0	18	0
BILLS	32	640	20.0	29	0
OPP	31	681	22.0	61	0

FIELD GOALS	1-19	20-29	30-39	40-49	50+
Hauschka	0/0	6/6	9/9	7/9	7/9
BILLS	0/0	6/6	9/9	7/9	7/9
OPP	0/0	12/12	11/12	5/7	4/4

## USUAL STARTERS

OFFENSE	
WR	11 Zay Jones
LT	73 Dion Dawkins
LG	64 Richie Incognito
C	70 Eric Wood
RG	62 Vladimir Ducasse
RT	79 Jordan Mills
TE	85 Charles Clay
QB	5 Tyrod Taylor
RB	25 LeSean McCoy
FB	42 Pat DiMarco
WR	10 Deonte Thompson

DEFENSE	
DE	55 Jerry Hughes
DT	95 Kyle Williams
DT	92 Adolphus Washington
DE	90 Shaq Lawson
MLB	52 Preston Brown
LB	57 Lorenzo Alexander
LB	50 Ramon Humber
LCB	27 Tre'Davious White
RCB	24 E.J. Gaines
FS	21 Jordan Poyer
SS	23 Micah Hyde

PASSING	Att	Cmp	Yds	Cmp%	Yds/Att	TD	TD%	Int	Int%	Long	Sack/Lost	Rating
Taylor	420	263	2799	62.6	6.66	14	3.3	4	1.0	47	46/ 256	89.2
Peterman	49	24	252	49.0	5.14	2	4.1	5	10.2	21	1/ 5	38.4
Webb	7	2	35	28.6	5.00	0	0.0	1	14.3	34	0/ 0	8.3
TEAM	476	289	3086	60.7	6.48	16	3.4	10	2.1	47	47/ 261	82.1
OPPONENTS	573	370	3844	64.6	6.71	14	2.4	18	3.1	77	27/ 156	78.9



# 2018 SEASON STATISTICS

6-10 | 3RD IN AFC EAST | HEAD COACH SEAN MCDERMOTT

Date	W/L Score	Opponent	Attendance
9/9	L 3-47	at Baltimore	70,591
9/16	L 20-31	L.A. Chargers	69,187
9/23	W 27-6	at Minnesota	66,800
9/30	L 0-22	at Green Bay	78,312
10/7	W 13-12	Tennessee	68,202
10/14	L 13-20	at Houston	71,638
10/21	L 5-37	at Indianapolis	56,848
10/29	L 6-25	New England	70,109
11/4	L 9-41	Chicago	68,749
11/11	W 41-10	at New York Jets	77,982
11/25	W 24-21	Jacksonville	57,799
12/2	L 17-21	at Miami	65,155
12/9	L 23-27	New York Jets	59,119
12/16	W 14-13	Detroit	59,110
12/23	L 12-24	at New England	65,878
12/30	W 42-17	Miami	65,420

## TOTAL FIRST DOWNS

	BUF	OPP
Rushing	108	111
Passing	137	157
Penalty	38	25
3rd Down: Made/Att	68/215	74/203
3rd Down Pct.	31.6	36.5
4th Down: Made/Att	7/18	6/11
4th Down Pct.	38.9	54.5

## POSSESSION AVG.

30:29 29:31

## TOTAL NET YARDS

	4778	4706
Avg. Per Game	298.6	294.1
Total Plays	1008	968
Avg. Per Play	4.7	4.9

## NET YARDS RUSHING

	1984	1839
Avg. Per Game	124.0	114.9
Total Rushes	468	440

## NET YARDS PASSING

	2794	2867
Avg. Per Game	174.6	179.2
Sacked/Yards Lost	41/288	36/217
Gross Yards	3082	3084
Attempts/Completions	499/271	492/313
Completion Pct.	54.3	63.6
Had Intercepted	23	16

## PUNTS/AVERAGE

82/42.8 80/44.4

## NET PUNTING AVG.

82/37.5 80/40.9

## PENALTIES/YARDS

116/992 99/976

## FUMBLES/BALL LOST

23/9 30/11

## TOUCHDOWNS

	29	44
Rushing	15	17
Passing	13	22
Returns	1	5

## SCORE BY PERIOD

	Q1	Q2	Q3	Q4	OT	PTS
BILLS	80	52	63	74	0	269
OPPONENTS	64	168	40	102	0	374

## SCORING

TD	Ru	Pa	Rt	K-PAT	FG	S	PTS
Hauschka	0	0	0	0	25/26	22/28	-91
Allen	8	8	0	0	0/0	0/0	48
Z. Jones	7	0	7	0	0/0	0/0	124
McCoy	3	3	0	0	0/0	0/0	18
Foster	3	0	3	0	0/0	0/0	18
McKenzie	2	2	0	0	0/0	0/0	12
Croom	2	0	1	1	0/0	0/0	12
Dawkins	1	0	1	0	0/0	0/0	6
Peterman	1	1	0	0	0/0	0/0	6
Ivory	1	1	0	0	0/0	0/0	6
Benjamin	1	0	1	0	0/0	0/0	6
BILLS	29	15	13	1	25/26	22/28	1269
OPP	44	17	22	5	36/39	24/27	1374
2-Pt Conversions: BILLS 1-3, OPP 1-5							

**SACKS:** Hughes 7, Alexander 6.5, Williams 5, Lawson 4, T.Murphy 4, Poyer 2, Edmunds 2, Bush 1.5, Neal 1, Stanford 1, Milano 1, T.Johnson 1  
**BILLS:** 36.0  
**OPP:** 41.0

## RUSHING

Allen	89	631	7.1	45	8
McCoy	161	514	3.2	28	3
Ivory	115	385	3.3	21	1
M.Murphy	52	250	4.8	30	0
Ford	21	79	3.8	11	0
McKenzie	10	66	6.6	15	2
Peterman	10	50	5.0	24	1
DiMarco	1	9	9.0	9	0
McCloud	2	4	2.0	7	0
Z. Jones	1	0	0.0	0	0
Bojorquez	1	0	0.0	0	0
Anderson	1	-1	-1.0	-1	0
Pryor	1	-1	-1.0	-1	0
Barkley	3	-2	-0.7	0	0
BILLS	468	1984	4.2	45	15
OPP	440	1839	4.2	43	17

## RECEIVING

Z. Jones	56	652	11.6	57	7
McCoy	34	238	7.0	24	0
Foster	27	541	20.0	75	3
Benjamin	23	354	15.4	40	1
Croom	22	259	11.8	26	1
Clay	21	184	8.8	21	0
McKenzie	18	179	9.9	23	0
Ivory	13	205	15.8	55	1
Holmes	12	157	13.1	24	0
L. Thomas	12	77	6.4	24	0
M. Murphy	11	26	2.4	8	0
McCloud	5	36	7.2	16	0
DiMarco	3	62	20.7	38	1
D. Thompson	3	37	12.3	14	1
Ford	3	21	7.0	8	0
Pryor	2	17	8.5	11	0
Kerley	2	7	3.5	4	0
Williams	1	9	9.0	9	0
C. Phillips	1	9	9.0	9	0
Dawkins	1	7	7.0	7	0
Lee	1	5	5.0	5	0
Hauschka	0	0	0	0	0
T. Jones	0	0	0	0	0
Allen	0	0	0	0	0
BILLS	271	3082	11.4	75	13
OPP	313	3084	9.9	43	22

## INTERCEPTIONS

	No.	Yds	Avg	Long	TD
Poyer	4	11	2.8	11	0
Milano	5	41	13.7	29	0
White	2	37	18.5	37	0
Edmunds	2	19	9.5	17	0
Hyde	2	16	8.0	16	0
Alexander	2	9	4.5	8	0
T. Johnson	1	0	0.0	0	0
BILLS	16	133	8.3	37	0
OPP	23	347	15.1	84	4

## PUNTING

Bojorquez	45	2028	45.1	39.4	4	22	60	1
Darr	20	809	40.5	36.3	1	5	55	0
Schmidt	16	676	42.3	33.8	2	4	55	0
BILLS	82	3513	42.8	37.5	7	31	60	1
OPP	80	3555	44.4	40.9	4	31	70	0

## PUNT RETURNS

McKenzie	14	3	87	6.2	21	0
Hyde	9	10	75	8.3	31	0
McCloud	4	2	20	5.0	13	0
M. Murphy	2	2	15	7.5	9	0
Kerley	2	0	10	5.0	6	0
BILLS	31	17	207	6.7	31	0
OPP	34	18	297	8.7	51	0

## KICKOFF RETURNS

M. Murphy	13	324	24.9	49	0
McKenzie	12	237	19.8	33	0
Bolden	5	116	23.2	28	0
T. Jones	5	89	17.8	27	0
Thomas	1	23	23.0	23	0
McCloud	1	18	18.0	18	0
C. Thompson	1	0	0.0	0	0
BILLS	38	807	21.2	49	0
OPP	34	754	22.2	86	0

## FIELD GOALS

	1-19	20-29	30-39	40-49	50+
Hauschka	0/0	3/3	8/8	7/10	4/7
BILLS	0/0	3/3	8/8	7/10	4/7
OPP	0/0	9/9	6/6	4/6	5/6

## USUAL STARTERS

### OFFENSE

WR	11	Zay Jones
LT	73	Dion Dawkins
LG	62	Vladimir Ducasse
C	66	Russell Bodine
RG	76	John Miller
RT	79	Jordan Mills
TE	85	Charles Clay
QB	17	Josh Allen
RB	25	LeSean McCoy
FB	42	Pat DiMarco
WR	13	Kelvin Benjamin

### DEFENSE

DE	55	Jerry Hughes
DT	95	Kyle Williams
DT	98	Star Lotulelei
DE	93	Trent Murphy
MLB	49	Tremaine Edmunds
LB	58	Matt Milano
LB	57	Lorenzo Alexander
LCB	27	Tre'Davious White
RCB	47	Levi Wallace
FS	21	Jordan Poyer
SS	23	Micah Hyde

## PASSING

Player	Att	Cmp	Yds	Cmp%	Yds/Att	TD	TD%	Int	Int%	Long	Sack/Lost	Rating
Allen	320	169	2074	52.8	6.5	10	3.1	12	3.8	75	28/213	67.9
Anderson	70	42	465	60.0	6.6	0	0.0	4	5.7	40	5/33	56.0
Peterman	81	44	296	54.3	3.7	1	1.2	7	8.6	26	7/34	30.7
Barkley	25	15	232	60.0	9.3	2	8.0	0	0.0	47	1/8	117.4
L. Thomas	1	1	15	100.0	15.0	0	0.0	0	0.0	15	0/0	118.8
Bojorquez	1	0	0	0.0	0.0	0	0.0	0	0.0	0	0/0	39.6
Z. Jones	1	0	0	0.0	0.0	0	0.0	0	0.0	0	0/0	39.6
TEAM	476	289	3086	60.7	6.48	16	3.4	10	2.1	47	47/261	82.1



# 2019 SEASON STATISTICS

10-6 | 2ND IN AFC EAST | HEAD COACH SEAN MCDERMOTT

Date	W/L Score	Opponent	Attendance
9/8	W 17-16	at N.Y. Jets	78,523
9/15	W 28-14	at N.Y. Giants	74,569
9/22	W 21-17	Cincinnati	69,448
9/29	L 10-16	New England	70,317
10/6	W 14-7	at Tennessee	66,910
10/20	W 31-21	Miami	68,340
10/27	L 13-31	Philadelphia	69,435
11/3	W 24-9	Washington	67,685
11/10	L 16-19	at Cleveland	67,431
11/17	W 37-20	at Miami	64,187
11/24	W 20-3	Denver	67,338
11/28	W 26-15	at Dallas	90,445
12/8	L 17-24	Baltimore	69,134
12/15	W 17-10	at Pittsburgh	64,694
12/21	L 17-24	at New England	65,878
12/29	L 6-13	N.Y. Jets	69,016

## AFC WILD CARD PLAYOFF

1/4	L 19-22	at Houston	71,699
-----	---------	------------	--------

## TOTAL FIRST DOWNS

Rushing	314	295
Passing	120	93
Penalty	162	169
3rd Down: Made/Att	32	33
3rd Down Pct.	76/212	76/212
4th Down: Made/Att	35.8	35.8
4th Down Pct.	8/18	8/21
4th Down Pct.	44.4	38.1

## POSSESSION AVG.

29:59	30:01
-------	-------

## TOTAL NET YARDS

Avg. Per Game	5283	4772
Total Plays	330.2	298.3
Avg. Per Play	1018	985
Avg. Per Play	5.2	4.8

## NET YARDS RUSHING

Avg. Per Game	2054	1649
Total Rushes	128.4	103.1
Total Rushes	465	388

## NET YARDS PASSING

Avg. Per Game	3229	3123
Sacked/Yards Lost	201.8	195.2
Gross Yards	40/247	44/298
Attempts/Completions	3476	3421
Completion Pct.	513/299	553/348
Had Intercepted	58.3	62.9
Had Intercepted	12	14

## PUNTS/AVERAGE

80/41.4	84/44.7
---------	---------

## NET PUNTING AVG.

80/37.7	84/40.8
---------	---------

## PENALTIES/YARDS

117/927	94/815
---------	--------

## FUMBLES/BALL LOST

23/7	24/9
------	------

## TOUCHDOWNS

Rushing	35	30
Passing	13	12
Returns	21	15
Returns	1	3

## SCORE BY PERIOD

	Q1	Q2	Q3	Q4	OT	PTS
BILLS	43	107	55	109	0	314
OPPONENTS	52	61	66	80	0	259

SCORING	TD	R	Pu	Rt	K-PAT	FG	S	PTS
Hauschka	0	0	0	0	30/32	22/28	0	96
Allen	9	9	0	0	0/0	0/0	0	56
Beasley	6	0	6	0	0/0	0/0	0	40
Brown	6	0	6	0	0/0	0/0	0	36
Singletary	4	2	2	0	0/0	0/0	0	24
Gore	2	2	0	0	0/0	0/0	0	12
Knox	2	0	2	0	0/0	0/0	0	12
Dawkins	1	0	1	0	0/0	0/0	0	6
Hyde	1	0	0	1	0/0	0/0	0	6
Kroft	1	0	1	0	0/0	0/0	0	6
McKenzie	1	0	1	0	0/0	0/0	0	6
Smith	1	0	1	0	0/0	0/0	0	6
Williams	1	0	1	0	0/0	0/0	0	6
Edmunds	0	0	0	0	0/0	0/0	1	2
BILLS	35	13	21	1	30/32	22/28	1	314
OPP	30	12	15	3	21/25	16/26	1	259

2-Pt Conversions: BILLS 3-3, OPP 4-5

**SACKS:** J. Phillips 9.5, Lawson 6.5, T. Murphy 5, Oliver 5, Hughes 4.5, L. Alexander 2, Lotulelei 2, Edmunds 1.5, Milano 1.5, D. Johnson 1, K. Johnson 1, Ta. Johnson 1, Ligeat LG 1, Ligeat TM 1, Poyer 1, White 1, H. Phillips 0.5  
BILLS: 44.0  
OPP: 40.0

## RUSHING

	No.	Yds	Avg	Long	TD
Singletary	151	775	5.1	38	2
Gore	166	599	3.6	41	2
Allen	109	510	4.7	36	9
Yeldon	17	63	3.7	12	0
McKenzie	8	49	6.1	16	0
Foster	2	29	14.5	22	0
Knox	1	9	9.0	9	0
Brown	2	7	3.5	4	0
DiMarco	3	7	2.3	4	0
Roberts	1	7	7.0	7	0
Perry	3	3	1.0	6	0
Barkley	2	-4	-2.0	0	0
BILLS	465	2054	4.4	41	13
OPP	388	1649	4.3	65	12

## RECEIVING

	No.	Yds	Avg	Long	TD
Brown	72	1060	14.7	53	6
Beasley	67	778	11.6	51	6
Singletary	29	194	6.7	49	2
Knox	28	388	13.9	49	2
McKenzie	27	254	9.4	46	1
Yeldon	13	124	9.5	23	0
Gore	13	100	7.7	18	0
Williams	12	166	13.8	41	1
Sweeney	8	114	14.3	29	0
Jones	7	69	9.9	23	0
Kroft	6	71	11.8	20	1
DiMarco	5	31	8.2	27	0
Smith	4	31	7.8	9	1
Foster	3	64	21.3	24	0
Roberts	3	20	6.7	7	0
Dawkins	1	1	1.0	1	1
Perry	1	1	1.0	1	0
BILLS	299	3476	11.6	53	21
OPP	348	3421	9.8	61	15

## INTERCEPTIONS

	No.	Yds	Avg	Long	TD
White	6	57	9.5	49	0
Wallace	2	2	1.0	2	0
Poyer	2	0	0.0	0	0
Edmunds	1	0	0.0	0	0
Hyde	1	0	0.0	0	0
Lotulelei	1	0	0.0	0	0
T. Murphy	1	0	0.0	0	0
BILLS	14	59	4.2	49	0
OPP	12	159	13.3	33	1

## PUNTING

	No.	Yds	Avg	Net	TB	In	Lg	B
Bojorquez	79	3313	41.9	37.7	7	34	67	1
BILLS	79	3313	41.9	37.7	7	34	67	1
OPP	84	3751	44.7	40.8	4	27	63	0

## PUNT RETURNS

	Ret	FC	Yds	Avg	Long	TD
Roberts	28	15	223	8.0	22	0
Hyde	3	5	16	5.3	10	0
McKenzie	1	1	4	4.0	4	0
BILLS	32	21	243	7.6	22	0
OPP	18	26	157	8.7	60	0

## KICKOFF RETURNS

	No.	Yds	Avg	Long	TD
Roberts	25	664	26.6	66	0
McKenzie	3	65	21.7	24	0
Hyde	2	47	23.5	45	1
DiMarco	1	24	24.0	24	0
Perry	1	2	2.0	2	0
BILLS	32	802	25.1	66	1
OPP	30	691	23.0	101	1

## FIELD GOALS

	1-19	20-29	30-39	40-49	50+
Hauschka	0/0	5/5	7/8	9/10	1/5
(43G) (34G, 45G, 62N) (46G, 49N) (39G, 43G, 45G)					
(53N) (42G) (34N, 53N) (51G, 34G, 21G) (39G, 23G)					
(50N, 41G, 26G) (36G, 47G, 48G) (36G) (35G) (28G, 29G)					
BILLS	0/0	5/5	7/8	9/10	1/5
OPP	0/0	4/4	6/10	5/8	1/4

## USUAL STARTERS

OFFENSE		
WR	10	Cole Beasley
LT	73	Dion Dawkins
LG	67	Quinton Spain
C	60	Mitch Morse
RG	76	Jon Feliciano
RT	70	Cody Ford
TE	88	Dawson Knox
QB	17	Josh Allen
RB	26	Devin Singletary
FB	19	Pat DiMarco
WR	15	John Brown

## DEFENSE

DE	55	Jerry Hughes
DT	97	Jordan Phillips
DT	98	Star Lotulelei
DE	93	Trent Murphy
MLB	49	Tremaine Edmunds
LB	58	Matt Milano
LB	57	Lorenzo Alexander
LCB	27	Tre'Davious White
RCB	47	Levi Wallace
FS	21	Jordan Poyer
SS	23	Micah Hyde

## PASSING

	Att	Cmp	Yds	Cmp%	Yds/Att	TD	TD%	Int	Int%	Long	Sack/Lost	Rating
Allen	461	271	3089	58.8	6.70	20	4.3	9	2.0	53	38/237	85.3
Barkley	51	27	359	52.9	7.04	0	0.0	3	5.9	41	2/10	51.0
Brown	1	1	28	100.0	28.00	1	100.0	0	0.0	28	0/0	158.3
TEAM	513	299	3476	58.3	6.78	21	4.1	12	2.3	53	40/247	82.8
OPPONENTS	553	348	3421	62.9	6.19	15	2.7	14	2.5	61	4/298	78.8



# 2020 SEASON STATISTICS

13-3 | 1ST IN AFC EAST | HEAD COACH SEAN MCDERMOTT

Date	W/L Score	Opponent	Attendance
9/13	W 27-17	N.Y. Jets	N/A
9/20	W 31-28	at Miami	11,075
9/27	W 35-32	L.A. Rams	N/A
10/04	W 30-23	at Las Vegas	N/A
10/13	L 16-42	at Tennessee	8,403
10/19	L 17-26	Kansas City	N/A
10/25	W 18-10	at N.Y. Jets	N/A
11/01	W 24-21	New England	N/A
11/08	W 44-34	Seattle	N/A
11/15	L 30-32	at Arizona	4,200
11/29	W 27-17	L.A. Chargers	N/A
12/07	W 34-24	at San Francisco	N/A
12/13	W 26-15	Pittsburgh	N/A
12/19	W 48-19	at Denver	N/A
12/28	W 38-9	at New England	N/A
1/03	W 56-26	Miami	N/A

## AFC WILD CARD PLAYOFF

1/9 W 27-24 Indianapolis 6,722

## AFC DIVISIONAL PLAYOFF

1/16 W 17-3 Baltimore 6,722

## AFC CHAMPIONSHIP

1/24 L 17-3 at Kansas City 16,993

	BUF	OPP
TOTAL FIRST DOWNS	397	351
Rushing	119	125
Passing	240	199
Penalty	38	27
3rd Down: Made/Att	93/187	76/191
3rd Down Pct.	49.7	39.8
4th Down: Made/Att	8/10	11/19
4th Down Pct.	80.0	57.9

POSSESSION AVG. 31:45 28:15

	6343	5640
TOTAL NET YARDS		
Avg. Per Game	396.4	352.5
Total Plays	1034	1025
Avg. Per Play	6.1	5.5

	1723	1914
NET YARDS RUSHING		
Avg. Per Game	107.7	119.6
Total Rushes	411	414

	4620	3726
NET YARDS PASSING		
Avg. Per Game	288.8	232.9
Sacked/Yards Lost	27/166	38/220
Gross Yards	4786	3946
Attempts/Completions	596/410	573/369
Completion Pct.	68.8	64.4
Had Intercepted	11	15

PUNTS/AVERAGE 41/50.8 63/46.0

NET PUNTING AVG. 41/44.0 63/39.5

PENALTIES/YARDS 102/941 86/728

FUMBLES/BALL LOST 18/11 22/11

	60	44
TOUCHDOWNS		
Rushing	16	21
Passing	40	23
Returns	4	0

SCORE BY PERIOD	Q1	Q2	Q3	Q4	OT	PTS
BILLS	90	175	92	144	0	501
OPPONENTS	49	97	101	128	0	375

SCORING	TD	Ru	Pa	Rt	K-PAT	FG	S	PTS
Bass	0	0	0	0	57/59	28/34	0	141
Allen	9	8	1	0			0	54
Gilliam	8	0	0	0			0	48
Davis	7	0	7	0			0	42
McKenzie	6	0	5	1			0	36
Moss	5	4	1	0			0	30
Beasley	4	0	4	0			0	24
Brown	3	0	3	0			0	18
Knox	3	0	3	0			0	18
Kraft	3	0	3	0			0	18
Singletary	2	2	0	0			0	12
L. Smith	2	0	2	0			0	12
A. Williams	2	0	2	0			0	12
Gilliam	1	0	1	0			0	6
Hughes	1	0	0	1			0	6
T. Johnson	1	0	0	1			0	6
Kumerow	1	0	1	0			0	6
Norman	1	0	0	1			0	6
Yeldon	1	0	1	0			0	6
BILLS	60	16	40	4	57/59	28/34	0	501
OPP	44	21	23	0	32/37	23/25	0	375

2-Pt Conversions: BILLS 0-1, OPP 5-7

SACKS: Addison 5, Klein 5, Hughes 4.5, Milano 3.5, Jefferson 3, Oliver 3, Edmunds 2, Murphy 2, Poyer 2, Marlowe 1.5, White 1.5, Dodson 1, Epenesa 1, D. Johnson 1, Johnson 1, Zimmer 1  
BILLS: 38.0  
OPP: 27.0

RUSHING	No.	Yds	Avg	Long	TD
Singletary	156	687	4.4	51t	2
Moss	112	481	4.3	31	4
Allen	102	421	4.1	24t	8
Yeldon	10	70	7.0	34	0
A. Williams	12	63	5.3	18t	2
McKenzie	10	9	0.9	14	0
Diggs	1	1	1.0	1	0
Davis	1	0	0.0	0	0
Roberts	1	-3	-3.0	-3	0
Barkley	6	-6	-1.0	-1	0
BILLS	411	1723	4.2	51t	16
OPP	414	1914	4.6	33	21

RECEIVING	No.	Yds	Avg	Long	TD
Diggs	127	1535	12.1	55	8
Beasley	82	967	11.8	35	4
Singletary	38	269	7.1	34	0
Davis	35	599	17.1	56t	7
Brown	33	458	13.9	46t	3
McKenzie	30	282	9.4	46	5
Knox	24	288	12.0	36	3
Moss	14	95	6.8	20	1
Kraft	12	119	9.9	38	3
L. Smith	4	35	8.8	27	2
Roberts	4	34	8.5	16	0
Gilliam	2	16	8.0	15	1
Kumerow	1	22	22.0	22t	1
Yeldon	1	22	22.0	22t	1
A. Williams	1	20	20.0	20	0
Neal	1	13	13.0	13	0
Allen	1	12	12.0	12t	1
BILLS	410	4786	11.7	56t	40
OPP	369	3946	10.7	69t	23

INTERCEPTIONS	No.	Yds	Avg	Long	TD
White	3	28	9.3	28	0
Marlowe	2	39	19.5	23	0
Poyer	2	14	7.0	14	0
Wallace	2	0	0.0	0	0
T. Johnson	1	51	51.0	51t	1
Hyde	1	33	33.0	33	0
Norman	1	16	16.0	16t	1
Jackson	1	6	6.0	6	0
Milano	1	0	0.0	0	0
Hughes	1	-3	-3.0	-3	0
BILLS	15	184	12.3	51t	2
OPP	11	139	12.6	68	0

PUNTING	No.	Yds	Avg	Net	TB	In	Lg	B
Bojarquez	41	2082	50.8	44.0	7	18	72	0
BILLS	41	2082	50.8	44.0	7	18	72	0
OPP	63	2896	46.0	39.5	2	21	64	0

PUNT RETURNS	Ret	FC	Yds	Avg	Long	TD
Roberts	29	12	286	9.9	38	0
Hyde	1	0	0	0.0	0	0
McKenzie	1	1	84	84	84t	1
BILLS	31	13	370	11.9	84t	1
OPP	16	6	138	8.6	40	0

KICKOFF RETURNS	No.	Yds	Avg	Long	TD
Roberts	32	961	30.0	60	0
McKenzie	2	32	16.0	27	0
Hyde	1	3	3.0	3	0
J. Johnson	1	-1	-1.0	-1	0
BILLS	36	995	27.6	60	0
OPP	30	537	17.9	35	0

FIELD GOALS	1-19	20-29	30-39	40-49	50+
Bass	1/1	9/9	6/9	8/9	4/6
(38N, 34N, 22G, 19G)(39G)(34G)(43G)(48G, 52N)					
(45N, 53G, 48G, 46G, 37G, 37N, 29G, 40G)(28G)(44G, 61N, 22G, 31G)(54G, 55G, 58G)(45G, 43G)(37G, 28G)					
(34G, 23G)(27G, 27G)(22G)(31G)(52G, 45G)					
(53N, 30G)(54G, 39G, 25G)(37G, 30G)(29G)(43G, 33G)					
(45G, 44G)(23G, 42G, 21G, 45G)(27G)(45G)(51N)					
(45G)(49G, 32G)					
BILLS	1/1	9/9	6/9	8/9	4/6
OPP	0/0	5/5	7/7	9/9	2/4

## USUAL STARTERS

### OFFENSE

WR	10	Cole Beasley
LT	73	Dion Dawkins
LG	65	Ike Boettger
C	60	Mitch Morse
RG	76	Jon Feliciano
RT	70	Daryl Williams
TE	88	Dawson Knox
QB	17	Josh Allen
RB	26	Devin Singletary
WR	13	Gabriel Davis
WR	14	Stefon Diggs

### DEFENSE

DE	55	Jerry Hughes
DT	94	Vernon Butler
DT	91	Ed Oliver
DE	97	Mario Addison
LB	49	Tremaine Edmunds
LB	58	Matt Milano
NCB	24	Taron Johnson
LCB	27	Tre'Davious White
RCB	47	Levi Wallace
FS	21	Jordan Poyer
SS	23	Micah Hyde

PASSING	Att	Cmp	Yds	Cmp%	Yds/Att	TD	TD%	Int	Int%	Long	Sack/Lost	Rating
Allen	572	396	4544	69.2	7.94	37	6.5	10	1.7	55	26/159	107.2
Barkley	21	11	197	52.4	9.38	1	4.8	1	4.8	56t	1/7	80.9
Beasley	1	1	20	100.0	20.00	1	100.0	0	0.0	20t	0/0	158.3
J. Johnson	1	1	13	100.0	13.00	0	0.0	0	0.0	13	0/0	118.8
McKenzie	1	1	12	100.0	12.00	1	100.0	0	0.0	12t	0/0	156.3
TEAM	596	410	4786	68.8	8.03	40	6.7	11	1.8	56t	27/166	107.6
OPPONENTS	573	369	3946	64.4	6.89	23	4.0	15	2.6	69t	38/220	86.9



# HOME/AWAY RECORD

## HOME RECORD

Year	W	L	T	Pct.
1960	3	4	0	.429
1961	2	5	0	.286
1962	3	3	1	.500
1963	4	2	1	.643
1964	6	1	0	.857
1965	5	2	0	.714
1966	4	2	1	.643
1967	2	5	0	.286
1968	1	6	0	.143
1969	4	3	0	.571
1970	1	6	0	.143
1971	1	6	0	.143
1972	2	4	1	.357
1973	5	2	0	.714
1974	5	2	0	.714
1975	3	4	0	.429
1976	1	6	0	.143
1977	1	6	0	.143
1978	4	4	0	.500
1979	3	5	0	.375
1980	6	2	0	.750
1981	7	1	0	.875
1982	4	1	0	.800
1983	3	5	0	.375
1984	2	6	0	.250
1985	2	6	0	.250
1986	3	5	0	.375
1987	4	4	0	.500
1988	8	0	0	1.000
1989	6	2	0	.750
1990	8	0	0	1.000
1991	7	1	0	.875
1992	6	2	0	.750
1993	6	2	0	.750
1994	4	4	0	.500
1995	6	2	0	.750
1996	7	1	0	.875
1997	4	4	0	.500
1998	6	2	0	.750
1999	6	2	0	.750
2000	5	3	0	.625
2001	1	7	0	.125
2002	5	3	0	.625
2003	4	4	0	.500
2004	5	3	0	.625
2005	4	4	0	.500
2006	4	4	0	.500
2007	4	4	0	.500
2008	3	5	0	.375
2009	3	5	0	.375
2010	2	6	0	.250
2011	5	3	0	.625
2012	4	4	0	.500
2013	4	4	0	.500
2014	5	3	0	.625
2015	5	3	0	.625
2016	4	4	0	.500
2017	6	2	0	.750
2018	4	4	0	.500
2019	4	4	0	.500
2020	7	1	0	.875
<b>Totals</b>	<b>247</b>	<b>208</b>	<b>4</b>	<b>.543</b>

## ROAD RECORD

Year	W	L	T	Pct.
1960	2	4	1	.357
1961	4	3	0	.571
1962	4	3	0	.571
1963	3	4	0	.429
1964	6	1	0	.857
1965	5	1	1	.786
1966	5	2	0	.714
1967	2	5	0	.286
1968	0	6	1	.071
1969	0	7	0	.000
1970	2	4	1	.357
1971	0	7	0	.000
1972	2	5	0	.286
1973	4	3	0	.571
1974	4	3	0	.571
1975	5	2	0	.714
1976	1	6	0	.143
1977	2	5	0	.286
1978	1	7	0	.125
1979	4	4	0	.500
1980	5	3	0	.625
1981	3	5	0	.375
1982	0	4	0	.000
1983	5	3	0	.625
1984	0	8	0	.000
1985	0	8	0	.000
1986	1	7	0	.125
1987	3	4	0	.429
1988	4	4	0	.500
1989	3	5	0	.375
1990	5	3	0	.625
1991	6	2	0	.750
1992	5	3	0	.625
1993	6	2	0	.750
1994	3	5	0	.375
1995	4	4	0	.500
1996	3	5	0	.375
1997	2	6	0	.250
1998	4	4	0	.500
1999	5	3	0	.625
2000	3	5	0	.375
2001	2	6	0	.250
2002	3	5	0	.375
2003	2	6	0	.250
2004	4	4	0	.500
2005	1	7	0	.125
2006	3	5	0	.375
2007	3	5	0	.375
2008	4	4	0	.500
2009	3	5	0	.375
2010	2	6	0	.250
2011	1	7	0	.125
2012	2	6	0	.250
2013	2	6	0	.250
2014	4	4	0	.500
2015	3	5	0	.375
2016	3	5	0	.375
2017	3	5	0	.375
2018	2	6	0	.250
2019	6	2	0	.750
2020	6	2	0	.750
<b>Totals</b>	<b>185</b>	<b>280</b>	<b>4</b>	<b>.397</b>



# OFFENSE YEAR-BY-YEAR

YEAR	PLAYS	1ST DOWNS	RSH. YDS	PASS YDS	NET YARDS	POINTS
1960	909	211	1,211	2,689	3,900	296
1961	940	243	1,606	2,344	3,950	294
1962	875	238	2,480	1,984	4,464	309
1963	945	272	1,838	3,080	4,918	304
1964	924	255	2,040	3,166	5,206	400
1965	882	206	1,288	2,461	3,749	313
1966	944	255	1,892	2,856	4,748	358
1967	850	203	1,271	2,317	3,588	237
1968	844	159	1,527	1,343	2,870	199
1969	868	224	1,522	2,345	3,867	230
1970	822	203	1,465	2,430	3,895	204
1971	770	185	1,337/24th	1,989/18th	3,326/25th	184
1972	877	221	2,132/6th	1,601/24th	3,733/18th	257
1973	849	219	3,088/1st**	997/26th	4,085/10th	259
1974	829	220	2,094/9th	1,492/25th	3,586/23rd	264
1975	964	318	2,974/1st	2,493/8th	5,467/1st	420
1976	964	250	2,566/3rd	1,838/18th	4,404/12th	245
1977	944	246	1,861/18th	2,530/1st	4,391/8th	160
1978	974	274	2,381/10th	2,249/20th	4,630/20th	302
1979	982	252	1,621/28th	3,216/9th	4,837/21st	268
1980	1,084	317	2,222/8th	2,750/23rd	4,972/18th	320
1981	1,043	315	2,125/13th	3,515/9th	5,640/8th	311
1982	604	180	1,371/1st	1,556/20th	2,927/11th	150
1983	1,023	309	1,736/24th	3,087/18th	4,823/25th	283
1984	1,046	263	1,643/26th	2,698/25th	4,341/27th	250
1985	971	256	1,611/24th	2,984/21st	4,595/25th	200
1986	963	291	1,654/21st	3,363/15th	5,017/19th	287
1987	1,018	294	1,840/17th	2,901/18th	4,741/16th	270
1988	1,012	313	2,133/7th	3,182/15th	5,315/12th	329
1989	1,045	334	2,264/3rd	3,589/8th	5,853/5th	409
1990	931	302	2,080/7th	3,196/10th	5,276/6th	428
1991	1,056**	359	2,381/1st	3,871/4th	6,252/1st**	458
1992	1,087	350	2,436/1st	3,457/6th	5,893/2nd	381
1993	1,078	316	1,943/8th	3,317/11th	5,260/6th	329
1994	1,066	319	1,831/8th	3,413/10th	5,244/10th	340
1995	1,059	302	1,993/6th	3,124/21st	5,117/20th	350
1996	1,094**	294	1,901/7th	3,218/10th	5,119/10th	319
1997	1,014	268	1,782/14th	2,875/25th	4,657/25th	255
1998	1,033	319	2,161/3rd	3,380/12th	5,541/6th	400
1999	1,059	313	2,040/8th	3,293/20th (T)	5,333/11th	320
2000	1,080	309	1,922/9th	3,576/13th	5,498/11th	315
2001	1,009	287	1,686/22nd	3,451/12th	5,137/13th	265
2002	1,054	355	1,596/24th	3,995/5th**	5,591/11th	379
2003	980	268	1,664/21st	2,684/28th	4,348/30th	243
2004	982	271	1,874/13th	2,817/27th	4,691/25th	395
2005	930	259	1,607/20th	2,515/29th	4,122/28th	271
2006	898	234	1,552/27th	2,719/28th	4,271/30th	300
2007	919	248	1,800/15th	2,634/23rd	4,434/30th	252
2008	956	287	1,842/14th	3,040/22nd	4,882/25th	336
2009	911	233	1,867/16th	2,515/30th	4,382/30th	258
2010	954	263	1,720/18th	3,158/24th	4,878/25th	283
2011	992	313	1,921/13th	3,703/15th	5,624/14th	372
2012	983	301	2,217/6th	3,269/25th	5,486/19th	344
2013	1,116	301	2,307/2nd	3,103/28th	5,410/19th	339
2014	1,020	273	1,482/25th	3,614/18th	5,096/26th	343
2015	1,016	297	2,432/1st	3,600/27th	6,032/11th	379
2016	1,012	328	2,630/1st	3,250/30th	5,880/16th	399
2017	1,010	278	2,017/6th	2,825/31st	4,842/29th	302
2018	1,008	283	1,984/9th	3,082/31st	4,778/30th	269
2019	1,018	314	2,054/8th	3,476/26th	5,228/24th	314
2020	1,034	397	1,723/20th	4,786/3rd	6,343/2nd (T)	501

\*\*Team Record (non-strike years)



# DEFENSE YEAR-BY-YEAR

YEAR	FIRST	RUSH	PASS	NET	TOTAL
1960	225	1,393	2,461	3,854	303
1961	200	1,377	2,887	4,264	342
1962	229	1,687	2,742	4,429	272
1963	**224	1,217	2,856	4,073	291
1964	206	913**	2,965	3,878	242
1965	226	1,114	3,170	4,284	226
1966	192	1,051	3,058	4,109	255
1967	201	1,622	1,825	3,447	285
1968	210	2,021	2,204	4,225	367
1969	236	1,858	2,476	4,334	359
1970	213	1,718	2,088	3,806	337
1971	250	2,496	2,108	4,604	394
1972	249	2,241	1,951	4,192	377
1973	231	1,797	2,118	3,915	230
1974	219	1,878	1,611	3,489	244
1975	300	1,993	3,080	5,073	355
1976	261	2,465	2,265	4,730	363
1977	260	2,405	2,048	4,453	313
1978	305	3,228	1,960	5,188	354
1979	273	2,481	2,530	5,011	279
1980	251	1,819	2,282	4,101	260
1981	298	2,075	2,870	4,945	276
1982	151	1,034	1,300	2,334	154
1983	332	2,503	3,306	5,809	351
1984	345	2,106	3,476	5,582	454
1985	320	2,462	3,078	5,540	381
1986	334	1,721	3,802	5,523	348
1987	297	2,052	2,854	4,906	305
1988	299	1,854	2,724	4,578	237
1989	299	1,840	3,206	5,046	317
1990	288	1,808	2,799	4,607	263
1991	335	2,044	3,414	5,458	318
1992	278	1,395	3,209	4,604	283
1993	331	1,921	3,633	5,554	242
1994	294	1,515	3,660	5,175	356
1995	287	1,626	3,502	5,128	335
1996	284	1,669	3,068	4,737	266
1997	265	1,792	3,061	4,853	367
1998	283	1,493	3,198	4,691	333
1999	244	1,370	2,675	4,045	229
2000	252	1,559	2,867	4,426	350
2001	302	2,133	3,159	5,292	420
2002	303	2,122	3,067	5,189	397
2003	270	1,606	2,707	4,313	279
2004	258	1,604	2,624	4,228	284
2005	343	2,205	3,291	5,496	367
2006	298	2,254	3,019	5,273	311
2007	322	1,993	3,814	5,807	354
2008	293	1,946	3,271	5,217	342
2009	310	2,501	2,948	5,449	326
2010	335	2,714	3,072	5,786	425
2011	340	2,224	3,714	5,938	434
2012	349	2,333	3,473	5,806	435
2013	308	2,063	3,271	5,334	308
2014	302	1,703	3,292	4,995	302
2015	321	1,730	3,972	5,702	359
2016	338	2,130	3,835	5,965	378
2017	348	1,994	3,688	5,682	359
2018	293	1,860	2,867	4,706	374
2019	295	1,649	3,421	4,772	259
2020	397	1,914	3,726	5,640	375



# YEAR-BY-YEAR RUSHING LEADERS

YEAR	PLAYER	NO.	YARDS	AVERAGE	LONG	TDS
1960	Wray Carlton	137	533	3.9	54t	7
1961	Art Baker	152	498	3.3	35	3
1962	Cookie Gilchrist	214	1,096	5.1	44	13
1963	Cookie Gilchrist	232	979	4.2	32	12
1964	Cookie Gilchrist	230	981	4.3	67	6
1965	Wray Carlton	156	592	3.8	80t	6
1966	Bobby Burnett	187	766	4.1	32	4
1967	Keith Lincoln	159	601	3.8	28	4
1968	Max Anderson	147	525	3.6	45	2
1969	O.J. Simpson	181	697	3.9	32t	2
1970	O.J. Simpson	120	488	4.1	56t	5
1971	O.J. Simpson	183	742	4.1	46t	5
1972	O.J. Simpson	292	1,251	4.3	94t	6
1973	O.J. Simpson	332	2,003	6.0	80t	12
1974	O.J. Simpson	270	1,125	4.2	41	3
1975	O.J. Simpson	329	1,817	5.5	88t	16
1976	O.J. Simpson	290	1,503	5.2	75t	8
1977	O.J. Simpson	126	557	4.4	39	0
1978	Terry Miller	238	1,060	4.5	60t	7
1979	Curtis Brown	172	574	3.3	25	1
1980	Joe Cribbs	306	1,185	3.9	48	11
1981	Joe Cribbs	257	1,097	4.3	35	3
1982	Joe Cribbs	134	633	4.7	62t	3
1983	Joe Cribbs	263	1,131	4.3	45	3
1984	Greg Bell	262	1,100	4.2	85t	7
1985	Greg Bell	223	883	4.0	77t	8
1986	Robb Riddick	150	632	4.2	41t	4
1987	Ronnie Harmon	116	485	4.2	21	2
1988	Thurman Thomas	207	881	4.3	37t	2
1989	Thurman Thomas	298	1,244	4.2	38	6
1990	Thurman Thomas	271	1,297	4.8	80t	11
1991	Thurman Thomas	288	1,407	4.9	33	7
1992	Thurman Thomas	312	1,487	4.8	44	9
1993	Thurman Thomas	355	1,315	3.7	27	6
1994	Thurman Thomas	287	1,093	3.8	29	7
1995	Thurman Thomas	267	1,005	3.8	49	6
1996	Thurman Thomas	281	1,033	3.7	36	8
1997	Antowain Smith	194	840	4.3	56t	8
1998	Antowain Smith	300	1,124	3.7	30	8
1999	Jonathan Linton	205	695	3.4	18	5
2000	Shawn Bryson	161	591	3.7	24	0
2001	Travis Henry	213	729	3.4	25	4
2002	Travis Henry	325	1,438	4.4	34	13
2003	Travis Henry	331	1,356	4.1	64	10
2004	Willis McGahee	284	1,128	4.0	41	13
2005	Willis McGahee	325	1,247	3.8	27	5
2006	Willis McGahee	259	990	3.8	57t	6
2007	Marshawn Lynch	280	1,115	4.0	56t	7
2008	Marshawn Lynch	250	1,036	4.1	50	8
2009	Fred Jackson	237	1,062	4.5	43	2
2010	Fred Jackson	222	927	4.2	39	5
2011	Fred Jackson	170	934	5.5	80t	6
2012	C.J. Spiller	207	1,244	6.0	62t	6
2013	Fred Jackson	206	890	4.3	59	9
2014	Fred Jackson	141	525	3.7	38	2
2015	LeSean McCoy	203	895	4.4	48	3
2016	LeSean McCoy	234	1,267	5.4	75t	13
2017	LeSean McCoy	287	1,138	4.0	48t	6
2018	Josh Allen	89	631	7.1	45	8
2019	Devin Singletary	151	775	5.1	38	2
2020	Devin Singletary	156	687	4.4	51	2



# YEAR-BY-YEAR RECEIVING LEADERS

YEAR	PLAYER	NO.	YARDS	AVERAGE	LONG	TDS
1960	Tom Rychlec	45	590	13.1	36	0
1961	Glenn Bass	50	765	15.3	76t	3
1962	Ernie Warlick	35	482	13.8	25	2
1963	Bill Miller	69	860	12.5	36	3
1964	Glenn Bass	43	897	20.9	94t	7
1965	Bo Roberson	31	483	15.6	74t	3
1966	Elbert Dubenion	50	747	14.9	46	2
1967	Keith Lincoln	41	558	13.6	60t	5
1968	Haven Moses	42	633	15.1	55t	2
1969	Haven Moses	39	752	19.3	55t	5
1970	Marlin Briscoe	57	1,036	18.2	48	8
1971	Marlin Briscoe	44	603	13.7	75t	5
1972	J.D. Hill	52	754	14.5	58t	5
1973	Bob Chandler	30	427	14.2	37t	3
1974	Ahmad Rashad	36	433	12.0	29	4
1975	Bob Chandler	55	746	13.6	35	6
1976	Bob Chandler	61	824	13.5	58t	10
1977	Bob Chandler	60	745	12.4	31	4
1978	Bob Chandler	44	581	13.2	44	5
1979	Frank Lewis	54	1,082	20.0	55	2
1980	Jerry Butler	57	832	14.6	69	6
1981	Frank Lewis	70	1,244	17.8	33	4
1982	Frank Lewis	28	443	15.8	39	2
1983	Joe Cribbs	57	524	9.2	33t	7
1984	Byron Franklin	69	862	12.5	64t	4
1985	Greg Bell	58	576	9.9	49	1
1986	Andre Reed	53	739	13.9	55t	7
1987	Andre Reed	57	752	13.2	40	5
1988	Andre Reed	71	968	13.6	65t	6
1989	Andre Reed	88	1,312	14.9	78t	9
1990	Andre Reed	71	945	13.3	56t	8
1991	Andre Reed	81	1,113	13.7	55	10
1992	Andre Reed	65	913	14.0	51	3
1993	Pete Metzelaars	68	609	9.0	51	4
1994	Andre Reed	90	1,303	14.5	83t	8
1995	Bill Brooks	53	763	14.4	51t	11
1996	Andre Reed	66	1,036	15.7	67t	6
1997	Andre Reed	60	880	14.7	77t	5
1998	Eric Moulds	67	1,368	20.4	84t	9
1999	Eric Moulds	65	994	15.3	54t	7
2000	Eric Moulds	94	1,326	14.1	52	5
2001	Larry Centers	80	620	7.8	26	2
2002	Eric Moulds	100	1,292	12.9	70t	10
2003	Eric Moulds	64	780	12.2	49	1
2004	Eric Moulds	88	1,043	11.9	49	5
2005	Eric Moulds	81	816	10.1	55t	4
2006	Lee Evans	82	1,292	15.8	83t	8
2007	Lee Evans	55	849	15.4	85t	5
2008	Lee Evans	63	1,017	16.1	87t	3
2009	Terrell Owens	55	829	15.1	98t	5
2010	Stevie Johnson	82	1,073	13.1	45	10
2011	Stevie Johnson	76	1,004	13.2	55	7
2012	Stevie Johnson	79	1,046	13.2	63	6
2013	Scott Chandler	53	655	12.4	33	2
2014	Fred Jackson	66	501	7.6	34	1
2015	Sammy Watkins	60	1,047	17.5	63	9
2016	Charles Clay	57	552	9.7	40t	4
2017	LeSean McCoy	59	448	7.6	39	2
2018	Zay Jones	56	652	11.6	57	7
2019	John Brown	72	1,060	14.7	53	6
2020	Stefon Diggs	127	1,535	12.1	55	8



# YEAR-BY-YEAR PASSING LEADERS

YEAR	PLAYER	ATT.	COMP.	YARDS	INT.	LONG	TDS	PCT.
1960	John Green	228	89	1,267	10	70†	10	.390
1961	M.C. Reynolds	181	83	1,004	13	52	2	.459
1962	Warren Rabb	177	67	1,196	14	76†	10	.378
1963	Jack Kemp	384	194	2,914	20	89†	13	.505
1964	Jack Kemp	269	119	2,285	26	94†	13	.442
1965	Jack Kemp	391	179	2,368	18	78†	10	.458
1966	Jack Kemp	389	166	2,451	16	55	11	.427
1967	Jack Kemp	369	161	2,503	26	63†	14	.436
1968	Dan Darragh	215	92	917	14	41	3	.428
1969	Jack Kemp	344	170	1,981	22	55†	13	.494
1970	Dennis Shaw	321	178	2,507	20	48	10	.555
1971	Dennis Shaw	291	149	1,813	26	75†	11	.512
1972	Dennis Shaw	258	136	1,666	17	58†	14	.527
1973	Joe Ferguson	164	73	939	10	42	4	.445
1974	Joe Ferguson	232	119	1,588	12	55†	12	.513
1975	Joe Ferguson	321	169	2,426	17	77†	25	.526
1976	Joe Ferguson	151	74	1,086	1	58†	9	.490
1977	Joe Ferguson	457	221	2,803	24	42	12	.484
1978	Joe Ferguson	330	175	2,136	15	92†	16	.530
1979	Joe Ferguson	458	238	3,572	15	84†	14	.520
1980	Joe Ferguson	439	251	2,805	18	69	20	.572
1981	Joe Ferguson	498	252	3,652	20	67†	24	.506
1982	Joe Ferguson	264	144	1,597	16	47	7	.546
1983	Joe Ferguson	508	281	2,995	25	43†	26	.553
1984	Joe Ferguson	344	191	1,991	17	68†	12	.555
1985	Vince Ferragamo	287	149	1,677	17	48	5	.519
1986	Jim Kelly	480	285	3,593	17	84†	22	.594
1987	Jim Kelly	419	250	2,798	11	47	19	.597
1988	Jim Kelly	452	269	3,380	17	66†	15	.595
1989	Jim Kelly	391	228	3,130	18	78†	25	.583
1990	Jim Kelly	346	219	2,829	9	71	24	.633
1991	Jim Kelly	474	304	3,844	17	77†	33	.641
1992	Jim Kelly	462	269	3,457	19	65†	23	.582
1993	Jim Kelly	470	288	3,382	18	65†	18	.613
1994	Jim Kelly	448	285	3,114	17	83†	22	.636
1995	Jim Kelly	458	255	3,130	13	77†	22	.557
1996	Jim Kelly	379	222	2,810	19	67†	14	.586
1997	Todd Collins	391	215	2,367	13	77†	12	.550
1998	Doug Flutie	354	202	2,711	11	84†	20	.571
1999	Doug Flutie	478	264	3,171	16	54†	19	.552
2000	Rob Johnson	306	175	2,125	7	74†	12	.572
2001	Alex Van Pelt	307	178	2,056	11	80†	12	.580
2002	Drew Bledsoe	610	375	4,359	15	73†	24	.615
2003	Drew Bledsoe	471	274	2,860	12	54	11	.582
2004	Drew Bledsoe	448	256	2,932	16	69	20	.571
2005	Kelly Holcomb	230	155	1,509	8	65	10	.673
2006	JP Losman	429	268	3,051	14	83†	19	.625
2007	Trent Edwards	269	151	1,630	8	70†	7	.561
2008	Trent Edwards	374	245	2,699	10	65	11	.655
2009	Ryan Fitzpatrick	227	127	1,422	10	98†	9	.559
2010	Ryan Fitzpatrick	441	255	3,000	15	65†	23	.520
2011	Ryan Fitzpatrick	569	353	3,832	23	60	24	.620
2012	Ryan Fitzpatrick	505	306	3,400	16	68	24	.606
2013	EJ Manuel	306	180	1,972	9	45	11	.588
2014	Kyle Orton	447	287	3,018	10	84	18	.642
2015	Tyrod Taylor	380	242	3,035	6	63	20	.636
2016	Tyrod Taylor	436	269	3,023	6	84†	17	.617
2017	Tyrod Taylor	420	263	2,799	4	47	14	.626
2018	Josh Allen	320	169	2,074	12	75	10	.528
2019	Josh Allen	461	271	3,089	9	53	20	.588
2020	Josh Allen	572	396	4,544	10	55	37	.69.2



# YEAR-BY-YEAR SCORING LEADERS

YEAR	PLAYER	TDS	PATS	FGS	POINTS
1960	Wray Carlton, RB	11	0/0	0/0	66
1961	Elbert Dubenion, WR	8	0/0	0/0	48
1962	Cookie Gilchrist, RB	15	14/17	8/20	128
1963	Cookie Gilchrist, RB	14	0/0	0/0	84
1964	Pete Gogolak, K	0	45/46	19/29	102
1965	Pete Gogolak, K	0	31/31	28/46	115
1966	Booth Lusteg, K	0	41/42	19/38	98
1967	Mike Mercer, K	0	25/25	16/27	73
1968	Bruce Alford, K	0	15/15	14/24	57
1969	Bruce Alford, K	0	23/24	17/26	74
1970	Grant Guthrie, K	0	24/25	10/19	54
1971	John Leypoldt, K	0	12/12	9/15	39
1972	John Leypoldt, K	0	29/30	16/24	77
1973	John Leypoldt, K	0	27/27	21/30	90
1974	John Leypoldt, K	0	25/29	19/33	82
1975	O.J. Simpson, RB	23	0/0	0/0	138
1976	Bob Chandler, WR	10	0/1	0/0	60
1977	Carson Long, K	0	13/14	7/11	34
1978	Tom Dempsey, K	0	36/39	10/13	66
1979	Nick Mike-Mayer, K	0	17/18	20/29	77
1980	Nick Mike-Mayer, K	0	37/39	13/23	76
1981	Nick Mike-Mayer, K	0	37/37	14/24	79
1982	Efren Herrera, K	0	11/12	8/14	35
1983	Joe Danelo, K	0	33/35	10/20	63
1984	Greg Bell, RB	8	0/0	0/0	48
1985	Scott Norwood, K	0	23/23	13/17	62
1986	Scott Norwood, K	0	32/34	17/27	83
1987	Scott Norwood, K	0	31/31	10/15	61
1988	Scott Norwood, K	0	33/33	32/37	129
1989	Scott Norwood, K	0	46/47	23/30	115
1990	Scott Norwood, K	0	50/52	20/29	110
1991	Scott Norwood, K	0	56/58	18/29	110
1992	Steve Christie, K	0	43/44	24/30	115
1993	Steve Christie, K	0	36/37	23/32	105
1994	Steve Christie, K	0	38/38	24/28	110
1995	Steve Christie, K	0	33/35	31/40	126
1996	Steve Christie, K	0	33/33	24/29	105
1997	Steve Christie, K	0	21/21	24/30	93
1998	Steve Christie, K	0	41/41	33/41	140
1999	Steve Christie, K	0	33/33	25/34	108
2000	Steve Christie, K	0	31/31	26/35	109
2001	Jake Ariens, K	0	16/17	12/21	52
2002	Mike Hollis, K	0	40/40	25/33	115
2003	Rian Lindell, K	0	24/24	17/24	75
2004	Rian Lindell, K	0	45/45	24/28	117
2005	Rian Lindell, K	0	26/26	29/35	113
2006	Rian Lindell, K	0	33/33	23/25	102
2007	Rian Lindell, K	0	24/24	24/27	96
2008	Rian Lindell, K	0	34/34	30/38	124
2009	Rian Lindell, K	0	24/24	28/33	108
2010	Rian Lindell, K	0	31/32	16/21	79
2011	Rian Lindell, K	0	25/25	13/15	64
2012	Rian Lindell, K	0	39/39	21/24	102
2013	Dan Carpenter, K	0	32/32	33/36	131
2014	Dan Carpenter, K	0	31/32	34/38	133
2015	Dan Carpenter, K	0	34/40	23/27	103
2016	Dan Carpenter, K	0	40/45	19/25	97
2017	Stephen Hauschka, K	0	29/29	29/33	116
2018	Stephen Hauschka, K	0	25/26	22/28	91
2019	Stephen Hauschka, K	0	30/32	22/28	96
2020	Tyler Bass, K	0	57/59	28/34	141



# YEAR-BY-YEAR PUNTING LEADERS

YEAR	PLAYER	NO.	YARDS	AVG	LONG	BLK
1960	Billy Atkins	89	3,468	39.0	58	0
1961	Billy Atkins	84	3,783	45.0	70	1
1962	Wayne Crow	76	2,946	38.8	59	1
1963	Darryle Lamonica	52	2,086	40.1	57	1
1964	Paul Maguire	65	2,777	42.7	64	0
1965	Paul Maguire	80	3,437	43.0	68	0
1966	Paul Maguire	69	2,841	41.2	61	0
1967	Paul Maguire	77	3,320	43.1	64	0
1968	Paul Maguire	100	4,175	41.8	61	1
1969	Paul Maguire	78	3,471	44.5	78	1
1970	Paul Maguire	83	3,228	38.9	58	1
1971	Spike Jones	72	2,966	41.2	62	1
1972	Spike Jones	80	3,104	38.8	67	1
1973	Spike Jones	66	2,660	40.3	62	0
1974	Marv Bateman	34	1,494	43.9	66	0
1975	Marv Bateman	61	2,536	41.6	74	2
1976	Marv Bateman	86	3,678	42.8	78	1
1977	Marv Bateman	81	3,229	39.9	75	2
1978	Rusty Jackson	87	3,373	38.8	70	2
1979	Rusty Jackson	96	3,671	38.2	60	0
1980	Greg Cater	73	2,828	38.7	61	1
1981	Greg Cater	80	3,175	39.7	71	0
1982	Greg Cater	35	1,328	37.9	61	0
1983	Greg Cater	89	3,533	39.7	60	0
1984	John Kidd	88	3,696	42.0	63	2
1985	John Kidd	92	3,818	41.5	67	0
1986	John Kidd	75	3,031	40.4	57	0
1987	John Kidd	64	2,495	39.0	67	0
1988	John Kidd	62	2,451	39.5	60	0
1989	John Kidd	65	2,564	39.4	60	2
1990	Rick Tuten	53	2,107	39.8	55	0
1991	Chris Mohr	54	2,085	38.6	58	0
1992	Chris Mohr	60	2,531	42.2	61	0
1993	Chris Mohr	74	2,991	40.4	58	0
1994	Chris Mohr	67	2,799	41.8	71	0
1995	Chris Mohr	86	3,473	40.4	60	0
1996	Chris Mohr	101	4,194	41.5	80	0
1997	Chris Mohr	90	3,764	41.8	59	1
1998	Chris Mohr	69	2,882	41.8	57	0
1999	Chris Mohr	73	2,840	38.9	60	0
2000	Chris Mohr	95	3,661	38.5	57	1
2001	Brian Moorman	80	3,262	40.8	66	0
2002	Brian Moorman	66	2,844	43.1	84	1
2003	Brian Moorman	85	3,788	44.6	71	0
2004	Brian Moorman	77	3,325	43.2	80	0
2005	Brian Moorman	71	3,242	45.7	68	0
2006	Brian Moorman	92	4,012	43.6	66	0
2007	Brian Moorman	81	3,302	40.8	75	0
2008	Brian Moorman	58	2,557	44.1	63	0
2009	Brian Moorman	90	4,192	46.6	73	0
2010	Brian Moorman	75	3,181	42.4	61	0
2011	Brian Moorman	72	3,472	48.2	66	1
2012	Shawn Powell	65	2,860	44	62	0
2013	Brian Moorman	61	2,511	41.2	62	0
2014	Colton Schmidt	86	3,692	42.9	67	0
2015	Colton Schmidt	86	3,802	46.4	65	0
2016	Colton Schmidt	75	3,183	42.4	58	0
2017	Colton Schmidt	79	3,529	44.7	60	0
2018	Corey Bojorquez	45	2,208	45.1	60	1
2019	Corey Bojorquez	79	3,313	41.9	67	1
2020	Corey Bojorquez	41	2,082	50.8	72	0



# YEAR-BY-YEAR PUNT RETURN LEADERS

YEAR	PLAYER	NO.	FC	YARDS	AVG.	LONG	TDS
1960	Joe Kulbacki	12	13	100	8.3	33	0
1961	Glenn Bass	8	17	75	9.4	32	0
1962	Willie West	15	3	124	8.3	45	0
1963	Ray Abruzzese	17	8	152	8.9	32	0
1964	Hagood Clarke	33	3	317	9.6	53t	1
1965	George Byrd	22	4	220	10.0	30	0
1966	Ed Rutkowski	18	4	209	11.6	73t	1
1967	George Byrd	30	5	142	4.7	19	0
1968	Hagood Clarke	29	2	241	8.3	82t	1
1969	Max Anderson	19	4	142	7.5	30	0
1970	Tommy Pharr	23	4	184	8.0	54	0
1971	Ike Hill	14	2	133	9.5	68t	1
1972	Alvin Wyatt	11	5	85	7.7	27	0
1973	Donnie Walker	25	4	210	8.4	23	0
1974	Donnie Walker	43	2	384	8.9	52	0
1975	Gary Hayman	25	8	216	8.6	30	0
1976	Keith Moody	16	8	166	10.4	67t	1
1977	Keith Moody	15	6	196	13.1	91t	1
1978	Keith Moody	19	5	240	12.6	82t	1
1979	Keith Moody	38	10	318	8.4	32	0
1980	Joe Cirbbs	29	7	154	5.3	16	0
1981	Roland Hooks	17	2	142	8.4	25	0
1982	Mike Mosley	11	6	61	5.5	16	0
1983	Robb Riddick	42	5	241	5.7	24	0
1984	Don Wilson	33	8	297	9.0	65t	1
1985	Don Wilson	16	5	161	10.1	30	0
1986	Ron Pitts	18	11	194	10.8	49t	1
1987	Ron Pitts	23	12	149	6.5	19	0
1988	Flip Johnson	16	3	72	4.5	16	0
1989	Mickey Sutton	26	9	231	8.9	26	0
1990	Al Edwards	14	5	92	6.6	16	0
1991	Clifford Hicks	12	7	203	16.9	59	0
1992	Clifford Hicks	29	6	289	10.0	42	0
1993	Russell Copeland	31	7	274	8.8	47t	1
1994	Jeff Burris	32	6	332	10.4	57	0
1995	Jeff Burris	20	1	229	11.5	40	0
1996	Jeff Burris	27	7	286	10.6	45	0
1997	Jeff Burris	21	8	198	9.4	32	0
1998	Kevin Williams	37	11	369	10.0	73	0
1999	Kevin Williams	33	17	331	10.0	27	0
2000	Chris Watson	33	18	163	4.9	20	0
2001	Peerless Price	19	8	110	5.8	24	0
2002	Charlie Rogers	26	11	137	5.3	16	0
2003	Nate Clements	14	11	137	9.8	35	0
2004	Nate Clements	35	10	327	9.3	86t	1
2005	Roscoe Parrish	14	9	186	13.3	43	0
2006	Roscoe Parrish	32	9	364	11.4	82t	1
2007	Roscoe Parrish	27	2	440	16.3	74t	1
2008	Roscoe Parrish	21	10	322	15.3	63t	1
2009	Roscoe Parrish	24	13	133	5.5	31	0
2010	Roscoe Parrish	12	7	131	10.9	33	0
2011	C.J. Spiller	13	8	127	9.8	45	0
2012	Leodis McKelvin	3	14	431	18.7	88t	2
2013	Leodis McKelvin	32	13	180	5.6	21	0
2014	Leodis McKelvin	21	8	183	8.7	24	0
2015	Marcus Thigpen	18	9	118	6.6	16	0
2016	Brandon Tate	26	14	301	11.6	43	0
2017	Brandon Tate	20	6	193	9.7	40	0
2018	Isaiah McKenzie	14	3	87	6.2	21	0
2019	Andre Roberts	28	15	223	8.0	22	0
2020	Andre Roberts	29	12	286	9.9	38	0



# YEAR-BY-YEAR KICK RETURN LEADERS

YEAR	PLAYER	NO.	YARDS	AVG.	LONG	TDS
1960	Joe Kulbacki	13	226	17.4	25	0
1961	Elbert Dubenion	16	329	20.6	33	0
1962	Willie Jones	14	287	20.5	27	0
1963	Ed Rutkowski	13	396	30.5	65	0
1964	Ed Rutkowski	21	498	23.7	57	0
1965	Charley Warner	32	825	25.8	102†	2
1966	Charley Warner	33	846	25.6	95†	1
1967	Charley Bevins	16	380	23.8	55	0
1968	Max Anderson	39	971	24.9	100†	1
1969	Bubba Thornton	30	749	25.0	58	0
1970	Glenn Alexander	12	204	17.0	30	0
1971	Alvin Wyatt	30	762	25.4	39	0
1972	Alvin Wyatt	17	432	25.4	43	0
1973	Wallace Francis	23	687	29.9	101†	2
1974	Wallace Francis	37	947	25.6	74	0
1975	Vic Washington	35	923	26.4	59	0
1976	Keith Moody	26	605	23.3	41	0
1977	Keith Moody	30	636	21.2	45	0
1978	Curtis Brown	17	428	25.2	102†	1
1979	Keith Moody	27	556	20.6	35	0
1980	Terry Miller	16	303	18.9	43	0
1981	Byron Franklin	21	436	20.8	33	0
1982	Mike Mosley	18	487	27.1	66	0
1983	Van Williams	22	494	22.5	60	0
1984	Van Williams	39	820	21.0	65	0
1985	Don Wilson	22	465	21.1	37	0
1986	Ronnie Harmon	18	321	17.8	32	0
1987	Steve Tasker	11	197	17.9	39	0
1988	Erroll Tucker	15	310	20.7	30	0
1989	Ronnie Harmon	18	409	22.7	49	0
1990	Don Smith	32	643	20.1	38	0
1991	Al Edwards	31	623	20.1	91†	1
1992	Ken Davis	14	251	17.9	35	0
1993	Russell Copeland	24	436	18.2	28	0
1994	Yonel Jourdain	27	601	22.3	42	0
1995	Darick Holmes	39	799	20.5	42	0
1996	Eric Moulds	52	1,205	23.2	97†	1
1997	Eric Moulds	43	921	21.4	53	0
1998	Kevin Williams	47	1,059	22.5	46	0
1999	Kevin Williams	42	840	20.0	62	0
2000	Chris Watson	44	894	20.3	37	0
2001	Nate Clements	30	628	20.9	37	0
2002	Charlie Rogers	64	1,280	20.0	90†	1
2003	Antonio Brown	48	1,046	21.8	75	0
2004	Terrence McGee	52	1,370	26.3	104†	3
2005	Terrence McGee	46	1,391	30.2	99†	1
2006	Terrence McGee	52	1,355	26.1	88	0
2007	Terrence McGee	45	1,082	24.0	103†	1
2008	Leodis McKelvin	52	1,468	28.2	98†	1
2009	Fred Jackson	41	1,014	24.7	71	0
2010	C.J. Spiller	44	1,014	23.0	95†	1
2011	Brad Smith	15	282	18.8	28	0
2012	Leodis McKelvin	18	510	28.3	59	0
2013	Marquise Goodwin	16	351	21.9	28	0
2014	C.J. Spiller	10	306	30.6	102†	1
2015	Marcus Thigpen	17	328	19.3	31	0
2016	Brandon Tate	29	662	22.8	45	0
2017	Brandon Tate	28	548	19.6	29	0
2018	Marcus Murphy	13	324	24.9	49	0
2019	Andre Roberts	25	664	26.6	66	0
2020	Andre Roberts	32	961	30.0	60	0



# YEAR-BY-YEAR KICK SCORING LEADERS

YEAR	PLAYER	PATS	FGS	PCT.	LONG	POINTS
1960	Billy Atkins	27/33	6/13	.462	45	45
1961	Billy Atkins	29/31	2/6	.333	39	35
1962	Cookie Gilchrist	14/17	8/20	.400	42	38
1963	Mack Yoho	32/37	10/23	.434	41	62
1964	Pete Gogolak	45/46	19/29	.655	47	102
1965	Pete Gogolak	31/31	28/46	.609	47	115
1966	Booth Lusteg	41/42	19/38	.500	47	98
1967	Mike Mercer	25/25	16/27	.592	51	73
1968	Bruce Alford	15/15	14/24	.583	51	57
1969	Bruce Alford	23/24	17/26	.653	44	74
1970	Grant Guthrie	24/25	10/19	.526	52	54
1971	John Leyboldt	12/12	9/15	.600	48	39
1972	John Leyboldt	29/30	16/24	.667	48	77
1973	John Leyboldt	27/27	21/30	.700	50	90
1974	John Leyboldt	25/29	19/33	.576	47	82
1975	John Leyboldt	51/57	9/16	.563	45	78
1976	George Jakowenko	21/24	12/17	.706	49	57
1977	Carson Long	13/14	7/11	.636	45	34
1978	Tom Dempsey	36/39	10/13	.769	46	66
1979	Nick Mike-Mayer	17/18	20/29	.689	42	77
1980	Nick Mike-Mayer	37/39	13/23	.565	49	76
1981	Nick Mike-Mayer	37/37	14/24	.583	46	79
1982	Efren Herrera	11/12	8/14	.571	49	35
1983	Joe Danelo	33/35	10/20	.500	48	63
1984	Joe Danelo	17/17	8/16	.500	52	41
1985	Scott Norwood	23/23	13/17	.765	49	62
1986	Scott Norwood	32/34	17/27	.630	48	83
1987	Scott Norwood	31/31	10/15	.667	45	61
1988	Scott Norwood	33/33	32/37	.865	49	129
1989	Scott Norwood	46/47	23/30	.767	48	115
1990	Scott Norwood	50/52	20/29	.690	48	110
1991	Scott Norwood	56/58	18/29	.621	52	110
1992	Steve Christie	43/44	24/30	.800	54	115
1993	Steve Christie	36/37	23/32	.718	59	105
1994	Steve Christie	38/38	24/28	.857	52	110
1995	Steve Christie	33/35	31/40	.775	51	126
1996	Steve Christie	33/33	24/29	.828	48	105
1997	Steve Christie	21/21	24/30	.800	59	93
1998	Steve Christie	41/41	33/41	.805	52	140
1999	Steve Christie	33/33	25/34	.735	52	108
2000	Steve Christie	31/31	26/35	.743	48	109
2001	Jake Ariens	16/17	12/21	.571	49	52
2002	Mike Hollis	40/40	25/33	.758	54	115
2003	Rian Lindell	24/24	17/24	.708	44	75
2004	Rian Lindell	45/45	24/28	.857	43	117
2005	Rian Lindell	26/26	29/35	.829	53	113
2006	Rian Lindell	33/33	23/25	.920	53	102
2007	Rian Lindell	24/24	24/27	.889	52	96
2008	Rian Lindell	34/34	30/38	.789	53	124
2009	Rian Lindell	24/24	28/33	.848	56	108
2010	Rian Lindell	31/32	16/21	.762	51	79
2011	Rian Lindell	25/25	13/15	.867	49	64
	Dave Rayner	13/13	10/15	.667	56	43
2012	Rian Lindell	39/39	21/24	.875	50	102
2013	Dan Carpenter	32/32	33/36	.917	55	131
2014	Dan Carpenter	31/32	34/38	.895	58	133
2015	Dan Carpenter	34/40	23/27	.852	52	103
2016	Dan Carpenter	40/45	19/25	.760	54	97
2017	Stephen Hauschka	29/29	29/33	.879	56	116
2018	Stephen Hauschka	25/26	22/28	.786	54	91
2019	Stephen Hauschka	30/32	22/28	.786	51	96
2020	Tyler Bass	57/59	28/34	.824	58	141



# YEAR-BY-YEAR INTERCEPTION LEADERS

YEAR	PLAYER	NO	YARDS	AVG.	LONG	TDS
1960	Arch Matsos	8	142	17.8	33	1
1961	Bill Atkins	10	158	15.8	29	0
1962	Carl Charon	7	131	18.7	25	1
1963	Willie West	5	57	11.4	23	0
	John Tracey	5	22	4.4	15	0
1964	George Byrd	7	178	25.4	75t	1
1965	Hagood Clarke	7	60	8.6	40	0
1966	Tom Janik	8	136	17.0	37t	2
1967	Tom Janik	10	222	22.2	46	2
1968	George Byrd	6	76	12.7	53t	1
1969	George Byrd	7	95	13.6	32	1
1970	Pete Richardson	5	46	9.2	22	0
1971	Robert James	4	25	6.3	25	0
1972	Ken Lee	6	155	25.8	61t	1
1973	Dwight Harrison	5	117	23.4	38	1
1974	Tony Greene	9	157	17.4	38	0
1975	Dwight Harrison	8	99	12.4	40	0
1976	Tony Greene	5	135	27.0	101t	1
1977	Tony Greene	9	144	16.0	47	0
1978	Mario Clark	5	29	5.8	29	0
1979	Jeff Nixon	6	81	13.5	43	0
1980	Steve Freeman	7	107	15.3	47t	1
1981	Mario Clark	5	142	28.4	53	0
1982	Bill Simpson	4	45	11.3	24	0
1983	Steve Freeman	3	40	13.3	29	0
	Chris Williams	3	6	2.0	4	0
1984	Charles Romes	5	130	26.0	55	0
1985	Charles Romes	7	56	8.0	21	0
1986	Charles Romes	4	23	5.8	23	0
1987	Mark Kelso	6	25	4.2	12	0
1988	Mark Kelso	7	180	25.7	78t	1
1989	Mark Kelso	6	101	16.8	43	0
1990	Kirby Jackson	3	16	5.3	14	0
1991	Nate Odomes	5	120	24.0	48	1
	Darryl Talley	5	45	9.0	13	0
1992	Henry Jones	8	263	32.9	82t	2
1993	Nate Odomes	9	65	7.2	25	0
1994	Matt Darby	4	20	5.0	20	0
1995	Kurt Schulz	6	48	8.0	32t	1
1996	Kurt Schulz	4	24	6.0	19	0
1997	Ken Irvin	2	28	14.0	28	0
	Kurt Schulz	2	23	11.5	21	0
	Marlon Kerner	2	20	10.0	20	0
	Jeff Burris	2	19	9.5	10	0
	Sean Moran	2	12	6.0	12	0
1998	Kurt Schulz	6	48	8.0	24	0
1999	Kurt Schulz	3	26	8.7	26	0
2000	Keion Carpenter	5	63	12.6	22	0
2001	Nate Clements	3	48	16.0	48t	1
2002	Nate Clements	6	82	13.7	42	1
2003	Nate Clements	3	54	18.0	54	1
2004	Nate Clements	6	77	12.8	35	1
2005	Terrence McGee	4	97	24.3	46t	0
	Troy Vincent	4	78	19.5	42	0
2006	London Fletcher-Baker	4	30	7.5	17t	1
2007	Terrence McGee	4	4	1.0	2	0
2008	Terrence McGee	3	36	12.0	36	0
2009	Jairus Byrd	9	118	13.1	37	0
2010	Drayton Florence	3	42	14.0	40t	1
2011	George Wilson	4	26	6.5	12	0
2012	Jairus Byrd	5	81	16.2	45	0



## YEAR-BY-YEAR INTERCEPTION LEADERS

YEAR	PLAYER	NO	YARDS	AVG.	LONG	TDS
2013	Kiko Alonso	4	38	9.5	32	0
	Aaron Williams	4	43	10.75	34	0
	Jairus Byrd	4	85	21.25	57	0
	Jim Leonhard	4	72	18	41	0
2014	Leodis McKelvin	4	10	2.5	9	0
2015	Stephon Gilmore	3	33	11	29	0
2016	Stephon Gilmore	5	135	27	49	0
2017	Micah Hyde	5	64	12.8	37	0
	Jordan Poyer	5	33	6.6	19 <sup>t</sup>	1
	Jordan Poyer	4	11	2.75	11	0
2018	Jordan Poyer	4	11	2.75	11	0
2019	Tre'Davious White	6	57	5.7	49	0
2020	Tre'Davious White	3	28	9.3	28	0



# WALL OF FAME



The Buffalo Bills Wall of Fame was created in 1980 to honor former players, administrators and coaches who have played significant roles in the team's history. To be eligible for induction, an individual must have played with the Bills for at least three years and be retired from professional football. Also eligible are other individuals who have made outstanding contributions to the Bills, including administrators and coaches. Selections are made by a distinguished panel composed of club personnel and media members.

## Ralph C. Wilson Jr. Statue

The Buffalo Bills announced in March 2015 that the organization would commission a statue to be made of Ralph C. Wilson, Jr. The statue is displayed outside of New Era Field in Founder's Plaza.

Ralph C. Wilson, Jr. passed away at the age of 95. Mr. Wilson was the sole owner of the Bills franchise for 54 seasons after purchasing the team on October 28, 1959. Under his leadership, the Bills won two American Football League Championships in 1964 and 1965 and appeared in an unprecedented four consecutive Super Bowls in the 1990s. Mr. Wilson along with former Bills Head Coach Marv Levy, former General Manager Bill Polian plus eight of his players have earned football's highest honor by being inducted into the Professional Football Hall of Fame.

The construction of the statue was a collaborative effort between Terry and Kim Pegula and Mary Wilson. Founder's Plaza, the current location of the statue, is located northwest of The Bills Store at New Era Field.

Mr. Wilson's statue is the first statue in history to be displayed on the grounds of New Era Field. The life-size statue is based on a photo taken of Mr. Wilson with Thurman Thomas along the sidelines on October 21, 1990 during Buffalo's 30-27 victory over the New York Jets.



- 2017 ● Cookie Gilchrist
- 2015 ● Lou Saban
- 2014 ● Van Miller
- 2012 ● Bill Polian
- 2011 ● Phil Hansen
- 2010 ● Booker Edgerson
- 2008 ● Bruce Smith
- 2007 ● Steve Tasker
- 2006 ● Andre Reed
- 2005 ● Thurman Thomas
- 2004 ● Jim Ritcher
- 2003 ● Darryl Talley
- 2002 ● Kent Hull
- 2001 ● Fred Smerlas
- 2001 ● Jim Kelly
- 2000 ● George Saines
- 2000 ● Bob Kalsu
- 1999 ● Edward Abramowski
- 1998 ● Robert James
- 1997 ● Joe DeLamielleure
- 1996 ● Marv Levy
- 1995 ● Joe Ferguson
- 1994 ● Mike Stratton
- 1993 ● Elbert Dubenion
- 1992 ● The 12th Man
- 1989 ● **Ralph C. Wilson Jr.**
- 1988 ● Billy Shaw
- 1987 ● Tom Sestak
- 1985 ● Patrick J. McGroder
- 1984 ● Jack Kemp
- 1980 ● O.J. Simpson



# YEAR-BY-YEAR PRO BOWL SELECTIONS

## Year Selections Position/Name

1960	0	
1961	6	S Bill Atkins; LB Archie Matsos; DT Chuck McMurty; T Harold Olson; T Ken Rice; DE Laverne Torczon
1962	6	FB Cookie Gilchrist; QB Jack Kemp; LB Archie Matsos; DT Tom Sestak; G Billy Shaw; E Ernie Warlick
1963	7	T Stew Barber; FB Cookie Gilchrist; QB Jack Kemp (#); DT Tom Sestak; G Billy Shaw; LB Mike Stratton; E Ernie Warlick
1964	10	T Stew Barber; CB Butch Byrd; FL Elbert Dubenion; FB Cookie Gilchrist; QB Jack Kemp; S George Saimes; DT Tom Sestak; G Billy Shaw; LB Mike Stratton; E Ernie Warlick
1965	**	Entire team
1966	11	T Stew Barber; RB Bobby Burnett; CB Butch Byrd; FB Wray Carlton; TE Paul Costa; DT Jim Dunaway; QB Jack Kemp; S George Saimes; G Billy Shaw; LB Mike Stratton; LB John Tracey
1967	9	T Billy Shaw; DT Jim Dunaway; DB Tom Janik; RB Keith Lincoln; DE Ron McDole; K Mike Mercer; S George Saimes; G Billy Shaw; LB Mike Stratton
1968	4	DT Jim Dunaway; S George Saimes; G Billy Shaw; LB Mike Stratton
1969	5	LB Harry Jacobs; QB Jack Kemp; WR Haven Moses; G Billy Shaw; RB O.J. Simpson
1970	1	WR Marlin Briscoe
1971	0	
1972	3	WR J.D. Hill; CB Robert James; RB O.J. Simpson (*)
1973	3	T Dave Foley; CB Robert James; RB O.J. Simpson
1974	2	CB Robert James; RB O.J. Simpson
1975	2	G Joe Delamelleure; RB O.J. Simpson
1976	2	G Joe Delamelleure; RB O.J. Simpson
1977	2	G Joe Delamelleure; S Tony Greene
1978	1	G Joe Delamelleure
1979	1	G Joe Delamelleure
1980	3	WR Jerry Butler; RB Joe Cribbs; NT Fred Smerlas
1981	3	RB Joe Cribbs (#); WR Frank Lewis; NT Fred Smerlas
1982	2	NT Fred Smerlas; DE Ben Williams
1983	2	RB Joe Cribbs; NT Fred Smerlas
1984	1	RB Greg Bell
1985	0	
1986	0	
1987	3	QB Jim Kelly; DE Bruce Smith (*); ST Steve Tasker
1988	8	LB Cornelius Bennett; LB Shane Conlan (#); C Kent Hull; QB Jim Kelly (#) K Scott Norwood; WR Andre Reed; NT Fred Smerlas; DE Bruce Smith
1989	5	LB Shane Conlan; C Kent Hull; WR Andre Reed; DE Bruce Smith; RB Thurman Thomas
1990	10	LB Cornelius Bennett; LB Shane Conlan; C Kent Hull; QB Jim Kelly (*); WR Andre Reed; DE Bruce Smith; ST Steve Tasker; LB Darryl Talley; RB Thurman Thomas; T Will Wolford
1991	8	LB Cornelius Bennett; QB Jim Kelly; WR James Lofton; WR Andre Reed; G Jim Ritcher; LB Darryl Talley; ST Steve Tasker; RB Thurman Thomas
1992	10	T Howard Ballard; LB Cornelius Bennett; S Henry Jones; QB Jim Kelly (#); CB Nate Odomes; WR Andre Reed; G Jim Ritcher; DE Bruce Smith (#); ST Steve Tasker (*); RB Thurman Thomas; T Will Wolford
1993	7	T Howard Ballard; LB Cornelius Bennett; CB Nate Odomes; WR Andre Reed (#); DE Bruce Smith (#); ST Steve Tasker; RB Thurman Thomas
1994	3	WR Andre Reed; DE Bruce Smith; ST Steve Tasker
1995	3	LB Bryce Paup; DE Bruce Smith; ST Steve Tasker
1996	3	G Ruben Brown; LB Bryce Paup; DE Bruce Smith (#)
1997	4	G Ruben Brown; LB Bryce Paup; DE Bruce Smith; NT Ted Washington
1998	6	G Ruben Brown; QB Doug Flutie; FB Sam Gash; WR Eric Moulds; DE Bruce Smith; NT Ted Washington
1999	2	G Ruben Brown; FB Sam Gash
2000	4	G Ruben Brown; LB Sam Cowart; WR Eric Moulds; NT Ted Washington
2001	2	G Ruben Brown; FB Larry Centers
2002	4	QB Drew Bledsoe; G Ruben Brown; RB Travis Henry; WR Eric Moulds
2003	2	G Ruben Brown; LB Takeo Spikes
2004	4	DT Sam Adams; CB Nate Clements; KR Terrence McGee; LB Takeo Spikes
2005	2	P Brian Moorman; LS Mike Schneck
2006	2	P Brian Moorman; DE Aaron Schobel
2007	2	LT Jason Peters (#); DE Aaron Schobel
2008	2	RB Marshawn Lynch; T Jason Peters (#)
2009	1	FS Jairus Byrd (#)
2010	1	NT Kyle Williams
2011	0	
2012	3	FS Jairus Byrd; RB C.J. Spiller; DT Kyle Williams
2013	4	FS Jairus Byrd; DT Marcell Dareus; DT Kyle Williams; DE Mario Williams
2014	3	DT Marcell Dareus; DT Kyle Williams; DE Mario Williams
2015	4	G Richie Incognito; RB LeSean McCoy (#); QB Tyrod Taylor; C Eric Wood
2016	7	LB Zach Brown; CB Stephon Gilmore; LB Lorenzo Alexander^; RB LeSean McCoy#; DT Kyle Williams; G Richie Incognito; QB Tyrod Taylor#
2017	3	S Micah Hyde; RB LeSean McCoy; G Richie Incognito
2018	1	DT Kyle Williams
2019	3	CB Tre'Davious White; LB Tremaine Edmunds; KR/PR Andre Roberts
2020	5	QB Josh Allen; WR Stefon Diggs; LB Tremaine Edmunds; KR/PR Andre Roberts; CB Tre'Davious White

\*Player of the Game; #Did not play - injured; ^Defensive MVP



# PRO BOWL SELECTIONS (ALPHA)

Name	Pos.	No. of Selections	Season(s)
Adams, Sam	DT	1	2004
Alexander, Lorenzo	LB	1	2016
Allen, Josh	QB	1	2020
Atkins, Bill	DB	1	1961
Ballard, Howard	RT	2	1992, 93
Barber, Stew	OT	5	1963-67
Bell, Greg	RB	1	1984
Bennett, Cornelius	LB	5	1988, 90, 1991-93
Bledsoe, Drew	QB	1	2002
Briscoe, Marlin	WR	1	1970
Brown, Ruben	G	8	1996-03
Brown, Zach	LB	1	2016
Burnett, Bobby	RB	1	1966
Butler, Jerry	WR	1	1980
Byrd, Butch	CB	5	1964-66, 1968-69
Byrd, Jairus	FS	3	2009, 2012-13
Carlton, Wray	RB	2	1965, 66
Centers, Larry	FB	1	2001
Clements, Nate	CB	1	2004
Conlan, Shane	LB	3	1988^, 1989-90
Costa, Paul	TE/T	2	1965, 66
Cowart, Sam	LB	1	2000
Cribbs, Joe	RB	3	1980, 81^, 83
Dareus, Marcell	DT	2	2013-14
DeLamielleure, Joe	G	5	1975-79
Diggs, Stefon	WR	1	2020
Dubenion, Elbert	WR	1	1964
Dunaway, Jim	DT	4	1965-68
Edmunds, Tremaine	LB	2	2019, 2020
Flutie, Doug	QB	1	1998
Foley, Dave	T	1	1973
Gash, Sam	FB	2	1998, 99
Gilchrist, Cookie	RB	3	1962-64
Gilmore, Stephon	CB	1	2016
Greene, Tony	S	1	1977
Henry, Travis	RB	1	2002
Hill, J.D.	WR	1	1972
Hull, Kent	C	3	1988-90
Hyde, Micah	S	1	2017
Incognito, Richie	G	3	2015-2017
Jacobs, Harry	LB	2	1965, 1969
James, Robert	CB	3	1972-74
Janik, Tom	S	2	1965, 67
Jones, Henry	SS	1	1992
Kelly, Jim	QB	5	1987, 88^, 90 (MVP), 91, 92^
Kemp, Jack	QB	6	1962, 1963^, 1964-66, 69
Lewis, Frank	WR	1	1981
Lincoln, Keith	RB	1	1967
Lofton, James	WR	1	1991



# PRO BOWL SELECTIONS (ALPHA)

Lynch, Marshawn	RB	1	2008
Matsos, Archie	LB	2	1961-62
McCoy, LeSean	RB	3	2015-17
McDole, Ron	DE	2	1965, 67
McGee, Terrence	KR	1	2004
McMurtry, Chuck	DT	1	1961
Mercer, Mike	K	1	1967
Moorman, Brian	P	2	2005, 2006
Moses, Haven	WR	1	1969
Moulds, Eric	WR	3	1998, 00, 02
Norwood, Scott	K	1	1988
Odomes, Nate	CB	2	1992-93
O'Donnell, Joe	G	1	1966
Olson, Harold	T	1	1961
Paup, Bryce	LB	3	1995-97
Peters, Jason	T	2	2007^, 2008^
Reed, Andre	WR	7	1988-92, 93^, 94
Rice, Ken	T	1	1961
Ritcher, Jim	G	2	1991-92
Roberts, Andre	KR/PR	2	2019, 2020
Saimes, George	S	5	1964-68
Schneck, Mike	LS	1	2005
Schobel, Aaron	DE	2	2006, 2007
Sestak, Tom	DE	4	1962-64, 1965^
Shaw, Billy	G	8	1962-64, 1965^, 1966-69
Simpson, O.J.	RB	6	1969@, 72 (MVP) -76
Smerlas, Fred	NT	5	1980-83, 88
Smith, Bruce	DE	11	1987, 88 (MVP), 1989-90, 92^, 93^, 94-98^
Spikes, Takeo	LB	2	2003, 2004
Spiller, C.J.	RB	1	2012
Stratton, Mike	LB	6	1963-68
Talley, Darryl	LB	2	1990, 91
Tasker, Steve	ST*	7	1987, 90-92 (MVP), 93-95
Taylor, Tyrod	QB	2	2015, 2016
Thomas, Thurman	RB	5	1989, 90-91, 92^, 93
Torczon, LaVerne	DE	1	1962
Tracey, John	LB	2	1965-66
Warlick, Ernie	E	4	1962-65
Washington, Ted	NT	3	1997-98, 00
West, Willie	DB	1	1963
White, Tre'Davious	CB	2	2019, 2020
Williams, Ben	DE	1	1982
Williams, Kyle	DT	6	2010, 2012-14, 2016, 2018
Williams, Mario	DE	2	2013-14
Wolford, Will	OT	2	1990, 92
Wood, Eric	C	1	2015

ST\* = Special Teams @Participated in AFL All-Star Game and NFL Pro Bowls

^Selected, but did not play due to injury (MVP) = Most Valuable Player



# PLAYERS OF THE WEEK/MONTH

**1984**

## **AFC PLAYER/WEEK**

Week 12 (11/18 vs. Dal.): Greg Bell (O)

**1985**

## **AFC PLAYER/WEEK**

Week 7 (10/20 vs. Ind.): Greg Bell (O)

Week 8 (10/27 at Phi.): James Lofton (O)

**1986**

## **AFC PLAYER/WEEK**

Week 13 (11/30 at KC): Charles Romes (D)

**1987**

## **AFC PLAYER/WEEK**

Week 2 (9/20 vs. Hou.): Jim Kelly (O)

Week 7 (10/25 at Mia.): Jim Kelly (O)

Week 12 (11/29 vs. Mia.): Bills Defense (D)

**1988**

## **AFC PLAYER/WEEK**

Week 4 (9/25 vs. Pit.): Mark Kelso

Week 6 (10/9 vs. Ind.): Cornelius Bennett (D)

Week 9 (10/30 vs. GB): Cornelius Bennett (D)

Week 12 (11/20 vs. NYJ): Fred Smerlas (D)

## **AFC PLAYER/MONTH**

October: Cornelius Bennett (D)

**1989**

## **AFC PLAYER/WEEK**

Week 1 (9/10 at Mia.): Jim Kelly (O)

Week 3 (9/24 at Hou.): Jim Kelly (O)

## **AFC PLAYER/MONTH**

September: Jim Kelly (O)

**1990**

## **AFC PLAYER/WEEK**

Week 3 (9/24 at NYJ): Thurman Thomas (O)

Week 4 (9/30 vs. Den.): Cornelius Bennett (D)

Week 5 (10/7 vs. LAR): Cornelius Bennett (D)

Week 7 (10/21 vs. NYJ): Andre Reed (O)

Week 13 (12/2 vs. Phi.): Bruce Smith (D)

Week 14 (12/9 at Ind.): Bruce Smith (D)

Week 16 (12/23 vs. Mia.): Darryl Talley (D)

## **AFC PLAYER/MONTH**

December: Bruce Smith (D)

**1991**

## **AFC PLAYER/WEEK**

Week 1 (9/1 vs. Mia.): Thurman Thomas (O)

Week 2 (9/8 vs. Pit.): Jim Kelly (O)

Week 3 (9/15 at NYJ): Thurman Thomas (O)

Week 4 (9/22 at TB): Cornelius Bennett (D)

Week 5 (9/29 vs. Chi.): Nate Odomes (D)

Week 8 (10/21 vs. Cin.): James Lofton (O)

Week 15 (12/8 at LAR): Jim Kelly (O)

## **AFC PLAYER/MONTH**

September: Jim Kelly (O)

Thurman Thomas (O)

November: Thurman Thomas (O)

**1992**

## **AFC PLAYER/WEEK**

Week 2 (9/13 at SF): Jim Kelly (O)

Week 4 (9/27 at NE): Jim Kelly (O)

Week 10 (11/8 vs. Pit.): Thurman Thomas (O)

Week 15 (12/12 vs. Den.): Thurman Thomas (O)

Week 16 (12/20 at NO): Jeff Wright (D)

## **AFC PLAYER/MONTH**

September: Jim Kelly (O)

**1993**

## **AFC PLAYER/WEEK**

Week 2 (9/12 at Dal.): Steve Tasker (ST)

Week 8 (10/24 at NYJ): Bruce Smith (D)

Week 16 (12/19 at Mia.): Nate Odomes (D)

Week 17 (12/26 vs. NYJ): Steve Christie (ST)

## **AFC PLAYER/MONTH**

October: Bruce Smith (D)

**1994**

## **AFC PLAYER/WEEK**

Week 2 (9/11 at NE): Chris Mohr (ST)

Week 3 (9/18 at Hou.): Steve Christie (ST)

Week 4 (9/26 vs. Den.): Cornelius Bennett (D)

Week 9 (10/30 vs. KC): Bruce Smith (D)

## **AFC PLAYER/MONTH**

September: Bruce Smith (D)

Steve Christie (ST)

**1995**

## **AFC PLAYER/WEEK**

Week 3 (9/17 vs. Ind.): Bryce Paup (D)

Week 7 (10/15 vs. Sea.): Bryce Paup (D)

Week 15 (12/10 at Stl.): Jim Kelly (O)

## **AFC PLAYER/MONTH**

November: Bryce Paup (D)



# PLAYERS OF THE WEEK/MONTH

1996

## AFC PLAYER/WEEK

Week 4 (9/22 vs. Dal.): Manny Martin (D)  
Week 8 (10/20 at NYJ): Steve Christie (ST)  
Week 10 (11/3 vs. Was.): Darick Holmes  
Week 11 (11/10 at Phi.): Bruce Smith (D)  
Week 13 (11/24 vs. NYJ): Kurt Schultzt (D)  
Week 17 (12/22 vs. KC): Jim Kelly (O)

## AFC PLAYER/MONTH

September: Bruce Smith (D)  
November: Bruce Smith (D)

## AFC ROOKIE/MONTH

November: Gabe Nothern (D)

1997

## AFC PLAYER/WEEK

Week 2 (9/7 at NYJ): Bryce Paup (D)  
Week 8 (10/20 at Ind.): Bruce Smith (D)

## AFC PLAYER/MONTH

October: Bruce Smith (D)

1998

## AFC PLAYER/WEEK

Week 5 (10/4 vs. SF): Bruce Smith (D)  
Week 9 (11/1 vs. Mia.): Doug Flutie (O)  
Week 14 (12/6 at Cin.): Steve Christie (ST)

## AFC PLAYER/MONTH

December: Steve Christie (ST)

## AFC ROOKIE/MONTH

October: Sam Cowart (D)

1999

## AFC PLAYER/WEEK

Week 4 (10/4 at Mia.): John Holecsek (D)  
Week 9 (11/7 at Was.): Doug Flutie (O)  
Week 17 (1/2 vs. Ind.): Rob Johnson (O)

2000

## AFC PLAYER/WEEK

Week 1 (9/3 vs. Ten.): Steve Christie (ST)  
Week 7 (10/15 vs. SD): Steve Christie (ST)  
Week 10 (11/5 at NE): Sam Cowart (D)  
Steve Christie (ST)

## AFC PLAYER/MONTH

November: Sam Cowart (D)

2002

## AFC PLAYER/WEEK

Week 2 (9/23 at Ind.): Drew Bledsoe (O)  
Mike Hollis (ST)  
Week 6 (10/18 at Jax.): Travis Henry (O)  
Week 7 (10/28 at SD): Nate Clements (D)

## AFC PLAYER/MONTH

September: Drew Bledsoe (O)  
October: Brian Moorman (ST)

2003

## AFC PLAYER/WEEK

Week 1 (9/7 vs. NE): Takeo Spikes (D)  
Week 13 (11/30 at NYG): Aaron Schobel (D)

2004

## AFC PLAYER/WEEK

Week 6 (10/17 vs. Mia.): Brian Moorman (ST)  
Week 8 (10/31 vs. Ari.): Terrence McGee (ST)  
Week 11 (11/21 vs. Stl.): Lawyer Milloy (D)  
Week 13 (12/5 at Mia.): Terrence McGee (ST)

2005

## AFC PLAYER/WEEK

Week 10 (11/13 vs. KC): Brian Moorman (ST)  
Week 16 (12/24 at Cin.): Terrence McGee (ST)

2006

## AFC PLAYER/WEEK

Week 2 (9/17 at Mia.): Coy Wire (ST)  
Week 9 (11/5 vs. GB): Brian Moorman (ST)  
Week 12 (11/26 vs. Jax.): Roscoe Parrish (ST)  
Week 14 (12/10 at NYJ): Aaron Schobel (D)  
Week 15 (12/17 vs. Mia.): Brian Moorman (ST)

## AFC PLAYER/MONTH

November: Brian Moorman (ST)

## NFL ROOKIE/MONTH

September: Donte Whitner (D)

2007

## AFC PLAYER/WEEK

Week 4 (9/30 vs. NYJ): Jabari Greer (D)  
Week 13 (12/2 at Was.): Rian Lindell (ST)

## NFL ROOKIE/WEEK

Week 7 (10/21 vs. Bal.): Marshawn Lynch (O)  
Week 10 (11/11 at Mia.): Marshawn Lynch (O)  
Week 13 (12/2 at Was.): Trent Edwards (O)  
Week 14 (12/9 vs. Mia.): Trent Edwards (O)

2008

## AFC PLAYER/WEEK

Week 1 (9/7 vs. Sea.): Roscoe Parrish (ST)

## NFL ROOKIE/MONTH

November: Leodis McKelvin (D)

2009

## AFC PLAYER/WEEK

Week 2 (9/20 vs. TB): Rian Lindell (ST)  
Week 7 (10/25 at Car.): Brian Moorman (ST)



# PLAYERS OF THE WEEK/MONTH

## NFL ROOKIE/MONTH

October: Jairus Byrd (D)

## 2010

### AFC PLAYER/WEEK

Week 3 (9/26 at NE): C.J. Spiller (ST)

Week 11 (11/21 at Cin.): Drayton Florence (D)

## 2011

### AFC PLAYER/WEEK

Week 3 (11/25 vs. NE): Rian Lindell (ST)

Week 5 (10/9 vs. Phi.): George Wilson (D)

### AFC PLAYER/MONTH

September: Ryan Fitzpatrick (O)

## NFL ROOKIE/WEEK

Week 8 (10/30 vs. Was.): Marcell Dareus (D)

## 2012

### AFC PLAYER/WEEK

Week 6 (10/14 at Ari.): Jairus Byrd (D)

Week 11 (11/15 vs. Mia.): Leodis McKelvin (S)

## 2013

### AFC PLAYER/WEEK

Week 2 (9/15 vs. Car.): Mario Williams (D)

Week 7 (10/20 at Mia.): Mario Williams (D)

## 2014

### AFC PLAYER/WEEK

Week 1 (9/7 at Chi.): Dan Carpenter (ST)

Week 2 (9/14 vs. Mia.): C.J. Spiller (ST)

Week 5 (10/5 at Det.): Marcell Dareus (D)

Week 12 (11/24 vs. NYJ): Boobie Dixon (ST)

### AFC PLAYER/MONTH

November: Mario Williams (D)

## NFL ROOKIE/MONTH

October: Sammy Watkins (O)

## 2015

### AFC PLAYER/WEEK

Week 3 (9/27 at Mia.): Preston Brown (D)

Week 10 (11/12 at NYJ): Bacarri Rambo (D)

### AFC ROOKIE/MONTH

November: Ronald Darby (D)

## 2016

### AFC PLAYER/WEEK

Week 4 (10/2 at NE): Zach Brown (D)

Week 5 (10/9 at LAR): Nickell Robey-Coleman (D)

Week 11 (11/20 at Cin.): Dan Carpenter (ST)

### AFC PLAYER/MONTH

October: Lorenzo Alexander (D)

## 2017

### AFC PLAYER/WEEK

Week 3 (9/24 vs. Den.): Stephen Hauschka (ST)

Week 4 (10/1 at Atl.): Stephen Hauschka (ST)

## NFL ROOKIE/MONTH

September: Tre'Davious White (D)

### AFC PLAYER/MONTH

October: Micah Hyde (D)

December: Jordan Poyer (D)

## 2018

### AFC PLAYER/WEEK

Week 3 (9/23 at Min.): Matt Milano (D)

Week 10 (11/11 at NYJ): Stephen Hauschka (ST)

Week 17 (12/30 vs. Mia.): Josh Allen (O)

## NFL ROOKIE/MONTH

December: Tremaine Edmunds (D)

## 2019

### AFC PLAYER/WEEK

Week 7 (10/20 vs. Mia.): Tre'Davious White (D)

Week 11 (11/17 at Mia.): Josh Allen (O)

Week 15 (12/15 at Pit.): Tre'Davious White (D)

## 2020

### AFC PLAYER/WEEK

Week 2 (9/20 at Mia.): Josh Allen (O)

Week 7 (10/25 at NYJ): Jerry Hughes (D)

Week 9 (11/8 vs. Sea.): Josh Allen (O)

Week 12 (11/29 vs. LAC): A.J. Klein (D)

Week 13 (12/7 at SF): Josh Allen (O)

Week 15 (12/19 at Den.): Josh Allen (O)

Week 16 (12/28 at NE): Stefon Diggs (O)

### AFC PLAYER/MONTH

September: Josh Allen (O)

December: Josh Allen (O)

Total Players/Week: 120

Total Players/ Month: 26

Total Rookies/Week: 7

Total Rookies/Month: 10

IT'S GOOD!



**COMMUNITY**

BILLS FOOTBALL

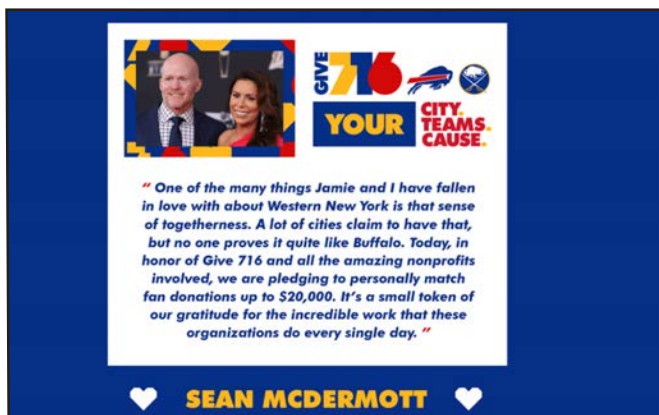


# BILLS IN THE COMMUNITY

## PUTTING THE COMMUNITY FIRST

The Buffalo Bills organization is committed to improving the quality of life in Western New York through community outreach and charitable investment with a focus in the areas of health & safety, youth football and military appreciation. With the platform that the Bills players and coaches are given, they've always made it a point to make an impact in the Western New York community and they continued to do so during the 2021 offseason.

## GIVE716



## GIVE 716 DAY RAISED MORE THAN \$1.1 MILLION IN 2021

The Buffalo Bills and Buffalo Sabres Foundations were been blown away by the Western New York community's response to Give716. Kicked off by a \$20,000 donation from Coach Sean McDermott and amplified by matching grants from many of our partner organizations, 7,334 people generously donated to Give716 and raised an amazing \$1,133,621.56 for our local charities. Thank you Buffalo for doing what you do best – you are a truly amazing and supportive community.

Special thanks to our partner organizations who went above and beyond to create power hours that matched fan donations, produced generous grants and engaged in creative promotions to benefit Western New York charities:

Dave & Adam's Card World  
Highmark Blue Cross Blue Shield of Western New York  
HUNT Real Estate & HUNT Mortgage  
KeyBank  
Moe's Southwest Grill  
M&T Bank  
Rachel's Mediterranean Grill  
Total Sports Enterprises  
Wegmans

Thank you to all Western New York media outlets who supported Give716 and helped us spread the word. We could not have done this without you!

The more than \$1.1 million raised through Give 716 benefitted 434 charities across Western New York, many of which were affected by the COVID pandemic. Our goal with Give716 was simple: unite Sabres and Bills fans with the Western New York Community in an epic day of giving! Nonprofits deliver for our community every day, and we all came together as one team and became a symbol of generosity not only for our local community, but for the world.

