



# **MEDIA GUIDE**

**2021**



# Atrium Health

The Official Healthcare  
Provider of the Carolina Panthers



## 2021 SCHEDULE

<b>PRESEASON 1</b> <b>AUG 15</b> at  <b>1 PM</b>	<b>PRESEASON 2</b> <b>AUG 21</b> vs  <b>7 PM</b>	<b>PRESEASON 3</b> <b>AUG 27</b> vs  <b>7:30 PM</b>	<b>WEEK 1</b> <b>SEPT 12</b> vs  <b>1 PM</b>
<b>WEEK 2</b> <b>SEPT 19</b> vs  <b>1 PM</b>	<b>WEEK 3</b> <b>SEPT 23</b> at  <b>8:20 PM</b>	<b>WEEK 4</b> <b>OCT 3</b> at  <b>1 PM</b>	<b>WEEK 5</b> <b>OCT 10</b> vs  <b>1 PM</b>
<b>WEEK 6</b> <b>OCT 17</b> vs  <b>1 PM</b>	<b>WEEK 7</b> <b>OCT 24</b> at  <b>1 PM</b>	<b>WEEK 8</b> <b>OCT 31</b> at  <b>1 PM</b>	<b>WEEK 9</b> <b>NOV 7</b> vs  <b>1 PM</b>
<b>WEEK 10</b> <b>NOV 14</b> at  <b>4:05 PM</b>	<b>WEEK 11</b> <b>NOV 21</b> vs  <b>1 PM</b>	<b>WEEK 12</b> <b>NOV 28</b> at  <b>1 PM</b>	<b>WEEK 14</b> <b>DEC 12</b> vs  <b>1 PM</b>
<b>WEEK 15</b> <b>DEC 18/19</b> at  <b>TBD</b>	<b>WEEK 16</b> <b>DEC 26</b> vs  <b>1 PM</b>	<b>WEEK 17</b> <b>JAN 2</b> at  <b>1 PM</b>	<b>WEEK 18</b> <b>JAN 9</b> at  <b>1 PM</b>

HOME

AWAY

WEEK 13 BYE | DATES AND TIMES (ET) SUBJECT TO CHANGE

PURCHASE TICKETS AT [PANTHERS.COM/TICKETS](https://panthers.com/tickets)

# TABLE OF CONTENTS

## ADMINISTRATION

Staff Directory .....	5
David Tepper .....	10
Tom Glick .....	12
Business Administration .....	13
Scott Fitterer .....	17
Football Administration .....	18
Scouting .....	26
Matt Rhule .....	32
Assistant Coaches .....	34
Panthers Staff .....	61

## PLAYERS

Veteran Players .....	69
First Year Players .....	192
Rookies .....	199

## 2020 IN REVIEW

Final Standings .....	208
Regular Season Statistics .....	209
Game-By-Game Statistics .....	211
Player Participation .....	213
Individual Game-By-Game Statistics .....	214
Game Summaries .....	224
Transactions .....	240

## RECORDS

Individual Records .....	243
Team Records .....	249
Defensive Records .....	255
Opponent Records .....	258
Individual Playoff Records .....	261
Team Playoff Records .....	266
Defensive Playoff Records .....	272
Opponent Playoff Records .....	276

## TEAM HISTORY

All-Time Results .....	279
Year-By-Year Statistics .....	280
All-Time Preseason Results .....	305
All-Time Team-By-Team Results .....	307
Panthers in Overtime .....	311
All-Time Win-Loss Records .....	312
Career Leaders .....	316
Career Playoff Leaders .....	328
Single-Game Bests .....	330
All-Time Honors .....	341
Players of the Week/Month .....	345
The Last Time .....	348
Draft History .....	351
Free Agent History .....	355
Trade History .....	360
Postseason Game Summaries .....	363
All-Time Assistant Coaches .....	397
All-Time Alphabetical Roster .....	400
All-Time Numerical Roster .....	413
All-Time Practice Squad Roster .....	425
Panthers Hall of Honor .....	431
Team Chronology .....	434

## REFERENCE

Gameday Entertainment .....	443
Panthers Television Network .....	444
Panthers Radio Network .....	445
Panthers Spanish Radio Network .....	446



# CAROLINA PANTHERS

800 South Mint Street  
Charlotte, NC 28202  
704.358.7000  
Tickets 704.358.7800

The Carolina Panthers 2021 Media Guide was produced and edited by the Panthers Communications Department. A digital copy of the 2021 Media Guide is available on the club's media website, [www.NFLOMG.com](http://www.NFLOMG.com). For questions, please contact a member of the Panthers Communications Department.

Contents © 2021 Carolina Panthers.  
All rights reserved.

# PANTHERS STAFF DIRECTORY

## ADMINISTRATION

David Tepper	Owner
Tom Glick	President - Business Operations
Jake Burns	Vice President - Chief Revenue Officer
Kristi Coleman	Vice President - Chief Financial Officer
Mark Hart	Vice President - Chief Operating Officer
Tracy Lear	Executive Assistant to the Owner and Office Manager
Cindy Capousis	Executive Assistant to the COO and Legal

## COACHING STAFF

Brian Angelichio	Tight Ends
Thomas Barbeau	Assistant Strength & Conditioning
Chase Blackburn	Special Teams Coordinator
Joe Brady	Offensive Coordinator
Corey Campbell	Assistant Strength & Conditioning
Evan Cooper	Cornerbacks Coach/Director of Player Evaluation
Matthew "Los" Delgado	Assistant to the Head Coach
Rob Dvoracek	Coaching Assistant
Alonso Escalante	Coaching Assistant
Morgan Fleming	Coaching Operations Coordinator
Ed Foley	Assistant Special Teams
Kevin Gilbride	Defensive Analyst
Al Holcomb	Defensive Run Game Coordinator
Frisman Jackson	Offensive Pass Game Coordinator/Wide Receivers
Don Johnson	Pass Rush Specialist
Terrance Knighton	Coaching Assistant
Samantha Leibowitz	Head Coach Support & Operations Manager
Matt Lombardi	Assistant Quarterbacks
Garret McGuire	Coaching Assistant
Pat Meyer	Offensive Line
Jeff Nixon	Senior Offensive Assistant/Running Backs
Frank Okam	Defensive Line
Matt Rhule	Head Coach
Sean Ryan	Quarterbacks
Jeremy Scott	Head Strength & Conditioning Coach
Jason Simmons	Pass Game Coordinator/Secondary
Mike Siravo	Senior Defensive Assistant/Linebackers
Phil Snow	Defensive Coordinator
Tony Sparano Jr.	Assistant Offensive Line
Grant Udinski	Coaching Assistant
Cedric Whitaker	Coaching Assistant

## COMMUNICATIONS

Ryan Anderson	Director of Corporate Communications
Chris Brannon	Communications Coordinator
Preston Edwards	Communications Coordinator
David Monroe	Historian/Alumni Affairs Manager
Bruce Speight	Director of Football Communications & Social Engagement
Jordan Trgovac	Communications Coordinator

## COMMUNITY RELATIONS

Jill Cole	Community Relations Coordinator
Cal Davies	Youth Programs Coordinator
Elise DeLuca	Youth Football Coordinator
Riley Fields	Director of Community Relations

# PANTHERS STAFF DIRECTORY

## CORPORATE PARTNERSHIPS

Sam Baier	Manager of Digital Partnerships
Anthony Darr	Partnership Strategy Executive
Ike Fullard	Corporate Partnerships Sales Executive
Shannon Hooper	Director of Partnerships Success & Strategy
Cameron Hutchinson	Partnership Strategy Executive
Kendall Leatherman	Partnership Strategy Executive
Mike Mahoney	Corporate Partnerships Sales Executive
Jonathan Norman	Director of Partnership Sales & Strategy
Dan O'Neill	Vice President - Corporate Partnerships
John Schlieman	Corporate Partnerships Sales Executive
Lauren Taylor	Partnership Strategy Executive

## ENTERTAINMENT & PANTHERVISION

Mike Bonner	Director/Executive Producer - Game Presentation & Production
Thomas Delves	Producer
Berkley Dickens	Manager of Broadcast Engineering
Ken Harrill	Mascot Coordinator
Chandalae Lanouette	Entertainment Coordinator
Jonathan Lavengetto	Senior Producer/Editor - Game Presentation & Production
Miguel Vargas	Manager of Entertainment & Events

## FACILITIES

Alex Barraza	Maintenance Assistant
Justin Brodie	HVAC Technician
Don Gordon	Mechanical Systems Manager
Jeff Long	Maintenance Assistant
Dave Mongon	Director of Facilities & Planning
Dan Moose	Maintenance Assistant
Gerard Reyes	Maintenance Supervisor
Dominick Russo	Preventative Maintenance Supervisor
Scott Skinner	Maintenance Assistant
Adam Thompson	Plumbing Supervisor
Cameron Tucker	Refrigeration Technician
Brad Wilson	Maintenance Assistant
Brandon Wilson	Refrigeration Assistant

## FINANCE

Parker Andrews	Partnerships Business Analyst
Dana Arden	Payroll Manager
Shawn Clisso	Accountant
Mia Cunningham	Accountant
Kristi Heppner	Assistant Controller
Bryan Lodigiani	Director of Business Strategy & Analytics
James Plyler	Director of Finance/Controller
Ken Polk	Accounting Manager
Max Warwick	Manager of Business Strategy & Analytics

## FOOTBALL OPERATIONS

Mike Anderson	Director of Football Operations
Benjamin Contrino	Football Analytics Assistant
Steven Drummond	Vice President of Football Operations & Senior Advisor to Ownership & Management
Gus Felder	Player Engagement Assistant
Scott Fitterer	General Manager
Trip Foreman	Football Operations Manager
Joey Glennon	Video Assistant



# PANTHERS STAFF DIRECTORY

Todd Green	Video Director
Christa Hayes	Director of Football Solutions & Software
Jacques Ikolo	Video Assistant
Jaiquawn Jarrett	Manager of Player Engagement
Dan Morgan	Assistant General Manager
Danny O'Toole	Assistant Equipment Manager
Mike Phillips	Senior Software Developer
Taylor Rajack	Director of Football Analytics
JD Rast	Football IT Support Manager
Scott Sineath	Team Security Manager
Claire Stokes	Executive Administrator to the GM and Football Operations
Samir Suleiman	Director of Player Negotiations & Salary Cap Manager
Don Toner	Equipment Manager
Maria Vanderford	Media Relations Assistant
Sam Welch	Equipment Assistant

## GROUNDKEEPING

Brian Ballard	Grounds Assistant
Alex Barbara	Grounds Assistant
Derek Herbst	Grounds Assistant
Brent Lester	Grounds Assistant
Danny Losito	Assistant Head Groundskeeper
Dennis Riggs	Grounds Assistant
Creighton Sloan	Grounds Assistant
Tom Vaughan	Head Groundskeeper

## HUMAN RESOURCES & LEGAL

Mark Francis	Paralegal
Mike Larsson	Human Resources Manager
Brian Pille	Human Resources Manager
Kisha Smith	Vice President - Human Resources
David Vaughn	Associate Counsel

## INFORMATION TECHNOLOGY

Braiden Bessey	IT Support Technician
TJ Carney	InfoSec and Infrastructure Manager
Luis Garcia	IT Infrastructure Support Engineer
James Hammond	Director of Information Technology
Michael Maus	Network Engineer
Eric Threatt	IT Support Engineer

## MARKETING

Will Bryan	Digital Experience Manager
Erin Collums	Performance Marketing Manager
Taylor Gainer	Retail Marketing Manager
Ryan Gaylets	Graphic Designer
Daniel Goldfarb	Graphic Designer
Eric Hansen	Digital Experience Manager
Kalen Karahalios	Marketing Manager
Sean Phaler	Director of Digital Marketing
Kelly Streeter	Creative Services Manager
Dawn Turner	Director of Brand & Consumer Marketing
Jaclyn Urda	Marketing Services Coordinator

## MEDIA CONTENT PRODUCTION

# PANTHERS STAFF DIRECTORY

Kristen Balboni	Team Reporter/Host/Producer
Angela Denogean	Social Media Manager
Darin Gantt	Senior Writer/Managing Editor
Alex Grant	Manager of Digital Video
Richard Houcque	Digital Video Producer
Andrew Janke	Media Asset Specialist
Brandon Johnson	Digital Video Producer/Cinematographer
Amie Kiehn	Assistant Director of Social Content & Strategy
David Langton	Radio Executive Producer
Justin Long	Associate Producer/Editor
Amy Martin	Broadcast Manager
Mick Mixon	Radio Play-By-Play Announcer
Rob Paul	Coordinating Producer
Brandon Swett	Producer/Director of Live Programming
Kyle Toot	Senior Producer
Bill Voth	Director of Content & Strategy
Chanelle Walker	Team Photographer

## MEDICAL STAFF

Andrew Althoff	Director of Human Performance
Kate Callaway	Director of Performance Nutrition
Mike Elkins	Massage Therapist
Jim Fernandes	Staff Physical Therapist/Athletic Trainer
Dr. Nancy Gritter	Team Physician and Internist
Dr. William Hammonds	Team Ophthalmologist
Dr. Jim Herron	Team Dentist
Kent Johnston	Director of Player Wellness
Kevin King	Head Athletic Trainer
Jean-Baptiste Laporte	Director of Rehabilitation
Dr. Scott Lindblom	Team Internist
Karen Ocwieja	Staff Athletic Trainer
Ale Oliveira	Applied Performance Science and Rehab Specialist
Dr. Jonathan Riboh	Team Orthopedist
Katy Rogers	Staff Athletic Trainer
Dr. Evan Smith	Team Dentist
Dr. Durham Weeks	Team Physician and Orthopedist
Brad Weist	Team Chiropractor

## SCOUTING

Matt Allen	Director of Pro Personnel
EJ Barthel	Pro Scout
David Cobb	Scouting Assistant
Samantha Diamond	Scouting Coordinator
Jonathan Fields	Area Scout
Corey Fuller	Scouting Assistant
Robert Haines	Area Scout
Rob Hanrahan	Assistant Director of Pro Personnel
Jonathan Howard	Area Scout
Jared Kirksey	National Scout
Lee McNeill	BLESTO Scout
Eli Montague	Area Scout
Jeff Morrow	Senior Personnel Executive
Joel Patten	Area Scout
Tyler Ramsey	National Scout
Cole Spencer	Director of College Scouting
Pat Stewart	Vice President of Player Personnel

# PANTHERS STAFF DIRECTORY

Warren Allen	Security Officer
Melvin Chaney	Security Officer
John Diggs	Director of Safety & Compliance
Kentrell Durant	Security Officer
Randy Goforth	Senior Security Supervisor
Andre Haston	Security Supervisor
Gerri Huff	Security Officer
Henry Lowe	Security Officer
Jimmy Robinson	Security Officer
David Roye	Security Officer
Bill Sizemore	Security Supervisor
Paul Squires	Security Officer
Glenn Sutton	Security Officer
JD Weigl	Security Officer

## STADIUM OPERATIONS

Bonnie Almond	Director of Stadium Events & Fan Experience
Ed Elowson	Manager of Facilities, Contracts & External Vendors
Matthew Fowler	Stadium Operations Assistant
Taylor Goodman	Executive Assistant to the Vice President of Compliance & Operations
Jason Hill	Stadium Mail & Receiving Assistant
Eddie Levins	Vice President - Compliance & Operations
Lindsay Marr	Special Events Manager
Dave Mongon	Director of Facilities & Planning
Eric Setzer	Stadium Operations Assistant

## TICKET SALES, SERVICES AND OPERATIONS

Morgan Abdalla	Ticket Sales Account Executive
Monica Austin	Group Sales Account Executive
Brenden Beckstrom	Premium Sales Account Executive
Daniel Callahan	Premium Sales Account Executive
Hannah Chandarana	Ticket Services Manager
Ryan Conaghan	Premium Sales Account Executive
Dylan Evans	Ticket Operations Manager
Bryce Garvey	Director of Ticket Sales & Services
Eric Garvey	Ticket Sales Coordinator
Alex Graves	Ticket Sales Account Executive
Darius Green	Ticket Sales Account Executive
Jasmine James	Group Sales Manager
Joe LaBue	Vice President - Ticket Sales & Services
Daniel Leverton	Ticket Operations Coordinator
Sanders MacDonald	Ticket Sales Manager
David Nelson	Director of Premium Seating & Special Events
Meagan Pillar	Ticket Sales Account Executive
Sam Reedy	Ticket Operations Assistant
Will Roberson	Ticket Services Coordinator
Caitlin Roberts	Premium Services Manager
Russ Robinson	Premium Sales Manager
David Sanchez	Premium Services Coordinator
Grace Sauereisen	Ticket Sales Account Executive
Hanna Scott	Ticket Sales Account Executive
Mike Tillman	Premium Services Assistant
Kanyon West	Director of Ticket Operations & Services



# DAVID A. TEPPER

12TH NFL SEASON  
4TH PANTHERS SEASON

## OWNER

UNIVERSITY OF PITTSBURGH, BA '78  
CARNEGIE MELLON UNIVERSITY, MBA '82

Learn it, Earn it, Return it.

It's David Tepper's personal philosophy that has shaped his entire career and serves as the backbone of his approach as the owner of the Carolina Panthers. He firmly believes in developing a winning organization that is consistently competitive year after year and gives back to those who need it most in the Panthers community.

Tepper, a passionate, lifelong NFL fan, purchased the Panthers in July 2018, after partnering with the Pittsburgh Steelers ownership group for nine years.

### LEARN IT

Tepper's path to becoming an NFL owner was not well-worn.

He grew up in Stanton Heights, a working-class neighborhood of Pittsburgh. As a kid, he played touch football in the streets and tackle football in the nearby cemetery. Tepper attended an inner-city high school and went on to receive his undergraduate degree in 1978 from the University of Pittsburgh and his MBA from Carnegie Mellon University in 1982.

Tepper paid his own way through school and earned money as a short-order cook at a deli, selling knives door to door, working at a bakery, and stacking books in the library. Following his graduation from CMU, Tepper took a job at Republic Steel, a 100-year old company. In two years, Republic Steel had to merge to avoid bankruptcy, and during that period they were trying to save the company, Republic did more finance deals than ever in its 100-year history. Tepper saw this as an opportunity, learning from each one of them valuable lessons that would stay with him for the rest of his career.

### EARN IT

This experience led to Tepper taking a job at a mutual fund specializing in distressed companies, and eventually to Goldman Sachs, a New York bank. Tepper joined the firm in 1985 as a credit analyst, later becoming the head trader in the firm's high yield department. After getting passed over for Partner, he established his own investment firm in 1993, Appaloosa Management.

Today, Tepper is widely considered one of the most successful investors of his generation, and Appaloosa Management has consistently outperformed industry peers and the broader global market since inception.

### RETURN IT

Following lessons learned in his early childhood to give to those less fortunate, and inspired by his mother, a public-school teacher, Tepper is deeply passionate about helping everyone meet their basic needs. He started The David A. Tepper Charitable Foundation, Inc. as a way to further his belief that everyone deserves an education, access to healthcare resources, and no one should go to bed hungry. Tepper is an active member in his local communities and champions philanthropic efforts in the Carolinas, Florida, New Jersey, and the greater Pittsburgh area.

During the COVID-19 pandemic, Tepper has contributed more than \$25 million to relief efforts, particularly focused on food distribution in North Carolina and New Jersey in partnership with Feeding America. The Tepper Foundation is actively involved with the Charlotte COVID-19 Response Fund and helped close the digital divide by purchasing Wifi access for students learning remotely. Additionally, Tepper opened Bank of America Stadium in partnership with Honeywell and Atrium Health to serve as a mass COVID-19 vaccination site. Tepper and his wife, Nicole, also donated to Johnson C. Smith University students to overcome financial hardship resulting from the pandemic.

As owner, Tepper's philosophy is to win on the field and in the community, and he has focused his efforts on expanding the team's charitable engagement. He has kicked off each Charlotte-Mecklenburg school year by distributing backpacks and school supplies to 12,000 students or gifts to teachers in partnership with Classroom Central, a local organization that provides supplies to students in need. In 2020, the Teppers established the Nicole and David Tepper Scholars Program at the University of South Carolina. The Teppers played a significant role in the development of Miracle Park, de-



signed for children with disabilities, that is expected to host the Special Olympics. Tepper has made significant contributions to local food banks in North and South Carolina as well.

He also supports the players and coaches hard work off the field in giving back to their communities, which has included contributions to the Panthers' Player Impact Committee, the Levine Children's Hospital in Charlotte and the Ronald McDonald House in Charlotte. In 2019, he launched Keep Pounding Day dedicated to community service initiatives across North and South Carolina.

Tepper has played an integral role in providing natural disaster relief nationwide and in Puerto Rico, following hurricanes Maria, Irma, and Harvey. Tepper's foundation partnered with the national organization, Feeding America, to donate \$3 million to rebuild critical food distribution networks and enable 24 food banks nationwide to purchase new refrigerated trucks, which became known as the "Tepper Fleet." Additionally, his Foundation and Appaloosa donated \$1 million towards the construction of a new food bank in Puerto Rico. In the aftermath of Hurricane Sandy, Tepper donated \$1.2 million to relief efforts across New Jersey and made contributions to local food pantries, soup kitchens and shelters to help those displaced by the storm. After Hurricane Florence flooded the coast of North and South Carolina, Carolina

Panthers Charities and the Tepper Foundation donated \$1 million to the American Red Cross and to regional food banks by providing 25,000 emergency food packs to help communities begin recovering.

He serves on the Boards of Blue Meridian, a partnership of impact-driven philanthropists seeking to change the odds for America's children and youth living in poverty, and the Robin Hood Foundation, New York's largest poverty-fighting organization.

Tepper serves on the Board of Trustees of Carnegie Mellon University and the Business Board of Advisors for the Tepper School of Business. In the spring of 2018, Tepper received an honorary Doctor of Business Practice from Carnegie Mellon University, where he delivered the commencement speech emphasizing the value of thanking people, doing what's right, and above all; learning, earning and returning. He brings these life lessons and more to the Panthers.

A family-oriented person, Tepper is married and is the father of three children and one stepdaughter.





# TOM GLICK

4TH NFL SEASON  
4TH PANTHERS SEASON

**PRESIDENT**

**CORNELL**

Tom Glick is the President of Tepper Sports & Entertainment and is in his fourth season with the Carolina Panthers, having joined in September 2018. In his role, Glick oversees the team's business operations.

Glick joined the Panthers with more than 30 years of experience in sports management, having worked in baseball, basketball, hockey and soccer in both the United States and the United Kingdom.

At the time of Glick's hiring, Panthers owner David Tepper said, "We are thrilled to have Tom join the Panthers family. He has tremendous experience in professional sports, successfully fostering fan engagement in major cities globally. I know that his record, expertise and drive will be major assets as we look to win on the field and in the community."

For six years prior to joining the Panthers, Glick was instrumental in the development of City Football Group (CFG), a multi-national soccer organization that includes seven clubs. CFG's original and flagship club is three-time and current English Premier League champion, Manchester City FC. The group also owns New York City FC of Major League Soccer, as well as clubs in the top divisions in Australia, Spain, Japan, Uruguay and China. As Chief Commercial Officer, Glick oversaw partnership sales and activation, marketing, content production and distribution, retail and licensing, and fan relationship management for all of CFG's clubs.

During Glick's tenure, CFG completed several major infrastructure developments. In Manchester, Etihad Stadium was expanded with more seating, and major improvements were made to premium seating and wider fan amenities were added. In 2015, Manchester City opened a new state-of-the-art training facility, the City Football Academy, built on 80 acres of land adjacent to the stadium. CFG has also completed two further training ground developments, in New York and Melbourne, Australia.

In February 2015, Glick moved to New York for 15 months to help launch New York City FC in the role of president. With the launch complete, he returned to the United Kingdom to continue to drive CFG's global expansion. As a part of this, he has also been responsible for the group's business development in China.

Glick spent the first 14 years of his career predominantly in baseball. From 1999-2004, he served as senior vice president of sales and marketing for the Sacramento River Cats, a Triple-A baseball team. The River Cats led all of Minor League Baseball in attendance and revenue during his five seasons and also became the Minor League's top seller of merchandise over that same period. Glick held various senior positions with other Minor League Baseball teams, including the Lansing Lugnuts, Huntington Cubs, Welland Pirates and Jamestown Expos. During this time, he introduced two new clubs to cities, helping construct and open new stadiums in Lansing, Michigan (1996) and Sacramento, California (2000). In the middle of this tenure in baseball, he served as the business manager of the Peoria Rivermen hockey club.

In 2004, Glick made a move to the National Basketball Association, first as vice president, marketing and team business development at the league headquarters in New York City, and later as chief marketing officer for the New Jersey Nets, which included work on the club's relocation to their current home in Brooklyn. In 2008, Glick relocated to the United Kingdom to take on the role of chief executive officer with Derby County Football Club prior to joining CFG in 2012.

He is a two-time winner of Sports Business Journal's Forty Under 40 award. Glick was the first American elected to serve on the Board of the Football League in England. He has also served on the Football Association Council and the Professional Game Board. Glick and his wife, Maria, have three children – Chuck, Ted and Maisy.



## JAKE BURNS

1ST NFL SEASON  
1ST PANTHERS SEASON

**VICE PRESIDENT - CHIEF REVENUE OFFICER**

Jake Burns joined Tepper Sports & Entertainment and the Carolina Panthers as Chief Revenue Officer in April 2021.

Among his duties as Chief Revenue Officer, Burns leads sales, marketing, digital media and broadcasting for the Panthers, Charlotte Football Club, and the team's new Rock Hill practice facility/headquarters and destination development.

Burns comes to TSE after five seasons with Major League Baseball's Washington Nationals, most recently serving as the team's Executive Vice President, Business Operations. In his role, he was responsible for all functions related to revenue generation, including corporate partnerships, licensing, ticket and suite sales, strategy and

analytics, broadcasting, marketing, brand management, game entertainment, retail, food and beverage, and non-baseball events at Nationals Park.

Prior to joining the Nationals, Burns spent 14 years in organizational and human capital strategy consulting, including eight years with Booz Allen Hamilton, a strategy and technology consulting firm based out of McLean, Va. While at Booz Allen Hamilton, Jake served as a Senior Associate in the firm's Defense and Intelligence Group where he was responsible for business development, account leadership, client delivery, and career management for a team of consultants who helped organizations envision, design, and implement major transformations.



## KRISTI COLEMAN

8TH NFL SEASON  
8TH PANTHERS SEASON

**VICE PRESIDENT - CHIEF FINANCIAL OFFICER**

Kristi Coleman is in her eighth season with the Carolina Panthers and third as Vice President and Chief Financial Officer.

Coleman originally joined the Panthers in 2014 as Controller. In 2016, she was promoted to Director of Finance/Controller and in 2019, she was named Vice President and Chief Financial Officer.

Coleman oversees all financial planning and management of Tepper Sports and Entertainment, which includes the Carolina Panthers, Charlotte Football Club and Bank of America Stadium. She develops the day-to-day financial operations by establishing budgets, managing all cash flows and maintaining the team's tax reporting and compliance. She also oversees all league and Collective Bargaining reporting. In addition to overseeing the organization's finances, she helps to oversee the organization's business strategy and data analytics, and human resource departments.

Coleman graduated summa cum laude from Clemson University with a B.S. in Accounting in 2006. She earned her Masters of Professional Accountancy from Clemson University in 2007 and earned her CPA certification in 2009. She began her professional career with the public accounting firm, Deloitte, leaving as audit Manager to join the Panthers in 2014.

Coleman is on the Finance Committee of Girls on the Run, a national non-profit organization that designs programming to develop and strengthen the social, emotional, physical and behavioral skills to help young girls successfully navigate life experiences. In 2020, she was recognized by *Charlotte Business Journal* as a "Forty Under 40" award winner. Coleman enjoys spending time with her husband, Wade, and two children, Thomas and Charlie. In the offseason, they enjoy boating on Lake Norman and vacationing in Charleston, S.C.



**MARK  
HART**

**26TH NFL SEASON  
3RD PANTHERS SEASON**

**VICE PRESIDENT - CHIEF OPERATING OFFICER**

Mark Hart is in his third year as the vice president and chief operating officer of Tepper Sports & Entertainment and the Carolina Panthers. He joined the organization in December 2018 after 23 seasons with the Pittsburgh Steelers.

In his role, Hart leads the development of the team's real estate and infrastructure projects and oversees the team's facility operations at Bank of America Stadium, including security, parking, and information technology. Hart is also an integral part of the Panthers efforts to bring more non-football events to Bank of America Stadium. Hart is leading the planning and development of the team's new headquarters in Rock Hill, S.C., the soccer-specific renovations project at Bank of America Stadium, and was instrumental in the development and construction of the Panthers' climate-controlled practice bubble – the Atrium Health Dome.

In Pittsburgh, Hart most recently served as the Steelers' vice president of planning and development, working with the Pittsburgh Pirates, the city of Pittsburgh and a real estate firm to spearhead the development of land between the Steelers' Heinz Field and the Pirates' PNC Park. The North Shore project, which began in 2003, has resulted in the construction of four office complexes, an indoor/outdoor amphitheater, a hotel, structured parking and numerous restaurants. He also led efforts for capital improvements to Heinz Field.

Hart originally joined the Steelers in 1996, helping with operations for Super Bowl XXX before earning positions of increasing responsibility throughout his time with the team.

A native of Pittsburgh, Hart graduated from Carnegie Mellon with a bachelors' of science in industrial management.



**JOE  
LABUE**

**19TH NFL SEASON  
11TH PANTHERS SEASON**

**VICE PRESIDENT - TICKET SALES & SERVICES**

Joe LaBue is the Vice President of Ticket Sales and Services for Tepper Sports & Entertainment and the Carolina Panthers. He is in his 11th season with the Panthers in 2021. In his role, LaBue oversees all operations and revenues in ticket sales and services for the Panthers. His group is responsible for the development, growth and retention of permanent seat licenses, membership clubs, single-game and full-season luxury suite rentals, corporate hospitality programs, and single-game ticketing.

LaBue directs the operations and ticket service teams tasked with year-round relationship building and maintenance of the 22,000-plus full-season accounts and single-game ticket inventory. Additionally, LaBue and his team are charged with management, sales, and service related to non-Panthers events at the stadium which have included the ACC football championship, annual college bowl and kickoff games, as well as international soccer matches and concerts.

LaBue has held various roles with the Panthers since joining the organization in 2011 as sales manager, a title he had for four years. In 2015, he was promoted to sales and suite services manager before being named director of ticket sales and premium services in 2018. Over his eight seasons, LaBue and his team have successfully overseen the development of seven additional private clubs, a redesign of the stadium's luxury suites, and the evolution of the corporate hospitality program.

Before his time with Carolina, LaBue spent three years with the Washington Capitals of the National Hockey League as a sponsorship sales executive and seven years with the Washington Redskins, where he held various positions, working his way up to become director of premium seating.

A native of Webster, N.Y., LaBue is a graduate of the University of Maryland with a bachelor's degree in communications. He and his wife, Melissa, have three children, Ashlyn, Riley, and Lincoln.





## EDDIE LEVINS

8TH NFL SEASON  
4TH PANTHERS SEASON

### VICE PRESIDENT - COMPLIANCE & OPERATIONS

Eddie Levins enters his fourth season with the Panthers and first as Vice President of Compliance & Operations. In his role, Levins oversees all building operations, security, health and safety, and event management.

From 2018-21, Levins served as Director of Security for the Panthers. Prior to the start of the 2020 season, Levins added the title of Infection Control Officer. He is responsible for ensuring that all of Tepper Sports & Entertainment follow the COVID-19 protocols for health and safety among players, staff and fans.

Before joining the team full-time, Levins worked as a Security Associate with the National Football League, a role he filled for four years (2014-18).

Prior to his time with the NFL, Levins spent 29 years with the Charlotte-Mecklenburg Police Department. He finished his career as Deputy Chief of Police before retiring in 2015.

Levins is a native of Charlotte and graduated with a degree in criminal justice and minored in psychology Gardner Webb College. Levins also played football collegiately one season at Appalachian State University.



## DAN O'NEILL

1ST NFL SEASON  
1ST PANTHERS SEASON

### VICE PRESIDENT - CORPORATE PARTNERSHIPS

Dan O'Neill joined Tepper Sports & Entertainment in June 2021. In his role, he is responsible for all aspects of corporate partnership sales revenue and activation for TSE, including the Carolina Panthers and Charlotte Football Club.

Prior to joining the Panthers, O'Neill spent eight years with Major League Baseball's Houston Astros, serving as Senior Director of Business Operations since November 2016. He was responsible for the financial and strategic operations of the Astros-owned minor league properties. O'Neill initially joined the Astros as Director of Major League Team Operations and was responsible for travel, team services and coordination of Spring Training. He also managed the Major League clubhouse, video and advance scouting departments.

Prior to joining the Astros in November 2012, O'Neill spent seven years in the investment management

industry in Chicago as Vice President, Business Development of Mesirow Advanced Strategies, Inc., a global multi-strategy hedge fund of funds, and as Partner and Chief Operating Officer of Oak Street Capital Management, LLC, a long/short equity hedge fund.

O'Neill graduated from the University of Illinois and received an MBA from the University of Chicago Booth School of Business. He was a four-year varsity letter winner for the Fighting Illini baseball team and was named First-Team All-Big Ten in 1998. He was selected by the Philadelphia Phillies in the 1999 Major League June Draft and played two seasons in its minor league system.

A native of Champaign, Ill., O'Neill and his wife, Jillian, have four children: Cali, Caden, Declan and Emma.



**KISHA  
SMITH**

**3RD NFL SEASON  
3RD PANTHERS SEASON**

**VICE PRESIDENT - HUMAN RESOURCES**

Kisha Smith joined the Panthers in October 2019 as Vice President of Human Resources.

Smith came to Carolina following a 15-year career with Walmart Inc. and Sam's Club. While with Walmart and Sam's Club, Smith led and supported the companies' logistics, regional operations, new store openings and headquarter functions in Florida, North Carolina, Washington D.C. and most recently in Bentonville, Ark., the location of the companies' headquarters.

Originally hired by the Walmart Logistics team as a Human Resource Office Manager in 2004, Smith held various roles with increasing responsibilities during her tenure within a few different business segments of the company, including Regional HR Director, Human Resources Business Partner, Corporate Health and Wellness HR Director, Divisional Human Resource Senior Director and ended her career with the organization within the Sam's Club division, serving as HR Senior Director.

Smith has a passion for and proven success in resolving complex human capital challenges, designing progressive compensation and benefits programs, and positioning various businesses for long-term growth. Smith has been recognized as a dynamic leader with sound judgment, professionalism, and the ability to foster a unified and productive work environment.

A native of Shelby, N.C., Smith earned a degree in business administration in 2006 from the University of North Carolina at Charlotte. She then went on to earn her MBA in human resource management from Columbia Southern University in 2013. Based on her faith and calling in life, Smith is in pursuit of a graduate studies degree in Christian education from Dallas Theological Seminary.

Smith, her husband, Marcus, their daughter Kylie, son, Santana, and their teacup yorkie Braxton reside in Matthews, NC.



# SCOTT FITTERER

**24TH NFL SEASON**  
**1ST PANTHERS SEASON**

**GENERAL MANAGER**

Scott Fitterer was named general manager of the Carolina Panthers in January of 2021. He previously worked with the Seattle Seahawks from 2001-2020 in a variety of roles, most recently as the vice president of football operations to which he was promoted prior to the 2020 season after serving as co-director of player personnel from 2015-19.

In that role, Fitterer worked collaboratively with former Panthers staffer Trent Kirchner in directing both the college scouting and pro personnel departments in acquiring talent and managing all aspects of the Seattle roster.

He was responsible for the evaluation of all draft-eligible players nationally, oversight of the Seahawks college scouting staff and worked closely with the general manager on every aspect of the annual Draft.

Since Fitterer took over that role in 2015, the Seahawks ranked second in the NFC with 62 total wins, including two division championships and five playoff appearances.

In that span, the Seahawks drafted players such as defensive end Frank Clark, wide receiver Tyler Lockett, defensive back Shaquill Griffin, safety Tre Flowers and wide receiver D.K. Metcalf.

From 2011-14, Fitterer served as the director of college scouting where he fully coordinated the Seahawks' scouting operation and delivering full scouting reports on college prospects throughout the draft process.

During that four-year stretch, Seattle notably drafted defensive back Richard Sherman, linebacker K.J. Wright, quarterback Russell Wilson and linebacker Bobby Wagner who accrued 20 Pro Bowl selections between them and led Seattle to six playoff victories and a win in Super Bowl XLVIII after the 2013 season.

Fitterer began his time in Seattle as an area scout in 2001, working in that role until 2010. Over Fitterer's 20-year stretch with the Seahawks from 2001-20, Seattle was second in the NFC with 188 regular season wins and tied with Green Bay for the most postseason wins (14) among NFC teams.

Before joining Seattle, Fitterer spent three seasons with the New York Giants (1998-2000), as a part-time scout before being assigned to the West Coast region for the 2000 season.

Fitterer was a two-sport athlete in college, playing quarterback in football and pitcher in baseball at UCLA (1992-94) and LSU (1994-95). A 1995 draft pick of the Toronto Blue Jays, Fitterer spent three years in Toronto's minor league system (1995-97) before his career ended due to three shoulder surgeries.

In 1998, Fitterer returned to UCLA to earn his undergraduate degree in history. Born in Seattle, Wash., he is a graduate of Kennedy High School in Seattle. Fitterer and his wife, Cherish, have two children – a daughter, Ella, and son, Cole.

## FITTERER'S HISTORY

1998-99	New York Giants Part-time Scout
2000	New York Giants West Area Scout
2001-10	Seattle Seahawks Area Scout
2011-14	Seattle Seahawks Director of College Scouting
2015-19	Seattle Seahawks Co-Director of Player Personnel
2020	Seattle Seahawks Vice President of Football Operations
2021-pres	Carolina Panthers General Manager



## STEVEN DRUMMOND

**21ST NFL SEASON  
18TH PANTHERS SEASON**

**VICE PRESIDENT - FOOTBALL OPERATIONS & SENIOR ADVISOR TO MANAGEMENT & OWNERSHIP**

Steven Drummond is in his 18th season with the Carolina Panthers and first as vice president of football operations and senior advisor to management & ownership.

In his role, Drummond oversees all facets within the football operations, player engagement, communications and community relations departments, while working closely with ownership to advise and support organizational decision-making and messaging.

Prior to this season, Drummond served as vice president and chief communications officer in 2020, overseeing the organization's front facing brands, directing public relations, digital and social media, broadcast video content, community relations and historical/alumni affairs.

In 2017, Drummond was elevated to director of communications and digital media, positioning the Panthers as one of the top social and digital brands in the NFL.

He became the team's director of communications in 2015, executing the team's public relations strategy in a season that saw Carolina advance to Super Bowl 50.

In 2012 and 2021, Drummond was selected by the NFL to participate in the Stanford University League of Leaders executive development program which provided an opportunity to get a broad and strategic understanding of the industry, operations, and competition from Stanford GSB professors and senior NFL management.

Drummond served as the Panthers' assistant director of communications from 2005-15 and previously worked as communications coordinator for the Jacksonville Jaguars from 2002-05.

A native of Rock Hill, S.C., Drummond graduated from South Carolina with a bachelor's degree in journalism and mass communication. He earned a master's degree in sports management from California University of Pennsylvania and serves on the National Junior College Athletic Association foundation board and Winthrop University foundation board.

Drummond and his wife, Kerry, have two children, Brennan and Haven.



## MIKE ANDERSON

**12TH NFL SEASON  
12TH PANTHERS SEASON**

**DIRECTOR OF FOOTBALL OPERATIONS**

Mike Anderson enters his 12th season with the Carolina Panthers and first as director of football operations in 2021.

In his role, Anderson is responsible for the team's travel logistics, including charters, hotels and ground transportation for home and away games. He is also tasked with overseeing training camp planning and department budgeting, while supporting day-to-day logistics.

Over the past four seasons (2017-20), Anderson served as assistant director of football operations.

Anderson originally joined Carolina in 2010, spending one season with the equipment staff before shifting to the football operations department in 2011. He was named football operations assistant in 2013, a position he held for four seasons before being promoted to assistant director of football operations.

A native of Charlotte, Anderson earned his undergraduate degree in Sport Management from N.C. State in 2010.

Anderson and his wife, Ashlee, have two sons, Wesley and Hayes.





## MATT ALLEN

12TH NFL SEASON  
12TH PANTHERS SEASON

### DIRECTOR OF PRO PERSONNEL

Matt Allen is in his 12th season with the Carolina Panthers and fifth season as the team's director of pro personnel after being elevated to the position in May 2017. In his role, Allen oversees a staff that is responsible for scouting upcoming opponents, evaluating free agents, monitoring the waiver wire and continually assessing talent across all professional football leagues.

Prior to being named the director, Allen served as a pro scout from 2013-16, after three seasons (2010-12) as the team's combine scout. As a pro scout, Allen assisted in the evaluation of professional free agents and helped with the advance scouting reports on future opponents. As combine scout, Allen covered all colleges in North

Carolina, South Carolina and Virginia as the team's representative for National Football Scouting. He also was responsible for assisting college scouts in the evaluation of prospects for the annual NFL Draft.

Allen began his career with the Panthers in 2000 helping the equipment manager with all facets of operation. Upon college graduation, he transitioned into college scouting by accepting the assistant position.

Allen graduated from Elon University, where he earned a bachelor's degree in Leisure and Sports Management. A graduate of Myers Park High School in Charlotte, N.C., Allen, his wife Martha and two sons, Harris and Elliott, live in Charlotte.



## ANDREW ALTHOFF

2ND NFL SEASON  
2ND PANTHERS SEASON

### DIRECTOR OF HUMAN PERFORMANCE

Andrew Althoff joined the Panthers as director of human performance in 2020, following 11 years at Baylor University in various roles.

In his current role, Althoff is responsible for integrating physical, psychological and social aspects of players' performance into a strategic approach.

Most recently, Althoff served as assistant athletic director for sports performance at Baylor. He was originally hired at Baylor as assistant director of Olympic sports in 2009. During his tenure with the school, Althoff held numerous titles including co-director of Olympic sports, associate director of football and director of applied performance.

Prior to his time at Baylor, Althoff worked at Valdosta State University where he designed and implemented programs for numerous sports including football which won the national championship in 2007.

Althoff played collegiately at Loras College. At the completion of his playing career, he became a student coach with the school. While at Loras, Althoff worked in strength and conditioning with multiple sports, including football. In 2006, he completed an internship at the University of Iowa working with the strength and conditioning program for Olympic sports.

Althoff holds a Master's in Education from Valdosta State University and a Bachelor's degree in Sports Science with minors in biology and coaching from Loras College. He has certifications from the National Strength and Conditioning Association, The Collegiate Strength and Conditioning Coaches Association, USA Weightlifting and is Functional Movement Certified.

Althoff and his wife, Chrissie, have three sons Tucker, Joel, and Eli.



## KATE CALLAWAY

2ND NFL SEASON  
2ND PANTHERS SEASON

### DIRECTOR OF PERFORMANCE NUTRITION

Kate Callaway enters her second season with the Panthers as director of performance nutrition in 2021. In her role, she is responsible for providing individual and team nutrition strategies for optimal performance and health.

Prior to joining the Panthers staff, Kate's experience includes work as a Sports Dietitian at the University of Mississippi (2016-20), Eating Disorder Treatment Dietitian at UNC-Chapel Hill Center of Excellence for Eating Disorders (2014-16), Director of Sports Nutrition at North Carolina State University (2012-14) and Sports Dietitian at Auburn University (2010-12).

Callaway, MS, RDN, CSSD, RYT-500/e-RYT 200, received a Bachelor of Science in Nutrition and Master of Science in Sports Nutrition from Auburn University.

She is a board-certified specialist in sports dietetics and has worked with both professional and collegiate athletes throughout her career. Additionally, she has been a registered yoga instructor since 2013.



## TODD GREEN

2ND NFL SEASON  
2ND PANTHERS SEASON

### DIRECTOR OF VIDEO

Todd Green joined the Panthers in 2020 as director of video for the football operations department.

As director of video, Green manages the football operations' video team, in charge of capturing, editing and organizing team video for the coaching and personnel staff throughout the season and off-season. In addition to film production, Green's staff is responsible for ensuring all meeting rooms for coaches and players are equipped with the necessary equipment, including projectors and computers. He is also tasked with overseeing the use of the team's 8K projector wall and virtual reality setups.

Before coming to Carolina, Green spent the previous six years at Clemson in the same role. While with the Tigers, he was a part of two national championships and five Atlantic Coast Conference titles.

Prior to his time at Clemson, Green worked five years at the United States Naval Academy, where he was originally hired as video director, before being promoted to assistant athletics director. Green also spent one year with the football team at the University of Arkansas in 2008. He got his start in college athletics in 2003 at The Citadel.

Green earned a master's degree from the University of South Carolina and an undergraduate degree from the University of Tennessee.

He and his wife, Lauren, have two children, son, Thaddeus, and daughter, Mckinlee Grace.



## KENT JOHNSTON

26TH NFL SEASON  
2ND PANTHERS SEASON

### DIRECTOR OF PLAYER WELLNESS

Kent Johnston enters his second season with the Panthers in 2021 as director of player wellness. He joined Carolina in 2020 following two years assisting head coach Matt Rhule at Baylor University.

Johnston originally retired from the NFL in 2017 after stops with multiple teams across the league. He got his start in the NFL in 1987 as strength & conditioning coach with the Tampa Bay Buccaneers, a position he held for five years (1987-91). He went on to become the strength & conditioning coach with the Green Bay Packers for seven years (1992-98), where he was a part of six playoff appearances and a Super Bowl XXXI winning team. Johnston was named Strength and Conditioning Coach of the Year in 1997.

Following his time with Green Bay, Johnston followed former Packers head coach Mike Holmgren to Seattle where he was the strength & conditioning coach for five seasons

(1999-03). He then spent two years (2004-05) at the University of Alabama, before stepping away from the sport to work in the non-profit and business line.

Johnston returned to the NFL in 2010 with the Cleveland Browns, where he spent three seasons (2010-12), before joining the San Diego Chargers staff (2013-16).

Before his time in the NFL, Johnston worked on the collegiate level at Northwestern State University (1979-80), Northeast Louisiana University (1980-81) and the University of Alabama (1983-86).

He was inducted into the USA Strength & Conditioning Coaches Hall of Fame in 2005.

A native of Mexia, Texas, Johnston attended Stephen F. Austin State University. He and his wife, Pam, have four sons: Kody, Kole, Clay and Cade.



## KEVIN KING

11TH NFL SEASON  
9TH PANTHERS SEASON

### HEAD ATHLETIC TRAINER

Kevin King is in his ninth season with the Panthers and second as head athletic trainer in 2021.

King oversees and directs an athletic training staff that is responsible for monitoring and caring for the overall health of the team and its personnel. He manages a staff consisting of full-time athletic trainers and season-long certified intern athletic trainers that are experienced in injury prevention and recovery, as well as conditioning and rehabilitation.

King was promoted to head athletic trainer in 2020 after serving seven years as assistant athletic trainer with the Panthers.

King got his start in the NFL in 1998 as a summer athletic training intern with the New York Giants. He also spent time with the Cleveland Browns as an athletic training intern in 2003 and 2004.

During his career, King also gained experience on the collegiate level, serving as an assistant athletic trainer at North Carolina State University for three years (2004-07)

before he became staff athletic trainer at the University of North Carolina (2007-13).

King attended East Carolina University where he earned a Bachelor of Science degree in Athletic Training & Sports Medicine, before going on to earn his Masters from the University of Connecticut.

In 2019, King was recognized at the North Carolina Athletic Trainers' Association Clinical Symposium and Awards Ceremony where he received the Bill Griffin Most Distinguished Athletic Trainer Award.

While advancing in the profession of athletic training and healthcare, King has remained active in committee work and leadership with various organizations, including the National Athletic Trainers' Association, Mid-Atlantic Athletic Trainers' Association, North Carolina Athletic Trainers' Association and Professional Football Athletic Trainers' Society.

A native of Wilson, N.C., King attended Beddingfield High School. He and his wife, Nicole, live in Charlotte.



## JEAN-BAPTISTE LAPORTE

**9TH NFL SEASON**  
**9TH PANTHERS SEASON**

### **DIRECTOR OF REHABILITATION**

Jean-Baptiste Laporte is entering his ninth season with Carolina in 2021, and second as the director of rehabilitation.

In his current role, Laporte is tasked with assessing injury prevention and rehabilitation of all injured personnel. Laporte previously served as a physical therapist and assistant athletic trainer with the Panthers for seven seasons (2012-19). Laporte also serves as the team's muscle activation techniques specialist.

Prior to his start in the NFL, Laporte spent over six years (2007-13) at Concordia University where he held various titles, including athletic trainer, physical therapist, laboratory coordinator and instructor. While at Concordia, he developed and instructed course material with students,

supervised athletic training students and specialized in the prevention, assessment and rehabilitation of musculoskeletal injuries. During his time at Concordia, Laporte also served as head athletic trainer and physical therapist with Football Canada/Football Quebec, assisting with the injury rehabilitation of athletes.

Laporte earned a Master in Physical Therapy in 2002. He went on to earn a Bachelor of Science degree from Concordia in athletic training/athletic therapy in 2006, before earning a Master of Science degree in rehabilitation science from California University of Pennsylvania in 2010.

Born in Paris, France, Laporte and his wife, Emilie Pashley, have one child, Luca.



## DAN MORGAN

**11TH NFL SEASON**  
**1ST PANTHERS SEASON**

### **ASSISTANT GENERAL MANAGER**

Dan Morgan was hired as assistant general manager of the Carolina Panthers in May of 2021.

Prior to joining Carolina, Morgan spent three years (2018-20) with the Buffalo Bills as director of player personnel. While with Buffalo, the team made two playoff appearances, including a trip to the AFC Championship during the 2020 season.

Morgan's front office experience started in 2010 when he joined the Seattle Seahawks. In his second season with the club, he was named assistant director of pro personnel, a position he held for four seasons (2011-14). In 2015, Morgan was promoted to director of pro personnel, where he was responsible for guiding the pro and advance scouting efforts for the club. Morgan was a member of the Seahawks staff that won Super Bowl XLVIII.

As a player, Morgan was selected by Carolina in the first round (11th overall) of the 2001 NFL Draft out of the University of Miami. The former linebacker played seven seasons for the Panthers from 2001-07, where he tallied 390 tackles and 11 takeaways. Morgan earned Pro Bowl honors in 2004 after posting a career-high 102 tackles. In Super Bowl XXXVIII, he totaled 25 tackles, a franchise postseason record.

In his collegiate career, Morgan became the first player in Miami history to be named captain as a sophomore. In 2000, he won the Nagurski Trophy and the Butkus and Bednarik Awards, becoming the first player in NCAA history to win all three in a career. He was named the 2000 Big East Player of the Year and earned All-America honors.

Morgan is a native of Coral Springs, Fla. He and his wife, Ashleigh, have three children, Lexi, Brady and Cali.



## JEFF MORROW

27TH NFL SEASON  
24TH PANTHERS SEASON

### SENIOR PERSONNEL EXECUTIVE

Jeff Morrow enters his 24th season with the Panthers and first as senior personnel executive in 2021.

Morrow is in his 27th season in the NFL and has spent his entire tenure with Carolina in the scouting department, most recently serving as executive director of player personnel from 2019-20. He served as the senior director of college scouting in 2018, after being elevated to director of college scouting prior to the 2017 season. Morrow spent one season as the assistant director of college scouting in 2016.

Morrow continues to be an integral part of the college scouting department, helping with NFL Draft preparations, while also evaluating Panthers personnel and team needs.

Morrow originally joined the Panthers in 1998 as an area scout following three years with National Football Scout-

ing and 14 years as a college coach. He was elevated to national scout in 2001 and earned the title of national scout/senior college scout in 2012.

Morrow coached at the University of Evansville from 1981-83 before moving to Tennessee from 1984-85 as a graduate assistant working with quarterbacks. He went to Morehead State (Ky.) from 1986-88, and served as offensive coordinator and quarterbacks/wide receivers coach prior to joining Louisville from 1989-94, and coaching receivers and kickers. He joined National Football Scouting in 1995.

A quarterback and punter at Kent State from 1979-80 after transferring from Inver Hills Community College, Morrow is a graduate of Champaign (Ill.) Centennial High School. He and his wife, Julie, have a son, Jordan, and live in Louisville, Ky.



## TAYLOR RAJACK

8TH NFL SEASON  
3RD PANTHERS SEASON

### DIRECTOR OF FOOTBALL ANALYTICS

Taylor Rajack is in his third season as the director of football analytics for the Carolina Panthers. He joined the Panthers in June 2019 following five seasons with the Philadelphia Eagles.

Rajack leads the Panthers football analytics department and is responsible for testing theories, studying trends for coaches, and assisting in the game preparation and management process. He also works with the personnel department on data-driven research pertaining to the Draft, Free Agency and other personnel-related decisions.

Rajack worked with the Eagles from 2014-18, serving the last two as assistant director of football analytics, helping the Eagles win Super Bowl LII during the 2017 season. Rajack began his career with the Eagles working as an intern in the summer of 2013 before joining the team full-time following college graduation.

Rajack attended the Massachusetts Institute of Technology, earning a degree in economics with a minor in management science.



## COLE SPENCER

12TH NFL SEASON  
1ST PANTHERS SEASON

### DIRECTOR OF COLLEGE SCOUTING

Cole Spencer enters his first season with Carolina in 2021 as director of college scouting. He joined the Panthers following 11 seasons with Washington, most recently serving as the team's national scout.

Spencer oversaw Washington's scouting operations in the Northeast, Midwest, and Southeast regions from 2011-18 before being promoted to the role of national scout in 2019.

Spencer originally joined Washington in 2010 and served as a scouting intern where he assisted in advance scouting and evaluation of NFL personnel. He also helped coordinate free agent workouts and college player visits.

Prior to entering the NFL, Spencer worked at Eastern Illinois for a year as football operations and defensive quality control assistant.

Spencer graduated with a degree in economics and a minor in history from Northern Illinois University. He is originally from Powell, Ohio and attended Olentangy High School.

He and his wife, Abbey, have two children, Bryn and Callen.



## PAT STEWART

15TH NFL SEASON  
2ND PANTHERS SEASON

### VICE PRESIDENT - PLAYER PERSONNEL

Pat Stewart enters his second season with the Panthers in 2021 and first as vice president of player personnel.

Stewart joined Carolina as director of player personnel in 2020 after serving as a national scout with the Philadelphia Eagles for two seasons (2018-19). In his time with the Eagles, Stewart was a part of two playoff appearances and one NFC East title.

Before joining Philadelphia's staff, Stewart spent 11 years (2007-17) with the New England Patriots in various positions. Originally hired as a scouting assistant, he went on to serve as both an area scout (2009, 2013-17) and pro scout (2010-12). In his 11 years with the Patriots, Stewart was a part of nine division championships, 10 playoff appearances, five Super Bowl appearances and two Super Bowl victories (XLIX and LI).

Prior to his start in the NFL, Stewart worked as an assistant director of football operations at Temple University (2006). Stewart spent one season as a graduate assistant at Western Carolina in 2005.

From 2000-04, he worked as a student manager at Ohio State while earning his bachelor's degree in Political Science, which he received in 2005.

Stewart and his wife, Whitney, have two sons, Theo and Calvin.





## SAMIR SULEIMAN

21ST NFL SEASON  
2ND PANTHERS SEASON

### DIRECTOR OF PLAYER NEGOTIATIONS & SALARY CAP MANAGER

Samir Suleiman (Suh-meer Soo-luh-muhn) is the team's primary negotiator and manages their \$200M salary cap/cash budget while working closely with Ownership, the General Manager and the Head Coach on building the roster, player procurement, strategic planning and compliance with League rules. He is also a member of the TSE Diversity and Inclusion Council.

Previously, Suleiman worked for the Pittsburgh Steelers (2013-19) as Football Administration Coordinator, managing their salary cap, negotiating player contracts, arranging team logistics and scouting. During that time, they won three AFC North Division championships.

Prior to joining the Steelers, Suleiman was hired in 2011 as an Expert Witness for the winning Defense in the Aldra Wilson v. Chad J. Prusmack, M.D. malpractice lawsuit.

He worked for the St. Louis Rams (2000-09) as Director of Football Administration when the team played in Super Bowl XXXVI. He was promoted to Director of Football Operations in 2005. He was the team's secondary football executive, primary negotiator and liaison with the NFL

Office, helping oversee the departments of player personnel, coaching, medical, video, equipment and player programs. He evaluated both collegiate and professional players, including most responsibilities of pro scouting directors. He was a concurrent member of the NFL Club Services Committee (2001-09).

Suleiman served as Manager of Contract Information for the Jacksonville Jaguars (1998-99) when the franchise won its first two division championships.

He began his career in 1997 with the NFL Management Council, analyzing player contracts and monitoring club compliance with the salary cap.

Born in Washington, D.C., Suleiman earned a B.S. degree in Sport Management from James Madison University, where he played WR on the 1994 Lambert Cup Championship football team. He also played semi-pro football for the Brooklyn (N.Y.) Mariners, winning the 1997 Garden State Football League Championship. Suleiman resides in Belmont, N.C., with his fiancée Erin.



## DON TONER

36TH NFL SEASON  
27TH PANTHERS SEASON

### EQUIPMENT MANAGER

Don Toner is in his 27th season with the Carolina Panthers, and his fourth as equipment manager in 2021.

Prior to his promotion, Toner served as the Panthers assistant equipment manager from 1995-2017, joining the franchise after nine years as an equipment assistant for the Buffalo Bills.

Toner began his career with the Bills in high school, assisting the equipment staff during training camp and gradually increasing his responsibility until he began traveling with the team in 1988.

Toner and his wife, Joelle, have a son, Donny, and a daughter, Nicole.



## *E.J.* **BARTHEL**

**2ND NFL SEASON**  
**2ND PANTHERS SEASON**

### **PRO SCOUT**


E.J. Barthel enters his second season with the Carolina Panthers and first in the scouting department in 2021.

Barthel came to Carolina in 2020 as a coaching assistant after spending the previous season as the running backs coach and recruiting coordinator at William & Mary College.

Prior to his time at William & Mary, Barthel served as the running backs and player development coach at Howard University in 2018. That season, he helped the Bison lead the Mid-Eastern Athletic Conference in rushing yards per game (192.8).

In the collegiate ranks, Barthel's recruiting expertise helped Penn State secure the nation's fifth-best recruiting class in 2017. Barthel worked under head coach Matt Rhule during his one-year stint at Temple in 2016, where he served as the director of on-campus recruiting and player personnel. He also led the recruiting efforts during his time at Rutgers in 2015.

As a player, Barthel played fullback for three seasons at Rutgers from 2003-05 before finishing the final two years of his career at the University of Massachusetts.



## *JONATHAN* **FIELDS**

**8TH NFL SEASON**  
**8TH PANTHERS SEASON**

### **COLLEGE SCOUT**

Jonathan Fields is in his second season as an area scout in 2021.

In his current role, Fields is responsible for scouting and evaluating college prospects from Southwest states, including Texas, Louisiana, Oklahoma, Kansas, Colorado, New Mexico, Arkansas and Nebraska.

Prior to becoming an area scout, Fields served as the club's BLESTO scout in 2019. In this role, he was the Panthers representative for BLESTO Scouting Service, covering the Rocky Mountain region, including Arizona, Colorado, Kansas, New Mexico, Utah and Wyoming.

Fields previously served as the pro scouting assistant for two years (2017-18). His scouting experience began in

2014 when he worked as a college scouting assistant, a position he held for three years (2014-16).

Fields got his start in the NFL as a football operations intern during training camp in 2010, 2011 and 2012. He then served as a season-long intern during the 2013 season before joining the staff fulltime the following year.

Fields is originally from Nashville, Tenn. and attended Antioch High School. He graduated from the University of Tennessee at Chattanooga with a degree in health and human performance. Fields and his wife, JaQuita, have two children, Jonathan and Jalayna.



## ROBERT HAINES

**20TH NFL SEASON**  
**20TH PANTHERS SEASON**


### COLLEGE SCOUT

Robert Haines has spent his entire NFL career with the Carolina Panthers. He serves as the team's Southeast area scout in 2021 after 11 years as the Northeast area scout.

Haines began his career with Panthers in August 2002, helping in the video department. In 2005, he continued his work in the video department and began a transition to college scouting assistant. In August 2007, Haines was named pro scouting assistant, a role in which he was responsible for grading free agents and assisting with the pro scouting advance. He was promoted in 2008 to the Panthers' combine scout, serving in that position for two seasons.

Haines graduated from East Carolina University, where he earned a bachelor's degree in communications with a concentration in Media Production. He graduated from Page High School in Greensboro, N.C.

Haines and his wife, Marcie, have twins, Eli and Madelyn, and another son, Jacob.



## ROB HANRAHAN

**21ST NFL SEASON**  
**5TH PANTHERS SEASON**

### ASSISTANT DIRECTOR OF PRO PERSONNEL

Rob Hanrahan enters his fourth season as the assistant director of pro personnel in 2021.


In his role, Hanrahan is tasked with assisting the pro personnel director in the coordination of pro scouting assignments of players on all other 31 teams in the NFL.

Hanrahan joined the Panthers in 2017 as a pro scout after 16 seasons with the Buffalo Bills, including the last two (2015-16) as the team's director of pro personnel.

As director of pro personnel, Hanrahan's responsibilities included overseeing the Bills pro scouting staff, advance reports for upcoming opponents, evaluating free agents and providing draft prospect evaluations.

Prior to his promotion to director, Hanrahan served as Buffalo's assistant director of pro personnel in 2014 and pro personnel coordinator from 2008-13. From 2004-07, Hanrahan served as a pro personnel assistant after two years as the team's scouting assistant. He first joined the Bills as an intern in the media relations department in 2001.

Hanrahan earned his bachelor's degree in Sports Management from SUNY-Cortland in 2001. He and his wife, Megan, have two children, Devlin Joseph and Josie Mae.



# JONATHAN HOWARD

**9TH NFL SEASON**  
**1ST PANTHERS SEASON**

## COLLEGE SCOUT

Jonathan Howard joined the Panthers in 2021 following eight seasons with New England.

In his role, Howard is responsible for scouting and evaluating college prospects from West Coast states, including Arizona, California, Oregon, Washington and Wyoming.

Howard spent the previous six seasons (2015-20) as a college scout for the Patriots. He originally joined the team in 2013 as a scouting assistant, a position he held for two years.

Prior to the NFL, Howard spent the 2012 season as a volunteer defensive & recruiting assistant at the University of Massachusetts.

He played safety and linebacker at Washington University in St. Louis, where he graduated in 2012 with a degree in economics & strategy, as well as marketing. He earned his master's degree in sport management from the University of Massachusetts in August 2013.

A native of Cincinnati, Ohio, Howard graduated from St. Xavier High School, where he was teammates with former Panthers linebacker Luke Kuechly on the 2007 Division I state title team.



# JARED KIRKSEY

**14TH NFL SEASON**  
**1ST PANTHERS SEASON**

## COLLEGE SCOUT

Jared Kirksey enters his first season as Carolina's national scout in 2021.

Kirksey comes to the Panthers with 13 years of NFL experience, including the past eight seasons with Jacksonville.

From 2013-20, Kirksey was a member of the Jaguars scouting department. Initially hired as the club's BLESTO scout, Kirksey was promoted to college scout in 2014, a position he held for seven seasons.

Prior to joining the Jaguars, Kirksey spent three seasons (2010-12) with the Tampa Bay Buccaneers and two years

with the Houston Texans (2008-09), where he served as the college and pro scouting intern. During his time with the Texans, Kirksey was in charge of evaluating specialists from all 32 teams around the league, among other duties.

Kirksey played collegiately at the University of Central Florida. He was born on July 29, 1985, in Gainesville, Fla. His father, Larry, previously served as the wide receivers coach for Jaguars and the Texans.



## LEE McNEILL

4TH NFL SEASON  
4TH PANTHERS SEASON

### BLESTO SCOUT

Lee McNeill enters his second season as BLESTO scout for the Carolina Panthers in 2021.

In his role, McNeill serves as the club's representative for BLESTO Scouting Service, covering the Mid-Atlantic region, including North Carolina, Virginia and West Virginia. Prior to becoming the team's BLESTO scout, McNeill served as football operations and pro scouting assistant during the 2019 season.

McNeill got his start with the Panthers in 2017 as a football operations training camp intern. He then served as a season-long intern with the football operations department for the duration of the 2018 season before earning a full-time position.

A native of Indian Trail, N.C., McNeill played quarterback at Porter Ridge High School. He was a member of the Charlotte 49ers first-ever recruiting class in 2012, where he played collegiately from 2012-16.

McNeill graduated from the University of North Carolina at Charlotte with a degree in business administration and went on to earn his MBA in 2017.

He lives in Matthews, with his wife, Natalia.



## ELI MONTAGUE

11TH NFL SEASON  
11TH PANTHERS SEASON

### COLLEGE SCOUT

Eli Montague is in his fifth season as an area scout for Carolina. He enters his first season as the team's Northeast area scout after previously covering the Mid-Atlantic and West areas.

Among various duties in his current role, Montague is responsible for scouting and evaluating prospects from Kentucky, West Virginia, Virginia, Washington D.C., Maryland, Delaware, Pennsylvania, New Jersey, New York, Connecticut, Rhode Island, Massachusetts, Vermont, New Hampshire and Maine.

Prior to becoming an area scout in 2017, Montague worked three seasons (2014-16) as the team's BLESTO scout. As BLESTO scout, Montague served as the club's representative for BLESTO Scouting Service, covering the Rocky Mountain region. He also assisted the college and pro scouting departments with a variety of player evaluation tasks.

Before becoming the BLESTO scout, Montague spent three seasons (2011-13) as the team's college scouting assistant, coordinating multiple aspects of the department's draft preparation process. Additionally, he assisted the football operations staff in several roles, including serving as the advance man for the club's away games.

Montague began his career with the Panthers in 2003, helping the equipment manager with all facets of operation. Upon college graduation in 2008, he worked in a variety of intern positions with the equipment, football operations, and pro scouting departments before making his transition into college scouting by accepting the assistant position.

Montague graduated from the University of North Carolina at Chapel Hill, where he earned a bachelor's degree in economics with a second major in history. In 2004, he graduated from Woodberry Forest School in Woodberry Forest, Va. Montague lives in Charlotte, N.C., with his wife, Mary, and their two children, Laurel and Reid.



## JOEL PATTEN

**24TH NFL SEASON  
6TH PANTHERS SEASON**

### COLLEGE SCOUT

Joel Patten joined the Panthers in 2016 as an area scout covering the Midwest. He is in his 24th year of NFL scouting and has more than a decade of professional playing experience.

Prior to joining Carolina, Patten spent four seasons with San Francisco, serving as the director of college scouting from 2010-12 and then as the director of player personnel in 2013. In 2009, he served as a regional scout for St. Louis. Prior to joining the Rams, he was a national scout for Washington from 2004-08. He also spent time as a regional scout for Houston (2000-03) and Washington (1996-99).

Patten played eight seasons in the NFL and three in USFL as an offensive tackle. He began his playing career as an undrafted free agent with Cleveland in 1980, seeing action in 56 career games for the Browns (1980-82), Colts (1987-88), Chargers (1989-90) and Los Angeles Raiders (1991-92). He also played for the Washington Federals (1983-84) and the Orlando Renegades (1985) of the USFL.

A graduate of Duke University, Patten and his wife, Betsy, have three children. His daughters are Christina and Kimberly. His son, Jake, is married to the former Brittany Kelly Cleveland and they have one daughter, Saylor Wrenn.



## TYLER RAMSEY

**13TH NFL SEASON  
1ST PANTHERS SEASON**

### COLLEGE SCOUT

Tyler Ramsey enters his first season with Carolina in 2021, serving as the club's national scout.

Ramsey joined the Panthers following 12 seasons with Seattle, most recently as an area scout for the Seahawks.

Ramsey started with Seattle in 2009 as a personnel intern before being named scouting assistant in 2011.

In his time with the Seahawks, Ramsey's duties consisted of advance scouting opponents, performing free agent and practice squad evaluations, monitoring the daily waiver wire and scouting the UFL and CFL.

Ramsey earned a bachelor's degree in business administration from the University of Washington in 2008 and completed a Masters of Business Administration degree from Washington State University in 2017.

Ramsey attended Bellevue High School in Seattle. The team won three consecutive 3A state titles (2001-03) and he was the starting quarterback and safety from 2003-04.

Married to wife, Cori, and they have three children, twins Tucker and Charlotte, and youngest Miller.



# COACHING STAFF



**CAROLINA  
PANTHERS**





# MATT RHULE

3RD NFL SEASON  
2ND PANTHERS SEASON

HEAD COACH

COLLEGE: PENN STATE

Matt Rhule enters his second season as head coach of the Carolina Panthers.

In his first season in 2020, Rhule revamped the Panthers roster, infusing youth on the defensive side of the ball.

The Panthers earned a 5-11 record and were competitive in nearly every game, with 11 contests decided by eight points or fewer which tied for second-most in the NFL.

Carolina had 11 rookies record defensive snaps with six starting at least one game. That group accounted for 287 tackles, the most by any first-year group in the NFL and fifth-most by a rookie class since 2000. The Panthers led the NFL with 15 fumble recoveries and tied for the league lead with three fumble recoveries for touchdowns.

Offensively, Carolina became the fifth team in the Super Bowl era to have four different players (DJ Moore 1,215, Robby Anderson 1,111, Curtis Samuel 1,051 and Mike Davis 1,015) record over 1,000 scrimmage yards. The Panthers also set a franchise record for the fewest punts (45) in a season.

Rhule was hired as Carolina's head coach on January 8, 2020 after three seasons (2017-19) as the head coach at Baylor University. Rhule helped rebuild the Baylor program, guiding the team from a 1-11 finish in his first season to a 7-6 record and a bowl berth in 2018 to an 11-3 record and appearance in the Big 12 Championship and the Sugar Bowl in 2019. In 2019, he was voted the Chuck Neinas Coach of the Year by his peers.

His performance at Baylor continued a head coaching career that saw him turn around college programs' fortunes and guide teams to success. In his head coaching debut at Temple, (2013-16), Rhule took the Owls from a 2-10 mark in his first season to a 6-6 record in 2014 and two consecutive 10-win seasons in 2015 and 2016. Rhule has spent 23 years as a coach in the college and NFL ranks.

Baylor's appearance in the 2019 Sugar Bowl was just the second-ever in school history, and under Rhule's leadership the Bears became the first Power 5 program to go from 11 losses (2017) to 11 wins (2019) within two seasons.

Sixteen different Baylor players earned all-conference honors in 2019, and defensive tackle James Lynch was named the 2019 Big 12 Defensive Player of the Year and Defensive Lineman of the Year, while Lynch, wide receiver Denzel Mims and defensive tackle Bravion Roy were all named first team all-conference.

In 2018, Rhule led the Bears to a 45-38 Texas Bowl win over Vanderbilt, and seven total victories, a six-win improvement over his first season. Rhule was only the second coach in Baylor history to make bowl trips in two of his first three seasons, joining John Bridgers (1960-61). Baylor wide receiver Jalen Hurst was named the 2018 Big 12 Newcomer of the Year and punter Drew Galitz was named first team coaches All-Big 12.

Additionally, linebacker Clay Johnston and Lynch were both named to the coaches all-conference second team.

From 2016-19, Rhule had 11 players selected in the NFL Draft, including the 2017 first round pick of the Arizona Cardinals Haason Reddick and Hurd, a 2019 third round selection by San Francisco. A total of 33 players have earned NFL opportunities in Rhule's first six seasons as a head coach.

In his time as a coach and player, Rhule's teams played in 10 bowl games, including four as a head coach.

Rhule came to Baylor after four seasons as head coach at Temple University. He guided the Owls to the school's first back-to-back 10-win seasons, a pair of bowl berths (2015-16), and the 2016 American Athletic Conference championship. He helped the Owls improve from a two-win season in his first year at the school in 2013.

The Owls earned their first top 25 ranking in 36 seasons under Rhule's guidance in 2015 and among the 29 all-conference honorees produced by Temple in his four seasons as head coach was 2015 Bednarik Award and Nagurski Trophy winner and two-time All-American Tyler Matakevich.

Rhule led Temple to the 2016 AAC championship and earned a bid to the Military Bowl. Nine players from that 10-3 squad received All-AAC honors and the Owl defense ranked third nationally allowing just 275.9 yards per game.

In 2015, Temple played in the AAC's inaugural championship game after finishing with a school-record 10 wins (10-4) and reaching No. 22 in the AP Top 25 with a Boca Raton Bowl berth. Thirteen players earned all-conference honors, led by consensus All-American and AAC Defensive Player of the Year Matakevich.

Rhule returned to Temple after coaching with the New York Giants under head coach Tom Coughlin in 2012, where he worked closely with Pat Flaherty in coaching the offensive line. The Giants finished 9-7 and offensive guard Chris Snee earned 2012 Pro Bowl honors.

Prior to his first stint in the NFL, Rhule spent six seasons as an assistant at Temple from 2006-11. He started as defensive line coach in 2006 before switching to the offensive side of the ball in 2007 as quarterbacks coach and recruiting coordinator. Rhule added offensive coordinator duties to his plate from 2008-10. In 2011, he served as tight ends coach.

From 2002-05, Rhule was an assistant at Western Carolina, serving as assistant head coach during his last three seasons. He also was part of the staffs at UCLA (2001), Buffalo (1999-2000) and Albright College (1998).

A native of New York City, Rhule played linebacker at Penn State from 1994-97. He holds a master's degree from Buffalo. Rhule and his wife Julie have three children, Bryant, Vivienne and Leona.

## PLAYING HISTORY

1995-97      Penn State      Linebacker

## COACHING HISTORY

1998	Albright College	Linebackers
1999-2000	University of Buffalo	Defensive Line
2001	UCLA	Defensive Line
2002	Western Carolina	Special Teams/Linebackers
2003-04	Western Carolina	Assistant Head Coach/Linebackers/Special Teams
2005	Western Carolina	Assistant Head Coach/Running Game Coordinator/ Special Teams/Linebackers
2006	Temple	Defensive Line
2007	Temple	Quarterbacks
2008-10	Temple	Offensive Coordinator/Quarterbacks
2011	Temple	Tight Ends
2012	New York Giants	Assistant Offensive Line
2013-16	Temple	Head Coach
2017-19	Baylor	Head Coach
2020-pres	Carolina Panthers	Head Coach





# CHASE BLACKBURN

6TH NFL SEASON  
6TH PANTHERS SEASON

## SPECIAL TEAMS COORDINATOR

COLLEGE: **AKRON**

Chase Blackburn enters his fourth season as Carolina's special teams coordinator and second on head coach Matt Rhule's staff. A former NFL player, Blackburn has five years of coaching experience, serving as Carolina's special teams assistant in 2016 and 2017 and coordinator from 2018 to the present.

In 2020, rookie punter Joseph Charlton earned NFC Special Teams Player of the Week honors after tying a franchise record with five punts inside the 20 at Washington. Carolina set a franchise record for the most punts inside the 20 (46.7 percent), ranking third in the NFL.

The punt coverage team turned one of those punts inside the 20 into points as Brandon Zylstra recovered a muffed punt in the end zone for a touchdown at Washington.

In 2019, rookie kicker Joey Slye set a franchise record by hitting an NFL-best eight field goals from 50 yards or longer. Carolina's punting game converted two fake punts for first downs, while punter Michael Palardy put 25 punts inside the 20 with only three touchbacks.

In 2018, the Panthers ranked third in the NFL with a touchback percentage of 77.9, knocking 60-of-78 kickoffs for touchbacks. Carolina ranked sixth in the league in field goal percentage as kickers Graham Gano and Chandler Catanzaro combined to hit 19-of-21 field goals, including 5-of-6 from 50 yards or longer. Gano's 63-yard game-winning field goal against the Giants tied for the longest game-winning field goal in NFL history and second-longest all-time.

Palardy helped the Panthers pin teams deep as Carolina ranked fifth in the NFL in average starting field position (27.1).

In 2017, Blackburn coached a Panthers special teams unit that produced a kickoff return touchdown and a punt return touchdown in the same season for the first time since 2003.

Gano earned his first Pro Bowl selection after setting a franchise record with an NFL-leading 96.7 field goal percentage (29-of-30). Gano also led the NFL in touchback percentage at 85.4, sending 70 of his 83 kickoffs into the end zone for touchbacks. In the NFC Wild Card round at New Orleans, Gano converted a franchise playoff-record 58-yard field goal, tying the NFL postseason record.

In 2016, the Panthers led the NFL and tied a team record with three blocked field goals. Defensive tackle Vernon Butler was responsible for two of them, equaling Julius Peppers' team record for the most blocked field goals in a season.

Blackburn made his coaching debut in 2016 after serving as a coaching intern with the Panthers during the 2016 off-season.

In 10 seasons as a linebacker from 2005-14, Blackburn recorded 265 tackles, 4.5 sacks, four interceptions, 10 passes defended and four forced fumbles in 132 games with 45 starts. On special teams, he posted 123 tackles, two forced fumbles and three fumble recoveries.


Originally signed as an undrafted rookie free agent by the New York Giants in 2005, Blackburn played eight seasons with the Giants and led the team in special teams tackles for six consecutive years from 2005-10. In 2008, Blackburn was named a Pro Bowl alternate as a cover specialist. He earned two Super Bowl rings with the Giants, contributing to their victories in Super Bowls XLII and XLVI.

Blackburn played his final two seasons with the Panthers.

A three-year starter at linebacker and defensive end for Akron, Blackburn played in 45 games with 34 starts and totaled 293 tackles, 38.5 tackles for loss, 11 sacks and three interceptions. He earned second-team All-Mid-American Conference honors as a junior in 2003 and played in the Gridiron Classic in 2004. Blackburn attended Marysville (Ohio) High School and graduated from Akron with a degree in mathematics.

## COACHING HISTORY

2016-17	Carolina Panthers   Special Teams Asst.
2018-pres	Carolina Panthers   Special Teams Coord.



# JOE BRADY

4TH NFL SEASON  
2ND PANTHERS SEASON

## OFFENSIVE COORDINATOR

COLLEGE: **WILLIAM & MARY**

Joe Brady enters his second season as the Panthers offensive coordinator after he was hired from LSU in January of 2020.

Last season, the Panthers offense became just the fifth unit in the Super Bowl era to produce four different players (DJ Moore 1,215, Robby Anderson 1,111, Curtis Samuel 1,051 and Mike Davis 1,015) with over 1,000 scrimmage yards. Moore and Anderson combined to be one of two pairs of wide receivers with over 1,000 receiving yards in the NFL this season, and quarterback Teddy Bridgewater set a franchise record with a 69.1 completion percentage, ranking fifth in the NFL.

Carolina set a franchise record for the fewest punts (45) in a season and tried a franchise-record 27 fourth-down attempts, converting over half (55.6) of them.

Prior to Carolina, Brady served as passing game coordinator for LSU for one season in 2019. He helped quarterback Joe Burrow win the Heisman Trophy as the Tigers went undefeated and won the College Football Playoff national championship game over Clemson. Brady won the Broyles Award as college football's top assistant coach in 2019.

LSU finished the season with college football's top-rated offense, averaging 568.5 yards and 48.4 points per game. The Tigers finished second in passing offense with 401.6 passing yards per game while Burrow set a new FBS single-season record with 60 passing touchdowns.

Wide receiver Ja'Marr Chase won the 2019 Fred Biletnikoff Award, recognizing the nation's best receiver. Chase finished second in the FBS with 127.1 receiving yards per game, while leading all FBS players with 20 receiving touchdowns, two ahead of teammate Justin Jefferson who was second with 18 receiving touchdowns.

Prior to his year at LSU, Brady spent two seasons in the NFL as an offensive assistant with the New Orleans Saints, working with head coach Sean Payton and quarterback Drew Brees.

Over 2017 and 2018, the Saints won consecutive division titles and were third in the NFL with 911 total points scored in those two seasons. Brees posted a cumulative passer rating of 109.5 over those two seasons, good for second-highest in the NFL.

Prior to his two years with the Saints, Brady spent two years as a graduate assistant at Penn State from 2015-16. While at Penn State, the Nittany Lions won the 2016 Big 10 title with a victory over Wisconsin in the league's championship game and then played in the Rose Bowl.

Brady got his start in coaching at his alma mater William & Mary where he coached linebackers in 2013-14.


As a player, Brady played wide receiver for William & Mary from 2009-12, twice earning academic all-conference honors. In his time there, the Tribe reached the NCAA FCS playoffs twice, including a trip to the semifinals in 2009. Brady capped his career at William & Mary earning four letters after seeing action in 23 games.

Brady graduated from William & Mary in 2013 with a double major – process management and consulting along with kinesiology and health sciences. He earned his Master's degree from Penn State in educational leadership in 2018 while he was coaching with the Saints.

A native of Pembroke Pines, Fla., Brady originally signed with the Air Force Academy after an outstanding prep career at Everglades High School. Brady transferred to William & Mary after one year on the football team at Air Force.

## COACHING HISTORY

2013-14	William & Mary   Linebackers
2015-16	Penn State   Graduate Assistant
2017-18	New Orleans Saints   Offensive Assistant
2019	LSU   Passing Game Coord/Wide Receivers
2020-present	Carolina Panthers   Offensive Coordinator



# PHIL SNOW

6TH NFL SEASON  
2ND PANTHERS SEASON

**DEFENSIVE COORDINATOR**

**COLLEGE: CAL-STATE HAYWARD**

Phil Snow enters his second season as Carolina's defensive coordinator in 2021 after coming to the Panthers from Baylor as part of head coach Matt Rhule's staff.

In 2020, the Panthers had 11 rookies record defensive snaps with six starting at least one game. Carolina led the NFL with 3,498 total defensive snaps by rookies. That group accounted for 287 tackles, the most by any first-year group in the NFL and fifth-most by a rookie class since 2000. Carolina led the NFL with 15 fumble recoveries and tied for the league lead with three fumble recovery touchdowns.

Linebacker Jeremy Chinn garnered votes for the NFL Rookie of the Year award and earned PFWA All-Rookie honors as the second-round draft pick led the NFL with the most tackles (116) by a rookie. He became the first player in the Super Bowl era with fumble recovery TDs on consecutive plays from scrimmage (at MIN 11/29/20) and became the first Panther with two NFL Rookie of the Month awards in one season (October and November).

Defensive end Brian Burns led the Panthers with 9.0 sacks while ranking fifth among DE's with 21 QB hits. Rookie defensive tackle Derrick Brown garnered PFWA All-Rookie honors as he posted eight tackles for loss, ranking third among all rookies in 2020.

Snow joined the Panthers in 2020 after spending the last three years as defensive coordinator at Baylor with Rhule. Snow and Rhule have coached together for over eight years, with stops at Temple, Baylor and now Carolina.

A veteran with 37 years of collegiate coaching experience, Snow has served as defensive coordinator at seven previous schools, among them UCLA, Washington, Arizona State, Boise State and Temple and Baylor. He also coached four seasons in the NFL with the Detroit Lions.

Under Snow's leadership in 2019, Baylor ranked 20th in the nation in total defense, and finished second in turnovers gained (30), third in interceptions (17), eighth in sacks per game (3.31), and fifth in turnover margin (1.08). During Snow's final year in Waco, he saw Baylor defensive tackle James Lynch finished fifth in the nation in sacks (13.5) and cornerback Grayland Arnold ranked fifth in interceptions (6). Lynch was also named the Big 12's Defensive Player of the Year, and the unit placed two players on the All-Big 12 First Team Defense.

Prior to Baylor, Snow spent four seasons at Temple under Rhule, where his squad led the AAC in defense in both 2015 and 2016. The 2016 defense ranked third nationally in total defense (282.5 ypg) and 11th in scoring (18.4 ppg) to help lead the Owls to an AAC championship and 10-4 record. Snow coached All-AAC linebacker and eventual first-round draft pick Haason Reddick, picked 13th overall by the Arizona Cardinals in 2017.

Snow's 2015 defense at Temple led the conference in most defensive categories, including rushing and scoring, led by first-team All-American linebacker Tyler Matakevich. The 2014 Owls' defense ranked fourth nationally in scoring (17.5 ppg, an improvement from 29.8 the previous season). Temple made 30

takeaways to rank among the top five programs nationally (including a nation's-best 19 fumble recoveries).

Prior to Temple, Snow spent three seasons as the defensive coordinator and defensive backs coach at Eastern Michigan University.

From 2005-08, Snow coached in the NFL with the Detroit Lions, where he mentored the linebackers. In 2007, linebacker Ernie Sims ranked fourth in the NFL with 134 tackles.

Prior to his stint in the NFL, he coached at the University of Washington, in 2004 as the defensive coordinator and 2003 as co-coordinator.

Snow spent two seasons as the defensive coordinator at UCLA, where he mentored current Baylor head coach Matt Rhule during the 2001 season. The Bruins led the Pac-10 in total defense in Snow's first season. Linebacker Robert Thomas, a 2002 first-round draft pick of the Rams, won 2001 Pac-10 Defense Player of the Year honors.

Prior to UCLA, Snow spent nine seasons as the defensive coordinator at Arizona State and helped lead the Sun Devils to the 1996 Rose Bowl, 1997 Sun Bowl and 1999 and 2000 Aloha Bowls.

Snow was defensive backs coach at California from 1987-91, served as an assistant at Boise State from 1982-86 and took his first collegiate job at Laney College in 1979 where he worked through 1981.

A 1978 graduate of Cal-State Hayward, Snow began his coaching career at the high school level, coaching at Berkeley (Calif.) High School in 1976 and at his high school alma mater, Winters (Calif.) High School, from 1977-78.

The Woodland, Calif., native, earned his associate's degree at Sacramento City College in 1975 before completing his bachelor's at Cal-State Hayward. Snow and his wife, Debra, have two sons, Philip and Jacob.

## COACHING HISTORY

1979	Laney College   Defensive Backs
1980-81	Laney College   Defensive Coordinator
1982	Boise State   Defensive Backs
1983-86	Boise State   Defensive Coord./Safeties
1987-91	California   Defensive Backs
1992-94	Arizona State   Defensive Backs
1995-2000	Arizona State   Defensive Coordinator
2001-02	UCLA   Defensive Coordinator/Safeties
2003	Washington   Co-Defensive Coord./Cornerbacks
2005	Detroit Lions   Defensive Assistant
2006-08	Detroit Lions   Linebackers
2010-12	Eastern Michigan   Defensive Coordinator
2013-16	Temple   Defensive Coordinator
2017-19	Baylor   Defensive Coordinator
2020-present	Carolina Panthers   Defensive Coordinator



# BRIAN ANGELICHIO

10TH NFL SEASON  
2ND PANTHERS SEASON

## TIGHT ENDS

COLLEGE: **ST. LAWRENCE UNIVERSITY**

Brian Angelichio enters his second season as Carolina's tight ends coach in 2021.

Last season, Ian Thomas led the tight ends with 20 receptions for 145 yards, while the group helped block for running back Mike Davis who posted his first career season with over 1,000 scrimmage yards.

Angelichio has nine years of NFL experience after coming to Carolina from Washington following the 2019 season where he coached tight ends.

Prior to his time in Washington, Angelichio spent three years coaching the Packers' tight ends from 2016-2018. During that stretch, Angelichio helped lead the Packers to an NFC Championship appearance in 2016.

Angelichio spent two years coaching tight ends for the Cleveland Browns from 2014-15. During the 2015 season, Angelichio helped former Panther Gary Barnidge to a career-best season, totaling 79 receptions for 1,043 yards and nine touchdowns. Barnidge led the Browns in receiving and his standout numbers earned him his first-ever Pro Bowl selection.

Prior to the Browns, Angelichio coached tight ends with the Buccaneers from 2012-13. In 2013, Angelichio helped transform undrafted rookie tight end Tim Wright into the Bucs' second-leading receiver, posting what would remain a career-high 54 receptions for 571 yards and five touchdowns. Wright finished the year as the only rookie tight end to surpass 500 receiving yards that season.

Before his time in the NFL, Angelichio made stops at Rutgers University, the University of Pittsburgh, SUNY-Brockport, and a 10-year gig at Ithaca College.

As a player, Angelichio was a three-year starter at outside linebacker for St. Lawrence University, and he also served as team captain for their baseball team. Angelichio later received a master's degree at Ithaca College.

## COACHING HISTORY

1995	SUNY-Brockport   Secondary
1996-97	Ithaca College   Linebackers
1998	Ithaca College   Wide Receivers
1999	Ithaca College   Offensive Line
2000-05	Ithaca College   Offensive Coordinator/ Offensive Line
2006	University of Pittsburgh   Offensive Assistant/Tight Ends
2007-10	University of Pittsburgh   Tight Ends
2011	Rutgers University   Tight Ends
2012-13	Tampa Bay Buccaneers   Tight Ends
2014-15	Cleveland Browns   Tight Ends
2016-18	Green Bay Packers   Tight Ends
2019	Washington Redskins   Tight Ends
2020-pres	Carolina Panthers   Tight Ends



# THOMAS BARBEAU

2ND NFL SEASON  
2ND PANTHERS SEASON

## STRENGTH & CONDITIONING ASSISTANT

COLLEGE: **MCGILL UNIVERSITY**

Thomas Barbeau enters his second season as a strength & conditioning assistant after he was hired in the spring of 2020.

Barbeau came to the Panthers from Baylor where he worked with head coach Matt Rhule and strength & conditioning coach Jeremy Scott for one year in 2019 as the football program's athletic performance coach. In 2017 and 2018 at Baylor, Barbeau was an applied performance assistant, working with athlete performance readiness technologies across all sports while also working part-time with football.

Prior to Baylor, Barbeau was the head olympic strength & conditioning coach at Plymouth State University (New Hampshire) from 2016-17. He also spent two years as the strength & conditioning coach at College Durocher Saint-Lambert, a prep school in Montreal, Canada.

Barbeau earned his bachelor's degree in education at McGill University (Montreal) in 2016 where he played basketball. He then earned his master's degree in exercise physiology from Baylor in 2018.

## COACHING HISTORY

2016-17	Plymouth State University   Head Olympic Strength & Conditioning Coach
2017-18	Baylor   Applied Performance Assistant
2019	Baylor   Football Athletic Performance
2020-pres	Carolina Panthers   Strength & Conditioning Assistant





# COREY CAMPBELL

1ST NFL SEASON  
1ST PANTHERS SEASON

**STRENGTH & CONDITIONING ASSISTANT**

COLLEGE: **GEORGIA**

Corey Campbell enters his first season with the Panthers in 2021.

Campbell came to Carolina from Baylor, where he spent the past four years (2017-20) on the Bears' football staff, most recently serving as the team's director of athletic performance. From 2017-19, Campbell served as the assistant director of athletics performance.

Before his time at Baylor, Campbell had a brief stint as assistant director of football strength and conditioning at Purdue in the spring of 2017. He spent the 2016 season at Cincinnati, where he worked with the football, cheerleading and golf programs. Prior to Cincinnati, Campbell spent time as a strength and conditioning graduate assistant at Georgia College and as an intern at the University of Georgia.

A two-year letter winner as a fullback and special teams standout at Georgia, Campbell played four seasons (2010-13) for the Bulldogs.

Campbell graduated from Georgia in 2013 with a bachelor's degree in biological science and earned a master's degree in kinesiology from Georgia College in 2016.

## COACHING HISTORY

2016	Cincinnati   Strength & Conditioning Asst.
2017-19	Baylor   Assistant Director of Athletics Performance
2020	Baylor   Director of Athletic Performance - Football
2021-pres	Carolina Panthers   Strength & Conditioning Assistant



# EVAN COOPER

2ND NFL SEASON  
2ND PANTHERS SEASON

**CORNERBACKS/DIRECTOR OF PLAYER EVALUATION**

COLLEGE: **TEMPLE**

Evan Cooper enters his second season with the Panthers in 2021.

Cooper came to Carolina in 2020 after spending the previous three seasons on head coach Matt Rhule's staff at Baylor.

In 2020, Cooper helped cornerback Donte Jackson lead the team with three interceptions and 11 passes defended, despite playing through a foot injury.

Before joining Carolina, Cooper served as cornerbacks coach for Baylor, as well as the team's recruiting coordinator. With Coopers' assistance, the Bears defense finished third in the nation in interceptions (17) and second in turnovers gained (30), and cornerback Grayland Arnold ranked fifth in the country in interceptions (6) in 2019. Cooper also spent one season as assistant defensive line coach with Baylor. As a recruiting coordinator, Cooper helped the Bears secure three straight top-35 recruiting classes during Rhule's tenure in Waco.

Prior to working with Baylor as cornerbacks coach and recruiting coordinator, Cooper served as the team's director of player personnel during the 2017 season – a role he had previously held under Rhule at Temple during the 2015 and 2016 seasons. Cooper spent the first half of 2015 with the University of Miami before returning to Temple.

In 2013, Cooper was a part of Rhule's initial staff at Temple as a graduate assistant, working with the defense, before being promoted to director of external operations in 2014.

As a player, Cooper was a four-year letterwinner for the Owls from 2005-08. As a senior, Cooper had 44 tackles, including 31 solos, three break-ups, and two forced fumbles, earning the 2008 Carlos Diaz Award as the most improved player following his final season.

Cooper received his degree in sport and recreation management from Temple in 2009.

## COACHING HISTORY

2013	Temple   Graduate Assistant
2014	Temple   Director of External Operations
2015	University of Miami
2015-16	Temple   Director of Player Personnel
2017	Baylor   Director of Player Personnel
2018-19	Baylor   Cornerbacks and Recruiting Coordinator
2020-pres	Carolina Panthers   Cornerbacks



# MATTHEW "LOS" DELGADO

2ND NFL SEASON  
2ND PANTHERS SEASON

**ASSISTANT TO THE HEAD COACH**

COLLEGE: **SAN JOSE STATE**

Matthew "Los" Delgado begins his second season in Carolina as assistant to the head coach in 2021. Delgado came to the Panthers last year after three seasons (2017-19) at Baylor University.

Delgado joined the Baylor football staff in January 2017. After two seasons as director of video technology, he was promoted to director of football operations/NFL Pro liaison in June 2019.


Delgado moved to Baylor from Temple where he served as video coordinator on head coach Matt Rhule's staff from 2014-16. In that capacity, he coordinated all practice and game tape for the coaching staff, broke down opponent film, oversaw the video library, and created video highlights for internal and external use.

Delgado joined the Owls after a three-year stint with the University of New Hampshire where he was the director of video operations as well as their NFL/Pro liaison. Prior to his time at UNH, he worked in player personnel and was responsible for video operations for the San Jose SaberCats of the Arena Football League.

The Cupertino, Calif., native graduated from San Jose State with a degree in communications. While at SJSU, Delgado got his start in football interning for the San Francisco 49ers where he worked on draft and other film evaluations for their football operations department. Delgado and his wife, Meghan, have one child, Vincent Joseph Delgado.

## HISTORY

2006-10	San Francisco 49ers   Football Operations Intern
2010-11	San Jose SaberCats   Football Operations/Personnel Evaluator
2011-14	University of New Hampshire   Director of Video Operations/NFL Pro Liaison
2014-16	Temple   Video Coordinator
2017-19	Baylor   Director of Football Technology
2020-pres	Carolina Panthers   Assistant to the Head Coach



# ROB DVORACEK

1ST NFL SEASON  
1ST PANTHERS SEASON

COACHING ASSISTANT

COLLEGE: **TEMPLE**

Rob Dvoracek begins his first season in the NFL as a coaching assistant in 2021. A former linebacker and student assistant at Temple, Dvoracek spent the past two seasons as an assistant coach at Lehigh.

Dvoracek worked with the defensive ends and outside linebackers at Lehigh in the 2019 and 2020 seasons.

Prior to Lehigh, he spent two seasons as a defensive quality control coach at Baylor under head coach Matt Rhule and defensive coordinator Phil Snow.

Dvoracek spent five seasons as part of the football program at Temple prior to Baylor. He was a two-year letter winner as a linebacker (2012 and 2013) before transitioning into a coaching role following a career-ending injury. Dvoracek served as a student assistant for the Owls while earning his bachelor's degree in adult and organizational development in 2016 and adding a master's degree in educational leadership the following year.

## COACHING HISTORY

2017-18	Baylor   Defensive Quality Control
2019-20	Lehigh   Defensive Ends/Outside Linebackers
2021	Carolina Panthers   Coaching Assistant



**ED  
FOLEY**

**2ND NFL SEASON  
2ND PANTHERS SEASON**

## **ASSISTANT SPECIAL TEAMS**

**COLLEGE: BUCKNELL**

Ed Foley begins his second season as assistant special teams coach in 2021.

He has over 30 years of coaching experience, including spending the 2019 season on head coach Matt Rhule's staff at Baylor as a special teams analyst.


Prior to Baylor, Foley spent 11 years at Temple in a number of roles, including interim head coach on two occasions, once in 2016 and again in 2018. Under Rhule at Temple from 2013 to 2016, Foley served as assistant head coach, tight ends coach and special teams coordinator. Foley consistently coached the Owls' special teams units to be one of the top programs in the country.

Before his time at Temple, Foley made stops at multiple schools, including Hofstra, Fordham, Jacksonville, Penn, Williams and Albany. Foley's longest tenure during that stretch came at Fordham, where he spent seven years (1999-2005), including two seasons as head coach (2004-05).

As a player, Foley played offensive line at Bucknell University, where he was a three-year starter at guard and center.

## **COACHING HISTORY**

1989-90	University of Albany   Offensive Line
1991-93	University of Pennsylvania   Tight Ends/Tackles
1994	Williams College   Offensive Line
1995-97	University of Pennsylvania   Tight Ends/Tackles
1997-98	Jacksonville University   Offensive Coordinator/Offensive Line
1999-03	Fordham University   Offensive Coordinator/Offensive Line
2004-05	Fordham University   Head coach
2006-07	Hofstra University   Assistant Head Coach
2008-10	Temple   Recruiting Coordinator/Tight Ends/Offensive Line
2011-12	Temple   Director of Operations
2013-16	Temple   Assistant Head Coach/Tight Ends/Special Teams Coordinator
2016	Temple   Interim Head Coach
2017	Temple   Tight Ends/Special Teams Coordinator
2018	Temple   Assistant Head Coach/Tight Ends/Special Teams Coordinator
2018	Temple   Interim Head Coach
2019	Baylor   Special Teams Analyst
2020-pres	Carolina Panthers   Assistant Special Teams



# KEVIN M. GILBRIDE

11TH NFL SEASON  
1ST PANTHERS SEASON

**DEFENSIVE ANALYST**

COLLEGE: **HAWAII**

Kevin M. Gilbride joined the Panthers as defensive analyst in 2021. Gilbride brings 17 seasons of coaching experience along with him, including 10 in the NFL.

Gilbride was most recently the tight ends coach with the Chicago Bears during the 2018 and 2019 seasons. In 2018, Chicago's Trey Burton hauled in 569 yards receiving with six touchdowns, tied for fourth among NFL tight ends that season. That year, the Bears won the NFC North division for the first time in nine seasons.

Prior to Chicago, Gilbride spent eight seasons with the New York Giants from 2010-17, working his way up from offensive quality control (2010-11) to wide receivers coach (2012-13) to tight ends coach (2014-17) for his last four seasons in New York.

In 2017, Gilbride coached Giants rookie Evan Engram who finished fifth among tight ends with 722 receiving yards and six touchdowns. It marked the most receiving yards by any NFL rookie tight end since the 2002 season when Jeremy Shockey recorded 894 receiving yards.

The 2016 Giants earned a spot in the playoffs by finishing second in the NFC East and ranked 13th in the NFL with 26 receiving touchdowns. In 2014, the Giants tight ends, led by Larry Donnell, combined to record 11 receiving touchdowns which ranked sixth in the NFL that season.

Gilbride was also a part of the 2011 Giants team that went on to win Super Bowl XLII after advancing through the playoffs as a wild card team.

Prior to New York, Gilbride worked with Panthers head coach Matt Rhule at Temple (2007-09) as the Owls' wide receivers coach. In 2009, the Owls went 9-4 and advanced to the EagleBank Bowl, the program's first bowl appearance since 1979.

Gilbride started as a graduate assistant at Syracuse (2003-05) and also spent a year at Georgetown (2006) as receivers coach.

The son of former New York Giants offensive coordinator Kevin B. Gilbride, Gilbride graduated from the University of Hawaii in 2003 with a communications degree after playing football and baseball for the Rainbow Warriors.

## COACHING HISTORY

2003-05	Syracuse   Graduate assistant
2006	Georgetown   Receivers/Tight Ends
2007-09	Temple   Wide Receivers
2010-11	New York Giants   Offensive Quality Control
2012-13	New York Giants   Wide Receivers
2014-17	New York Giants   Tight Ends
2018-19	Chicago Bears   Tight Ends
2021	Carolina Panthers   Defensive Analyst



**AL**  
**HOLCOMB**

**13TH NFL SEASON**  
**7TH PANTHERS SEASON**

**DEFENSIVE RUN GAME COORDINATOR**

**COLLEGE: WEST VIRGINIA**

Al Holcomb begins his second season in his second stint in Carolina as the defensive run game coordinator.

Last season, Holcomb worked closely with standout rookie Jeremy Chinn. Chinn garnered votes for the NFL Rookie of the Year award and earned PFWA All-Rookie honors as the second-round draft pick led the NFL with the most tackles (116) by a rookie. He became the first player in the Super Bowl era with fumble recovery TDs on consecutive plays from scrimmage (at MIN 11/29/20) and became the first Panther with two NFL Rookie of the Month awards in one season (October and November).

Holcomb returned to Carolina in 2020 after a season as the defensive run game coordinator in Cleveland in 2019. He has over 25 years of coaching experience after coaching with the Panthers from 2013-17 and also spent time with the New York Giants (2009-12) and was defensive coordinator in Arizona in 2018.

In 2019, the Browns tied for eighth in the NFL with 14 interceptions, while the 2018 Cardinals tied for fifth in the NFL with 49 sacks and were second with 982 tackles.

Prior to Arizona, Holcomb coached the Panthers linebackers during a five-year stretch that saw Carolina advance to the playoffs four times, win three division titles and the 2015 NFC Championship.

Over that five-year period, the Panthers linebackers led the NFL with 24 interceptions while making 35 total takeaways. The defense as a whole led the NFL with 241 sacks and allowed just 93.4 rush yards per game, fewest in the league.

Linebacker Luke Kuechly was named NFL Defensive Player of the Year in 2013, was chosen to five consecutive Pro Bowls and named first team All-Pro four times. He also led the NFL with 153 tackles in 2014. Teammate Thomas Davis made three consecutive Pro Bowls and was named first team All-Pro in 2015. He reached the 100-tackle plateau in four of five seasons under Holcomb. The pair also excelled off the field as Kuechly was selected as the 2017 Art Rooney Sportsmanship Award winner, while Davis was named the 2014 NFL Walter Payton Man of the Year.

Holcomb joined the Panthers in 2013 after four seasons with the New York Giants, where he worked as a defensive assistant (2009-10) and defensive quality control coach (2011-12), helping the Giants win Super Bowl XLVI.

Holcomb participated in the NFL's minority internship program during minicamp and training camp in 2007 with the New York Jets.

Prior to working in the NFL, Holcomb spent 14 seasons as an assistant coach on the college level. He was the defensive line coach at Lafayette for three seasons (2006-08), tutoring five different defensive linemen to All-Patriot League honors. He worked as the defensive coordinator and defensive backs coach at Kutztown University (2004-05) in addition to being the interim head coach in the winter of 2005 after spending six years (1998-03) at Bloomsburg University as the linebackers coach and special teams coordinator.

He began his coaching career at Temple as a graduate assistant in 1995 working with the linebackers before serving as linebackers coach, assistant track coach and physical education instructor at Colby College in 1997.

A native of Queens, N.Y., Holcomb graduated from West Virginia with a degree in sport management and earned a master's degree in athletic coaching in 1996. He and his wife, Toni, have a son, Alex.

## COACHING HISTORY

1995-96	Temple   Graduate Assistant
1997	Colby College   Linebackers
1998-2003	Bloomsburg University   Special Teams Coordinator/Linebackers
2004-05	Kutztown University   Defensive Coordinator/Defensive Backs
2006-08	Lafayette College   Defensive Line
2009-10	New York Giants   Defensive Quality Control
2011-12	New York Giants   Defensive Assistant
2013-17	Carolina Panthers   Linebackers
2018	Arizona Cardinals   Defensive Coordinator
2019	Cleveland Browns   Defensive Run Game Coordinator/Linebackers
2020-pres	Carolina Panthers   Defensive Run Game Coordinator





# FRISMAN JACKSON

3RD NFL SEASON  
2ND PANTHERS SEASON

## OFFENSIVE PASS GAME COORDINATOR/WIDE RECEIVERS

COLLEGE: WESTERN ILLINOIS

In 2021, Frisman Jackson enters his second season with the Panthers and first as offensive passing game coordinator after he was promoted from wide receivers coach, fresh off a record-breaking campaign for the team's pass-catchers in 2020.

Wide receivers DJ Moore (1,193) and Robby Anderson (1,096) were one of two WR pairs in the NFL and just the fourth duo in franchise history to each top 1,000 yards in the same season. Wide receiver Curtis Samuel had a career-high 851 receiving yards and a franchise-record 200 rushing yards (most by a WR).

The Panthers became the first team since Arizona in 2008 to have three wide receivers go over 1,000 scrimmage yards in the same season.

Jackson came to Carolina in 2020 after spending the previous two seasons at Baylor under head coach Matt Rhule, where he served as the team's wide receivers coach in 2018, before adding the title of passing game coordinator in 2019. Under Jackson's tutelage, Baylor wide receiver Denzel Mims finished the 2019 season ranked 12th in the nation in receiving touchdowns (12) and earned first-team All-Big 12 recognition. In 2018, Jackson assisted in transfer running back Jalen Hurd's transition to wide receiver and developed him into the team's leading wideout and the Big 12 Newcomer of the Year. Hurd was drafted in the third round of the 2019 NFL Draft by the 49ers.

Before to his time at Baylor, Jackson spent the 2017 season as the wide receivers coach for the Titans, where he helped lead Tennessee to the AFC Divisional Round of the playoffs. Jackson coached Titans wide receivers Eric Decker and Rashard Matthews as they each recorded over 50 receptions on the year.


Prior to Jackson's first year in the NFL, he spent two seasons as the wide receivers coach and passing game coordinator under Rhule at Temple from 2015-16. Jackson helped the Owls reach back-to-back bowl appearances, as well as the 2016 AAC Championship.

From 2013-14, Jackson coached the wide receivers at N.C. State University, and he also had stops at Northern Illinois (2012), Akron (2010-11) and Western Illinois (2008-09) all in the same position.

As a player, Jackson spent four years in the NFL as a wide receiver for the Cleveland Browns from 2002-05. Over that stretch, he appeared in 34 games, totaling 40 receptions for 490 yards and one touchdown. Collegiately, Jackson spent his first three seasons at Northern Illinois as a quarterback from 1997-99, before finishing his career as a wide receiver at Western Illinois.

## HISTORY

2008-09	Western Illinois   Wide Receivers
2010-11	University of Akron   Wide Receivers
2012	Northern Illinois   Wide Receivers
2013-14	N.C. State University   Wide Receivers
2015-16	Temple   Wide Receivers/Passing Game Coordinator
2017	Tennessee Titans   Wide Receivers
2018-19	Baylor   Wide Receivers/Passing Game Coordinator
2020	Carolina Panthers   Wide Receivers
2021	Carolina Panthers   Offensive Pass Game Coordinator/Wide Receivers



# DON JOHNSON

13TH NFL SEASON  
1ST PANTHERS SEASON

## PASS RUSH SPECIALIST

COLLEGE: **JERSEY CITY STATE**

Don Johnson comes to Carolina in 2021 as the team's pass rush specialist with 39 years of coaching experience, including 12 seasons in the NFL.

He was most recently in Arizona for one season in 2018 as the team's senior assistant/defensive line coach.

He spent seven seasons in San Diego (2009-15) as the defensive line coach. He coached defensive tackle Corey Liuget who ranked in the top 10 among defensive tackles in sacks (10.0), tackles (99) and tackles for loss (20) in 2013-14. In 2010, the Chargers led the NFL in total defense (271.5) while ranking second in sacks (47.0) and fourth in run defense (93.8).

Johnson came to the Chargers after two seasons (2007-08) with Oakland in charge of the Raiders defensive tackles and two seasons (2005-06) coaching Chicago's defensive line. The Bears won the NFC Championship in 2006 and advanced to Super Bowl XLI after leading the NFL with 44 takeaways.

A former linebacker who played at Butler Community College and Jersey City State before playing for the USFL's New Jersey Generals, Johnson coached for 28 seasons on the prep and collegiate levels before entering the NFL coaching ranks with the Bears.

He was also part of the NFL's minority coaching internship program with the San Francisco 49ers for two seasons (1997-98).

Prior to entering the NFL, Johnson oversaw the defensive line at UCLA (2000-04) where defensive end Dave Ball was named the 2003 ABC-Chevrolet National Defensive Player of the Year after leading the country in sacks.


He coached defensive ends and special teams at Nevada (1995-99), helping the Wolf Pack win three conference titles and play in two bowl games during his tenure. He worked on the offensive side of the ball at Riverside CC (1987-90, '93-94) and Cal State Fullerton (1991-92) in addition to tutoring linebackers at his alma mater, Jersey City State, for two seasons (1984-85).

Johnson began his coaching career at his alma mater, Weequahic High School, in Newark, N.J. in 1977, before coaching at Santa Ana Valley (CA) High School from 1978-82. He also worked for 26 years as a high school and college basketball official, including eight at the NCAA Division I level.

Johnson and his wife, Deborah, have two daughters, Denise and Leanna, and a son, Don, Jr. Their fourth child, son Duane, passed away in an automobile accident in 2002.

## COACHING HISTORY

1977	Weequahic H.S.   Assistant
1978-82	Santa Ana Valley HS   Assistant
1984-85	Jersey City State   Linebackers
1986	Santa Ana Valley HS   Assistant
1987-90	Riverside (CA) CC   Offensive Coord./ Offensive Line
1991-92	Cal-State Fullerton   Offensive Line
1993-94	Riverside (CA) CC   Offensive Coord./ Offensive Line
1995-99	University of Nevada   Defensive Ends/ Special Teams
2000	UCLA   Interior Defensive Line
2001-04	UCLA   Defensive Line/Recruiting Coord.
2005-06	Chicago Bears   Defensive Line
2007-08	Oakland Raiders   Defensive Tackles
2009-15	San Diego Chargers   Defensive Line
2018	Arizona Cardinals   Senior Assistant/ Defensive Line
2021	Carolina Panthers   Pass Rush Specialist



# TERRANCE KNIGHTON

1ST NFL SEASON  
1ST PANTHERS SEASON

**COACHING ASSISTANT**

COLLEGE: **TEMPLE**

Terrance Knighton was hired as a coaching assistant with the Panthers in February 2021.

A former NFL defensive tackle for seven seasons, Knighton comes to Carolina from Wagner College where he was the defensive line coach from 2018-20.


Knighton entered the NFL as a third-round draft pick of the Jacksonville Jaguars in 2009. He played in 61 games in four seasons in Jacksonville, tallying 140 tackles, 7.5 sacks and 20 tackles for loss after earning All-Rookie honors in 2009. He went on to play with Denver for two seasons (2013-14) and spent a year in Washington in 2015.

His 231 career tackles rank in the top 15 of all NFL defensive tackles from 2009-15.

Originally from Hartford, Conn., Knighton played collegiately at Temple from 2005-08.

## COACHING HISTORY

2018-20	Wagner College   Defensive Line
2021	Carolina Panthers   Coaching Assistant



# MATT LOMBARDI

4TH NFL SEASON  
2ND PANTHERS SEASON

## ASSISTANT QUARTERBACKS

COLLEGE: **DELAWARE**

Matt Lombardi enters his second season as assistant quarterbacks coach after joining Carolina in 2020.

Lombardi came to the Panthers from Miami where he spent the 2019 season as a quality control coach with the Dolphins.

Prior to his time with the Dolphins, Lombardi was a member of head coach Matt Rhule's staff at Baylor from 2017 to 2018 where he served as an offensive quality control coach.

From 2014-16, Lombardi was a part of Bobby Petrino's staff at the University of Louisville, where he started out as a special teams quality control coach, before working with the tight ends as a graduate assistant for his final two years. During his time in Louisville, the Cardinals averaged 8.6 wins per season and reached the No. 3 spot in the AP rankings in 2016.

Prior to Louisville, Lombardi served as a scout for the Cleveland Browns in 2013.

Lombardi earned his bachelor's degree from Delaware in 2013. He is the son of longtime NFL executive Mike Lombardi.

## COACHING HISTORY

2013	Cleveland Browns   Scout
2014	Louisville   Special Teams Quality Control
2015-16	Louisville   Tight Ends Graduate Assistant
2017-18	Baylor   Offensive Quality Control
2019	Miami Dolphins   Quality Control
2020-pres	Carolina Panthers   Assistant Quarterbacks



# GARRET McGUIRE

1ST NFL SEASON  
1ST PANTHERS SEASON

**COACHING ASSISTANT**

COLLEGE: **BAYLOR**

Garret McGuire was hired as a coaching assistant in February 2021.

McGuire comes to the coaching staff straight from Baylor University where he played as a backup quarterback and special teamer from 2017-20, spending three seasons under Panthers head coach Matt Rhule.

A native of Cedar Hill, Texas, McGuire saw action in eight games over his career and was a three-time All-Big 12 Academic First Teamer.

McGuire's father, Joey, currently works as Baylor's associate head football coach.

## COACHING HISTORY

2021	Carolina Panthers   Coaching Assistant
------	--



**PAT  
MEYER**

**9TH NFL SEASON  
2ND PANTHERS SEASON**

## OFFENSIVE LINE

COLLEGE: **COLORADO STATE**

Pat Meyer enters his second season as Carolina's offensive line coach in 2021. Meyer has over 20 years of coaching experience, including eight seasons in the NFL.

In 2020, Meyer's offensive line unit battled injuries at a number of positions, but still helped running back Mike Davis have a career season, going over for 1,000 scrimmage yards for the first time.

Right tackle Taylor Moton played every snap during the season and, according to PFF, he posted the third pass-blocking efficiency rating among qualified NFL tackles and ranked sixth in fewest pressures allowed (20) among qualified tackles.

Prior to Carolina, Meyer served as the offensive line coach for the Los Angeles Chargers from 2017-19. During the 2018 season, Meyer helped lead the offense to its highest rushing total since 2013 (1,873 yards). Behind the protection of Meyer's offensive line, Chargers quarterback Philip Rivers tied his career-best single-season passer rating of 105.5. In 2017, Meyer's unit allowed a league-low 17 sacks, the franchise's fewest sacks since the 1982 season. That year, Rivers finished second in the NFL in passing yards (4,515), and the offensive line paved the way for the team's first 1,000-yard rusher since 2013 in Melvin Gordon. Over his three years with the Chargers, Meyer helped coach center Mike Pouncey to a 2018 Pro Bowl appearance and tackle Russell Okung to back-to-back Pro Bowl honors in 2017 and 2018.

Prior to his time with the Chargers, Meyer spent two seasons with the Buffalo Bills from 2015-16, first serving as a football operations consultant before transitioning to a role as an offensive assistant. Before Buffalo, Meyer got his start in the NFL with the Chicago Bears, first as an assistant offensive line coach in 2013 before taking over the OL coaching duties in 2014. Under his watch, Bears' guard Kyle Long earned back-to-back Pro Bowl bids. In 2013, Meyer's offensive line allowed just 30 sacks, finishing the year tied for fourth-fewest in the league.

Meyer spent one season in the Canadian Football League in 2012, where he served as offensive line coach and offensive coordinator for the Montreal Alouettes and helped the team become one of the league's most explosive offenses. The Alouettes finished the year first in the CFL in touchdowns, second in passing and third in overall scoring.

Prior to his stint in the CFL, Meyer spent over a decade in a variety of collegiate coaching positions. Meyer got his start in coaching as a graduate assistant at Memphis in 1997, where he served in a number of positions including offensive assistant, assistant strength coach, and director of strength and conditioning. From 2000 to 2005, Meyer led the strength and conditioning program at North Carolina State University and spent the 2006 season as the team's offensive line coach. In 2007, Meyer returned to strength and conditioning at Florida State University. Meyer then returned to his alma mater, Colorado State University, where he served in a variety of positions, including offensive coordinator, between 2008 and 2011.

As a player, Meyer played offensive line at CSU from 1991-94, where he was a three-time All-Western Athletic Conference selection. In 1995, Meyer went undrafted and spent a year with the Arizona Cardinals before later playing in the Arena Football League.

## COACHING HISTORY

1997-98	University of Memphis   Graduate Assistant
1999	University of Memphis   Strength & Conditioning
2000-05	N.C. State   Strength & Conditioning
2006	N.C. State   Offensive Line
2007	Florida State   Strength & Conditioning
2008-11	Colorado State   Offensive Line
2012	Montreal Alouettes (CFL)   Offensive Coordinator, Offensive Line
2013	Chicago Bears   Assistant Offensive Line
2014	Chicago Bears   Offensive Line
2015	Buffalo Bills   Football Operations Consultant
2016	Buffalo Bills   Offensive Assistant
2017-19	Los Angeles Chargers   Offensive Line
2020-pres	Carolina Panthers   Offensive Line



**JEFF  
NIXON**

**12TH NFL SEASON  
2ND PANTHERS SEASON**

## SENIOR OFFENSIVE ASSISTANT/RUNNING BACKS

COLLEGE: **PENN STATE**

Jeff Nixon enters his second season as senior offensive assistant/running backs coach in 2021.

Last year, with All-Pro running back Christian McCaffrey hobbled by injuries, Nixon helped Mike Davis have a career-best season, topping 1,000 scrimmage yards for the first time. Davis had 642 rushing yards and 373 receiving yards, leading the Panthers with eight total touchdowns. He ranked fifth in the NFL with 32 broken tackles.

Nixon came to Carolina in 2020 after spending the previous three seasons on head coach Matt Rhule's staff as Baylor's co-offensive coordinator/play-caller. Prior to Carolina, Nixon had 10 years of NFL experience, including stops with the Eagles, Dolphins and 49ers.

In 2019, Nixon helped lead Baylor to an 11-win season and an appearance in the Big 12 Championship game. Along the way, Nixon's offense averaged 431.2 yards per game and ranked 17th in the nation in scoring offense (35.2 ppg). In 2018, Baylor finished the year No. 22 in the nation in total offense, averaging 459.1 yards per game, including 290 yards per game passing (17th in nation). In 2017, Nixon's offense at Baylor averaged 280 yards per game passing which ranked 22nd in the nation.

Prior to Baylor, Nixon spent the 2016 season coaching tight ends for the 49ers. From 2011-15, Nixon coached running backs for the Dolphins where he worked with Reggie Bush, Lamar Miller, and Jay Ajayi. In 2011, Nixon coached Bush to a career-high 1,086 rushing yards and six touchdowns, and nearly helped the running back put together back-to-back 1,000-yard seasons, as he finished with 986 yards the following year. Then, in 2014, Nixon helped Miller record a career-high 1,099 rushing yards and eight touchdowns. That year, the Dolphins ranked second in the NFL in average yards per carry (4.69).

Prior to Miami, Nixon spent four seasons with the Eagles (2007-10), serving as an offensive and special teams assistant. Nixon worked closely with All-Pro running backs Brian Westbrook and LeSean McCoy, as well as All-Pro fullback Leonard Weaver. On special teams, Nixon helped DeSean Jackson become one of the league's most explosive punt returners. In three of Nixon's four seasons with the Eagles, the team reached the playoffs, including a trip to the NFC Championship in 2008.

Prior to his time in the NFL, Nixon coached running backs and wide receivers at Temple in 2006-2007. From 2003-05, Nixon worked with running backs, tight ends, and as special teams coordinator at the University of Tennessee at Chattanooga. Nixon spent four seasons coaching running backs at Shippensburg University from 1999-2002, and prior to that spent a year as the running backs coach at Princeton University in 1998. Nixon got his start in coaching as a student assistant coach at Penn State in 1997 while Rhule was a player. As a player, Nixon played running back at West Virginia in 1993 and 1994 before transferring to Penn State to finish his career.

## COACHING HISTORY

1997	Penn State   Student Assistant
1998	Princeton   Running Backs
1999-2002	Shippensburg   Running Backs
2003-05	Tennessee-Chattanooga   Running Backs, Tight Ends, Special Teams
2006	Temple   Running Backs
2007-10	Philadelphia Eagles   Offensive/Special Teams Assistant
2011-15	Miami Dolphins   Running Backs
2016	San Francisco 49ers   Tight Ends
2017-19	Baylor   Co-Offensive coordinator/Running Backs
2020-pres	Carolina Panthers   Senior Offensive Assistant/Running Backs





**FRANK  
OKAM**

**2ND NFL SEASON  
2ND PANTHERS SEASON**

## DEFENSIVE LINE

COLLEGE: **TEXAS**

Frank Okam was promoted to Carolina's defensive line coach in the spring of 2021 after one season as the assistant defensive line coach with Carolina.

In 2020, Okam worked with a defensive line group that came on strong in the final stretch of the season. From Weeks 11-17, Carolina's defensive line ranked second in the NFL in sacks (16.0) and fourth in QB hits.

Defensive end Brian Burns led the Panthers with 9.0 sacks on the season while ranking fifth among DE's with 21 QB hits. Rookie defensive tackle Derrick Brown garnered PFWA All-Rookie honors as he posted eight tackles for loss, ranking third among all rookies in 2020. Defensive end Efe Obada posted career highs with 5.5 sacks

Okam previously worked as the defensive line coach under head coach Matt Rhule at Baylor from 2018-19. During the 2019 season, Okam helped the Bears produce 46 sacks to finish the year ranked ninth in the nation. Okam coached Baylor defensive tackle James Lynch to earning the Big 12's Defensive Player of the Year award, and along the way, Lynch tallied a school-record 13.5 sacks on the year (fifth in the nation).

Prior to his time at Baylor, Okam spent four years at Rice University working with the defensive line from 2014-17. After working as a graduate assistant during his first two years with the Owls, Okam was promoted to defensive line coach.

Okam, a fifth-round pick by the Texans in the 2008 NFL Draft, played three years in Houston before stints with Seattle, Tampa Bay and the New York Giants. Collegiately, Okam was a four-year letterman playing defensive tackle for the University of Texas from 2004-07. Okam's time at Texas included a BCS National Championship in 2005, Freshman All-America honors in 2004, and back-to-back All-Big 12 recognition in 2005 and 2006.

Okam graduated from the University of Texas in 2007 with a degree in sport management before earning a master's degree in liberal studies from Rice University in 2017. Okam and his wife, Megan, got married in 2020.

## COACHING HISTORY

2014-15	Rice   Graduate Assistant
2016-17	Rice   Defensive Line
2018-19	Baylor   Assistant Defensive Line
2020	Carolina Panthers   Assistant Defensive Line
2021	Carolina Panthers   Defensive Line



**SEAN  
RYAN**

**15TH NFL SEASON  
1ST PANTHERS SEASON**

## QUARTERBACKS

COLLEGE: **HAMILTON COLLEGE**

Sean Ryan was hired as Carolina's quarterbacks coach in January of 2021 after two seasons in Detroit (2019-20) and his final two seasons in Houston (2016-18) in the same role. He also spent nine seasons (2007-15) in a variety of roles with the New York Giants.

In 2020, the Lions passed for 4,397 yards as a team, ranking eighth in the NFL. Quarterback Matthew Stafford started all 16 games despite battling injuries through the end of the season. Stafford finished with his eighth career 4,000-yard passing season, tied for fifth-most since 2009. The year prior, Stafford ranked sixth in the NFL in passer rating (106.0) despite only appearing in eight games. Before being sidelined with injury, Stafford led the NFL in passing yards (2,499) and passing touchdowns (19).

In his three seasons in Houston, Ryan started with the wide receivers before becoming quarterbacks coach in 2017 where he worked with Deshaun Watson. As a rookie, Watson set an NFL record for passing touchdowns (19) through a player's first seven career games before getting injured. The following season, Watson ranked sixth in the NFL with a passer rating of 103.1, throwing 26 touchdowns to nine interceptions.

Prior to joining the Texans, Ryan spent nine seasons (2007-15) with the New York Giants, where he helped them to victories in Super Bowl XLII (2007) and Super Bowl XLVI (2011). In New York, he started in an offensive quality control role (2007-09), before stints of working with the wide receivers (2010-11, 2014-15) and quarterbacks (2012-13), working alongside Panthers head coach Matt Rhule in 2012.

Ryan's receiver corps was headlined by Odell Beckham, Jr., who became the first Giants player to win the AP Offensive Rookie of the Year award in 2014. In 2015, Beckham was named to the Pro Bowl for the second-straight year after tying a franchise single-season record with 13 receiving touchdowns.

Ryan came from the college ranks where he worked working as the recruiting coordinator, running backs coach and junior varsity head coach at Harvard University in 2006. His previous coaching stops at the college level included assistant coach positions at Albany (1998-99), Colgate (2000), Boston College (2001-02) and Columbia (2003-05). Ryan began his coaching career as the quarterbacks coach at Siena College in 1997.

A native of Hudson Falls, N.Y., Ryan played defensive back and linebacker at Hamilton College. He graduated from Hamilton in 1994 before earning a master's degree in higher education administration from Albany. Ryan and his wife, Jenni, have one daughter, Cecilia.

## COACHING HISTORY

1997	Siena College   Quarterbacks
1998-99	Albany University   Wide Receivers
2000	Colgate   Running Backs
2001-02	Boston College   Wide Receivers
2003-04	Columbia University   Running Backs/ Special Teams
2005	Columbia University   Quarterbacks
2006	Harvard University   Running Backs/ Recruiting Coordinator
2007-09	New York Giants   Offensive Quality Control
2010-11	New York Giants   Wide Receivers
2012-13	New York Giants   Quarterbacks
2014-15	New York Giants   Wide Receivers
2016	Houston Texans   Wide Receivers
2017-18	Houston Texans   Quarterbacks
2019-20	Detroit Lions   Quarterbacks
2021	Carolina Panthers   Quarterbacks



**JEREMY  
SCOTT**

**2ND NFL SEASON  
2ND PANTHERS SEASON**

**HEAD STRENGTH & CONDITIONING COACH**

**COLLEGE: LOCK HAVEN**

Jeremy Scott enters his second season with Carolina as the team's head strength and conditioning coach after serving in the same role under head coach Matt Rhule for the past seven years at Baylor and Temple.

From 2017-19, Scott led the Bears strength and conditioning program as the director of athletic performance.

Prior to that, Scott spent four years as the head strength and conditioning coach at Temple from 2013-17.

In 2012, Scott spent one year working as an assistant varsity strength coach at Princeton University.

Scott's coaching career began in 1996 at Penn State University as an intern with the program. During that inaugural season with the Nittany Lions, Scott helped coach a walk-on linebacker – Matt Rhule. Following his internship, Scott joined the strength and conditioning staff at PSU as a graduate assistant and earned his master's degree in health education in 1999. Scott stayed with the program as the team's speed development coach and assistant strength and conditioning coach until 2012.

Scott graduated from Lock Haven University of Pennsylvania in 1996 with a degree in fitness management, before earning his master's in health education from Penn State in 1999.

**COACHING HISTORY**

1998-2012	Penn State   Speed Development, Assistant Strength and Conditioning Coach
2012	Princeton   Assistant Varsity Strength Coach
2013-17	Temple   Head Football Strength & Conditioning Coach
2017-19	Baylor   Director of Athletic Performance
2020-pres	Carolina Panthers   Head Strength & Conditioning Coach



# JASON SIMMONS

21ST NFL SEASON  
2ND PANTHERS SEASON

**DEFENSIVE PASS GAME COORDINATOR/SECONDARY**

**COLLEGE: ARIZONA STATE**

Jason Simmons enters his second season as Carolina's defensive pass game coordinator/secondary coach in 2021.

In 2020, Simmons helped a young Panthers defense improve to 18th in the NFL in points allowed per game after the team finished 31st in the category in 2019. Under Simmons' tutelage, five different veterans in the secondary posted individual statistical career highs. In Week 11 vs. Detroit, the Panthers recorded their seventh shutout in franchise history (20-0), while holding Lions quarterback Matthew Stafford to a season-low 178 passing yards and 70.0 passer rating. In Week 15, the Panthers defense held Packers MVP quarterback Aaron Rodgers to a season-low 143 passing yards.

Simmons joined the Panthers in 2020 after spending the previous nine years in various roles on the Green Bay Packers staff. During Simmons' tenure (2011-19), Green Bay's defense recorded 146 total interceptions, tied for the fourth most by any team in that span.

He spent 2019 as Green Bay's defensive backs coach, where he helped the team advance to the NFC Championship game and finish the regular season tied for third in the league in interceptions, third in completion percentage allowed, fourth in pass breakups, fifth in forced fumbles, tied for fifth in passing touchdowns allowed and sixth in defensive passer rating. Cornerback Kevin King totaled five interceptions on the year (t-4th) with 15 passes defended (t-8th). Cornerback Jaire Alexander added two interceptions and finished tied for fourth in the league in passes defended with 17.

In 2018, Simmons served as the Packers' secondary coach, helping the team finish 12th in the NFL in pass defense (234.5 ypg) – a significant improvement after Green Bay finished 23rd in the category in 2017. Under Simmons' watch, Alexander led the team with 11 passes defended and finished second in tackles (64) in just 13 games, earning him a spot on the PFWA's All-Rookie team.

Prior to coaching the secondary, Simmons served as an assistant special teams coach for Green Bay from 2015-17, where he helped the Packers special teams units excel across the board. In that stretch, the Packers ranked second in the league in opponent punt return average (5.7), and they were second in the league in yards per punt return (10.7) in 2017.

As a player, Simmons was drafted in the fifth round by the Steelers in the 1998 NFL Draft and went on to play in 121 games over a 10-year career from 1998-2007. Simmons spent the first four years of his career as a standout special teams player for the Steelers, before signing with the expansion Texans in 2002. In Houston, Simmons expanded his play onto the defensive side of the ball, seeing action as a safety in the Texans' secondary.

Simmons played safety at Arizona State University under current Panthers' defensive coordinator Phil Snow, who was serving in the same role for the Sun Devils at the time. During his senior season in 1997, Simmons was named second-team All-Pacific-10 and named a team captain.

## COACHING HISTORY

2011-14	Green Bay Packers   Defensive Assistant/Secondary
2015-17	Green Bay Packers   Assistant Special Teams
2018	Green Bay Packers   Secondary
2019	Green Bay Packers   Defensive Backs
2020-pres	Carolina Panthers   Defensive Pass Game Coordinator/Secondary



# MIKE SIRAVO

2ND NFL SEASON  
2ND PANTHERS SEASON

## SENIOR DEFENSIVE ASSISTANT/LINEBACKERS

COLLEGE: **BOSTON COLLEGE**

Mike Siravo enters his second season with the Panthers, now as senior defensive assistant/linebackers coach in 2021.

Last season, linebacker Shaq Thompson posted his second consecutive season with over 100 tackles (114), becoming the fifth Panther since 2000 with back-to-back seasons of 100-plus tackles. As a whole, Carolina's linebackers accounted for 344 tackles, ranking 10th in the NFL.

Siravo came to the Panthers in 2020 after spending the previous three years under Matt Rhule as Baylor's linebackers coach and special teams coordinator. Prior to that, Siravo served in the same position under Rhule at Temple for four years.

During the 2019 campaign at Baylor, Siravo's linebacking core helped anchor a defense that finished second in turnovers gained (30), third in interceptions (17), eighth in sacks per game (3.31), and fifth in turnover margin (1.08). Under Siravo's teaching, Baylor placed two linebackers on the All-Big 12 Second Team Defense.

Siravo mentored current Panther Clay Johnston to an All-Big 12 season in 2018. The linebacker averaged 8.8 tackles per game in nine Big 12 games en route to second team all-conference honors.

Siravo served his final four seasons at Temple coaching the linebackers under Rhule and Panthers defensive coordinator Phil Snow. He previously spent one season (2006) at Temple under then-head coach Al Golden as recruiting coordinator and linebackers coach.

He coached linebackers for the Owls and served as defensive run coordinator and recruiting coordinator during the AAC championship season in 2016. Linebackers Avery Williams and Stephau Marshall both earned 2016 All-AAC honors and Siravo was named the 2016 National Linebackers Coach of the Year by FootballScoop.

Siravo coached two-time All-American and 2015 Bednarik Award and Nagurski Trophy winner Tyler Matakevich, who also won AAC Defensive Player of the Year honors.

Prior to returning to Temple, Siravo coached six years (2007-12) at Boston College as defensive backs coach and recruiting coordinator. He coached a secondary that helped three B.C. defenses rank in the top 10 nationally in interceptions: 2007 (second, 25), 2008 (first, 26) and 2010 (eighth, 20).

In 2007, Siravo was part of a staff that led Boston College to an 11-3 record and No. 10 final AP ranking. The Eagles ranked second nationally with 25 interceptions. He mentored free safety Jamie Silva, a consensus first-team All-American and Jim Thorpe Award finalist.

During his one-year stint at Temple in 2006, Siravo coordinated the Owls' recruiting class ranked No. 1 in the MAC that included future NFL players Steve Maneri and Andre Neblett. He coached linebackers and served as recruiting coordinator at Columbia from 2003-05.

Siravo began his career as a graduate assistant at Boston College from 1998-2000. The former walk-on earned a scholarship and lettered two years at linebacker under head coaches Dan Henning and Tom O'Brien. He earned Academic All-Big East honors as a senior.

A Pawtucket, R.I., native, Siravo earned a bachelor's degree in history from Boston College in 1998. He also earned a master's degree from his alma mater in administrative studies of business in 2000. He and his wife, Alison, are the parents of three children, William, Evelyn and Henry.

## COACHING HISTORY

1998-2000	Boston College   Graduate Assistant
2003-05	Columbia University   Linebackers
2006	Temple   Recruiting Coordinator
2007-12	Boston College   Defensive Backs
2013-16	Temple   Linebackers
2017-19	Baylor   Linebackers
2020	Carolina Panthers   Linebackers
2021	Carolina Panthers   Senior Defensive Assistant/Linebackers



# TONY SPARANO JR.

11TH NFL SEASON  
1ST PANTHERS SEASON

**ASSISTANT OFFENSIVE LINE**

**COLLEGE: UNIVERSITY OF ALBANY**

Tony Sparano Jr. joined the Panthers as the assistant offensive line coach in January of 2021 after four seasons with the Jacksonville Jaguars in the same role.

In 2019, the Jaguars' offensive line helped running back Leonard Fournette set a career high with 1,674 scrimmage yards. His 111.6 scrimmage yards per game ranked fourth in the NFL and sixth in Jacksonville's single-season history. The line also helped quarterback Gardner Minshew set franchise records for passing yards (3,271) and passing touchdowns (21) by a Jacksonville rookie. Offensive lineman Jawaan Taylor earned Pro Football Focus All-Rookie honors and PFWA All-Rookie honors.

A foundation of Jacksonville's 2017 run to the AFC Championship was its offensive line. That season, the line set a franchise record with just 24 sacks allowed and helped lead the NFL with 141.4 rushing yards per game. Fournette rushed for 1,040 yards and nine touchdowns, while quarterback Blake Bortles threw for 3,687 yards and 21 touchdowns.

Prior to Jacksonville, Sparano served as tight ends coach in Buffalo from 2015-16. In 2016, Sparano coached tight end Charles Clay, the team's leading receiver, as he made 57 receptions for 552 yards, the third-best season by a Bills tight end in team history. In 2015, the tight ends helped block for a Bills rushing attack that led the NFL with 2,432 yards.

Prior to joining the Bills, Sparano spent three seasons with the New York Jets. In 2014, he served as an offensive assistant and, from 2012-13, he served as an intern, working with the offense specifically in 2013.

Sparano spent the 2011 season with the Miami Dolphins as an offensive quality control coach. Before entering the NFL ranks, Sparano spent one year in the UFL with the Hartford Colonials as their assistant defensive line coach.

Sparano attended the University of Albany where he was a three-year letterman at defensive end. He and his wife, Rebecca, have four kids, Tony Jr., Gabriella, Mia and Gianna.

## COACHING HISTORY

2010	Hartford Colonials   Asst. Defensive Line
2011	Miami Dolphins   Offensive Quality Control
2012-13	New York Jets   Intern
2014	New York Jets   Offensive Assistant
2015-16	Buffalo Bills   Tight Ends
2017-20	Jacksonville Jaguars   Asst. Offensive Line
2021	Carolina Panthers   Asst. Offensive Line



# GRANT UDINSKI

2ND NFL SEASON  
2ND PANTHERS SEASON

**COACHING ASSISTANT**

COLLEGE: **TOWSON**

Grant Udinski enters his second season as a coaching assistant in Carolina in 2021.

He came to the Panthers from Baylor where he spent the 2019 season as a graduate assistant on head coach Matt Rhule's staff. It marked his first season in the coaching ranks.

As a player, Udinski played defensive line at Towson University from 2016-18. In 2018, he was named a CoSIDA Google Cloud Academic First Team All-American with a 3.94 undergraduate GPA and 4.0 GPA for his master's degree. Prior to his time at Towson, Udinski played one season at Davidson College as a tight end.

## COACHING HISTORY

2019	Baylor   Graduate Assistant
2020-pres	Carolina Panthers   Coaching Assistant





# CEDRIC WHITAKER

2ND NFL SEASON  
2ND PANTHERS SEASON

**COACHING ASSISTANT**

**COLLEGE: TEXAS LUTHERAN**

Cedric Whitaker enters his second season as a coaching assistant after coming to Carolina from Houston Baptist University, where he spent the 2019 season coaching cornerbacks.

During his one-year stint at HBU as defensive pass game coordinator and cornerbacks coach, Whitaker helped the Huskies to a school-record five wins and the team finished the year ranked 15th in the FCS in turnovers gained (24), including 11 interceptions.

Prior to his time at HBU, Whitaker served as a defensive backs graduate assistant at Baylor under head coach Matt Rhule. At Baylor, Whitaker helped coach three honorable mention All-Big 12 defensive backs in 2018 and saw the Bears finish the year ranked third in the conference in passing defense. Whitaker assisted with defensive signal calling and communicating defensive and special teams adjustments.

Before joining the staff at Baylor, Whitaker spent three years at his alma mater, the Division III school Texas Lutheran University, from 2014 to 2016. There, he served in a number of roles, including wide receivers coach, speed and conditioning coach, junior varsity head coach, special teams assistant and defensive line assistant.

As a player at Texas Lutheran, Whitaker was a four-year letter winner and three-year starter at defensive back. Whitaker graduated in 2015 with a bachelor's degree in kinesiology.

## COACHING HISTORY

2014-16	Texas Lutheran University
2017-18	Baylor   Defensive Backs Graduate Assistant
2019	Houston Baptist University   Cornerbacks
2020-pres	Carolina Panthers   Coaching Assistant

# PANTHERS STAFF



**Morgan Abdalla**  
Ticket Sales Account  
Executive



**Warren Allen**  
Security Officer



**Bonnie Almond**  
Director of Stadium  
Events & Fan Experience



**Ryan Anderson**  
Director of Corporate  
Communications



**Dana Arden**  
Payroll Manager



**Monica Austin**  
Group Sales Account  
Executive



**Sam Baier**  
Manager of Digital  
Partnerships



**Kristen Balboni**  
Team Reporter/Host/  
Producer



**Brian Ballard**  
Grounds Assistant



**Alex Barraza**  
Maintenance Assistant



**Braiden Bessey**  
IT Support Technician



**Michael Bonner**  
Director/Executive Producer  
Game Presentation and Production



**Chris Brannon**  
Communications  
Coordinator



**Justin Brodie**  
HVAC Technician



**Will Bryan**  
Digital Experience  
Manager



**Daniel Callahan**  
Premium Sales Account  
Executive



**Cindy Capousis**  
Executive Assistant to the  
COO and Legal



**TJ Carney**  
InfoSec and  
Infrastructure Manager




**Hannah Chandarana**  
Ticket Services Manager



**Shawn Clisso**  
Accountant

# PANTHERS STAFF



**David Cobb**  
Scouting Assistant



**Jill Cole**  
Community Relations  
Coordinator



**Erin Collums**  
Performance Marketing  
Manager



**Ryan Conaghan**  
Premium Sales Account  
Executive



**Benjamin Contrino**  
Football Analytics  
Assistant



**Mia Cunningham**  
Accountant



**Anthony Darr**  
Partnership Strategy  
Executive



**Angela Denogean**  
Social Media  
Manager



**Samantha Diamond**  
Scouting Coordinator



**Berkley Dickens**  
Manager of Broadcast  
Engineering



**John Diggs**  
Director of Safety  
& Compliance



**Preston Edwards**  
Communications  
Coordinator




**Mike Elkins**  
Massage Therapist



**Ed Elowson**  
Manager of Facilities, Contracts  
& External Vendors



**Dylan Evans**  
Ticket Operations  
Manager



**Gus Felder**  
Player Engagement  
Assistant



**Jim Fernandes**  
Staff Physical Therapist/  
Athletic Trainer



**Riley Fields**  
Director of Community  
Relations



**Morgan Fleming**  
Coaching Operations  
Coordinator



**Trip Foreman**  
Football Operations  
Manager


# PANTHERS STAFF



**Matt Fowler**  
Stadium Operations  
Assistant



**Ike Fullard**  
Corporate Partnerships  
Sales Executive



**Corey Fuller**  
Scouting Assistant



**Darin Gantt**  
Senior Writer/Managing  
Editor




**Luis Garcia**  
IT Infrastructure  
Support Engineer



**Bryce Garvey**  
Director of Ticket Sales  
& Services



**Eric Garvey**  
Ticket Sales Coordinator



**Joey Glennon**  
Video Assistant



**Randy Goforth**  
Senior Security  
Supervisor




**Daniel Goldfarb**  
Graphic Designer



**Don Gordon**  
Mechanical Systems  
Manager



**Alex Graves**  
Ticket Sales Account  
Executive



**Darius Green**  
Ticket Sales Account  
Executive



**Dr. Nancy Gritter**  
Team Physician and  
Internist



**James Hammond**  
Director of Information  
Technology



**Dr. William Hammonds**  
Team Ophthalmologist



**Ken Harrill**  
Mascot Coordinator



**Andre Haston**  
Security Supervisor



**Christa Hayes**  
Director of Football  
Solutions & Software



**Kristi Heppner**  
Assistant Controller



# PANTHERS STAFF



**Derek Herbst**  
Grounds Assistant



**Dr. Jim Herron**  
Team Dentist



**Jason Hill**  
Stadium Mail &  
Receiving Assistant



**Shannon Hooper**  
Director of Partnerships  
Success & Strategy



**Richard Houcq**  
Digital Video Producer



**Gerri Huff**  
Security Officer




**Cameron Hutchinson**  
Partnership Strategy  
Executive



**Jacques Ikolo**  
Video Assistant



**Jasmine James**  
Group Sales Manager



**Andrew Janke**  
Media Asset Specialist



**Jaquawn Jarrett**  
Manager of Player  
Engagement



**Brandon Johnson**  
Digital Video Producer/  
Cinematographer



**Kalen Karahalios**  
Marketing Manager



**Amie Kiehn**  
Assistant Director of  
Social Content & Strategy



**David Langton**  
Radio Executive  
Producer



**Chandalae Lanouette**  
Entertainment  
Coordinator



**Mike Larsson**  
Human Resources  
Manager



**Tracy Lear**  
Executive Assistant to the  
Owner and Office Manager



**Kendall Leatherman**  
Partnership Strategy  
Executive



**Daniel Levert**  
Ticket Operations  
Coordinator

# PANTHERS STAFF




**Dr. Scott Lindblom**  
Team Internist



**Bryan Lodigiani**  
Director of Business  
Strategy & Analytics



**Jeff Long**  
Maintenance Assistant



**Danny Losito**  
Assistant Head  
Groundskeeper



**Henry Lowe**  
Security Officer



**Sanders MacDonald**  
Ticket Sales Manager



**Mike Mahoney**  
Corporate Partnerships  
Sales Executive



**Lindsay Marr**  
Special Events Manager



**Amy Martin**  
Broadcast Manager



**Mike Mixon**  
Radio Play-By-Play  
Announcer



**David Monroe**  
Historian/Alumni Affairs  
Manager



**Dan Moose**  
Maintenance Assistant



**David Nelson**  
Director of Premium  
Seating & Special Events



**Jonathan Norman**  
Director of Partnership  
Sales & Strategy



**Karen Owieja**  
Staff Athletic Trainer



**Ale Oliveira**  
Applied Performance  
Science and Rehab Specialist



**Danny O'Toole**  
Assistant Equipment  
Manager



**Rob Paul**  
Coordinating Producer



**Sean Phaler**  
Director of Digital  
Marketing



**Mike Phillips**  
Senior Software  
Developer

# PANTHERS STAFF




**Brian Pille**  
Human Resources  
Manager



**James Plyler**  
Director of  
Finance/Controller



**Ken Polk**  
Accounting Manager




**JD Rast**  
Football IT Support  
Manager



**Sam Reedy**  
Ticket Operations  
Assistant



**Gerard Reyes**  
Maintenance Supervisor



**Dr. Jonathan Riboh**  
Team Orthopedist



**Dennis Riggs**  
Grounds Assistant



**Will Roberson**  
Ticket Services  
Coordinator



**Caitlin Roberts**  
Premium Services  
Manager



**Jimmy Robinson**  
Security Officer



**Russ Robinson**  
Premium Sales Manager



**Katy Rogers**  
Staff Athletic Trainer



**David Royce**  
Security Officer



**Dominick Russo**  
Preventative  
Maintenance Supervisor



**David Sanchez**  
Premium Services  
Coordinator



**Grace Sauereisen**  
Ticket Sales Account  
Executive



**John Schlieman**  
Corporate Partnerships  
Sales Executive




**Hanna Scott**  
Ticket Sales Account  
Executive



**Eric Setzer**  
Stadium Operations  
Assistant



# PANTHERS STAFF



**Scott Sineath**  
Team Security Manager



**Bill Sizemore**  
Security Supervisor



**Scott Skinner**  
Maintenance Assistant



**Creighton Sloan**  
Grounds Assistant



**Dr. Evan Smith**  
Team Dentist



**Bruce Speight**  
Director of Football Communications  
& Social Engagement



**Claire Stokes**  
Executive Administrator to  
the GM & Football Operations



**Kelly Streeter**  
Creative Services  
Manager



**Glenn Sutton**  
Security Officer



**Brandon Swett**  
Producer/Director of  
Live Programming



**Lauren Taylor**  
Partnership Strategy  
Executive



**Adam Thompson**  
Plumbing Supervisor



**Mike Tillman**  
Premium Services  
Assistant



**Jordan Trgovac**  
Communications  
Coordinator



**Cameron Tucker**  
Refrigeration Technician



**Dawn Turner**  
Director of Brand &  
Consumer Marketing



**Jaclyn Urda**  
Marketing Services  
Coordinator



**Maria Vanderford**  
Media Relations  
Assistant



**Miguel Vargas**  
Manager of  
Entertainment & Events



**Tom Vaughan**  
Head Groundskeeper

PANTHERS STAFF



**David Vaught**  
Associate General  
Counsel




**Bill Voth**  
Director of Content  
& Strategy



**Max Warwick**  
Manager of Business  
Strategy & Analytics



**Dr. Durham Weeks**  
Team Dentist



**JD Weigl**  
Security Officer



**Brad Weist**  
Team Chiropractor



**Kanyon West**  
Director of Ticket  
Operations & Services



**Brad Wilson**  
Maintenance Assistant




**Brandon Wilson**  
Refrigeration Assistant

# VETERANS



**CAROLINA  
PANTHERS**



**ROBBY  
ANDERSON**  
**6'3" // 190**  
**TEMPLE**  
**FORT LAUDERDALE, FLA.**

**11**  
**WR**

EXPERIENCE (YEARS)		BIRTHDATE	ACQUIRED
<b>NFL</b>	<b>PANTHERS</b>	<b>5.9.93</b>	<b>UFA-20 NYJ</b>
<b>6</b>	<b>2</b>		

## NFL RANKINGS

- Has nine touchdowns on plays of 40 yards or more since 2016, tied for fourth among NFL wide receivers.
- Tallied 4,155 career receiving yards, second-most among all undrafted wide receivers since 2016.
- One of 10 NFL wide receivers with at least 50 receptions and 750 receiving yards in each of the last four seasons and the only one that was undrafted.

## FRANCHISE RANKINGS

- His 75-yard touchdown catch (vs. OAK 9/13/20) ranks as the 10th-longest receiving touchdown in franchise history.

## PRO CAREER

- Started all 16 games for Carolina in 2020...Posted his first career 1,000-yard receiving season, finishing with 1,096 yards on 95 receptions with three touchdowns...Finished with 1,111 scrimmage yards and teamed with DJ Moore (1,215), Curtis Samuel (1,051) and Mike Davis (1,015) as the fifth quartet in NFL history to record over 1,000 scrimmage yards for the same team in one season...Had a 75-yard touchdown reception in Week 1 vs. Raiders, the 10th-longest TD catch in franchise history.
- Played in all 16 games with the Jets in 2019, including 15 starts...Totaled 52 receptions for 779 yards and five touchdowns...Tied his career-high receiving average of 15.0 yards per catch...Recorded a 92-yard scoring reception against Dallas in Week 5 to mark the second-longest pass play in Jets history...Became the 5th undrafted free agent since 1970 to reach 3,000 receiving yards in his first four seasons.
- Appeared in 14 games with nine starts for the Jets in 2018...Hauled in 50 passes for 752 yards and six touchdowns to lead the team in all categories...Registered the best receiving average of his career with 15.0 yards per catch...Registered four touchdowns of at least 30 yards, including a career-long 76-yard score.
- Started 15 of 16 games for the Jets in 2017...Led the team with a career-high 941 receiving yards and seven touchdowns, and finished second on the squad with 63 receptions...Finished third among all second-year players in receptions and receiving yards, while tying for first in touchdowns...Six of his team-best seven touchdown receptions came in a five-game span from Week 7 to Week 12...Along with WR Jermaine Kearse, part of the only duo in the NFL to both record 100 receiving yards in back-to-back games during the 2017 season, while the pair were just one of seven duos in the league to each record 60 receptions.
- Saw action in all 16 games as a rookie with the Jets in 2016...Made eight starts...Finished the year with 42 receptions for 587 yards and two touchdowns...His 587 receiving yards were the most by an undrafted Jets rookie receiver since 2000, and ranked seventh overall in receiving yards by a rookie in franchise history...Posted four receptions of 40+ yards as a rookie, trailing only Odell Beckham, Jr. (six), Amari Cooper (six) and Martavis Bryant (five) among rookie receivers the previous three seasons.

## TRANSACTIONS

- Signed with the New York Jets as an undrafted free agent (5/5/16)...Signed as an unrestricted free agent with Carolina (4/1/20).

## COLLEGE & PERSONAL

- Played two years at Temple under current Panthers head coach Matt Rhule...Totaled 114 receptions for 1,730 yards and 16 touchdowns in his career...Ranks eighth in receiving yards in Temple history (1,730) and still holds the single-game school record for receiving yards (239)...Was the Owls leading receiver in seven games as a senior in 2015...Led the Owls in receptions, receiving yards, and touchdowns...Set career highs in receptions (70) and yards (939) in a season - both rank second on the school's all-time list...Selected to play in the East-West Shrine Game...Missed his junior season in 2014 due to being ruled academically ineligible...As a sophomore in 2013 spent time with the second team defense at cornerback in the spring, but quit the team and returned home to Florida...Stayed in contact with Coach Rhule and asked to return to the team in late summer as a non-scholarship athlete...Worked at wide receiver upon his return...Had his breakout game at SMU shattering the school record with 239 receiving yards...Closed the season with his first career three-touchdown game at Memphis giving him nine touchdowns in the final five games...Played in the first six games mostly on special teams as a redshirt freshman in 2012...Redshirted in 2011...Attended Plantation High in Davie, Florida...Also lettered in track...Majored in criminal justice at Temple.



ROBBY ANDERSON'S NFL REGULAR SEASON RUSHING/RECEIVING STATISTICS

DATE	TEAM	RECEIVING						RUSHING					
		GP	GS	NO.	YDS.	AVG.	LG	TD	NO.	YDS.	AVG.	LG	TD
2016	Jets	16	8	42	587	14.0	52	2	3	42	14.0	30	0
2017	Jets	16	15	63	941	14.9	69t	7	3	9	3.0	7	0
2018	Jets	14	9	50	752	15.0	76t	6	2	-8	-4.0	1	0
2019	Jets	16	15	52	779	15.0	92t	5	1	4	4.0	4	0
2020	Panthers	16	16	95	1,096	11.5	75t	3	4	15	3.8	11	0
NFL TOTALS		78	63	302	4,155	13.8	92T	23	13	62	4.8	30	0

ROBBY ANDERSON'S NFL REGULAR SEASON RETURN STATISTICS

DATE	TEAM	KICKOFF RETURNS					PUNT RETURNS					
		RET.	YDS.	AVG.	LG	TD	NO.	FC	YDS.	AVG.	LG	TD
2016	Jets	0	0	0.0	0	0	0	0	0	0.0	0	0
2017	Jets	0	0	0.0	0	0	0	0	0	0.0	0	0
2018	Jets	1	13	13.0	13	0	0	0	0	0.0	0	0
2019	Jets	0	0	0.0	0	0	0	0	0	0.0	0	0
2020	Panthers	0	0	0.0	0	0	0	0	0	0.0	0	0
NFL TOTALS		1	13	13.0	13	0	0	0	0	0.0	0	0

SINGLE-GAME HIGHS: RUSHING/RECEIVING

**Rush Attempts** 2 vs. Denver Broncos, Dec 13, 2020  
...1 more at 2.

**Rushing Yards** 30 vs. Baltimore Ravens, Oct 23, 2016

**Longest Runs** 30 vs. Baltimore Ravens, Oct 23, 2016

**Receptions** 9 at Kansas City Chiefs, Nov 08, 2020  
...2 more at 9.

**Receiving Yards** 146 vs. Carolina Panthers, Nov 26, 2017

**Longest Receptions** 92t vs. Dallas Cowboys, Oct 13, 2019

**Receiving TDs** 2 vs. Denver Broncos, Oct 07, 2018  
...1 more at 2.

**All-Purpose Yards** 153 vs. Green Bay Packers, Dec 23, 2018

**Kickoff Returns** 1 vs. Green Bay Packers, Dec 23, 2018

**Kickoff Return Yards** 13 vs. Green Bay Packers, Dec 23, 2018

**Longest Kickoff Return** 13 vs. Green Bay Packers, Dec 23, 2018

**Miscellaneous Tackles** 2 at Jacksonville Jaguars, Oct 27, 2019  
...1 more at 2.

**Most TDs** 2 vs. Denver Broncos, Oct 07, 2018  
...1 more at 2.

100-YARD RECEIVING GAMES (11): REGULAR SEASON

DATE	TEAM	NO.	YDS.	AVG.	LG	TD
10/29/17	FALCONS	6	104	17.3	32	1
11/26/17	PANTHERS	6	146	24.3	54t	2
12/03/17	CHIEFS	8	107	13.4	26	0
10/07/18	BRONCOS	3	123	41.0	76t	2
12/23/18	PACKERS	9	140	15.6	33t	1
10/13/19	COWBOYS	5	125	25.0	92t	1
12/01/19	at Bengals	7	101	14.4	20	0
12/08/19	DOLPHINS	7	117	16.7	39	1
09/13/20	RAIDERS	6	114	19.0	75t	1
09/20/20	at Buccaneers	9	109	12.1	39	0
10/11/20	at Falcons	8	112	14.0	29	0

2020 GAME-BY-GAME REGULAR-SEASON STATISTICS (PANTHERS)

DATE	OPPONENT	P/S	RECEIVING					RUSHING					TD	W/L	SCORE
			NO.	YDS.	AVG.	LG	TD	NO.	YDS.	AVG.	LG				
09/13	Raiders	S	6	114	19.0	75t	1	0	0	0.0	0	0	L	30-34	
09/20	at Buccaneers	S	9	109	12.1	39	0	0	0	0.0	0	0	L	17-31	
09/27	at Chargers	S	5	55	11.0	18	0	0	0	0.0	0	0	W	21-16	
10/04	Cardinals	S	8	99	12.4	24	0	0	0	0.0	0	0	W	31-21	
10/11	at Falcons	S	8	112	14.0	29	0	1	3	3.0	3	0	W	23-16	
10/18	Bears	S	4	77	19.3	39	0	0	0	0.0	0	0	L	16-23	
10/25	at Saints	S	6	74	12.3	26	0	0	0	0.0	0	0	L	24-27	
10/29	Falcons	S	5	48	9.6	27	0	0	0	0.0	0	0	L	17-25	
11/08	at Chiefs	S	9	63	7.0	22	0	0	0	0.0	0	0	L	31-33	
11/15	Buccaneers	S	4	21	5.3	9	0	0	0	0.0	0	0	L	23-46	
11/22	Lions	S	7	46	6.6	18	0	0	0	0.0	0	0	W	20-0	
11/29	at Vikings	S	4	94	23.5	41t	1	0	0	0.0	0	0	L	27-28	
12/13	Broncos	S	8	84	10.5	23	0	2	13	6.5	11	0	L	27-32	
12/19	at Packers	S	2	21	10.5	15	0	1	-1	-1.0	-1	0	L	16-24	
12/27	at Washington	S	7	39	5.6	14t	1	0	0	0.0	0	0	W	20-13	
01/03	Saints	S	3	40	13.3	31	0	0	0	0.0	0	0	L	7-33	
2020 TOTALS		16-16	95	1,096	11.5	75T	3	4	15	3.8	11	0	5-11		

2019 GAME-BY-GAME REGULAR-SEASON STATISTICS (JETS)

DATE	OPPONENT	P/S	RECEIVING					RUSHING					W/L	SCORE
			NO.	YDS.	AVG.	LG	TD	NO.	YDS.	AVG.	LG	TD		
09/08	Bills	S	3	23	7.7	9	0	0	0	0.0	0	0	L	16-17
09/16	Browns	S	4	81	20.3	36	0	0	0	0.0	0	0	L	3-23
09/22	at Patriots	S	3	11	3.7	7	0	0	0	0.0	0	0	L	14-30
10/06	at Eagles	S	1	16	16.0	16	0	0	0	0.0	0	0	L	6-31
10/13	Cowboys	S	5	125	25.0	92t	1	0	0	0.0	0	0	W	24-22
10/21	Patriots	P	1	10	10.0	10	0	0	0	0.0	0	0	L	0-33
10/27	at Jaguars	S	4	43	10.8	13	0	0	0	0.0	0	0	L	15-29
11/03	at Dolphins	S	2	33	16.5	22	0	0	0	0.0	0	0	L	18-26
11/10	Giants	S	1	11	11.0	11	0	0	0	0.0	0	0	W	34-27
11/17	at Washington	S	1	6	6.0	6t	1	0	0	0.0	0	0	W	34-17
11/24	Raiders	S	4	86	21.5	31	1	0	0	0.0	0	0	W	34-3
12/01	at Bengals	S	7	101	14.4	20	0	0	0	0.0	0	0	L	6-22
12/08	Dolphins	S	7	117	16.7	39	1	1	4	4.0	4	0	W	22-21
12/12	at Ravens	S	4	66	16.5	41	0	0	0	0.0	0	0	L	21-42
12/22	Steelers	S	2	32	16.0	23t	1	0	0	0.0	0	0	W	16-10
12/29	at Bills	S	3	18	6.0	11	0	0	0	0.0	0	0	W	13-6
2019 TOTALS		16-15	52	779	15.0	92T	5	1	4	4.0	4	0	7-9	

2018 GAME-BY-GAME REGULAR-SEASON STATISTICS (JETS)

DATE	OPPONENT	P/S	RECEIVING					RUSHING					TD	W/L	SCORE
			NO.	YDS.	AVG.	LG	TD	NO.	YDS.	AVG.	LG	TD			
09/10	at Lions	S	1	41	41.0	41t	1	1	-9	-9.0	-9	0	W	48-17	
09/16	Dolphins	P	3	27	9.0	17	0	0	0	0.0	0	0	L	12-20	
09/20	at Browns	S	2	22	11.0	17	0	0	0	0.0	0	0	L	17-21	
09/30	at Jaguars	P	2	18	9.0	12	0	0	0	0.0	0	0	L	12-31	
10/07	Broncos	P	3	123	41.0	76t	2	0	0	0.0	0	0	W	34-16	
10/14	Colts	S	3	39	13.0	19	0	0	0	0.0	0	0	W	42-34	
10/21	Vikings	S	3	44	14.7	25	0	0	0	0.0	0	0	L	17-37	
10/28	at Bears						INACTIVE						L	10-24	
11/04	at Dolphins	S	4	32	8.0	17	0	1	1	1.0	1	0	L	6-13	
11/11	Bills						INACTIVE						L	10-41	
11/25	Patriots	P	2	22	11.0	15	0	0	0	0.0	0	0	L	13-27	
12/02	at Titans	S	4	48	12.0	16	0	0	0	0.0	0	0	L	22-26	
12/09	at Bills	P	4	76	19.0	37	1	0	0	0.0	0	0	W	27-23	
12/15	Texans	S	7	96	13.7	26	1	0	0	0.0	0	0	L	22-29	
12/23	Packers	S	9	140	15.6	33t	1	0	0	0.0	0	0	L	38-44+	
12/30	at Patriots	S	3	24	8.0	13	0	0	0	0.0	0	0	L	3-38	
2018 TOTALS		14-9	50	752	15.0	76T	6	2	-8	-4.0	1	0	4-12		

+ - Overtime

2017 GAME-BY-GAME REGULAR-SEASON STATISTICS (JETS)

RECEIVING							RUSHING							
DATE	OPPONENT	P/S	NO.	YDS.	AVG.	LG	TD	NO.	YDS.	AVG.	LG	TD	W/L	SCORE
09/10	at Bills	S	4	22	5.5	11	0	0	0	0.0	0	0	L	12-21
09/17	at Raiders	S	2	28	14.0	19	0	0	0	0.0	0	0	L	20-45
09/24	Dolphins	S	3	95	31.7	69t	1	0	0	0.0	0	0	W	20-6
10/01	Jaguars	S	3	59	19.7	41	0	0	0	0.0	0	0	W	23-20+
10/08	at Browns	S	2	16	8.0	10	0	0	0	0.0	0	0	W	17-14
10/15	Patriots	S	4	76	19.0	32	0	0	0	0.0	0	0	L	17-24
10/22	at Dolphins	S	3	35	11.7	18t	1	0	0	0.0	0	0	L	28-31
10/29	Falcons	S	6	104	17.3	32	1	1	1	1.0	1	0	L	20-25
11/02	Bills	S	4	48	12.0	25t	1	0	0	0.0	0	0	W	34-21
11/12	at Buccaneers	P	4	85	21.3	38t	1	0	0	0.0	0	0	L	10-15
11/26	Panthers	S	6	146	24.3	54t	2	0	0	0.0	0	0	L	27-35
12/03	Chiefs	S	8	107	13.4	26	0	1	7	7.0	7	0	W	38-31
12/10	at Broncos	S	3	27	9.0	13	0	0	0	0.0	0	0	L	0-23
12/17	at Saints	S	5	40	8.0	15	0	0	0	0.0	0	0	L	19-31
12/24	Chargers	S	5	51	10.2	16	0	0	0	0.0	0	0	L	7-14
12/31	at Patriots	S	1	2	2.0	2	0	1	1	1.0	1	0	L	6-26
2017 TOTALS		16-15	63	941	14.9	69T	7	3	9	3.0	7	0	5-11	

+ - Overtime

2016 GAME-BY-GAME REGULAR-SEASON STATISTICS (JETS)

DATE	OPPONENT	P/S	RECEIVING					RUSHING					W/L	SCORE
			NO.	YDS.	AVG.	LG	TD	NO.	YDS.	AVG.	LG	TD		
09/11	Bengals	P	0	0	0.0	0	0	0	0	0.0	0	0	L	22-23
09/15	at Bills	P	0	0	0.0	0	0	0	0	0.0	0	0	W	37-31
09/25	at Chiefs	P	2	34	17.0	26	0	0	0	0.0	0	0	L	3-24
10/02	Seahawks	S	2	12	6.0	7	0	0	0	0.0	0	0	L	17-27
10/09	at Steelers	S	1	10	10.0	10	0	0	0	0.0	0	0	L	13-31
10/17	at Cardinals	S	4	24	6.0	7	0	0	0	0.0	0	0	L	3-28
10/23	Ravens	S	3	41	13.7	28	0	1	30	30.0	30	0	W	24-16
10/30	at Browns	S	3	31	10.3	16	0	0	0	0.0	0	0	W	31-28
11/06	at Dolphins	S	4	49	12.3	27	0	0	0	0.0	0	0	L	23-27
11/13	Rams	P	3	69	23.0	52	0	0	0	0.0	0	0	L	6-9
11/27	Patriots	S	2	34	17.0	25	0	0	0	0.0	0	0	L	17-22
12/05	Colts	P	4	61	15.3	40t	1	0	0	0.0	0	0	L	10-41
12/11	at 49ers	P	6	99	16.5	40	0	2	12	6.0	13	0	W	23-17+
12/17	Dolphins	S	4	80	20.0	40t	1	0	0	0.0	0	0	L	13-34
12/24	at Patriots	P	0	0	0.0	0	0	0	0	0.0	0	0	L	3-41
01/01	Bills	P	4	43	10.8	17	0	0	0	0.0	0	0	W	30-10
2016 TOTALS			16-8	42	587	14.0	52	2	3	42	14.0	30	0	5-11

+ - Overtime





**DAN**  
**ARNOLD**  
**6'6" // 240**  
**WISCONSIN-PLATTEVILLE**  
**JANESVILLE, WI**

**85**  
**TE**

EXPERIENCE (YEARS)		BIRTHDATE	ACQUIRED
<b>NFL</b>	<b>PANTHERS</b>	<b>3.15.95</b>	<b>FA-21</b>
<b>5</b>	<b>1</b>		

## PRO CAREER

- Had career-best season in 2020 for Arizona...Played in 16 games with five starts, making 31 receptions for 438 yards and four touchdowns...Had three touchdowns in two games in Weeks 12 and 13.
- Spent first half of 2019 season on New Orleans practice squad...Promoted and played in two games for the Saints before being waived...Signed by Arizona and saw action in three games, making six catches for 102 yards and two touchdowns.
- Played in 10 games for New Orleans in 2018...Had 12 receptions for 150 yards and one touchdown.
- Spent 2017 season on injured reserve with the Saints.

## TRANSACTIONS

- Signed as an undrafted free agent by New Orleans (6/5/17)...Placed on injured reserve (6/16/17)...Waived by New Orleans (8/31/19)...Signed to Saints practice squad (9/1/19)...Promoted to Saints active roster (10/19/19)...Waived by New Orleans (12/4/19)...Claimed off waivers by Arizona (12/5/19)...Signed as a free agent with Carolina (3/22/21).

## COLLEGE & PERSONAL

- Played at Division III University of Wisconsin-Platteville for four seasons (2013-16)...Had 2,097 receiving yards in final two seasons...Won the conference championship in indoor 60-meter hurdles...Went to Shanley High School in Fargo, N.D.

## DAN ARNOLD'S NFL REGULAR SEASON RUSHING/RECEIVING STATISTICS

DATE	TEAM	GP	GS	RECEIVING					RUSHING				
				NO.	YDS.	AVG.	LG	TD	NO.	YDS.	AVG.	LG	TD
2018	Saints	10	1	12	150	12.5	25t	1	0	0	0.0	0	0
2019	Saints	2	0	2	25	12.5	19	0	0	0	0.0	0	0
2019	Cardinals	3	1	6	102	17.0	37	2	0	0	0.0	0	0
2019	TOTAL	5	1	8	127	15.9	37	2	0	0	0.0	0	0
2020	Cardinals	16	5	31	438	14.1	59t	4	0	0	0.0	0	0
NFL TOTALS		31	7	51	715	14.0	59T	7	0	0	0.0	0	0

## DAN ARNOLD'S NFL POSTSEASON RUSHING/RECEIVING STATISTICS

DATE	TEAM	GP	GS	RECEIVING					RUSHING				
				NO.	YDS.	AVG.	LG	TD	NO.	YDS.	AVG.	LG	TD
2018	Saints	1	0	0	0	0.0	0	0	0	0	0.0	0	0
NFL TOTALS		1	0	0	0	0.0	0	0	0	0	0.0	0	0

## SINGLE-GAME HIGHS: RECEIVING

**Receptions** 4 vs. Buffalo Bills, Nov 15, 2020  
...3 more at 4.

**Receiving Yards** 76 at Los Angeles Rams, Dec 29, 2019

**Longest Receptions** 59t vs. Los Angeles Rams, Dec 06, 2020

**Receiving TDs** 2 vs. Los Angeles Rams, Dec 06, 2020

**All-Purpose Yards** 76 at Los Angeles Rams, Dec 29, 2019

**Most TDs** 2 vs. Los Angeles Rams, Dec 06, 2020

**Receiving Average** 19.0 at Los Angeles Rams, Dec 29, 2019

2020 GAME-BY-GAME REGULAR-SEASON STATISTICS (CARDINALS)

DATE	OPPONENT	P/S	RECEIVING					RUSHING					TD	W/L	SCORE
			NO.	YDS.	AVG.	LG	TD	NO.	YDS.	AVG.	LG	TD			
09/13	at 49ers	S	2	21	10.5	13	0	0	0	0.0	0	0	W	24-20	
09/20	Washington	S	2	26	13.0	20	0	0	0	0.0	0	0	W	30-15	
09/27	Lions	S	1	11	11.0	11	0	0	0	0.0	0	0	L	23-26	
10/04	at Panthers	P	4	39	9.8	25	0	0	0	0.0	0	0	L	21-31	
10/11	at Jets	P	0	0	0.0	0	0	0	0	0.0	0	0	W	30-10	
10/19	at Cowboys	S	0	0	0.0	0	0	0	0	0.0	0	0	W	38-10	
10/25	Seahawks	P	2	57	28.5	41	0	0	0	0.0	0	0	W	37-34+	
11/08	Dolphins	P	1	16	16.0	16	0	0	0	0.0	0	0	L	31-34	
11/15	Bills	P	4	34	8.5	11	0	0	0	0.0	0	0	W	32-30	
11/19	at Seahawks	P	1	4	4.0	4t	1	0	0	0.0	0	0	L	21-28	
11/29	at Patriots	P	1	17	17.0	17	0	0	0	0.0	0	0	L	17-20	
12/06	Rams	P	2	61	30.5	59t	2	0	0	0.0	0	0	L	28-38	
12/13	at Giants	P	2	27	13.5	20	1	0	0	0.0	0	0	W	26-7	
12/20	Eagles	P	3	54	18.0	23	0	0	0	0.0	0	0	W	33-26	
12/26	49ers	S	3	25	8.3	11	0	0	0	0.0	0	0	L	12-20	
01/03	at Rams	P	3	46	15.3	25	0	0	0	0.0	0	0	L	7-18	
2020 TOTALS		16-5	31	438	14.1	59T	4	0	0	0.0	0	0	8-8		

+ - Overtime

2019 GAME-BY-GAME REGULAR-SEASON STATISTICS (SAINTS/CARDINALS)

RECEIVING														RUSHING													
DATE	OPPONENT	P/S	NO.	YDS.	AVG.	LG	TD	NO.	YDS.	AVG.	LG	TD	W/L	SCORE													
09/09	Texans							DID NOT PLAY						W	30-28												
09/15	at Rams							DID NOT PLAY						L	9-27												
09/22	at Seahawks							PRACTICE SQUAD						W	33-27												
09/29	Cowboys							PRACTICE SQUAD						W	12-10												
10/06	Buccaneers							PRACTICE SQUAD						W	31-24												
10/13	at Jaguars							PRACTICE SQUAD						W	13-6												
10/20	at Bears	P	0	0	0.0	0	0	0	0	0.0	0	0	W	36-25													
10/27	Cardinals	P	2	25	12.5	19	0	0	0	0.0	0	0	W	31-9													
11/10	Falcons							ON INACTIVE LIST						L	9-26												
11/17	at Buccaneers							ON INACTIVE LIST						W	34-17												
11/24	Panthers							ON INACTIVE LIST						W	34-31												
11/28	at Falcons							ON INACTIVE LIST						W	26-18												
12/08	Steelers							Went from Saints to Cardinals.																			
								ON INACTIVE LIST						L	17-23												
12/15	Browns	P	1	6	6.0	6t	1	0	0	0.0	0	0	W	38-24													
12/22	at Seahawks	P	1	20	20.0	20	0	0	0	0.0	0	0	W	27-13													
12/29	at Rams	S	4	76	19.0	37	1	0	0	0.0	0	0	L	24-31													
2019 TOTALS		5-1	8	127	15.9	37	2	0	0	0.0	0	0	12-4														

2018 GAME-BY-GAME REGULAR-SEASON STATISTICS (SAINTS)


RECEIVING														RUSHING													
DATE	OPPONENT	P/S	NO.	YDS.	AVG.	LG	TD	NO.	YDS.	AVG.	LG	TD	W/L	SCORE													
09/09	Buccaneers							ON INACTIVE LIST						L	40-48												
09/16	Browns							ON INACTIVE LIST						W	21-18												
09/23	at Falcons							ON INACTIVE LIST						W	43-37+												
09/30	at Giants							ON INACTIVE LIST						W	33-18												
10/08	Washington	P	0	0	0.0	0	0	0	0	0.0	0	0	W	43-19													
10/21	at Ravens	P	2	35	17.5	25	0	0	0	0.0	0	0	W	24-23													
10/28	at Vikings	P	0	0	0.0	0	0	0	0	0.0	0	0	W	30-20													
11/04	Rams	P	0	0	0.0	0	0	0	0	0.0	0	0	W	45-35													
11/11	at Bengals	S	2	25	12.5	23	0	0	0	0.0	0	0	W	51-14													
11/18	Eagles	P	2	25	12.5	23	0	0	0	0.0	0	0	W	48-7													
11/22	Falcons	P	4	45	11.3	25t	1	0	0	0.0	0	0	W	31-17													
11/29	at Cowboys	P	2	20	10.0	15	0	0	0	0.0	0	0	L	10-13													
12/09	at Buccaneers							ON INACTIVE LIST						W	28-14												
12/17	at Panthers	P	0	0	0.0	0	0	0	0	0.0	0	0	W	12-9													
12/23	Steelers							ON INACTIVE LIST						W	31-28												
12/30	Panthers	P	0	0	0.0	0	0	0	0	0.0	0	0	L	14-33													
2018 TOTALS		10-1	12	150	12.5	25T	1	0	0	0.0	0	0	13-3														

+ - Overtime

2018 GAME-BY-GAME POSTSEASON STATISTICS (SAINTS)

RECEIVING								RUSHING							
DATE	OPPONENT	P/S	NO.	YDS.	AVG.	LG	TD	NO.	YDS.	AVG.	LG	TD	W/L	SCORE	
01/13	Eagles		ON INACTIVE LIST											W	20-14
01/20	Rams	P	0	0	0.0	0	0	0	0	0.0	0	0	L	23-26+	
2018 TOTALS		1-0	0	0	0.0	0	0	0	0	0.0	0	0	1-1		

+ - Overtime



**OMAR  
BAYLESS**  
**6'1" // 210**  
**ARKANSAS STATE**  
**LAUREL, MISS.**

**17**  
**WR**

EXPERIENCE (YEARS)

NFL

PANTHERS

**2**
**2**

BIRTHDATE

**12.15.96**

ACQUIRED

**FA-20**

## PRO CAREER

- Missed the 2020 season due to injury.

## TRANSACTIONS


- Signed as an undrafted free agent with Carolina (4/30/20)...Placed on reserve/injured list (8/26/20).

## COLLEGE & PERSONAL

- In four years at Arkansas State where he finished as the school's all-time leading receiver, Bayless played in 43 games with 2,764 career receiving yards and 26 receiving touchdowns, ranking sixth and second in Sun Belt history, respectively...Was a third team AP All-American in 2019 and Sun Belt Player of the Year after ranking second in all of college football with 1,653 receiving yards and third with 17 receiving touchdowns...Posted 93 receptions ranking ninth in the NCAA in 2019...Had 39 catches for 566 yards in his junior season and 31 catches for 428 yards in his sophomore season...Went to Laurel HS in Laurel, Miss.

## OMAR BAYLESS' NFL REGULAR SEASON RUSHING/RECEIVING STATISTICS

DATE	TEAM	RECEIVING								RUSHING				
		GP	GS	NO.	YDS.	AVG.	LG	TD		NO.	YDS.	AVG.	LG	TD
2020	Panthers	0	0	0	0	0.0	0	0		0	0	0.0	0	0
NFL TOTALS		0	0	0	0	0.0	0	0		0	0	0.0	0	0



**REGGIE BONNAFON**  
**6'0" // 215**  
**LOUISVILLE**  
**LOUISVILLE, KY.**

**39**  
**RB**

EXPERIENCE (YEARS)		BIRTHDATE	ACQUIRED
NFL	PANTHERS	1.4.96	FA-18
4	4		

## PRO CAREER

- Saw action in two games in 2020, rushing for 69 yards and catching a two-yard TD, before being placed on the practice squad/injured list...On his return to the active roster, re-injured the ankle and landed on IR.
- Played in 16 games on special teams and as a reserve running back for the Panthers in 2019...Totalled 116 rush yards on 16 carries and one touchdown to go with six receptions for 57 yards.
- Had a 59-yard rush for his first career touchdown against Jacksonville (10/6/19).

## TRANSACTIONS

- Signed as an undrafted rookie free agent by Carolina (5/10/18)...Waived by Carolina (9/1/18)...Signed to Carolina practice squad (9/2/18)...Signed one-year contract extension (2/4/20)...Waived by Carolina (9/5/20)...Signed to Carolina's practice squad (9/6/20)...Placed on practice squad/injured list (10/6/20)...Activated to practice squad from practice squad/reserve list (11/10/20)...Signed to Carolina's active roster from the practice squad (11/11/20)...Placed on Carolina's reserve/injured list (11/13/20).

## COLLEGE & PERSONAL

- Played in 47 games with 24 starts at Louisville playing quarterback, wide receiver and running back...Completed 75-of-144 passes for 1,056 yards and seven touchdowns against five interceptions...Finished college career with 215 rushing attempts for 805 yards and 12 touchdowns...Recorded 44 receptions for 446 yards and 6 touchdowns...Made the switch to running back in 2017...Concluded the season with 459 yards rushing and seven scores...Caught 21 passes for 182 yards and one score...In 2016, lined up at wide receiver and in the backfield...Moved to the wide receiver position full-time this season...Caught 12 passes for 141 yards and four touchdowns...In 2015, played in 11 games, including two starts...Played quarterback, wide receiver, and running back...Recorded 472 total yards...Rushed 45 times for 175 yards...Caught ten passes for 105 yards...In 2014, started five games at quarterback...Fifth on the team in rushing with 164 yards and five touchdowns...Passed for 864 yards and five touchdowns...Went to Trinity HS in Louisville, Ky...Son of Rosalind Ronnafon...Communication major.

## REGGIE BONNAFON'S NFL REGULAR SEASON RUSHING/RECEIVING STATISTICS

DATE	TEAM	RUSHING							RECEIVING				
		GP	GS	NO.	YDS.	AVG.	LG	TD	NO.	YDS.	AVG.	LG	TD
2018	Panthers	0	0	0	0	0.0	0	0	0	0	0.0	0	0
2019	Panthers	16	0	16	116	7.3	59t	1	6	57	9.5	32	0
2020	Panthers	2	0	12	69	5.8	22	0	2	18	9.0	15	1
NFL TOTALS		18	0	28	185	6.6	59T	1	8	75	9.4	32	1

## REGGIE BONNAFON'S NFL REGULAR SEASON RETURN STATISTICS

KICKOFF RETURNS							PUNT RETURNS					
DATE	TEAM	RET.	YDS.	AVG.	LG	TD	NO.	FC	YDS.	AVG.	LG	TD
2018	Panthers	0	0	0.0	0	0	0	0	0	0.0	0	0
2019	Panthers	6	111	18.5	35	0	0	0	0	0.0	0	0
2020	Panthers	0	0	0.0	0	0	0	0	0	0.0	0	0
NFL TOTALS		6	111	18.5	35	0	0	0	0	0.0	0	0

## SINGLE-GAME HIGHS: RUSHING/RECEIVING

**Rush Attempts** 10 vs. Arizona Cardinals, Oct 04, 2020  
**Rushing Yards** 80 vs. Jacksonville Jaguars, Oct 06, 2019  
**Longest Runs** 59t vs. Jacksonville Jaguars, Oct 06, 2019  
**Rushing TDs** 1 vs. Jacksonville Jaguars, Oct 06, 2019  
**Receptions** 2 vs. Arizona Cardinals, Oct 04, 2020  
...2 more at 2.  
**Receiving Yards** 39 vs. New Orleans Saints, Dec 29, 2019  
**Longest Receptions** 32 vs. New Orleans Saints, Dec 29, 2019


**Receiving TDs** 1 vs. Arizona Cardinals, Oct 04, 2020  
**All-Purpose Yards** 102 at San Francisco 49ers, Oct 27, 2019  
**Kickoff Returns** 5 at San Francisco 49ers, Oct 27, 2019  
**Kickoff Return Yards** 95 at San Francisco 49ers, Oct 27, 2019  
**Longest Kickoff Return** 35 at San Francisco 49ers, Oct 27, 2019  
**Special Teams Tackles** 2 at San Francisco 49ers, Oct 27, 2019  
**Most TDs** 1 vs. Arizona Cardinals, Oct 04, 2020  
...1 more at 1.

2020 GAME-BY-GAME REGULAR-SEASON STATISTICS (PANTHERS)

RUSHING								RECEIVING						
DATE	OPPONENT	P/S	NO.	YDS.	AVG.	LG	TD	NO.	YDS.	AVG.	LG	TD	W/L	SCORE
09/13	Raiders	P	2	16	8.0	13	0	0	0	0.0	0	0	L	30-34
09/20	at Buccaneers												L	17-31
09/27	at Chargers												W	21-16
10/04	Cardinals												W	31-21
10/11	at Falcons												W	23-16
10/18	Bears												L	16-23
10/25	at Saints												L	24-27
10/29	Falcons												L	17-25
11/08	at Chiefs												L	31-33
11/15	Buccaneers												L	23-46
11/22	Lions												W	20-0
11/29	at Vikings												L	27-28
12/13	Broncos												L	27-32
12/19	at Packers												L	16-24
12/27	at Washington												W	20-13
01/03	Saints												L	7-33
2020 TOTALS		1-0	2	16	8.0	13	0	0	0	0.0	0	0	5-11	

2019 GAME-BY-GAME REGULAR-SEASON STATISTICS (PANTHERS)

DATE	OPPONENT	P/S	RUSHING					RECEIVING					TD	W/L	SCORE
			NO.	YDS.	AVG.	LG	TD	NO.	YDS.	AVG.	LG	TD			
09/08	Rams	P	0	0	0.0	0	0	0	0	0.0	0	0	L	27-30	
09/12	Buccaneers	P	0	0	0.0	0	0	0	0	0.0	0	0	L	14-20	
09/22	at Cardinals	P	2	5	2.5	4	0	0	0	0.0	0	0	W	38-20	
09/29	at Texans	P	0	0	0.0	0	0	0	0	0.0	0	0	W	16-10	
10/06	Jaguars	P	5	80	16.0	59t	1	0	0	0.0	0	0	W	34-27	
10/13	at Buccaneers	P	0	0	0.0	0	0	0	0	0.0	0	0	W	37-26	
10/27	at 49ers	P	1	4	4.0	4	0	1	3	3.0	3	0	L	13-51	
11/03	Titans	P	3	6	2.0	4	0	1	7	7.0	7	0	W	30-20	
11/10	at Packers	P	0	0	0.0	0	0	0	0	0.0	0	0	L	16-24	
11/17	Falcons	P	0	0	0.0	0	0	2	8	4.0	6	0	L	3-29	
11/24	at Saints	P	0	0	0.0	0	0	0	0	0.0	0	0	L	31-34	
12/01	Washington	P	0	0	0.0	0	0	0	0	0.0	0	0	L	21-29	
12/08	at Falcons	P	1	6	6.0	6	0	0	0	0.0	0	0	L	20-40	
12/15	Seahawks	P	0	0	0.0	0	0	0	0	0.0	0	0	L	24-30	
12/22	at Colts	P	2	12	6.0	7	0	0	0	0.0	0	0	L	6-38	
12/29	Saints	P	2	3	1.5	2	0	2	39	19.5	32	0	L	10-42	
2019 TOTALS		16-0	16	116	7.3	59T	1	6	57	9.5	32	0	5-11		



**A.J. BOUYE**  
**6'0" // 190**  
**CENTRAL FLORIDA**  
**TUCKER, GA.**

**24**  
**CB**

**EXPERIENCE (YEARS)**

**NFL** **PANTHERS**

**9** **1**

**BIRTHDATE**  
**8.16.91**

**ACQUIRED**  
**FA-21**

## PRO CAREER

- Played eight seasons with Houston (2013-16), Jacksonville (2017-19) and Denver (2020) tallying 14 career interceptions and 72 passes defended.
- Only played in seven games in 2020 for the Broncos, making 23 tackles and six pass deflections...Started the season on injured reserve (shoulder) and then missed the last four games due to suspension.
- Played 43 games for Jacksonville from 2017-19, totaling eight interceptions, 175 tackles and 34 pass deflections.
- Had a career-best season in 2017, helping Jacksonville advance to the AFC Championship game...Earned Pro Bowl and All-Pro Second Team honors...Ranked second among all NFL cornerbacks with six interceptions and tied for sixth with 18 pass deflections...Made 16 tackles in three postseason games, ranking second among cornerbacks.
- Played in 50 games with 19 starts for Houston from 2013-16...Tallied six interceptions, including a 67-yard TD return in 2014...Totaled 140 tackles with three tackles for loss and a forced fumble and fumble recovery.

## HONORS

- Pro Bowl (2017)
- All-Pro Second Team (2017)

## TRANSACTIONS

- Signed as an undrafted free agent with Houston (4/28/13)...Placed on injured reserve with Houston (10/16/13)...Signed a one-year contract with Houston (3/8/16)...Signed as an unrestricted free agent with Jacksonville (3/9/17)...Acquired by Denver via trade (3/3/20)...Placed on injured reserve with Denver (9/16/20)...Activated by Denver (10/24/20)...Placed on reserve/suspended list by NFL (12/9/20)...Signed as a free agent by Carolina (4/12/21).

## COLLEGE & PERSONAL

- Played in 43 games (21 starts) at the UCF, collecting 110 tackles, 1.0 sack, six interceptions, 19 passes defended, one forced fumble and one fumble recovery...Named All-Conference USA Second Team as a senior in 2012...Went to Tucker HS in Tucker, Ga.

## A.J. BOUYE'S NFL REGULAR SEASON DEFENSIVE STATISTICS

		TACKLES										INTERCEPTIONS					O. FUMB			ST				MISC		
DATE	TEAM	GP	GS	TK	S	A	TFL	YDS	SK	YDS	QBH	NO	YDS	LG	TD	PD	FF	FR	YDS	TK	S	A	FF	FR	S	A
2013	Texans	6	0	0	0	0	0	0	0	0.0	0.0	0	0	0	0	0	0	0	0	2	2	0	0	0	0	0
2014	Texans	14	6	54	47	7	1	3	0.0	0.0	0	3	120	67	1	10	1	1	0	5	5	0	0	0	0	0
2015	Texans	15	2	14	14	0	0	0	0.0	0.0	0	2	9	9	0	6	0	0	0	2	1	1	0	0	0	0
2016	Texans	15	11	62	48	14	2	8	1.0	6.0	1	1	0	0	0	16	0	0	0	1	0	1	0	0	0	0
2017	Jaguars	16	16	56	53	3	0	0	0.0	0.0	0	6	70	51	0	18	0	0	0	0	0	0	0	0	0	0
2018	Jaguars	13	13	54	46	8	0	0	0.0	0.0	0	1	9	9	0	8	0	0	0	0	0	0	0	0	0	0
2019	Jaguars	14	14	65	50	15	1	1	0.0	0.0	0	1	25	25	0	8	0	0	0	0	0	0	0	0	0	0
2020	Broncos	7	7	23	21	2	0	0	0.0	0.0	0	0	0	0	0	6	0	0	0	0	0	0	0	0	0	0
NFL TOTALS		100	69	328	279	49	4	12	1.0	6.0	1	14	233	67	172	1	1	0	10	8	2	0	0	0	0	0

## A.J. BOUYE'S NFL POSTSEASON DEFENSIVE STATISTICS

		TACKLES										INTERCEPTIONS					O. FUMB			ST				MISC		
DATE	TEAM	GP	GS	TK	S	A	TFL	YDS	SK	YDS	QBH	NO	YDS	LG	TD	PD	FF	FR	YDS	TK	S	A	FF	FR	S	A
2015	Texans	1	0	1	1	0	0	0	0.0	0.0	0	0	0	0	0	0	0	0	0	0	0	0	0	0	0	0
2016	Texans	2	2	7	5	2	0	0	0.0	0.0	0	2	13	7	0	6	1	0	0	0	0	0	0	0	0	0
2017	Jaguars	3	3	16	14	2	1	1	0.0	0.0	0	0	0	0	0	1	0	0	0	0	0	0	0	0	0	0
NFL TOTALS		6	5	24	20	4	1	1	0.0	0.0	0	2	13	7	0	7	1	0	0	0	0	0	0	0	0	0



SINGLE-GAME HIGHS: DEFENSIVE

**Total Tackles** 11 at Denver Broncos, Oct 24, 2016  
**Sacks** 1.0 vs. Chicago Bears, Sep 11, 2016  
**Passes Defensed** 4 vs. Seattle Seahawks, Dec 10, 2017  
**Forced Fumbles** 1 at Indianapolis Colts, Dec 14, 2014  
**Fumble Recoveries** 1 at Indianapolis Colts, Dec 14, 2014

SINGLE-GAME HIGHS - POSTSEASON: DEFENSIVE

**Total Tackles** 6 at New England Patriots, Jan 21, 2018  
5 at Pittsburgh Steelers, Jan 14, 2018  
5 vs. Buffalo Bills, Jan 07, 2018  
5 at New England Patriots, Jan 14, 2017  
2 vs. Oakland Raiders, Jan 07, 2017  
**Passes Defensed** 4 vs. Oakland Raiders, Jan 07, 2017  
2 at New England Patriots, Jan 14, 2017  
1 vs. Buffalo Bills, Jan 07, 2018  
**Forced Fumbles** 1 at New England Patriots, Jan 14, 2017

**Tackles For Loss** 1 at Atlanta Falcons, Dec 22, 2019  
...3 more at 1.  
2 vs. Seattle Seahawks, Dec 10, 2017  
**Interception Return Yards** 67 vs. Tennessee Titans, Nov 30, 2014  
**Special Teams Tackles** 2 vs. Indianapolis Colts, Oct 09, 2014

**Tackles For Loss** 1 vs. Buffalo Bills, Jan 07, 2018  
**Interceptions** 1 at New England Patriots, Jan 14, 2017  
1 vs. Oakland Raiders, Jan 07, 2017  
**Interception Return Yards** 7 at New England Patriots, Jan 14, 2017  
6 vs. Oakland Raiders, Jan 07, 2017

2020 GAME-BY-GAME REGULAR-SEASON STATISTICS (BRONCOS)

DATE	OPPONENT	P/S	TACKLES								INTERCEPTIONS				O. FUMB			ST			MISC			W/L	SCORE
			TK	S	A	SK	YDS	TFL	YDS	QBH	NO	YDS	LG	TD	PD	FF	FR	YDS	TK	S	A	FF	FR		
09/14	Titans	S	0	0	0	0.0	0.0	0	0	0				1	0	0	0	0	0	0	0	0	0	L	14-16
09/20	at Steelers		DID NOT PLAY																				L	21-26	
10/25	Chiefs	S	3	3	0	0.0	0.0	0	0	0	0	0	0	0	0	0	0	0	0	0	0	0	0	L	16-43
11/01	Chargers	S	6	5	1	0.0	0.0	0	0	0	0	0	0	1	0	0	0	0	0	0	0	0	0	W	31-30
11/08	at Falcons		ON INACTIVE LIST																				L	27-34	
11/15	at Raiders	S	6	6	0	0.0	0.0	0	0	0	0	0	0	0	0	0	0	0	0	0	0	0	0	L	12-37
11/22	Dolphins	S	2	2	0	0.0	0.0	0	0	0	0	0	0	1	0	0	0	0	0	0	0	0	0	W	20-13
11/29	Saints	S	2	2	0	0.0	0.0	0	0	0	0	0	0	1	0	0	0	0	0	0	0	0	0	L	3-31
12/06	at Chiefs	S	4	3	1	0.0	0.0	0	0	0	0	0	0	2	0	0	0	0	0	0	0	0	0	L	16-22
12/13	at Panthers		RESERVE/LEAGUE SUSP.																				W	32-27	
12/19	Bills		RESERVE/LEAGUE SUSP.																				L	19-48	
12/27	at Chargers		RESERVE/LEAGUE SUSP.																				L	16-19	
01/03	Raiders		RESERVE/LEAGUE SUSP.																				L	31-32	
2020 TOTALS			7-7	23	21	2	0.0	0.0	0	0	0	0	0	6	0	0	0	0	0	0	0	0	0	3-10	

2019 GAME-BY-GAME REGULAR-SEASON STATISTICS (JAGUARS)

DATE	OPPONENT	P/S	TACKLES								INTERCEPTIONS					O. FUMB			ST			MISC			W/L	SCORE
			TK	S	A	SK	YDS	TFL	YDS	QBH	NO	YDS	LG	TD	PD	FF	FR	YDS	TK	S	A	FF	FR	S		
09/08	Chiefs	S	3	3	0	0.0	0.0	0	0	0	0	0	0	0	0	0	0	0	0	0	0	0	0	0	L	26-40
09/15	at Texans		INACTIVE																						L	12-13
09/19	Titans	S	3	1	2	0.0	0.0	0	0	0	0	0	0	0	2	0	0	0	0	0	0	0	0	0	W	20-7
09/29	at Broncos	S	5	4	1	0.0	0.0	0	0	0	0	0	0	0	0	0	0	0	0	0	0	0	0	0	W	26-24
10/06	at Panthers	S	5	4	1	0.0	0.0	0	0	0	0	0	0	0	0	0	0	0	0	0	0	0	0	0	L	27-34
10/13	Saints	S	5	4	1	0.0	0.0	0	0	0	0	0	0	0	0	0	0	0	0	0	0	0	0	0	L	6-13
10/20	at Bengals	S	6	6	0	0.0	0.0	0	0	0	0	0	0	0	1	0	0	0	0	0	0	0	0	0	W	27-17
10/27	Jets	S	6	3	3	0.0	0.0	0	0	0	1	25	25	0	1	0	0	0	0	0	0	0	0	0	W	29-15
11/03	Texans	S	7	6	1	0.0	0.0	0	0	0	0	0	0	0	1	0	0	0	0	0	0	0	0	0	L	3-26
11/17	at Colts	S	6	6	0	0.0	0.0	0	0	0	0	0	0	0	0	0	0	0	0	0	0	0	0	0	L	13-33
11/24	at Titans	S	4	2	2	0.0	0.0	0	0	0	0	0	0	0	0	0	0	0	0	0	0	0	0	0	L	20-42
12/01	Buccaneers	S	3	2	1	0.0	0.0	0	0	0	0	0	0	0	2	0	0	0	0	0	0	0	0	0	L	11-28
12/08	Chargers	S	2	1	1	0.0	0.0	0	0	0	0	0	0	0	1	0	0	0	0	0	0	0	0	0	L	10-45
12/15	at Raiders	S	2	2	0	0.0	0.0	0	0	0	0	0	0	0	0	0	0	0	0	0	0	0	0	0	W	20-16
12/22	at Falcons	S	8	6	2	0.0	0.0	1	1	0	0	0	0	0	0	0	0	0	0	0	0	0	0	0	L	12-24
12/29	Colts		ON INACTIVE LIST																						W	38-20
2019 TOTALS			14-14	65	50	15	0.0	0.0	1	1	0	1	25	25	0	8	0	0	0	0	0	0	0	0	6-10	

2018 GAME-BY-GAME REGULAR-SEASON STATISTICS (JAGUARS)

			TACKLES							INTERCEPTIONS					O. FUMB			ST			MISC																		
DATE	OPPONENT	P/S	TK	S	A	SK	YDS	TFL	YDS	QBH	NO	YDS	LG	TD	PD	FF	FR	YDS	TK	S	A	FF	FR	S	A	W/L	SCORE												
09/09	at Giants	S	4	2	2	0.0	0.0	0	0	0	0	0	0	0	0	0	0	0	0	0	0	0	0	0	0	W	20-15												
09/16	Patriots	S	4	4	0	0.0	0.0	0	0	0	0	0	0	0	0	0	0	0	0	0	0	0	0	0	0	W	31-20												
09/23	Titans	S	3	3	0	0.0	0.0	0	0	0	0	0	0	0	0	0	0	0	0	0	0	0	0	0	0	L	6-9												
09/30	Jets	S	2	2	0	0.0	0.0	0	0	0	0	0	0	0	1	0	0	0	0	0	0	0	0	0	0	W	31-12												
10/07	at Chiefs	S	5	4	1	0.0	0.0	0	0	0	1	9	9	0	2	0	0	0	0	0	0	0	0	0	0	0	L	14-30											
10/14	at Cowboys	S	6	5	1	0.0	0.0	0	0	0	0	0	0	0	2	0	0	0	0	0	0	0	0	0	0	0	L	7-40											
10/21	Texans	S	6	5	1	0.0	0.0	0	0	0	0	0	0	0	0	0	0	0	0	0	0	0	0	0	0	0	L	7-20											
10/28	Eagles		ON INACTIVE LIST																																			L	18-24
11/11	at Colts		ON INACTIVE LIST																																			L	26-29
11/18	Steelers	S	6	5	1	0.0	0.0	0	0	0	0	0	0	0	1	0	0	0	0	0	0	0	0	0	0	0	L	16-20											
11/25	at Bills	S	2	2	0	0.0	0.0	0	0	0	0	0	0	0	1	0	0	0	0	0	0	0	0	0	0	0	L	21-24											
12/02	Colts	S	6	6	0	0.0	0.0	0	0	0	0	0	0	0	1	0	0	0	0	0	0	0	0	0	0	0	W	6-0											
12/06	at Titans	S	5	4	1	0.0	0.0	0	0	0	0	0	0	0	0	0	0	0	0	0	0	0	0	0	0	0	L	9-30											
12/16	Washington	S	2	1	1	0.0	0.0	0	0	0	0	0	0	0	0	0	0	0	0	0	0	0	0	0	0	0	L	13-16											
12/23	at Dolphins	S	3	3	0	0.0	0.0	0	0	0	0	0	0	0	0	0	0	0	0	0	0	0	0	0	0	0	W	17-7											
12/30	at Texans		ON INACTIVE LIST																																		L	3-20	
2018 TOTALS			13-13	54	46	8	0.0	0.0	0	0	0	1	9	9	0	8	0	0	0	0	0	0	0	0	0	0	5-11												

2017 GAME-BY-GAME REGULAR-SEASON STATISTICS (JAGUARS)

			TACKLES							INTERCEPTIONS							O. FUMB			ST			MISC					
DATE	OPPONENT	P/S	TK	S	A	SK	YDS	TFL	YDS	QBH	NO	YDS	LG	TD	PD	FF	FR	YDS	TK	S	A	FF	FR	S	A	W/L	SCORE	
09/10	at Texans	S	6	5	1	0.0	0.0	0	0	0	0	0	0	0	0	2	0	0	0	0	0	0	0	0	0	0	W	29-7
09/17	Titans	S	6	6	0	0.0	0.0	0	0	0	0	0	0	0	1	0	0	0	0	0	0	0	0	0	0	0	L	16-37
09/24	Ravens	S	0	0	0	0.0	0.0	0	0	0	1	19	19	0	1	0	0	0	0	0	0	0	0	0	0	0	W	44-7
10/01	at Jets	S	2	2	0	0.0	0.0	0	0	0	1	0	0	0	2	0	0	0	0	0	0	0	0	0	0	0	L	20-23+
10/08	at Steelers	S	3	3	0	0.0	0.0	0	0	0	0	0	0	0	1	0	0	0	0	0	0	0	0	0	0	0	W	30-9
10/15	Rams	S	4	4	0	0.0	0.0	0	0	0	0	0	0	0	1	0	0	0	0	0	0	0	0	0	0	0	L	17-27
10/22	at Colts	S	5	5	0	0.0	0.0	0	0	0	0	0	0	0	2	0	0	0	0	0	0	0	0	0	0	0	W	27-0
11/05	Bengals	S	0	0	0	0.0	0.0	0	0	0	0	0	0	0	0	0	0	0	0	0	0	0	0	0	0	0	W	23-7
11/12	Chargers	S	4	3	1	0.0	0.0	0	0	0	1	51	51	0	1	0	0	0	0	0	0	0	0	0	0	0	W	20-17+
11/19	at Browns	S	2	2	0	0.0	0.0	0	0	0	1	0	0	0	1	0	0	0	0	0	0	0	0	0	0	0	W	19-7
11/26	at Cardinals	S	4	4	0	0.0	0.0	0	0	0	0	0	0	0	1	0	0	0	0	0	0	0	0	0	0	0	L	24-27
12/03	Colts	S	7	7	0	0.0	0.0	0	0	0	0	0	0	0	0	0	0	0	0	0	0	0	0	0	0	0	W	30-10
12/10	Seahawks	S	2	2	0	0.0	0.0	0	0	0	2	0	0	0	4	0	0	0	0	0	0	0	0	0	0	0	W	30-24
12/17	Texans	S	4	4	0	0.0	0.0	0	0	0	0	0	0	0	0	0	0	0	0	0	0	0	0	0	0	0	W	45-7
12/24	at 49ers	S	3	3	0	0.0	0.0	0	0	0	0	0	0	0	1	0	0	0	0	0	0	0	0	0	0	0	L	33-44
12/31	at Titans	S	4	3	1	0.0	0.0	0	0	0	0	0	0	0	0	0	0	0	0	0	0	0	0	0	0	0	L	10-15
2017 TOTALS			16-16	56	53	3	0.0	0.0	0	0	0	6	70	51	0	18	0	0	0	0	0	0	0	0	0	0	0	10-6
+ - Overtime																												

2016 GAME-BY-GAME REGULAR-SEASON STATISTICS (TEXANS)

			TACKLES								INTERCEPTIONS						O. FUMB			ST			MISC				
DATE	OPPONENT	P/S	TK	S	A	SK	YDS	TFL	YDS	QBH	NO	YDS	LG	TD	PD	FF	FR	YDS	TK	S	A	FF	FR	S	A	W/L	SCORE
09/11	Bears	P	3	3	0	1.0	6.0	1	6	1	0	0	0	0	1	0	0	0	0	0	0	0	0	0	0	W	23-14
09/18	Chiefs	P	4	3	1	0.0	0.0	0	0	0	0	0	0	0	2	0	0	0	0	0	0	0	0	0	0	W	19-12
09/22	at Patriots	P	1	0	1	0.0	0.0	0	0	0	0	0	0	0	0	0	0	0	0	0	0	0	0	0	0	L	0-27
10/02	Titans	P	2	1	1	0.0	0.0	0	0	0	0	0	0	0	3	0	0	0	1	0	1	0	0	0	0	W	27-20
10/09	at Vikings	S	2	2	0	0.0	0.0	0	0	0	0	0	0	0	0	0	0	0	0	0	0	0	0	0	0	L	13-31
10/16	Colts	S	4	3	1	0.0	0.0	0	0	0	0	0	0	0	0	0	0	0	0	0	0	0	0	0	0	W	26-23+
10/24	at Broncos	S	11	9	2	0.0	0.0	0	0	0	0	0	0	0	2	0	0	0	0	0	0	0	0	0	0	L	9-27
10/30	Lions	S	5	5	0	0.0	0.0	0	0	0	0	0	0	0	1	0	0	0	0	0	0	0	0	0	0	W	20-13
11/13	at Jaguars		INACTIVE																							W	24-21
11/21	at Raiders	S	2	1	1	0.0	0.0	0	0	0	1	0	0	0	1	0	0	0	0	0	0	0	0	0	0	L	20-27
11/27	Chargers	S	7	5	2	0.0	0.0	0	0	0	0	0	0	0	1	0	0	0	0	0	0	0	0	0	0	L	13-21
12/04	at Packers	S	4	3	1	0.0	0.0	0	0	0	0	0	0	0	0	0	0	0	0	0	0	0	0	0	0	L	13-21
12/11	at Colts	S	3	1	2	0.0	0.0	0	0	0	0	0	0	0	1	0	0	0	0	0	0	0	0	0	0	W	22-17
12/18	Jaguars	S	2	1	1	0.0	0.0	0	0	0	0	0	0	0	0	0	0	0	0	0	0	0	0	0	0	W	21-20
12/24	Bengals	S	9	9	0	0.0	0.0	0	0	0	0	0	0	0	3	0	0	0	0	0	0	0	0	0	0	W	12-10
01/01	at Titans	S	3	2	1	0.0	0.0	1	2	0	0	0	0	0	1	0	0	0	0	0	0	0	0	0	0	L	17-24
2016 TOTALS			15-11	62	48	14	1.0	6.0	2	8	1	1	0	0	0	16	0	0	0	1	0	1	0	0	0	0	9-7
+ - Overtime																											

2015 GAME-BY-GAME REGULAR-SEASON STATISTICS (TEXANS)

			TACKLES							INTERCEPTIONS					O. FUMB			ST			MISC							
DATE	OPPONENT	P/S	TK	S	A	SK	YDS	TFL	YDS	QBH	NO	YDS	LG	TD	PD	FF	FR	YDS	TK	S	A	FF	FR	S	A	W/L	SCORE	
09/13	Chiefs	P	1	1	0	0.0	0.0	0	0	0	0	0	0	0	0	0	0	0	0	0	0	0	0	0	0	L	20-27	
09/20	at Panthers	P	0	0	0	0.0	0.0	0	0	0	0	0	0	0	0	0	0	0	0	0	0	0	0	0	0	L	17-24	
09/27	Buccaneers	P	0	0	0	0.0	0.0	0	0	0	0	0	0	0	0	0	0	0	0	0	0	0	0	0	0	W	19-9	
10/04	at Falcons	P	1	1	0	0.0	0.0	0	0	0	0	0	0	0	0	0	0	0	0	0	0	0	0	0	0	L	21-48	
10/08	Colts	S	1	1	0	0.0	0.0	0	0	0	0	0	0	0	0	0	0	0	0	0	0	0	0	0	0	L	20-27	
10/18	at Jaguars	P	7	7	0	0.0	0.0	0	0	0	1	0	0	0	2	0	0	0	0	0	0	0	0	0	0	W	31-20	
10/25	at Dolphins	S	1	1	0	0.0	0.0	0	0	0	0	0	0	0	0	0	0	0	0	0	0	0	0	0	0	L	26-44	
11/01	Titans	P	0	0	0	0.0	0.0	0	0	0	0	0	0	0	0	0	0	0	1	1	0	0	0	0	0	W	20-6	
11/16	at Bengals	P	0	0	0	0.0	0.0	0	0	0	0	0	0	0	0	0	0	0	0	0	0	0	0	0	0	W	10-6	
11/22	Jets	P	0	0	0	0.0	0.0	0	0	0	0	0	0	0	1	0	0	0	0	0	0	0	0	0	0	W	24-17	
11/29	Saints										INACTIVE															W	24-6	
12/06	at Bills	P	0	0	0	0.0	0.0	0	0	0	0	0	0	0	0	0	0	0	0	0	0	0	0	0	0	L	21-30	
12/13	Patriots	P	0	0	0	0.0	0.0	0	0	0	0	0	0	0	0	0	0	0	1	0	1	0	0	0	0	L	6-27	
12/20	at Colts	P	0	0	0	0.0	0.0	0	0	0	1	9	9	0	2	0	0	0	0	0	0	0	0	0	0	W	16-10	
12/27	at Titans	P	2	2	0	0.0	0.0	0	0	0	0	0	0	0	0	0	0	0	0	0	0	0	0	0	0	W	34-6	
01/03	Jaguars	P	1	1	0	0.0	0.0	0	0	0	0	0	0	0	1	0	0	0	0	0	0	0	0	0	0	W	30-6	
2015 TOTALS			15-2	14	14	0	0.0	0.0	0	0	0	2	9	9	0	6	0	0	0	2	1	1	0	0	0	0	9-7	

2014 GAME-BY-GAME REGULAR-SEASON STATISTICS (TEXANS)

			TACKLES							INTERCEPTIONS					O. FUMB			ST			MISC							
DATE	OPPONENT	P/S	TK	S	A	SK	YDS	TFL	YDS	QBH	NO	YDS	LG	TD	PD	FF	FR	YDS	TK	S	A	FF	FR	S	A	W/L	SCORE	
09/07	Washington	P	3	3	0	0.0	0.0	0	0	0	0	0	0	0	1	0	0	0	0	0	0	0	0	0	0	W	17-6	
09/14	at Raiders	P	8	7	1	0.0	0.0	0	0	0	0	0	0	0	0	0	0	0	0	0	0	0	0	0	0	W	30-14	
09/21	at Giants	S	3	1	2	0.0	0.0	0	0	0	0	0	0	0	0	0	0	0	0	0	0	0	0	0	0	L	17-30	
09/28	Bills										INACTIVE																W	23-17
10/05	at Cowboys										INACTIVE																L	17-20+
10/09	Colts	P	3	2	1	0.0	0.0	0	0	0	0	0	0	0	2	0	0	0	2	2	0	0	0	0	0	L	28-33	
10/20	at Steelers	S	0	0	0	0.0	0.0	0	0	0	0	0	0	0	0	0	0	0	1	1	0	0	0	0	0	L	23-30	
10/26	at Titans	P	3	2	1	0.0	0.0	0	0	0	0	0	0	0	0	0	0	0	0	0	0	0	0	0	0	W	30-16	
11/02	Eagles	P	6	5	1	0.0	0.0	0	0	0	1	51	51	1	1	0	0	0	1	1	0	0	0	0	0	L	21-31	
11/16	at Browns	S	9	8	1	0.0	0.0	0	0	0	0	0	0	0	1	0	0	0	1	1	0	0	0	0	0	W	23-7	
11/23	Bengals	S	4	4	0	0.0	0.0	0	0	0	0	0	0	0	0	0	0	0	0	0	0	0	0	0	0	L	13-22	
11/30	Titans	P	3	3	0	0.0	0.0	0	0	0	1	67	67	0	1	0	0	0	0	0	0	0	0	0	0	W	45-21	
12/07	at Jaguars	P	3	3	0	0.0	0.0	1	3	0	0	0	0	0	0	0	0	0	0	0	0	0	0	0	0	W	27-13	
12/14	at Colts	S	3	3	0	0.0	0.0	0	0	0	0	0	0	0	0	1	1	0	0	0	0	0	0	0	0	L	10-17	
12/21	Ravens	P	3	3	0	0.0	0.0	0	0	0	1	2	2	0	3	0	0	0	0	0	0	0	0	0	0	W	25-13	
12/28	Jaguars	S	3	3	0	0.0	0.0	0	0	0	0	0	0	0	1	0	0	0	0	0	0	0	0	0	0	W	23-17	
2014 TOTALS		14-6	54	47	7	0.0	0.0	1	3	0	3	120	67	1	10	1	1	0	5	5	0	0	0	0	0	9-7		
+ - Overtime																												

+ - Overtime

2013 GAME-BY-GAME REGULAR-SEASON STATISTICS (TEXANS)

			TACKLES							INTERCEPTIONS					O. FUMB			ST			MISC							
DATE	OPPONENT	P/S	TK	S	A	SK	YDS	TFL	YDS	QBH	NO	YDS	LG	TD	PD	FF	FR	YDS	TK	S	A	FF	FR	S	A	W/L	SCORE	
09/09	at Chargers	P	0	0	0	0.0	0.0	0	0	0	0	0	0	0	0	0	0	0	0	0	0	0	0	0	0	W	31-28	
09/15	Titans	P	0	0	0	0.0	0.0	0	0	0	0	0	0	0	0	0	0	0	0	0	0	0	0	0	0	W	30-24+	
09/22	at Ravens	P	0	0	0	0.0	0.0	0	0	0	0	0	0	0	0	0	0	0	0	0	0	0	0	0	0	L	9-30	
09/29	Seahawks	P	0	0	0	0.0	0.0	0	0	0	0	0	0	0	0	0	0	0	1	1	0	0	0	0	0	L	20-23+	
10/06	at 49ers	P	0	0	0	0.0	0.0	0	0	0	0	0	0	0	0	0	0	0	1	1	0	0	0	0	0	L	3-34	
10/13	Rams	P	0	0	0	0.0	0.0	0	0	0	0	0	0	0	0	0	0	0	0	0	0	0	0	0	0	L	13-38	
2013 TOTALS			6-0	0	0	0.0	0.0	0	0	0	0	0	0	0	0	0	0	0	2	2	0	0	0	0	0	0	2-4	

+ - Overtime

2017 GAME-BY-GAME POSTSEASON STATISTICS (JAGUARS)


DATE	OPPONENT	P/S	TACKLES							INTERCEPTIONS					O. FUMB			ST			MISC			SCORE			
			TK	S	A	SK	YDS	TFL	YDS	QBH	NO	YDS	LG	TD	PD	FF	FR	YDS	TK	S	A	FF	FR		S	A	W/L
01/07	Bills	S	5	4	1	0.0	0.0	1	1	0	0	0	0	0	1	0	0	0	0	0	0	0	0	0	W	10-3	
01/14	at Steelers	S	5	4	1	0.0	0.0	0	0	0	0	0	0	0	0	0	0	0	0	0	0	0	0	0	W	45-42	
01/21	at Patriots	S	6	6	0	0.0	0.0	0	0	0	0	0	0	0	0	0	0	0	0	0	0	0	0	0	L	20-24	
2017 TOTALS			3-3	16	14	2	0.0	0.0	1	1	0	0	0	0	1	0	0	0	0	0	0	0	0	0	0	2-1	

2016 GAME-BY-GAME POSTSEASON STATISTICS (TEXANS)

			TACKLES							INTERCEPTIONS					O. FUMB			ST			MISC						
DATE	OPPONENT	P/S	TK	S	A	SK	YDS	TFL	YDS	QBH	NO	YDS	LG	TD	PD	FF	FR	YDS	TK	S	A	FF	FR	S	A	W/L	SCORE
01/07	Raiders	S	2	0	2	0.0	0.0	0	0	0	1	6	6	0	4	0	0	0	0	0	0	0	0	0	0	W	27-14
01/14	at Patriots	S	5	5	0	0.0	0.0	0	0	0	1	7	7	0	2	1	0	0	0	0	0	0	0	0	0	L	16-34
2016 TOTALS		2-2	7	5	2	0.0	0.0	0	0	0	2	13	7	0	6	1	0	0	0	0	0	0	0	0	0	1-1	

2015 GAME-BY-GAME POSTSEASON STATISTICS (TEXANS)

DATE	OPPONENT	P/S	TACKLES							INTERCEPTIONS				O. FUMB			ST			MISC			SCORE		
			TK	S	A	SK	YDS	TFL	YDS	QBH	NO	YDS	LG	TD	PD	FF	FR	YDS	TK	S	A	FF		FR	S
01/09	Chiefs	P	1	1	0	0.0	0.0	0	0	0	0	0	0	0	0	0	0	0	0	0	0	0	0	L	0-30
2015 TOTALS			1-0	1	1	0	0.0	0.0	0	0	0	0	0	0	0	0	0	0	0	0	0	0	0	0-1	



**DERRICK BROWN**  
**6'5" // 320**  
**AUBURN**  
**BUFORD, GA.**

**95**  
**DT**

EXPERIENCE (YEARS)		BIRTHDATE	ACQUIRED
<b>NFL</b>	<b>PANTHERS</b>	<b>4.15.98</b>	<b>D1-20</b>
<b>2</b>	<b>2</b>		

## NFL RANKINGS

- Ranked third among all rookies in 2020 with eight tackles for loss.
- Led all rookie defensive tackles with 20 solo tackles in 2020.

## FRANCHISE RANKINGS

- Played 70 percent of the defensive snaps, the most by a rookie defensive tackle since 2004 (when stats are available).

## HONORS

- PFWA All-Rookie Team (2020)

## PRO CAREER

- Played in all 16 games with 15 starts in his rookie season...Made 34 total tackles, including eight tackles for loss, ranking third among all NFL rookies...Tallied 2.0 sacks and four pass deflections.
- Earned PFWA All-Rookie honors.

## TRANSACTIONS

- Drafted by the Panthers in the first round (7th overall) of the 2020 NFL Draft...Placed on Carolina's reserve/COVID-19 list (12/7/20)...Removed from reserve/COVID-19 list and placed on the active roster (12/11/20).

## COLLEGE & PERSONAL

- Earned unanimous consensus All-America honors as a senior in 2019...Outland, Nagurski and Bednarik finalist ...Was a three-year starter and team captain...Notched 170 career tackles, 13.0 sacks and 33.5 tackles for loss...Named to a number of preseason First-Team All-America teams...Earned an invitation to the Reese's Senior Bowl...As a junior receive Second-Team All-SEC honors...Recorded 48 tackles, 10.5 TFL and 4.5 sacks for season...As a sophomore in 2017, started at defensive tackle...Made 56 tackles for the year, including 3.5 sacks and 9 TFLs...Named to the SEC Academic Honor Roll, Academic Top Tiger and SEC Student-Athlete Leadership Council for football...Played in all 13 games as a freshman in 2016...Made 11 tackles and recorded 1.0 sack...Named to SEC First-Year Academic Honor Roll and SEC Student-Athlete Leadership Council for football...Attended Lanier High School in Sugar Hill, Georgia...Recorded a career 270 tackles, 81 TFL and 33.5 sacks for Coach Korey Mobbs...Named the U.S. Army All-American Bowl defensive player of year and the MaxPreps national player of year...Also a basketball letterman...Son of Martha and James Brown...Has two siblings, Mikaelia and Kameron... Graduated from the College of Business.

## DERRICK BROWN'S NFL REGULAR SEASON DEFENSIVE STATISTICS

DATE	TEAM	GP	TACKLES										INTERCEPTIONS					O. FUMB			ST			MISC		
			GS	TK	S	A	TFL	YDS	SK	YDS	QBH	NO	YDS	LG	TD	PD	FF	FR	YDS	TK	S	A	FF	FR	S	A
2020	Panthers	16	15	34	21	13	8	41	2.0	15.0	12	0	0	0	0	4	0	0	0	0	0	0	0	0	0	0
NFL TOTALS		16	15	34	21	13	8	41	2.0	15.0	12	0	0	0	0	4	0	0	0	0	0	0	0	0	0	0


## SINGLE-GAME HIGHS: DEFENSIVE

**Total Tackles** 5 at Los Angeles Chargers, Sep 27, 2020  
**Sacks** 2.0 at Green Bay Packers, Dec 19, 2020

**Passes Defensed** 2 at Washington, Dec 27, 2020  
...1 more at 2.  
**Tackles For Loss** 3 at Los Angeles Chargers, Sep 27, 2020

2020 GAME-BY-GAME REGULAR-SEASON STATISTICS (PANTHERS)

			TACKLES							INTERCEPTIONS					O. FUMB			ST			MISC						
DATE	OPPONENT	P/S	TK	S	A	SK	YDS	TFL	YDS	QBH	NO	YDS	LG	TD	PD	FF	FR	YDS	TK	S	A	FF	FR	S	A	W/L	SCORE
09/13	Raiders	S	2	1	1	0.0	0.0	1	1	0	0	0	0	0	2	0	0	0	0	0	0	0	0	0	0	L	30-34
09/20	at Buccaneers	S	1	1	0	0.0	0.0	0	0	0	0	0	0	0	0	0	0	0	0	0	0	0	0	0	0	L	17-31
09/27	at Chargers	S	5	4	1	0.0	0.0	3	19	0	0	0	0	0	0	0	0	0	0	0	0	0	0	0	0	W	21-16
10/04	Cardinals	S	2	2	0	0.0	0.0	1	3	0	0	0	0	0	0	0	0	0	0	0	0	0	0	0	0	W	31-21
10/11	at Falcons	S	0	0	0	0.0	0.0	0	0	0	0	0	0	0	0	0	0	0	0	0	0	0	0	0	0	W	23-16
10/18	Bears	S	3	2	1	0.0	0.0	1	3	1	0	0	0	0	0	0	0	0	0	0	0	0	0	0	0	L	16-23
10/25	at Saints	S	1	0	1	0.0	0.0	0	0	0	0	0	0	0	0	0	0	0	0	0	0	0	0	0	0	L	24-27
10/29	Falcons	S	4	1	3	0.0	0.0	0	0	0	0	0	0	0	0	0	0	0	0	0	0	0	0	0	0	L	17-25
11/08	at Chiefs	S	4	3	1	0.0	0.0	0	0	1	0	0	0	0	0	0	0	0	0	0	0	0	0	0	0	L	31-33
11/15	Buccaneers	S	3	1	2	0.0	0.0	0	0	1	0	0	0	0	0	0	0	0	0	0	0	0	0	0	0	L	23-46
11/22	Lions	S	0	0	0	0.0	0.0	0	0	2	0	0	0	0	0	0	0	0	0	0	0	0	0	0	0	W	20-0
11/29	at Vikings	S	2	1	1	0.0	0.0	0	0	2	0	0	0	0	0	0	0	0	0	0	0	0	0	0	0	L	27-28
12/13	Broncos	P	2	1	1	0.0	0.0	0	0	1	0	0	0	0	0	0	0	0	0	0	0	0	0	0	0	L	27-32
12/19	at Packers	S	3	3	0	2.0	15.0	2	15	2	0	0	0	0	0	0	0	0	0	0	0	0	0	0	0	L	16-24
12/27	at Washington	S	1	1	0	0.0	0.0	0	0	1	0	0	0	0	2	0	0	0	0	0	0	0	0	0	0	W	20-13
01/03	Saints	S	1	0	1	0.0	0.0	0	0	1	0	0	0	0	0	0	0	0	0	0	0	0	0	0	0	L	7-33
2020 TOTALS			16-15	34	21	13	2.0	15.0	8	41	12	0	0	0	0	4	0	0	0	0	0	0	0	0	0	0	5-11



**BRIAN BURNS**  
**6'5" // 250**  
**FLORIDA STATE**  
**FORT LAUDERDALE, FLA.**

**53**  
**DE**

EXPERIENCE (YEARS)		BIRTHDATE	ACQUIRED
NFL	PANTHERS	4.23.98	D1-19
3	3		

## NFL RANKINGS

- His 16.5 sacks are second-most in the NFL for all players in the 2019 Draft Class.
- In 2020, tied for fifth among defensive ends with three forced fumbles.
- Tallied 7.5 sacks in 2019 season, fourth-most among NFL rookies.

## FRANCHISE RANKINGS

- Tallied 16.5 sacks, second-most by any Panther in first two seasons, most by any Panther at age 22 or under.

## PRO CAREER

- Saw action in 15 games, starting 14 for the Panthers in 2020...Led the team with 9.0 sacks and three forced fumbles...Posted 58 total tackles, including eight tackles for loss...Made 21 QB hits which tied for fifth among NFL defensive ends.
- Played in 16 games with five starts in 2019 season...Posted 7.5 sacks to go with 23 tackles, one forced fumble and one fumble recovery return for a TD.

## TRANSACTIONS

- Drafted by Carolina in the first round (16th overall) of the 2019 NFL Draft (4/25/19).

## COLLEGE & PERSONAL

- Appeared in 38 games with 25 starts for Florida State and recorded 124 tackles, including 39.5 for loss with 24.0 sacks, seven forced fumbles, seven pass breakups, three blocked kicks and two fumble recoveries...sacks total of 24.0 ranked fifth in program history...ranked eighth on FSU's all-time career tackles for loss list with 39.5...In 2018, was named to Phil Steele's All-America team, All-ACC First Team and Bednarik Award semifinalist...produced 52 tackles, including 15.5 for loss with 10.0 sacks, eight quarterback hurries, three forced fumbles, three pass breakups and one fumble recovery...ranked first in the ACC and eighth in the NCAA with 0.83 sacks per game, while leading the ACC in tackles for loss...In 2017, recorded 48 tackles, including 13.5 for loss and 4.5 sacks, three forced fumbles and two blocked punts, tying for first in the conference...In 2016, earned Freshman All-American honors from a number of publications after he led all NCAA freshmen with 9.5 sacks, the most by an FSU freshman since 1977...Attended American Heritage High School in Fort Lauderdale, Fla...Brother, Stanley McClover, was drafted by Carolina in 2006.

## BRIAN BURNS' NFL REGULAR SEASON DEFENSIVE STATISTICS

TACKLES											INTERCEPTIONS					O. FUMB			ST					
DATE	TEAM	GP	GS	TK	S	A	TFL	YDS	SK	YDS	QBH	NO	YDS	LG	TD	PD	FF	FR	YDS	TK	S	A	FF	FR
2019	Panthers	16	5	23	17	6	5	28	7.5	34.0	16	0	0	0	0	0	1	1	56	2	2	0	0	0
2020	Panthers	15	14	58	35	23	8	51	9.0	78.0	21	0	0	0	0	4	3	0	0	0	0	0	0	0
NFL TOTALS		31	19	81	52	29	13	79	16.5	112.0	37	0	0	0	0	4	4	1	56	2	2	0	0	0

## SINGLE-GAME HIGHS: DEFENSIVE

Total Tackles	6 vs. Denver Broncos, Dec 13, 2020 ...1 more at 6.
Sacks	2.0 at Green Bay Packers, Dec 19, 2020 ...1 more at 2.0.
Passes Defensed	1 at Washington, Dec 27, 2020 ...3 more at 1.
Forced Fumbles	1 at New Orleans Saints, Oct 25, 2020 ...3 more at 1.

Fumble Recoveries	1 vs. Jacksonville Jaguars, Oct 06, 2019
Tackles For Loss	2 at Green Bay Packers, Dec 19, 2020 ...1 more at 2.
Special Teams Tackles	1 at Indianapolis Colts, Dec 22, 2019 ...1 more at 1.



2020 GAME-BY-GAME REGULAR-SEASON STATISTICS (PANTHERS)

			TACKLES								INTERCEPTIONS					O. FUMB			ST			MISC					
DATE	OPPONENT	P/S	TK	S	A	SK	YDS	TFL	YDS	QBH	NO	YDS	LG	TD	PD	FF	FR	YDS	TK	S	A	FF	FR	S	A	W/L	SCORE
09/13	Raiders	S	4	3	1	0.0	0.0	0	0	0	0	0	0	0	0	0	0	0	0	0	0	0	0	0	0	L	30-34
09/20	at Buccaneers	S	4	4	0	0.0	0.0	2	6	0	0	0	0	0	0	0	0	0	0	0	0	0	0	0	0	L	17-31
09/27	at Chargers	S	3	2	1	1.0	0.0	0	0	1	0	0	0	0	1	1	0	0	0	0	0	0	0	0	0	W	21-16
10/04	Cardinals	S	2	1	1	0.0	0.0	1	1	3	0	0	0	0	0	0	0	0	0	0	0	0	0	0	0	W	31-21
10/11	at Falcons	S	4	3	1	1.0	17.0	0	0	0	0	0	0	0	0	1	0	0	0	0	0	0	0	0	0	W	23-16
10/18	Bears	S	3	1	2	0.0	0.0	0	0	3	0	0	0	0	0	0	0	0	0	0	0	0	0	0	0	L	16-23
10/25	at Saints	S	6	1	5	1.0	10.0	0	0	1	0	0	0	0	1	1	0	0	0	0	0	0	0	0	0	L	24-27
10/29	Falcons	S	5	4	1	0.0	0.0	0	0	0	0	0	0	0	0	0	0	0	0	0	0	0	0	0	0	L	17-25
11/08	at Chiefs	S	2	2	0	1.0	6.0	1	6	4	0	0	0	0	0	0	0	0	0	0	0	0	0	0	0	L	31-33
11/15	Buccaneers	S	3	1	2	0.0	0.0	0	0	0	0	0	0	0	0	0	0	0	0	0	0	0	0	0	0	L	23-46
11/22	Lions	S	5	2	3	2.0	14.0	1	7	4	0	0	0	0	1	0	0	0	0	0	0	0	0	0	0	W	20-0
11/29	at Vikings	S	5	2	3	0.0	0.0	0	0	1	0	0	0	0	0	0	0	0	0	0	0	0	0	0	0	L	27-28
12/13	Broncos	S	6	3	3	0.0	0.0	0	0	1	0	0	0	0	0	0	0	0	0	0	0	0	0	0	0	L	27-32
12/19	at Packers	S	4	4	0	2.0	24.0	2	24	2	0	0	0	0	0	0	0	0	0	0	0	0	0	0	0	L	16-24
12/27	at Washington	P	2	2	0	1.0	7.0	1	7	1	0	0	0	0	1	0	0	0	0	0	0	0	0	0	0	W	20-13
01/03	Saints										ON INACTIVE LIST															L	7-33
2020 TOTALS			15-14	58	35	23	9.0	78.0	8	51	21	0	0	0	0	4	3	0	0	0	0	0	0	0	0	5-11	

2019 GAME-BY-GAME REGULAR-SEASON STATISTICS (PANTHERS)

DATE	OPPONENT	P/S	TACKLES								INTERCEPTIONS				O. FUMB			ST				W/L	SCORE	
			TK	S	A	SK	YDS	TFL	YDS	QBH	NO	YDS	LG	TD	PD	FF	FR	YDS	TK	S	A			FF
09/08	Rams	S	2	1	1	0.0	0.0	1	4	2	0	0	0	0	0	0	0	0	0	0	0	0	L	27-30
09/12	Buccaneers	S	3	2	1	1.0	0.0	0	0	2	0	0	0	0	0	0	0	0	0	0	0	0	L	14-20
09/22	at Cardinals	S	4	4	0	1.0	11.0	1	11	2	0	0	0	0	0	0	0	0	0	0	0	0	W	38-20
09/29	at Texans	S	2	1	1	0.5	4.0	0	0	3	0	0	0	0	0	0	0	0	0	0	0	0	W	16-10
10/06	Jaguars	P	3	2	1	1.0	6.0	0	0	1	0	0	0	0	0	1	1	56	0	0	0	0	W	34-27
10/13	at Buccaneers	P	1	1	0	1.0	4.0	1	4	1	0	0	0	0	0	0	0	0	0	0	0	0	W	37-26
10/27	at 49ers	P	0	0	0	0.0	0.0	0	0	0	0	0	0	0	0	0	0	0	0	0	0	0	L	13-51
11/03	Titans	S	0	0	0	0.0	0.0	0	0	0	0	0	0	0	0	0	0	0	0	0	0	0	W	30-20
11/10	at Packers	P	1	1	0	0.0	0.0	0	0	0	0	0	0	0	0	0	0	0	0	0	0	0	L	16-24
11/17	Falcons	P	0	0	0	0.0	0.0	0	0	0	0	0	0	0	0	0	0	0	0	0	0	0	L	3-29
11/24	at Saints	P	1	1	0	1.0	6.0	1	6	1	0	0	0	0	0	0	0	0	1	1	0	0	L	31-34
12/01	Washington	P	1	1	0	0.0	0.0	0	0	0	0	0	0	0	0	0	0	0	0	0	0	0	L	21-29
12/08	at Falcons	P	2	1	1	0.0	0.0	0	0	1	0	0	0	0	0	0	0	0	0	0	0	0	L	20-40
12/15	Seahawks	P	0	0	0	0.0	0.0	0	0	0	0	0	0	0	0	0	0	0	0	0	0	0	L	24-30
12/22	at Colts	P	1	1	0	1.0	0.0	0	0	1	0	0	0	0	0	0	0	0	1	1	0	0	L	6-38
12/29	Saints	P	2	1	1	1.0	3.0	1	3	2	0	0	0	0	0	0	0	0	0	0	0	0	L	10-42
2019 TOTALS		16-5	23	17	6	7.5	34.0	5	28	16	0	0	0	0	0	1	1	56	2	2	0	0	5-11	



# JUSTIN BURRIS

6'0" // 210

NORTH CAROLINA STATE  
RALEIGH, N.C.

# 31

# S

EXPERIENCE (YEARS)

NFL

PANTHERS

62

BIRTHDATE

8.4.93

ACQUIRED

UFA-20 CLE

## PRO CAREER

- Played in 13 games for Carolina in 2020, tallying a career-high 53 tackles to go with four pass deflections and an interception.
- Appeared in 14 games with the Browns in 2019, including nine starts...Posted career-highs in interceptions (2), tackles (30), passes defended (7) and sacks (1.0)...Earned the team's 2019 Ed Block Courage Award, an annual award that honors one player from each NFL team that shows courage on and off the field.
- Signed by the Browns off of the Jets' practice squad prior to Week 10 of the 2018 season...Contributed on special teams in Cleveland's final four games, totaling two special teams tackles...Played in four games with NY Jets.
- Played in 14 games with the Jets in 2017, including one start...Finished the year with 18 solo tackles, two passes defended, one forced fumble, one fumble recovery and one interception...Picked off Buffalo QB Tyrod Taylor and returned it 48 yards for the unit's longest INT return of the season.
- Played in all 16 games for the Jets as a rookie in 2016 with one start...Notched 10 tackles and five passes defended...Ranked third on the team with six special teams tackles...Made first career interception during first career start at cornerback in Week 15 against Miami.

## TRANSACTIONS

- Selected in the fourth round (118th overall) of the NFL Draft by the New York Jets (4/30/16)...Waived by the Jets (10/27/18)...Signed to the Jets' practice squad (10/29/18)...Signed to the Browns active roster (11/7/18)...Waived by Cleveland (9/1/19)...Signed by Oakland (9/13/19)...Waived by Oakland (9/19/19)...Claimed off waivers by Cleveland (9/20/19)...Signed as an unrestricted free agent with Carolina (3/20/20)...Placed on injured reserve by Carolina (10/20/20)...Designated to return from the reserve/injured list (11/10/20)...Activated to Carolina's active roster from the reserve/injured list (11/14/20).

## COLLEGE & PERSONAL

- Appeared in 51 career games with 39 starts at North Carolina State...Finished his career with six interceptions, 165 tackles and 1.0 sack...Started all 13 games of his senior season in 2015, recording 38 tackles and an interception...Earned a degree in business administration...Attended Needham Broughton High School in Raleigh, N.C.

## JUSTON BURRIS' NFL REGULAR SEASON DEFENSIVE STATISTICS

		TACKLES										INTERCEPTIONS					O. FUMB			ST				
DATE	TEAM	GP	GS	TK	S	A	TFL	YDS	SK	YDS	QBH	NO	YDS	LG	TD	PD	FF	FR	YDS	TK	S	A	FF	FR
2016	Jets	16	1	10	9	1	0	0	0.0	0.0	0	1	0	0	0	5	0	0	0	6	4	2	0	0
2017	Jets	14	1	18	18	0	1	4	0.0	0.0	0	1	48	48	0	2	1	1	0	3	1	2	0	0
2018	Jets	4	0	0	0	0	0	0	0.0	0.0	0	0	0	0	0	0	0	0	0	0	0	0	0	0
2018	Browns	4	0	0	0	0	0	0	0.0	0.0	0	0	0	0	0	0	0	0	0	2	2	0	0	0
2018	TOTAL	8	0	0	0	0	0	0	0.0	0.0	0	0	0	0	0	0	0	0	0	2	2	0	0	0
2019	Raiders	0	0	0	0	0	0	0	0.0	0.0	0	0	0	0	0	0	0	0	0	0	0	0	0	0
2019	Browns	14	9	30	24	6	2	1	1.0	14.0	2	2	42	27	0	7	1	0	0	2	2	0	0	0
2019	TOTAL	14	9	30	24	6	2	1	1.0	14.0	2	2	42	27	0	7	1	0	0	2	2	0	0	0
2020	Panthers	13	12	53	34	19	3	4	0.0	0.0	1	1	0	0	0	4	0	0	0	0	0	0	0	0
NFL TOTALS		65	23	111	85	26	6	9	1.0	14.0	3	5	90	48	0	18	2	1	0	13	9	4	0	0

## SINGLE-GAME HIGHS: DEFENSIVE

**Total Tackles** 8 at Los Angeles Chargers, Sep 27, 2020  
**Sacks** 1.0 vs. Pittsburgh Steelers, Nov 14, 2019  
**Passes Defended** 2 vs. Detroit Lions, Nov 22, 2020  
 ...3 more at 2.  
**Forced Fumbles** 1 vs. Pittsburgh Steelers, Nov 14, 2019  
 ...1 more at 1.  
**Fumble Recoveries** 1 vs. Buffalo Bills, Nov 02, 2017

**Tackles For Loss** 1 vs. Detroit Lions, Nov 22, 2020  
 ...5 more at 1.  
**Interceptions** 1 at Atlanta Falcons, Oct 11, 2020  
 ...4 more at 1.  
**Interception Return Yards** 48 at Buffalo Bills, Sep 10, 2017  
**Special Teams Tackles** 2 vs. Seattle Seahawks, Oct 02, 2016

2020 GAME-BY-GAME REGULAR-SEASON STATISTICS (PANTHERS)

			TACKLES							INTERCEPTIONS				O. FUMB			ST			MISC							
DATE	OPPONENT	P/S	TK	S	A	SK	YDS	TFL	YDS	QBH	NO	YDS	LG	TD	PD	FF	FR	YDS	TK	S	A	FF	FR	S	A	W/L	SCORE
09/13	Raiders	S	2	1	1	0	0.0	0	0	0	0	0	0	0	0	0	0	0	0	0	0	0	0	0	0	L	30-34
09/20	at Buccaneers	S	1	1	0	0.0	0.0	0	0	0	0	0	0	0	0	0	0	0	0	0	0	0	0	0	0	L	17-31
09/27	at Chargers	S	8	7	1	0.0	0.0	1	1	0	0	0	0	0	0	0	0	0	0	0	0	0	0	0	0	W	21-16
10/04	Cardinals	S	6	5	1	0.0	0.0	1	2	0	0	0	0	0	1	0	0	0	0	0	0	0	0	0	0	W	31-21
10/11	at Falcons	S	3	0	3	0.0	0.0	0	0	0	1	0	0	0	1	0	0	0	0	0	0	0	0	0	0	W	23-16
10/18	Bears	S	4	2	2	0.0	0.0	0	0	0	0	0	0	0	0	0	0	0	0	0	0	0	0	0	0	L	16-23
10/25	at Saints		INJURED RESERVE																					L	24-27		
10/29	Falcons		INJURED RESERVE																					L	17-25		
11/08	at Chiefs		INJURED RESERVE																					L	31-33		
11/15	Buccaneers	P	4	1	3	0.0	0.0	0	0	0	0	0	0	0	0	0	0	0	0	0	0	0	0	0	0	L	23-46
11/22	Lions	S	6	5	1	0.0	0.0	1	1	0	0	0	0	0	2	0	0	0	0	0	0	0	0	0	0	W	20-0
11/29	at Vikings	S	3	2	1	0.0	0.0	0	0	1	0	0	0	0	0	0	0	0	0	0	0	0	0	0	0	L	27-28
12/13	Broncos	S	7	6	1	0.0	0.0	0	0	0	0	0	0	0	0	0	0	0	0	0	0	0	0	0	0	L	27-32
12/19	at Packers	S	4	2	2	0.0	0.0	0	0	0	0	0	0	0	0	0	0	0	0	0	0	0	0	0	0	L	16-24
12/27	at Washington	S	4	2	2	0.0	0.0	0	0	0	0	0	0	0	0	0	0	0	0	0	0	0	0	0	0	W	20-13
01/03	Saints	S	1	0	1	0.0	0.0	0	0	0	0	0	0	0	0	0	0	0	0	0	0	0	0	0	0	L	7-33
2020 TOTALS		13-12	53	34	19	0.0	0.0	3	4	1	1	0	0	0	4	0	0	0	0	0	0	0	0	0	0	5-11	

2019 GAME-BY-GAME REGULAR-SEASON STATISTICS (RAIDERS/BROWNS)

			TACKLES							INTERCEPTIONS					O. FUMB			ST								
DATE	OPPONENT	P/S	TK	S	A	SK	YDS	TFL	YDS	QBH	NO	YDS	LG	TD	PD	FF	FR	YDS	TK	S	A	FF	FR	W/L	SCORE	
09/15	Chiefs		INACTIVE																			L	10-28			
Went from Raiders to Browns.																										
09/22	Rams	S	4	4	0	0.0	0.0	0	0	0	1	15	15	0	1	0	0	0	0	0	0	0	0	L	13-20	
09/29	at Ravens	P	0	0	0	0.0	0.0	0	0	0	0	0	0	0	0	0	0	0	0	0	0	0	0	W	40-25	
10/07	at 49ers	P	1	1	0	0.0	0.0	0	0	0	0	0	0	0	0	0	0	0	0	0	0	0	0	L	3-31	
10/13	Seahawks	P	0	0	0	0.0	0.0	0	0	0	0	0	0	0	0	0	0	0	0	0	0	0	0	L	28-32	
10/27	at Patriots	S	2	2	0	0.0	0.0	0	0	0	0	0	0	0	0	0	0	0	0	0	0	0	0	L	13-27	
11/03	at Broncos	S	0	0	0	0.0	0.0	0	0	0	0	0	0	0	0	0	0	0	0	0	0	0	0	L	19-24	
11/10	Bills	S	0	0	0	0.0	0.0	0	0	0	0	0	0	0	0	0	0	0	1	1	0	0	0	W	19-16	
11/14	Steelers	S	5	4	1	1.0	14.0	0	0	1	1	27	27	0	1	1	0	0	0	0	0	0	0	W	21-7	
11/24	Dolphins	S	3	2	1	0.0	0.0	0	0	0	0	0	0	0	2	0	0	0	1	1	0	0	0	W	41-24	
12/01	at Steelers	S	4	3	1	0.0	0.0	1	0	0	0	0	0	0	0	0	0	0	0	0	0	0	0	L	13-20	
12/08	Bengals	S	3	2	1	0.0	0.0	0	0	1	0	0	0	0	0	0	0	0	0	0	0	0	0	W	27-19	
12/15	at Cardinals	S	3	3	0	0.0	0.0	1	1	0	0	0	0	0	1	0	0	0	0	0	0	0	0	L	24-38	
12/22	Ravens	P	3	2	1	0.0	0.0	0	0	0	0	0	0	0	0	0	0	0	0	0	0	0	0	L	15-31	
12/29	at Bengals	P	2	1	1	0.0	0.0	0	0	0	0	0	0	0	2	0	0	0	0	0	0	0	0	L	23-33	
2019 TOTALS		14-9	30	24	6	1.0	14.0	2	1	2	2	42	27	0	7	1	0	0	2	2	0	0	0	5-10		

2018 GAME-BY-GAME REGULAR-SEASON STATISTICS (JETS/BROWNS)

DATE	OPPONENT	P/S	TACKLES							INTERCEPTIONS					O. FUMB			ST				W/L	SCORE		
			TK	S	A	SK	YDS	TFL	YDS	QBH	NO	YDS	LG	TD	PD	FF	FR	YDS	TK	S	A			FF	FR
09/10	at Lions	P	0	0	0	0.0	0.0	0	0	0	ON INACTIVE LIST					0	0	0	0	0	0	0	0	L	48-17
09/16	Dolphins		ON INACTIVE LIST																		L	12-20			
09/20	at Browns		ON INACTIVE LIST																		L	17-21			
09/30	at Jaguars		ON INACTIVE LIST																		L	12-31			
10/07	Broncos	P	0	0	0	0.0	0.0	0	0	0	0	0	0	0	0	0	0	0	0	0	0	0	W	34-16	
10/14	Colts	P	0	0	0	0.0	0.0	0	0	0	0	0	0	0	0	0	0	0	0	0	0	0	W	42-34	
10/21	Vikings	P	0	0	0	0.0	0.0	0	0	0	0	0	0	0	0	0	0	0	0	0	0	0	L	17-37	
10/28	at Bears		PRACTICE SQUAD																		L	10-24			
11/04	at Dolphins		PRACTICE SQUAD																		L	6-13			
			Went from <b>Jets</b> to <b>Browns</b> .																						
11/11	Falcons		ON INACTIVE LIST																		W	28-16			
11/25	at Bengals		ON INACTIVE LIST																		W	35-20			
12/02	at Texans		ON INACTIVE LIST																		L	13-29			
12/09	Panthers	P	0	0	0	0.0	0.0	0	0	0	0	0	0	0	0	0	0	0	0	0	0	W	26-20		
12/15	at Broncos	P	0	0	0	0.0	0.0	0	0	0	0	0	0	0	0	0	0	0	0	0	0	W	17-16		
12/23	Bengals	P	0	0	0	0.0	0.0	0	0	0	0	0	0	0	0	0	0	1	1	0	0	W	26-18		
12/30	at Ravens	P	0	0	0	0.0	0.0	0	0	0	0	0	0	0	0	0	0	1	1	0	0	L	24-26		
2018 TOTALS			8-0	0	0	0	0.0	0.0	0	0	0	0	0	0	0	0	0	2	2	0	0	0	8-8		

2017 GAME-BY-GAME REGULAR-SEASON STATISTICS (JETS)


DATE	OPPONENT	P/S	TACKLES							INTERCEPTIONS					O. FUMB			ST				W/L	SCORE		
			TK	S	A	SK	YDS	TFL	YDS	QBH	NO	YDS	LG	TD	PD	FF	FR	YDS	TK	S	A			FF	FR
09/10	at Bills	P	0	0	0	0.0	0.0	0	0	0	1	48	48	0	1	0	0	0	0	0	0	0	L	12-21	
09/17	at Raiders	P	4	4	0	0.0	0.0	0	0	0	1	0	0	0	0	0	0	0	0	0	0	0	L	20-45	
09/24	Dolphins	P	2	2	0	0.0	0.0	0	0	0	0	0	0	0	0	0	0	1	1	0	0	0	W	20-6	
10/01	Jaguars	P	1	1	0	0.0	0.0	0	0	0	0	0	0	0	1	0	0	0	0	0	0	0	W	23-20+	
10/08	at Browns		ON INACTIVE LIST																					W	17-14
10/15	Patriots	P	0	0	0	0.0	0.0	0	0	0	0	0	0	0	0	0	0	0	0	0	0	0	L	17-24	
10/22	at Dolphins	P	0	0	0	0.0	0.0	0	0	0	0	0	0	0	0	0	0	0	0	0	0	0	L	28-31	
10/29	Falcons	P	0	0	0	0.0	0.0	0	0	0	0	0	0	0	0	0	0	0	0	0	0	0	L	20-25	
11/02	Bills	P	3	3	0	0.0	0.0	0	0	0	0	0	0	0	1	1	0	0	0	0	0	0	W	34-21	
11/12	at Buccaneers	P	0	0	0	0.0	0.0	0	0	0	0	0	0	0	0	0	0	0	0	0	0	0	L	10-15	
11/26	Panthers	P	0	0	0	0.0	0.0	0	0	0	0	0	0	0	0	0	0	1	0	1	0	0	L	27-35	
12/03	Chiefs		ON INACTIVE LIST																					W	38-31
12/10	at Broncos	P	0	0	0	0.0	0.0	0	0	0	0	0	0	0	0	0	0	1	0	1	0	0	L	0-23	
12/17	at Saints	S	1	1	0	0.0	0.0	0	0	0	0	0	0	0	0	0	0	0	0	0	0	0	L	19-31	
12/24	Chargers	P	2	2	0	0.0	0.0	1	4	0	0	0	0	0	0	0	0	0	0	0	0	0	L	7-14	
12/31	at Patriots	P	5	5	0	0.0	0.0	0	0	0	0	0	0	0	0	0	0	0	0	0	0	0	L	6-26	
2017 TOTALS			14-1	18	18	0	0.0	0.0	1	4	0	1	48	48	0	2	1	1	0	3	1	2	0	0	5-11

+ - Overtime

2016 GAME-BY-GAME REGULAR-SEASON STATISTICS (JETS)

			TACKLES							INTERCEPTIONS					O. FUMB			ST				MISC					
DATE	OPPONENT	P/S	TK	S	A	SK	YDS	TFL	YDS	QBH	NO	YDS	LG	TD	PD	FF	FR	YDS	TK	S	A	FF	FR	S	A	W/L	SCORE
09/11	Bengals	P	0	0	0	0.0	0.0	0	0	0	0	0	0	0	0	0	0	0	0	0	0	0	0	0	0	L	22-23
09/15	at Bills	P	0	0	0	0.0	0.0	0	0	0	0	0	0	0	0	0	0	0	1	1	0	0	0	0	0	W	37-31
09/25	at Chiefs	P	0	0	0	0.0	0.0	0	0	0	0	0	0	0	1	0	0	0	0	0	0	0	0	0	0	L	3-24
10/02	Seahawks	P	1	1	0	0.0	0.0	0	0	0	0	0	0	0	0	0	0	0	2	0	2	0	0	0	0	L	17-27
10/09	at Steelers	P	4	4	0	0.0	0.0	0	0	0	0	0	0	0	0	0	0	0	0	0	0	0	0	0	0	L	13-31
10/17	at Cardinals	P	0	0	0	0.0	0.0	0	0	0	0	0	0	0	0	0	0	0	1	1	0	0	0	0	0	L	3-28
10/23	Ravens	P	0	0	0	0.0	0.0	0	0	0	0	0	0	0	0	0	0	0	1	1	0	0	0	0	0	W	24-16
10/30	at Browns	P	0	0	0	0.0	0.0	0	0	0	0	0	0	0	0	0	0	0	0	0	0	0	0	0	0	W	31-28
11/06	at Dolphins	P	0	0	0	0.0	0.0	0	0	0	0	0	0	0	0	0	0	0	1	1	0	0	0	0	0	L	23-27
11/13	Rams	P	0	0	0	0.0	0.0	0	0	0	0	0	0	0	0	0	0	0	0	0	0	0	0	0	0	L	6-9
11/27	Patriots	P	0	0	0	0.0	0.0	0	0	0	0	0	0	0	0	0	0	0	0	0	0	0	0	0	0	L	17-22
12/05	Colts	P	0	0	0	0.0	0.0	0	0	0	0	0	0	0	0	0	0	0	0	0	0	0	0	0	0	L	10-41
12/11	at 49ers	P	3	2	1	0.0	0.0	0	0	0	0	0	0	0	1	0	0	0	0	0	0	0	0	0	0	W	23-17+
12/17	Dolphins	S	1	1	0	0.0	0.0	0	0	0	1	0	0	0	2	0	0	0	0	0	0	0	0	0	0	L	13-34
12/24	at Patriots	P	1	1	0	0.0	0.0	0	0	0	0	0	0	0	1	0	0	0	0	0	0	0	0	0	0	L	3-41
01/01	Bills	P	0	0	0	0.0	0.0	0	0	0	0	0	0	0	0	0	0	0	0	0	0	0	0	0	0	W	30-10
2016 TOTALS			16-1	10	9	1	0.0	0.0	0	0	0	1	0	0	5	0	0	0	6	4	2	0	0	0	0	5-11	

+ - Overtime



# JOSH BYNES

6'1" // 240

AUBURN  
LAUDERDALE LAKES, FLA.

# 32

# LB

EXPERIENCE (YEARS)

NFL

PANTHERS

10

1

BIRTHDATE

8.24.89

ACQUIRED

FA-21

## PRO CAREER

- In 10 seasons from 2011-20, Bynes has seen action for Baltimore (2011-14, 2019), Detroit (2014-16), Arizona (2017-18) and Cincinnati (2020), totaling 117 games played with 63 starts...Has 477 career tackles, four interceptions and three fumble recoveries.
- In 2020, started all 16 games for first time in his career with Cincinnati...Tallied career high 99 tackles with five tackles for loss and 1.0 sack.
- In 2019, returned to Baltimore for second stint, playing in 12 games and making 46 tackles and with career highs in tackles for loss (6) and interceptions (2).
- Played two seasons in Arizona (2017-18), totaling 111 tackles.
- Was in Detroit (2014-16) for three seasons, playing in 38 games and starting 19...Had 142 tackles, 11 tackles for loss and one interception.
- Signed as an undrafted free agent with Baltimore in 2011, playing three seasons (2011-13) with the Ravens...Played in 15 games in 2013, making 45 tackles and three pass deflections.
- Played in all four postseason games in 2012, making a tackle in Baltimore's Super Bowl XLVII win over San Francisco.

## TRANSACTIONS

- Signed as an undrafted free agent by Baltimore (7/28/11)...Waived by Baltimore (9/3/11)...Signed to Baltimore's practice squad (11/9/11)...Activated from Baltimore's practice squad (9/23/11)...Returned to Baltimore's practice squad (12/1/11)...Waived and added to Baltimore's practice squad (9/1/12)...Activated from Baltimore's practice squad (10/17/12)...Waived and added to Baltimore's practice squad (9/4/14)...Signed by Detroit (9/23/14)...Placed on IR with Detroit (9/4/16)...Waived by Detroit (9/10/16)...Signed by Detroit (10/25/16)...Signed by Arizona (8/5/17)...Placed on IR with Arizona (11/26/18)...Waived by Arizona (3/6/19)...Signed by Baltimore (10/2/19)...Signed by Cincinnati (3/25/20)...Signed by Carolina (8/11/21).

## COLLEGE & PERSONAL

- Played at Auburn (2007-10), winning the BCS National Championship in 2010 season...Earned All-SEC Second Team honors in 2010 after making 73 tackles and three interceptions in senior season...Went to Boyd H. Anderson high school in Lauderdale Lakes, Fla.

## JOSH BYNES' NFL REGULAR SEASON DEFENSIVE STATISTICS

		TACKLES										INTERCEPTIONS				O. FUMB			ST				MISC			
DATE	TEAM	GP	GS	TK	S	A	TFL	YDS	SK	YDS	QBH	NO	YDS	LG	TD	PD	FF	FR	YDS	TK	S	A	FF	FR	S	A
2011	Ravens	1	0	0	0	0	0	0.0	0.0	0.0	0	0	0	0	0	0	0	0	0	0	0	0	0	0	0	0
2012	Ravens	10	3	31	18	13	1	0	0.0	0.0	1	0	0	0	0	1	0	0	0	3	1	2	0	0	0	0
2013	Ravens	15	6	41	19	22	1	3	0.0	0.0	1	0	0	0	0	3	0	0	0	4	3	1	0	0	0	0
2014	Ravens	0	0	0	0	0	0	0	0.0	0.0	0	0	0	0	0	0	0	0	0	0	0	0	0	0	0	0
2014	Lions	13	0	19	16	3	2	7	0.0	0.0	1	1	17	17	0	1	0	1	0	3	2	1	0	0	0	0
2014	TOTAL	13	0	19	16	3	2	7	0.0	0.0	1	1	17	17	0	1	0	1	0	3	2	1	0	0	0	0
2015	Lions	16	11	80	54	26	5	9	0.5	5.5	3	0	0	0	0	5	1	0	0	2	2	0	0	0	0	0
2016	Lions	9	8	38	26	12	4	13	0.0	0.0	0	0	0	0	0	4	0	0	0	0	0	0	0	0	0	0
2017	Cardinals	14	1	27	24	3	2	5	1.0	2.0	1	1	25	25	0	3	1	0	0	9	7	2	1	0	0	0
2018	Cardinals	11	11	75	52	23	5	27	2.0	22.0	3	0	0	0	0	5	0	1	23	0	0	0	0	0	0	0
2019	Ravens	12	7	45	22	23	6	14	1.0	0.0	2	2	7	6	0	4	0	0	0	1	1	0	0	0	0	0
2020	Bengals	16	16	99	53	46	5	9	1.0	0.0	2	0	0	0	0	2	0	1	0	0	0	0	0	0	0	0
NFL TOTALS		117	63	455	284	171	31	87	5.5	29.5	14	4	49	25	0	28	2	3	23	22	16	6	1	0	0	0

## JOSH BYNES' NFL POSTSEASON DEFENSIVE STATISTICS

		TACKLES										INTERCEPTIONS					O. FUMB			ST				MISC		
DATE	TEAM	GP	GS	TK	S	A	TFL	YDS	SK	YDS	QBH	NO	YDS	LG	TD	PD	FF	FR	YDS	TK	S	A	FF	FR	S	A
2011	Ravens	0	0	0	0	0	0	0	0.0	0.0	0	0	0	0	0	0	0	0	0	0	0	0	0	0	0	0
2012	Ravens	4	0	0	0	0	0	0	0.0	0.0	0	0	0	0	0	0	0	0	0	2	2	0	0	0	0	0
2014	Lions	1	0	1	1	0	0	0	0.0	0.0	0	0	0	0	0	0	0	0	0	0	0	0	0	0	0	0
2016	Lions	1	1	7	1	6	0	0	0.0	0.0	0	0	0	0	0	0	0	0	0	0	0	0	0	0	0	0
2019	Ravens	1	0	6	2	4	0	0	0.0	0.0	0	0	0	0	0	0	0	0	0	0	0	0	0	0	0	0
NFL TOTALS		7	1	14	4	10	0	0	0.0	0.0	0	0	0	0	0	0	0	0	0	2	2	0	0	0	0	0

SINGLE-GAME HIGHS: DEFENSIVE

**Total Tackles** 13 vs. Denver Broncos, Dec 16, 2012  
**Sacks** 1.0 vs. Los Angeles Chargers, Sep 13, 2020  
...4 more at 1.0.  
**Passes Defensed** 2 vs. New York Giants, Nov 29, 2020  
...1 more at 2.  
**Forced Fumbles** 1 vs. Jacksonville Jaguars, Nov 26, 2017  
...1 more at 1.  
**Fumble Recoveries** 1 vs. Pittsburgh Steelers, Dec 21, 2020  
...2 more at 1.

SINGLE-GAME HIGHS - POSTSEASON: DEFENSIVE

**Total Tackles** 7 at Seattle Seahawks, Jan 07, 2017  
5 vs. Tennessee Titans, Jan 11, 2020  
1 at Dallas Cowboys, Jan 04, 2015

**Tackles For Loss** 2 vs. Chicago Bears, Dec 11, 2016  
...1 more at 2.  
**Interceptions** 1 vs. Houston Texans, Nov 17, 2019  
...3 more at 1.  
**Interception Return Yards** 25 vs. Tennessee Titans, Dec 10, 2017  
**Special Teams Tackles** 2 at Los Angeles Rams, Oct 22, 2017  
...2 more at 2.  
**Special Teams Forced Fumbles** 1 at Indianapolis Colts, Sep 17, 2017

**Special Teams Tackles** 1 at San Francisco 49ers, Feb 03, 2013  
1 at Denver Broncos, Jan 12, 2013

2020 GAME-BY-GAME REGULAR-SEASON STATISTICS (BENGALS)

DATE	OPPONENT	P/S	TACKLES								INTERCEPTIONS				O. FUMB			ST			MISC			SCORE		
			TK	S	A	SK	YDS	TFL	YDS	QBH	NO	YDS	L6	TD	PD	FF	FR	YDS	TK	S	A	FF	FR		S	A
09/13	Chargers	S	8	4	4	1.0	0.0	1	1	1	0	0	0	0	0	0	0	0	0	0	0	0	0	0	L	13-16
09/17	at Browns	S	8	3	5	0.0	0.0	0	0	0	0	0	0	0	0	0	0	0	0	0	0	0	0	0	L	30-35
09/27	at Eagles	S	7	4	3	0.0	0.0	0	0	0	0	0	0	0	0	0	0	0	0	0	0	0	0	0	T	23-23
10/04	Jaguars	S	4	1	3	0.0	0.0	0	0	0	0	0	0	0	0	0	0	0	0	0	0	0	0	0	W	33-25
10/11	at Ravens	S	8	2	6	0.0	0.0	0	0	0	0	0	0	0	0	0	0	0	0	0	0	0	0	0	L	3-27
10/18	at Colts	S	3	2	1	0.0	0.0	0	0	0	0	0	0	0	0	0	0	0	0	0	0	0	0	0	L	27-31
10/25	Browns	S	7	4	3	0.0	0.0	1	3	0	0	0	0	0	0	0	0	0	0	0	0	0	0	0	L	34-37
11/01	Titans	S	5	2	3	0.0	0.0	0	0	0	0	0	0	0	0	0	0	0	0	0	0	0	0	0	W	31-20
11/15	at Steelers	S	2	1	1	0.0	0.0	0	0	0	0	0	0	0	0	0	0	0	0	0	0	0	0	0	L	10-36
11/22	at Washington	S	5	3	2	0.0	0.0	0	0	0	0	0	0	0	0	0	0	0	0	0	0	0	0	0	L	9-20
11/29	Giants	S	7	6	1	0.0	0.0	1	1	1	0	0	0	0	2	0	0	0	0	0	0	0	0	0	L	17-19
12/06	at Dolphins	S	6	4	2	0.0	0.0	0	0	0	0	0	0	0	0	0	0	0	0	0	0	0	0	0	L	7-19
12/13	Cowboys	S	7	4	3	0.0	0.0	1	2	0	0	0	0	0	0	0	0	0	0	0	0	0	0	0	L	7-30
12/21	Steelers	S	8	3	5	0.0	0.0	1	2	0	0	0	0	0	0	1	0	0	0	0	0	0	0	0	W	27-17
12/27	at Texans	S	4	3	1	0.0	0.0	0	0	0	0	0	0	0	0	0	0	0	0	0	0	0	0	0	W	37-31
01/03	Ravens	S	10	7	3	0.0	0.0	0	0	0	0	0	0	0	0	0	0	0	0	0	0	0	0	0	L	3-38
2020 TOTALS			16-16	99	53	46	1.0	0.0	5	9	2	0	0	0	0	2	0	1	0	0	0	0	0	0	4-11-1	

2019 GAME-BY-GAME REGULAR-SEASON STATISTICS (RAVENS)

DATE	OPPONENT	P/S	TACKLES								INTERCEPTIONS					O. FUMB			ST			MISC			SCORE		
			TK	S	A	SK	YDS	TFL	YDS	QBH	NO	YDS	LG	TD	PD	FF	FR	YDS	TK	S	A	FF	FR	S		A	W/L
09/15	Cardinals										NOT ON ROSTER														W	23-17	
09/22	at Chiefs										NOT ON ROSTER														L	28-33	
09/29	Browns										NOT ON ROSTER														L	25-40	
10/06	at Steelers	S	5	3	2	0.0	0.0	0	0	0	1	1	1	0	1	0	0	0	0	0	0	0	0	0	W	26-23+	
10/13	Bengals	S	3	2	1	0.0	0.0	1	1	0	0	0	0	0	1	0	0	0	0	0	0	0	0	0	W	23-17	
10/20	at Seahawks	S	8	3	5	0.0	0.0	1	0	0	0	0	0	0	0	0	0	0	0	0	0	0	0	0	W	30-16	
11/03	Patriots	P	2	2	0	0.0	0.0	0	0	0	0	0	0	0	1	0	0	0	0	0	0	0	0	0	W	37-20	
11/10	at Bengals	S	9	2	7	0.0	0.0	0	0	0	0	0	0	0	0	0	0	0	0	0	0	0	0	0	W	49-13	
11/17	Texans	S	2	1	1	0.0	0.0	0	0	0	1	6	6	0	1	0	0	0	0	0	0	0	0	0	W	41-7	
11/25	at Rams	S	3	1	2	0.0	0.0	1	7	0	0	0	0	0	0	0	0	0	0	0	0	0	0	0	W	45-6	
12/01	49ers	P	5	4	1	0.0	0.0	1	3	0	0	0	0	0	0	0	0	0	0	0	0	0	0	0	W	20-17	
12/08	at Bills	P	2	2	0	1.0	0.0	0	0	2	0	0	0	0	0	0	0	0	0	0	0	0	0	0	W	24-17	
12/12	Jets	P	3	1	2	0.0	0.0	1	2	0	0	0	0	0	0	0	0	0	1	1	0	0	0	0	W	42-21	
12/22	at Browns	P	1	1	0	0.0	0.0	1	1	0	0	0	0	0	0	0	0	0	0	0	0	0	0	0	W	31-15	
12/29	Steelers	S	2	0	2	0.0	0.0	0	0	0	0	0	0	0	0	0	0	0	0	0	0	0	0	0	W	28-10	
2019 TOTALS			12-7	45	22	23	1.0	0.0	6	14	2	2	7	6	0	4	0	0	0	1	1	0	0	0	0	13-2	
+ - Overtime																											

+ - Overtime

2018 GAME-BY-GAME REGULAR-SEASON STATISTICS (CARDINALS)

TACKLES										INTERCEPTIONS					O. FUMB			ST			MISC						
DATE	OPPONENT	P/S	TK	S	A	SK	YDS	TFL	YDS	QBH	NO	YDS	LG	TD	PD	FF	FR	YDS	TK	S	A	FF	FR	S	A	W/L	SCORE
09/09	Washington	S	11	8	3	0.0	0.0	0	0	0	0	0	0	0	0	0	0	0	0	0	0	0	0	0	0	L	6-24
09/16	at Rams	S	6	4	2	0.0	0.0	0	0	0	0	0	0	0	1	0	0	0	0	0	0	0	0	0	0	L	0-34
09/23	Bears	S	10	7	3	0.0	0.0	0	0	0	0	0	0	0	0	0	0	0	0	0	0	0	0	0	0	L	14-16
09/30	Seahawks	S	5	5	0	0.0	0.0	0	0	0	0	0	0	0	0	0	0	0	0	0	0	0	0	0	0	L	17-20
10/07	at 49ers	S	11	9	2	1.0	15.0	1	15	1	0	0	0	0	1	0	1	23	0	0	0	0	0	0	0	W	28-18
10/14	at Vikings	S	7	3	4	0.0	0.0	1	2	0	0	0	0	0	0	0	0	0	0	0	0	0	0	0	0	L	17-27
10/18	Broncos	S	6	3	3	0.0	0.0	0	0	0	0	0	0	0	0	0	0	0	0	0	0	0	0	0	0	L	10-45
10/28	49ers	S	5	4	1	0.0	0.0	1	2	1	0	0	0	0	1	0	0	0	0	0	0	0	0	0	0	W	18-15
11/11	at Chiefs	S	3	2	1	1.0	7.0	1	7	1	0	0	0	0	1	0	0	0	0	0	0	0	0	0	0	L	14-26
11/18	Raiders	S	8	6	2	0.0	0.0	1	1	0	0	0	0	0	1	0	0	0	0	0	0	0	0	0	0	L	21-23
11/25	at Chargers	S	3	1	2	0.0	0.0	0	0	0	0	0	0	0	0	0	0	0	0	0	0	0	0	0	0	L	10-45
12/02	at Packers		INJURED RESERVE																W	20-17							
12/09	Lions		INJURED RESERVE																L	3-17							
12/16	at Falcons		INJURED RESERVE																L	14-40							
12/23	Rams		INJURED RESERVE																L	9-31							
12/30	at Seahawks		INJURED RESERVE																L	24-27							
2018 TOTALS		11-11	75	52	23	2.0	22.0	5	27	3	0	0	0	0	5	0	1	23	0	0	0	0	0	0	0	3-13	

2017 GAME-BY-GAME REGULAR-SEASON STATISTICS (CARDINALS)

			TACKLES								INTERCEPTIONS						O. FUMB			ST			MISC				
DATE	OPPONENT	P/S	TK	S	A	SK	YDS	TFL	YDS	QBH	NO	YDS	LG	TD	PD	FF	FR	YDS	TK	S	A	FF	FR	S	A	W/L	SCORE
09/10	at Lions	P	4	4	0	0.0	0.0	0	0	0	0	0	0	0	0	0	0	0	0	0	0	0	0	0	0	L	23-35
09/17	at Colts	P	3	3	0	1.0	2.0	1	2	1	0	0	0	0	0	0	0	0	2	2	0	1	0	0	0	W	16-13+
09/25	Cowboys	P	1	1	0	0.0	0.0	0	0	0	0	0	0	0	0	0	0	0	0	0	0	0	0	0	0	L	17-28
10/01	49ers	P	0	0	0	0.0	0.0	0	0	0	0	0	0	0	0	0	0	0	2	2	0	0	0	0	0	W	18-15+
10/08	at Eagles	P	0	0	0	0.0	0.0	0	0	0	0	0	0	0	0	0	0	0	1	0	1	0	0	0	0	L	7-34
10/15	Buccaneers	P	0	0	0	0.0	0.0	0	0	0	0	0	0	0	0	0	0	0	0	0	0	0	0	0	0	W	38-33
10/22	at Rams	P	0	0	0	0.0	0.0	0	0	0	0	0	0	0	1	0	0	0	2	1	1	0	0	0	0	L	0-33
11/05	at 49ers	P	0	0	0	0.0	0.0	0	0	0	0	0	0	0	0	0	0	0	0	0	0	0	0	0	0	W	20-10
11/09	Seahawks	P	0	0	0	0.0	0.0	0	0	0	0	0	0	0	0	0	0	0	1	1	0	0	0	0	0	L	16-22
11/19	at Texans	P	0	0	0	0.0	0.0	0	0	0	0	0	0	0	0	0	0	0	0	0	0	0	0	0	0	L	21-31
11/26	Jaguars	P	8	7	1	0.0	0.0	0	0	0	0	0	0	0	0	1	0	0	1	1	0	0	0	0	0	W	27-24
12/03	Rams	S	8	8	0	0.0	0.0	1	3	0	0	0	0	0	1	0	0	0	0	0	0	0	0	0	0	L	16-32
12/10	Titans	P	1	1	0	0.0	0.0	0	0	0	1	25	25	0	1	0	0	0	0	0	0	0	0	0	0	W	12-7
12/17	at Washington	P	2	0	2	0.0	0.0	0	0	0	0	0	0	0	0	0	0	0	0	0	0	0	0	0	0	L	15-20
12/24	Giants										INACTIVE															W	23-0
12/31	at Seahawks										INACTIVE															W	26-24
2017 TOTALS		14-1	27	24	3	1.0	2.0	2	5	1	1	25	25	0	3	1	0	0	9	7	2	1	0	0	0	0	8-8
+ - Overtime																											

+ - Overtime

2016 GAME-BY-GAME REGULAR-SEASON STATISTICS (LIONS)

			TACKLES							INTERCEPTIONS					O. FUMB			ST			MISC						
DATE	OPPONENT	P/S	TK	S	A	SK	YDS	TFL	YDS	QBH	NO	YDS	LG	TD	PD	FF	FR	YDS	TK	S	A	FF	FR	S	A	W/L	SCORE
09/11	at Colts												NOT ON ROSTER											W	39-35		
09/18	Titans												NOT ON ROSTER											L	15-16		
09/25	at Packers												NOT ON ROSTER											L	27-34		
10/16	Rams												NOT ON ROSTER											W	31-28		
10/30	at Texans	S	3	3	0	0.0	0.0	0	0	0	0	0	0	0	0	0	0	0	0	0	0	0	0	0	0	L	13-20
11/06	at Vikings	S	6	5	1	0.0	0.0	0	0	0	0	0	0	0	0	0	0	0	0	0	0	0	0	0	0	W	22-16+
11/20	Jaguars	S	0	0	0	0.0	0.0	0	0	0	0	0	0	0	0	0	0	0	0	0	0	0	0	0	0	W	26-19
11/24	Vikings	S	4	3	1	0.0	0.0	1	4	0	0	0	0	0	1	0	0	0	0	0	0	0	0	0	0	W	16-13
12/04	at Saints	S	8	5	3	0.0	0.0	1	4	0	0	0	0	0	1	0	0	0	0	0	0	0	0	0	0	W	28-13
12/11	Bears	S	6	5	1	0.0	0.0	2	5	0	0	0	0	0	1	0	0	0	0	0	0	0	0	0	0	W	20-17
12/18	at Giants	S	6	2	4	0.0	0.0	0	0	0	0	0	0	0	0	0	0	0	0	0	0	0	0	0	0	L	6-17
12/26	at Cowboys	S	3	2	1	0.0	0.0	0	0	0	0	0	0	0	0	0	0	0	0	0	0	0	0	0	0	L	21-42
01/01	Packers	P	2	1	1	0.0	0.0	0	0	0	0	0	0	0	1	0	0	0	0	0	0	0	0	0	0	L	24-31
2016 TOTALS		9-8	38	26	12	0.0	0.0	4	13	0	0	0	0	0	4	0	0	0	0	0	0	0	0	0	0	7-6	

+ - Overtime



2015 GAME-BY-GAME REGULAR-SEASON STATISTICS (LIONS)

TACKLES														INTERCEPTIONS					O. FUMB				ST			MISC			
DATE	OPPONENT	P/S	TK	S	A	SK	YDS	TFL	YDS	QBH	NO	YDS	LG	TD	PD	FF	FR	YDS	TK	S	A	FF	FR	S	A	W/L	SCORE		
09/13	at Chargers	S	8	6	2	0.0	0.0	0	0	0	0	0	0	0	0	0	0	0	0	0	0	0	0	0	0	L	28-33		
09/20	at Vikings	S	5	4	1	0.0	0.0	1	4	0	0	0	0	0	0	0	0	0	0	0	0	0	0	0	0	L	16-26		
09/27	Broncos	S	7	3	4	0.0	0.0	0	0	0	0	0	0	0	1	0	0	0	0	0	0	0	0	0	0	L	12-24		
10/05	at Seahawks	S	5	2	3	0.0	0.0	1	2	0	0	0	0	0	0	0	0	0	0	0	0	0	0	0	0	L	10-13		
10/11	Cardinals	P	3	0	3	0.0	0.0	0	0	1	0	0	0	0	0	0	0	0	0	0	0	0	0	0	0	L	17-42		
10/18	Bears	S	10	8	2	0.0	0.0	2	2	0	0	0	0	0	1	0	0	0	1	1	0	0	0	0	0	W	37-34+		
10/25	Vikings	S	8	5	3	0.0	0.0	0	0	0	0	0	0	0	0	0	0	0	0	0	0	0	0	0	0	L	19-28		
11/01	at Chiefs	S	4	3	1	0.0	0.0	0	0	0	0	0	0	0	0	0	0	0	0	0	0	0	0	0	0	L	10-45		
11/15	at Packers	P	2	2	0	0.0	0.0	0	0	0	0	0	0	0	0	0	0	0	0	0	0	0	0	0	0	W	18-16		
11/22	Raiders	P	3	2	1	0.0	0.0	0	0	0	0	0	0	0	1	0	0	0	0	0	0	0	0	0	0	W	18-13		
11/26	Eagles	P	2	2	0	0.0	0.0	0	0	0	0	0	0	0	0	0	0	0	0	0	0	0	0	0	0	W	45-14		
12/03	Packers	P	4	3	1	0.0	0.0	0	0	1	0	0	0	0	0	0	0	0	0	0	0	0	0	0	0	L	23-27		
12/13	at Rams	S	8	7	1	0.0	0.0	1	1	0	0	0	0	0	0	0	0	0	0	0	0	0	0	0	0	L	14-21		
12/21	at Saints	S	4	2	2	0.0	0.0	0	0	1	0	0	0	0	2	0	0	0	1	1	0	0	0	0	0	W	35-27		
12/27	49ers	S	5	3	2	0.5	5.5	0	0	0	0	0	0	0	0	1	0	0	0	0	0	0	0	0	0	W	32-17		
01/03	at Bears	S	2	2	0	0.0	0.0	0	0	0	0	0	0	0	0	0	0	0	0	0	0	0	0	0	0	W	24-20		
2015 TOTALS			16-11	80	54	26	0.5	5.5	5	9	3	0	0	0	0	5	1	0	0	2	2	0	0	0	0	0	7-9		
+ - Overtime																													

2014 GAME-BY-GAME REGULAR-SEASON STATISTICS (RAVENS/LIONS)

			TACKLES							INTERCEPTIONS							O. FUMB			ST			MISC				
DATE	OPPONENT	P/S	TK	S	A	SK	YDS	TFL	YDS	QBH	NO	YDS	LG	TD	PD	FF	FR	YDS	TK	S	A	FF	FR	S	A	W/L	SCORE
09/07	Bengals		PRACTICE SQUAD																							L	16-23
09/11	Steelers		PRACTICE SQUAD																							W	26-6
09/21	at Browns		PRACTICE SQUAD																							W	23-21
Went from Ravens to Lions.																											
09/28	at Jets	P	0	0	0	0.0	0.0	0	0	0	0	0	0	0	0	0	0	0	1	0	1	0	0	0	0	W	24-17
10/05	Bills	P	0	0	0	0.0	0.0	0	0	0	0	0	0	0	0	0	0	0	0	0	0	0	0	0	0	L	14-17
10/12	at Vikings	P	2	2	0	0.0	0.0	0	0	1	0	0	0	0	0	0	0	0	1	1	0	0	0	0	0	W	17-3
10/19	Saints	P	0	0	0	0.0	0.0	0	0	0	0	0	0	0	0	0	0	0	0	0	0	0	0	0	0	W	24-23
10/26	at Falcons	P	1	1	0	0.0	0.0	0	0	0	0	0	0	0	0	0	0	0	0	0	0	0	0	0	0	W	22-21
11/09	Dolphins	P	1	0	1	0.0	0.0	0	0	0	0	0	0	0	0	0	1	0	0	0	0	0	0	0	0	W	20-16
11/16	at Cardinals	P	3	2	1	0.0	0.0	0	0	0	1	17	17	0	1	0	0	0	1	1	0	0	0	0	0	L	6-14
11/23	at Patriots	P	3	3	0	0.0	0.0	0	0	0	0	0	0	0	0	0	0	0	0	0	0	0	0	0	0	L	9-34
11/27	Bears	P	3	2	1	0.0	0.0	0	0	0	0	0	0	0	0	0	0	0	0	0	0	0	0	0	0	W	34-17
12/07	Buccaneers	P	1	1	0	0.0	0.0	1	3	0	0	0	0	0	0	0	0	0	0	0	0	0	0	0	0	W	34-17
12/14	Vikings	P	2	2	0	0.0	0.0	0	0	0	0	0	0	0	0	0	0	0	0	0	0	0	0	0	0	W	16-14
12/21	at Bears	P	3	3	0	0.0	0.0	1	4	0	0	0	0	0	0	0	0	0	0	0	0	0	0	0	0	W	20-14
12/28	at Packers	P	0	0	0	0.0	0.0	0	0	0	0	0	0	0	0	0	0	0	0	0	0	0	0	0	0	L	20-30
2014 TOTALS		13-0	19	16	3	0.0	0.0	2	7	1	1	17	17	0	1	0	1	0	3	2	1	0	0	0	0	11-5	

[illegible]

+ - Overtime

		TACKLES										INTERCEPTIONS				O. FUMB			ST		MISC						
DATE	OPPONENT	P/S	TK	S	A	SK	YDS	TFL	YDS	QBH	NO	YDS	LG	TD	PD	FF	FR	YDS	TK	S	A	FF	FR	S	A	W/L	SCORE
09/10	Bengals										PRACTICE SQUAD															W	44-13
09/16	at Eagles										PRACTICE SQUAD															L	23-24
09/23	Patriots										PRACTICE SQUAD															W	31-30
09/27	Browns										PRACTICE SQUAD															W	23-16
10/07	at Chiefs										PRACTICE SQUAD															W	9-6
10/14	Cowboys										PRACTICE SQUAD															W	31-29
10/21	at Texans	P	0	0	0	0.0	0.0	0	0	0	0	0	0	0	0	0	0	0	0	0	0	0	0	0	0	L	13-43
11/04	at Browns	P	0	0	0	0.0	0.0	0	0	0	0	0	0	0	0	0	0	0	1	0	1	0	0	0	0	W	25-15
11/11	Raiders	P	1	1	0	0.0	0.0	0	0	0	0	0	0	0	0	0	0	0	0	0	0	0	0	0	0	W	55-20
11/18	at Steelers	P	0	0	0	0.0	0.0	0	0	0	0	0	0	0	0	0	0	0	1	0	1	0	0	0	0	W	13-10
11/25	at Chargers	P	0	0	0	0.0	0.0	0	0	0	0	0	0	0	0	0	0	0	0	0	0	0	0	0	0	W	16-13+
12/02	Steelers	P	2	1	1	0.0	0.0	1	0	0	0	0	0	0	0	0	0	0	1	1	0	0	0	0	0	L	20-23
12/09	at Washington	P	5	1	4	0.0	0.0	0	0	0	0	0	0	0	0	0	0	0	0	0	0	0	0	0	0	L	28-31+
12/16	Broncos	S	13	11	2	0.0	0.0	0	0	1	0	0	0	0	1	0	0	0	0	0	0	0	0	0	0	L	17-34
12/23	Giants	S	1	1	0	0.0	0.0	0	0	0	0	0	0	0	0	0	0	0	0	0	0	0	0	0	0	W	33-14
12/30	at Bengals	S	9	3	6	0.0	0.0	0	0	0	0	0	0	0	0	0	0	0	0	0	0	0	0	0	0	L	17-23
2012 TOTALS		10-3	31	18	13	0.0	0.0	1	0	1	0	0	0	0	1	0	0	0	3	1	2	0	0	0	0	10-6	

‡ - Overtime

[illegible]

2019 GAME-BY-GAME POSTSEASON STATISTICS (RAVENS)

			TACKLES							INTERCEPTIONS					O. FUMB			ST			MISC						
DATE	OPPONENT	P/S	TK	S	A	SK	YDS	TFL	YDS	QBH	NO	YDS	LG	TD	PD	FF	FR	YDS	TK	S	A	FF	FR	S	A	W/L	SCORE
01/11	Titans	P	6	2	4	0.0	0.0	0	0	0	0	0	0	0	0	0	0	0	0	0	0	0	0	0	0	L	12-28
2019 TOTALS		1-0	6	2	4	0.0	0.0	0	0	0	0	0	0	0	0	0	0	0	0	0	0	0	0	0	0	0-1	

2016 GAME-BY-GAME POSTSEASON STATISTICS (LIONS)

DATE	OPPONENT	P/S	TACKLES							INTERCEPTIONS					O. FUMB			ST				MISC			SCORE	
			TK	S	A	SK	YDS	TFL	YDS	QBH	NO	YDS	LG	TD	PD	FF	FR	YDS	TK	S	A	FF	FR	S		A
01/07	at Seahawks	S	7	1	6	0.0	0.0	0	0	0	0	0	0	0	0	0	0	0	0	0	0	0	0	0	L	6-26
2016 TOTALS		1-1	7	1	6	0.0	0.0	0	0	0	0	0	0	0	0	0	0	0	0	0	0	0	0	0	0-1	

2014 GAME-BY-GAME POSTSEASON STATISTICS (LIONS)

DATE	OPPONENT	P/S	TACKLES							INTERCEPTIONS					O. FUMB			ST				MISC			SCORE	
			TK	S	A	SK	YDS	TFL	YDS	QBH	NO	YDS	LG	TD	PD	FF	FR	YDS	TK	S	A	FF	FR	S		A
01/04	at Cowboys	P	1	1	0	0.0	0.0	0	0	0	0	0	0	0	0	0	0	0	0	0	0	0	0	0	L	20-24
2014 TOTALS			1-0	1	1	0	0.0	0.0	0	0	0	0	0	0	0	0	0	0	0	0	0	0	0	0	0-1	



**TRENTON  
CANNON**  
**5'11" // 185**  
**VIRGINIA STATE**  
**HAMPTON, VA.**

**36**  
**WR**

**EXPERIENCE (YEARS)**

**NFL**
**PANTHERS**

**4**
**2**

**BIRTHDATE**  
**7.23.94**

**ACQUIRED**  
**WV-20 NYJ**

## PRO CAREER

- Played in 14 games for the Panthers in 2020, primarily on special teams...Made a 98-yard kickoff return against Tampa Bay in Week 10, the seventh-longest return in franchise history...Had 10 kickoff returns for an average of 29.8 yards per return...Posted six special teams tackles...Had 28 rushing yards and 16 receiving yards.
- Only saw action in four games for New York in 2019 before being placed on injured reserve.
- Played in 16 games for the Jets in 2018, tallying 17 catches for 144 yards receiving and another 113 rushing yards and one rushing touchdown.

## TRANSACTIONS

- Drafted in the sixth round of the 2018 Draft by the New York Jets...Placed on injured reserve with the Jets (11/1/19)...Waived by the Jets (8/3/20)...Claimed off waivers by Carolina (8/4/20).

## COLLEGE & PERSONAL

- After playing one season for Shepherd University, transferred to Virginia State...Totaled 4,035 rushing yards and 44 rushing touchdowns in just three seasons at Virginia State...Attended Kecoughtan High School in Hampton, Va.

## TRENTON CANNON'S NFL REGULAR SEASON RUSHING/RECEIVING STATISTICS

DATE	TEAM	GP	GS	RECEIVING					RUSHING				
				NO.	YDS.	AVG.	LG	TD	NO.	YDS.	AVG.	LG	TD
2018	Jets	16	0	17	144	8.5	35	0	38	113	3.0	21	1
2019	Jets	4	0	0	0	0.0	0	0	0	0	0.0	0	0
2020	Panthers	14	0	3	16	5.3	19	0	10	33	3.3	13	0
NFL TOTALS		34	0	20	160	8.0	35	0	48	146	3.0	21	1

## TRENTON CANNON'S NFL REGULAR SEASON RETURN STATISTICS

DATE	TEAM	RET.	KICKOFF RETURNS					PUNT RETURNS				
			YDS.	AVG.	LG	TD	NO.	FC	YDS.	AVG.	LG	TD
2018	Jets	1	20	20.0	20	0	0	1	0	0.0	0	0
2019	Jets	5	96	19.2	28	0	0	0	0	0.0	0	0
2020	Panthers	10	298	29.8	98	0	0	0	0	0.0	0	0
NFL TOTALS		16	414	25.9	98	0	0	1	0	0.0	0	0

## SINGLE-GAME HIGHS: RUSHING/RECEIVING

**Rush Attempts** 7 vs. Houston Texans, Dec 15, 2018  
**Rushing Yards** 30 vs. Buffalo Bills, Nov 11, 2018  
**Longest Runs** 21 vs. Buffalo Bills, Nov 11, 2018  
**Rushing TDs** 1 at Buffalo Bills, Dec 09, 2018  
**Receptions** 4 vs. Minnesota Vikings, Oct 21, 2018  
**Receiving Yards** 69 vs. Minnesota Vikings, Oct 21, 2018  
**Longest Receptions** 35 vs. Minnesota Vikings, Oct 21, 2018

**All-Purpose Yards** 151 vs. Tampa Bay Buccaneers, Nov 15, 2020  
**Kickoff Returns** 3 at Green Bay Packers, Dec 19, 2020  
 ...2 more at 3.  
**Kickoff Return Yards** 151 vs. Tampa Bay Buccaneers, Nov 15, 2020  
**Longest Kickoff Return** 98 vs. Tampa Bay Buccaneers, Nov 15, 2020  
**Fair Catches** 1 vs. Denver Broncos, Oct 07, 2018  
**Special Teams Tackles** 2 vs. Cleveland Browns, Sep 16, 2019  
 ...3 more at 2.  
**Most TDs** 1 at Buffalo Bills, Dec 09, 2018

2020 GAME-BY-GAME REGULAR-SEASON STATISTICS (PANTHERS)

DATE	OPPONENT	P/S	RECEIVING					RUSHING					W/L	SCORE
			NO.	YDS.	AVG.	LG	TD	NO.	YDS.	AVG.	LG	TD		
09/13	Raiders	P	0	0	0.0		0	0	0.0	0	0	L	30-34	
09/20	at Buccaneers	P	0	0	0.0		0	0	0.0	0	0	L	17-31	
09/27	at Chargers						GAME INACTIVE					W	21-16	
10/04	Cardinals						GAME INACTIVE					W	31-21	
10/11	at Falcons	P	0	0	0.0	0	0	2	-1	-0.5	2	0	W	23-16
10/18	Bears	P	2	15	7.5	19	0	3	12	4.0	10	0	L	16-23
10/25	at Saints	P	0	0	0.0	0	0	1	7	7.0	7	0	L	24-27
10/29	Falcons	P	0	0	0.0	0	0	0	0	0.0	0	0	L	17-25
11/08	at Chiefs	P	0	0	0.0	0	0	0	0	0.0	0	0	L	31-33
11/15	Buccaneers	P	0	0	0.0	0	0	0	0	0.0	0	0	L	23-46
11/22	Lions	P	0	0	0.0	0	0	0	0	0.0	0	0	W	20-0
11/29	at Vikings	P	1	1	1.0	1	0	3	17	5.7	13	0	L	27-28
12/13	Broncos	P	0	0	0.0	0	0	1	-2	-2.0	-2	0	L	27-32
12/19	at Packers	P	0	0	0.0	0	0	0	0	0.0	0	0	L	16-24
12/27	at Washington	P	0	0	0.0	0	0	0	0	0.0	0	0	W	20-13
01/03	Saints	P	0	0	0.0	0	0	0	0	0.0	0	0	L	7-33
2020 TOTALS		14-0	3	16	5.3	19	0	10	33	3.3	13	0	5-11	

2019 GAME-BY-GAME REGULAR-SEASON STATISTICS (JETS)

DATE	OPPONENT	P/S	RECEIVING					RUSHING					W/L	SCORE
			NO.	YDS.	AVG.	LG	TD	NO.	YDS.	AVG.	LG	TD		
09/08	Bills	P	0	0	0.0	0	0	0	0	0.0	0	0	L	16-17
09/16	Browns	P	0	0	0.0	0	0	0	0	0.0	0	0	L	3-23
09/22	at Patriots	P	0	0	0.0	0	0	0	0	0.0	0	0	L	14-30
10/06	at Eagles	P	0	0	0.0	0	0	0	0	0.0	0	0	L	6-31
10/13	Cowboys						INACTIVE					W	24-22	
10/21	Patriots						INACTIVE					L	0-33	
10/27	at Jaguars						INACTIVE					L	15-29	
11/03	at Dolphins						INJURED RESERVE					L	18-26	
11/10	Giants						INJURED RESERVE					W	34-27	
11/17	at Washington						INJURED RESERVE					W	34-17	
11/24	Raiders						INJURED RESERVE					W	34-3	
12/01	at Bengals						INJURED RESERVE					L	6-22	
12/08	Dolphins						INJURED RESERVE					W	22-21	
12/12	at Ravens						INJURED RESERVE					L	21-42	
12/22	Steelers						INJURED RESERVE					W	16-10	
12/29	at Bills						INJURED RESERVE					W	13-6	
2019 TOTALS		4-0	0	0	0.0	0	0	0	0	0.0	0	0	7-9	

2018 GAME-BY-GAME REGULAR-SEASON STATISTICS (JETS)

DATE	OPPONENT	P/S	RECEIVING					RUSHING					TD	W/L	SCORE
			NO.	YDS.	AVG.	LG	TD	NO.	YDS.	AVG.	LG	TD			
09/10	at Lions	P	1	6	6.0	6	0	6	15	2.5	5	0	W	48-17	
09/16	Dolphins	P	0	0	0.0	0	0	0	0	0.0	0	0	L	12-20	
09/20	at Browns	P	0	0	0.0	0	0	0	0	0.0	0	0	L	17-21	
09/30	at Jaguars	P	0	0	0.0	0	0	0	0	0.0	0	0	L	12-31	
10/07	Broncos	P	0	0	0.0	0	0	0	0	0.0	0	0	W	34-16	
10/14	Colts	P	0	0	0.0	0	0	0	0	0.0	0	0	W	42-34	
10/21	Vikings	P	4	69	17.3	35	0	2	4	2.0	6	0	L	17-37	
10/28	at Bears	P	3	12	4.0	10	0	6	10	1.7	4	0	L	10-24	
11/04	at Dolphins	P	1	15	15.0	15	0	0	0	0.0	0	0	L	6-13	
11/11	Bills	P	1	5	5.0	5	0	4	30	7.5	21	0	L	10-41	
11/25	Patriots	P	1	-3	-3.0	-3	0	0	0	0.0	0	0	L	13-27	
12/02	at Titans	P	1	7	7.0	7	0	4	18	4.5	8	0	L	22-26	
12/09	at Bills	P	1	4	4.0	4	0	5	3	0.6	4t	1	W	27-23	
12/15	Texans	P	3	24	8.0	10	0	7	13	1.9	8	0	L	22-29	
12/23	Packers	P	1	5	5.0	5	0	2	4	2.0	2	0	L	38-44+	
12/30	at Patriots	P	0	0	0.0	0	0	2	16	8.0	12	0	L	3-38	
2018 TOTALS			16-0	17	144	8.5	35	0	38	113	3.0	21	1	4-12	

+ - Overtime

2020 GAME-BY-GAME REGULAR-SEASON STATISTICS (PANTHERS)

DATE	OPPONENT	P/S	KICKOFF RETURNS					PUNT RETURNS								TD	W/L	SCORE
			RET	YDS	AVG	LG	TD	NO	FC	YDS	AVG	LG	TD					
09/13	Raiders	P	0	0	0.0	0	0	0	0	0	0.0	0	0	L		30-34		
09/20	at Buccaneers	P	0	0	0.0	0	0	0	0	0	0.0	0	0	L		17-31		
09/27	at Chargers							GAME INACTIVE									W	21-16
10/04	Cardinals							GAME INACTIVE									W	31-21
10/11	at Falcons	P	0	0	0.0	0	0	0	0	0	0.0	0	0	W		23-16		
10/18	Bears	P	0	0	0.0	0	0	0	0	0	0.0	0	0	L		16-23		
10/25	at Saints	P	0	0	0.0	0	0	0	0	0	0.0	0	0	L		24-27		
10/29	Falcons	P	0	0	0.0	0	0	0	0	0	0.0	0	0	L		17-25		
11/08	at Chiefs	P	0	0	0.0	0	0	0	0	0	0.0	0	0	L		31-33		
11/15	Buccaneers	P	3	151	50.3	98	0	0	0	0	0.0	0	0	L		23-46		
11/22	Lions	P	0	0	0.0	0	0	0	0	0	0.0	0	0	W		20-0		
11/29	at Vikings	P	1	9	9.0	9	0	0	0	0	0.0	0	0	L		27-28		
12/13	Broncos	P	1	16	16.0	16	0	0	0	0	0.0	0	0	L		27-32		
12/19	at Packers	P	3	72	24.0	28	0	0	0	0	0.0	0	0	L		16-24		
12/27	at Washington	P	1	29	29.0	29	0	0	0	0	0.0	0	0	W		20-13		
01/03	Saints	P	1	21	21.0	21	0	0	0	0	0.0	0	0	L		7-33		
2020 TOTALS		14-0	10	298	29.8	98	0	0	0	0	0.0	0	0	5-11				


2019 GAME-BY-GAME REGULAR-SEASON STATISTICS (JETS)

KICKOFF RETURNS								PUNT RETURNS								
DATE	OPPONENT	P/S	RET	YDS	AVG	LG	TD	NO	FC	YDS	AVG	LG	TD	W/L	SCORE	
09/08	Bills	P	0	0	0.0	0	0	0	0	0	0.0	0	0	L	16-17	
09/16	Browns	P	3	50	16.7	20	0	0	0	0	0.0	0	0	L	3-23	
09/22	at Patriots	P	0	0	0.0	0	0	0	0	0	0.0	0	0	L	14-30	
10/06	at Eagles	P	2	46	23.0	28	0	0	0	0	0.0	0	0	L	6-31	
10/13	Cowboys							INACTIVE							W	24-22
10/21	Patriots							INACTIVE							L	0-33
10/27	at Jaguars							INACTIVE							L	15-29
11/03	at Dolphins							INJURED RESERVE							L	18-26
11/10	Giants							INJURED RESERVE							W	34-27
11/17	at Washington							INJURED RESERVE							W	34-17
11/24	Raiders							INJURED RESERVE							W	34-3
12/01	at Bengals							INJURED RESERVE							L	6-22
12/08	Dolphins							INJURED RESERVE							W	22-21
12/12	at Ravens							INJURED RESERVE							L	21-42
12/22	Steelers							INJURED RESERVE							W	16-10
12/29	at Bills							INJURED RESERVE							W	13-6
2019 TOTALS		4-0	5	96	19.2	28	0	0	0	0	0.0	0	0	7-9		

2018 GAME-BY-GAME REGULAR-SEASON STATISTICS (JETS)

DATE	OPPONENT	P/S	KICKOFF RETURNS					PUNT RETURNS								TD	W/L	SCORE
			RET	YDS	AVG	LG	TD	NO	FC	YDS	AVG	LG	TD					
09/10	at Lions	P	0	0	0.0	0	0	0	0	0	0	0.0	0	0	W	48-17		
09/16	Dolphins	P	0	0	0.0	0	0	0	0	0	0	0.0	0	0	L	12-20		
09/20	at Browns	P	0	0	0.0	0	0	0	0	0	0	0.0	0	0	L	17-21		
09/30	at Jaguars	P	0	0	0.0	0	0	0	0	0	0	0.0	0	0	L	12-31		
10/07	Broncos	P	0	0	0.0	0	0	0	1	0	0.0	0	0	W	34-16			
10/14	Colts	P	0	0	0.0	0	0	0	0	0	0.0	0	0	W	42-34			
10/21	Vikings	P	0	0	0.0	0	0	0	0	0	0.0	0	0	L	17-37			
10/28	at Bears	P	0	0	0.0	0	0	0	0	0	0.0	0	0	L	10-24			
11/04	at Dolphins	P	0	0	0.0	0	0	0	0	0	0.0	0	0	L	6-13			
11/11	Bills	P	0	0	0.0	0	0	0	0	0	0.0	0	0	L	10-41			
11/25	Patriots	P	0	0	0.0	0	0	0	0	0	0.0	0	0	L	13-27			
12/02	at Titans	P	0	0	0.0	0	0	0	0	0	0.0	0	0	L	22-26			
12/09	at Bills	P	0	0	0.0	0	0	0	0	0	0.0	0	0	W	27-23			
12/15	Texans	P	0	0	0.0	0	0	0	0	0	0.0	0	0	L	22-29			
12/23	Packers	P	1	20	20.0	20	0	0	0	0	0.0	0	0	L	38-44+			
12/30	at Patriots	P	0	0	0.0	0	0	0	0	0	0.0	0	0	L	3-38			
2018 TOTALS		16-0	1	20	20.0	20	0	0	1	0	0.0	0	0	4-12				

+ - Overtime



**JERMAINE  
CARTER JR.**  
**6'1" // 225**  
**MARYLAND**  
**ROCKVILLE, MD.**

**56**  
**LB**

EXPERIENCE (YEARS)		BIRTHDATE	ACQUIRED
NFL	PANTHERS	1.14.95	D5-18
4	4		

## PRO CAREER

- Started a career-best seven games, playing in all 16 for Carolina in 2020...Posted a career-high 43 tackles, including two for loss, and made a fumble recovery.
- Started five games and played in all 16 games for Carolina in 2019...Tallied 25 tackles and 0.5 sacks on the season.
- In 2018, saw action in all 16 games, starting one...Tallied 11 tackles in the season and one quarterback pressure...His first career start came in Week 16 in place of injured linebacker Shaq Thompson.

## TRANSACTIONS

- Drafted by the Carolina Panthers in the fifth round of the 2018 Draft (161st overall).

## COLLEGE & PERSONAL

- Started all 37 games at middle linebacker for Maryland from 2015-2017...Compiled 337 career tackles with 9.5 sacks and one interception which he returned for a touchdown...Led team in tackles in three consecutive seasons, becoming fifth Maryland player since 1969 to achieve the feat...He was a three-time All-Big Ten honorable mention selection...Named to Bednarik and Butkus Award Watch List in 2017...In 2017, led team with 90 tackles and 3.5 sacks...Tied for Big Ten lead with four forced fumbles...Notched career-high 110 tackles in 2016 and ranked seventh in the Big Ten in tackles per game...Finished second on team with 6.0 sacks and third with 9.0 tackles for loss...Compiled 103 tackles in 2015 and ranked second on team with 14.0 tackles for loss, most by a Maryland linebacker since 2002...Led team with two forced fumbles in redshirt-freshman season in 2014...Served a redshirt season in 2013...Went to Friendship Collegiate Academy in Washington, D.C.

## JERMAINE CARTER JR.'S NFL REGULAR SEASON DEFENSIVE STATISTICS

		TACKLES										INTERCEPTIONS					O. FUMB			ST				
DATE	TEAM	GP	GS	TK	S	A	TFL	YDS	SK	YDS	QBH	NO	YDS	LG	TD	PD	FF	FR	YDS	TK	S	A	FF	FR
2018	Panthers	16	1	11	6	5	1	3	0.0	0.0	0	0	0	0	0	0	0	0	0	2	1	1	0	0
2019	Panthers	16	5	25	16	9	2	4	0.5	5.0	2	0	0	0	0	0	0	0	0	6	6	0	0	0
2020	Panthers	16	7	43	21	22	2	3	0.0	0.0	0	0	0	0	0	1	0	1	19	3	0	3	0	0
NFL TOTALS		48	13	79	43	36	5	10	0.5	5.0	2	0	0	0	0	1	0	1	19	11	7	4	0	0

## SINGLE-GAME HIGHS: DEFENSIVE

**Total Tackles** 10 vs. New Orleans Saints, Dec 29, 2019  
**Sacks** 0.5 vs. Tampa Bay Buccaneers, Sep 12, 2019  
**Passes Defensed** 1 vs. New Orleans Saints, Jan 03, 2021

**Fumble Recoveries** 1 at Washington, Dec 27, 2020  
**Tackles For Loss** 1 at Minnesota Vikings, Nov 29, 2020  
 ...4 more at 1.  
**Special Teams Tackles** 3 vs. Washington, Dec 01, 2019



2020 GAME-BY-GAME REGULAR-SEASON STATISTICS (PANTHERS)


			TACKLES							INTERCEPTIONS					O. FUMB			ST			MISC						
DATE	OPPONENT	P/S	TK	S	A	SK	YDS	TFL	YDS	QBH	NO	YDS	LG	TD	PD	FF	FR	YDS	TK	S	A	FF	FR	S	A	W/L	SCORE
09/13	Raiders	P	0	0	0	0.0	0.0	0	0	0	0	0	0	0	0	0	0	0	0	0	0	0	0	0	0	L	30-34
09/20	at Buccaneers	P	0	0	0	0.0	0.0	0	0	0	0	0	0	0	0	0	0	0	0	0	0	0	0	0	0	L	17-31
09/27	at Chargers	P	0	0	0	0.0	0.0	0	0	0	0	0	0	0	0	0	0	0	0	0	0	0	0	0	0	W	21-16
10/04	Cardinals	P	2	1	1	0.0	0.0	1	3	0	0	0	0	0	0	0	0	0	0	0	0	0	0	0	0	W	31-21
10/11	at Falcons	P	0	0	0	0.0	0.0	0	0	0	0	0	0	0	0	0	0	0	0	0	0	0	0	0	0	W	23-16
10/18	Bears	P	0	0	0	0.0	0.0	0	0	0	0	0	0	0	0	0	0	0	0	0	0	0	0	0	0	L	16-23
10/25	at Saints	P	1	0	1	0.0	0.0	0	0	0	0	0	0	0	0	0	0	0	1	0	1	0	0	0	0	L	24-27
10/29	Falcons	P	0	0	0	0.0	0.0	0	0	0	0	0	0	0	0	0	0	0	0	0	0	0	0	0	0	L	17-25
11/08	at Chiefs	S	3	2	1	0.0	0.0	0	0	0	0	0	0	0	0	0	0	0	1	0	1	0	0	0	0	L	31-33
11/15	Buccaneers	P	4	2	2	0.0	0.0	0	0	0	0	0	0	0	0	0	0	0	0	0	0	0	0	0	0	L	23-46
11/22	Lions	S	4	1	3	0.0	0.0	0	0	0	0	0	0	0	0	0	0	0	1	0	1	0	0	0	0	W	20-0
11/29	at Vikings	S	8	4	4	0.0	0.0	1	0	0	0	0	0	0	0	0	0	0	0	0	0	0	0	0	0	L	27-28
12/13	Broncos	S	5	4	1	0.0	0.0	0	0	0	0	0	0	0	0	0	0	0	0	0	0	0	0	0	0	L	27-32
12/19	at Packers	S	6	2	4	0.0	0.0	0	0	0	0	0	0	0	0	0	0	0	0	0	0	0	0	0	0	L	16-24
12/27	at Washington	S	2	2	0	0.0	0.0	0	0	0	0	0	0	0	0	0	1	19	0	0	0	0	0	0	0	W	20-13
01/03	Saints	S	8	3	5	0.0	0.0	0	0	0	0	0	0	0	0	1	0	0	0	0	0	0	0	0	0	L	7-33
2020 TOTALS		16-7	43	21	22	0.0	0.0	2	3	0	0	0	0	0	1	0	1	19	3	0	3	0	0	0	0	5-11	

2019 GAME-BY-GAME REGULAR-SEASON STATISTICS (PANTHERS)

DATE	OPPONENT	P/S	TACKLES							INTERCEPTIONS				O. FUMB			ST			W/L	SCORE			
			TK	S	A	SK	YDS	TFL	YDS	QBH	NO	YDS	LG	TD	PD	FF	FR	YDS	TK			S	A	FF
09/08	Rams	S	3	2	1	0.0	0.0	0	0	0	0	0	0	0	0	0	0	1	1	0	0	0	L	27-30
09/12	Buccaneers	P	1	0	1	0.5	5.0	0	0	1	0	0	0	0	0	0	0	0	0	0	0	0	L	14-20
09/22	at Cardinals	P	0	0	0	0.0	0.0	0	0	0	0	0	0	0	0	0	0	0	0	0	0	0	W	38-20
09/29	at Texans	S	6	4	2	0.0	0.0	1	3	0	0	0	0	0	0	0	0	0	0	0	0	0	W	16-10
10/06	Jaguars	P	0	0	0	0.0	0.0	0	0	0	0	0	0	0	0	0	0	0	0	0	0	0	W	34-27
10/13	at Buccaneers	P	0	0	0	0.0	0.0	0	0	0	0	0	0	0	0	0	0	0	0	0	0	0	W	37-26
10/27	at 49ers	S	0	0	0	0.0	0.0	0	0	0	0	0	0	0	0	0	0	0	0	0	0	0	L	13-51
11/03	Titans	P	0	0	0	0.0	0.0	0	0	0	0	0	0	0	0	0	0	1	1	0	0	0	W	30-20
11/10	at Packers	P	0	0	0	0.0	0.0	0	0	0	0	0	0	0	0	0	0	0	0	0	0	0	L	16-24
11/17	Falcons	P	1	1	0	0.0	0.0	0	0	0	0	0	0	0	0	0	0	0	0	0	0	0	L	3-29
11/24	at Saints	P	0	0	0	0.0	0.0	0	0	0	0	0	0	0	0	0	0	0	0	0	0	0	L	31-34
12/01	Washington	P	0	0	0	0.0	0.0	0	0	0	0	0	0	0	0	0	0	3	3	0	0	0	L	21-29
12/08	at Falcons	P	1	0	1	0.0	0.0	0	0	0	0	0	0	0	0	0	0	0	0	0	0	0	L	20-40
12/15	Seahawks	P	1	0	1	0.0	0.0	0	0	0	0	0	0	0	0	0	0	0	0	0	0	0	L	24-30
12/22	at Colts	S	2	2	0	0.0	0.0	0	0	1	0	0	0	0	0	0	0	0	0	0	0	0	L	6-38
12/29	Saints	S	10	7	3	0.0	0.0	1	1	0	0	0	0	0	0	0	0	1	1	0	0	0	L	10-42
2019 TOTALS		16-5	25	16	9	0.5	5.0	2	4	2	0	0	0	0	0	0	0	6	6	0	0	0	5-11	

2018 GAME-BY-GAME REGULAR-SEASON STATISTICS (PANTHERS)

DATE	OPPONENT	P/S	TACKLES							INTERCEPTIONS				O. FUMB			ST			W/L	SCORE				
			TK	S	A	SK	YDS	TFL	YDS	QBH	NO	YDS	LG	TD	PD	FF	FR	YDS	TK			S	A	FF	FR
09/09	Cowboys	P	0	0	0	0.0	0.0	0	0	0	0	0	0	0	0	0	0	0	0	0	0	0	0	W	16-8
09/16	at Falcons	P	0	0	0	0.0	0.0	0	0	0	0	0	0	0	0	0	0	0	0	0	0	0	0	L	24-31
09/23	Bengals	P	0	0	0	0.0	0.0	0	0	0	0	0	0	0	0	0	0	0	0	0	0	0	0	W	31-21
10/07	Giants	P	1	1	0	0.0	0.0	0	0	0	0	0	0	0	0	0	0	0	0	0	0	0	0	W	33-31
10/14	at Washington	P	0	0	0	0.0	0.0	0	0	0	0	0	0	0	0	0	0	0	0	0	0	0	0	L	17-23
10/21	at Eagles	P	0	0	0	0.0	0.0	0	0	0	0	0	0	0	0	0	0	0	1	1	0	0	0	W	21-17
10/28	Ravens	P	1	1	0	0.0	0.0	0	0	0	0	0	0	0	0	0	0	0	0	0	0	0	0	W	36-21
11/04	Buccaneers	P	0	0	0	0.0	0.0	0	0	0	0	0	0	0	0	0	0	0	0	0	0	0	0	W	42-28
11/08	at Steelers	P	2	0	2	0.0	0.0	0	0	0	0	0	0	0	0	0	0	0	0	0	0	0	0	L	21-52
11/18	at Lions	P	0	0	0	0.0	0.0	0	0	0	0	0	0	0	0	0	0	0	0	0	0	0	0	L	19-20
11/25	Seahawks	P	0	0	0	0.0	0.0	0	0	0	0	0	0	0	0	0	0	0	0	0	0	0	0	L	27-30
12/02	at Buccaneers	P	0	0	0	0.0	0.0	0	0	0	0	0	0	0	0	0	0	0	0	0	0	0	0	L	17-24
12/09	at Browns	P	0	0	0	0.0	0.0	0	0	0	0	0	0	0	0	0	0	0	0	0	0	0	0	L	20-26
12/17	Saints	P	0	0	0	0.0	0.0	0	0	0	0	0	0	0	0	0	0	0	1	0	1	0	0	L	9-12
12/23	Falcons	S	2	1	1	0.0	0.0	1	3	0	0	0	0	0	0	0	0	0	0	0	0	0	0	L	10-24
12/30	at Saints	P	5	3	2	0.0	0.0	0	0	0	0	0	0	0	0	0	0	0	0	0	0	0	0	W	33-14
2018 TOTALS			16-1	11	6	5	0.0	0.0	1	3	0	0	0	0	0	0	0	0	2	1	1	0	0	7-9	



**SEAN CHANDLER**  
**5'10" // 200**  
**TEMPLE**  
**CAMDEN, N.J.**

**34**  
**S**

EXPERIENCE (YEARS)		BIRTHDATE	ACQUIRED
<b>NFL</b>	<b>PANTHERS</b>	<b>4.27.96</b>	<b>FA-20</b>
<b>3</b>	<b>2</b>		

## PRO CAREER

- Came to Carolina in middle of 2020 season...Inactive for three games and spent five games on practice squad.
- In three seasons with the Giants from 2018-2020, Chandler played in 32 games...Totaled 21 tackles, 1.0 sack, one pass defended and two fumble recoveries on defense and five special teams tackles.

## TRANSACTIONS

- Originally signed as an undrafted free agent by the Giants (5/10/18)...Waived by the Giants (11/5/19)...Signed to the Giants' practice squad (11/7/19)...Signed to the Giants' active roster (12/7/19)...Waived by the Giants (9/6/20)...Signed to Giants practice squad (9/8/20)...Elevated and reverted for three games with Giants...Signed with Carolina (10/20/20)...Released by Carolina (11/21/20)...Signed to Carolina's practice squad (11/24/20)...Signed a reserve future contract with Carolina (1/4/21).

## COLLEGE & PERSONAL

- Played in 49 games with 48 starts at Temple...Finished his career with 264 tackles (182 solo), 10 interceptions (2 returned for touchdowns), 23 passes defended, 3.0 sacks, 4 forced fumbles, and 2 fumble recoveries...His 10 interceptions are tied for 7th on Temple's career list...Named All-American Athletic Conference honorable mention as a senior and All-AAC 2nd team as a sophomore and junior...Recognized on the Jim Thorpe Award Watch List as a senior and a junior and was named to the Bronko Nagurski Award Watch List as a junior...Majored in kinesiology...Played at Camden (N.J.) High School.

## SEAN CHANDLER'S NFL REGULAR SEASON DEFENSIVE STATISTICS

		TACKLES									INTERCEPTIONS					O. FUMB			ST			MISC					
DATE	TEAM	GP	GS	TK	S	A	TFL	YDS	SK	YDS	QBH	NO	YDS	LG	TD	PD	FF	FR	YDS	TK	S	A	FF	FR	S	A	
2018	Giants	16	0	16	14	2	1	1.0	1.0	2	0	0	0	0	1	0	0	1	0	2	2	0	0	0	0	0	0
2019	Giants	13	0	4	1	3	0	0.0	0.0	0	0	0	0	0	0	0	0	1	0	3	2	1	0	0	0	0	
2020	Giants	3	0	1	1	0	0	0.0	0.0	0	0	0	0	0	0	0	0	0	0	0	0	0	0	0	0	0	
2020	Panthers	0	0	0	0	0	0	0.0	0.0	0	0	0	0	0	0	0	0	0	0	0	0	0	0	0	0	0	
2020	TOTAL	3	0	1	1	0	0	0.0	0.0	0	0	0	0	0	0	0	0	0	0	0	0	0	0	0	0	0	
NFL TOTALS		32	0	21	16	5	1	1.0	1.0	2	0	0	0	0	1	0	2	0	5	4	1	0	0	0	0	0	0

## SINGLE-GAME HIGHS: DEFENSIVE

**Total Tackles** 5 vs. Dallas Cowboys, Dec 30, 2018  
**Sacks** 1.0 at Washington, Dec 09, 2018  
**Passes Defended** 1 at Indianapolis Colts, Dec 23, 2018

**Fumble Recoveries** 1 vs. Miami Dolphins, Dec 15, 2019  
 ...1 more at 1.  
**Tackles For Loss** 1 at Washington, Dec 09, 2018  
**Special Teams Tackles** 1 vs. Philadelphia Eagles, Dec 29, 2019  
 ...4 more at 1.

2020 GAME-BY-GAME REGULAR-SEASON STATISTICS (GIANTS/PANTHERS)


TACKLES										INTERCEPTIONS					O. FUMB			ST			MISC							
DATE	OPPONENT	P/S	TK	S	A	SK	YDS	TFL	YDS	QBH	NO	YDS	LG	TD	PD	FF	FR	YDS	TK	S	A	FF	FR	S	A	W/L	SCORE	
09/14	Steelers												PRACTICE SQUAD											L	16-26			
09/20	at Bears												PRACTICE SQUAD											L	13-17			
09/27	49ers												PRACTICE SQUAD											L	9-36			
10/04	at Rams												PRACTICE SQUAD											L	9-17			
10/11	at Cowboys												PRACTICE SQUAD											L	34-37			
10/18	Washington												PRACTICE SQUAD											W	20-19			
10/22	at Eagles												PRACTICE SQUAD											L	21-22			
Went from <b>Giants</b> to <b>Panthers</b> .																												
10/29	Falcons												INACTIVE											L	17-25			
11/08	at Chiefs												GAME INACTIVE											L	31-33			
11/15	Buccaneers												GAME INACTIVE											L	23-46			
11/22	Lions												DID NOT PLAY											W	20-0			
11/29	at Vikings												PRACTICE SQUAD											L	27-28			
12/13	Broncos												PRACTICE SQUAD											L	27-32			
12/19	at Packers												PRACTICE SQUAD											L	16-24			
12/27	at Washington												PRACTICE SQUAD											W	20-13			
01/03	Saints												PRACTICE SQUAD											L	7-33			
2020 TOTALS			0	0	0	0.0	0.0	0	0	0	0	0	0	0	0	0	0	0	0	0	0	0	0	0	0	0	3-13	

2019 GAME-BY-GAME REGULAR-SEASON STATISTICS (GIANTS)

			TACKLES							INTERCEPTIONS					O. FUMB			ST			MISC						
DATE	OPPONENT	P/S	TK	S	A	SK	YDS	TFL	YDS	QBH	NO	YDS	LG	TD	PD	FF	FR	YDS	TK	S	A	FF	FR	S	A	W/L	SCORE
09/08	at Cowboys	P	0	0	0	0.0	0.0	0	0	0	0	0	0	0	0	0	0	0	0	0	0	0	0	0	0	L	17-35
09/15	Bills	P	0	0	0	0.0	0.0	0	0	0	0	0	0	0	0	0	0	0	0	0	0	0	0	0	0	L	14-28
09/22	at Buccaneers	P	0	0	0	0.0	0.0	0	0	0	0	0	0	0	0	0	0	0	0	0	0	0	0	0	0	W	32-31
09/29	Washington	P	1	0	1	0.0	0.0	0	0	0	0	0	0	0	0	0	0	0	0	0	0	0	0	0	0	W	24-3
10/06	Vikings	P	3	1	2	0.0	0.0	0	0	0	0	0	0	0	0	0	0	0	0	1	1	0	0	0	0	L	10-28
10/10	at Patriots	P	0	0	0	0.0	0.0	0	0	0	0	0	0	0	0	0	0	0	0	0	0	0	0	0	0	L	14-35
10/20	Cardinals	P	0	0	0	0.0	0.0	0	0	0	0	0	0	0	0	0	0	0	0	0	0	0	0	0	0	L	21-27
10/27	at Lions	P	0	0	0	0.0	0.0	0	0	0	0	0	0	0	0	0	0	0	0	0	0	0	0	0	0	L	26-31
11/04	Cowboys	P	0	0	0	0.0	0.0	0	0	0	0	0	0	0	0	0	0	0	0	0	0	0	0	0	0	L	18-37
11/10	at Jets		DID NOT PLAY																							L	27-34
11/24	at Bears		DID NOT PLAY																							L	14-19
12/01	Packers		DID NOT PLAY																							L	13-31
12/09	at Eagles	P	0	0	0	0.0	0.0	0	0	0	0	0	0	0	0	0	0	0	0	1	0	1	0	0	0	L	17-23+
12/15	Dolphins	P	0	0	0	0.0	0.0	0	0	0	0	0	0	0	0	0	0	1	0	0	0	0	0	0	0	W	36-20
12/22	at Washington	P	0	0	0	0.0	0.0	0	0	0	0	0	0	0	0	0	0	0	0	0	0	0	0	0	0	W	41-35+
12/29	Eagles	P	0	0	0	0.0	0.0	0	0	0	0	0	0	0	0	0	0	0	0	1	1	0	0	0	0	L	17-34
2019 TOTALS			13-0	4	1	3	0.0	0.0	0	0	0	0	0	0	0	0	0	1	0	3	2	1	0	0	0	0	4-12
+ - Overtime																											

2018 GAME-BY-GAME REGULAR-SEASON STATISTICS (GIANTS)

			TACKLES							INTERCEPTIONS					O. FUMB			ST			MISC							
DATE	OPPONENT	P/S	TK	S	A	SK	YDS	TFL	YDS	QBH	NO	YDS	LG	TD	PD	FF	FR	YDS	TK	S	A	FF	FR	S	A	W/L	SCORE	
09/09	Jaguars	P	0	0	0	0.0	0.0	0	0	0	0	0	0	0	0	0	0	0	0	0	0	0	0	0	0	0	L	15-20
09/16	at Cowboys	P	0	0	0	0.0	0.0	0	0	0	0	0	0	0	0	0	0	0	0	0	0	0	0	0	0	0	L	13-20
09/23	at Texans	P	0	0	0	0.0	0.0	0	0	0	0	0	0	0	0	0	0	0	0	0	0	0	0	0	0	0	W	27-22
09/30	Saints	P	1	1	0	0.0	0.0	0	0	0	0	0	0	0	0	0	0	0	0	0	0	0	0	0	0	0	L	18-33
10/07	at Panthers	P	0	0	0	0.0	0.0	0	0	0	0	0	0	0	0	0	0	0	0	0	0	0	0	0	0	0	L	31-33
10/11	Eagles	P	0	0	0	0.0	0.0	0	0	0	0	0	0	0	0	0	0	0	1	1	0	0	0	0	0	0	L	13-34
10/22	at Falcons	P	0	0	0	0.0	0.0	0	0	0	0	0	0	0	0	0	0	0	0	0	0	0	0	0	0	0	L	20-23
10/28	Washington	P	2	2	0	0.0	0.0	0	0	0	0	0	0	0	0	0	0	0	0	0	0	0	0	0	0	0	L	13-20
11/12	at 49ers	P	1	1	0	0.0	0.0	0	0	0	0	0	0	0	0	0	0	0	0	0	0	0	0	0	0	0	W	27-23
11/18	Buccaneers	P	0	0	0	0.0	0.0	0	0	0	0	0	0	0	0	0	0	0	0	0	0	0	0	0	0	0	W	38-35
11/25	at Eagles	P	1	1	0	0.0	0.0	0	0	0	0	0	0	0	0	0	0	0	1	1	0	0	0	0	0	0	L	22-25
12/02	Bears	P	1	1	0	0.0	0.0	0	0	0	0	0	0	0	0	0	0	1	0	0	0	0	0	0	0	0	W	30-27+
12/09	at Washington	P	3	2	1	1.0	1.0	1	1	1	0	0	0	0	0	0	0	0	0	0	0	0	0	0	0	0	W	40-16
12/16	Titans	P	0	0	0	0.0	0.0	0	0	0	0	0	0	0	0	0	0	0	0	0	0	0	0	0	0	0	L	0-17
12/23	at Colts	P	2	2	0	0.0	0.0	0	0	1	0	0	0	0	1	0	0	0	0	0	0	0	0	0	0	0	L	27-28
12/30	Cowboys	P	5	4	1	0.0	0.0	0	0	0	0	0	0	0	0	0	0	0	0	0	0	0	0	0	0	0	L	35-36
2018 TOTALS			16-0	16	14	2	1.0	1.0	1	1	2	0	0	0	0	1	0	1	0	2	2	0	0	0	0	0	0	5-11
+ - Overtime																												



**JOSEPH CHARLTON**  
**6'5" // 190**  
**SOUTH CAROLINA**  
**COLUMBIA, S.C.**

**3**  
**P**

EXPERIENCE (YEARS)		BIRTHDATE	ACQUIRED
NFL	PANTHERS	4.7.97	FA-20
2	2		

## NFL RANKINGS

- Punts inside the 20 average of 46.7 ranked fourth in the NFL in 2020.

## FRANCHISE RANKINGS

- Tied franchise record with five punts inside the 20 in Week 16 at Washington.
- Finished 2020 with second-highest inside the 20 average for a single season (46.7) in franchise history.
- His net punting average (40.8) ranked fourth all-time for a single season in franchise history.
- Part of a team record for fewest punts (45) in a season (2020) in franchise history.

## HONORS

- Earned NFC Special Teams Player of the Week in 2020 Week 16 at Washington.

## PRO CAREER

- Punted in all 16 games in rookie season with Carolina, making 45 punts for a net punting average of 40.8, fourth-best for a single season in franchise history...Landed 21 punts inside the 20 for a 46.7 inside the 20 average, fourth-best in the NFL in 2020...Part of a team record for fewest punts (45) in a season in franchise history.

## TRANSACTIONS

- Signed as an undrafted free agent with Carolina (7/22/20).

## COLLEGE & PERSONAL

- Four-year player at the University of South Carolina ... Owns the school record for career punting average at 45.5 yards... owns the top two single-season punting marks, setting the record in 2018 with a 44.8-yard average, then surpassing that by nearly three yards per punt in 2019 with a 47.7-yard average... named the Jim Carlen MVP for Special Teams in three consecutive seasons (2017-19) ... two-time member of the SEC Fall Academic Honor Roll...Went to A.C. Flora High School in Columbia, S.C.

## JOSEPH CHARLTON'S NFL REGULAR SEASON PUNTING STATISTICS

DATE	TEAM	GP	NO.	YDS.	AVG.	OPP. RET.	YDS.	NET YDS.	AVG.	TB	IN20	LG	BK
2020	Panthers	16	45	2,082	46.3	18	184	1,838	40.8	3	21	67	0
NFL TOTALS		16	45	2,082	46.3	18	184	1,838	40.8	3	21	67	0

## SINGLE-GAME HIGHS: PUNTER

Punts	5 at Washington, Dec 27, 2020
Gross Punting Yards	235 at Washington, Dec 27, 2020
Gross Punting Avg	54.3 vs. Tampa Bay Buccaneers, Nov 15, 2020
Net Punting Yards	235 at Washington, Dec 27, 2020
Net Punting Avg	54.3 vs. Tampa Bay Buccaneers, Nov 15, 2020

### Longest Punts


67 at Washington, Dec 27, 2020  
...1 more at 67.

### Inside the 20 Pass Attempts Pass Completions Yards Passing

5 at Washington, Dec 27, 2020  
1 at Kansas City Chiefs, Nov 08, 2020  
1 at Kansas City Chiefs, Nov 08, 2020  
28 at Kansas City Chiefs, Nov 08, 2020

## 2020 GAME-BY-GAME REGULAR-SEASON STATISTICS (PANTHERS)

DATE	OPPONENT		NO.	YDS.	AVG.	OPP. RET.	YDS.	NET YDS.	AVG	TB	IN20	LG	BK	W/L	SCORE
09/13	Raiders	P	2	120	60.0	2	37	83	41.5	0	0	60	0	L	30-34
09/20	at Buccaneers	P	2	101	50.5	1	0	81	40.5	1	1	57	0	L	17-31
09/27	at Chargers	P	4	189	47.3	2	10	179	44.8	0	1	52	0	W	21-16
10/04	Cardinals	P	1	42	42.0	0	0	42	42.0	0	1	42	0	W	31-21
10/11	at Falcons	P	3	134	44.7	1	3	111	37.0	1	1	54	0	W	23-16
10/18	Bears	P	1	49	49.0	1	0	49	49.0	0	0	49	0	L	16-23
10/25	at Saints	P	1	51	51.0	1	4	47	47.0	0	1	51	0	L	24-27
10/29	Falcons	P	2	78	39.0	0	0	78	39.0	0	2	45	0	L	17-25
11/08	at Chiefs	P	2	65	32.5	1	6	59	29.5	0	0	44	0	L	31-33
11/15	Buccaneers	P	4	217	54.3	0	0	217	54.3	0	2	67	0	L	23-46
11/22	Lions	P	4	189	47.3	2	16	153	38.3	1	0	53	0	W	20-0
11/29	at Vikings	P	3	116	38.7	2	0	116	38.7	0	3	44	0	L	27-28
12/13	Broncos	P	4	174	43.5	1	83	91	22.8	0	2	56	0	L	27-32
12/19	at Packers	P	4	183	45.8	1	5	178	44.5	0	2	50	0	L	16-24
12/27	at Washington	P	5	235	47.0	1	0	235	47.0	0	5	67	0	W	20-13
01/03	Saints	P	3	139	46.3	2	20	119	39.7	0	0	51	0	L	7-33
<b>2020 TOTALS</b>			<b>16</b>	<b>45</b>	<b>2,082</b>	<b>46.3</b>	<b>18</b>	<b>184</b>	<b>1,838</b>	<b>40.8</b>	<b>3</b>	<b>21</b>	<b>67</b>	<b>0</b>	<b>5-11</b>



**JEREMY CHINN**  
**6'3" // 220**  
**SOUTHERN ILLINOIS**  
**FISHERS, IND.**

**21**  
**S**

EXPERIENCE (YEARS)		BIRTHDATE	ACQUIRED
NFL	PANTHERS	2.26.98	D2B-20
2	2		

## NFL RANKINGS

- Scored two fumble recovery touchdowns on back-to-back plays from scrimmage, becoming the first player in the Super Bowl era with two fumble recovery TDs in the same game and also the fastest two defensive touchdowns (10 seconds of game time) in the Super Bowl era.
- Became fifth NFL player and first rookie with at least 100 tackles, two defensive touchdowns, 1.0 sack, one interception, one forced fumble, one fumble recovery and one tackle for loss in a season (since 2000 when tackles are official).
- Led all NFL rookies with 116 tackles in 2020.

## FRANCHISE RANKINGS

- Finished with third-most tackles by a rookie in a season in franchise history.
- Became first player to score two defensive TDs in a regular-season game in franchise history.
- One of two players in franchise history (James Anderson, 2010) with two fumble recoveries and 10+ tackles in the same regular-season game.

## HONORS

- PFWA All-Rookie Team (2020)
- Two-time NFL Defensive Rookie of the Month (October, November)...First Panther to ever win the award twice in their rookie season.

## PRO CAREER

- Started and played in 15 games in rookie season in Carolina in 2020...Led team with 116 tackles, two defensive touchdowns and two fumble recoveries while making an interception, five pass deflections and two forced fumbles.

## TRANSACTIONS

- Drafted by the Panthers with the 64th overall pick (second round) of the 2020 draft.

## COLLEGE & PERSONAL

- Spent four years at Southern Illinois University, where he totaled 243 career tackles, 13 interceptions, 31 passes defended, six forced fumbles, two fumble recoveries and 1.0 sack...Earned consensus All-American honors at the FCS level as a senior in 2019...First-Team All-Missouri Valley Football Conference...Participated in the Senior Bowl and invited to the NFL Scouting Combine...Tallied 71 tackles, four interceptions and three PBUs on the year...Earned First-Team All-MVFC as a junior in 2018...Led the team with 3 interceptions and 95 interception return yards...Ranked 2nd on the team in tackles with 55...Recorded a team-high 9 pass breakups...Second-Team All-MVFC as a sophomore in 2017...Started all 11 games at safety...Team's third-leading tackler with 66 stops...Added three interceptions, six pass breakups, four forced fumbles and one fumble recovery...Named First-Team Freshman All-American by HERO Sports in 2016...MVFC All-Newcomer Team...Played in 8 games and started 6...Recorded 51 tackles and three interceptions...Attended Fishers High School in Fishers, Indiana...Set school records for interceptions in a season, interception return yards in a season and interceptions in a career...Had seven career interceptions and four in his senior season...Nephew of NFL Hall of Fame safety Steve Atwater...Majored in exercise science.

## JEREMY CHINN'S NFL REGULAR SEASON DEFENSIVE STATISTICS

		TACKLES										INTERCEPTIONS					O. FUMB			ST			MISC				
DATE	TEAM	GP	GS	TK	S	A	TFL	YDS	SK	YDS	QBH	NO	YDS	LG	TD	PD	FF	FR	YDS	TK	S	A	FF	FR	S	A	
2020	Panthers	15	15	116	68	48	2	3	1.0	11.0	5	1	0	0	0	5	2	2	45	1	0	1	0	0	0	0	0
NFL TOTALS		15	15	116	68	48	2	3	1.0	11.0	5	1	0	0	0	5	2	2	45	1	0	1	0	0	0	0	0

## SINGLE-GAME HIGHS: DEFENSIVE


**Total Tackles** 13 at Minnesota Vikings, Nov 29, 2020  
**Sacks** 1.0 vs. Denver Broncos, Dec 13, 2020  
**Passes Defended** 2 vs. Chicago Bears, Oct 18, 2020  
**Forced Fumbles** 1 vs. Denver Broncos, Dec 13, 2020  
 ...1 more at 1.

**Fumble Recoveries** 2 at Minnesota Vikings, Nov 29, 2020  
**Tackles For Loss** 1 vs. Denver Broncos, Dec 13, 2020  
 ...1 more at 1.  
**Interceptions** 1 vs. Chicago Bears, Oct 18, 2020  
**Special Teams Tackles** 1 at Tampa Bay Buccaneers, Sep 20, 2020

2020 GAME-BY-GAME REGULAR-SEASON STATISTICS (PANTHERS)

DATE	OPPONENT	P/S	TACKLES							INTERCEPTIONS					O. FUMB			ST			MISC			SCORE			
			TK	S	A	SK	YDS	TFL	YDS	QBH	NO	YDS	LG	TD	PD	FF	FR	YDS	TK	S	A	FF	FR		S	A	W/L
09/13	Raiders	S	8	7	1	0.0	0.0	0	0	0	0	0	0	0	0	0	0	0	0	0	0	0	0	0	L	30-34	
09/20	at Buccaneers	S	6	1	5	0.0	0.0	0	0	0	0	0	0	0	0	0	0	1	0	1	0	0	0	0	L	17-31	
09/27	at Chargers	S	12	6	6	0.0	0.0	1	3	1	0	0	0	0	0	0	0	0	0	0	0	0	0	0	W	21-16	
10/04	Cardinals	S	8	5	3	0.0	0.0	0	0	0	0	0	0	0	0	0	0	0	0	0	0	0	0	0	W	31-21	
10/11	at Falcons	S	9	5	4	0.0	0.0	0	0	0	0	0	0	0	1	0	0	0	0	0	0	0	0	0	W	23-16	
10/18	Bears	S	5	4	1	0.0	0.0	0	0	0	1	0	0	2	0	0	0	0	0	0	0	0	0	0	L	16-23	
10/25	at Saints	S	8	4	4	0.0	0.0	0	0	0	0	0	0	1	0	0	0	0	0	0	0	0	0	0	L	24-27	
10/29	Falcons	S	10	6	4	0.0	0.0	0	0	1	0	0	0	0	1	0	0	0	0	0	0	0	0	0	L	17-25	
11/08	at Chiefs		GAME INACTIVE																							L	31-33
11/15	Buccaneers	S	3	2	1	0.0	0.0	0	0	0	0	0	0	0	0	0	0	0	0	0	0	0	0	0	L	23-46	
11/22	Lions	S	4	2	2	0.0	0.0	0	0	0	0	0	0	0	0	0	0	0	0	0	0	0	0	0	W	20-0	
11/29	at Vikings	S	13	7	6	0.0	0.0	0	0	1	0	0	0	0	0	1	2	45	0	0	0	0	0	0	0	L	27-28
12/13	Broncos	S	8	7	1	1.0	11.0	1	0	1	0	0	0	0	0	1	0	0	0	0	0	0	0	0	L	27-32	
12/19	at Packers	S	7	5	2	0.0	0.0	0	0	0	0	0	0	0	0	0	0	0	0	0	0	0	0	0	L	16-24	
12/27	at Washington	S	8	6	2	0.0	0.0	0	0	0	0	0	0	0	0	0	0	0	0	0	0	0	0	0	W	20-13	
01/03	Saints	S	7	1	6	0.0	0.0	0	0	1	0	0	0	0	0	0	0	0	0	0	0	0	0	0	L	7-33	
2020 TOTALS			15-15	116	68	48	1.0	11.0	2	3	5	1	0	0	5	2	2	45	1	0	1	0	0	0	0	5-11	





**DENNIS DALEY**  
**6'6" // 325**  
**SOUTH CAROLINA**  
**COLUMBIA, S.C.**

**65**  
**G**

EXPERIENCE (YEARS)		BIRTHDATE	ACQUIRED
<b>NFL</b>	<b>PANTHERS</b>	<b>8.7.96</b>	<b>D6-19</b>
<b>3</b>	<b>3</b>		

## PRO CAREER

- Played in five games, starting three at left guard, for Carolina in 2020 before landing on the reserve/injured list.
- Played in 14 games with nine starts for Carolina in his rookie season in 2019...Part of an offensive line that helped Christian McCaffrey become the third player in NFL history with over 1,000 yards rushing and 1,000 yards receiving.

## TRANSACTIONS


- Drafted in the sixth round (212th overall) in the 2019 NFL Draft by Carolina...Placed on the reserve/injured list (12/22/20).

## COLLEGE & PERSONAL

- Played two seasons at South Carolina after transferring from Georgia Military College...Started 23 of the last 24 games...Played left tackle in 2018 and second half of 2017 after beginning season at guard...Started the first seven games of the 2018 season and was back in the lineup for final five games after an ankle injury...Invited to Senior Bowl at end of 2018 season...Played in 12 games with 11 starts in 2017 for South Carolina...SEC Academic Honor Roll...Transferred from Georgia Military College where he started in 2016 and 2015...Attended Ridge View High School in Columbia, S.C.

## DENNIS DALEY'S NFL REGULAR SEASON STATISTICS

DATE	TEAM	GP	GS
2019	Panthers	14	9
2020	Panthers	5	3
NFL TOTALS		19	12



**SAM DARNOLD**  
**6'3" // 225**  
**SOUTHERN CALIFORNIA**  
**CAPISTRANO BEACH, CA**

**14**  
**QB**

EXPERIENCE (YEARS)		BIRTHDATE	ACQUIRED
NFL	PANTHERS	6.5.97	TR-21 NYJ
4	1		

## PRO CAREER

- Threw for over 8,000 yards in three seasons with the New York Jets from 2018-20... Drafted third overall in the 2018 NFL Draft out of Southern Cal.
- In 2020, started 12 games and threw for 2,208 yards with nine touchdowns and 11 interceptions.
- Posted best season in 2019 with 13 starts and 3,024 passing yards with 19 passing touchdowns and 13 interceptions... Averaged 232.6 passing yards per game and registered a passer rating of 84.3... Earned AFC Offensive Player of the Week honors in Week 6 against Dallas after throwing for 338 yards, including a 92-yard touchdown to Robby Anderson... Led the Jets to a 6-2 record over the final eight games, tied for the most quarterback wins in the NFL during that span, while also ranking in the top 10 in touchdown percentage, interception percentage and passer rating over those games.
- In rookie season in 2018, started 13 games and threw for 2,865 yards with 17 touchdowns and 15 interceptions... Set a Jets franchise record for highest passer rating by a rookie quarterback (77.6)... At just over 21 years old, was the youngest quarterback to start a season opener since the 1970 merger.

## HONORS

- AFC Offensive Player of the Week (2019 – Week 6)

## TRANSACTIONS

- Selected by the New York Jets in the first round (3rd overall) of the 2018 NFL Draft... Acquired by Carolina via trade (4/5/21).

## COLLEGE & PERSONAL

- Played two seasons at Southern Cal after redshirting in 2015... Totaled 7,229 passing yards, 57 touchdowns and 22 interceptions... Also ran for 332 yards and seven touchdowns... In 2017, threw for over 4,000 yards and earned MVP honors in the Pac-12 championship game, a 31-28 win over Stanford... Helped Trojans advance to 2017 Cotton Bowl... In 2016, Darnold became the first-ever freshman to win the Archie Griffin Award, earning Freshman All-America honors after leading USC to a Rose Bowl win over Penn State where he set Rose Bowl records for passing touchdowns (5) and total yards (453)... Went to San Clemente HS in San Clemente, Calif.

## SAM DARNOLD'S NFL REGULAR SEASON PASSING/RUSHING STATISTICS

		PASSING														RUSHING				
DATE	TEAM	GP	GS	ATT.	CMP.	PCT.	YDS	AVG.	TD	INT.	LG	SK	LST	RATE	NO.	YDS.	AVG.	LG	TD	
2018	Jets	13	13	414	239	57.7	2,865	6.9	17	15	76t	30	204	77.6	44	138	3.1	28	1	
2019	Jets	13	13	441	273	61.9	3,024	6.9	19	13	92t	33	212	84.3	33	62	1.9	24	2	
2020	Jets	12	12	364	217	59.6	2,208	6.1	9	11	69t	35	234	72.7	37	217	5.9	46t	2	
TOTALS		38	38	1,219	729	59.8	8,097	6.6	45	39	92T	98	650	78.6	114	417	3.7	46T	5	

## SINGLE-GAME HIGHS: QUARTERBACK

Pass Attempts	48 at Cincinnati Bengals, Dec 01, 2019
Pass Completions	28 at Cincinnati Bengals, Dec 01, 2019 ...1 more at 28.
Yards Passing	341 vs. Green Bay Packers, Dec 23, 2018
TD Passes	4 at Washington, Nov 17, 2019
Long Passes	92t vs. Dallas Cowboys, Oct 13, 2019
Completion Percentage	80.0 vs. Indianapolis Colts, Oct 14, 2018

Passer Rating	128.4 vs. Green Bay Packers, Dec 23, 2018
Rush Attempts	7 vs. Cleveland Browns, Dec 27, 2020
Rushing Yards	84 vs. Denver Broncos, Oct 01, 2020
Longest Runs	46t vs. Denver Broncos, Oct 01, 2020
Rushing TDs	1 vs. Las Vegas Raiders, Dec 06, 2020 ...4 more at 1.

300-YARD PASSING GAMES (4): REGULAR SEASON

DATE	TEAM	NO.	YDS.	AVG.	LG	TD
09/16/18	DOLPHINS	25	334	13.4	44	1
12/23/18	PACKERS	24	341	14.2	33t	3
10/13/19	COWBOYS	23	338	14.7	92t	2
11/24/19	RAIDERS	20	315	15.8	69	2

2020 GAME-BY-GAME REGULAR-SEASON STATISTICS (JETS)

DATE	OPPONENT	P/S	PASSING											RUSHING						SCORE
			ATT	CMP	YDS	PCT	Y/A	Y/C	TD	INT	LG	SK/YD	RATE	ATT	YDS	LG	TD	W/L		
09/13	at Bills	S	35	21	215	60.0	6.1	10.2	1	1	69t	3/13	75.3	1	6	6	0	L	17-27	
09/20	49ers	S	32	21	179	65.6	5.6	8.5	1	0	30t	1/6	90.5	2	7	8	0	L	13-31	
09/27	at Colts	S	29	17	168	58.6	5.8	9.9	1	3	28	2/17	47.0	5	20	8	0	L	7-36	
10/01	Broncos	S	42	23	230	54.8	5.5	10.0	0	0	35	6/54	70.5	6	84	46t	1	L	28-37	
10/11	Cardinals		ON INACTIVE LIST																L	10-30
10/18	at Dolphins		ON INACTIVE LIST																L	0-24
10/25	Bills	S	23	12	120	52.2	5.2	10.0	0	2	22	6/29	31.1	0	0	0	0	L	10-18	
11/01	at Chiefs	S	30	18	133	60.0	4.4	7.4	0	0	27	1/5	70.6	4	21	6	0	L	9-35	
11/09	Patriots		ON INACTIVE LIST																L	27-30
11/22	at Chargers		ON INACTIVE LIST																L	28-34
11/29	Dolphins	S	27	16	197	59.3	7.3	12.3	0	2	37	3/24	51.0	2	9	5	0	L	3-20	
12/06	Raiders	S	23	14	186	60.9	8.1	13.3	2	1	25	3/16	97.4	3	26	17	1	L	28-31	
12/13	at Seahawks	S	26	14	132	53.8	5.1	9.4	0	0	34	3/16	68.1	1	3	3	0	L	3-40	
12/20	at Rams	S	31	22	207	71.0	6.7	9.4	1	0	24	2/11	99.8	5	18	12	0	W	23-20	
12/27	Browns	S	32	16	175	50.0	5.5	10.9	2	0	30t	2/16	87.4	7	20	11	0	W	23-16	
01/03	at Patriots	S	34	23	266	67.6	7.8	11.6	1	2	53	3/27	76.3	1	3	3	0	L	14-28	
2020 TOTALS		12-12	364	217	2,208	59.6	6.1	10.2	9	11	69T	35/234	72.7	37	217	46T	2	2-14		


2019 GAME-BY-GAME REGULAR-SEASON STATISTICS (JETS)

DATE	OPPONENT	P/S	PASSING											RUSHING						SCORE
			ATT	CMP	YDS	PCT	Y/A	Y/C	TD	INT	LG	SK/YD	RATE	ATT	YDS	LG	TD	W/L		
09/08	Bills	S	41	28	175	68.3	4.3	6.3	1	0	19	4/20	84.9	1	0	0	0	L	16-17	
09/16	Browns		ON INACTIVE LIST															L	3-23	
09/22	at Patriots		ON INACTIVE LIST															L	14-30	
10/06	at Eagles		ON INACTIVE LIST															L	6-31	
10/13	Cowboys	S	32	23	338	71.9	10.6	14.7	2	1	92t	2/12	113.8	5	1	3	0	W	24-22	
10/21	Patriots	S	32	11	86	34.4	2.7	7.8	0	4	20	1/13	3.6	2	-1	0	0	L	0-33	
10/27	at Jaguars	S	30	21	218	70.0	7.3	10.4	2	3	24t	8/51	73.3	1	-1	-1	0	L	15-29	
11/03	at Dolphins	S	39	27	260	69.2	6.7	9.6	1	1	22	3/22	85.4	2	1	1	0	L	18-26	
11/10	Giants	S	30	19	230	63.3	7.7	12.1	1	0	47	2/12	97.9	3	25	24	1	W	34-27	
11/17	at Washington	S	30	19	293	63.3	9.8	15.4	4	1	45	2/8	121.2	2	-3	-1	0	W	34-17	
11/24	Raiders	S	29	20	315	69.0	10.9	15.8	2	0	69	1/2	127.8	4	16	8	1	W	34-3	
12/01	at Bengals	S	48	28	239	58.3	5.0	8.5	0	0	20	4/30	71.4	2	9	7	0	L	6-22	
12/08	Dolphins	S	36	20	270	55.6	7.5	13.5	2	1	39	1/8	86.6	3	3	4	0	W	22-21	
12/12	at Ravens	S	32	18	218	56.3	6.8	12.1	2	1	41	1/11	85.2	1	11	11	0	L	21-42	
12/22	Steelers	S	26	16	183	61.5	7.0	11.4	1	0	32	2/9	95.5	4	3	4	0	W	16-10	
12/29	at Bills	S	36	23	199	63.9	5.5	8.7	1	1	24	2/14	76.0	3	-2	0	0	W	13-6	
2019 TOTALS		13-13	441	273	3,024	61.9	6.9	11.1	19	13	92T	33/212	84.3	33	62	24	2	7-9		

2018 GAME-BY-GAME REGULAR-SEASON STATISTICS (JETS)

DATE	OPPONENT	P/S	PASSING											RUSHING							SCORE
			ATT	CMP	YDS	PCT	Y/A	Y/C	TD	INT	LG	SK/YD	RATE	ATT	YDS	LG	TD	W/L			
09/10	at Lions	S	21	16	198	76.2	9.4	12.4	2	1	41t	2/18	116.8	6	-1	6	0	W	48-17		
09/16	Dolphins	S	41	25	334	61.0	8.1	13.4	1	2	44	3/14	74.6	2	1	1	0	L	12-20		
09/20	at Browns	S	31	15	169	48.4	5.5	11.3	0	2	25	2/8	38.2	0	0	0	0	L	17-21		
09/30	at Jaguars	S	34	17	167	50.0	4.9	9.8	1	0	42	3/23	74.0	2	8	5	0	L	12-31		
10/07	Broncos	S	22	10	198	45.5	9.0	19.8	3	1	76t	1/9	98.1	3	5	3	0	W	34-16		
10/14	Colts	S	30	24	280	80.0	9.3	11.7	2	1	32t	2/13	113.9	6	8	6	0	W	42-34		
10/21	Vikings	S	42	17	206	40.5	4.9	12.1	1	3	35	3/14	34.4	6	18	10	1	L	17-37		
10/28	at Bears	S	29	14	153	48.3	5.3	10.9	1	0	29	1/3	75.8	5	22	13	0	L	10-24		
11/04	at Dolphins	S	39	21	229	53.8	5.9	10.9	0	4	28	4/27	31.8	0	0	0	0	L	6-13		
11/11	Bills		ON INACTIVE LIST															L	10-41		
11/25	Patriots		ON INACTIVE LIST															L	13-27		
12/02	at Titans		ON INACTIVE LIST															L	22-26		
12/09	at Bills	S	24	16	170	66.7	7.1	10.6	1	1	37	0/0	83.7	4	10	9	0	W	27-23		
12/15	Texans	S	38	24	253	63.2	6.7	10.5	2	0	26	3/25	100.0	6	35	14	0	L	22-29		
12/23	Packers	S	35	24	341	68.6	9.7	14.2	3	0	33t	2/18	128.4	3	4	3	0	L	38-44+		
12/30	at Patriots	S	28	16	167	57.1	6.0	10.4	0	0	25	4/32	74.6	1	28	28	0	L	3-38		
2018 TOTALS			13-13	414	239	2,865	57.7	6.9	12.0	17	15	76T	30/204	77.6	44	138	28	1	4-12		

+ - Overtime



**PAT  
ELFLEIN**  
**6'3" // 305**  
**OHIO STATE**  
**PICKERINGTON, OH**

**60**  
**G**

EXPERIENCE (YEARS)		BIRTHDATE	ACQUIRED
<b>NFL</b>	<b>PANTHERS</b>	<b>7.6.94</b>	<b>FA-21</b>
<b>5</b>	<b>1</b>		

## PRO CAREER

- Played 50 games with 49 starts for Minnesota (2017-20) and the New York Jets (2020) since 2017.
- Started six games for the Jets at the end of the 2020 season after being claimed by New York in November.
- Started just one game for Minnesota in 2020 before being placed on injured reserve with a thumb injury.
- In 2019, started 15 games at left guard for Minnesota, his first season playing guard...Part of an offensive line that allowed just one or fewer sacks in 11 games, a Vikings record...Started in two playoff games.
- Played in 14 games with 13 starts at center for the Vikings in 2018...Helped QB Kirk Cousins become the first NFL player to throw for 4,000 yards, 30 TDs, 10 or fewer INTs and 70.0 percent completion rate in one season.
- Earned All-PFWA Rookie honors in 2017...Started 14 games at center and two games in the playoffs...Helped Vikings rank second in the league with a 67.7 completion percentage and seventh in fewest sacks allowed (1.7).

## HONORS

- PFWA All-Rookie Team (2017)

## TRANSACTIONS

- Drafted by New York Jets in third round (70th) and immediately traded to Minnesota in 2017 NFL Draft...Placed on IR with thumb injury by Minnesota (10/26/20)...Activated from IR from Minnesota (11/13/20)...Waived by Minnesota (11/14/20)...Claimed off waivers by New York Jets (11/15/20)...Signed as an unrestricted free agent by Carolina (3/17/21).

## COLLEGE & PERSONAL


- Played at Ohio State from 2013-16, appearing in 53 games and starting 42, including 41 straight...Won Rimington Award in 2016, given to college football's top center...Finalist for Outland Trophy in 2016...Three-time All-Big 10 First Team honoree...Helped Ohio State lead the Big 10 in scoring and yards in 2016...Started 15 games in Ohio State's national championship run in 2014...Attended Pickerington North HS in Pickerington, Ohio.

## PAT ELFLEIN'S NFL REGULAR SEASON STATISTICS

DATE	TEAM	GP	GS
2017	Vikings	14	14
2018	Vikings	14	13
2019	Vikings	15	15
2020	Vikings	1	1
<b>NFL TOTALS</b>		<b>44</b>	<b>43</b>

## PAT ELFLEIN'S NFL POSTSEASON STATISTICS

DATE	TEAM	GP	GS
2017	Vikings	2	2
2019	Vikings	2	2
<b>NFL TOTALS</b>		<b>4</b>	<b>4</b>



**CAMERON  
ERVING**  
**6'5" // 315**  
**FLORIDA STATE**  
**MOULTRIE, GA.**

**75**  
**T**

EXPERIENCE (YEARS)		BIRTHDATE	ACQUIRED
NFL	PANTHERS	8.23.92	FA-21
7	1		

## PRO CAREER

- In 2020, started five games with six appearances at tackle for Dallas... Battled injury with two stints on IR with knee injuries.
- Played in 13 games with eight starts at left tackle for Kansas City in 2019...Part of an offensive line that allowed just 25.0 sacks, third-fewest in NFL...Played as reserve lineman in Chiefs victory in Super Bowl LIV.
- Started 13 games with 14 games played in 2018 as Kansas City led the NFL with 425.6 yards per game.
- Traded to Kansas City in the preseason of 2017 from Cleveland...Played in 13 games with four starts, three at right guard and one at left tackle.
- Played in 29 games, starting 17, in his first two seasons in Cleveland in 2015 and 2016. Saw action at center and both guard positions...Helped Cleveland rank second in the NFL with a 4.89 rushing average in 2016.

## TRANSACTIONS

- Drafted in the first round (19th overall) of the 2015 NFL Draft by Cleveland...Traded to Kansas City from Cleveland (8/30/17)...Signed as a free agent with Dallas (3/25/20)...Signed as a free agent with Carolina (3/18/21).

## COLLEGE & PERSONAL


- Played in 55 games at Florida State, making 42 consecutive starts, including every one of Florida State's 29-game winning streak that stretched over the course of the 2013 and 2014 seasons...Two-time winner of the Jacobs Blocking Trophy given to the ACC's top blocker...Earned All-America honors in 2013...All-ACC as both a center and left tackle in consecutive seasons...Started career as defensive lineman...Went to Colquitt County High School in Moultrie, Ga.

## CAMERON ERVING'S NFL REGULAR SEASON STATISTICS

DATE	TEAM	GP	GS
2015	Browns	16	4
2016	Browns	13	13
2017	Chiefs	13	4
2018	Chiefs	14	13
2019	Chiefs	13	8
2020	Cowboys	6	5
NFL TOTALS		75	47

## CAMERON ERVING'S NFL POSTSEASON STATISTICS

DATE	TEAM	GP	GS
2017	Chiefs	0	0
2018	Chiefs	2	2
2019	Chiefs	1	0
NFL TOTALS		3	2



**MORGAN FOX**  
**6'3" // 260**  
**COLORADO STATE PUEBLO**  
**FOUNTAIN, COLO.**

**91**  
**DE**

**EXPERIENCE (YEARS)**

**NFL** **PANTHERS**  
**6** **1**

**BIRTHDATE**  
**9.12.94**

**ACQUIRED**  
**FA-21**

## NFL RANKINGS

- Tied for sixth among NFL defensive linemen with eight tackles for loss in 2020.

## PRO CAREER

- Posted career-best numbers in 2020 with the Rams, playing in 16 games with two starts...Finished with 27 tackles, eight tackles for loss and 6.0 sacks...Had nine QB hits...In Wild Card round of playoffs vs. Seattle, posted a sack and two tackles for loss.
- Played in 16 games with three starts for Los Angeles in 2019...Made 18 tackles, including three for loss with 2.0 sacks.
- Tallied 2.5 sacks and 19 tackles in 16 games played in 2017 with Los Angeles.
- Played in four games during rookie season in 2016, making five tackles.

## TRANSACTIONS

- Signed as an undrafted free agent with Los Angeles Rams (5/4/16)...Waived by Los Angeles (9/3/16)...Signed to Rams practice squad (9/4/16)...Promoted to active roster (10/8/16)...Released and re-signed to practice squad (10/11/16)...Signed to active roster (12/15/16)...Placed on injured reserve with knee injury (8/31/18)...Signed as a free agent with the Rams (5/15/19)...Signed as an unrestricted free agent with Carolina (3/19/21).

## COLLEGE & PERSONAL

- Played at Division II Colorado State-Pueblo from 2012-15...Part of a team that won a Division II national championship in 2014...Earned All-RMAC honors...Went to Fountain-Fort Carson HS in Fountain, Colo.

## MORGAN FOX'S NFL REGULAR SEASON DEFENSIVE STATISTICS

		TACKLES										INTERCEPTIONS					O. FUMB			ST				MISC		
DATE	TEAM	GP	GS	TK	S	A	TFL	YDS	SK	YDS	QBH	NO	YDS	LG	TD	PD	FF	FR	YDS	TK	S	A	FF	FR	S	A
2016	Rams	4	0	5	3	2	1	1	0.0	0.0	2	0	0	0	0	0	1	1	0	0	0	0	0	0	0	0
2017	Rams	16	1	19	14	5	2	15	2.5	13.5	3	0	0	0	0	0	1	1	0	0	0	0	0	0	0	0
2018	Rams	0	0	0	0	0	0	0	0.0	0.0	0	0	0	0	0	0	0	0	0	0	0	0	0	0	0	0
2019	Rams	16	3	18	12	6	3	11	2.0	9.0	3	0	0	0	0	0	0	0	0	0	0	0	0	0	0	0
2020	Rams	16	2	27	21	6	8	60	6.0	56.0	9	0	0	0	0	2	1	1	0	0	0	0	0	0	0	0
NFL TOTALS		52	6	69	50	19	14	87	10.5	78.5	17	0	0	0	0	2	3	3	0	0	0	0	0	0	0	0

## MORGAN FOX'S NFL POSTSEASON DEFENSIVE STATISTICS

		TACKLES										INTERCEPTIONS					O. FUMB			ST				MISC		
DATE	TEAM	GP	GS	TK	S	A	TFL	YDS	SK	YDS	QBH	NO	YDS	LG	TD	PD	FF	FR	YDS	TK	S	A	FF	FR	S	A
2017	Rams	1	0	5	4	1	0	0	0.5	1.5	2	0	0	0	0	0	0	0	0	0	0	0	0	0	0	0
2018	Rams	0	0	0	0	0	0	0	0.0	0.0	0	0	0	0	0	0	0	0	0	0	0	0	0	0	0	0
2020	Rams	2	1	3	3	0	2	6	1.0	6.0	1	0	0	0	0	0	0	0	0	0	0	0	0	0	0	0
NFL TOTALS		3	1	8	7	1	2	6	1.5	7.5	3	0	0	0	0	0	0	0	0	0	0	0	0	0	0	0

## SINGLE-GAME HIGHS: DEFENSIVE

<b>Total Tackles</b>	4 vs. Arizona Cardinals, Jan 03, 2021 ...2 more at 4.
<b>Sacks</b>	1.0 vs. Arizona Cardinals, Jan 03, 2021 ...9 more at 1.0.
<b>Passes Defensed</b>	1 at Tampa Bay Buccaneers, Nov 23, 2020 ...1 more at 1.
<b>Forced Fumbles</b>	1 vs. New York Giants, Oct 04, 2020 ...2 more at 1.

<b>Fumble Recoveries</b>	1 vs. San Francisco 49ers, Nov 29, 2020 ...2 more at 1.
<b>Tackles For Loss Safeties</b>	2 vs. Arizona Cardinals, Jan 03, 2021 1 vs. Indianapolis Colts, Sep 10, 2017



SINGLE-GAME HIGHS - POSTSEASON: DEFENSIVE

Total Tackles 5 vs. Atlanta Falcons, Jan 06, 2018  
2 at Seattle Seahawks, Jan 09, 2021  
1 at Green Bay Packers, Jan 16, 2021  
Sacks 1.0 at Seattle Seahawks, Jan 09, 2021  
0.5 vs. Atlanta Falcons, Jan 06, 2018

Tackles For Loss 2 at Seattle Seahawks, Jan 09, 2021

2020 GAME-BY-GAME REGULAR-SEASON STATISTICS (RAMS)

DATE	OPPONENT	P/S	TACKLES							INTERCEPTIONS				O. FUMB			ST			MISC		SCORE					
			TK	S	A	SK	YDS	TFL	YDS	QBH	NO	YDS	LG	TD	PD	FF	FR	YDS	TK	S	A		FF	FR	S	A	W/L
09/13	Cowboys	P	3	2	1	0.0	0.0	0	0	0	0	0	0	0	1	0	0	0	0	0	0	0	0	0	0	W	20-17
09/20	at Eagles	P	0	0	0	0.0	0.0	0	0	0	0	0	0	0	0	0	0	0	0	0	0	0	0	0	0	W	37-19
09/27	at Bills	P	2	2	0	1.0	12.0	1	12	1	0	0	0	0	0	0	0	0	0	0	0	0	0	0	0	L	32-35
10/04	Giants	P	4	4	0	1.0	11.0	1	11	1	0	0	0	0	0	1	0	0	0	0	0	0	0	0	0	W	17-9
10/11	at Washington	P	2	1	1	0.0	0.0	0	0	0	0	0	0	0	0	0	0	0	0	0	0	0	0	0	0	W	30-10
10/18	at 49ers	P	3	2	1	0.0	0.0	0	0	0	0	0	0	0	0	0	0	0	0	0	0	0	0	0	0	L	16-24
10/26	Bears	P	0	0	0	0.0	0.0	0	0	0	0	0	0	0	0	0	0	0	0	0	0	0	0	0	0	W	24-10
11/01	at Dolphins	P	1	0	1	0.0	0.0	0	0	0	0	0	0	0	0	0	0	0	0	0	0	0	0	0	0	L	17-28
11/15	Seahawks	S	1	1	0	0.0	0.0	1	0	0	0	0	0	0	0	0	0	0	0	0	0	0	0	0	0	W	23-16
11/23	at Buccaneers	P	0	0	0	0.0	0.0	0	0	2	0	0	0	0	1	0	0	0	0	0	0	0	0	0	0	W	27-24
11/29	49ers	P	3	3	0	1.0	11.0	1	11	1	0	0	0	0	0	1	0	0	0	0	0	0	0	0	0	L	20-23
12/06	at Cardinals	P	0	0	0	0.0	0.0	0	0	0	0	0	0	0	0	0	0	0	0	0	0	0	0	0	0	W	38-28
12/10	Patriots	P	2	2	0	1.0	6.0	1	6	2	0	0	0	0	0	0	0	0	0	0	0	0	0	0	0	W	24-3
12/20	Jets	P	2	1	1	1.0	8.0	1	8	1	0	0	0	0	0	0	0	0	0	0	0	0	0	0	0	L	20-23
12/27	at Seahawks	P	0	0	0	0.0	0.0	0	0	0	0	0	0	0	0	0	0	0	0	0	0	0	0	0	0	L	9-20
01/03	Cardinals	S	4	3	1	1.0	8.0	2	12	1	0	0	0	0	0	0	0	0	0	0	0	0	0	0	0	W	18-7
2020 TOTALS			16-2	27	21	6	6.0	56.0	8	60	9	0	0	0	0	2	1	1	0	0	0	0	0	0	0	0	10-6

2019 GAME-BY-GAME REGULAR-SEASON STATISTICS (RAMS)

DATE	OPPONENT	P/S	TACKLES							INTERCEPTIONS				O. FUMB			ST			MISC		SCORE				
			TK	S	A	SK	YDS	TFL	YDS	QBH	NO	YDS	LG	TD	PD	FF	FR	YDS	TK	S	A		FF	FR	S	A
09/08	at Panthers	P	1	1	0	0.0	0.0	0	0	0	0	0	0	0	0	0	0	0	0	0	0	0	0	0	W	30-27
09/15	Saints	P	0	0	0	0.0	0.0	0	0	0	0	0	0	0	0	0	0	0	0	0	0	0	0	0	W	27-9
09/22	at Browns	P	1	0	1	0.0	0.0	0	0	0	0	0	0	0	0	0	0	0	0	0	0	0	0	0	W	20-13
09/29	Buccaneers	P	0	0	0	0.0	0.0	0	0	0	0	0	0	0	0	0	0	0	0	0	0	0	0	0	L	40-55
10/03	at Seahawks	S	3	3	0	0.0	0.0	0	0	0	0	0	0	0	0	0	0	0	0	0	0	0	0	0	L	29-30
10/13	49ers	P	1	0	1	0.0	0.0	0	0	0	0	0	0	0	0	0	0	0	0	0	0	0	0	0	L	7-20
10/20	at Falcons	P	0	0	0	0.0	0.0	0	0	1	0	0	0	0	0	0	0	0	0	0	0	0	0	0	W	37-10
10/27	Bengals	P	1	1	0	0.0	0.0	0	0	0	0	0	0	0	0	0	0	0	0	0	0	0	0	0	W	24-10
11/10	at Steelers	P	1	1	0	1.0	1.0	1	1	1	0	0	0	0	0	0	0	0	0	0	0	0	0	0	L	12-17
11/17	Bears	P	2	1	1	0.0	0.0	0	0	0	0	0	0	0	0	0	0	0	0	0	0	0	0	0	W	17-7
11/25	Ravens	S	1	0	1	0.0	0.0	0	0	0	0	0	0	0	0	0	0	0	0	0	0	0	0	0	L	6-45
12/01	at Cardinals	P	2	1	1	0.0	0.0	0	0	0	0	0	0	0	0	0	0	0	0	0	0	0	0	0	W	34-7
12/08	Seahawks	S	2	2	0	0.0	0.0	0	0	0	0	0	0	0	0	0	0	0	0	0	0	0	0	0	W	28-12
12/15	at Cowboys	P	1	0	1	0.0	0.0	0	0	0	0	0	0	0	0	0	0	0	0	0	0	0	0	0	L	21-44
12/21	at 49ers	P	1	1	0	1.0	8.0	1	8	1	0	0	0	0	0	0	0	0	0	0	0	0	0	0	L	31-34
12/29	Cardinals	P	1	1	0	0.0	0.0	1	2	0	0	0	0	0	0	0	0	0	0	0	0	0	0	0	W	31-24
2019 TOTALS			16-3	18	12	6	2.0	9.0	3	11	3	0	0	0	0	0	0	0	0	0	0	0	0	0	9-7	

2017 GAME-BY-GAME REGULAR-SEASON STATISTICS (RAMS)

TACKLES											INTERCEPTIONS					O. FUMB			ST			MISC					
DATE	OPPONENT	P/S	TK	S	A	SK	YDS	TFL	YDS	QBH	NO	YDS	LG	TD	PD	FF	FR	YDS	TK	S	A	FF	FR	S	A	W/L	SCORE
09/10	Colts	P	2	2	0	0.0	0.0	1	10	0	0	0	0	0	0	0	0	0	0	0	0	0	0	0	0	W	46-9
09/17	Washington	P	1	0	1	0.5	5.5	0	0	1	0	0	0	0	0	0	0	0	0	0	0	0	0	0	0	L	20-27
09/21	at 49ers	P	1	1	0	1.0	5.0	1	5	1	0	0	0	0	0	0	0	0	0	0	0	0	0	0	0	W	41-39
10/01	at Cowboys	P	1	1	0	0.0	0.0	0	0	0	0	0	0	0	0	0	0	0	0	0	0	0	0	0	0	W	35-30
10/08	Seahawks	P	2	2	0	0.0	0.0	0	0	0	0	0	0	0	0	0	0	0	0	0	0	0	0	0	0	L	10-16
10/15	at Jaguars	P	2	2	0	1.0	3.0	0	0	1	0	0	0	0	0	1	0	0	0	0	0	0	0	0	0	W	27-17
10/22	Cardinals	P	0	0	0	0.0	0.0	0	0	0	0	0	0	0	0	0	0	0	0	0	0	0	0	0	0	W	33-0
11/05	at Giants	P	1	0	1	0.0	0.0	0	0	0	0	0	0	0	0	0	0	0	0	0	0	0	0	0	0	W	51-17
11/12	Texans	P	1	1	0	0.0	0.0	0	0	0	0	0	0	0	0	0	0	0	0	0	0	0	0	0	0	W	33-7
11/19	at Vikings	P	0	0	0	0.0	0.0	0	0	0	0	0	0	0	0	0	0	0	0	0	0	0	0	0	0	L	7-24
11/26	Saints	P	0	0	0	0.0	0.0	0	0	0	0	0	0	0	0	0	0	0	0	0	0	0	0	0	0	W	26-20
12/03	at Cardinals	P	2	2	0	0.0	0.0	0	0	0	0	0	0	0	0	0	0	0	0	0	0	0	0	0	0	W	32-16
12/10	Eagles	P	0	0	0	0.0	0.0	0	0	0	0	0	0	0	0	0	0	0	0	0	0	0	0	0	0	L	35-43
12/17	at Seahawks	P	2	0	2	0.0	0.0	0	0	0	0	0	0	0	0	0	1	0	0	0	0	0	0	0	0	W	42-7
12/24	at Titans	P	0	0	0	0.0	0.0	0	0	0	0	0	0	0	0	0	0	0	0	0	0	0	0	0	0	W	27-23
12/31	49ers	S	4	3	1	0.0	0.0	0	0	0	0	0	0	0	0	0	0	0	0	0	0	0	0	0	0	L	13-34
2017 TOTALS		16-1	19	14	5	2.5	13.5	2	15	3	0	0	0	0	0	1	1	0	0	0	0	0	0	0	0	0	11-5

2016 GAME-BY-GAME REGULAR-SEASON STATISTICS (RAMS)


			TACKLES							INTERCEPTIONS					O. FUMB			ST			MISC						
DATE	OPPONENT	P/S	TK	S	A	SK	YDS	TFL	YDS	QBH	NO	YDS	LG	TD	PD	FF	FR	YDS	TK	S	A	FF	FR	S	A	W/L	SCORE
09/18	Seahawks																									W	9-3
09/25	at Buccaneers																									W	37-32
10/02	at Cardinals																									W	17-13
10/09	Bills	P	0	0	0	0.0	0.0	0	0	0	0	0	0	0	0	0	0	0	0	0	0	0	0	0	0	L	19-30
10/16	at Lions																									L	28-31
10/23	Giants																									L	10-17
11/13	at Jets																									W	9-6
11/20	Dolphins																									L	10-14
11/27	at Saints																									L	21-49
12/04	at Patriots																									L	10-26
12/11	Falcons																									L	14-42
12/15	at Seahawks	P	1	0	1	0.0	0.0	0	0	0	0	0	0	0	0	0	0	0	0	0	0	0	0	0	0	L	3-24
12/24	49ers	P	3	2	1	0.0	0.0	1	1	0	0	0	0	0	0	0	1	1	0	0	0	0	0	0	0	L	21-22
01/01	Cardinals	P	1	1	0	0.0	0.0	0	0	2	0	0	0	0	0	0	0	0	0	0	0	0	0	0	0	L	6-44
2016 TOTALS		4-0	5	3	2	0.0	0.0	1	1	2	0	0	0	0	0	0	1	1	0	0	0	0	0	0	0	0	4-10

2020 GAME-BY-GAME POSTSEASON STATISTICS (RAMS)

			TACKLES								INTERCEPTIONS					O. FUMB			ST			MISC					
DATE	OPPONENT	P/S	TK	S	A	SK	YDS	TFL	YDS	QBH	NO	YDS	LG	TD	PD	FF	FR	YDS	TK	S	A	FF	FR	S	A	W/L	SCORE
01/09	at Seahawks	P	2	2	0	1.0	6.0	2	6	1	0	0	0	0	0	0	0	0	0	0	0	0	0	0	0	W	30-20
01/16	at Packers	S	1	1	0	0.0	0.0	0	0	0	0	0	0	0	0	0	0	0	0	0	0	0	0	0	0	L	18-32
2020 TOTALS		2-1	3	3	0	1.0	6.0	2	6	1	0	0	0	0	0	0	0	0	0	0	0	0	0	0	0	1-1	

2017 GAME-BY-GAME POSTSEASON STATISTICS (RAMS)

			TACKLES							INTERCEPTIONS					O. FUMB			ST			MISC						
DATE	OPPONENT	P/S	TK	S	A	SK	YDS	TFL	YDS	QBH	NO	YDS	LG	TD	PD	FF	FR	YDS	TK	S	A	FF	FR	S	A	W/L	SCORE
01/06	Falcons	P	5	4	1	0.5	1.5	0	0	2	0	0	0	0	0	0	0	0	0	0	0	0	0	0	0	L	13-26
2017 TOTALS		1-0	5	4	1	0.5	1.5	0	0	2	0	0	0	0	0	0	0	0	0	0	0	0	0	0	0	0-1	



**SAM FRANKLIN**

**6'3" // 210**

TEMPLE  
CRYSTAL RIVER, FLA.

**42**

**S**

EXPERIENCE (YEARS)

NFL

PANTHERS

**2**

**2**

BIRTHDATE

**2.2.96**

ACQUIRED

**FA-20**

## PRO CAREER

- Played in 14 games with four starts for Carolina in 2020...Tallied 22 tackles, one pass deflection and 1.0 sack on defense.

## TRANSACTIONS

- Signed as an undrafted free agent with Carolina (5/2/20).

## COLLEGE & PERSONAL

- Spent four years at Temple tallying 194 career tackles, 24.0 tackles for loss, 8.0 sacks, two interceptions, 10 passes defended and two touchdowns...As a senior in 2019 was awarded a single-digit jersey, an honor given to the toughest players on the team...Finished the year with 68 tackles, 7.5 tackles for loss, 1.0 sack, an interception and three fumble recoveries...Named Second-Team All-AAC...As a junior in 2018 tallied 63 tackles, 7.0 tackles for loss, 3.0 sacks, an interception, a forced fumble and a fumble recovery...As a sophomore in 2017 totaled 59 tackles, 9.5 tackles for loss, 4.0 sacks and six passes defended on the year...Made his first career start...Appeared in all 14 games as a true freshman in 2016...Totaled four tackles on the year...Played on special teams in every game...Attended Citrus High School in Inverness, Florida...Started at both wide receiver and defensive back...Played one season at East Coast Prep following high school graduation...Also a two-year varsity basketball player...Majored in adult and organizational development.

## SAM FRANKLIN'S NFL REGULAR SEASON DEFENSIVE STATISTICS

		TACKLES										INTERCEPTIONS					O. FUMB			ST				MISC		
DATE	TEAM	GP	GS	TK	S	A	TFL	YDS	SK	YDS	QBH	NO	YDS	LG	TD	PD	FF	FR	YDS	TK	S	A	FF	FR	S	A
2020	Panthers	14	4	22	15	7	1	5	1.0	5.0	1	0	0	0	0	1	0	0	0	1	0	1	0	0	0	0
NFL TOTALS		14	4	22	15	7	1	5	1.0	5.0	1	0	0	0	0	1	0	0	0	1	0	1	0	0	0	0


## SINGLE-GAME HIGHS: DEFENSIVE

**Total Tackles** 7 at Kansas City Chiefs, Nov 08, 2020  
**Sacks** 1.0 at Kansas City Chiefs, Nov 08, 2020  
**Passes Defensed** 1 vs. Atlanta Falcons, Oct 29, 2020

**Tackles For Loss** 1 at Kansas City Chiefs, Nov 08, 2020  
**Special Teams Tackles** 1 at Washington, Dec 27, 2020

2020 GAME-BY-GAME REGULAR-SEASON STATISTICS (PANTHERS)

DATE	OPPONENT	P/S	TACKLES							INTERCEPTIONS					O. FUMB			ST				MISC			SCORE	
			TK	S	A	SK	YDS	TFL	YDS	QBH	NO	YDS	LG	TD	PD	FF	FR	YDS	TK	S	A	FF	FR	S		A
09/13	Raiders	P	0	0	0	0.0	0.0	0	0	0	0	0	0	0	0	0	0	0	0	0	0	0	0	0	L	30-34
09/20	at Buccaneers	P	0	0	0	0.0	0.0	0	0	0	0	0	0	0	0	0	0	0	0	0	0	0	0	0	L	17-31
09/27	at Chargers	P	0	0	0	0.0	0.0	0	0	0	0	0	0	0	0	0	0	0	0	0	0	0	0	0	W	21-16
10/04	Cardinals	P	0	0	0	0.0	0.0	0	0	0	0	0	0	0	0	0	0	0	0	0	0	0	0	0	W	31-21
10/11	at Falcons	P	0	0	0	0.0	0.0	0	0	0	0	0	0	0	0	0	0	0	0	0	0	0	0	0	W	23-16
10/18	Bears	P	2	2	0	0.0	0.0	0	0	0	0	0	0	0	0	0	0	0	0	0	0	0	0	0	L	16-23
10/25	at Saints	S	3	1	2	0.0	0.0	0	0	0	0	0	0	0	0	0	0	0	0	0	0	0	0	0	L	24-27
10/29	Falcons	S	4	3	1	0.0	0.0	0	0	0	0	0	0	0	1	0	0	0	0	0	0	0	0	0	L	17-25
11/08	at Chiefs	S	7	4	3	1.0	5.0	1	5	1	0	0	0	0	0	0	0	0	0	0	0	0	0	0	L	31-33
11/15	Buccaneers	S	4	3	1	0.0	0.0	0	0	0	0	0	0	0	0	0	0	0	0	0	0	0	0	0	L	23-46
11/22	Lions									GAME INACTIVE														W	20-0	
11/29	at Vikings									GAME INACTIVE														L	27-28	
12/13	Broncos	P	0	0	0	0.0	0.0	0	0	0	0	0	0	0	0	0	0	0	0	0	0	0	0	0	L	27-32
12/19	at Packers	P	0	0	0	0.0	0.0	0	0	0	0	0	0	0	0	0	0	0	0	0	0	0	0	0	L	16-24
12/27	at Washington	P	0	0	0	0.0	0.0	0	0	0	0	0	0	0	0	0	0	1	0	1	0	0	0	0	W	20-13
01/03	Saints	P	2	2	0	0.0	0.0	0	0	0	0	0	0	0	0	0	0	0	0	0	0	0	0	0	L	7-33
2020 TOTALS		14-4	22	15	7	1.0	5.0	1	5	1	0	0	0	0	1	0	0	0	1	0	1	0	0	0	5-11	



**WILL  
GRIER**  
**6'1" // 220**  
**WEST VIRGINIA**  
**CHARLOTTE, N.C.**

**7**  
**QB**

EXPERIENCE (YEARS)		BIRTHDATE	ACQUIRED
NFL	PANTHERS	4.3.95	D3-19
3	3		

## PRO CAREER

- Did not appear in any games for Carolina in 2020.
- Played and started in final two games of 2019 season...Completed 28-of-52 passes for 228 pass yards and four interceptions on the year.

## TRANSACTIONS

- Drafted in the third round (100th overall) of the 2019 NFL Draft by Carolina.

## COLLEGE & PERSONAL

- Three-year player at West Virginia where he was a Heisman Trophy Finalist and fourth team All-American in 2018...Maxwell Award Finalist, Johnny Unitas Golden Arm Award Top 5 Finalist, Manning Award Finalist...Finished career with 71 touchdown passes and 7,354 career passing yards at West Virginia, ranking second and third in both categories in program history...Posted a 65.7 career completion percentage...Finished 2018 season as the NCAA active leader in passing yards per game (305.6)...ranked fifth in the NCAA in career pass efficiency (165.1)...Threw 37 touchdowns in 2018, second all-time in West Virginia history and second in the nation in passing touchdowns per game...Amassed 3,864 passing yards in 2018, third in West Virginia history and third in the nation in passing yards per game...Completed a career-best 67.0 percent of his passes in 2018...Threw for four or more touchdowns in nine games...In 2017, started 11 games before season ended with a hand injury...All-Big 12 Second Team...Threw for 3,490 yards and 34 passing touchdowns in 2017...Sat out 2016 season due to transfer requirements...Played in six games for Florida in 2015, completing 106-161 passes for 1,204 yards, 10 touchdowns and three interceptions...Attended Davidson Day School outside of Charlotte, N.C...Son of former ECU quarterback Chad Grier who was his coach at Davidson Day School.

## WILL GRIER'S NFL REGULAR SEASON PASSING/RUSHING STATISTICS

DATE	TEAM	PASSING														RUSHING				
		GP	GS	ATT.	CMP.	PCT.	YDS	AVG.	TD	INT.	LG	SK	LST	RATE		NO.	YDS.	AVG.	LG	TD
2019	Panthers	2	2	52	28	53.8	228	4.4	0	4	28	6	44	33.2		7	22	3.1	11	0
2020	Panthers	0	0	0	0	0.0	0	0.0	0	0	0	0	0	0.0		0	0	0.0	0	0
TOTALS		2	2	52	28	53.8	228	4.4	0	4	28	6	44	33.2		7	22	3.1	11	0

## SINGLE-GAME HIGHS: QUARTERBACK

Pass Attempts	44 at Indianapolis Colts, Dec 22, 2019
Pass Completions	27 at Indianapolis Colts, Dec 22, 2019
Yards Passing	224 at Indianapolis Colts, Dec 22, 2019
Long Passes	28 at Indianapolis Colts, Dec 22, 2019
Completion Percentage	61.4 at Indianapolis Colts, Dec 22, 2019


Passer Rating	46 at Indianapolis Colts, Dec 22, 2019
Rush Attempts	4 at Indianapolis Colts, Dec 22, 2019
Rushing Yards	17 at Indianapolis Colts, Dec 22, 2019
Longest Runs	11 at Indianapolis Colts, Dec 22, 2019

2020 GAME-BY-GAME REGULAR-SEASON STATISTICS (PANTHERS)

PASSING														RUSHING					
DATE	OPPONENT	P/S	ATT	CMP	YDS	PCT	Y/A	Y/C	TD	INT	LG	SK/YD	RATE	ATT	YDS	LG	TD	W/L	SCORE
09/13	Raiders								DID NOT PLAY (NON-INJURY)									L	30-34
09/20	at Buccaneers								GAME INACTIVE									L	17-31
09/27	at Chargers								DID NOT PLAY (NON-INJURY)									W	21-16
10/04	Cardinals								DID NOT PLAY (NON-INJURY)									W	31-21
10/11	at Falcons								DID NOT PLAY (NON-INJURY)									W	23-16
10/18	Bears								GAME INACTIVE									L	16-23
10/25	at Saints								GAME INACTIVE									L	24-27
10/29	Falcons								GAME INACTIVE									L	17-25
11/08	at Chiefs								DID NOT PLAY (NON-INJURY)									L	31-33
11/15	Buccaneers								GAME INACTIVE									L	23-46
11/22	Lions								DID NOT PLAY (NON-INJURY)									W	20-0
11/29	at Vikings								GAME INACTIVE									L	27-28
12/13	Broncos								GAME INACTIVE									L	27-32
12/19	at Packers								GAME INACTIVE									L	16-24
12/27	at Washington								GAME INACTIVE									W	20-13
01/03	Saints								GAME INACTIVE									L	7-33
2020 TOTALS		0-0	0	0	0	0.0	0.0	0.0	0	0	0	0/0	0.0	0	0	0	0	5-11	

2019 GAME-BY-GAME REGULAR-SEASON STATISTICS (PANTHERS)

DATE	OPPONENT	P/S	PASSING											RUSHING						SCORE
			ATT	CMP	YDS	PCT	Y/A	Y/C	TD	INT	LG	SK/YD	RATE	ATT	YDS	LG	TD	W/L		
09/08	Rams																	L	27-30	
09/12	Buccaneers																	L	14-20	
09/22	at Cardinals																	W	38-20	
09/29	at Texans																	W	16-10	
10/06	Jaguars																	W	34-27	
10/13	at Buccaneers																	W	37-26	
10/27	at 49ers																	L	13-51	
11/03	Titans																	W	30-20	
11/10	at Packers																	L	16-24	
11/17	Falcons																	L	3-29	
11/24	at Saints																	L	31-34	
12/01	Washington																	L	21-29	
12/08	at Falcons																	L	20-40	
12/15	Seahawks																	L	24-30	
12/22	at Colts	S	44	27	224	61.4	5.1	8.3	0	3	28	5/37	46.0	4	17	11	0	L	6-38	
12/29	Saints	S	8	1	4	12.5	0.5	4.0	0	1	4	1/7	0.0	3	5	3	0	L	10-42	
2019 TOTALS			2-2	52	28	228	53.8	4.4	8.1	0	4	28	6/44	33.2	7	22	11	0	5-11	



**YETUR  
GROSS-MATOS**  
**6'5" // 265**  
**PENN STATE**  
**SPOTSYLVANIA, VA.**

**97**  
**DE**

EXPERIENCE (YEARS)		BIRTHDATE	ACQUIRED
NFL	PANTHERS	2.26.98	D2A-20
2	2		

## PRO CAREER

- Played in 12 games, starting final seven games of the season...Tallied 24 tackles with 2.5 sacks and one forced fumble.

## TRANSACTIONS

- Drafted by the Panthers in the second round (38th overall) of the 2020 NFL Draft...Placed on the reserve/injured list with an ankle injury (10/16/20)...Activated from the reserve/injured list (11/7/20)...Placed on the reserve/COVID-19 list (11/30/20)...Removed from the reserve/COVID-19 list and placed on the active roster (12/10/20).

## COLLEGE & PERSONAL

- Spent three years at Penn State, where he finished his career tied for 10th all-time in school history with 19.0 career sacks...Ranked 11th all-time at Penn State with 37.0 career tackles for loss...Also totaled 111 career tackles, two forced fumbles and two fumble recoveries...Tallied 40 tackles, 9.5 sacks and 15 TFLs as a junior in 2019... Ranked seventh in the Big Ten and No. 21 in the nation with 0.79 sacks per game...Won the team's Reid-Robinson Award, recognizing an outstanding defensive lineman...Named a finalist for the Ted Hendricks Award...Tabbed a semifinalist for the Lombardi Award...Named Phil Steele All-America third team...Selected All-Big Ten first team by the coaches and media, and second team by the Associated Press...Made 13 starts as a sophomore, totaling 54 tackles, 8.0 sacks and 20 TFLs...Became the 11th Nittany Lion to record 20 tackles for loss in a season...Voted first-team All-Big Ten by the media...Ranked No. 2 in the Big Ten and ranked No. 12 in the nation with 1.5 tackles for loss per game...Finished No. 8 in the Big Ten and No. 47 in FBS with 0.62 sacks per game...Appeared in all 13 games as a true freshman in 2017, recording 17 tackles, 1.5 sacks and two TFLs...Named honorable-mention All-Freshman Team by BTN.com. Attended Chancellor High School in Spotsylvania, Virginia...Full name is Yetur Akkub Gross-Matos...Majored in criminology...Has career ambitions to serve underprivileged youth in some capacity.

## YETUR GROSS-MATOS' NFL REGULAR SEASON DEFENSIVE STATISTICS

		TACKLES										INTERCEPTIONS					O. FUMB			ST				MISC		
DATE	TEAM	GP	GS	TK	S	A	TFL	YDS	SK	YDS	QBH	NO	YDS	LG	TD	PD	FF	FR	YDS	TK	S	A	FF	FR	S	A
2020	Panthers	12	7	24	9	15	2	6	2.5	7.5	6	0	0	0	0	0	1	0	0	0	0	0	0	0	0	0
NFL TOTALS		12	7	24	9	15	2	6	2.5	7.5	6	0	0	0	0	0	1	0	0	0	0	0	0	0	0	0

## SINGLE-GAME HIGHS: DEFENSIVE

**Total Tackles** 5 vs. Tampa Bay Buccaneers, Nov 15, 2020  
**Sacks** 1.0 at Washington, Dec 27, 2020  
 ...1 more at 1.0.

**Forced Fumbles** 1 vs. Arizona Cardinals, Oct 04, 2020  
**Tackles For Loss** 1 at Washington, Dec 27, 2020  
 ...1 more at 1.

2020 GAME-BY-GAME REGULAR-SEASON STATISTICS (PANTHERS)

			TACKLES								INTERCEPTIONS						O. FUMB			ST			MISC				
DATE	OPPONENT	P/S	TK	S	A	SK	YDS	TFL	YDS	QBH	NO	YDS	LG	TD	PD	FF	FR	YDS	TK	S	A	FF	FR	S	A	W/L	SCORE
09/13	Raiders	P	1	0	1	0.0	0.0	0	0	0						0	0	0	0	0	0	0	0	0	0	L	30-34
09/20	at Buccaneers		GAME INACTIVE																							L	17-31
09/27	at Chargers	P	2	1	1	0.0	0.0	0	0	0	0	0	0	0	0	0	0	0	0	0	0	0	0	0	0	W	21-16
10/04	Cardinals	P	3	3	0	1.0	0.0	0	0	0	0	0	0	0	0	1	0	0	0	0	0	0	0	0	0	W	31-21
10/11	at Falcons	P	0	0	0	0.0	0.0	0	0	1	0	0	0	0	0	0	0	0	0	0	0	0	0	0	0	W	23-16
10/18	Bears		INJURED RESERVE																							L	16-23
10/25	at Saints		INJURED RESERVE																							L	24-27
10/29	Falcons		INJURED RESERVE																							L	17-25
11/08	at Chiefs	P	1	0	1	0.0	0.0	0	0	0	0	0	0	0	0	0	0	0	0	0	0	0	0	0	0	L	31-33
11/15	Buccaneers	S	5	2	3	0.0	0.0	1	0	0	0	0	0	0	0	0	0	0	0	0	0	0	0	0	0	L	23-46
11/22	Lions	S	2	0	2	0.5	1.5	0	0	1	0	0	0	0	0	0	0	0	0	0	0	0	0	0	0	W	20-0
11/29	at Vikings	S	2	0	2	0.0	0.0	0	0	0	0	0	0	0	0	0	0	0	0	0	0	0	0	0	0	L	27-28
12/13	Broncos	S	4	1	3	0.0	0.0	0	0	2	0	0	0	0	0	0	0	0	0	0	0	0	0	0	0	L	27-32
12/19	at Packers	S	1	1	0	0.0	0.0	0	0	0	0	0	0	0	0	0	0	0	0	0	0	0	0	0	0	L	16-24
12/27	at Washington	S	1	1	0	1.0	6.0	1	6	2	0	0	0	0	0	0	0	0	0	0	0	0	0	0	0	W	20-13
01/03	Saints	S	2	0	2	0.0	0.0	0	0	0	0	0	0	0	0	0	0	0	0	0	0	0	0	0	0	L	7-33
2020 TOTALS		12-7	24	9	15	2.5	7.5	2	6	6	0	0	0	0	0	1	0	0	0	0	0	0	0	0	0	5-11	





**MYLES  
HARTSFIELD**  
**5'11" // 210**  
**MISSISSIPPI**  
**SAYREVILLE, N.J.**

**38**  
**S**

EXPERIENCE (YEARS)		BIRTHDATE	ACQUIRED
<b>NFL</b>	<b>PANTHERS</b>	<b>8.5.97</b>	<b>FA-20</b>
<b>2</b>	<b>2</b>		

## PRO CAREER

- ▶ Played in all 16 games in 2020, tallying 13 tackles and tied for the team lead with two fumble recoveries...Made one tackle for loss and one pass deflection.
- ▶ Had two rushes for two yards on offense, becoming first player in franchise history with offensive and defensive snaps and at least one tackle and rush yard in same season.

## TRANSACTIONS

- ▶ Signed as an undrafted free agent with Carolina (4/30/20).

## COLLEGE & PERSONAL

- ▶ Played four seasons at Ole Miss tallying 167 career tackles, 8.0 tackles for loss, three interceptions and 17 pass breakups...As a senior, totaled 41 tackles, 2.5 tackles for loss, one interception and four passes defended...Led the team with seven pass breakups as a junior...Earned Freshman All-America third team honors from Athlon in 2016...Named Freshman All-SEC...Finished fifth on team with 43 total tackles. Attended East Coast Prep in Barrington, Massachusetts...Majored in general studies at Ole Miss with minors in journalism, recreation administration and legal studies.

## MYLES HARTSFIELD'S NFL REGULAR SEASON DEFENSIVE STATISTICS

		TACKLES										INTERCEPTIONS					O. FUMB			ST				MISC		
DATE	TEAM	GP	GS	TK	S	A	TFL	YDS	SK	YDS	QBH	NO	YDS	LG	TD	PD	FF	FR	YDS	TK	S	A	FF	FR	S	A
2020	Panthers	16	0	13	8	5	1	2	0.0	0.0	0	0	0	0	1	0	1	0	1	1	0	0	1	0	0	0
NFL TOTALS		16	0	13	8	5	1	2	0.0	0.0	0	0	0	0	1	0	1	0	1	1	0	0	1	0	0	0

## SINGLE-GAME HIGHS: DEFENSIVE

**Total Tackles** 4 at Washington, Dec 27, 2020  
**Passes Defensed** 1 at Green Bay Packers, Dec 19, 2020  
**Fumble Recoveries** 1 at Kansas City Chiefs, Nov 08, 2020

**Tackles For Loss** 1 vs. New Orleans Saints, Jan 03, 2021  
**Special Teams Tackles** 1 at New Orleans Saints, Oct 25, 2020  
**Special Teams Fumble Recoveries** 1 at Minnesota Vikings, Nov 29, 2020

2020 GAME-BY-GAME REGULAR-SEASON STATISTICS (PANTHERS)

			TACKLES							INTERCEPTIONS					O. FUMB			ST			MISC						
DATE	OPPONENT	P/S	TK	S	A	SK	YDS	TFL	YDS	QBH	NO	YDS	LG	TD	PD	FF	FR	YDS	TK	S	A	FF	FR	S	A	W/L	SCORE
09/13	Raiders	P	0	0	0	0.0	0.0	0	0	0	0	0	0	0	0	0	0	0	0	0	0	0	0	0	0	L	30-34
09/20	at Buccaneers	P	0	0	0	0.0	0.0	0	0	0	0	0	0	0	0	0	0	0	0	0	0	0	0	0	0	L	17-31
09/27	at Chargers	P	0	0	0	0.0	0.0	0	0	0	0	0	0	0	0	0	0	0	0	0	0	0	0	0	0	W	21-16
10/04	Cardinals	P	0	0	0	0.0	0.0	0	0	0	0	0	0	0	0	0	0	0	0	0	0	0	0	0	0	W	31-21
10/11	at Falcons	P	0	0	0	0.0	0.0	0	0	0	0	0	0	0	0	0	0	0	0	0	0	0	0	0	0	W	23-16
10/18	Bears	P	0	0	0	0.0	0.0	0	0	0	0	0	0	0	0	0	0	0	0	0	0	0	0	0	0	L	16-23
10/25	at Saints	P	0	0	0	0.0	0.0	0	0	0	0	0	0	0	0	0	0	0	1	1	0	0	0	0	0	L	24-27
10/29	Falcons	P	2	1	1	0.0	0.0	0	0	0	0	0	0	0	0	0	0	0	0	0	0	0	0	0	0	L	17-25
11/08	at Chiefs	P	0	0	0	0.0	0.0	0	0	0	0	0	0	0	0	0	1	0	0	0	0	0	0	0	0	L	31-33
11/15	Buccaneers	P	0	0	0	0.0	0.0	0	0	0	0	0	0	0	0	0	0	0	0	0	0	0	0	0	0	L	23-46
11/22	Lions	P	1	0	1	0.0	0.0	0	0	0	0	0	0	0	0	0	0	0	0	0	0	0	0	0	0	W	20-0
11/29	at Vikings	P	0	0	0	0.0	0.0	0	0	0	0	0	0	0	0	0	0	0	0	0	0	0	1	0	0	L	27-28
12/13	Broncos	P	1	1	0	0.0	0.0	0	0	0	0	0	0	0	0	0	0	0	0	0	0	0	0	0	0	L	27-32
12/19	at Packers	P	3	2	1	0.0	0.0	0	0	0	0	0	0	0	1	0	0	0	0	0	0	0	0	0	0	L	16-24
12/27	at Washington	P	4	3	1	0.0	0.0	0	0	0	0	0	0	0	0	0	0	0	0	0	0	0	0	0	0	W	20-13
01/03	Saints	P	2	1	1	0.0	0.0	1	2	0	0	0	0	0	0	0	0	0	0	0	0	0	0	0	0	L	7-33
2020 TOTALS			16-0	13	8	5	0.0	0.0	1	2	0	0	0	0	0	1	0	1	0	1	1	0	0	1	0	0	5-11



**MARQUIS HAYNES**  
**6'2" // 235**  
**MISSISSIPPI**  
**JACKSONVILLE, FLA.**

**98**  
**DE**

EXPERIENCE (YEARS)		BIRTHDATE	ACQUIRED
NFL	PANTHERS	12.16.93	D4B-18
4	4		

## PRO CAREER

- Played in 15 games in 2020, ranking third on the team with 4.0 sacks...Tied for the team lead with two fumble recoveries while forcing one fumble...Finished with 18 total tackles, including four tackles for loss.
- Saw action in 11 games for Carolina in 2019...Tallied 10 tackles with 1.0 sack and one stop on special teams.
- Played in four games for Carolina in 2018...Totaled one tackle on defense and two special teams tackles on the season.

## TRANSACTIONS

- Drafted by the Carolina Panthers in the fourth round of the 2018 Draft (136th overall).

## COLLEGE & PERSONAL

- Played four seasons at Ole Miss becoming modern-era career sacks leader with 32 career sacks...Also holds modern-era career tackles for loss record with 47.5...In 2017, earned All-SEC Second Team accolades and participated in the Senior Bowl...Tallied 45 tackles on the season, including 7.5 sacks which ranked fifth in the SEC...Notched team-best 11.5 tackles for loss with three forced fumbles...In 2016, earned All-SEC Third Team honors...Led team in TFLs (11.0), sacks (7.0) forced fumbles (3) and QB hurries (8)...Finished third on team with 53 tackles...Tied for second in SEC and 15th nationally with three forced fumbles...Earned All-SEC Second Team honors in 2015, winning SEC Defensive Lineman of the Week honors three times...Tied for fourth in the SEC and 19th in the country with 10.0 sacks...In 2014, named to the Freshman All-America First Team by numerous publications...Tied for fourth among all freshman in nation in sacks (7.5), setting an Ole Miss freshman record. Went to University Christian High School in Jacksonville, Fla.

## MARQUIS HAYNES' NFL REGULAR SEASON DEFENSIVE STATISTICS

		TACKLES										INTERCEPTIONS				O. FUMB			ST					
DATE	TEAM	GP	GS	TK	S	A	TFL	YDS	SK	YDS	QBH	NO	YDS	LG	TD	PD	FF	FR	YDS	TK	S	A	FF	FR
2018	Panthers	4	0	2	1	1	0	0	0.0	0.0	0	0	0	0	0	0	0	0	0	2	0	2	0	0
2019	Panthers	11	0	10	4	6	1	7	1.0	7.0	2	0	0	0	0	0	0	1	15	2	1	1	0	0
2020	Panthers	15	0	18	15	3	4	23	4.0	19.0	5	0	0	0	0	1	1	2	1	0	0	0	0	0
NFL TOTALS		30	0	30	20	10	5	30	5.0	26.0	7	0	0	0	0	1	1	3	16	4	1	3	0	0

## SINGLE-GAME HIGHS: DEFENSIVE


**Total Tackles** 4 vs. Tampa Bay Buccaneers, Sep 12, 2019  
**Sacks** 1.0 at Washington, Dec 27, 2020  
 ...4 more at 1.0.  
**Passes Defensed** 1 at Atlanta Falcons, Oct 11, 2020  
**Forced Fumbles** 1 at Washington, Dec 27, 2020

**Fumble Recoveries** 1 vs. Detroit Lions, Nov 22, 2020  
 ...2 more at 1.  
**Tackles For Loss** 1 vs. Atlanta Falcons, Oct 29, 2020  
 ...4 more at 1.  
**Special Teams Tackles** 1 at Atlanta Falcons, Dec 08, 2019  
 ...3 more at 1.

DATE	OPPONENT	P/S	TACKLES							INTERCEPTIONS				O. FUMB			ST				MISC			SCORE		
			TK	S	A	SK	YDS	TFL	YDS	QBH	NO	YDS	LG	TD	PD	FF	FR	YDS	TK	S	A	FF	FR		S	A
09/13	Raiders	P	1	1	0	0.0	0.0	0	0	0	0	0	0	0	0	0	0	0	0	0	0	0	0	0	L	30-34
09/20	at Buccaneers	P	1	0	1	0.0	0.0	0	0	0	0	0	0	0	0	0	0	0	0	0	0	0	0	0	L	17-31
09/27	at Chargers	P	1	1	0	1.0	11.0	1	11	1	0	0	0	0	0	0	0	0	0	0	0	0	0	0	W	21-16
10/04	Cardinals	P	2	2	0	0.0	0.0	0	0	0	0	0	0	0	0	0	0	0	0	0	0	0	0	0	W	31-21
10/11	at Falcons	P	1	1	0	1.0	2.0	1	2	1	0	0	0	1	0	0	0	0	0	0	0	0	0	0	W	23-16
10/18	Bears	P	1	1	0	0.0	0.0	0	0	1	0	0	0	0	0	0	0	0	0	0	0	0	0	0	L	16-23
10/25	at Saints	P	1	1	0	0.0	0.0	1	4	0	0	0	0	0	0	1	0	0	0	0	0	0	0	0	L	24-27
10/29	Falcons	P	2	2	0	1.0	6.0	1	6	1	0	0	0	0	0	0	0	0	0	0	0	0	0	0	L	17-25
11/08	at Chiefs	P	1	1	0	0.0	0.0	0	0	1	0	0	0	0	0	0	0	0	0	0	0	0	0	0	L	31-33
11/15	Buccaneers	P	0	0	0	0.0	0.0	0	0	0	0	0	0	0	0	0	0	0	0	0	0	0	0	0	L	23-46
11/22	Lions	P	2	1	1	0.0	0.0	0	0	0	0	0	0	0	0	1	1	0	0	0	0	0	0	0	W	20-0
11/29	at Vikings	P	1	0	1	0.0	0.0	0	0	0	0	0	0	0	0	0	0	0	0	0	0	0	0	0	L	27-28
12/13	Broncos										ON INACTIVE LIST														L	27-32
12/19	at Packers	P	1	1	0	0.0	0.0	0	0	0	0	0	0	0	0	0	0	0	0	0	0	0	0	0	L	16-24
12/27	at Washington	P	2	2	0	1.0	0.0	0	0	0	0	0	0	0	1	0	0	0	0	0	0	0	0	0	W	20-13
01/03	Saints	P	1	1	0	0.0	0.0	0	0	0	0	0	0	0	0	0	0	0	0	0	0	0	0	0	L	7-33
2020 TOTALS		15-0	18	15	3	4.0	19.0	4	23	5	0	0	0	0	1	1	2	1	0	0	0	0	0	0	0	5-11

DATE	OPPONENT	P/S	TACKLES							INTERCEPTIONS					O. FUMB			ST				W/L	SCORE	
			TK	S	A	SK	YDS	TFL	YDS	QBH	NO	YDS	LG	TD	PD	FF	FR	YDS	TK	S	A			FF
09/08	Rams	P	0	0	0	0.0	0.0	0	0	0	0	0	0	0	0	0	0	0	0	0	0	0	L	27-30
09/12	Buccaneers	P	4	1	3	0.0	0.0	0	0	0	0	0	0	0	0	0	0	0	0	0	0	L	14-20	
09/22	at Cardinals	P	2	2	0	0.0	0.0	0	0	0	0	0	0	0	0	0	0	0	0	0	0	W	38-20	
09/29	at Texans	P	0	0	0	0.0	0.0	0	0	0	0	0	0	0	0	0	0	0	0	0	0	W	16-10	
10/06	Jaguars	P	1	0	1	0.0	0.0	0	0	0	0	0	0	0	0	1	15	0	0	0	0	W	34-27	
10/13	at Buccaneers	P	0	0	0	0.0	0.0	0	0	0	0	0	0	0	0	0	0	1	1	0	0	W	37-26	
10/27	at 49ers	P	1	0	1	0.0	0.0	0	0	1	0	0	0	0	0	0	0	0	0	0	0	L	13-51	
11/03	Titans	P	1	1	0	1.0	7.0	1	7	1	0	0	0	0	0	0	0	0	0	0	0	W	30-20	
11/10	at Packers	P	0	0	0	0.0	0.0	0	0	0	0	0	0	0	0	0	0	0	0	0	0	L	16-24	
11/17	Falcons	P	0	0	0	0.0	0.0	0	0	0	0	0	0	0	0	0	0	0	0	0	0	L	3-29	
11/24	at Saints		ON INACTIVE LIST																			L	31-34	
12/01	Washington		ON INACTIVE LIST																			L	21-29	
12/08	at Seahawks	P	1	0	1	0.0	0.0	0	0	0	0	0	0	0	0	0	0	1	0	1	0	0	L	20-40
12/15	Seahawks		ON INACTIVE LIST																			L	24-30	
12/22	at Colts		ON INACTIVE LIST																			L	6-38	
12/29	Saints		ON INACTIVE LIST																			L	10-42	
2019 TOTALS		11-0	10	4	6	1.0	7.0	1	7	2	0	0	0	0	0	0	1	15	2	1	1	0	0	5-11

DATE	OPPONENT	P/S	TACKLES							INTERCEPTIONS					O. FUMB			ST				W/L	SCORE			
			TK	S	A	SK	YDS	TFL	YDS	QBH	NO	YDS	LG	TD	PD	FF	FR	YDS	TK	S	A			FF	FR	
09/09	Cowboys	P								ON INACTIVE LIST															L	16-8
09/16	at Falcons			0	0	0	0.0	0.0	0	0	0	0	0	0	0	0	0	0	1	0	1	0	0		W	24-31
09/23	Bengals										ON INACTIVE LIST														W	31-21
10/07	Giants										ON INACTIVE LIST														W	33-31
10/14	at Washington										ON INACTIVE LIST														L	17-23
10/21	at Eagles									ON INACTIVE LIST														W	21-17	
10/28	Ravens									ON INACTIVE LIST														W	36-21	
11/04	Buccaneers									ON INACTIVE LIST														W	42-28	
11/08	at Steelers									ON INACTIVE LIST														L	21-52	
11/18	at Lions	P	1	1	0	0.0	0.0	0	0	0	0	0	0	0	0	0	0	0	0	0	0	0		L	19-20	
11/25	Seahawks	P	0	0	0	0.0	0.0	0	0	0	0	0	0	0	0	0	0	0	0	0	0		L	27-30		
12/02	at Buccaneers									ON INACTIVE LIST														L	17-24	
12/09	at Browns									ON INACTIVE LIST														L	20-26	
12/17	Saints									ON INACTIVE LIST														L	9-12	
12/23	Falcons									ON INACTIVE LIST														L	10-24	
12/30	at Saints	P	1	0	1	0.0	0.0	0	0	0	0	0	0	0	0	0	0	1	0	1	0	0		W	33-14	
2018 TOTALS		4-0	2	1	1	0.0	0.0	0	0	0	0	0	0	0	0	0	0	2	0	2	0	0		7-9		



**FRANK HERRON**  
**6'5" // 275**  
**LOUISIANA STATE**  
**CENTERVILLE, ILL.**

**69**  
**DE**

EXPERIENCE (YEARS)

NFL

PANTHERS

**2**
**1**

BIRTHDATE

**7.9.94**

ACQUIRED

**FA-21**

## PRO CAREER

- Played in four games for Detroit in 2020, registering five tackles.
- Saw action in three games for Detroit in 2019, making six tackles.
- Spent time on New England practice squad in 2018.

## TRANSACTIONS

- Signed as an undrafted free agent with New England (5/11/18)...Waived by New England (8/31/18)...Signed to Seattle practice squad (9/3/18)...Released by Seattle (9/12/18)...Signed to New England practice squad (10/8/18)...Signed a reserve/future contract with New England (2/5/19)...Released by New England (5/16/19)...Signed with Tennessee (5/29/19)...Waived by Tennessee (8/31/19)...Signed to Detroit practice squad (9/27/19)...Released by Detroit (9/28/19)...Signed to Miami practice squad (10/24/19)...Signed to Detroit active roster (12/10/19)...Waived by Detroit, signed to practice squad (9/5/2020)...Signed to Detroit active roster (12/5/20)...Waived by Detroit (1/2/21)...Signed by Carolina (4/13/21)...Waived by Carolina (5/10/21)...Signed by Carolina (5/26/21).

## COLLEGE & PERSONAL

- Played four seasons at LSU (2014-17)...Tallied 67 tackles, including six for loss...Made three forced fumbles, 2.0 sacks and one fumble recovery...Went to Central HS in Memphis, Tenn.

## FRANK HERRON'S NFL REGULAR SEASON DEFENSIVE STATISTICS

		TACKLES										INTERCEPTIONS					O. FUMB			ST				MISC		
DATE	TEAM	GP	GS	TK	S	A	TFL	YDS	SK	YDS	QBH	NO	YDS	LG	TD	PD	FF	FR	YDS	TK	S	A	FF	FR	S	A
2018	Seahawks	0	0	0	0	0	0	0	0	0.0	0.0	0	0	0	0	0	0	0	0	0	0	0	0	0	0	0
2018	Patriots	0	0	0	0	0	0	0	0	0.0	0.0	0	0	0	0	0	0	0	0	0	0	0	0	0	0	0
2018	TOTAL	0	0	0	0	0	0	0	0	0.0	0.0	0	0	0	0	0	0	0	0	0	0	0	0	0	0	0
2019	Dolphins	0	0	0	0	0	0	0	0	0.0	0.0	0	0	0	0	0	0	0	0	0	0	0	0	0	0	0
2019	Lions	3	0	6	1	5	0	0	0	0.0	0.0	0	0	0	0	0	0	0	0	0	0	0	0	0	0	0
2019	TOTAL	3	0	6	1	5	0	0	0	0.0	0.0	0	0	0	0	0	0	0	0	0	0	0	0	0	0	0
2020	Lions	4	0	5	4	1	1	0	0	0.0	0.0	0	0	0	0	0	1	0	0	0	0	0	0	0	0	0
NFL TOTALS		7	0	11	5	6	1	0	0	0.0	0.0	0	0	0	0	0	1	0	0	0	0	0	0	0	0	0

## FRANK HERRON'S NFL POSTSEASON DEFENSIVE STATISTICS

		TACKLES										INTERCEPTIONS					O. FUMB			ST				MISC		
DATE	TEAM	GP	GS	TK	S	A	TFL	YDS	SK	YDS	QBH	NO	YDS	LG	TD	PD	FF	FR	YDS	TK	S	A	FF	FR	S	A
2018	Patriots	0	0	0	0	0	0	0	0.0	0.0	0	0	0	0	0	0	0	0	0	0	0	0	0	0	0	0
NFL TOTALS		0	0	0	0	0	0	0	0.0	0.0	0	0	0	0	0	0	0	0	0	0	0	0	0	0	0	0

## SINGLE-GAME HIGHS: DEFENSIVE

**Total Tackles** 3 vs. Tampa Bay Buccaneers, Dec 15, 2019  
**Passes Defensed** 1 vs. Washington, Nov 15, 2020

**Tackles For Loss** 1 at Tennessee Titans, Dec 20, 2020

2020 GAME-BY-GAME REGULAR-SEASON STATISTICS (LIONS)

TACKLES																	INTERCEPTIONS					O. FUMB			ST			MISC			
DATE	OPPONENT	P/S	TK	S	A	SK	YDS	TFL	YDS	QBH	NO	YDS	LG	TD	PD	FF	FR	YDS	TK	S	A	FF	FR	S	A	W/L	SCORE				
09/13	Bears																									L	23-27				
09/20	at Packers																									L	21-42				
09/27	at Cardinals																									W	26-23				
10/04	Saints																									L	29-35				
10/18	at Jaguars																									W	34-16				
10/25	at Falcons																									W	23-22				
11/01	Colts																									L	21-41				
11/08	at Vikings																									L	20-34				
11/15	Washington	P	2	1	1	0.0	0.0	0	0	0	0	0	0	0	1	0	0	0	0	0	0	0	0	0	0	0	W	30-27			
11/22	at Panthers	P	1	1	0	0.0	0.0	0	0	0	0	0	0	0	0	0	0	0	0	0	0	0	0	0	0	0	L	0-20			
11/26	Texans																									L	25-41				
12/06	at Bears	P	0	0	0	0.0	0.0	0	0	0	0	0	0	0	0	0	0	0	0	0	0	0	0	0	0	0	W	34-30			
12/13	Packers																									L	24-31				
12/20	at Titans	P	2	2	0	0.0	0.0	1	0	0	0	0	0	0	0	0	0	0	0	0	0	0	0	0	0	0	L	25-46			
12/26	Buccaneers																									L	7-47				
01/03	Vikings																									L	35-37				
2020 TOTALS			4-0	5	4	1	0.0	0.0	1	0	0	0	0	0	1	0	0	0	0	0	0	0	0	0	0	0	5-11				

2019 GAME-BY-GAME REGULAR-SEASON STATISTICS (DOLPHINS/LIONS)

TACKLES										INTERCEPTIONS					O. FUMB			ST			MISC							
DATE	OPPONENT	P/S	TK	S	A	SK	YDS	TFL	YDS	QBH	NO	YDS	LG	TD	PD	FF	FR	YDS	TK	S	A	FF	FR	S	A	W/L	SCORE	
09/08	Ravens											NOT ON ROSTER														L	10-59	
09/15	Patriots											NOT ON ROSTER														L	0-43	
09/22	at Cowboys											NOT ON ROSTER														L	6-31	
09/29	Chargers											NOT ON ROSTER														L	10-30	
10/13	Washington											NOT ON ROSTER														L	16-17	
10/20	at Bills											NOT ON ROSTER														L	21-31	
10/28	at Steelers											PRACTICE SQUAD														L	14-27	
11/03	Jets											PRACTICE SQUAD														W	26-18	
11/10	at Colts											PRACTICE SQUAD														W	16-12	
11/17	Bills											PRACTICE SQUAD														L	20-37	
11/24	at Browns											PRACTICE SQUAD														L	24-41	
12/01	Eagles											PRACTICE SQUAD														W	37-31	
12/08	at Jets											PRACTICE SQUAD														L	21-22	
Went from Dolphins to Lions.																												
12/15	Buccaneers	P	3	0	3	0.0	0.0	0	0	0	0	0	0	0	0	0	0	0	0	0	0	0	0	0	0	0	L	17-38
12/22	at Broncos	P	1	1	0	0.0	0.0	0	0	0	0	0	0	0	0	0	0	0	0	0	0	0	0	0	0	0	L	17-27
12/29	Packers	P	2	0	2	0.0	0.0	0	0	0	0	0	0	0	0	0	0	0	0	0	0	0	0	0	0	0	L	20-23
2019 TOTALS		3-0	6	1	5	0.0	0.0	0	0	0	0	0	0	0	0	0	0	0	0	0	0	0	0	0	0	0	3-13	



**DONTÉ JACKSON**  
**5'10" // 180**  
**LOUISIANA STATE**  
**METARIE, LA.**

**26**  
**CB**

EXPERIENCE (YEARS)		BIRTHDATE	ACQUIRED
NFL	PANTHERS	11.8.95	D2-18
4	4		

## NFL RANKINGS

- Totalled 10 interceptions over his first three seasons, ranking fourth among NFL cornerbacks since 2018.

## FRANCHISE RANKINGS

- His 10 picks are the second-most (Chris Gamble, 16) by any Panther over his first three seasons.
- Became first player in franchise history to return a two-point conversion attempt for a defensive score, intercepting New Orleans' QB Drew Brees in Week 15 (12/17/18) and returning it 98 yards.

## PRO CAREER

- Battled a toe injury to play in 14 games with 13 starts in 2020...Led the team with three interceptions and 11 passes defended...Made 34 tackles, including one tackle for loss.
- Played in 13 games with 10 starts for Carolina in 2019...Tallied 40 tackles while tying for the team lead with three interceptions...Notched eight pass deflections.
- Started all 16 games for Carolina in 2018...Tallied 75 tackles, one sack, one forced fumble, seven passes defended and four interceptions, tying for seventh in the NFL in interceptions and first among rookies.
- Secured a career-high two interceptions against Cincinnati in Week 3 (9/23/18), including one late in the fourth quarter that sealed the team's victory.

## TRANSACTIONS

- Drafted by the Carolina Panthers in the second round of the 2018 Draft (55th overall).

## COLLEGE & PERSONAL

- Played in 37 games with 24 starts in the secondary for the Tigers...For career, compiled 116 tackles, 4.0 tackles for loss, and four interceptions...Added 22 pass breakups and a sack...Named All-America Second Team by Sporting News in 2017...All-SEC Second Team in 2017...In 2017, finished with 51 tackles, 3.5 tackles for loss, a sack and an interception...Ranked second on team in pass breakups with 10...Recorded a career-best nine tackles in road win over Florida...In his sophomore season of 2016, he played in 12 games with 11 starts...Recorded the second-most pass breakups with eight on the season...Also had 39 tackles...Returned seven kickoffs during the season, including a long of 40 against Jacksonville State...Also totaled two interceptions and a forced fumble...Competed on LSU's track teams as one of the NCAA's top sprinters during the 2017 track season...An SEC finalist in the 60 meters indoors and 100 meters outdoors at the SEC Championships...Owns a personal best of 6.63 in the 60-meter dash from the 2016 season to rank No. 4 on LSU's all-time indoor performance list in the event.

## DONTÉ JACKSON'S NFL REGULAR SEASON DEFENSIVE STATISTICS

		TACKLES										INTERCEPTIONS						O. FUMB				ST			
DATE	TEAM	GP	GS	TK	S	A	TFL	YDS	SK	YDS	QBH	NO	YDS	LG	TD	PD	FF	FR	YDS	TK	S	A	FF	FR	
2018	Panthers	16	16	73	62	11	4	15	1.0	8.0	1	4	0	0	0	9	1	0	0	1	1	0	0	0	0
2019	Panthers	13	10	40	32	8	1	2	0.0	0.0	0	3	25	25	0	8	0	1	0	0	0	0	0	0	1
2020	Panthers	14	13	34	22	12	1	1	0.0	0.0	0	3	110	66	0	11	0	0	0	0	0	0	0	0	0
NFL TOTALS		43	39	147	116	31	6	18	1.0	8.0	1	10	135	66	0	28	1	1	0	1	1	0	0	0	0

## SINGLE-GAME HIGHS: DEFENSIVE

Total Tackles	10 at Cleveland Browns, Dec 09, 2018
Sacks	1.0 vs. Baltimore Ravens, Oct 28, 2018
Passes Defended	3 at Green Bay Packers, Nov 10, 2019
Forced Fumbles	1 at Atlanta Falcons, Sep 16, 2018
Fumble Recoveries	1 vs. Tennessee Titans, Nov 03, 2019

Tackles For Loss	2 at Pittsburgh Steelers, Nov 08, 2018
Interceptions	2 at Arizona Cardinals, Sep 22, 2019
	...1 more at 2.
Interception Return Yards	66 at Los Angeles Chargers, Sep 27, 2020
Special Teams Tackles	1 at Washington, Oct 14, 2018
Special Teams Fumble Recoveries	1 vs. Tampa Bay Buccaneers, Sep 12, 2019

2020 GAME-BY-GAME REGULAR-SEASON STATISTICS (PANTHERS)

			TACKLES							INTERCEPTIONS					O. FUMB			ST			MISC						
DATE	OPPONENT	P/S	TK	S	A	SK	YDS	TFL	YDS	QBH	NO	YDS	LG	TD	PD	FF	FR	YDS	TK	S	A	FF	FR	S	A	W/L	SCORE
09/13	Raiders	S	0	0	0	0.0	0.0	0	0	0	0	0	0	0	0	0	0	0	0	0	0	0	0	0	0	L	30-34
09/20	at Buccaneers	S	3	1	2	0.0	0.0	0	0	0	1	44	44	0	1	0	0	0	0	0	0	0	0	0	0	L	17-31
09/27	at Chargers	S	1	1	0	0.0	0.0	0	0	0	1	66	66	0	2	0	0	0	0	0	0	0	0	0	0	W	21-16
10/04	Cardinals	S	5	2	3	0.0	0.0	0	0	0	0	0	0	0	1	0	0	0	0	0	0	0	0	0	0	W	31-21
10/11	at Falcons	S	0	0	0	0.0	0.0	0	0	0	0	0	0	0	0	0	0	0	0	0	0	0	0	0	0	W	23-16
10/18	Bears	P	2	2	0	0.0	0.0	0	0	0	0	0	0	0	1	0	0	0	0	0	0	0	0	0	0	L	16-23
10/25	at Saints	S	0	0	0	0.0	0.0	0	0	0	0	0	0	0	0	0	0	0	0	0	0	0	0	0	0	L	24-27
10/29	Falcons	S	3	3	0	0.0	0.0	0	0	0	1	0	0	0	1	0	0	0	0	0	0	0	0	0	0	L	17-25
11/08	at Chiefs	S	2	2	0	0.0	0.0	0	0	0	0	0	0	0	0	0	0	0	0	0	0	0	0	0	0	L	31-33
11/15	Buccaneers	S	2	1	1	0.0	0.0	0	0	0	0	0	0	0	0	0	0	0	0	0	0	0	0	0	0	L	23-46
11/22	Lions		ON INACTIVE LIST																							W	20-0
11/29	at Vikings		ON INACTIVE LIST																							L	27-28
12/13	Broncos	S	3	2	1	0.0	0.0	1	1	0	0	0	0	0	2	0	0	0	0	0	0	0	0	0	0	L	27-32
12/19	at Packers	S	5	3	2	0.0	0.0	0	0	0	0	0	0	0	0	0	0	0	0	0	0	0	0	0	0	L	16-24
12/27	at Washington	S	3	3	0	0.0	0.0	0	0	0	0	0	0	0	2	0	0	0	0	0	0	0	0	0	0	W	20-13
01/03	Saints	S	5	2	3	0.0	0.0	0	0	0	0	0	0	0	1	0	0	0	0	0	0	0	0	0	0	L	7-33
2020 TOTALS		14-13	34	22	12	0.0	0.0	1	1	0	3	110	66	0	11	0	0	0	0	0	0	0	0	0	0	5-11	


2019 GAME-BY-GAME REGULAR-SEASON STATISTICS (PANTHERS)

DATE	OPPONENT	P/S	TACKLES							INTERCEPTIONS					O. FUMB			ST			W/L	SCORE			
			TK	S	A	SK	YDS	TFL	YDS	QBH	NO	YDS	LG	TD	PD	FF	FR	YDS	TK	S			A	FF	FR
09/08	Rams	S	3	3	0	0.0	0.0	0	0	0	0	0	0	0	1	0	0	0	0	0	0	0	0	L	27-30
09/12	Buccaneers	S	6	4	2	0.0	0.0	0	0	0	0	0	0	0	0	0	0	0	0	0	0	0	1	L	14-20
09/22	at Cardinals	S	5	5	0	0.0	0.0	1	2	0	2	25	25	0	2	0	0	0	0	0	0	0	0	W	38-20
09/29	at Texans		ON INACTIVE LIST																		W	16-10			
10/06	Jaguars		ON INACTIVE LIST																		W	34-27			
10/13	at Buccaneers		ON INACTIVE LIST																		W	37-26			
10/27	at 49ers	P	2	2	0	0.0	0.0	0	0	0	0	0	0	0	0	0	0	0	0	0	0	0	L	13-51	
11/03	Titans	S	1	1	0	0.0	0.0	0	0	0	1	0	0	0	1	0	1	0	0	0	0	0	0	W	30-20
11/10	at Packers	S	5	5	0	0.0	0.0	0	0	0	0	0	0	0	3	0	0	0	0	0	0	0	0	L	16-24
11/17	Falcons	S	4	4	0	0.0	0.0	0	0	0	0	0	0	0	0	0	0	0	0	0	0	0	0	L	3-29
11/24	at Saints	S	3	0	3	0.0	0.0	0	0	0	0	0	0	0	1	0	0	0	0	0	0	0	0	L	31-34
12/01	Washington	S	2	0	2	0.0	0.0	0	0	0	0	0	0	0	0	0	0	0	0	0	0	0	0	L	21-29
12/08	at Falcons	S	4	4	0	0.0	0.0	0	0	0	0	0	0	0	0	0	0	0	0	0	0	0	0	L	20-40
12/15	Seahawks	S	4	3	1	0.0	0.0	0	0	0	0	0	0	0	0	0	0	0	0	0	0	0	0	L	24-30
12/22	at Colts	P	0	0	0	0.0	0.0	0	0	0	0	0	0	0	0	0	0	0	0	0	0	0	0	L	6-38
12/29	Saints	P	1	1	0	0.0	0.0	0	0	0	0	0	0	0	0	0	0	0	0	0	0	0	0	L	10-42
2019 TOTALS		13-10	40	32	8	0.0	0.0	1	2	0	3	25	25	0	8	0	1	0	0	0	0	0	1	5-11	

2018 GAME-BY-GAME REGULAR-SEASON STATISTICS (PANTHERS)

DATE	OPPONENT	P/S	TACKLES							INTERCEPTIONS					O. FUMB			ST			W/L	SCORE		
			TK	S	A	SK	YDS	TFL	YDS	QBH	NO	YDS	LG	TD	PD	FF	FR	YDS	TK	S			A	FF
09/09	Cowboys	S	5	4	1	0.0	0.0	0	0	0	0	0	0	0	0	0	0	0	0	0	0	0	W	16-8
09/16	at Falcons	S	7	7	0	0.0	0.0	0	0	0	1	0	0	0	1	1	0	0	0	0	0	0	L	24-31
09/23	Bengals	S	7	7	0	0.0	0.0	0	0	0	2	0	0	0	2	0	0	0	0	0	0	0	W	31-21
10/07	Giants	S	6	5	1	0.0	0.0	0	0	0	0	0	0	0	0	0	0	0	0	0	0	0	W	33-31
10/14	at Washington	S	2	2	0	0.0	0.0	0	0	0	0	0	0	0	2	0	0	0	1	1	0	0	L	17-23
10/21	at Eagles	S	1	1	0	0.0	0.0	0	0	0	0	0	0	0	0	0	0	0	0	0	0	0	W	21-17
10/28	Ravens	S	3	2	1	1.0	8.0	1	8	1	0	0	0	0	1	0	0	0	0	0	0	0	W	36-21
11/04	Buccaneers	S	5	5	0	0.0	0.0	0	0	0	1	0	0	0	1	0	0	0	0	0	0	0	W	42-28
11/08	at Steelers	S	4	4	0	0.0	0.0	2	4	0	0	0	0	0	0	0	0	0	0	0	0	0	L	21-52
11/18	at Lions	S	1	1	0	0.0	0.0	0	0	0	0	0	0	0	0	0	0	0	0	0	0	0	L	19-20
11/25	Seahawks	S	1	0	1	0.0	0.0	0	0	0	0	0	0	0	0	0	0	0	0	0	0	0	L	27-30
12/02	at Buccaneers	S	6	6	0	0.0	0.0	0	0	0	0	0	0	0	0	0	0	0	0	0	0	0	L	17-24
12/09	at Browns	S	10	8	2	0.0	0.0	0	0	0	0	0	0	0	1	0	0	0	0	0	0	0	L	20-26
12/17	Saints	S	3	2	1	0.0	0.0	1	3	0	0	0	0	0	1	0	0	0	0	0	0	0	L	9-12
12/23	Falcons	S	3	2	1	0.0	0.0	0	0	0	0	0	0	0	0	0	0	0	0	0	0	0	L	10-24
12/30	at Saints	S	9	6	3	0.0	0.0	0	0	0	0	0	0	0	0	0	0	0	0	0	0	0	W	33-14
2018 TOTALS			16-16	73	62	11	1.0	8.0	4	15	1	4	0	0	9	1	0	0	1	1	0	0	7-9	





JJ  
**JANSEN**  
6'2" // 235  
**NOTRE DAME**  
PHOENIX, ARIZ.

44  
LS

EXPERIENCE (YEARS)

NFL

PANTHERS

1413

BIRTHDATE

1.20.86

ACQUIRED

TR-09 GB

## FRANCHISE RANKINGS

- Jansen has played in 192 career games in Carolina, second-most by any player in franchise history.

## HONORS

- Pro Bowl (2013)

## PRO CAREER

- Played in all 16 regular season games every season for Carolina from 2009-20.
- Tallied 17 total special teams tackles from 2009-20.
- Helped Carolina's punting game rank fifth in net punting average (42.4) in 2017, marking a new franchise record for net punt yards...Also ranked fifth in net punting in 2013 (41.6), the second-highest average in franchise history.
- Selected to his first career Pro Bowl in 2013...Successful on all 139 snaps...Helped kicker Graham Gano convert 24-of-27 field goal attempts, including a franchise record six made field goals of 50 yards or more...Contributed to punter Brad Nortman setting team records with a 47.8-yard gross average and 41.6-yard net average.
- Spent the 2008 season on the Green Bay Packers injured reserve with a knee injury suffered during the preseason.

## TRANSACTIONS

- Signed as an undrafted rookie free agent by Green Bay (5/2/08)...Placed on injured reserve by Green Bay with an injured left knee (8/31/08)...Traded by Green Bay to Carolina in exchange for a 2011 conditional draft choice (4/13/09)...Signed to contract extension by Carolina (2/8/12)...Signed to contract extension by Carolina (2/17/16).

## COLLEGE & PERSONAL


- Played in 32 games at Notre Dame...Was the Fighting Irish's long snapper...Recorded eight special teams tackles...Served as the long snapper on field goals and punts in all 12 games as a senior in 2007...Worked with two different punters and right-footed and left-footed place-kickers with each having his own holder.

## JJ JANSEN'S NFL REGULAR SEASON STATISTICS

DATE	TEAM	GP
2009	Panthers	16
2010	Panthers	16
2011	Panthers	16
2012	Panthers	16
2013	Panthers	16
2014	Panthers	16
2015	Panthers	16
2016	Panthers	16
2017	Panthers	16
2018	Panthers	16
2019	Panthers	16
2020	Panthers	16
NFL TOTALS		192

JJ JANSEN'S NFL POSTSEASON STATISTICS

DATE	TEAM	GP
2013	Panthers	1
2014	Panthers	2
2015	Panthers	3
2017	Panthers	1
NFL TOTALS		7



CLAY

JOHNSTON

6'1" // 225

BAYLOR  
ABILENE, TEXAS

57

LB

EXPERIENCE (YEARS)

NFL

PANTHERS

1

1

BIRTHDATE

8.8.96

ACQUIRED

FA-20

## PRO CAREER

- Saw action in two games at the end of the 2020 season for Carolina.

## TRANSACTIONS

- Selected by the Los Angeles Rams in the seventh round (234th overall) of the 2020 Draft...Waived by Los Angeles (9/5/20)...Signed to Carolina practice squad (9/8/20)...Signed a reserve future contract with Carolina (1/4/21).

## COLLEGE & PERSONAL

- Two-time All-Big 12 selection at Baylor...In 2019, registered 58 tackles, 2.5 sacks and one interception despite only playing six games due to a knee injury...Recorded a team-high 99 tackles in 2018...Went to Wylie HS in Abilene, Texas...Son of Panthers director of player wellness Kent Johnston.

## CLAY JOHNSTON'S NFL REGULAR SEASON DEFENSIVE STATISTICS


		TACKLES										INTERCEPTIONS					O. FUMB			ST				MISC		
DATE	TEAM	GP	GS	TK	S	A	TFL	YDS	SK	YDS	QBH	NO	YDS	LG	TD	PD	FF	FR	YDS	TK	S	A	FF	FR	S	A
2020	Panthers	2	0	1	0	1	0	0	0.0	0.0	0	0	0	0	0	0	0	0	0	0	0	0	0	0	0	0
NFL TOTALS		2	0	1	0	1	0	0	0.0	0.0	0	0	0	0	0	0	0	0	0	0	0	0	0	0	0	0

## SINGLE-GAME HIGHS: DEFENSIVE

Total Tackles 1 vs. New Orleans Saints, Jan 03, 2021

## 2020 GAME-BY-GAME REGULAR-SEASON STATISTICS (PANTHERS)

TACKLES													INTERCEPTIONS				O. FUMB			ST			MISC				
DATE	OPPONENT	P/S	TK	S	A	SK	YDS	TFL	YDS	QBH	NO	YDS	LG	TD	PD	FF	FR	YDS	TK	S	A	FF	FR	S	A	W/L	SCORE
09/13	Raiders											PRACTICE SQUAD													L	30-34	
09/20	at Buccaneers											PRACTICE SQUAD													L	17-31	
09/27	at Chargers											PRACTICE SQUAD													W	21-16	
10/04	Cardinals											PRACTICE SQUAD													W	31-21	
10/11	at Falcons											PRACTICE SQUAD													W	23-16	
10/18	Bears											PRACTICE SQUAD													L	16-23	
10/25	at Saints											PRACTICE SQUAD													L	24-27	
10/29	Falcons											PRACTICE SQUAD													L	17-25	
11/08	at Chiefs											PRACTICE SQUAD													L	31-33	
11/15	Buccaneers											PRACTICE SQUAD													L	23-46	
11/22	Lions											PRACTICE SQUAD													W	20-0	
11/29	at Vikings											PRACTICE SQUAD													L	27-28	
12/13	Broncos											PRACTICE SQUAD													L	27-32	
12/19	at Packers											PRACTICE SQUAD													L	16-24	
12/27	at Washington	P	0	0	0	0.0	0.0	0	0	0	0	0	0	0	0	0	0	0	0	0	0	0	0	0	0	W	20-13
01/03	Saints	P	1	0	1	0.0	0.0	0	0	0	0	0	0	0	0	0	0	0	0	0	0	0	0	0	0	L	7-33
2020 TOTALS		2-0	1	0	1	0.0	0.0	0	0	0	0	0	0	0	0	0	0	0	0	0	0	0	0	0	0	5-11	



**DAQUAN JONES**  
**6'4" // 320**  
**PENN STATE**  
**JOHNSON CITY, N.Y.**

**90**  
**DT**

EXPERIENCE (YEARS)		BIRTHDATE	ACQUIRED
<b>NFL</b>	<b>PANTHERS</b>	<b>12.17.91</b>	<b>UFA-21 TEN</b>
<b>8</b>	<b>1</b>		

## NFL RANKINGS

- Since 2015, has played in 92 games, tying for ninth-most games played among NFL defensive tackles during that stretch.

## PRO CAREER

- Spent first seven years of career (2014-20) in Tennessee where he was originally drafted...Totaled 99 games played with 235 tackles, including 136 solo with 9.0 sacks...Only missed four games since 2015 season.
- In 2020, started all 16 games and posted a career-high 49 tackles, including a career-best eight tackles for loss, to go with 2.0 sacks and one forced fumble.
- Started all 16 games in 2019, tallying 42 tackles with 1.0 sack...Helped the Titans to the AFC Championship game...Started all three games in the playoffs and made six tackles with a half-sack.
- In 2017, made a career-high 3.5 sacks and had six tackles for loss, despite only playing in 12 games.

## TRANSACTIONS

- Drafted by Tennessee in the fourth round (112th overall) of the 2014 NFL Draft...Placed on injured reserve with Tennessee (12/4/17)...Signed as a free agent with Carolina (4/20/21).

## COLLEGE & PERSONAL

- Played at Penn State from 2010-13, started 23 of 46 with all of his starts coming in his junior and senior seasons...Finished his career with 92 tackles, adding 4.5 sacks and 15.5 tackles for loss, two fumble recoveries and a pass deflection...As a senior (2013), First Team All-Big Ten Conference honors and was named to the Outland Trophy Watch List...Named Most Valuable Player by his teammates...Finished fifth on the team with a career-high 56 tackles (33 solos), the most for any interior defensive lineman in the Big Ten in 2013...Attended Johnson City HS in Johnson City, N.Y.

## DAQUAN JONES' NFL REGULAR SEASON DEFENSIVE STATISTICS

		TACKLES										INTERCEPTIONS					O. FUMB			ST				MISC		
DATE	TEAM	GP	GS	TK	S	A	TFL	YDS	SK	YDS	QBH	NO	YDS	LG	TD	PD	FF	FR	YDS	TK	S	A	FF	FR	S	A
2014	Titans	7	1	8	5	3	1	2	1.0	1.0	2	0	0	0	0	0	1	0	0	0	0	0	0	0	0	0
2015	Titans	16	16	45	25	20	3	6	0.0	0.0	3	0	0	0	0	0	0	1	0	0	0	0	0	0	0	0
2016	Titans	16	16	26	17	9	2	12	1.5	12.0	3	0	0	0	0	0	0	1	0	0	0	0	0	0	0	0
2017	Titans	12	12	31	19	12	4	19	3.5	20.0	6	0	0	0	0	0	0	0	0	0	0	0	0	0	0	0
2018	Titans	16	16	34	20	14	4	12	0.0	0.0	5	0	0	0	0	1	0	0	0	0	0	0	0	0	0	0
2019	Titans	16	16	42	21	21	0	0	1.0	0.0	2	0	0	0	0	3	0	0	0	0	0	0	0	0	0	0
2020	Titans	16	16	49	29	20	4	15	2.0	13.0	6	0	0	0	0	0	1	0	0	0	0	0	0	0	0	0
NFL TOTALS		99	93	235	136	99	18	66	9.0	46.0	27	0	0	0	0	4	2	2	0	0	0	0	0	0	0	0

## DAQUAN JONES' NFL POSTSEASON DEFENSIVE STATISTICS

		TACKLES										INTERCEPTIONS					O. FUMB			ST				MISC		
DATE	TEAM	GP	GS	TK	S	A	TFL	YDS	SK	YDS	QBH	NO	YDS	LG	TD	PD	FF	FR	YDS	TK	S	A	FF	FR	S	A
2017	Titans	0	0	0	0	0	0	0	0.0	0.0	0	0	0	0	0	0	0	0	0	0	0	0	0	0	0	0
2019	Titans	3	3	6	2	4	0	0	0.5	0.0	3	0	0	0	0	0	0	0	0	0	0	0	0	0	0	0
2020	Titans	1	1	3	2	1	1	8	1.0	8.0	1	0	0	0	0	0	0	0	0	0	0	0	0	0	0	0
NFL TOTALS		4	4	9	4	5	1	8	1.5	8.0	4	0	0	0	0	0	0	0	0	0	0	0	0	0	0	0

SINGLE-GAME HIGHS: DEFENSIVE

Total Tackles 9 at Buffalo Bills, Oct 07, 2018  
Sacks 2.0 at Indianapolis Colts, Nov 26, 2017  
Passes Defensed 1 vs. Jacksonville Jaguars, Nov 24, 2019  
...3 more at 1.

Forced Fumbles 1 vs. Detroit Lions, Dec 20, 2020  
...1 more at 1.  
Fumble Recoveries 1 vs. Houston Texans, Jan 01, 2017  
...1 more at 1.  
Tackles For Loss 3 at Indianapolis Colts, Nov 26, 2017

SINGLE-GAME HIGHS - POSTSEASON: DEFENSIVE

Total Tackles 4 at Kansas City Chiefs, Jan 19, 2020  
3 vs. Baltimore Ravens, Jan 10, 2021  
1 at Baltimore Ravens, Jan 11, 2020  
1 at New England Patriots, Jan 04, 2020  
Sacks 1.0 vs. Baltimore Ravens, Jan 10, 2021  
0.5 at Kansas City Chiefs, Jan 19, 2020

Tackles For Loss 1 vs. Baltimore Ravens, Jan 10, 2021

2020 GAME-BY-GAME REGULAR-SEASON STATISTICS (TITANS)

DATE	OPPONENT	P/S	TACKLES								INTERCEPTIONS				O. FUMB			ST			MISC			SCORE		
			TK	S	A	SK	YDS	TFL	YDS	QBH	NO	YDS	LG	TD	PD	FF	FR	YDS	TK	S	A	FF	FR		S	A
09/14	at Broncos	S	2	1	1	0.0	0.0	0	0	0	0	0	0	0	0	0	0	0	0	0	0	0	0	0	W	16-14
09/20	Jaguars	S	4	3	1	0.0	0.0	0	0	0	0	0	0	0	0	0	0	0	0	0	0	0	0	0	W	33-30
09/27	at Vikings	S	2	2	0	0.0	0.0	0	0	1	0	0	0	0	0	0	0	0	0	0	0	0	0	0	W	31-30
10/13	Bills	S	2	1	1	0.0	0.0	0	0	0	0	0	0	0	0	0	0	0	0	0	0	0	0	0	W	42-16
10/18	Texans	S	4	2	2	0.5	1.5	1	1	1	0	0	0	0	0	0	0	0	0	0	0	0	0	0	W	42-36+
10/25	Steelers	S	3	1	2	0.0	0.0	0	0	0	0	0	0	0	0	0	0	0	0	0	0	0	0	0	L	24-27
11/01	at Bengals	S	2	1	1	0.0	0.0	0	0	0	0	0	0	0	0	0	0	0	0	0	0	0	0	0	L	20-31
11/08	Bears	S	7	4	3	0.5	0.5	2	3	1	0	0	0	0	0	0	0	0	0	0	0	0	0	0	W	24-17
11/12	Colts	S	5	4	1	1.0	11.0	1	11	1	0	0	0	0	0	0	0	0	0	0	0	0	0	0	L	17-34
11/22	at Ravens	S	1	1	0	0.0	0.0	0	0	0	0	0	0	0	0	0	0	0	0	0	0	0	0	0	W	30-24+
11/29	at Colts	S	4	3	1	0.0	0.0	0	0	1	0	0	0	0	0	0	0	0	0	0	0	0	0	0	W	45-26
12/06	Browns	S	3	1	2	0.0	0.0	0	0	0	0	0	0	0	0	0	0	0	0	0	0	0	0	0	L	35-41
12/13	at Jaguars	S	1	0	1	0.0	0.0	0	0	1	0	0	0	0	0	0	0	0	0	0	0	0	0	0	W	31-10
12/20	Lions	S	3	3	0	0.0	0.0	0	0	0	0	0	0	0	1	0	0	0	0	0	0	0	0	0	W	46-25
12/27	at Packers	S	2	1	1	0.0	0.0	0	0	0	0	0	0	0	0	0	0	0	0	0	0	0	0	0	L	14-40
01/03	at Texans	S	4	1	3	0.0	0.0	0	0	0	0	0	0	0	0	0	0	0	0	0	0	0	0	0	W	41-38
2020 TOTALS		16-16	49	29	20	2.0	13.0	4	15	6	0	0	0	0	0	1	0	0	0	0	0	0	0	0	11-5	

+ - Overtime

2019 GAME-BY-GAME REGULAR-SEASON STATISTICS (TITANS)

DATE	OPPONENT	P/S	TACKLES							INTERCEPTIONS				O. FUMB			ST			MISC			SCORE			
			TK	S	A	SK	YDS	TFL	YDS	QBH	NO	YDS	LG	TD	PD	FF	FR	YDS	TK	S	A	FF		FR	S	A
09/08	at Browns	S	3	1	2	0.0	0.0	0	0	0	0	0	0	0	0	0	0	0	0	0	0	0	0	0	W	43-13
09/15	Colts	S	6	5	1	0.0	0.0	0	0	0	0	0	0	0	0	0	0	0	0	0	0	0	0	0	L	17-19
09/19	at Jaguars	S	1	1	0	0.0	0.0	0	0	0	0	0	0	0	0	0	0	0	0	0	0	0	0	0	L	7-20
09/29	at Falcons	S	1	0	1	0.0	0.0	0	0	0	0	0	0	0	0	0	0	0	0	0	0	0	0	0	W	24-10
10/06	Bills	S	3	2	1	1.0	0.0	0	0	0	0	0	0	0	0	0	0	0	0	0	0	0	0	0	L	7-14
10/13	at Broncos	S	1	1	0	0.0	0.0	0	0	0	0	0	0	0	0	0	0	0	0	0	0	0	0	0	L	0-16
10/20	Chargers	S	2	1	1	0.0	0.0	0	0	0	0	0	0	0	0	0	0	0	0	0	0	0	0	0	W	23-20
10/27	Buccaneers	S	3	0	3	0.0	0.0	0	0	0	0	0	0	1	0	0	0	0	0	0	0	0	0	0	W	27-23
11/03	at Panthers	S	6	1	5	0.0	0.0	0	0	1	0	0	0	1	0	0	0	0	0	0	0	0	0	0	L	20-30
11/10	Chiefs	S	2	2	0	0.0	0.0	0	0	0	0	0	0	0	0	0	0	0	0	0	0	0	0	0	W	35-32
11/24	Jaguars	S	1	1	0	0.0	0.0	0	0	1	0	0	0	1	0	0	0	0	0	0	0	0	0	0	W	42-20
12/01	at Colts	S	3	0	3	0.0	0.0	0	0	0	0	0	0	0	0	0	0	0	0	0	0	0	0	0	W	31-17
12/08	at Raiders	S	2	0	2	0.0	0.0	0	0	0	0	0	0	0	0	0	0	0	0	0	0	0	0	0	W	42-21
12/15	Texans	S	5	4	1	0.0	0.0	0	0	0	0	0	0	0	0	0	0	0	0	0	0	0	0	0	L	21-24
12/22	Saints	S	2	1	1	0.0	0.0	0	0	0	0	0	0	0	0	0	0	0	0	0	0	0	0	0	L	28-38
12/29	at Texans	S	1	1	0	0.0	0.0	0	0	0	0	0	0	0	0	0	0	0	0	0	0	0	0	0	W	35-14
2019 TOTALS		16-16	42	21	21	1.0	0.0	0	0	2	0	0	0	0	3	0	0	0	0	0	0	0	0	0	9-7	

2018 GAME-BY-GAME REGULAR-SEASON STATISTICS (TITANS)

			TACKLES							INTERCEPTIONS					O. FUMB			ST			MISC							
DATE	OPPONENT	P/S	TK	S	A	SK	YDS	TFL	YDS	QBH	NO	YDS	LG	TD	PD	FF	FR	YDS	TK	S	A	FF	FR	S	A	W/L	SCORE	
09/09	at Dolphins	S	2	1	1	0.0	0.0	0	0	0	0	0	0	0	0	0	0	0	0	0	0	0	0	0	0	L	20-27	
09/16	Texans	S	2	1	1	0.0	0.0	0	0	1	0	0	0	0	0	0	0	0	0	0	0	0	0	0	0	W	20-17	
09/23	at Jaguars	S	0	0	0	0.0	0.0	0	0	0	0	0	0	0	0	0	0	0	0	0	0	0	0	0	0	W	9-6	
09/30	Eagles	S	2	2	0	0.0	0.0	0	0	2	0	0	0	0	0	0	0	0	0	0	0	0	0	0	0	W	26-23+	
10/07	at Bills	S	9	6	3	0.0	0.0	2	7	0	0	0	0	0	0	0	0	0	0	0	0	0	0	0	0	L	12-13	
10/14	Ravens	S	2	2	0	0.0	0.0	1	2	0	0	0	0	0	1	0	0	0	0	0	0	0	0	0	0	L	0-21	
10/21	at Chargers	S	3	2	1	0.0	0.0	1	3	1	0	0	0	0	0	0	0	0	0	0	0	0	0	0	0	L	19-20	
11/05	at Cowboys	S	0	0	0	0.0	0.0	0	0	0	0	0	0	0	0	0	0	0	0	0	0	0	0	0	0	W	28-14	
11/11	Patriots	S	1	1	0	0.0	0.0	0	0	0	0	0	0	0	0	0	0	0	0	0	0	0	0	0	0	W	34-10	
11/18	at Colts	S	0	0	0	0.0	0.0	0	0	0	0	0	0	0	0	0	0	0	0	0	0	0	0	0	0	L	10-38	
11/26	at Texans	S	3	0	3	0.0	0.0	0	0	0	0	0	0	0	0	0	0	0	0	0	0	0	0	0	0	L	17-34	
12/02	Jets	S	3	1	2	0.0	0.0	0	0	0	0	0	0	0	0	0	0	0	0	0	0	0	0	0	0	W	26-22	
12/06	Jaguars	S	1	1	0	0.0	0.0	0	0	0	0	0	0	0	0	0	0	0	0	0	0	0	0	0	0	W	30-9	
12/16	at Giants	S	1	0	1	0.0	0.0	0	0	0	0	0	0	0	0	0	0	0	0	0	0	0	0	0	0	W	17-0	
12/22	Washington	S	3	1	2	0.0	0.0	0	0	0	0	0	0	0	0	0	0	0	0	0	0	0	0	0	0	W	25-16	
12/30	Colts	S	2	2	0	0.0	0.0	0	0	1	0	0	0	0	0	0	0	0	0	0	0	0	0	0	0	L	17-33	
2018 TOTALS			16-16	34	20	14	0.0	0.0	4	12	5	0	0	0	0	1	0	0	0	0	0	0	0	0	0	0	9-7	
+ - Overtime																												

2017 GAME-BY-GAME REGULAR-SEASON STATISTICS (TITANS)

			TACKLES								INTERCEPTIONS				O. FUMB			ST			MISC						
DATE	OPPONENT	P/S	TK	S	A	SK	YDS	TFL	YDS	QBH	NO	YDS	LG	TD	PD	FF	FR	YDS	TK	S	A	FF	FR	S	A	W/L	SCORE
09/10	Raiders	S	3	1	2	0.0	0.0	0	0	0	0	0	0	0	0	0	0	0	0	0	0	0	0	0	0	L	16-26
09/17	at Jaguars	S	1	1	0	0.0	0.0	0	0	0	0	0	0	0	0	0	0	0	0	0	0	0	0	0	0	W	37-16
09/24	Seahawks	S	0	0	0	0.0	0.0	0	0	1	0	0	0	0	0	0	0	0	0	0	0	0	0	0	0	W	33-27
10/01	at Texans	S	1	1	0	0.0	0.0	0	0	0	0	0	0	0	0	0	0	0	0	0	0	0	0	0	0	L	14-57
10/08	at Dolphins	S	5	3	2	0.0	0.0	0	0	0	0	0	0	0	0	0	0	0	0	0	0	0	0	0	0	L	10-16
10/16	Colts	S	2	2	0	0.0	0.0	0	0	0	0	0	0	0	0	0	0	0	0	0	0	0	0	0	0	W	36-22
10/22	at Browns	S	7	3	4	0.0	0.0	0	0	0	0	0	0	0	0	0	0	0	0	0	0	0	0	0	0	W	12-9+
11/05	Ravens	S	2	2	0	0.0	0.0	0	0	0	0	0	0	0	0	0	0	0	0	0	0	0	0	0	0	W	23-20
11/12	Bengals	S	0	0	0	0.0	0.0	0	0	0	0	0	0	0	0	0	0	0	0	0	0	0	0	0	0	W	24-20
11/16	at Steelers	S	1	1	0	0.0	0.0	0	0	0	0	0	0	0	0	0	0	0	0	0	0	0	0	0	0	L	17-40
11/26	at Colts	S	4	3	1	2.0	9.0	3	12	3	0	0	0	0	0	0	0	0	0	0	0	0	0	0	0	W	20-16
12/03	Texans	S	5	2	3	1.5	11.0	1	7	2	0	0	0	0	0	0	0	0	0	0	0	0	0	0	0	W	24-13
12/10	at Cardinals		INJURED RESERVE																						L	7-12	
12/17	at 49ers		INJURED RESERVE																						L	23-25	
12/24	Rams		INJURED RESERVE																						L	23-27	
12/31	Jaguars		INJURED RESERVE																						W	15-10	
2017 TOTALS		12-12	31	19	12	3.5	20.0	4	19	6	0	0	0	0	0	0	0	0	0	0	0	0	0	0	0	9-7	
+ - Overtime																											

2016 GAME-BY-GAME REGULAR-SEASON STATISTICS (TITANS)

			TACKLES							INTERCEPTIONS					O. FUMB			ST			MISC						
DATE	OPPONENT	P/S	TK	S	A	SK	YDS	TFL	YDS	QBH	NO	YDS	LG	TD	PD	FF	FR	YDS	TK	S	A	FF	FR	S	A	W/L	SCORE
09/11	Vikings	S	0	0	0	0.0	0.0	0	0	0	0	0	0	0	0	0	0	0	0	0	0	0	0	0	0	L	16-25
09/18	at Lions	S	0	0	0	0.0	0.0	0	0	0	0	0	0	0	0	0	0	0	0	0	0	0	0	0	0	W	16-15
09/25	Raiders	S	1	0	1	0.0	0.0	0	0	0	0	0	0	0	0	0	0	0	0	0	0	0	0	0	0	L	10-17
10/02	at Texans	S	3	2	1	0.0	0.0	0	0	0	0	0	0	0	0	0	0	0	0	0	0	0	0	0	0	L	20-27
10/09	at Dolphins	S	1	1	0	0.0	0.0	1	2	0	0	0	0	0	0	0	0	0	0	0	0	0	0	0	0	W	30-17
10/16	Browns	S	0	0	0	0.0	0.0	0	0	0	0	0	0	0	0	0	0	0	0	0	0	0	0	0	0	W	28-26
10/23	Colts	S	3	2	1	0.0	0.0	0	0	0	0	0	0	0	0	0	0	0	0	0	0	0	0	0	0	L	26-34
10/27	Jaguars	S	1	0	1	0.0	0.0	0	0	0	0	0	0	0	0	0	0	0	0	0	0	0	0	0	0	W	36-22
11/06	at Chargers	S	8	7	1	0.0	0.0	0	0	1	0	0	0	0	0	0	0	0	0	0	0	0	0	0	0	L	35-43
11/13	Packers	S	2	1	1	1.0	10.0	1	10	1	0	0	0	0	0	0	0	0	0	0	0	0	0	0	0	W	47-25
11/20	at Colts	S	1	1	0	0.0	0.0	0	0	0	0	0	0	0	0	0	0	0	0	0	0	0	0	0	0	L	17-24
11/27	at Bears	S	0	0	0	0.0	0.0	0	0	0	0	0	0	0	0	0	0	0	0	0	0	0	0	0	0	W	27-21
12/11	Broncos	S	1	0	1	0.0	0.0	0	0	0	0	0	0	0	0	0	0	0	0	0	0	0	0	0	0	W	13-10
12/18	at Chiefs	S	1	0	1	0.5	2.0	0	0	1	0	0	0	0	0	0	0	0	0	0	0	0	0	0	0	W	19-17
12/24	at Jaguars	S	3	3	0	0.0	0.0	0	0	0	0	0	0	0	0	0	0	0	0	0	0	0	0	0	0	L	17-38
01/01	Texans	S	1	0	1	0.0	0.0	0	0	0	0	0	0	0	0	0	1	0	0	0	0	0	0	0	0	W	24-17
2016 TOTALS		16-16	26	17	9	1.5	12.0	2	12	3	0	0	0	0	0	0	1	0	0	0	0	0	0	0	0	9-7	

2015 GAME-BY-GAME REGULAR-SEASON STATISTICS (TITANS)

TACKLES										INTERCEPTIONS					O. FUMB			ST			MISC						
DATE	OPPONENT	P/S	TK	S	A	SK	YDS	TFL	YDS	QBH	NO	YDS	LG	TD	PD	FF	FR	YDS	TK	S	A	FF	FR	S	A	W/L	SCORE
09/13	at Buccaneers	S	6	6	0	0.0	0.0	1	0	0	0	0	0	0	0	0	0	0	0	0	0	0	0	0	0	W	42-14
09/20	at Browns	S	1	1	0	0.0	0.0	0	0	0	0	0	0	0	0	0	0	0	0	0	0	0	0	0	0	L	14-28
09/27	Colts	S	3	2	1	0.0	0.0	0	0	0	0	0	0	0	0	0	0	0	0	0	0	0	0	0	0	L	33-35
10/11	Bills	S	2	0	2	0.0	0.0	0	0	0	0	0	0	0	0	0	0	0	0	0	0	0	0	0	0	L	13-14
10/18	Dolphins	S	2	1	1	0.0	0.0	0	0	0	0	0	0	0	0	0	0	0	0	0	0	0	0	0	0	L	10-38
10/25	Falcons	S	2	1	1	0.0	0.0	0	0	0	0	0	0	0	0	0	0	0	0	0	0	0	0	0	0	L	7-10
11/01	at Texans	S	3	1	2	0.0	0.0	0	0	0	0	0	0	0	0	0	0	0	0	0	0	0	0	0	0	L	6-20
11/08	at Saints	S	5	3	2	0.0	0.0	0	0	1	0	0	0	0	0	0	0	0	0	0	0	0	0	0	0	W	34-28+
11/15	Panthers	S	1	1	0	0.0	0.0	1	5	0	0	0	0	0	0	0	0	0	0	0	0	0	0	0	0	L	10-27
11/19	at Jaguars	S	2	1	1	0.0	0.0	0	0	0	0	0	0	0	0	0	0	0	0	0	0	0	0	0	0	L	13-19
11/29	Raiders	S	1	1	0	0.0	0.0	0	0	1	0	0	0	0	0	0	1	0	0	0	0	0	0	0	0	L	21-24
12/06	Jaguars	S	3	0	3	0.0	0.0	0	0	0	0	0	0	0	0	0	0	0	0	0	0	0	0	0	0	W	42-39
12/13	at Jets	S	2	1	1	0.0	0.0	0	0	0	0	0	0	0	0	0	0	0	0	0	0	0	0	0	0	L	8-30
12/20	at Patriots	S	4	1	3	0.0	0.0	1	1	1	0	0	0	0	0	0	0	0	0	0	0	0	0	0	0	L	16-33
12/27	Texans	S	5	3	2	0.0	0.0	0	0	0	0	0	0	0	0	0	0	0	0	0	0	0	0	0	0	L	6-34
01/03	at Colts	S	3	2	1	0.0	0.0	0	0	0	0	0	0	0	0	0	0	0	0	0	0	0	0	0	0	L	24-30
2015 TOTALS		16-16	45	25	20	0.0	0.0	3	6	3	0	0	0	0	0	0	1	0	0	0	0	0	0	0	0	3-13	
+ - Overtime																											

2014 GAME-BY-GAME REGULAR-SEASON STATISTICS (TITANS)

			TACKLES							INTERCEPTIONS							O. FUMB			ST			MISC					
DATE	OPPONENT	P/S	TK	S	A	SK	YDS	TFL	YDS	QBH	NO	YDS	LG	TD	PD	FF	FR	YDS	TK	S	A	FF	FR	S	A	W/L	SCORE	
09/07	at Chiefs																									W	26-10	
09/14	Cowboys																									L	10-26	
09/21	at Bengals																									L	7-33	
09/28	at Colts	P	0	0	0	0.0	0.0	0	0	0	0	0	0	0	0	0	0	0	0	0	0	0	0	0	0	L	17-41	
10/05	Browns																									L	28-29	
10/12	Jaguars																									W	16-14	
10/19	at Washington	P	0	0	0	0.0	0.0	0	0	0	0	0	0	0	0	0	0	0	0	0	0	0	0	0	0	L	17-19	
10/26	Texans																									L	16-30	
11/09	at Ravens	P	0	0	0	0.0	0.0	0	0	0	0	0	0	0	0	0	0	0	0	0	0	0	0	0	0	L	7-21	
11/17	Steelers																									L	24-27	
11/23	at Eagles	P	1	1	0	0.0	0.0	1	2	0	0	0	0	0	0	0	0	0	0	0	0	0	0	0	0	L	24-43	
11/30	at Texans																									L	21-45	
12/07	Giants																									L	7-36	
12/14	Jets	P	1	1	0	0.0	0.0	0	0	0	0	0	0	0	0	0	0	0	0	0	0	0	0	0	0	L	11-16	
12/18	at Jaguars	P	2	0	2	0.0	0.0	0	0	0	0	0	0	0	0	0	0	0	0	0	0	0	0	0	0	L	13-21	
12/28	Colts	S	4	3	1	1.0	1.0	0	0	2	0	0	0	0	0	1	0	0	0	0	0	0	0	0	0	L	10-27	
2014 TOTALS		7-1	8	5	3	1.0	1.0	1	2	2	0	0	0	0	0	1	0	0	0	0	0	0	0	0	0	2-14		

2020 GAME-BY-GAME POSTSEASON STATISTICS (TITANS)

DATE	OPPONENT	P/S	TACKLES							INTERCEPTIONS					O. FUMB			ST			MISC			SCORE		
			TK	S	A	SK	YDS	TFL	YDS	QBH	NO	YDS	LG	TD	PD	FF	FR	YDS	TK	S	A	FF	FR		S	A
01/10	Ravens	S	3	2	1	1.0	8.0	1	8	1	0	0	0	0	0	0	0	0	0	0	0	0	0	0	L	13-20
2020 TOTALS			1-1	3	2	1	1.0	8.0	1	8	1	0	0	0	0	0	0	0	0	0	0	0	0	0	0-1	

2019 GAME-BY-GAME POSTSEASON STATISTICS (TITANS)

DATE	OPPONENT	P/S	TACKLES							INTERCEPTIONS					O. FUMB			ST			MISC			SCORE		
			TK	S	A	SK	YDS	TFL	YDS	QBH	NO	YDS	LG	TD	PD	FF	FR	YDS	TK	S	A	FF	FR		S	A
01/04	at Patriots	S	1	1	0	0.0	0.0	0	0	1	0	0	0	0	0	0	0	0	0	0	0	0	0	0	W	20-13
01/11	at Ravens	S	1	0	1	0.0	0.0	0	0	1	0	0	0	0	0	0	0	0	0	0	0	0	0	0	W	28-12
01/19	at Chiefs	S	4	1	3	0.5	0.0	0	0	1	0	0	0	0	0	0	0	0	0	0	0	0	0	0	L	24-35
2019 TOTALS			3-3	6	2	4	0.5	0.0	0	3	0	0	0	0	0	0	0	0	0	0	0	0	0	0	0	2-1



**KEITH KIRKWOOD**  
**6'3" // 210**  
**TEMPLE**  
**NEPTUNE, N.J.**

**18**  
**WR**

EXPERIENCE (YEARS)		BIRTHDATE	ACQUIRED
NFL	PANTHERS	12.26.93	FA-20
4	2		

## PRO CAREER

- Battled injury throughout the 2020 season only appearing in one game for Carolina, making one catch for 13 yards.
- Only played 12 snaps for the Panthers in 2019 after suffering a hamstring injury in Week 1 against the Texans.
- Appeared in eight games with one start as a rookie with the Saints in 2018...Posted 13 receptions for 209 yards and two touchdowns...At Dallas, Nov. 29, made first career start and recorded a 30-yard touchdown...In the NFC Divisional Playoff game vs. Philadelphia recorded two catches for eight yards with a touchdown.

## TRANSACTIONS

- Signed with the Saints as an undrafted free agent (5/7/18)...Waived by the Saints (9/1/18)...Signed to the Saints practice squad (9/2/18)...Signed to the active roster (11/10/18)...Placed on injured reserve (9/17/19)...Signed as a free agent with Carolina (4/1/20)...Placed on injured reserve by Carolina (9/7/20)...Activated to Carolina's 53-man roster from the reserve/injured list (10/17/20)...Placed on injured reserve by Carolina (10/20/20)...Signed one-year contract with Carolina (2/22/21).

## COLLEGE & PERSONAL

- Played in 44 games with 30 starts at Temple and finished his career with 103 receptions for 1,638 yards and 16 touchdowns...In 2017, played in 13 games with 12 starts and recorded 45 receptions for 671 yards and seven touchdowns, as he was a Jason Witten College Man of the Year semifinalist...In 2016, played in 14 games posting 42 receptions for 648 yards and four touchdowns...After transferring to Temple, played in only one game in 2015 due to injury...Played in eight games for Hawaii in 2014, making five starts at after redshirting as a freshman...Earned criminal justice degree. Attended Neptune (N.J.) HS...Played just one year of organized football as senior...A nominee for the 2013 McDonald's All-America Boys High School Basketball Team and received several Division I scholarship offers...Participates in ACME Truck Line school visits at high schools to promote safe driving...Born on Dec. 26, 1994 in Long Branch, N.J.

## KEITH KIRKWOOD'S NFL REGULAR SEASON RUSHING/RECEIVING STATISTICS

DATE	TEAM	GP	GS	RECEIVING					RUSHING				
				NO.	YDS.	AVG.	LG	TD	NO.	YDS.	AVG.	LG	TD
2018	Saints	8	1	13	209	16.1	42	2	0	0	0.0	0	0
2019	Saints	1	0	0	0	0.0	0	0	0	0	0.0	0	0
2020	Panthers	1	0	1	13	13.0	13	0	0	0	0.0	0	0
NFL TOTALS		10	1	14	222	15.9	42	2	0	0	0.0	0	0

## KEITH KIRKWOOD'S NFL POSTSEASON RUSHING/RECEIVING STATISTICS

DATE	TEAM	GP	GS	RECEIVING					RUSHING				
				NO.	YDS.	AVG.	LG	TD	NO.	YDS.	AVG.	LG	TD
2018	Saints	1	1	2	8	4.0	6	1	0	0	0.0	0	0
2019	Saints	0	0	0	0	0.0	0	0	0	0	0.0	0	0
NFL TOTALS		1	1	2	8	4.0	6	1	0	0	0.0	0	0

## SINGLE-GAME HIGHS: RECEIVING

**Receptions** 3 vs. Philadelphia Eagles, Nov 18, 2018  
**Receiving Yards** 45 at Cincinnati Bengals, Nov 11, 2018  
**Longest Receptions** 42 at Cincinnati Bengals, Nov 11, 2018  
**Receiving TDs** 1 at Dallas Cowboys, Nov 29, 2018  
 ...1 more at 1.

**All-Purpose Yards** 45 at Cincinnati Bengals, Nov 11, 2018  
**Special Teams Tackles** 1 at Cincinnati Bengals, Nov 11, 2018  
**Miscellaneous Tackles** 1 vs. Atlanta Falcons, Nov 22, 2018  
**Most TDs** 1 at Dallas Cowboys, Nov 29, 2018  
 ...1 more at 1.

## SINGLE-GAME HIGHS - POSTSEASON: RECEIVING

**Receptions** 2 vs. Philadelphia Eagles, Jan 13, 2019  
**Receiving Yards** 8 vs. Philadelphia Eagles, Jan 13, 2019  
**Longest Receptions** 6 vs. Philadelphia Eagles, Jan 13, 2019  
 2t vs. Philadelphia Eagles, Jan 13, 2019

**Receiving TDs** 1 vs. Philadelphia Eagles, Jan 13, 2019  
**All-Purpose Yards** 8 vs. Philadelphia Eagles, Jan 13, 2019  
**Most TDs** 1 vs. Philadelphia Eagles, Jan 13, 2019



2020 GAME-BY-GAME REGULAR-SEASON STATISTICS (PANTHERS)

DATE	OPPONENT	P/S	RECEIVING					RUSHING					TD	W/L	SCORE
			NO.	YDS.	AVG.	LG	TD	NO.	YDS.	AVG.	LG	TD			
09/13	Raiders													L	30-34
09/20	at Buccaneers													L	17-31
09/27	at Chargers													W	21-16
10/04	Cardinals													W	31-21
10/11	at Falcons													W	23-16
10/18	Bears	P	1	13	13.0	13	0	0	0	0.0	0	0	L	16-23	
10/25	at Saints													L	24-27
10/29	Falcons													L	17-25
11/08	at Chiefs													L	31-33
11/15	Buccaneers													L	23-46
11/22	Lions													W	20-0
11/29	at Vikings													L	27-28
12/13	Broncos													L	27-32
12/19	at Packers													L	16-24
12/27	at Washington													W	20-13
01/03	Saints													L	7-33
2020 TOTALS		1-0	1	13	13.0	13	0	0	0	0.0	0	0	5-11		

2019 GAME-BY-GAME REGULAR-SEASON STATISTICS (SAINTS)

DATE	OPPONENT	P/S	RECEIVING					RUSHING					TD	W/L	SCORE
			NO.	YDS.	AVG.	LG	TD	NO.	YDS.	AVG.	LG	TD			
09/09	Texans	P	0	0	0.0	0	0	0	0	0.0	0	0	W	30-28	
09/15	at Rams													L	9-27
09/22	at Seahawks													W	33-27
09/29	Cowboys													W	12-10
10/06	Buccaneers													W	31-24
10/13	at Jaguars													W	13-6
10/20	at Bears													W	36-25
10/27	Cardinals													W	31-9
11/10	Falcons													L	9-26
11/17	at Buccaneers													W	34-17
11/24	Panthers													W	34-31
11/28	at Falcons													W	26-18
12/08	49ers													L	46-48
12/16	Colts													W	34-7
12/22	at Titans													W	38-28
12/29	at Panthers													W	42-10
2019 TOTALS		1-0	0	0	0.0	0	0	0	0	0.0	0	0	13-3		

2018 GAME-BY-GAME REGULAR-SEASON STATISTICS (SAINTS)


DATE	OPPONENT	P/S	RECEIVING					RUSHING					TD	W/L	SCORE
			NO.	YDS.	AVG.	LG	TD	NO.	YDS.	AVG.	LG	TD			
09/23	at Falcons													W	43-37+
11/11	at Bengals	P	2	45	22.5	42	0	0	0	0.0	0	0	W	51-14	
11/18	Eagles	P	3	33	11.0	19	0	0	0	0.0	0	0	W	48-7	
11/22	Falcons	P	1	5	5.0	5t	1	0	0	0.0	0	0	W	31-17	
11/29	at Cowboys	S	1	30	30.0	30t	1	0	0	0.0	0	0	L	10-13	
12/09	at Buccaneers	P	2	21	10.5	13	0	0	0	0.0	0	0	W	28-14	
12/17	at Panthers	P	2	40	20.0	21	0	0	0	0.0	0	0	W	12-9	
12/23	Steelers	P	2	35	17.5	23	0	0	0	0.0	0	0	W	31-28	
12/30	Panthers	P	0	0	0.0	0	0	0	0	0.0	0	0	L	14-33	
2018 TOTALS		8-1	13	209	16.1	42	2	0	0	0.0	0	0	7-2		

+ - Overtime

2018 GAME-BY-GAME POSTSEASON STATISTICS (SAINTS)

			RECEIVING					RUSHING							
DATE	OPPONENT	P/S	NO.	YDS.	AVG.	LG	TD	NO.	YDS.	AVG.	LG	TD	W/L	SCORE	
01/13	Eagles	S	2	8	4.0	6	1	0	0	0.0	0	0	W	20-14	
01/20	Rams						INACTIVE						L	23-26+	
2018 TOTALS		1-1	2	8	4.0	6	1	0	0	0.0	0	0	1-1		

+ - Overtime



**FRANKIE LUVU**  
**6'3" // 235**  
**WASHINGTON STATE**  
**TAFUNA, AMERICAN SAMOA**

**49**  
**LB**

EXPERIENCE (YEARS)		BIRTHDATE	ACQUIRED
<b>NFL</b>	<b>PANTHERS</b>	<b>9.19.96</b>	<b>FA-21</b>
<b>4</b>	<b>1</b>		

PRO CAREER

- Played in 13 games with career-high three starts in 2020 with the New York Jets...Recorded 21 tackles, including three for loss, with 2.0 sacks and one forced fumble...Added five special teams tackles.
- Played in 13 games in 2019 with seven special teams tackles...Had five tackles on defense with one tackle for loss.
- Saw action in 14 games in rookie season in 2018 with the Jets...Posted career-best 22 tackles with five tackles for loss...His 3.0 sacks led all undrafted rookies in 2018.

TRANSACTIONS

- Signed as an undrafted free agent with the New York Jets (5/4/18)...Waived by the Jets (9/1/18)...Signed to Jets practice squad (9/2/18)...Promoted to Jets active roster (9/8/18)...Waived by the Jets (10/14/19)...Signed to Jets practice squad (10/15/19)...Signed to Jets active roster (11/1/19)...Signed as a free agent with the Jets (4/23/20)...Placed on injured reserve (10/20/20)...Activated from injured reserve (11/21/20)...Signed as a free agent with Carolina (3/23/21)...Placed on Carolina's reserve/COVID-19 list (7/27/21).

COLLEGE & PERSONAL

- Played four seasons (2014-17) at Washington State, playing in 15 games in final two seasons...Posted 48 tackles with 12 tackles for loss and 6.5 sacks with two interceptions in senior season...Ranked eighth in the Pac-12 in tackles for loss...Had 46 tackles and 1.5 sacks in junior year...Born in Tafuna, American Samoa...Went to Tafuna HS.

FRANKIE LUVU'S NFL REGULAR SEASON DEFENSIVE STATISTICS

		TACKLES										INTERCEPTIONS					O. FUMB			ST			MISC			
DATE	TEAM	GP	GS	TK	S	A	TFL	YDS	SK	YDS	QBH	NO	YDS	LG	TD	PD	FF	FR	YDS	TK	S	A	FF	FR	S	A
2018	Jets	14	1	22	17	5	5	18	3.0	7.0	11	0	0	0	0	1	0	0	0	0	0	0	0	0	0	0
2019	Jets	13	0	5	4	1	1	9	1.0	9.0	2	0	0	0	0	0	0	0	0	7	6	1	0	0	0	0
2020	Jets	13	3	21	16	5	3	39	2.0	15.0	3	0	0	0	0	1	1	0	0	4	1	3	0	0	0	0
NFL TOTALS		40	4	48	37	11	9	66	6.0	31.0	16	0	0	0	0	2	1	0	0	11	7	4	0	0	0	0

SINGLE-GAME HIGHS: DEFENSIVE

**Total Tackles** 5 at New England Patriots, Jan 03, 2021  
**Sacks** 1.0 at New England Patriots, Jan 03, 2021  
...5 more at 1.0.  
**Passes Defensed** 1 at New England Patriots, Jan 03, 2021  
...1 more at 1.  
**Forced Fumbles** 1 vs. Cleveland Browns, Dec 27, 2020

**Tackles For Loss** 2 at Detroit Lions, Sep 10, 2018  
**Safeties** 1 at Los Angeles Chargers, Nov 22, 2020  
**Special Teams Tackles** 2 vs. Pittsburgh Steelers, Dec 22, 2019

2020 GAME-BY-GAME REGULAR-SEASON STATISTICS (JETS)

			TACKLES							INTERCEPTIONS					O. FUMB			ST			MISC						
DATE	OPPONENT	P/S	TK	S	A	SK	YDS	TFL	YDS	QBH	NO	YDS	LG	TD	PD	FF	FR	YDS	TK	S	A	FF	FR	S	A	W/L	SCORE
09/13	at Bills	P	3	2	1	0.0	0.0	0	0	0	0	0	0	0	0	0	0	0	1	0	1	0	0	0	0	L	17-27
09/20	49ers	P	0	0	0	0.0	0.0	0	0	0	0	0	0	0	0	0	0	0	1	0	1	0	0	0	0	L	13-31
09/27	at Colts	P	0	0	0	0.0	0.0	0	0	0	0	0	0	0	0	0	0	0	1	0	1	0	0	0	0	L	7-36
10/01	Broncos	P	0	0	0	0.0	0.0	0	0	0	0	0	0	0	0	0	0	0	0	0	0	0	0	0	0	L	28-37
10/11	Cardinals	P	1	0	1	0.0	0.0	0	0	0	0	0	0	0	0	0	0	0	0	0	0	0	0	0	0	L	10-30
10/18	at Dolphins	P	0	0	0	0.0	0.0	0	0	0	0	0	0	0	0	0	0	0	0	0	0	0	0	0	0	L	0-24
10/25	Bills		DID NOT PLAY																						L	10-18	
11/01	at Chiefs		INJURED RESERVE																						L	9-35	
11/09	Patriots		INJURED RESERVE																						L	27-30	
11/22	at Chargers		INJURED RESERVE																						L	28-34	
11/29	Dolphins	P	0	0	0	0.0	0.0	0	0	0	0	0	0	0	0	0	0	0	0	0	0	0	0	0	0	L	3-20
12/06	Raiders	P	2	1	1	0.0	0.0	0	0	0	0	0	0	0	0	0	0	0	0	0	0	0	0	0	0	L	28-31
12/13	at Seahawks	P	3	2	1	0.0	0.0	1	2	0	0	0	0	0	0	0	0	0	0	0	0	0	0	0	0	L	3-40
12/20	at Rams	S	1	1	0	0.0	0.0	0	0	2	0	0	0	0	0	0	0	0	1	1	0	0	0	0	0	W	23-20
12/27	Browns	S	4	3	1	1.0	6.0	0	0	0	0	0	0	0	0	1	0	0	0	0	0	0	0	0	0	W	23-16
01/03	at Patriots	P	5	5	0	1.0	9.0	1	9	1	0	0	0	0	1	0	0	0	0	0	0	0	0	0	0	L	14-28
2020 TOTALS		12-2	19	14	5	2.0	15.0	2	11	3	0	0	0	0	1	1	0	0	4	1	3	0	0	0	0	0	2-14


2019 GAME-BY-GAME REGULAR-SEASON STATISTICS (JETS)

			TACKLES								INTERCEPTIONS					O. FUMB			ST			MISC						
DATE	OPPONENT	P/S	TK	S	A	SK	YDS	TFL	YDS	QBH	NO	YDS	LG	TD	PD	FF	FR	YDS	TK	S	A	FF	FR	S	A	W/L	SCORE	
09/08	Bills	P	2	1	1	0.0	0.0	0	0	1	0	0	0	0	0	0	0	0	0	0	0	0	0	0	0	L	16-17	
09/16	Browns	P	0	0	0	0.0	0.0	0	0	0	0	0	0	0	0	0	0	0	0	0	0	0	0	0	0	L	3-23	
09/22	at Patriots	P	1	1	0	0.0	0.0	0	0	0	0	0	0	0	0	0	0	0	1	1	0	0	0	0	0	L	14-30	
10/06	at Eagles	P	0	0	0	0.0	0.0	0	0	0	0	0	0	0	0	0	0	0	0	0	0	0	0	0	0	L	6-31	
10/13	Cowboys		INACTIVE																								W	24-22
10/21	Patriots		DID NOT PLAY																								L	0-33
10/27	at Jaguars		DID NOT PLAY																								L	15-29
11/03	at Dolphins	P	0	0	0	0.0	0.0	0	0	0	0	0	0	0	0	0	0	0	1	1	0	0	0	0	0	L	18-26	
11/10	Giants	P	0	0	0	0.0	0.0	0	0	0	0	0	0	0	0	0	0	0	1	1	0	0	0	0	0	W	34-27	
11/17	at Washington	P	2	2	0	1.0	9.0	1	9	1	0	0	0	0	0	0	0	0	1	0	1	0	0	0	0	W	34-17	
11/24	Raiders	P	0	0	0	0.0	0.0	0	0	0	0	0	0	0	0	0	0	0	0	0	0	0	0	0	0	W	34-3	
12/01	at Bengals	P	0	0	0	0.0	0.0	0	0	0	0	0	0	0	0	0	0	0	0	0	0	0	0	0	0	L	6-22	
12/08	Dolphins	P	0	0	0	0.0	0.0	0	0	0	0	0	0	0	0	0	0	0	0	0	0	0	0	0	0	W	22-21	
12/12	at Ravens	P	0	0	0	0.0	0.0	0	0	0	0	0	0	0	0	0	0	0	0	0	0	0	0	0	0	L	21-42	
12/22	Steelers	P	0	0	0	0.0	0.0	0	0	0	0	0	0	0	0	0	0	0	2	2	0	0	0	0	0	W	16-10	
12/29	at Bills	P	0	0	0	0.0	0.0	0	0	0	0	0	0	0	0	0	0	0	1	1	0	0	0	0	0	W	13-6	
2019 TOTALS			13-0	5	4	1	1.0	9.0	1	9	2	0	0	0	0	0	0	0	7	6	1	0	0	0	0	0	7-9	

2018 GAME-BY-GAME REGULAR-SEASON STATISTICS (JETS)

DATE	OPPONENT	P/S	TACKLES								INTERCEPTIONS				O. FUMB			ST			MISC			W/L	SCORE	
			TK	S	A	SK	YDS	TFL	YDS	QBH	NO	YDS	LG	TD	PD	FF	FR	YDS	TK	S	A	FF	FR			S
09/10	at Lions	P	3	3	0	0.0	0.0	2	10	0	0	0	0	0	1	0	0	0	0	0	0	0	0	0	W	48-17
09/16	Dolphins	P	1	1	0	0.0	0.0	0	0	1	0	0	0	0	0	0	0	0	0	0	0	0	0	0	L	12-20
09/20	at Browns	P	2	2	0	0.0	0.0	0	0	2	0	0	0	0	0	0	0	0	0	0	0	0	0	0	L	17-21
09/30	at Jaguars		INACTIVE																				L	12-31		
10/07	Broncos	P	2	2	0	0.0	0.0	0	0	2	0	0	0	0	0	0	0	0	0	0	0	0	0	0	W	34-16
10/14	Colts	P	1	1	0	0.0	0.0	0	0	0	0	0	0	0	0	0	0	0	0	0	0	0	0	0	W	42-34
10/21	Vikings	P	0	0	0	0.0	0.0	0	0	0	0	0	0	0	0	0	0	0	0	0	0	0	0	0	L	17-37
10/28	at Bears	P	1	1	0	1.0	3.0	1	3	1	0	0	0	0	0	0	0	0	0	0	0	0	0	0	L	10-24
11/04	at Dolphins		INACTIVE																				L	6-13		
11/11	Bills	P	1	1	0	0.0	0.0	0	0	0	0	0	0	0	0	0	0	0	0	0	0	0	0	0	L	10-41
11/25	Patriots	P	3	0	3	0.0	0.0	0	0	1	0	0	0	0	0	0	0	0	0	0	0	0	0	0	L	13-27
12/02	at Titans	P	2	1	1	1.0	4.0	1	4	1	0	0	0	0	0	0	0	0	0	0	0	0	0	0	L	22-26
12/09	at Bills	P	2	2	0	0.0	0.0	0	0	0	0	0	0	0	0	0	0	0	0	0	0	0	0	0	W	27-23
12/15	Texans	P	2	1	1	0.0	0.0	1	1	1	0	0	0	0	0	0	0	0	0	0	0	0	0	0	L	22-29
12/23	Packers	P	2	2	0	1.0	0.0	0	0	2	0	0	0	0	0	0	0	0	0	0	0	0	0	0	L	38-44+
12/30	at Patriots	S	0	0	0	0.0	0.0	0	0	0	0	0	0	0	0	0	0	0	0	0	0	0	0	0	L	3-38
2018 TOTALS			14-1	22	17	5	3.0	7.0	5	18	11	0	0	0	0	1	0	0	0	0	0	0	0	0	4-12	

+ - Overtime



# CHRISTIAN McCAFFREY

5'11" // 205

STANFORD  
HIGHLANDS RANCH, COLO.

22

RB

EXPERIENCE (YEARS)		BIRTHDATE	ACQUIRED
NFL	PANTHERS	6.7.96	D1-17
5	5		

## NFL RANKINGS

- 116 receptions, most by a running back in a season in NFL history (2019)
- First player in NFL history with 50 rushing and 50 receiving yards in five consecutive games (Weeks 9-13, 2018)
- Third player in NFL history to record 1,000 rushing yards and 1,000 receiving yards in the same season (2019)
- Second player in NFL history with 50 yards rushing, receiving and passing in same game (vs. New Orleans 12/17/18)
- Third player in NFL history with over 1,000 rushing yards and 100 receptions in single season (2018)
- First rookie running back in NFL history with at least 70 receptions and five receiving touchdowns (2017)
- Has averaged 0.9 touchdowns per game played since 2017, ranked third-best in NFL

## FRANCHISE RANKINGS

- Holds franchise record for most scrimmage yards by any player in first four seasons as a Panther (5,817)
- Has most career receiving yards (2,672), receptions (320), receiving touchdowns (16), and receiving first downs (143) by a running back in franchise history
- 2,392 scrimmage yards (2019), most by any player in one season
- 116 receptions (2019), most by any player in one season
- 1,005 receiving yards (2019), most by a running back in one season
- 6 receiving touchdowns (2018), most by a running back in one season
- 41 receiving first downs (2018), most by a running back in one season
- Holds rookie single-season records from 2017 for most receptions (80), scrimmage yards (1,086), yards after catch (593) and first downs (57) by any player
- 15 receptions at Indianapolis (12/22/19), most by any player in a game in franchise history
- 121 receiving yards vs. Atlanta (11/17/19), the most by a running back in a game
- 237 scrimmage yards vs. Jacksonville (10/6/19), the most by any player in a game
- First player in franchise history with 100 rushing and 100 receiving yards in same game in franchise history (vs. Seattle, 11/25/18)
- First non-quarterback with a touchdown pass in franchise history (vs. New Orleans 12/17/18)
- Holds the record for the longest rush in franchise history (84-yard touchdown, 10/6/19 vs. Jacksonville)
- Most scrimmage yards (117), receiving yards (101) and longest reception (56) by a rookie in a playoff game (at New Orleans, 1/7/18)

## HONORS

- Pro Bowl (2019)
- AP All-Pro First Team (2019) [two positions: running back and flex]
- NFL Fantasy Player of the Year (2019)
- AP All-Pro Second Team (2018)
- PFWA All-Pro First Team (2019)
- PFWA All-NFC (2019, 2018)
- Sporting News All-Pro First Team (2019)
- Pro Football Weekly All-Rookie Team (2017)

## PRO CAREER

- Battled multiple injuries in 2020 and only played and started in three games...Posted two touchdowns in each game played and finished with 225 rushing yards and 149 receiving yards.
- Led NFL with 2,392 scrimmage yards in 2019, third-most in one season in NFL history...Finished third in league with 1,387 rushing yards and led all running backs with 1,005 receiving yards...Tied for first in the NFL with 19 total touchdowns.
- Set NFL record with 116 receptions, most by a running back in league history in 2019 as he became third player in NFL history with over 1,000+ rushing yards and 1,000+ receiving yards.
- In 2018, started all 16 games and totaled 1098 rushing yards, 867 receiving yards, seven rushing touchdowns, six receiving touchdowns and one passing touchdown...Became fifth different player with a 1,000-yard rushing season in franchise history.
- Eclipsed 1,000 career rushing yards after rushing 14 times for 77 yards and one touchdown at Pittsburgh (11/8/18)...Becoming one of seven players in NFL history with over 1,000 yards rushing and 1,000 yards receiving in his first 25 career games.
- Against Seattle (11/25), finished with 237 scrimmage yards (125 rush, 112 receiving), besting the previous franchise record for scrimmage yards held by Jonathan Stewart (222)...Became the first Panthers player to ever tally over 100 yards rushing and 100 yards receiving in a game.
- Against New Orleans (12/17/18), he broke the franchise record for most scrimmage yards in a single season, previously held by DeAngelo Williams (1,636, 2008)...Became the first player with 50 yards rushing, receiving and passing in a game since Walter Payton (12/22/85)...Became the first non-QB to throw a touchdown pass in franchise history.
- In 2017, he totaled 651 receiving yards and 432 rushing yards in 16 games played with 10 starts...Added 162 yards on 22 punt returns and 58 yards on three kickoff returns...Tallied five receiving touchdowns and two rushing touchdowns.
- His 1,086 scrimmage yards were the most by a rookie in franchise history and ranked fourth among NFL rookies in 2017.
- Recorded 101 receiving yards and 16 rushing yards with a 56-yard touchdown reception in playoff game in New Orleans (1/8/18), marking the most receiving yards by a running back in the playoffs in franchise history.

TRANSACTIONS

- Drafted by Carolina in the first round (8th overall) of the 2017 NFL Draft...Signed contract extension through 2025 (4/16/20)...Placed on the reserve/injured list (9/23/20)...Activated from the reserve/injured list (11/7/20).

COLLEGE & PERSONAL

- Played in 38 games with 25 starts at Stanford...Entered NFL following junior season...Totaled 6,987 all-purpose yards finishing second in school history, and finished seventh in school history with 33 total touchdowns...Rushed for 3,922 yards, finishing third in school history, with 21 touchdowns on 632 attempts...Finished career second in school history with an average of 6.2 yards per carry and third with 19 100-yard rushing games...Posted 99 catches for 1,206 yards and 10 touchdowns...Averaged 26.4 yards on 56 kickoff returns for 1,479 yards and one touchdown...Generated an 11.2-yard punt return average on 34 returns for 380 yards and one touchdown...Heisman Finalist and AP Player of the Year after sophomore season...Two-time All-American...Two-time All-Pac-12 honoree...Led nation with 211.5 all-purpose yards per game in junior season...Set NCAA record with 3,864 all-purpose yards in sophomore campaign...Set then-school records for single-season rushing yards (2,019) single-game rushing yards (284) and consecutive 100-yard rushing games (9)...Became the first player in Rose Bowl history to have 100 rushing and 100 receiving yards while setting a Rose Bowl record with 368 all-purpose yards...Attended Valor Christian HS in Highlands Ranch, Colo...Majored in communication at Stanford...Father, Ed, played wide receiver for the New York Giants from 1991-94, San Francisco 49ers in 1994 and Denver Broncos from 1994-2003.

CHRISTIAN MCCAFFREY'S NFL REGULAR SEASON RUSHING/RECEIVING STATISTICS

DATE	TEAM	RUSHING							RECEIVING				
		GP	GS	NO.	YDS.	AVG.	LG	TD	NO.	YDS.	AVG.	LG	TD
2017	Panthers	16	10	117	435	3.7	40	2	80	651	8.1	37	5
2018	Panthers	16	16	219	1,098	5.0	59	7	107	867	8.1	38	6
2019	Panthers	16	16	287	1,387	4.8	84t	15	116	1,005	8.7	28	4
2020	Panthers	3	3	59	225	3.8	15	5	17	149	8.8	24	1
NFL TOTALS		51	45	682	3,145	4.6	84T	29	320	2,672	8.4	38	16

CHRISTIAN MCCAFFREY'S NFL POSTSEASON RUSHING/RECEIVING STATISTICS

DATE	TEAM	RUSHING							RECEIVING				
		GP	GS	NO.	YDS.	AVG.	LG	TD	NO.	YDS.	AVG.	LG	TD
2017	Panthers	1	1	6	16	2.7	7	0	6	101	16.8	56t	1
NFL TOTALS		1	1	6	16	2.7	7	0	6	101	16.8	56T	1

SINGLE-GAME HIGHS: RUSHING/RECEIVING

- Rush Attempts** 28 vs. Cincinnati Bengals, Sep 23, 2018
- Rushing Yards** 184 vs. Cincinnati Bengals, Sep 23, 2018
- Longest Runs** 84t vs. Jacksonville Jaguars, Oct 06, 2019
- Rushing TDs** 2 at Tampa Bay Buccaneers, Sep 20, 2020
  - ...7 more at 2.
- Receptions** 15 at Indianapolis Colts, Dec 22, 2019
- Receiving Yards** 121 vs. Atlanta Falcons, Nov 17, 2019
- Longest Receptions** 38 vs. Seattle Seahawks, Nov 25, 2018
- Receiving TDs** 2 at Pittsburgh Steelers, Nov 08, 2018
- All-Purpose Yards** 237 vs. Jacksonville Jaguars, Oct 06, 2019
  - ...1 more at 237.
- Kickoff Returns** 3 at New England Patriots, Oct 01, 2017

- Kickoff Return Yards** 58 at New England Patriots, Oct 01, 2017
- Longest Kickoff Return** 21 at New England Patriots, Oct 01, 2017
- Fair Catches** 2 at Chicago Bears, Oct 22, 2017
  - ...1 more at 2.
- Punt Return Yards** 35 vs. Philadelphia Eagles, Oct 12, 2017
- Longest Punt Return** 25 vs. Philadelphia Eagles, Oct 12, 2017
- Punt Returns** 5 vs. Buffalo Bills, Sep 17, 2017
- Miscellaneous Tackles** 1 at Tampa Bay Buccaneers, Sep 20, 2020
  - ...6 more at 1.
- Most TDs** 3 vs. Tennessee Titans, Nov 03, 2019
  - ...2 more at 3.
- Rushing Average** 10.6 at Tampa Bay Buccaneers, Dec 02, 2018
- Receiving Average** 15.6 vs. Tampa Bay Buccaneers, Nov 04, 2018

SINGLE-GAME HIGHS - POSTSEASON: RUSHING/RECEIVING

- Rush Attempts** 6 at New Orleans Saints, Jan 07, 2018
- Rushing Yards** 16 at New Orleans Saints, Jan 07, 2018
- Longest Runs** 7 at New Orleans Saints, Jan 07, 2018
- Receptions** 6 at New Orleans Saints, Jan 07, 2018
- Receiving Yards** 101 at New Orleans Saints, Jan 07, 2018
- Longest Receptions** 56t at New Orleans Saints, Jan 07, 2018
- Receiving TDs** 1 at New Orleans Saints, Jan 07, 2018
- All-Purpose Yards** 117 at New Orleans Saints, Jan 07, 2018
- Fair Catches** 1 at New Orleans Saints, Jan 07, 2018
- Most TDs** 1 at New Orleans Saints, Jan 07, 2018

100-YARD RECEIVING GAMES (5): REGULAR SEASON

DATE	TEAM	NO.	YDS.	AVG.	LG	TD
09/24/17	SAINTS	9	101	11.2	37	0
09/16/18	at Falcons	14	102	7.3	18	0
11/25/18	SEAHAWKS	11	112	10.2	38	1
11/17/19	FALCONS	11	121	11.0	23	0
12/22/19	at Colts	15	119	7.9	13	0

100-YARD RUSHING GAMES (10): REGULAR SEASON

DATE	TEAM	ATT.	YDS.	AVG.	LG	TD
09/23/18	BENGALS	28	184	6.6	45	0
11/25/18	SEAHAWKS	17	125	7.4	59	1
12/02/18	at Buccaneers	10	106	10.6	53	0
12/23/18	FALCONS	21	101	4.8	13	0
09/08/19	RAMS	19	128	6.7	23	2
09/22/19	at Cardinals	24	153	6.4	76t	1
10/06/19	JAGUARS	19	176	9.3	84t	2
10/27/19	at 49ers	14	117	8.4	40t	1
11/03/19	TITANS	24	146	6.1	58t	2
11/10/19	at Packers	20	108	5.4	18	1

100-YARD RECEIVING GAMES (1): POSTSEASON

DATE	TEAM	NO.	YDS.	AVG.	LG	TD
01/07/18	at Saints	6	101	16.8	56t	1

2020 GAME-BY-GAME REGULAR-SEASON STATISTICS (PANTHERS)

DATE	OPPONENT	P/S	RUSHING					RECEIVING					TD	W/L	SCORE
			NO.	YDS.	AVG.	LG	TD	NO.	YDS.	AVG.	LG	TD			
09/13	Raiders	S	23	97	4.2	15	2	3	38	12.7	16	0	L	30-34	
09/20	at Buccaneers	S	18	59	3.3	9	2	4	29	7.3	10	0	L	17-31	
09/27	at Chargers												W	21-16	
10/04	Cardinals												W	31-21	
10/11	at Falcons												W	23-16	
10/18	Bears												L	16-23	
10/25	at Saints												L	24-27	
10/29	Falcons												L	17-25	
11/08	at Chiefs	S	18	69	3.8	13	1	10	82	8.2	24	1	L	31-33	
11/15	Buccaneers												L	23-46	
11/22	Lions												W	20-0	
11/29	at Vikings												L	27-28	
12/13	Broncos												L	27-32	
12/19	at Packers												L	16-24	
12/27	at Washington												W	20-13	
01/03	Saints												L	7-33	
2020 TOTALS		3-3	59	225	3.8	15	5	17	149	8.8	24	1	5-11		

2019 GAME-BY-GAME REGULAR-SEASON STATISTICS (PANTHERS)

DATE	OPPONENT	P/S	RUSHING					RECEIVING					W/L	SCORE
			NO.	YDS.	AVG.	LG	TD	NO.	YDS.	AVG.	LG	TD		
09/08	Rams	S	19	128	6.7	23	2	10	81	8.1	17	0	L	27-30
09/12	Buccaneers	S	16	37	2.3	10	0	2	16	8.0	10	0	L	14-20
09/22	at Cardinals	S	24	153	6.4	76t	1	3	35	11.7	18	0	W	38-20
09/29	at Texans	S	27	93	3.4	13	1	10	86	8.6	21	0	W	16-10
10/06	Jaguars	S	19	176	9.3	84t	2	6	61	10.2	18t	1	W	34-27
10/13	at Buccaneers	S	22	31	1.4	10	1	4	26	6.5	25t	1	W	37-26
10/27	at 49ers	S	14	117	8.4	40t	1	4	38	9.5	24	0	L	13-51
11/03	Titans	S	24	146	6.1	58t	2	3	20	6.7	10	1	W	30-20
11/10	at Packers	S	20	108	5.4	18	1	6	33	5.5	11	0	L	16-24
11/17	Falcons	S	14	70	5.0	18	0	11	121	11.0	23	0	L	3-29
11/24	at Saints	S	22	64	2.9	9	1	9	69	7.7	23	1	L	31-34
12/01	Washington	S	14	44	3.1	12	0	7	58	8.3	15	0	L	21-29
12/08	at Falcons	S	11	53	4.8	11	0	11	82	7.5	13	0	L	20-40
12/15	Seahawks	S	19	87	4.6	15t	2	8	88	11.0	18	0	L	24-30
12/22	at Colts	S	13	54	4.2	14	0	15	119	7.9	13	0	L	6-38
12/29	Saints	S	9	26	2.9	10	1	7	72	10.3	28	0	L	10-42
2019 TOTALS		16-16	287	1,387	4.8	84T	15	116	1,005	8.7	28	4	5-11	

2018 GAME-BY-GAME REGULAR-SEASON STATISTICS (PANTHERS)

DATE	OPPONENT	P/S	RUSHING					RECEIVING					TD	W/L	SCORE
			NO.	YDS.	AVG.	LG	TD	NO.	YDS.	AVG.	LG				
09/09	Cowboys	S	10	50	5.0	15	0	6	45	7.5	14	0	W	16-8	
09/16	at Falcons	S	8	37	4.6	11	0	14	102	7.3	18	0	L	24-31	
09/23	Bengals	S	28	184	6.6	45	0	2	10	5.0	11	0	W	31-21	
10/07	Giants	S	17	58	3.4	14	0	5	35	7.0	18t	1	W	33-31	
10/14	at Washington	S	8	20	2.5	9	0	7	46	6.6	15	0	L	17-23	
10/21	at Eagles	S	7	29	4.1	15	0	6	51	8.5	22	0	W	21-17	
10/28	Ravens	S	14	45	3.2	12	1	4	11	2.8	8	1	W	36-21	
11/04	Buccaneers	S	17	79	4.6	35	2	5	78	15.6	32	0	W	42-28	
11/08	at Steelers	S	14	77	5.5	21	1	5	61	12.2	25t	2	L	21-52	
11/18	at Lions	S	13	53	4.1	10	0	6	57	9.5	34	0	L	19-20	
11/25	Seahawks	S	17	125	7.4	59	1	11	112	10.2	38	1	L	27-30	
12/02	at Buccaneers	S	10	106	10.6	53	0	9	55	6.1	15	1	L	17-24	
12/09	at Browns	S	16	63	3.9	25	2	6	38	6.3	20	0	L	20-26	
12/17	Saints	S	15	53	3.5	9	0	8	67	8.4	22	0	L	9-12	
12/23	Falcons	S	21	101	4.8	13	0	12	77	6.4	14	0	L	10-24	
12/30	at Saints	S	4	18	4.5	7	0	1	22	22.0	22	0	W	33-14	
2018 TOTALS		16-16	219	1,098	5.0	59	7	107	867	8.1	38	6	7-9		

2017 GAME-BY-GAME REGULAR-SEASON STATISTICS (PANTHERS)

DATE	OPPONENT	P/S	RUSHING					RECEIVING					TD	W/L	SCORE
			NO.	YDS.	AVG.	LG	TD	NO.	YDS.	AVG.	LG	TD			
09/10	at 49ers	S	13	47	3.6	11	0	5	38	7.6	16	0	W	23-3	
09/17	Bills	P	8	10	1.3	6	0	4	34	8.5	14	0	W	9-3	
09/24	Saints	S	4	16	4.0	7	0	9	101	11.2	37	0	L	13-34	
10/01	at Patriots	P	6	16	2.7	5	0	4	33	8.3	12	0	W	33-30	
10/08	at Lions	S	3	7	2.3	5	0	5	31	6.2	10	1	W	27-24	
10/12	Eagles	P	4	8	2.0	4	0	10	56	5.6	15	1	L	23-28	
10/22	at Bears	S	7	10	1.4	4	0	7	36	5.1	20	0	L	3-17	
10/29	at Buccaneers	P	4	3	0.8	4	0	5	49	9.8	16	0	W	17-3	
11/05	Falcons	S	15	66	4.4	17	1	5	28	5.6	9	0	W	20-17	
11/13	Dolphins	S	5	23	4.6	16	1	3	27	9.0	19	1	W	45-21	
11/26	at Jets	P	7	62	8.9	40	0	2	35	17.5	26	0	W	35-27	
12/03	at Saints	P	6	16	2.7	5	0	5	33	6.6	21t	1	L	21-31	
12/10	Vikings	S	8	35	4.4	8	0	3	18	6.0	15	0	W	31-24	
12/17	Packers	S	12	63	5.3	15	0	6	73	12.2	21	1	W	31-24	
12/24	Buccaneers	S	9	39	4.3	10	0	2	19	9.5	12	0	W	22-19	
12/31	at Falcons	S	6	14	2.3	8	0	5	40	8.0	20	0	L	10-22	
2017 TOTALS		16-10	117	435	3.7	40	2	80	651	8.1	37	5	11-5		

2017 GAME-BY-GAME POSTSEASON STATISTICS (PANTHERS)

DATE	OPPONENT	P/S	RUSHING					RECEIVING					W/L	SCORE
			NO.	YDS.	AVG.	LG	TD	NO.	YDS.	AVG.	LG	TD		
01/07	at Saints	S	6	16	2.7	7	0	6	101	16.8	56t	1	L	26-31
2017 TOTALS		1-1	6	16	2.7	7	0	6	101	16.8	56T	1	0-1	





**RASHAAN  
MELVIN**  
**6'2" // 195**  
**NORTHERN ILLINOIS**  
**WAUKEGAN, ILL.**

**29**  
**CB**

**EXPERIENCE (YEARS)**

**NFL** **PANTHERS**

**9** **1**

**BIRTHDATE**  
**10.2.89**

**ACQUIRED**  
**FA-21**

## PRO CAREER

- Played in 64 games with 40 starts in stops at Baltimore (2014, 2015), New England (2015), Indianapolis (2016-17), Oakland (2018), Detroit (2019) and Jacksonville (2020).
- Opted out of 2020 season in Jacksonville.
- Started a career-best 12 games in 2019 season in Detroit... Made career-high 68 tackles with 11 pass deflections.
- Played in 14 games with seven starts for the Raiders in 2018... Made 56 tackles with nine pass deflections and one interception with one tackle for loss.
- Played for Indianapolis in 2016 and 2017 seasons... Started 10 games in 2017, posting career-high three interceptions with 13 pass deflections and 36 tackles... Played in 15 games in 2016, making 60 tackles.
- Only played in one game for Baltimore in 2015 after returning from New England where he saw action in eight games... Saw first action on active roster with Baltimore in 2014, playing in three games.
- Originally signed by Tampa Bay in 2013 as an undrafted free agent... Suffered a hamstring injury and missed the first five games of the season before being placed on IR.

## TRANSACTIONS

- Originally signed by Tampa Bay as an undrafted free agent (4/29/13)... Waived by Tampa Bay (9/22/14)... Signed by Miami to the practice squad (10/28/14)... Signed by Baltimore (11/8/14)... Waived by Baltimore (10/13/15)... Claimed via waivers by New England (10/14/15)... Waived by New England (12/8/15)... Signed by New England to the practice squad (12/10/15)... Waived by New England (5/2/16)... Signed by Miami as a free agent (7/30/16)... Waived by Miami (9/3/16)... Signed by Indianapolis as a free agent (9/7/16)... Signed by Oakland as an unrestricted free agent (3/16/18)... Signed by Detroit as an unrestricted free agent (3/22/19)... Signed by Jacksonville as a free agent (4/6/20)... Released by Jacksonville (3/17/20)... Signed as a free agent by Carolina (3/19/20).

## COLLEGE & PERSONAL

- Played in 41 games over four seasons at Northern Illinois (2009-12)... Totaled 172 tackles, 35 passes defended and five interceptions... Finished career ranked second in program history in passes defended... Went to Waukegan HS in Waukegan, Ill.

## RASHAAN MELVIN'S NFL REGULAR SEASON DEFENSIVE STATISTICS

		TACKLES										INTERCEPTIONS					O. FUMB			ST				MISC			
DATE	TEAM	GP	GS	TK	S	A	TFL	YDS	SK	YDS	QBH	NO	YDS	LG	TD	PD	FF	FR	YDS	TK	S	A	FF	FR	S	A	
2013	Buccaneers	0	0	0	0	0	0	0	0	0.0	0.0	0	0	0	0	0	0	0	0	0	0	0	0	0	0	0	
2014	Buccaneers	0	0	0	0	0	0	0	0	0.0	0.0	0	0	0	0	0	0	0	0	0	0	0	0	0	0	0	
2014	Dolphins	0	0	0	0	0	0	0	0	0.0	0.0	0	0	0	0	0	0	0	0	0	0	0	0	0	0	0	
2014	Ravens	3	2	17	13	4	1	5	0	0.0	0.0	0	0	0	0	1	1	0	0	0	0	0	0	0	0	0	
2014	TOTAL	3	2	17	13	4	1	5	0	0.0	0.0	0	0	0	0	1	1	0	0	0	0	0	0	0	0	0	
2015	Ravens	1	0	1	1	0	0	0	0	0.0	0.0	0	0	0	0	0	0	0	0	0	0	0	0	0	0	0	
2015	Patriots	8	0	4	2	2	0	0	0	0.0	0.0	0	0	0	0	0	0	0	0	2	2	0	0	0	0	0	
2015	TOTAL	9	0	5	3	2	0	0	0	0.0	0.0	0	0	0	0	0	0	0	0	2	2	0	0	0	0	0	
2016	Colts	15	9	60	52	8	1	3	0	0.0	0.0	0	0	0	0	7	2	0	0	0	0	0	1	0	0	0	
2017	Colts	10	10	36	30	6	1	2	0	0.0	0.0	0	3	28	21	0	13	0	0	0	0	0	0	0	0	0	
2018	Raiders	14	7	56	52	4	1	7	0	0.0	0.0	0	1	15	15	0	9	0	0	0	0	0	0	0	0	0	
2019	Lions	13	12	68	59	9	0	0	0	0.0	0.0	0	0	0	0	11	0	0	0	0	0	0	0	0	0	0	
NFL TOTALS		64	40	242	209	33	4	17	0	0	0	0	4	43	21	0	41	3	0	0	2	2	0	1	0	0	0

## RASHAAN MELVIN'S NFL POSTSEASON DEFENSIVE STATISTICS

		TACKLES										INTERCEPTIONS					O. FUMB			ST				MISC		
DATE	TEAM	GP	GS	TK	S	A	TFL	YDS	SK	YDS	QBH	NO	YDS	LG	TD	PD	FF	FR	YDS	TK	S	A	FF	FR	S	A
2014	Ravens	2	2	18	15	3	0	0	0.0	0.0	0	0	0	0	0	0	0	0	0	0	0	0	0	0	0	0
NFL TOTALS		2	2	18	15	3	0	0	0.0	0.0	0	0	0	0	0	0	0	0	0	0	0	0	0	0	0	0

SINGLE-GAME HIGHS: DEFENSIVE

**Total Tackles** 12 vs. Denver Broncos, Dec 24, 2018  
**Passes Defensed** 4 vs. Cleveland Browns, Sep 24, 2017  
**Forced Fumbles** 1 at Oakland Raiders, Dec 24, 2016  
...2 more at 1.  
**Tackles For Loss** 1 vs. Denver Broncos, Dec 24, 2018  
...3 more at 1.

**Interceptions** 2 vs. Cleveland Browns, Sep 24, 2017  
**Interception Return Yards** 28 vs. Cleveland Browns, Sep 24, 2017  
**Special Teams Tackles** 1 vs. Buffalo Bills, Nov 23, 2015  
...1 more at 1.  
**Special Teams Fumble Recoveries** 1 vs. Kansas City Chiefs, Oct 30, 2016

SINGLE-GAME HIGHS - POSTSEASON: DEFENSIVE

**Total Tackles** 11 at New England Patriots, Jan 10, 2015  
7 at Pittsburgh Steelers, Jan 03, 2015

2019 GAME-BY-GAME REGULAR-SEASON STATISTICS (LIONS)

DATE	OPPONENT	P/S	TACKLES							INTERCEPTIONS					O. FUMB			ST			MISC			SCORE			
			TK	S	A	SK	YDS	TFL	YDS	QBH	NO	YDS	LG	TD	PD	FF	FR	YDS	TK	S	A	FF	FR		S	A	W/L/T
09/08	at Cardinals	S	8	8	0	0.0	0.0	0	0	0	0	0	0	0	3	0	0	0	0	0	0	0	0	0	T	27-27+	
09/15	Chargers	S	4	4	0	0.0	0.0	0	0	0	0	0	0	2	0	0	0	0	0	0	0	0	0	0	W	13-10	
09/22	at Eagles	S	5	4	1	0.0	0.0	0	0	0	0	0	0	0	0	0	0	0	0	0	0	0	0	0	W	27-24	
09/29	Chiefs	S	2	2	0	0.0	0.0	0	0	0	0	0	0	0	0	0	0	0	0	0	0	0	0	0	L	30-34	
10/14	at Packers	S	3	2	1	0.0	0.0	0	0	0	0	0	0	1	0	0	0	0	0	0	0	0	0	0	L	22-23	
10/20	Vikings	S	7	7	0	0.0	0.0	0	0	0	0	0	0	0	0	0	0	0	0	0	0	0	0	0	L	30-42	
10/27	Giants	S	1	1	0	0.0	0.0	0	0	0	0	0	0	1	0	0	0	0	0	0	0	0	0	0	W	31-26	
11/03	at Raiders	P	4	4	0	0.0	0.0	0	0	0	0	0	0	1	0	0	0	0	0	0	0	0	0	0	L	24-31	
11/10	at Bears	S	1	1	0	0.0	0.0	0	0	0	0	0	0	1	0	0	0	0	0	0	0	0	0	0	L	13-20	
11/17	Cowboys	S	9	7	2	0.0	0.0	0	0	0	0	0	0	1	0	0	0	0	0	0	0	0	0	0	L	27-35	
11/24	at Washington		INACTIVE																				L	16-19			
11/28	Bears		INACTIVE																				L	20-24			
12/08	at Vikings		DID NOT PLAY (NON-INJURY)																				L	7-20			
12/15	Buccaneers	S	7	5	2	0.0	0.0	0	0	0	0	0	0	1	0	0	0	0	0	0	0	0	0	0	L	17-38	
12/22	at Broncos	S	8	6	2	0.0	0.0	0	0	0	0	0	0	0	0	0	0	0	0	0	0	0	0	0	L	17-27	
12/29	Packers	S	9	8	1	0.0	0.0	0	0	0	0	0	0	0	0	0	0	0	0	0	0	0	0	0	L	20-23	
2019 TOTALS		13-12	68	59	9	0.0	0.0	0	0	0	0	0	0	0	11	0	0	0	0	0	0	0	0	0	3-12-1		
+ - Overtime																											

2018 GAME-BY-GAME REGULAR-SEASON STATISTICS (RAIDERS)

			TACKLES							INTERCEPTIONS					O. FUMB			ST			MISC						
DATE	OPPONENT	P/S	TK	S	A	SK	YDS	TFL	YDS	QBH	NO	YDS	LG	TD	PD	FF	FR	YDS	TK	S	A	FF	FR	S	A	W/L	SCORE
09/10	Rams	S	4	4	0	0.0	0.0	0	0	0	0	0	0	0	0	1	0	0	0	0	0	0	0	0	0	L	13-33
09/16	at Broncos	S	3	2	1	0.0	0.0	0	0	0	1	15	15	0	3	0	0	0	0	0	0	0	0	0	0	L	19-20
09/23	at Dolphins	S	1	1	0	0.0	0.0	0	0	0	0	0	0	0	1	0	0	0	0	0	0	0	0	0	0	L	20-28
09/30	Browns	S	9	9	0	0.0	0.0	0	0	0	0	0	0	0	2	0	0	0	0	0	0	0	0	0	0	W	45-42+
10/07	at Chargers	S	2	2	0	0.0	0.0	0	0	0	0	0	0	0	0	0	0	0	0	0	0	0	0	0	0	L	10-26
10/14	Seahawks	P	1	1	0	0.0	0.0	0	0	0	0	0	0	0	0	0	0	0	0	0	0	0	0	0	0	L	3-27
10/28	Colts		INACTIVE																							L	28-42
11/01	at 49ers		INACTIVE																							L	3-34
11/11	Chargers	P	2	2	0	0.0	0.0	0	0	0	0	0	0	0	0	0	0	0	0	0	0	0	0	0	0	L	6-20
11/18	at Cardinals	P	3	3	0	0.0	0.0	0	0	0	0	0	0	0	1	0	0	0	0	0	0	0	0	0	0	W	23-21
11/25	at Ravens	P	4	4	0	0.0	0.0	0	0	0	0	0	0	0	0	0	0	0	0	0	0	0	0	0	0	L	17-34
12/02	Chiefs	P	2	2	0	0.0	0.0	0	0	0	0	0	0	0	0	0	0	0	0	0	0	0	0	0	0	L	33-40
12/09	Steelers	P	7	7	0	0.0	0.0	0	0	0	0	0	0	0	0	0	0	0	0	0	0	0	0	0	0	W	24-21
12/16	at Bengals	P	3	2	1	0.0	0.0	0	0	0	0	0	0	0	1	0	0	0	0	0	0	0	0	0	0	L	16-30
12/24	Broncos	S	12	11	1	0.0	0.0	1	7	0	0	0	0	0	0	0	0	0	0	0	0	0	0	0	0	W	27-14
12/30	at Chiefs	S	3	2	1	0.0	0.0	0	0	0	0	0	0	0	0	0	0	0	0	0	0	0	0	0	0	L	3-35
2018 TOTALS			14-7	56	52	4	0.0	0.0	1	7	0	1	15	15	0	9	0	0	0	0	0	0	0	0	0	4-12	
+ - Overtime																											

2017 GAME-BY-GAME REGULAR-SEASON STATISTICS (COLTS)

TACKLES										INTERCEPTIONS				O. FUMB			ST			MISC							
DATE	OPPONENT	P/S	TK	S	A	SK	YDS	TFL	YDS	QBH	NO	YDS	LG	TD	PD	FF	FR	YDS	TK	S	A	FF	FR	S	A	W/L	SCORE
09/10	at Rams	S	6	6	0	0.0	0.0	0	0	0	0	0	0	0	0	0	0	0	0	0	0	0	0	0	0	L	9-46
09/17	Cardinals	S	7	6	1	0.0	0.0	0	0	0	0	0	0	0	2	0	0	0	0	0	0	0	0	0	0	L	13-16+
09/24	Browns	S	2	2	0	0.0	0.0	0	0	0	2	28	21	0	4	0	0	0	0	0	0	0	0	0	0	W	31-28
10/01	at Seahawks	S	4	2	2	0.0	0.0	0	0	0	0	0	0	0	1	0	0	0	0	0	0	0	0	0	0	L	18-46
10/08	49ers	S	5	4	1	0.0	0.0	0	0	0	0	0	0	0	1	0	0	0	0	0	0	0	0	0	0	W	26-23+
10/16	at Titans	S	4	3	1	0.0	0.0	1	2	0	0	0	0	0	3	0	0	0	0	0	0	0	0	0	0	L	22-36
10/22	Jaguars	S	1	0	1	0.0	0.0	0	0	0	0	0	0	0	0	0	0	0	0	0	0	0	0	0	0	L	0-27
10/29	at Bengals		ON INACTIVE LIST																				L	23-24			
11/05	at Texans	S	2	2	0	0.0	0.0	0	0	0	0	0	0	0	1	0	0	0	0	0	0	0	0	0	0	W	20-14
11/12	Steelers	S	5	5	0	0.0	0.0	0	0	0	0	0	0	0	0	0	0	0	0	0	0	0	0	0	0	L	17-20
11/26	Titans	S	0	0	0	0.0	0.0	0	0	0	1	0	0	0	1	0	0	0	0	0	0	0	0	0	0	L	16-20
12/03	at Jaguars		ON INACTIVE LIST																				L	10-30			
12/10	at Bills		ON INACTIVE LIST																				L	7-13+			
12/14	Broncos		ON INACTIVE LIST																				L	13-25			
12/23	at Ravens		ON INACTIVE LIST																				L	16-23			
12/31	Texans		DID NOT PLAY																				W	22-13			
2017 TOTALS		10-10	36	30	6	0.0	0.0	1	2	0	3	28	21	0	13	0	0	0	0	0	0	0	0	0	0	4-12	
+ - Overtime																											

2016 GAME-BY-GAME REGULAR-SEASON STATISTICS (COLTS)

			TACKLES							INTERCEPTIONS					O. FUMB			ST			MISC							
DATE	OPPONENT	P/S	TK	S	A	SK	YDS	TFL	YDS	QBH	NO	YDS	LG	TD	PD	FF	FR	YDS	TK	S	A	FF	FR	S	A	W/L	SCORE	
09/11	Lions	P	2	2	0	0.0	0.0	0	0	0	0	0	0	0	0	0	0	0	0	0	0	0	0	0	0	L	35-39	
09/18	at Broncos	S	3	3	0	0.0	0.0	0	0	0	0	0	0	0	0	0	0	0	0	0	0	0	0	0	0	L	20-34	
09/25	Chargers	P	0	0	0	0.0	0.0	0	0	0	0	0	0	0	0	0	0	0	0	0	0	0	0	0	0	W	26-22	
10/02	at Jaguars	P	2	2	0	0.0	0.0	0	0	0	0	0	0	0	1	0	0	0	0	0	0	0	0	0	0	L	27-30	
10/09	Bears	P	3	3	0	0.0	0.0		Bears	0	0	0	0	0	0	1	0	0	0	0	0	0	0	0	0	W	29-23	
10/16	at Texans	S	5	4	1	0.0	0.0	0	0	0	0	0	0	0	0	0	0	0	0	0	0	0	0	0	0	L	23-26+	
10/23	at Titans	P	0	0	0	0.0	0.0	0	0	0	0	0	0	0	0	0	0	0	0	0	0	0	0	0	0	W	34-26	
10/30	Chiefs	P	6	5	1	0.0	0.0	0	0	0	0	0	0	0	0	0	0	0	0	0	0	0	0	1	0	L	14-30	
11/06	at Packers	S	4	4	0	0.0	0.0	1	3	0	0	0	0	0	1	0	0	0	0	0	0	0	0	0	0	W	31-26	
11/20	Titans	S	11	11	0	0.0	0.0	0	0	0	0	0	0	0	2	0	0	0	0	0	0	0	0	0	0	W	24-17	
11/24	Steelers	S	5	4	1	0.0	0.0	0	0	0	0	0	0	0	0	0	0	0	0	0	0	0	0	0	0	L	7-28	
12/05	at Jets	S	4	4	0	0.0	0.0	0	0	0	0	0	0	0	1	0	0	0	0	0	0	0	0	0	0	W	41-10	
12/11	Texans	S	6	3	3	0.0	0.0	0	0	0	0	0	0	0	1	0	0	0	0	0	0	0	0	0	0	L	17-22	
12/18	at Vikings	S	4	4	0	0.0	0.0	0	0	0	0	0	0	0	0	0	0	0	0	0	0	0	0	0	0	W	34-6	
12/24	at Raiders	S	5	3	2	0.0	0.0	0	0	0	0	0	0	0	0	1	0	0	0	0	0	0	0	0	0	L	25-33	
01/01	Jaguars		ON INACTIVE LIST																							W	24-20	
2016 TOTALS			15-9	60	52	8	0.0	0.0	1	3	0	0	0	0	0	7	2	0	0	0	0	0	0	1	0	0	8-8	
+ - Overtime																												

2015 GAME-BY-GAME REGULAR-SEASON STATISTICS (RAVENS/PATRIOTS)

TACKLES										INTERCEPTIONS					O. FUMB			ST			MISC			SCORE			
DATE	OPPONENT	P/S	TK	S	A	SK	YDS	TFL	YDS	QBH	NO	YDS	LG	TD	PD	FF	FR	YDS	TK	S	A	FF	FR		S	A	
09/13	at Broncos	P											ON INACTIVE LIST										L	13-19			
09/20	at Raiders												ON INACTIVE LIST										L	33-37			
09/27	Bengals		1	1	0	0.0	0.0	0	0	0	0	0	0	0	0	0	0	0	0	0	0	0	0	0	0	L	24-28
10/01	at Steelers												ON INACTIVE LIST										W	23-20+			
10/11	Browns												ON INACTIVE LIST										L	30-33+			
Went from Ravens to Patriots.																											
10/18	at Colts	P	0	0	0	0.0	0.0	0	0	0	0	0	0	0	0	0	0	0	0	0	0	0	0	0	0	W	34-27
10/25	Jets	P	0	0	0	0.0	0.0	0	0	0	0	0	0	0	0	0	0	0	0	0	0	0	0	0	0	W	30-23
10/29	Dolphins	P	0	0	0	0.0	0.0	0	0	0	0	0	0	0	0	0	0	0	0	0	0	0	0	0	0	W	36-7
11/08	Washington	P	0	0	0	0.0	0.0	0	0	0	0	0	0	0	0	0	0	0	1	1	0	0	0	0	0	W	27-10
11/15	at Giants	P	3	1	2	0.0	0.0	0	0	0	0	0	0	0	0	0	0	0	0	0	0	0	0	0	0	W	27-26
11/23	Bills	P	0	0	0	0.0	0.0	0	0	0	0	0	0	0	0	0	0	0	1	1	0	0	0	0	0	W	20-13
11/29	at Broncos	P	1	1	0	0.0	0.0	0	0	0	0	0	0	0	0	0	0	0	0	0	0	0	0	0	0	L	24-30+
12/06	Eagles	P	0	0	0	0.0	0.0	0	0	0	0	0	0	0	0	0	0	0	0	0	0	0	0	0	0	L	28-35
12/13	at Texans												NOT ON ROSTER										W	27-6			
2015 TOTALS		9-0	5	3	2	0.0	0.0	0	0	0	0	0	0	0	0	0	0	0	2	2	0	0	0	0	0	8-6	
+ - Overtime																											

2014 GAME-BY-GAME REGULAR-SEASON STATISTICS (BUCCANEERS/DOLPHINS/RAVENS)

TACKLES										INTERCEPTIONS						O. FUMB			ST			MISC						
DATE	OPPONENT	P/S	TK	S	A	SK	YDS	TFL	YDS	QBH	NO	YDS	LG	TD	PD	FF	FR	YDS	TK	S	A	FF	FR	S	A	W/L	SCORE	
09/07	Panthers		NOT ON ROSTER																				L	14-20				
09/14	Rams		NOT ON ROSTER																				L	17-19				
09/18	at Falcons		NOT ON ROSTER																				L	14-56				
09/28	at Steelers		NOT ON ROSTER																				W	27-24				
10/05	at Saints		NOT ON ROSTER																				L	31-37+				
10/12	Ravens		NOT ON ROSTER																				L	17-48				
10/26	Vikings		NOT ON ROSTER										Went from <b>Buccaneers</b> to <b>Dolphins</b> .										L	13-19+				
11/02	Chargers		PRACTICE SQUAD																				W	37-0				
11/09	Titans		Went from <b>Dolphins</b> to <b>Ravens</b> .										ON INACTIVE LIST										W	21-7				
11/24	at Saints		ON INACTIVE LIST																				W	34-27				
11/30	Chargers		ON INACTIVE LIST																				L	33-34				
12/07	at Dolphins		ON INACTIVE LIST																				W	28-13				
12/14	Jaguars	P	5	4	1	0.0	0.0	1	5	0	0	0	0	0	1	0	0	0	0	0	0	0	0	0	0	0	W	20-12
12/21	at Texans	S	8	6	2	0.0	0.0	0	0	0	0	0	0	0	0	1	0	0	0	0	0	0	0	0	0	0	L	13-25
12/28	Browns	S	4	3	1	0.0	0.0	0	0	0	0	0	0	0	0	0	0	0	0	0	0	0	0	0	0	0	W	20-10
2014 TOTALS		3-2	17	13	4	0.0	0.0	1	5	0	0	0	0	0	1	1	0	0	0	0	0	0	0	0	0	7-8		
+ - Overtime																												

2014 GAME-BY-GAME POSTSEASON STATISTICS (RAVENS)

			TACKLES							INTERCEPTIONS							O. FUMB			ST			MISC				
DATE	OPPONENT	P/S	TK	S	A	SK	YDS	TFL	YDS	QBH	NO	YDS	LG	TD	PD	FF	FR	YDS	TK	S	A	FF	FR	S	A	W/L	SCORE
01/03	at Steelers	S	7	6	1	0.0	0.0	0	0	0	0	0	0	0	0	0	0	0	0	0	0	0	0	0	0	W	30-17
01/10	at Patriots	S	11	9	2	0.0	0.0	0	0	0	0	0	0	0	0	0	0	0	0	0	0	0	0	0	0	L	31-35
2014 TOTALS		2-2	18	15	3	0.0	0.0	0	0	0	0	0	0	0	0	0	0	0	0	0	0	0	0	0	0	1-1	



**CHRISTIAN MILLER**  
**6'3" // 245**  
**ALABAMA**  
**COLUMBIA, S.C.**

**55**  
**DE**

EXPERIENCE (YEARS)		BIRTHDATE	ACQUIRED
NFL	PANTHERS	6.16.96	D4-19
2	3		

## PRO CAREER

- Opted out of the 2020 season.
- Played in seven games in rookie season in 2019, tallying five tackles and 2.0 sacks.

## TRANSACTIONS

- Drafted in the fourth round (115th overall) of the 2019 NFL Draft by Carolina...Placed on reserve/voluntary opt-out (8/3/20)...Reinstated from reserve/voluntary opt-out (2/10/21).

## COLLEGE & PERSONAL

- Four-year player from Alabama...In 2018, totaled 36 tackles, including 11.5 tackles for loss, 8.5 sacks and team-high 12 hurries...Battled injuries during junior season, playing in just four total games after suffering an arm injury in the season opener, totaling six tackles...Totalled 16 tackles as a sophomore in 2016...Played in 12 games as a redshirt freshman in 2015, but did not record any statistics...Attended Spring Valley High School in Columbia, S.C.

## CHRISTIAN MILLER'S NFL REGULAR SEASON DEFENSIVE STATISTICS

		TACKLES										INTERCEPTIONS					O. FUMB			ST				MISC		
DATE	TEAM	GP	GS	TK	S	A	TFL	YDS	SK	YDS	QBH	NO	YDS	LG	TD	PD	FF	FR	YDS	TK	S	A	FF	FR	S	A
2019	Panthers	7	0	3	2	1	2	13	2.0	13.0	2	0	0	0	0	0	0	0	0	0	0	0	0	0	0	0
2020	Panthers	0	0	0	0	0	0	0	0.0	0.0	0	0	0	0	0	0	0	0	0	0	0	0	0	0	0	0
NFL TOTALS		7	0	3	2	1	2	13	2.0	13.0	2	0	0	0	0	0	0	0	0	0	0	0	0	0	0	0

## SINGLE-GAME HIGHS: DEFENSIVE

**Total Tackles** 2 at Arizona Cardinals, Sep 22, 2019  
**Sacks** 2.0 at Arizona Cardinals, Sep 22, 2019

**Tackles For Loss** 2 at Arizona Cardinals, Sep 22, 2019

## 2019 GAME-BY-GAME REGULAR-SEASON STATISTICS (PANTHERS)

			TACKLES							INTERCEPTIONS							O. FUMB			ST			MISC				
DATE	OPPONENT	P/S	TK	S	A	SK	YDS	TFL	YDS	QBH	NO	YDS	LG	TD	PD	FF	FR	YDS	TK	S	A	FF	FR	S	A	W/L	SCORE
09/08	Rams	P	0	0	0	0.0	0.0	0	0	0	0	0	0	0	0	0	0	0	0	0	0	0	0	0	0	L	27-30
09/12	Buccaneers	P	0	0	0	0.0	0.0	0	0	0	0	0	0	0	0	0	0	0	0	0	0	0	0	0	0	L	14-20
09/22	at Cardinals	P	2	2	0	2.0	13.0	2	13	2	0	0	0	0	0	0	0	0	0	0	0	0	0	0	0	W	38-20
09/29	at Texans	P	0	0	0	0.0	0.0	0	0	0	0	0	0	0	0	0	0	0	0	0	0	0	0	0	0	W	16-10
10/06	Jaguars	P	1	0	1	0.0	0.0	0	0	0	0	0	0	0	0	0	0	0	0	0	0	0	0	0	0	W	34-27
10/13	at Buccaneers		ON INACTIVE LIST																				W		37-26		
10/27	at 49ers		ON INACTIVE LIST																				L		13-51		
11/03	Titans		ON INACTIVE LIST																				W		30-20		
11/10	at Packers		ON INACTIVE LIST																				L		16-24		
11/17	Falcons		ON INACTIVE LIST																				L		3-29		
11/24	at Saints	P	0	0	0	0.0	0.0	0	0	0	0	0	0	0	0	0	0	0	0	0	0	0	0	0	L	31-34	
12/01	Washington	P	0	0	0	0.0	0.0	0	0	0	0	0	0	0	0	0	0	0	0	0	0	0	0	0	0	L	21-29
12/08	at Falcons		ON INACTIVE LIST																				L		20-40		
12/15	Seahawks		ON INACTIVE LIST																				L		24-30		
12/22	at Colts		ON INACTIVE LIST																				L		6-38		
12/29	Saints		ON INACTIVE LIST																				L		10-42		
2019 TOTALS		7-0	3	2	1	2.0	13.0	2	13	2	0	0	0	0	0	0	0	0	0	0	0	0	0	0	0	5-11	



**JOHN MILLER**  
**6'3" // 315**  
**LOUISVILLE**  
**MIAMI, FLA.**

**67**  
**G**

EXPERIENCE (YEARS)		BIRTHDATE	ACQUIRED
<b>NFL</b>	<b>PANTHERS</b>	<b>8.12.93</b>	<b>FA-20</b>
<b>7</b>	<b>1</b>		

## PRO CAREER

- In his first season in Carolina in 2020, Miller started 14 games at right guard, helping running back Mike Davis achieve his first career season of 1,000 scrimmage yards.
- Started at right guard in all 13 games he appeared in with the Bengals in 2019.
- Started 15 games at right guard for Buffalo in 2018...Inactive Dec. 2 at Miami due to an oblique injury...Helped Bills rank ninth in the NFL in rushing, at 124.0 yards per game.
- Started first four games at right guard for the Bills in 2017...Inactive (ankle) for Games 5-16 and Wild Card Playoff at Jacksonville.
- Started all 16 games at right guard for Bills in 2016...Helped Buffalo average an NFL-best 164.4 rushing yards per game, nearly 15 yards better than the next-best team (Dallas, 149.8)...Helped running back LeSean McCoy top 100 yards rushing in seven games.
- Started 12 games as a rookie for the Buffalo Bills in 2015...Inactive for Games 4 (groin), 7 (NIR) and 13-14 (ankle)...Helped Bills lead the NFL in rushing yards per game (152.0) and yards per rush (4.78).

## TRANSACTIONS

- Selected in the third round (81st overall) of the NFL Draft by Buffalo on 5/1/15...Signed with Bills on 5/15/15...Signed as unrestricted free agent with Cincinnati on 3/14/19...Signed as a free agent with Carolina (3/23/20)...Re-signed with Carolina (3/30/21).

## COLLEGE & PERSONAL


- Spent four seasons at Louisville from 2011 to 2014 starting 46 career games...Honorable mention All-ACC pick as a senior in 2014...As a junior in 2013, helped the Cardinals average 35.2 points per game and 460.8 yards per game...College teammates with Panthers quarterback Teddy Bridgewater. Hometown is Miami, Fla....Attended Miami Central High School...Graduated from Louisville with a degree in justice administration.

## JOHN MILLER'S NFL REGULAR SEASON STATISTICS

DATE	TEAM	GP	GS
2015	Bills	12	12
2016	Bills	16	16
2017	Bills	4	4
2018	Bills	15	15
2019	Bengals	13	13
2020	Panthers	14	14
<b>NFL TOTALS</b>		<b>74</b>	<b>74</b>

## JOHN MILLER'S NFL POSTSEASON STATISTICS

DATE	TEAM	GP	GS
2017	Bills	0	0
<b>NFL TOTALS</b>		<b>0</b>	<b>0</b>



**DAVID MOORE**  
**6'0" // 220**  
**EAST CENTRAL (OKLA.)**  
**GAINESVILLE, TEXAS**

**83**  
**WR**

EXPERIENCE (YEARS)		BIRTHDATE	ACQUIRED
NFL	PANTHERS	1.15.95	FA-21
5	1		

## NFL RANKINGS

- Since 2018, his reception-to-touchdown ratio of 6.0 ranks sixth in the NFL (min. 10 TDs)

## PRO CAREER

- Played four seasons in Seattle (2017-20), totaling 78 receptions for 1,163 yards and 13 touchdowns.
- In 2020, played in all 16 games with six starts for Seattle...Posted a career-best six receiving touchdowns on 35 receptions for 417 yards...Had second-most receiving touchdowns by any player with 35 or fewer receptions.
- Made 17 catches for 301 yards and two touchdowns in 2019...Played in 14 games with one start.
- In 2018, played in 16 games with career-best seven starts...Had a career-high 445 receiving yards on 26 catches and five touchdowns...Had eight receptions of 20+ yards, third-best among wide receivers with less than 30 catches that season...Averaged 13.7 air yards per reception.
- Only played in one game with no catches in rookie season in 2017.

## TRANSACTIONS

- Drafted in the seventh round (226th overall) of the 2017 NFL Draft by Seattle...Signed a one-year contract with Seattle (4/22/20)...Signed as an unrestricted free agent with Carolina (3/19/21).

## COLLEGE & PERSONAL

- Played at Division II East Central University in Ada, Okla...Set program records with 2,776 receiving yards and 35 career touchdowns...Third Team All-American...Three-time All-GAC honoree...Went to Gainesville HS in Gainesville, Texas.

## DAVID MOORE'S NFL REGULAR SEASON RUSHING/RECEIVING STATISTICS

DATE	TEAM	GP	GS	RECEIVING					RUSHING				
				NO.	YDS.	AVG.	LG	TD	NO.	YDS.	AVG.	LG	TD
2017	Seahawks	1	0	0	0	0.0	0	0	0	0	0.0	0	0
2018	Seahawks	16	7	26	445	17.1	54	5	1	5	5.0	5	0
2019	Seahawks	14	1	17	301	17.7	60t	2	3	25	8.3	19	0
2020	Seahawks	16	6	35	417	11.9	57	6	8	61	7.6	15	0
NFL TOTALS		47	14	78	1,163	14.9	60T	13	12	91	7.6	19	0

## DAVID MOORE'S NFL POSTSEASON RUSHING/RECEIVING STATISTICS

DATE	TEAM	GP	GS	RECEIVING					RUSHING				
				NO.	YDS.	AVG.	LG	TD	NO.	YDS.	AVG.	LG	TD
2018	Seahawks	1	0	0	0	0.0	0	0	0	0	0.0	0	0
2019	Seahawks	2	1	2	57	28.5	38	0	1	6	6.0	6	0
2020	Seahawks	1	1	1	1	1.0	1	0	1	4	4.0	4	0
NFL TOTALS		4	2	3	58	19.3	38	0	2	10	5.0	6	0

## DAVID MOORE'S NFL REGULAR SEASON RETURN STATISTICS

KICKOFF RETURNS							PUNT RETURNS					
DATE	TEAM	RET.	YDS.	AVG.	LG	TD	NO.	FC	YDS.	AVG.	LG	TD
2017	Seahawks	0	0	0.0	0	0	0	0	0	0.0	0	0
2018	Seahawks	1	18	18.0	18	0	0	0	0	0.0	0	0
2019	Seahawks	0	0	0.0	0	0	10	10	75	7.5	18	0
2020	Seahawks	3	47	15.7	21	0	12	14	111	9.3	20	0
NFL TOTALS		4	65	16.3	21	0	22	24	186	8.5	20	0

SINGLE-GAME HIGHS: RUSHING/RECEIVING

**Rush Attempts** 2 vs. San Francisco 49ers, Nov 01, 2020  
**Rushing Yards** 28 vs. San Francisco 49ers, Nov 01, 2020  
**Longest Runs** 19 vs. Arizona Cardinals, Dec 22, 2019  
**Receptions** 4 at Buffalo Bills, Nov 08, 2020  
...3 more at 4.  
**Receiving Yards** 103 at Carolina Panthers, Nov 25, 2018  
**Longest Receptions** 60t vs. Minnesota Vikings, Dec 02, 2019  
**Receiving TDs** 2 vs. Los Angeles Rams, Oct 07, 2018  
**All-Purpose Yards** 108 vs. San Francisco 49ers, Nov 01, 2020  
**Kickoff Returns** 2 vs. San Francisco 49ers, Nov 01, 2020

SINGLE-GAME HIGHS - POSTSEASON: RUSHING/RECEIVING

**Rush Attempts** 1 vs. Los Angeles Rams, Jan 09, 2021  
1 at Green Bay Packers, Jan 12, 2020  
**Rushing Yards** 6 at Green Bay Packers, Jan 12, 2020  
4 vs. Los Angeles Rams, Jan 09, 2021  
**Longest Runs** 6 at Green Bay Packers, Jan 12, 2020  
4 vs. Los Angeles Rams, Jan 09, 2021  
**Receptions** 2 at Philadelphia Eagles, Jan 05, 2020  
1 vs. Los Angeles Rams, Jan 09, 2021  
**Receiving Yards** 57 at Philadelphia Eagles, Jan 05, 2020  
1 vs. Los Angeles Rams, Jan 09, 2021  
**Longest Receptions** 38 at Philadelphia Eagles, Jan 05, 2020  
19 at Philadelphia Eagles, Jan 05, 2020  
1 vs. Los Angeles Rams, Jan 09, 2021

**Kickoff Return Yards** 38 vs. San Francisco 49ers, Nov 01, 2020  
**Longest Kickoff Return** 21 vs. San Francisco 49ers, Nov 01, 2020  
**Fair Catches** 3 vs. Arizona Cardinals, Nov 19, 2020  
...2 more at 3.  
**Punt Return Yards** 24 vs. San Francisco 49ers, Nov 01, 2020  
**Longest Punt Return** 20 vs. New England Patriots, Sep 20, 2020  
**Punt Returns** 3 at Philadelphia Eagles, Nov 24, 2019  
**Most TDs** 2 vs. Los Angeles Rams, Oct 07, 2018  
**Receiving Average** 31.7 at Miami Dolphins, Oct 04, 2020  
**Punt Return Average** 6.7 at Philadelphia Eagles, Nov 24, 2019

**All-Purpose Yards** 62 at Philadelphia Eagles, Jan 05, 2020  
16 at Green Bay Packers, Jan 12, 2020  
5 vs. Los Angeles Rams, Jan 09, 2021  
**Fair Catches** 2 at Philadelphia Eagles, Jan 05, 2020  
1 at Green Bay Packers, Jan 12, 2020  
**Punt Return Yards** 10 at Green Bay Packers, Jan 12, 2020  
5 at Philadelphia Eagles, Jan 05, 2020  
**Longest Punt Return** 10 at Green Bay Packers, Jan 12, 2020  
5 at Philadelphia Eagles, Jan 05, 2020  
**Punt Returns** 1 at Green Bay Packers, Jan 12, 2020  
1 at Philadelphia Eagles, Jan 05, 2020

100-YARD RECEIVING GAMES (1): REGULAR SEASON

DATE	TEAM	NO.	YDS.	AVG.	LG	TD
11/25/18	at Panthers	4	103	25.8	54	1

2020 GAME-BY-GAME REGULAR-SEASON STATISTICS (SEAHAWKS)

DATE	OPPONENT	P/S	RECEIVING					RUSHING					TD	W/L	SCORE
			NO.	YDS.	AVG.	LG	TD	NO.	YDS.	AVG.	LG	TD			
09/13	at Falcons	S	3	28	9.3	18	0	1	12	12.0	12	0	W	38-25	
09/20	Patriots	P	3	48	16.0	38t	1	0	0	0.0	0	0	W	35-30	
09/27	Cowboys	S	1	2	2.0	2	0	0	0	0.0	0	0	W	38-31	
10/04	at Dolphins	S	3	95	31.7	57	1	0	0	0.0	0	0	W	31-23	
10/11	Vikings	P	0	0	0.0	0	0	0	0	0.0	0	0	W	27-26	
10/25	at Cardinals	P	3	54	18.0	18	0	1	4	4.0	4	0	L	34-37+	
11/01	49ers	P	3	18	6.0	7	1	2	28	14.0	15	0	W	37-27	
11/08	at Bills	P	4	71	17.8	55t	1	0	0	0.0	0	0	L	34-44	
11/15	at Rams	S	2	16	8.0	9	0	1	2	2.0	2	0	L	16-23	
11/19	Cardinals	P	2	5	2.5	3	0	0	0	0.0	0	0	W	28-21	
11/30	at Eagles	P	3	-6	-2.0	1t	1	1	1	1.0	1	0	W	23-17	
12/06	Giants	S	1	6	6.0	6	0	0	0	0.0	0	0	L	12-17	
12/13	Jets	S	3	20	6.7	14	1	1	9	9.0	9	0	W	40-3	
12/20	at Washington	P	2	10	5.0	9	0	1	5	5.0	5	0	W	20-15	
12/27	Rams	P	1	45	45.0	45	0	0	0	0.0	0	0	W	20-9	
01/03	at 49ers	P	1	5	5.0	5	0	0	0	0.0	0	0	W	26-23	
2020 TOTALS		16-6	35	417	11.9	57	6	8	61	7.6	15	0	12-4		

+ - Overtime



2019 GAME-BY-GAME REGULAR-SEASON STATISTICS (SEAHAWKS)

DATE	OPPONENT	P/S	RECEIVING					RUSHING					TD	W/L	SCORE
			NO.	YDS.	AVG.	LG	TD	NO.	YDS.	AVG.	LG	TD			
09/08	Bengals													W	21-20
09/15	at Steelers													W	28-26
09/22	Saints	P	1	29	29.0	29	0	0	0	0.0	0	0	L	27-33	
09/29	at Cardinals	P	1	9	9.0	9	0	0	0	0.0	0	0	W	27-10	
10/03	Rams	P	1	10	10.0	10t	1	0	0	0.0	0	0	W	30-29	
10/13	at Browns	P	3	36	12.0	14	0	0	0	0.0	0	0	W	32-28	
10/20	Ravens	P	1	14	14.0	14	0	0	0	0.0	0	0	L	16-30	
10/27	at Falcons	P	1	23	23.0	23	0	1	2	2.0	2	0	W	27-20	
11/03	Buccaneers	P	2	18	9.0	12	0	0	0	0.0	0	0	W	40-34+	
11/11	at 49ers	S	0	0	0.0	0	0	0	0	0.0	0	0	W	27-24+	
11/24	at Eagles	P	1	31	31.0	31	0	1	4	4.0	4	0	W	17-9	
12/02	Vikings	P	2	65	32.5	60t	1	0	0	0.0	0	0	W	37-30	
12/08	at Rams	P	1	15	15.0	15	0	0	0	0.0	0	0	L	12-28	
12/15	at Panthers	P	0	0	0.0	0	0	0	0	0.0	0	0	W	30-24	
12/22	Cardinals	P	1	21	21.0	21	0	1	19	19.0	19	0	L	13-27	
12/29	49ers	P	2	30	15.0	17	0	0	0	0.0	0	0	L	21-26	
2019 TOTALS		14-1	17	301	17.7	60T	2	3	25	8.3	19	0	11-5		

+ - Overtime

2018 GAME-BY-GAME REGULAR-SEASON STATISTICS (SEAHAWKS)

DATE	OPPONENT	P/S	RECEIVING					RUSHING					TD	W/L	SCORE
			NO.	YDS.	AVG.	LG	TD	NO.	YDS.	AVG.	LG	TD			
09/09	at Broncos	P	0	0	0.0	0	0	0	0	0.0	0	0	L	24-27	
09/17	at Bears	P	0	0	0.0	0	0	0	0	0.0	0	0	L	17-24	
09/23	Cowboys	P	0	0	0.0	0	0	0	0	0.0	0	0	W	24-13	
09/30	at Cardinals	S	2	39	19.5	30	0	0	0	0.0	0	0	W	20-17	
10/07	Rams	P	3	38	12.7	30t	2	0	0	0.0	0	0	L	31-33	
10/14	at Raiders	P	2	47	23.5	28	1	1	5	5.0	5	0	W	27-3	
10/28	at Lions	P	4	97	24.3	45	1	0	0	0.0	0	0	W	28-14	
11/04	Chargers	S	2	16	8.0	9	0	0	0	0.0	0	0	L	17-25	
11/11	at Rams	P	1	16	16.0	16	0	0	0	0.0	0	0	L	31-36	
11/15	Packers	S	4	57	14.3	27	0	0	0	0.0	0	0	W	27-24	
11/25	at Panthers	P	4	103	25.8	54	1	0	0	0.0	0	0	W	30-27	
12/02	49ers	S	0	0	0.0	0	0	0	0	0.0	0	0	W	43-16	
12/10	Vikings	S	0	0	0.0	0	0	0	0	0.0	0	0	W	21-7	
12/16	at 49ers	S	1	9	9.0	9	0	0	0	0.0	0	0	L	23-26+	
12/23	Chiefs	S	1	7	7.0	7	0	0	0	0.0	0	0	W	38-31	
12/30	Cardinals	P	2	16	8.0	12	0	0	0	0.0	0	0	W	27-24	
2018 TOTALS		16-7	26	445	17.1	54	5	1	5	5.0	5	0	10-6		

+ - Overtime

2017 GAME-BY-GAME REGULAR-SEASON STATISTICS (SEAHAWKS)

DATE	OPPONENT	P/S	RECEIVING					RUSHING					TD	W/L	SCORE
			NO.	YDS.	AVG.	LG	TD	NO.	YDS.	AVG.	LG	TD			
09/10	at Packers													L	9-17
09/24	at Titans													L	27-33
10/01	Colts													W	46-18
10/22	at Giants													W	24-7
10/29	Texans													W	41-38
11/05	Washington													L	14-17
11/09	at Cardinals													W	22-16
11/20	Falcons													L	31-34
11/26	at 49ers													W	24-13
12/03	Eagles													W	24-10
12/10	at Jaguars													L	24-30
12/17	Rams													L	7-42
12/24	at Cowboys													W	21-12
12/31	Cardinals	P	0	0	0.0	0	0	0	0	0.0	0	0	L	24-26	
2017 TOTALS		1-0	0	0	0.0	0	0	0	0	0.0	0	0	7-7		

2020 GAME-BY-GAME POSTSEASON STATISTICS (SEAHAWKS)


RECEIVING								RUSHING						
DATE	OPPONENT	P/S	NO.	YDS.	AVG.	LG	TD	NO.	YDS.	AVG.	LG	TD	W/L	SCORE
01/09	Rams	S	1	1	1.0	1	0	1	4	4.0	4	0	L	20-30
2020 TOTALS		1-1	1	1	1.0	1	0	1	4	4.0	4	0	0-1	

2019 GAME-BY-GAME POSTSEASON STATISTICS (SEAHAWKS)

RECEIVING								RUSHING							
DATE	OPPONENT	P/S	NO.	YDS.	AVG.	LG	TD	NO.	YDS.	AVG.	LG	TD	W/L	SCORE	
01/05	at Eagles	S	2	57	28.5	38	0	0	0	0.0	0	0	W	17-9	
01/12	at Packers	P	0	0	0.0	0	0	1	6	6.0	6	0	L	23-28	
2019 TOTALS		2-1	2	57	28.5	38	0	1	6	6.0	6	0	1-1		

2018 GAME-BY-GAME POSTSEASON STATISTICS (SEAHAWKS)

DATE	OPPONENT	P/S	RECEIVING					RUSHING					TD	W/L	SCORE
			NO.	YDS.	AVG.	LG	TD	NO.	YDS.	AVG.	LG	TD			
01/05	at Cowboys	P	0	0	0.0	0	0	0	0	0.0	0	0	L	22-24	
2018 TOTALS			1-0	0	0	0.0	0	0	0	0.0	0	0	0-1		



**DJ MOORE**  
**6'0" // 210**  
**MARYLAND**  
**PHILADELPHIA, PA.**

**2**  
**WR**

EXPERIENCE (YEARS)		BIRTHDATE	ACQUIRED
NFL	PANTHERS	4.14.97	D1-18
4	4		

## NFL RANKINGS

- Ranks fifth in receiving yards (2,368) among wide receivers over the last two seasons (2019-20).
- Only receiver with at least 1,200 scrimmage yards in both 2019 and 2020 seasons.
- Ranked third among qualified players (32+ rec) with 18.1 yards per catch in 2020.
- Five receiving TDs of 50+ yards tie for fourth among wide receivers since 2018.
- His 3,156 career receiving yards rank seventh in NFL history for players aged 23 or younger.
- Led all rookie wide receivers with 960 scrimmage yards in 2018.
- Led all NFL wide receivers with 7.7 average yards after the catch in 2018.

## FRANCHISE RANKINGS

- Became fourth player with back-to-back 1,000-yard receiving seasons (2019, 2020) in franchise history.
- Ranked fifth in franchise history with 3,156 career receiving yards...Ranked sixth in franchise history with 208 career receptions.
- Has nine 100-yard receiving games in career, fourth-most in franchise history.
- Six big plays (40+ yards) in 2020 tied for second-most in a single season in franchise history...13 career big plays rank fourth all-time in the franchise.
- Set franchise record for most receiving yards (157) in a single game by a rookie at Detroit in Week 11 (11/18/18)...Also completed second-longest pass play with an 82-yard catch in the same game.
- Totaled 248 receiving yards in back-to-back games (at Detroit, 11/18/18 and vs. Seattle 11/25/18), marking the most receiving yards by a rookie wide receiver over a two-game stretch in franchise history.

## PRO CAREER

- Played in 15 games with 14 starts for Carolina in 2020...Totaled a career-best 1,193 receiving yards, ranking 11th in the NFL, on 66 receptions with four touchdowns...Ranked third among qualified players (32+ rec) with 18.1 yards per catch...Tied for the most big plays (40+ yards) among NFL wide receivers with six.
- Played and started in 15 games for Carolina in 2019...Recorded team-high 1,175 receiving yards on 87 receptions for four touchdowns.
- Played in 16 games with 10 starts for Carolina in 2018...Tallied 55 receptions for 788 yards and 13 rushing attempts for 172 yards...Scored two receiving touchdowns...Scored a touchdown on his first career catch against Atlanta in Week 2 (9/16/18).
- Tallied first 100-yard receiving game at Detroit (11/18/18)...Set franchise record for most receiving yards (157) in a game by a rookie wide receiver.

## TRANSACTIONS

- Drafted by the Carolina Panthers in the first round of the 2018 Draft (24th overall)...Placed on the reserve/COVID-19 list (12/7/20)...Removed from the reserve/COVID-19 list and placed on the active roster (12/16/20).

## COLLEGE & PERSONAL

- Played in 36 games in three seasons...Finished fifth in Maryland history in receptions (146), sixth in receiving yards (2,027) and fourth in touchdown receptions (17)...In 2017, earned Phil Steele All-America Second Team honors and was the Big Ten Receiver of the Year and All-Big Ten First Team selection...Set a Maryland record with 80 receptions on the season while accumulating 1,033 receiving yards, good for third in Maryland history...Totaled eight touchdown receptions, tying for fourth all-time in Maryland history for a single season...In 2016, Moore started all 13 games and led the team in receiving yards with 637 and receiving touchdowns with six...He averaged 15.5 yards per catch...Helped Maryland advance to the 2016 Quick Lane Bowl...In 2015, appeared in all 12 games, closing the season with 10 consecutive starts...Tied for team lead with three TD receptions and ranked second in catches (25) and yards (357)...His three TD catches were the most for a Maryland true freshman since Stefan Diggs in 2012...Went to Imhotep Charter High School in Philadelphia, Pa...Ranked as a four-star recruit and the best wide receiver in the state of Pennsylvania by Scout.com.

## DJ MOORE'S NFL REGULAR SEASON RUSHING/RECEIVING STATISTICS

DATE	TEAM	GP	GS	RECEIVING				TD	RUSHING				TD
				NO.	YDS.	AVG.	LG		NO.	YDS.	AVG.	LG	
2018	Panthers	16	10	55	788	14.3	82	2	13	172	13.2	32	0
2019	Panthers	15	15	87	1,175	13.5	52t	4	6	40	6.7	13	0
2020	Panthers	15	14	66	1,193	18.1	74t	4	2	22	11.0	21	0
NFL TOTALS		46	39	208	3,156	15.2	82	10	21	234	11.1	32	0

DJ MOORE'S NFL REGULAR SEASON RETURN STATISTICS

KICKOFF RETURNS							PUNT RETURNS					
DATE	TEAM	RET.	YDS.	AVG.	LG	TD	NO.	FC	YDS.	AVG.	LG	TD
2018	Panthers	5	119	23.8	32	0	6	5	32	5.3	15	0
2019	Panthers	0	0	0.0	0	0	5	4	41	8.2	16	0
2020	Panthers	0	0	0.0	0	0	0	0	0	0.0	0	0
NFL TOTALS		5	119	23.8	32	0	11	9	73	6.6	16	0

SINGLE-GAME HIGHS: RUSHING/RECEIVING

<b>Rush Attempts</b>	2 at Tampa Bay Buccaneers, Dec 02, 2018 ...1 more at 2.	<b>Longest Kickoff Return</b>	32 vs. Seattle Seahawks, Nov 25, 2018
<b>Rushing Yards</b>	39 vs. Baltimore Ravens, Oct 28, 2018	<b>Fair Catches</b>	3 at Green Bay Packers, Nov 10, 2019
<b>Longest Runs</b>	32 vs. Tampa Bay Buccaneers, Nov 04, 2018	<b>Punt Return Yards</b>	35 vs. Washington, Dec 01, 2019
<b>Receptions</b>	9 at Green Bay Packers, Nov 10, 2019 ...1 more at 9.	<b>Longest Punt Return</b>	16 vs. Washington, Dec 01, 2019
<b>Receiving Yards</b>	157 at Detroit Lions, Nov 18, 2018	<b>Punt Returns</b>	3 vs. Washington, Dec 01, 2019
<b>Longest Receptions</b>	82 at Detroit Lions, Nov 18, 2018	<b>Special Teams Tackles</b>	1 vs. Baltimore Ravens, Oct 28, 2018
<b>Receiving TDs</b>	2 at New Orleans Saints, Oct 25, 2020 ...1 more at 2.	<b>Miscellaneous Tackles</b>	2 vs. New Orleans Saints, Jan 03, 2021 ...1 more at 2.
<b>All-Purpose Yards</b>	173 vs. Seattle Seahawks, Nov 25, 2018	<b>Most TDs</b>	2 at New Orleans Saints, Oct 25, 2020 ...1 more at 2.
<b>Kickoff Returns</b>	3 vs. Seattle Seahawks, Nov 25, 2018	<b>Receiving Average</b>	24.0 vs. Tampa Bay Buccaneers, Nov 15, 2020
<b>Kickoff Return Yards</b>	75 vs. Seattle Seahawks, Nov 25, 2018		

100-YARD RECEIVING GAMES (9): REGULAR SEASON

DATE	TEAM	NO.	YDS.	AVG.	LG	TD
11/18/18	at Lions	7	157	22.4	82	1
11/03/19	TITANS	7	101	14.4	32	0
11/10/19	at Packers	9	120	13.3	38	0
11/24/19	at Saints	6	126	21.0	52	2
12/15/19	SEAHAWKS	8	113	14.1	22	0
09/20/20	at Buccaneers	8	120	15.0	30	0
11/22/20	LIONS	7	127	18.1	52	0
12/19/20	at Packers	6	131	21.8	40	0
01/03/21	SAINTS	5	101	20.2	44	0

2020 GAME-BY-GAME REGULAR-SEASON STATISTICS (PANTHERS)


RECEIVING													RUSHING												
DATE	OPPONENT	P/S	NO.	YDS.	AVG.	LG	TD	NO.	YDS.	AVG.	LG	TD	W/L	SCORE											
09/13	Raiders	S	4	54	13.5	18	0	0	0	0.0	0	0	L	30-34											
09/20	at Buccaneers	S	8	120	15.0	30	0	0	0	0.0	0	0	L	17-31											
09/27	at Chargers	S	2	65	32.5	38	0	0	0	0.0	0	0	W	21-16											
10/04	Cardinals	S	4	49	12.3	23	0	0	0	0.0	0	0	W	31-21											
10/11	at Falcons	S	4	93	23.3	57t	1	0	0	0.0	0	0	W	23-16											
10/18	Bears	S	5	93	18.6	38	0	0	0	0.0	0	0	L	16-23											
10/25	at Saints	S	4	93	23.3	74t	2	0	0	0.0	0	0	L	24-27											
10/29	Falcons	S	2	55	27.5	42	0	0	0	0.0	0	0	L	17-25											
11/08	at Chiefs	S	2	18	9.0	11	0	0	0	0.0	0	0	L	31-33											
11/15	Buccaneers	S	4	96	24.0	38	1	0	0	0.0	0	0	L	23-46											
11/22	Lions	S	7	127	18.1	52	0	1	21	21.0	21	0	W	20-0											
11/29	at Vikings	S	4	61	15.3	25	0	0	0	0.0	0	0	L	27-28											
12/13	Broncos							RESERVE/COVID-19							L	27-32									
12/19	at Packers	P	6	131	21.8	40	0	1	1	1.0	1	0	L	16-24											
12/27	at Washington	S	5	37	7.4	14	0	0	0	0.0	0	0	W	20-13											
01/03	Saints	S	5	101	20.2	44	0	0	0	0.0	0	0	L	7-33											
2020 TOTALS		15-14	66	1,193	18.1	74T	4	2	22	11.0	21	0	5-11												

2019 GAME-BY-GAME REGULAR-SEASON STATISTICS (PANTHERS)

DATE	OPPONENT	P/S	RECEIVING					RUSHING					TD	W/L	SCORE	
			NO.	YDS.	AVG.	LG	TD	NO.	YDS.	AVG.	LG	TD				
09/08	Rams	S	7	76	10.9	15	0	0	0	0.0	0	0	L	27-30		
09/12	Buccaneers	S	9	89	9.9	18	0	0	0	0.0	0	0	L	14-20		
09/22	at Cardinals	S	1	52	52.0	52t	1	1	12	12.0	12	0	W	38-20		
09/29	at Texans	S	3	44	14.7	16	0	0	0	0.0	0	0	W	16-10		
10/06	Jaguars	S	6	91	15.2	52	0	0	0	0.0	0	0	W	34-27		
10/13	at Buccaneers	S	7	73	10.4	23	0	1	13	13.0	13	0	W	37-26		
10/27	at 49ers	S	5	38	7.6	10	0	0	0	0.0	0	0	L	13-51		
11/03	Titans	S	7	101	14.4	32	0	0	0	0.0	0	0	W	30-20		
11/10	at Packers	S	9	120	13.3	38	0	0	0	0.0	0	0	L	16-24		
11/17	Falcons	S	8	95	11.9	31	0	0	0	0.0	0	0	L	3-29		
11/24	at Saints	S	6	126	21.0	52	2	1	8	8.0	8	0	L	31-34		
12/01	Washington	S	6	75	12.5	21	1	1	-3	-3.0	-3	0	L	21-29		
12/08	at Falcons	S	4	81	20.3	39	0	1	0	0.0	0	0	L	20-40		
12/15	Seahawks	S	8	113	14.1	22	0	1	10	10.0	10	0	L	24-30		
12/22	at Colts	S	1	1	1.0	1	0	0	0	0.0	0	0	L	6-38		
12/29	Saints		ON INACTIVE LIST												L	10-42
2019 TOTALS		15-15	87	1,175	13.5	52T	4	6	40	6.7	13	0	5-11			

2018 GAME-BY-GAME REGULAR-SEASON STATISTICS (PANTHERS)

DATE	OPPONENT	P/S	RECEIVING					RUSHING					TD	W/L	SCORE
			NO.	YDS.	AVG.	LG	TD	NO.	YDS.	AVG.	LG	TD			
09/09	Cowboys	P	0	0	0.0	0	0	1	3	3.0	3	0	W	16-8	
09/16	at Falcons	P	1	51	51.0	51t	1	1	7	7.0	7	0	L	24-31	
09/23	Bengals	P	1	3	3.0	3	0	0	0	0.0	0	0	W	31-21	
10/07	Giants	P	4	49	12.3	20	0	1	18	18.0	18	0	W	33-31	
10/14	at Washington	P	4	59	14.8	18	0	1	18	18.0	18	0	L	17-23	
10/21	at Eagles	P	3	29	9.7	16	0	0	0	0.0	0	0	W	21-17	
10/28	Ravens	S	5	90	18.0	33	0	2	39	19.5	28	0	W	36-21	
11/04	Buccaneers	S	1	16	16.0	16	0	1	32	32.0	32	0	W	42-28	
11/08	at Steelers	S	4	20	5.0	11	0	1	5	5.0	5	0	L	21-52	
11/18	at Lions	S	7	157	22.4	82	1	0	0	0.0	0	0	L	19-20	
11/25	Seahawks	S	8	91	11.4	28	0	1	7	7.0	7	0	L	27-30	
12/02	at Buccaneers	S	4	44	11.0	16	0	2	21	10.5	13	0	L	17-24	
12/09	at Browns	S	5	67	13.4	40	0	1	0	0.0	0	0	L	20-26	
12/17	Saints	S	2	12	6.0	7	0	1	22	22.0	22	0	L	9-12	
12/23	Falcons	S	2	19	9.5	15	0	0	0	0.0	0	0	L	10-24	
12/30	at Saints	S	4	81	20.3	38	0	0	0	0.0	0	0	W	33-14	
2018 TOTALS		16-10	55	788	14.3	82	2	13	172	13.2	32	0	7-9		



**TAYLOR  
MOTON**  
**6'5" // 325**  
**WESTERN MICHIGAN**  
**OKEMOS, MICH.**

**72**  
**T**

EXPERIENCE (YEARS)		BIRTHDATE	ACQUIRED
NFL	PANTHERS	8.14.94	D2B-17
5	5		

## PRO CAREER

- Started all 16 games for Carolina in 2019 at right tackle...Helped Christian McCaffrey rank third in the NFL with 1,387 rushing yards.
- Started all 16 games for Carolina in 2018, with one at left tackle and 15 at right tackle...Helped the Panthers rank fourth in the NFL with 133.5 rushing yards per game.
- Played in all 16 regular season games and one playoff game in his rookie campaign in 2017.
- Saw action as a reserve offensive lineman and on special teams.

## TRANSACTIONS

- Selected in the second round (64th overall) of the 2017 NFL Draft by Carolina (4/28/17).

## COLLEGE & PERSONAL


- Four-year starter and two-time All-Mid-American Conference honoree at Western Michigan...Set a school record for the most starts in a career with 52...Started 39 games at right tackle and 13 at right guard...Cleared paths for a 1,000-yard rusher as a sophomore, junior and senior - the first time in school history the Broncos had a 1,000-yard rusher in three consecutive seasons...2016 (Sr.): First-team All-Mid-American Conference selection...Started 14 games at right tackle...Helped Western Michigan to a school record 13 wins, first Mid-American Conference championship since 1988 and first-ever appearance in the Cotton Bowl...Opened holes for rushing attack that ranked second in the conference with an average of 228.9 yards per game...Provided protection for unit that allowed just 15 sacks...2015 (Jr.): Third-team All-Mid-American Conference choice...Started 13 games at right guard...Key member of offense that finished second in the conference in rushing with an average of 204.6 yards per game...2014 (So.): Started 13 games at right tackle...Made first career catch, snatching a deflected pass out of the air against Bowling Green...2013 (Fr.): Started 12 games at right tackle...2012: Redshirted as a true freshman. Attended Okemos (Mich.) HS...Graduated from Western Michigan with a degree in business...Last name is pronounced MOAT-ton.

## TAYLOR MOTON'S NFL REGULAR SEASON STATISTICS

DATE	TEAM	GP	GS
2017	Panthers	16	0
2018	Panthers	16	16
2019	Panthers	16	16
2020	Panthers	16	16
NFL TOTALS		64	48

## TAYLOR MOTON'S NFL POSTSEASON STATISTICS

DATE	TEAM	GP	GS
2017	Panthers	1	0
NFL TOTALS		1	0



**MATT  
PARADIS**  
**6'3" // 300**  
**BOISE STATE**  
**COUNCIL, IDAHO**

**61**  
**C**

EXPERIENCE (YEARS)		BIRTHDATE	ACQUIRED
<b>NFL</b>	<b>PANTHERS</b>	<b>10.12.89</b>	<b>UFA-19 DEN</b>
<b>7</b>	<b>3</b>		

## PRO CAREER

- Started all 16 games at center for Carolina in 2019...Helped running back Christian McCaffrey rank third in the NFL with 1,387 rushing yards.
- In 2018, started nine games for Denver...According to Pro Football Focus, ranked second among all NFL centers in his offensive grade as he allowed just 1.0 sack and three hurries on 569 snaps.
- Started all 16 games and played every offensive snap for Denver for the third consecutive season in 2017...Helped spring running back C.J. Anderson for 1,007 rushing yards.
- In 2016, played every offensive snap for Denver for the second consecutive season...Voted by his teammates as the recipient of the 2016 Ed Block Courage Award for battling through injuries to his hips.
- Played every offensive snap in 2015, starting all 16 regular season games and three postseason contests...Helped Denver win Super Bowl 50...Allowed just one sack and was called for only two penalties on the year.
- Spent 2014 season on Denver practice squad.

## TRANSACTIONS

- Drafted by Denver in the sixth round (207th overall) of the 2014 Draft...Waived by Denver (8/30/14)...Signed to Denver practice squad (8/31/14)...Signed by Denver to a future contract (1/12/15)...Placed on injured reserve by Denver (leg) (11/12/18)...Signed as an unrestricted free agent by Carolina (3/14/19).

## COLLEGE & PERSONAL


- In 2013, named a second-team All-Mountain West Conference selection after starting all 13 games at center for Boise State and helping the offense rank ninth nationally red zone efficiency (.906)...Selected as Boise State's Outstanding Offensive Lineman and was named a game captain in four contests as a senior...Opened all 13 games at center in 2012 and earned first-team all-conference recognition while contributing to a unit that ranked sixth in the nation in sacks allowed (0.77 per game)...Switched from defensive line to offensive line before the start of his sophomore season...Redshirted as a true freshman. Attended Council High School in Council, Idaho...Last name is pronounced PARE-uh-diss.

## MATT PARADIS' NFL REGULAR SEASON STATISTICS

DATE	TEAM	GP	GS
2015	Broncos	16	16
2016	Broncos	16	16
2017	Broncos	16	16
2018	Broncos	9	9
2019	Panthers	16	16
2020	Panthers	16	16
<b>NFL TOTALS</b>		<b>89</b>	<b>89</b>

## MATT PARADIS' NFL POSTSEASON STATISTICS

DATE	TEAM	GP	GS
2015	Broncos	3	3
<b>NFL TOTALS</b>		<b>3</b>	<b>3</b>



**TROY PRIDE JR.**  
**5'11" // 195**  
**NOTRE DAME**  
**GREER, S.C.**

**25**  
**CB**

EXPERIENCE (YEARS)		BIRTHDATE	ACQUIRED
NFL	PANTHERS	1.19.98	D4-20
2	2		

## PRO CAREER

- Played in 14 games with eight starts in his rookie season in 2020, tallying 41 tackles and two passes defended.

## TRANSACTIONS

- Drafted by the Panthers in the fourth round (115th overall) of the 2020 NFL Draft...Placed on the reserve/injured list (1/2/21)...Placed on the reserve/injured list (8/17/21).

## COLLEGE & PERSONAL

- Totalled 121 tackles, four interceptions and 18 pass breakups in four seasons at Notre Dame...Played in all 13 games in senior season, notching 40 tackles with an interception and six pass breakups...Had best season in 2018 in junior year...Totalled career-best 47 tackles, including 1.5 for loss, while adding a pair of interceptions, 10 pass breakups, a forced fumble and fumble recovery...Played in 12 games with 22 tackles and a pick in sophomore season...Saw action in eight games as a freshman with 12 tackles...Was a sprinter on the Notre Dame track team and ran a 4.4 in the 40-yard dash at the Combine, fifth-fastest among 2020 secondary players. Went to Greer High School in Greer, S.C.

## TROY PRIDE JR.'S NFL REGULAR SEASON DEFENSIVE STATISTICS

TACKLES												INTERCEPTIONS					O. FUMB			ST				MISC		
DATE	TEAM	GP	GS	TK	S	A	TFL	YDS	SK	YDS	QBH	NO	YDS	LG	TD	PD	FF	FR	YDS	TK	S	A	FF	FR	S	A
2020	Panthers	14	8	41	26	15	1	2	0.0	0.0	0	0	0	0	0	2	0	0	0	1	1	0	0	0	0	0
NFL TOTALS		14	8	41	26	15	1	2	0.0	0.0	0	0	0	0	0	2	0	0	0	1	1	0	0	0	0	0

## SINGLE-GAME HIGHS: DEFENSIVE


- Total Tackles** 7 vs. Tampa Bay Buccaneers, Nov 15, 2020  
 ...1 more at 7.
- Passes Defended** 1 at Minnesota Vikings, Nov 29, 2020  
 ...1 more at 1.

- Tackles For Loss** 1 vs. Arizona Cardinals, Oct 04, 2020
- Special Teams Tackles** 1 at Los Angeles Chargers, Sep 27, 2020



2020 GAME-BY-GAME REGULAR-SEASON STATISTICS (PANTHERS)

TACKLES										INTERCEPTIONS					O. FUMB			ST			MISC			SCORE			
DATE	OPPONENT	P/S	TK	S	A	SK	YDS	TFL	YDS	QBH	NO	YDS	L6	TD	PD	FF	FR	YDS	TK	S	A	FF	FR		S	A	W/L
09/13	Raiders	S	7	4	3	0.0	0.0	0	0	0	0	0	0	0	0	0	0	0	0	0	0	0	0	0	0	L	30-34
09/20	at Buccaneers	P	1	0	1	0.0	0.0	0	0	0	0	0	0	0	0	0	0	0	0	0	0	0	0	0	0	L	17-31
09/27	at Chargers	P	2	2	0	0.0	0.0	0	0	0	0	0	0	0	0	0	0	0	1	1	0	0	0	0	0	W	21-16
10/04	Cardinals	P	2	1	1	0.0	0.0	1	2	0	0	0	0	0	0	0	0	0	0	0	0	0	0	0	0	W	31-21
10/11	at Falcons	P	6	5	1	0.0	0.0	0	0	0	0	0	0	0	0	0	0	0	0	0	0	0	0	0	0	W	23-16
10/18	Bears	S	2	1	1	0.0	0.0	0	0	0	0	0	0	0	0	0	0	0	0	0	0	0	0	0	0	L	16-23
10/25	at Saints	S	4	3	1	0.0	0.0	0	0	0	0	0	0	0	0	0	0	0	0	0	0	0	0	0	0	L	24-27
10/29	Falcons	S	4	1	3	0.0	0.0	0	0	0	0	0	0	0	1	0	0	0	0	0	0	0	0	0	0	L	17-25
11/08	at Chiefs	P	0	0	0	0.0	0.0	0	0	0	0	0	0	0	0	0	0	0	0	0	0	0	0	0	0	L	31-33
11/15	Buccaneers	P	7	5	2	0.0	0.0	0	0	0	0	0	0	0	0	0	0	0	0	0	0	0	0	0	0	L	23-46
11/22	Lions	S	2	2	0	0.0	0.0	0	0	0	0	0	0	0	0	0	0	0	0	0	0	0	0	0	0	W	20-0
11/29	at Vikings	S	1	1	0	0.0	0.0	0	0	0	0	0	0	0	1	0	0	0	0	0	0	0	0	0	0	L	27-28
12/13	Broncos	S	2	0	2	0.0	0.0	0	0	0	0	0	0	0	0	0	0	0	0	0	0	0	0	0	0	L	27-32
12/19	at Packers	S	1	1	0	0.0	0.0	0	0	0	0	0	0	0	0	0	0	0	0	0	0	0	0	0	0	L	16-24
12/27	at Washington		GAME INACTIVE																W	20-13							
01/03	Saints		INJURED RESERVE																L	7-33							
2020 TOTALS		14-8	41	26	15	0.0	0.0	1	2	0	0	0	0	0	2	0	0	0	1	1	0	0	0	0	0	5-11	



**HAASON  
REDDICK**  
**6'1" // 235**  
**TEMPLE**  
**CAMDEN, NJ**

**43**  
**OLB**

EXPERIENCE (YEARS)		BIRTHDATE	ACQUIRED
NFL	PANTHERS	9.22.94	FA-21
5	1		

## NFL RANKINGS

- In 2020 season, tied for fourth in the NFL with 12.5 sacks, ranked second with six forced fumbles and tied for third with 15 tackles for loss.
- Had 5.0 sacks and three forced fumbles in one game against the Giants in Week 14 of 2020 season, becoming just the second NFL player with at least 5.0 sacks and three forced fumbles in a game since FFs were recorded in 2000.
- One of three NFL players (Jamal Adams, Kyle Van Noy) with at least 250 tackles and 20.0 sacks since 2017 season.

## PRO CAREER

- Played four seasons for Arizona (2017-20), appearing in every regular season game over the last four seasons...Totaled 250 tackles, 20.0 sacks and nine forced fumbles in his career.
- Had a career-best season in 2020 for Arizona, tying for fourth in the NFL with 12.5 sacks, ranking second with six forced fumbles and tied for third with 15 tackles for loss...Earned NFC Defensive Player of the Week honors after setting Cardinals record with 5.0 sacks and three forced fumbles in Week 14 against NYG.
- Played in 16 games with five starts in 2019 in Arizona...Totaled 76 tackles with six tackles for loss and 1.0 sack...Made six pass deflections and a fumble recovery.
- Posted career-best 80 tackles in 2018 to go along with 4.0 sacks and eight tackles for loss...Started a career-high 12 games while appearing in all 16.
- Played in every game with three starts in rookie season in 2017...Made 32 tackles and 2.5 sacks with six QB hits.

## HONORS

- NFC Defensive Player of the Week (2020 – Week 14).

## TRANSACTIONS

- Drafted in the first round (13th overall) of the 2017 NFL Draft by Arizona...Signed as an unrestricted free agent by Carolina (3/18/21).

## COLLEGE & PERSONAL

- Started 32 of 46 games in four seasons at Temple (2013-16) under head coach Matt Rhule...Totaled 150 tackles, 18.0 sacks, 46.0 tackles for loss (second most in American Athletic Conference history), an INT, five forced fumbles, a fumble recovery and four passes defended...Awarded a single-digit jersey number (changed from 58 to 7), which is given to the toughest Temple players as voted by teammates, as a senior...earned first-team All-American Athletic Conference honors and a Senior Bowl invite after he started all 14 games and totaled 65 tackles, an FBS-leading and AAC single-season record 22.5 tackles for loss, a team-high 10.5 sacks, an INT, three forced fumbles and a fumble recovery...In junior year, started 12 of 14 games with 46 tackles, 5.0 sacks, 12.5 tackles for loss, five QB hits, two forced fumbles and a pass defended, receiving honorable mention all-conference honors...Went to Haddon Heights HS in Haddon Heights, N.J.

## HAASON REDDICK'S NFL REGULAR SEASON DEFENSIVE STATISTICS

		TACKLES										INTERCEPTIONS					O. FUMB			ST				MISC		
DATE	TEAM	GP	GS	TK	S	A	TFL	YDS	SK	YDS	QBH	NO	YDS	LG	TD	PD	FF	FR	YDS	TK	S	A	FF	FR	S	A
2017	Cardinals	16	3	39	26	13	5	16	2.5	14.0	6	0	0	0	0	0	2	0	0	4	3	1	0	0	0	0
2018	Cardinals	16	12	102	68	34	9	29	4.0	39.0	5	0	0	0	0	6	1	0	0	2	0	2	0	0	0	0
2019	Cardinals	16	5	82	52	30	6	21	1.0	0.0	4	0	0	0	0	6	0	1	3	0	0	0	0	0	0	0
2020	Cardinals	16	11	62	43	19	15	67	12.5	83.5	16	0	0	0	0	4	6	0	0	1	0	1	0	0	0	0
NFL TOTALS		64	31	285	189	96	35	133	20.0	136.5	31	0	0	0	0	16	9	1	3	7	3	4	0	0	0	0

## SINGLE-GAME HIGHS: DEFENSIVE

**Total Tackles** 15 at Los Angeles Chargers, Nov 25, 2018  
**Sacks** 5.0 at New York Giants, Dec 13, 2020  
**Passes Defended** 3 at San Francisco 49ers, Oct 07, 2018  
**Forced Fumbles** 3 at New York Giants, Dec 13, 2020

**Fumble Recoveries**  
**Tackles For Loss**  
**Special Teams Tackles**

1 at New York Giants, Oct 20, 2019  
3 vs. Seattle Seahawks, Oct 25, 2020  
3 at Seattle Seahawks, Dec 31, 2017

2020 GAME-BY-GAME REGULAR-SEASON STATISTICS (CARDINALS)

			TACKLES								INTERCEPTIONS				O. FUMB			ST			MISC							
DATE	OPPONENT	P/S	TK	S	A	SK	YDS	TFL	YDS	QBH	NO	YDS	LG	TD	PD	FF	FR	YDS	TK	S	A	FF	FR	S	A	W/L	SCORE	
09/13	at 49ers	P	3	2	1	0.0	0.0	0	0	0	0	0	0	0	1	0	0	0	0	0	0	0	0	0	0	0	W	24-20
09/20	Washington	P	2	2	0	1.0	7.0	1	7	1	0	0	0	0	0	0	0	0	0	0	0	0	0	0	0	0	W	30-15
09/27	Lions	P	3	3	0	1.0	9.0	1	9	1	0	0	0	0	1	0	0	0	1	0	1	0	0	0	0	0	L	23-26
10/04	at Panthers	P	1	1	0	0.0	0.0	0	0	0	0	0	0	0	0	0	0	0	0	0	0	0	0	0	0	0	L	21-31
10/11	at Jets	P	0	0	0	0.0	0.0	0	0	2	0	0	0	0	0	0	0	0	0	0	0	0	0	0	0	0	W	30-10
10/19	at Cowboys	S	5	4	1	2.0	12.0	2	12	2	0	0	0	0	1	0	0	0	0	0	0	0	0	0	0	0	W	38-10
10/25	Seahawks	S	11	5	6	1.0	6.0	3	11	3	0	0	0	0	0	0	0	0	0	0	0	0	0	0	0	0	W	37-34+
11/08	Dolphins	S	5	3	2	0.0	0.0	2	3	0	0	0	0	0	0	0	0	0	0	0	0	0	0	0	0	0	L	31-34
11/15	Bills	S	4	3	1	0.0	0.0	1	1	0	0	0	0	0	0	0	0	0	0	0	0	0	0	0	0	0	W	32-30
11/19	at Seahawks	S	5	3	2	0.0	0.0	0	0	0	0	0	0	0	0	0	0	0	0	0	0	0	0	0	0	0	L	21-28
11/29	at Patriots	S	4	3	1	0.0	0.0	0	0	0	0	0	0	0	0	0	0	0	0	0	0	0	0	0	0	0	L	17-20
12/06	Rams	S	2	2	0	0.0	0.0	1	4	0	0	0	0	0	1	0	0	0	0	0	0	0	0	0	0	0	L	28-38
12/13	at Giants	S	5	5	0	5.0	43.0	2	12	6	0	0	0	0	0	3	0	0	0	0	0	0	0	0	0	0	W	26-7
12/20	Eagles	S	4	3	1	1.0	4.0	1	6	0	0	0	0	0	0	2	0	0	0	0	0	0	0	0	0	0	W	33-26
12/26	49ers	S	3	2	1	1.5	2.5	0	0	1	0	0	0	0	0	1	0	0	0	0	0	0	0	0	0	0	L	12-20
01/03	at Rams	S	5	2	3	0.0	0.0	1	2	0	0	0	0	0	0	0	0	0	0	0	0	0	0	0	0	0	L	7-18
2020 TOTALS			16-11	62	43	19	12.5	83.5	15	67	16	0	0	0	0	4	6	0	0	1	0	1	0	0	0	0	8-8	
+ - Overtime																												

2019 GAME-BY-GAME REGULAR-SEASON STATISTICS (CARDINALS)

			TACKLES							INTERCEPTIONS				O. FUMB			ST			MISC							
DATE	OPPONENT	P/S	TK	S	A	SK	YDS	TFL	YDS	QBH	NO	YDS	LG	TD	PD	FF	FR	YDS	TK	S	A	FF	FR	S	A	W/L	SCORE
09/08	Lions	P	6	5	1	0.0	0.0	0	0	0	0	0	0	0	0	0	0	0	0	0	0	0	0	0	0	T	27-27+
09/15	at Ravens	S	9	6	3	0.0	0.0	1	2	0	0	0	0	0	1	0	0	0	0	0	0	0	0	0	0	L	17-23
09/22	Panthers	S	11	8	3	0.0	0.0	1	10	0	0	0	0	0	2	0	0	0	0	0	0	0	0	0	0	L	20-38
09/29	Seahawks	S	10	5	5	1.0	0.0	1	1	1	0	0	0	0	0	0	0	0	0	0	0	0	0	0	0	L	10-27
10/06	at Bengals	S	6	4	2	0.0	0.0	0	0	0	0	0	0	0	1	0	0	0	0	0	0	0	0	0	0	W	26-23
10/13	Falcons	S	9	6	3	0.0	0.0	1	3	0	0	0	0	0	0	0	0	0	0	0	0	0	0	0	0	W	34-33
10/20	at Giants	P	5	3	2	0.0	0.0	0	0	1	0	0	0	0	0	0	1	3	0	0	0	0	0	0	0	W	27-21
10/27	at Saints	P	5	4	1	0.0	0.0	0	0	1	0	0	0	0	0	0	0	0	0	0	0	0	0	0	0	L	9-31
10/31	49ers	P	3	1	2	0.0	0.0	0	0	0	0	0	0	0	0	0	0	0	0	0	0	0	0	0	0	L	25-28
11/10	at Buccaneers	P	8	5	3	0.0	0.0	0	0	0	0	0	0	0	1	0	0	0	0	0	0	0	0	0	0	L	27-30
11/17	at 49ers	P	2	0	2	0.0	0.0	0	0	0	0	0	0	0	1	0	0	0	0	0	0	0	0	0	0	L	26-36
12/01	Rams	P	0	0	0	0.0	0.0	0	0	0	0	0	0	0	0	0	0	0	0	0	0	0	0	0	0	L	7-34
12/08	Steelers	P	0	0	0	0.0	0.0	0	0	0	0	0	0	0	0	0	0	0	0	0	0	0	0	0	0	L	17-23
12/15	Browns	P	2	2	0	0.0	0.0	0	0	0	0	0	0	0	0	0	0	0	0	0	0	0	0	0	0	W	38-24
12/22	at Seahawks	P	4	1	3	0.0	0.0	1	1	1	0	0	0	0	0	0	0	0	0	0	0	0	0	0	0	W	27-13
12/29	at Rams	P	2	2	0	0.0	0.0	1	4	0	0	0	0	0	0	0	0	0	0	0	0	0	0	0	0	L	24-31
2019 TOTALS			16-5	82	52	30	1.0	0.0	6	21	4	0	0	0	0	6	0	1	3	0	0	0	0	0	0	0	5-10-1
+ - Overtime																											


2018 GAME-BY-GAME REGULAR-SEASON STATISTICS (CARDINALS)

			TACKLES								INTERCEPTIONS				O. FUMB			ST			MISC							
DATE	OPPONENT	P/S	TK	S	A	SK	YDS	TFL	YDS	QBH	NO	YDS	LG	TD	PD	FF	FR	YDS	TK	S	A	FF	FR	S	A	W/L	SCORE	
09/09	Washington	P	4	3	1	0.0	0.0	1	1	0	0	0	0	0	0	0	0	0	0	0	0	0	0	0	0	0	L	6-24
09/16	at Rams	P	0	0	0	0.0	0.0	0	0	0	0	0	0	0	0	0	0	0	0	0	0	0	0	0	0	0	L	0-34
09/23	Bears	P	1	1	0	0.0	0.0	0	0	0	0	0	0	0	0	0	0	0	0	0	0	0	0	0	0	0	L	14-16
09/30	Seahawks	P	1	1	0	1.0	6.0	0	6	0	0	0	0	0	0	0	0	0	2	0	2	0	0	0	0	0	L	17-20
10/07	at 49ers	S	9	7	2	1.0	18.0	1	2	0	0	0	0	0	3	1	0	0	0	0	0	0	0	0	0	0	W	28-18
10/14	at Vikings	S	7	1	6	0.0	0.0	0	0	0	0	0	0	0	1	0	0	0	0	0	0	0	0	0	0	0	L	17-27
10/18	Broncos	S	4	3	1	0.0	0.0	1	0	2	0	0	0	0	0	0	0	0	0	0	0	0	0	0	0	0	L	10-45
10/28	49ers	S	5	3	2	0.0	0.0	1	2	1	0	0	0	0	1	0	0	0	0	0	0	0	0	0	0	0	W	18-15
11/11	at Chiefs	S	7	3	4	0.0	0.0	0	0	0	0	0	0	0	0	0	0	0	0	0	0	0	0	0	0	0	L	14-26
11/18	Raiders	S	6	3	3	0.0	0.0	0	0	0	0	0	0	0	0	0	0	0	0	0	0	0	0	0	0	0	L	21-23
11/25	at Chargers	S	15	12	3	0.0	0.0	1	0	0	0	0	0	0	0	0	0	0	0	0	0	0	0	0	0	0	L	10-45
12/02	at Packers	S	8	5	3	0.0	0.0	0	0	0	0	0	0	0	0	0	0	0	0	0	0	0	0	0	0	0	W	20-17
12/09	Lions	S	11	10	1	0.0	0.0	2	3	1	0	0	0	0	0	0	0	0	0	0	0	0	0	0	0	0	L	3-17
12/16	at Falcons	S	8	6	2	1.0	6.0	1	6	0	0	0	0	0	1	0	0	0	0	0	0	0	0	0	0	0	L	14-40
12/23	Rams	S	9	6	3	1.0	9.0	1	9	1	0	0	0	0	0	0	0	0	0	0	0	0	0	0	0	0	L	9-31
12/30	at Seahawks	S	7	4	3	0.0	0.0	0	0	0	0	0	0	0	0	0	0	0	0	0	0	0	0	0	0	0	L	24-27
2018 TOTALS			16-12	102	68	34	4.0	39.0	9	29	5	0	0	0	0	6	1	0	0	2	0	2	0	0	0	0	0	3-13

2017 GAME-BY-GAME REGULAR-SEASON STATISTICS (CARDINALS)

			TACKLES							INTERCEPTIONS				O. FUMB			ST			MISC							
DATE	OPPONENT	P/S	TK	S	A	SK	YDS	TFL	YDS	QBH	NO	YDS	LG	TD	PD	FF	FR	YDS	TK	S	A	FF	FR	S	A	W/L	SCORE
09/10	at Lions	S	10	7	3	0.0	0.0	2	1	1	0	0	0	0	0	0	0	0	0	0	0	0	0	0	0	L	23-35
09/17	at Colts	S	10	6	4	0.0	0.0	0	0	0	0	0	0	0	0	0	0	0	0	0	0	0	0	0	0	W	16-13
09/25	Cowboys	S	1	1	0	0.0	0.0	1	4	0	0	0	0	0	0	0	0	0	0	0	0	0	0	0	0	L	17-28
10/01	49ers	P	2	2	0	0.0	0.0	0	0	0	0	0	0	0	0	0	0	0	0	0	0	0	0	0	0	W	18-15+
10/08	at Eagles	P	2	2	0	0.0	0.0	0	0	0	0	0	0	0	0	0	0	0	0	0	0	0	0	0	0	L	7-34
10/15	Buccaneers	P	2	0	2	0.0	0.0	0	0	0	0	0	0	0	0	0	0	0	0	0	0	0	0	0	0	W	38-33
10/22	at Rams	P	1	1	0	0.0	0.0	0	0	0	0	0	0	0	0	0	0	0	0	0	0	0	0	0	0	L	0-33
11/05	at 49ers	P	1	0	1	0.5	2.0	0	0	1	0	0	0	0	0	0	0	0	0	0	0	0	0	0	0	W	20-10
11/09	Seahawks	P	1	1	0	1.0	4.0	0	0	2	0	0	0	0	0	1	0	0	0	0	0	0	0	0	0	L	16-22
11/19	at Texans	P	1	0	1	0.0	0.0	0	0	1	0	0	0	0	0	0	0	0	0	0	0	0	0	0	0	L	21-31
11/26	Jaguars	P	2	1	1	0.0	0.0	0	0	0	0	0	0	0	0	1	0	0	0	0	0	0	0	0	0	W	27-24
12/03	Rams	P	1	1	0	0.0	0.0	0	0	0	0	0	0	0	0	0	0	0	0	0	0	0	0	0	0	L	16-32
12/10	Titans	P	3	2	1	1.0	8.0	1	8	1	0	0	0	0	0	0	0	0	0	0	0	0	0	0	0	W	12-7
12/17	at Washington	P	1	1	0	0.0	0.0	0	0	0	0	0	0	0	0	0	0	0	0	0	0	0	0	0	0	L	15-20
12/24	Giants	P	0	0	0	0.0	0.0	0	0	0	0	0	0	0	0	0	0	0	1	1	0	0	0	0	0	W	23-0
12/31	at Seahawks	P	1	1	0	0.0	0.0	1	3	0	0	0	0	0	0	0	0	0	3	2	1	0	0	0	0	W	26-24
2017 TOTALS			16-3	39	26	13	2.5	14.0	5	16	6	0	0	0	0	0	2	0	0	4	3	1	0	0	0	0	8-8

+ - Overtime



**KENNY ROBINSON**  
**6'2" // 200**  
**WEST VIRGINIA**  
**WILKINSBURG, PA.**

**27**  
**S**

EXPERIENCE (YEARS)		BIRTHDATE	ACQUIRED
NFL	PANTHERS	1.8.99	05-20
2	2		

## PRO CAREER

- Appeared in nine games for Carolina in 2020, notching one special teams tackle.
- Spent the spring of 2020 with the XFL's St. Louis BattleHawks...Totaled 21 tackles and two interceptions through five games before the league folded.

## TRANSACTIONS

- Selected in the fifth round (152nd overall) of the NFL Draft by Carolina (4/25/20)...Waived by Carolina (9/6/20)...Signed to Carolina's practice squad (9/7/20)...Signed to Carolina's active roster from the practice squad (10/20/20).

## COLLEGE & PERSONAL

- Spent the spring of 2020 with the XFL's St. Louis BattleHawks...Totaled 21 tackles and two interceptions through five games. Spent two years at West Virginia, totaling 123 career tackles, seven interceptions and seven passes defended...Earned First-Team All-Big 12 honors as a sophomore in 2018...Started 12 games in 2018 at safety...Tied for No. 2 in the Big 12 in total interceptions (4)...Finished No. 2 on the WVU defense with 77 total tackles and 52 solo stops...As a freshman in 2017 earned All-Big 12 Conference Honorable Mention...Played in all 13 games, including eight starts...Totaled 46 tackles, including 32 solo stops, two tackles for loss, three interceptions, returning two for touchdowns and three pass breakups...Tied for the team lead with three interceptions. Played defensive back, quarterback and wide receiver at Imani Christian Academy in Wilksburg, Pennsylvania...All-State 1A First-Team defensive back...Finished with 1,250 rushing yards, 2,150 passing yards and 18 touchdowns, with only three interceptions...One of seven children...Majored in multidisciplinary studies.

## KENNY ROBINSON'S NFL REGULAR SEASON DEFENSIVE STATISTICS

		TACKLES										INTERCEPTIONS					O. FUMB			ST				MISC		
DATE	TEAM	GP	GS	TK	S	A	TFL	YDS	SK	YDS	QBH	NO	YDS	LG	TD	PD	FF	FR	YDS	TK	S	A	FF	FR	S	A
2020	Panthers	9	0	0	0	0	0	0	0.0	0.0	0	0	0	0	0	0	0	0	0	1	0	1	0	0	0	0
NFL TOTALS		9	0	0	0	0	0	0	0.0	0.0	0	0	0	0	0	0	0	0	0	1	0	1	0	0	0	0

## SINGLE-GAME HIGHS: DEFENSIVE

Special Teams Tackles

1 at Kansas City Chiefs, Nov 08, 2020

2020 GAME-BY-GAME REGULAR-SEASON STATISTICS (PANTHERS)

TACKLES										INTERCEPTIONS				O. FUMB			ST			MISC			SCORE					
DATE	OPPONENT	P/S	TK	S	A	SK	YDS	TFL	YDS	QBH	NO	YDS	LG	TD	PD	FF	FR	YDS	TK	S	A	FF		FR	S	A	W/L	
09/13	Raiders												PRACTICE SQUAD														L	30-34
09/20	at Buccaneers												PRACTICE SQUAD														L	17-31
09/27	at Chargers												PRACTICE SQUAD														W	21-16
10/04	Cardinals												PRACTICE SQUAD														W	31-21
10/11	at Falcons												PRACTICE SQUAD														W	23-16
10/18	Bears												PRACTICE SQUAD														L	16-23
10/25	at Saints	P	0	0	0	0.0	0.0	0	0	0	0	0	0	0	0	0	0	0	0	0	0	0	0	0	0	L	24-27	
10/29	Falcons	P	0	0	0	0.0	0.0	0	0	0	0	0	0	0	0	0	0	0	0	0	0	0	0	0	0	L	17-25	
11/08	at Chiefs	P	0	0	0	0.0	0.0	0	0	0	0	0	0	0	0	0	0	0	1	0	1	0	0	0	0	L	31-33	
11/15	Buccaneers	P	0	0	0	0.0	0.0	0	0	0	0	0	0	0	0	0	0	0	0	0	0	0	0	0	0	L	23-46	
11/22	Lions	P	0	0	0	0.0	0.0	0	0	0	0	0	0	0	0	0	0	0	0	0	0	0	0	0	0	W	20-0	
11/29	at Vikings	P	0	0	0	0.0	0.0	0	0	0	0	0	0	0	0	0	0	0	0	0	0	0	0	0	0	L	27-28	
12/13	Broncos												GAME INACTIVE														L	27-32
12/19	at Packers	P	0	0	0	0.0	0.0	0	0	0	0	0	0	0	0	0	0	0	0	0	0	0	0	0	0	L	16-24	
12/27	at Washington	P	0	0	0	0.0	0.0	0	0	0	0	0	0	0	0	0	0	0	0	0	0	0	0	0	0	W	20-13	
01/03	Saints	P	0	0	0	0.0	0.0	0	0	0	0	0	0	0	0	0	0	0	0	0	0	0	0	0	0	L	7-33	
2020 TOTALS		9-0	0	0	0	0.0	0.0	0	0	0	0	0	0	0	0	0	0	0	1	0	1	0	0	0	0	5-11		



**BRAVION ROY**  
**6'1" // 330**  
**BAYLOR**  
**SPRING, TEXAS**

**93**  
**DT**

EXPERIENCE (YEARS)

NFL

PANTHERS

**2**
**2**

BIRTHDATE

**10.18.96**

ACQUIRED

**D6-20**

## PRO CAREER

- Played in 15 games with nine starts during rookie season in 2020...Tallied 29 total tackles...Posted 1.0 sack and two tackles for loss and five QB hits.

## TRANSACTIONS

- Selected in the sixth round (184th overall) of the NFL Draft by Carolina (4/25/20).

## COLLEGE & PERSONAL

- Played four seasons at Baylor under Matt Rhule ... Tallied 133 tackles, 7.5 sacks and 19.0 tackles for loss in his career ... Earned first team All-Big 12 honors in 2019, tallying career highs with 5.5 sacks and 13.0 tackles for loss ... Also produced one forced fumble, seven QB hurries, one blocked kick and 61 total tackles ... Had five tackles with one sack in the Sugar Bowl against Georgia ... Also had five tackles including 1.5 for loss in Big 12 title game against Oklahoma ... in junior season, had 34 tackles and 1.5 sacks. Went to Spring HS in Spring, Texas.

## BRAVION ROY'S NFL REGULAR SEASON DEFENSIVE STATISTICS

		TACKLES										INTERCEPTIONS					O. FUMB			ST				MISC		
DATE	TEAM	GP	GS	TK	S	A	TFL	YDS	SK	YDS	QBH	NO	YDS	LG	TD	PD	FF	FR	YDS	TK	S	A	FF	FR	S	A
2020	Panthers	15	9	29	13	16	2	7	1.0	6.0	5	0	0	0	0	0	0	0	0	0	0	0	0	0	0	0
NFL TOTALS		15	9	29	13	16	2	7	1.0	6.0	5	0	0	0	0	0	0	0	0	0	0	0	0	0	0	0


## SINGLE-GAME HIGHS: DEFENSIVE

**Total Tackles** 4 vs. New Orleans Saints, Jan 03, 2021  
**Sacks** 1.0 at Minnesota Vikings, Nov 29, 2020

**Tackles For Loss** 1 at Green Bay Packers, Dec 19, 2020  
 ...1 more at 1.

## 2020 GAME-BY-GAME REGULAR-SEASON STATISTICS (PANTHERS)

DATE	OPPONENT	P/S	TACKLES										INTERCEPTIONS				O. FUMB			ST				MISC		SCORE
			TK	S	A	SK	YDS	TFL	YDS	QBH	NO	YDS	LG	TD	PD	FF	FR	YDS	TK	S	A	FF	FR	S	A	
09/13	Raiders	P	2	1	1	0.0	0.0	0	0	0	0	0	0	0	0	0	0	0	0	0	0	0	0	0	L	30-34
09/20	at Buccaneers	P	1	1	0	0.0	0.0	0	0	0	0	0	0	0	0	0	0	0	0	0	0	0	0	0	L	17-31
09/27	at Chargers	P	2	2	0	0.0	0.0	0	0	0	0	0	0	0	0	0	0	0	0	0	0	0	0	0	W	21-16
10/04	Cardinals		GAME INACTIVE																						W	31-21
10/11	at Falcons	P	0	0	0	0.0	0.0	0	0	0	0	0	0	0	0	0	0	0	0	0	0	0	0	0	W	23-16
10/18	Bears	P	1	0	1	0.0	0.0	0	0	1	0	0	0	0	0	0	0	0	0	0	0	0	0	0	L	16-23
10/25	at Saints	P	2	2	0	0.0	0.0	0	0	0	0	0	0	0	0	0	0	0	0	0	0	0	0	0	L	24-27
10/29	Falcons	S	1	0	1	0.0	0.0	0	0	0	0	0	0	0	0	0	0	0	0	0	0	0	0	0	L	17-25
11/08	at Chiefs	S	1	1	0	0.0	0.0	0	0	0	0	0	0	0	0	0	0	0	0	0	0	0	0	0	L	31-33
11/15	Buccaneers	S	3	0	3	0.0	0.0	0	0	2	0	0	0	0	0	0	0	0	0	0	0	0	0	0	L	23-46
11/22	Lions	S	1	0	1	0.0	0.0	0	0	0	0	0	0	0	0	0	0	0	0	0	0	0	0	0	W	20-0
11/29	at Vikings	S	3	2	1	1.0	6.0	1	6	2	0	0	0	0	0	0	0	0	0	0	0	0	0	0	L	27-28
12/13	Broncos	S	3	0	3	0.0	0.0	0	0	0	0	0	0	0	0	0	0	0	0	0	0	0	0	0	L	27-32
12/19	at Packers	S	3	2	1	0.0	0.0	1	1	0	0	0	0	0	0	0	0	0	0	0	0	0	0	0	L	16-24
12/27	at Washington	S	2	1	1	0.0	0.0	0	0	0	0	0	0	0	0	0	0	0	0	0	0	0	0	0	W	20-13
01/03	Saints	S	4	1	3	0.0	0.0	0	0	0	0	0	0	0	0	0	0	0	0	0	0	0	0	0	L	7-33
2020 TOTALS		15-9	29	13	16	1.0	6.0	2	7	5	0	0	0	0	0	0	0	0	0	0	0	0	0	0	5-11	



**TRENT  
SCOTT**  
 6'5" // 320  
 GRAMBLING STATE  
 HUNTSVILLE, ALA.

**78**  
**T**

EXPERIENCE (YEARS)		BIRTHDATE	ACQUIRED
NFL	PANTHERS	1.25.94	WV-20 LAC
3	2		

## PRO CAREER

- Saw action in 14 games with four starts at left tackle for the Panthers in 2020...Finished season on reserve/injured list.
- Played two seasons with the Chargers in 2018 and 2019...Played in all 16 games with nine starts in 2019...Played in nine games with one start for the Chargers in 2018.

## TRANSACTIONS

- Signed as undrafted free agent with the Los Angeles Chargers (4/30/18)...Waived by Los Angeles Chargers (9/1/18)...Signed to Chargers practice squad (9/2/18)...Signed to Chargers active roster (9/15/18)...Waived by the Chargers (9/5/20)...Claimed off waivers by Carolina (9/6/20)...Placed on reserve/COVID-19 list (10/21/20)...Activated from the reserve/COVID-19 list (10/23/20)...Signed one-year contract with Carolina (2/23/21).

## COLLEGE & PERSONAL

- Played four seasons (2013, 2015-17) at Grambling State after redshirting in 2014...Allowed just three sacks in his collegiate career...As a senior in 2017, posted 39 pancake blocks and no sacks en route to earning first-team All-Southwestern Athletic Conference recognition...Went to Lee High School in Huntsville, Ala.


## TRENT SCOTT'S NFL REGULAR SEASON STATISTICS

DATE	TEAM	GP	GS
2018	Chargers	9	1
2019	Chargers	16	9
2020	Panthers	14	4
NFL TOTALS		39	14

## TRENT SCOTT'S NFL POSTSEASON STATISTICS

DATE	TEAM	GP	GS
2018	Chargers	2	0
NFL TOTALS		2	0





**RODNEY SMITH**  
 5'11" // 210  
 MINNESOTA  
 JONESBORO, GA.

**20**  
**RB**

EXPERIENCE (YEARS)		BIRTHDATE	ACQUIRED
NFL	PANTHERS	2.28.96	FA-20
2	2		

## PRO CAREER

- In 2020, came off the practice squad to appear in seven games and start in the season finale at running back...Tallied 156 rushing yards on 41 attempts with a touchdown run...Added nine catches for 59 yards.

## TRANSACTIONS

- Signed as an undrafted free agent with Carolina (4/30/20)...Released by Carolina (8/3/20)...Signed to Carolina's practice squad (10/13/20)...Signed to Carolina's active roster from the practice squad (11/14/20).

## COLLEGE & PERSONAL

- Smith tallied 5,441 career all-purpose yards at Minnesota, the most in Gophers history...He rushed for 4,122 career yards, second in school history, while he finished his career with 29 rushing touchdowns, sixth-most in Minnesota history...Posted 16 career 100-yard rushing games, third-most in program history...In 2019, earned All-Big Ten second team honors as he rushed for 1,163 yard and eight touchdowns, posting five 100-yard rushing games...Only played two games in 2018 after suffering injury...Rushed for 977 yards as a junior in 2017 with three touchdowns...Scored 17 total touchdowns as a sophomore in 2016, with 16 on the ground and one on kickoff return. Went to Mundy's Mill HS in Jonesboro, Ga.

## RODNEY SMITH'S NFL REGULAR SEASON RUSHING/RECEIVING STATISTICS

DATE	TEAM	RUSHING							RECEIVING				
		GP	GS	NO.	YDS.	AVG.	LG	TD	NO.	YDS.	AVG.	LG	TD
2020	Panthers	7	1	41	156	3.8	13	1	9	59	6.6	12	0
NFL TOTALS		7	1	41	156	3.8	13	1	9	59	6.6	12	0


## SINGLE-GAME HIGHS: RUSHING/RECEIVING

**Rush Attempts** 10 vs. New Orleans Saints, Jan 03, 2021  
**Rushing Yards** 40 vs. New Orleans Saints, Jan 03, 2021  
**Longest Runs** 13 at Minnesota Vikings, Nov 29, 2020  
**Rushing TDs** 1 vs. New Orleans Saints, Jan 03, 2021  
**Receptions** 3 at Green Bay Packers, Dec 19, 2020

**Receiving Yards** 24 at Green Bay Packers, Dec 19, 2020  
**Longest Receptions** 12 at Washington, Dec 27, 2020  
**All-Purpose Yards** 47 at Green Bay Packers, Dec 19, 2020  
**Most TDs** 1 vs. New Orleans Saints, Jan 03, 2021

2020 GAME-BY-GAME REGULAR-SEASON STATISTICS (PANTHERS)

DATE	OPPONENT	P/S	RUSHING					RECEIVING					TD	W/L	SCORE
			NO.	YDS.	AVG.	LG	TD	NO.	YDS.	AVG.	LG	TD			
09/13	Raiders							NOT ON ROSTER						L	30-34
09/20	at Buccaneers							NOT ON ROSTER						L	17-31
09/27	at Chargers							NOT ON ROSTER						W	21-16
10/04	Cardinals							NOT ON ROSTER						W	31-21
10/11	at Falcons							NOT ON ROSTER						W	23-16
10/18	Bears							PRACTICE SQUAD						L	16-23
10/25	at Saints							PRACTICE SQUAD						L	24-27
10/29	Falcons							PRACTICE SQUAD						L	17-25
11/08	at Chiefs							PRACTICE SQUAD						L	31-33
11/15	Buccaneers	P	3	13	4.3	10	0	1	2	2.0	2	0		L	23-46
11/22	Lions	P	8	29	3.6	9	0	0	0	0.0	0	0	W		20-0
11/29	at Vikings	P	7	18	2.6	13	0	0	0	0.0	0	0	L		27-28
12/13	Broncos	P	2	10	5.0	6	0	2	14	7.0	9	0	L		27-32
12/19	at Packers	P	4	23	5.8	12	0	3	24	8.0	11	0	L		16-24
12/27	at Washington	P	7	23	3.3	7	0	2	15	7.5	12	0	W		20-13
01/03	Saints	S	10	40	4.0	8	1	1	4	4.0	4	0	L		7-33
2020 TOTALS			7-1	41	156	3.8	13	1	9	59	6.6	12	0	5-11	



**JULIAN STANFORD**  
**6'1" // 230**  
**WAGNER**  
**BLOOMFIELD, CT**

**50**  
**LB**

EXPERIENCE (YEARS)		BIRTHDATE	ACQUIRED
NFL	PANTHERS	9.2.90	FA-21
8	2		

## PRO CAREER

- Played in 29 games for Buffalo in 2018 and 2019, totaling 23 tackles and 1.0 sack.
- Played for two seasons with the Jets in 2017 and 2016, playing in 25 games with four starts and tallying 42 tackles, including two tackles for loss.
- Saw action in Detroit in 2014 and 2013, playing in 18 games.
- Posted best statistical season in first year with Jacksonville in 2012, playing all 16 games with six starts and totaling 23 tackles, including one for loss.

## TRANSACTIONS

- Signed as an undrafted free agent with Jacksonville (5/4/12)...Waived by Jacksonville (8/31/13)...Signed as a free agent with Detroit (12/3/13)...Waived by Detroit (8/30/14)...Signed to Detroit practice squad (9/1/14)...Elevated from practice squad to Detroit active roster (9/16/14)...Waived by Detroit (9/5/15)...Signed to Tampa Bay practice squad (9/16/15)...Released from Tampa Bay practice squad (9/22/15)...Re-signed to Tampa Bay practice squad (10/28/15)...Released from Tampa Bay practice squad (11/3/15)...Signed to New York Jets practice squad (12/1/15)...Waived by the New York Jets (9/26/16)...Signed to New York Jets practice squad (9/28/16)...Elevated to New York Jets active roster (10/22/16)...Terminated as a vested veteran by the Jets (4/14/17)...Signed as a free agent with the New York Jets (4/17/17)...Signed as an unrestricted free agent with Buffalo (3/15/18)...Signed as a free agent with Carolina (8/22/20)...Signed as a free agent with Carolina (5/18/21).

## COLLEGE & PERSONAL

- Four-year letter winner at Wagner, earning All-NEC First Team honors in senior season in 2011 when he posted 53 tackles with five PBUs, one forced fumble and three interceptions, returning two for touchdowns...Posted 12.5 tackles for loss and team-best seven sacks in 2010...Attended Bloomfield High School in Bloomfield, Conn.

## JULIAN STANFORD'S NFL REGULAR SEASON DEFENSIVE STATISTICS

		TACKLES										INTERCEPTIONS					O. FUMB			ST				MISC		
DATE	TEAM	GP	GS	TK	S	A	TFL	YDS	SK	YDS	QBH	NO	YDS	LG	TD	PD	FF	FR	YDS	TK	S	A	FF	FR	S	A
2012	Jaguars	16	6	17	14	3	1	0	0.0	0.0	0	0	0	0	0	0	0	0	0	6	4	2	0	1	0	0
2013	Lions	4	0	0	0	0	0	0	0.0	0.0	0	0	0	0	0	0	0	0	0	3	2	1	0	0	0	0
2014	Lions	14	0	0	0	0	0	0	0.0	0.0	0	0	0	0	0	0	0	0	0	2	2	0	0	0	0	0
2016	Jets	9	3	19	14	5	1	1	0.0	0.0	0	0	0	0	0	0	0	0	0	3	1	2	0	0	0	0
2017	Jets	16	1	8	6	2	1	5	0.0	0.0	0	0	0	0	0	0	0	0	0	12	9	3	0	0	0	0
2018	Bills	13	1	10	9	1	1	0	1.0	9.0	1	0	0	0	0	1	1	0	0	5	4	1	0	0	0	0
2019	Bills	16	0	3	2	1	0	0	0.0	0.0	0	0	0	0	0	0	0	0	0	5	4	1	0	1	0	0
2020	Panthers	16	0	3	1	2	0	0	0.0	0.0	0	0	0	0	0	0	0	0	0	7	3	4	0	0	0	0
NFL TOTALS		104	11	60	46	14	4	6	1.0	9.0	1	0	0	0	0	1	1	0	0	43	29	14	0	2	0	0

## JULIAN STANFORD'S NFL POSTSEASON DEFENSIVE STATISTICS

		TACKLES										INTERCEPTIONS					O. FUMB			ST				MISC		
DATE	TEAM	GP	GS	TK	S	A	TFL	YDS	SK	YDS	QBH	NO	YDS	LG	TD	PD	FF	FR	YDS	TK	S	A	FF	FR	S	A
2014	Lions	1	0	0	0	0	0	0.0	0.0	0	0	0	0	0	0	0	0	0	0	0	0	0	0	0	0	0
2019	Bills	1	0	0	0	0	0	0	0.0	0.0	0	0	0	0	0	0	0	0	0	1	1	0	0	0	0	0
NFL TOTALS		2	0	0	0	0	0	0.0	0.0	0	0	0	0	0	0	0	0	0	0	1	1	0	0	0	0	0

## SINGLE-GAME HIGHS: DEFENSIVE

**Total Tackles** 8 vs. Chicago Bears, Nov 04, 2018  
**Sacks** 1.0 vs. Chicago Bears, Nov 04, 2018  
**Passes Defensed** 1 vs. Detroit Lions, Dec 16, 2018  
**Forced Fumbles** 1 vs. Chicago Bears, Nov 04, 2018

**Tackles For Loss** 1 vs. New England Patriots, Oct 29, 2018  
...3 more at 1.  
**Special Teams Tackles** 3 vs. Chicago Bears, Oct 07, 2012  
**Special Teams Fumble Recoveries** 1 vs. Philadelphia Eagles, Oct 27, 2019  
...1 more at 1.

SINGLE-GAME HIGHS - POSTSEASON: DEFENSIVE

Special Teams Tackles

1 at Houston Texans, Jan 04, 2020

2020 GAME-BY-GAME REGULAR-SEASON STATISTICS (PANTHERS)

DATE	OPPONENT	P/S	TACKLES							INTERCEPTIONS					O. FUMB			ST				MISC				SCORE
			TK	S	A	SK	YDS	TFL	YDS	QBH	NO	YDS	LG	TD	PD	FF	FR	YDS	TK	S	A	FF	FR	S	A	
09/13	Raiders	P	0	0	0	0.0	0.0	0	0	0	0	0	0	0	0	0	0	1	0	1	0	0	0	0	L	30-34
09/20	at Buccaneers	P	0	0	0	0.0	0.0	0	0	0	0	0	0	0	0	0	0	1	0	1	0	0	0	0	L	17-31
09/27	at Chargers	P	0	0	0	0.0	0.0	0	0	0	0	0	0	0	0	0	0	0	0	0	0	0	0	0	W	21-16
10/04	Cardinals	P	0	0	0	0.0	0.0	0	0	0	0	0	0	0	0	0	0	0	0	0	0	0	0	0	W	31-21
10/11	at Falcons	P	0	0	0	0.0	0.0	0	0	0	0	0	0	0	0	0	0	1	1	0	0	0	0	0	W	23-16
10/18	Bears	P	1	0	1	0.0	0.0	0	0	0	0	0	0	0	0	0	0	0	0	0	0	0	0	0	L	16-23
10/25	at Saints	P	0	0	0	0.0	0.0	0	0	0	0	0	0	0	0	0	0	1	0	1	0	0	0	0	L	24-27
10/29	Falcons	P	0	0	0	0.0	0.0	0	0	0	0	0	0	0	0	0	0	0	0	0	0	0	0	0	L	17-25
11/08	at Chiefs	P	0	0	0	0.0	0.0	0	0	0	0	0	0	0	0	0	0	0	0	0	0	0	0	0	L	31-33
11/15	Buccaneers	P	2	1	1	0.0	0.0	0	0	0	0	0	0	0	0	0	0	0	0	0	0	0	0	0	L	23-46
11/22	Lions	P	0	0	0	0.0	0.0	0	0	0	0	0	0	0	0	0	0	0	0	0	0	0	0	0	W	20-0
11/29	at Vikings	P	0	0	0	0.0	0.0	0	0	0	0	0	0	0	0	0	0	0	0	0	0	0	0	0	L	27-28
12/13	Broncos	P	0	0	0	0.0	0.0	0	0	0	0	0	0	0	0	0	0	1	1	0	0	0	0	0	L	27-32
12/19	at Packers	P	0	0	0	0.0	0.0	0	0	0	0	0	0	0	0	0	0	1	1	0	0	0	0	0	L	16-24
12/27	at Washington	P	0	0	0	0.0	0.0	0	0	0	0	0	0	0	0	0	0	0	0	0	0	0	0	0	W	20-13
01/03	Saints	P	0	0	0	0.0	0.0	0	0	0	0	0	0	0	0	0	0	1	0	1	0	0	0	0	L	7-33
2020 TOTALS			16-0	3	1	2	0.0	0.0	0	0	0	0	0	0	0	0	0	7	3	4	0	0	0	0	0	5-11

2019 GAME-BY-GAME REGULAR-SEASON STATISTICS (BILLS)

DATE	OPPONENT	P/S	TACKLES							INTERCEPTIONS					O. FUMB			ST			MISC			SCORE		
			TK	S	A	SK	YDS	TFL	YDS	QBH	NO	YDS	LG	TD	PD	FF	FR	YDS	TK	S	A	FF	FR		S	A
09/08	at Jets	P	0	0	0	0.0	0.0	0	0	0	0	0	0	0	0	0	0	0	0	0	0	0	0	0	W	17-16
09/15	at Giants	P	0	0	0	0.0	0.0	0	0	0	0	0	0	0	0	0	0	0	0	0	0	0	0	0	W	28-14
09/22	Bengals	P	0	0	0	0.0	0.0	0	0	0	0	0	0	0	0	0	0	1	1	0	0	0	0	0	W	21-17
09/29	Patriots	P	0	0	0	0.0	0.0	0	0	0	0	0	0	0	0	0	0	0	0	0	0	0	0	0	L	10-16
10/06	at Titans	P	0	0	0	0.0	0.0	0	0	0	0	0	0	0	0	0	0	0	0	0	0	0	0	0	W	14-7
10/20	Dolphins	P	0	0	0	0.0	0.0	0	0	0	0	0	0	0	0	0	0	1	1	0	0	0	0	0	W	31-21
10/27	Eagles	P	0	0	0	0.0	0.0	0	0	0	0	0	0	0	0	0	0	1	1	0	1	0	0	0	L	13-31
11/03	Washington	P	0	0	0	0.0	0.0	0	0	0	0	0	0	0	0	0	0	0	0	0	0	0	0	0	W	24-9
11/10	at Browns	P	0	0	0	0.0	0.0	0	0	0	0	0	0	0	0	0	0	0	0	0	0	0	0	0	L	16-19
11/17	at Dolphins	P	0	0	0	0.0	0.0	0	0	0	0	0	0	0	0	0	0	0	0	0	0	0	0	0	W	37-20
11/24	Broncos	P	0	0	0	0.0	0.0	0	0	0	0	0	0	0	0	0	0	1	1	0	0	0	0	0	W	20-3
11/28	at Cowboys	P	0	0	0	0.0	0.0	0	0	0	0	0	0	0	0	0	0	0	0	0	0	0	0	0	W	26-15
12/08	Ravens	P	0	0	0	0.0	0.0	0	0	0	0	0	0	0	0	0	0	0	0	0	0	0	0	0	L	17-24
12/15	at Steelers	P	0	0	0	0.0	0.0	0	0	0	0	0	0	0	0	0	0	0	0	0	0	0	0	0	W	17-10
12/21	at Patriots	P	0	0	0	0.0	0.0	0	0	0	0	0	0	0	0	0	0	1	0	1	0	0	0	0	L	17-24
12/29	Jets	P	3	2	1	0.0	0.0	0	0	0	0	0	0	0	0	0	0	0	0	0	0	0	0	0	L	6-13
2019 TOTALS			16-0	3	2	1	0.0	0.0	0	0	0	0	0	0	0	0	0	5	4	1	0	1	0	0	10-6	

2018 GAME-BY-GAME REGULAR-SEASON STATISTICS (BILLS)

TACKLES										INTERCEPTIONS					O. FUMB			ST			MISC						
DATE	OPPONENT	P/S	TK	S	A	SK	YDS	TFL	YDS	QBH	NO	YDS	LG	TD	PD	FF	FR	YDS	TK	S	A	FF	FR	S	A	W/L	SCORE
09/09	at Ravens										ON INACTIVE LIST														L	3-47	
09/16	Chargers	P	0	0	0	0.0	0.0	0	0	0	0	0	0	0	0	0	0	0	0	0	0	0	0	0	0	L	20-31
09/23	at Vikings	P	0	0	0	0.0	0.0	0	0	0	0	0	0	0	0	0	0	0	1	0	1	0	0	0	0	W	27-6
09/30	at Packers	P	0	0	0	0.0	0.0	0	0	0	0	0	0	0	0	0	0	0	0	0	0	0	0	0	0	L	0-22
10/07	Titans	P	0	0	0	0.0	0.0	0	0	0	0	0	0	0	0	0	0	0	1	1	0	0	0	0	0	W	13-12
10/14	at Texans										ON INACTIVE LIST														L	13-20	
10/21	at Colts	P	0	0	0	0.0	0.0	0	0	0	0	0	0	0	0	0	0	0	0	0	0	0	0	0	0	L	5-37
10/29	Patriots	P	2	2	0	0.0	0.0	1	0	0	0	0	0	0	0	0	0	0	0	0	0	0	0	0	0	L	6-25
11/04	Bears	S	8	7	1	1.0	9.0	0	0	1	0	0	0	0	0	1	0	0	0	0	0	0	0	0	0	L	9-41
11/11	at Jets	P	0	0	0	0.0	0.0	0	0	0	0	0	0	0	0	0	0	0	0	0	0	0	0	0	0	W	41-10
11/25	Jaguars	P	0	0	0	0.0	0.0	0	0	0	0	0	0	0	0	0	0	0	0	0	0	0	0	0	0	W	24-21
12/02	at Dolphins	P	0	0	0	0.0	0.0	0	0	0	0	0	0	0	0	0	0	0	1	1	0	0	0	0	0	L	17-21
12/09	Jets	P	0	0	0	0.0	0.0	0	0	0	0	0	0	0	0	0	0	0	1	1	0	0	0	0	0	L	23-27
12/16	Lions	P	0	0	0	0.0	0.0	0	0	0	0	0	0	0	1	0	0	0	1	1	0	0	0	0	0	W	14-13
12/23	at Patriots	P	0	0	0	0.0	0.0	0	0	0	0	0	0	0	0	0	0	0	0	0	0	0	0	0	0	L	12-24
12/30	Dolphins										ON INACTIVE LIST														W	42-17	
2018 TOTALS		13-1	10	9	1	1.0	9.0	1	0	1	0	0	0	0	1	1	0	0	5	4	1	0	0	0	0	6-10	

2017 GAME-BY-GAME REGULAR-SEASON STATISTICS (JETS)

DATE	OPPONENT	P/S	TACKLES								INTERCEPTIONS					O. FUMB			ST				MISC			SCORE
			TK	S	A	SK	YDS	TFL	YDS	QBH	NO	YDS	LG	TD	PD	FF	FR	YDS	TK	S	A	FF	FR	S	A	
09/10	at Bills	P	2	2	0	0.0	0.0	0	0	0	0	0	0	0	0	0	0	1	1	0	0	0	0	0	L	12-21
09/17	at Raiders	P	0	0	0	0.0	0.0	0	0	0	0	0	0	0	0	0	0	1	1	0	0	0	0	0	L	20-45
09/24	Dolphins	P	1	1	0	0.0	0.0	0	0	0	0	0	0	0	0	0	0	0	0	0	0	0	0	0	W	20-6
10/01	Jaguars	P	2	1	1	0.0	0.0	1	5	0	0	0	0	0	0	0	0	1	1	0	0	0	0	0	W	23-20+
10/08	at Browns	P	0	0	0	0.0	0.0	0	0	0	0	0	0	0	0	0	0	0	0	0	0	0	0	0	W	17-14
10/15	Patriots	P	0	0	0	0.0	0.0	0	0	0	0	0	0	0	0	0	0	2	1	1	0	0	0	0	L	17-24
10/22	at Dolphins	P	0	0	0	0.0	0.0	0	0	0	0	0	0	0	0	0	0	1	1	0	0	0	0	0	L	28-31
10/29	Falcons	P	0	0	0	0.0	0.0	0	0	0	0	0	0	0	0	0	0	1	1	0	0	0	0	0	L	20-25
11/02	Bills	P	0	0	0	0.0	0.0	0	0	0	0	0	0	0	0	0	0	0	0	0	0	0	0	0	W	34-21
11/12	at Buccaneers	P	0	0	0	0.0	0.0	0	0	0	0	0	0	0	0	0	0	0	0	0	0	0	0	0	L	10-15
11/26	Panthers	P	0	0	0	0.0	0.0	0	0	0	0	0	0	0	0	0	0	1	0	1	0	0	0	0	L	27-35
12/03	Chiefs	S	3	2	1	0.0	0.0	0	0	0	0	0	0	0	0	0	0	1	0	1	0	0	0	0	W	38-31
12/10	at Broncos	P	0	0	0	0.0	0.0	0	0	0	0	0	0	0	0	0	0	0	2	2	0	0	0	0	L	0-23
12/17	at Saints	P	0	0	0	0.0	0.0	0	0	0	0	0	0	0	0	0	0	1	1	0	0	0	0	0	L	19-31
12/24	Chargers	P	0	0	0	0.0	0.0	0	0	0	0	0	0	0	0	0	0	0	0	0	0	0	0	0	L	7-14
12/31	at Patriots	P	0	0	0	0.0	0.0	0	0	0	0	0	0	0	0	0	0	0	0	0	0	0	0	0	L	6-26
2017 TOTALS			16-1	8	6	2	0.0	0.0	1	5	0	0	0	0	0	0	0	12	9	3	0	0	0	0	5-11	

+ - Overtime

2016 GAME-BY-GAME REGULAR-SEASON STATISTICS (JETS)

			TACKLES							INTERCEPTIONS					O. FUMB			ST			MISC						
DATE	OPPONENT	P/S	TK	S	A	SK	YDS	TFL	YDS	QBH	NO	YDS	LG	TD	PD	FF	FR	YDS	TK	S	A	FF	FR	S	A	W/L	SCORE
09/11	Bengals	P	0	0	0	0.0	0.0	0	0	0	0	0	0	0	0	0	0	0	0	0	0	0	0	0	0	L	22-23
09/15	at Bills	P	0	0	0	0.0	0.0	0	0	0	0	0	0	0	0	0	0	0	1	0	1	0	0	0	0	W	37-31
09/25	at Chiefs	P	0	0	0	0.0	0.0	0	0	0	0	0	0	0	0	0	0	0	0	0	0	0	0	0	0	L	3-24
10/02	Seahawks		NOT ON ROSTER																	L	17-27						
10/09	at Steelers		NOT ON ROSTER																	L	13-31						
10/17	at Cardinals		NOT ON ROSTER																	L	3-28						
10/23	Ravens	P	7	6	1	0.0	0.0	0	0	0	0	0	0	0	0	0	0	0	0	0	0	0	0	0	W	24-16	
10/30	at Browns	S	5	3	2	0.0	0.0	1	1	0	0	0	0	0	0	0	0	0	1	0	1	0	0	0	0	W	31-28
11/06	at Dolphins	S	3	3	0	0.0	0.0	0	0	0	0	0	0	0	0	0	0	0	0	0	0	0	0	0	0	L	23-27
11/13	Rams	S	4	2	2	0.0	0.0	0	0	0	0	0	0	0	0	0	0	0	1	1	0	0	0	0	0	L	6-9
11/27	Patriots	P	0	0	0	0.0	0.0	0	0	0	0	0	0	0	0	0	0	0	0	0	0	0	0	0	0	L	17-22
12/05	Colts	P	0	0	0	0.0	0.0	0	0	0	0	0	0	0	0	0	0	0	0	0	0	0	0	0	0	L	10-41
2016 TOTALS			9-3	19	14	5	0.0	0.0	1	1	0	0	0	0	0	0	0	0	3	1	2	0	0	0	0	3-9	

2014 GAME-BY-GAME REGULAR-SEASON STATISTICS (LIONS)

			TACKLES							INTERCEPTIONS					O. FUMB			ST			MISC						
DATE	OPPONENT	P/S	TK	S	A	SK	YDS	TFL	YDS	QBH	NO	YDS	LG	TD	PD	FF	FR	YDS	TK	S	A	FF	FR	S	A	W/L	SCORE
09/21	Packers	P	0	0	0	0.0	0.0	0	0	0	0	0	0	0	0	0	0	0	0	0	0	0	0	0	0	W	19-7
09/28	at Jets	P	0	0	0	0.0	0.0	0	0	0	0	0	0	0	0	0	0	0	0	0	0	0	0	0	0	W	24-17
10/05	Bills	P	0	0	0	0.0	0.0	0	0	0	0	0	0	0	0	0	0	0	1	1	0	0	0	0	0	L	14-17
10/12	at Vikings	P	0	0	0	0.0	0.0	0	0	0	0	0	0	0	0	0	0	0	0	0	0	0	0	0	0	W	17-3
10/19	Saints	P	0	0	0	0.0	0.0	0	0	0	0	0	0	0	0	0	0	0	0	0	0	0	0	0	0	W	24-23
10/26	at Falcons	P	0	0	0	0.0	0.0	0	0	0	0	0	0	0	0	0	0	0	0	0	0	0	0	0	0	W	22-21
11/09	Dolphins	P	0	0	0	0.0	0.0	0	0	0	0	0	0	0	0	0	0	0	0	0	0	0	0	0	0	W	20-16
11/16	at Cardinals	P	0	0	0	0.0	0.0	0	0	0	0	0	0	0	0	0	0	0	0	0	0	0	0	0	0	L	6-14
11/23	at Patriots	P	0	0	0	0.0	0.0	0	0	0	0	0	0	0	0	0	0	0	1	1	0	0	0	0	0	L	9-34
11/27	Bears	P	0	0	0	0.0	0.0	0	0	0	0	0	0	0	0	0	0	0	0	0	0	0	0	0	0	W	34-17
12/07	Buccaneers	P	0	0	0	0.0	0.0	0	0	0	0	0	0	0	0	0	0	0	0	0	0	0	0	0	0	W	34-17
12/14	Vikings	P	0	0	0	0.0	0.0	0	0	0	0	0	0	0	0	0	0	0	0	0	0	0	0	0	0	W	16-14
12/21	at Bears	P	0	0	0	0.0	0.0	0	0	0	0	0	0	0	0	0	0	0	0	0	0	0	0	0	0	W	20-14
12/28	at Packers	P	0	0	0	0.0	0.0	0	0	0	0	0	0	0	0	0	0	0	0	0	0	0	0	0	0	L	20-30
2014 TOTALS			14-0	0	0	0	0.0	0.0	0	0	0	0	0	0	0	0	0	0	0	2	2	0	0	0	0	0	10-4

2013 GAME-BY-GAME REGULAR-SEASON STATISTICS (LIONS)


TACKLES											INTERCEPTIONS				O. FUMB			ST			MISC		SCORE												
DATE	OPPONENT	P/S	TK	S	A	SK	YDS	TFL	YDS	QBH	NO	YDS	LG	TD	PD	FF	FR	YDS	TK	S	A	FF		FR	S	A	W/L								
09/08	Vikings										NOT ON ROSTER																						W	34-24	
09/15	at Cardinals										NOT ON ROSTER																							L	21-25
09/22	at Washington										NOT ON ROSTER																							W	27-20
09/29	Bears										NOT ON ROSTER																							W	40-32
10/06	at Packers										NOT ON ROSTER																							L	9-22
10/13	at Browns										NOT ON ROSTER																							W	31-17
10/20	Bengals										NOT ON ROSTER																							L	24-27
11/10	at Bears										NOT ON ROSTER																							W	21-19
11/17	at Steelers										NOT ON ROSTER																							L	27-37
11/28	Packers										NOT ON ROSTER																							W	40-10
12/08	at Eagles	P	0	0	0	0.0	0.0	0	0	0	0	0	0	0	0	0	0	0	0	1	1	0	0	0	0	0	0	L	20-34						
12/16	Ravens	P	0	0	0	0.0	0.0	0	0	0	0	0	0	0	0	0	0	0	0	0	0	0	0	0	0	0	0	L	16-18						
12/22	Giants	P	0	0	0	0.0	0.0	0	0	0	0	0	0	0	0	0	0	0	0	1	1	0	0	0	0	0	0	L	20-23+						
12/29	at Vikings	P	0	0	0	0.0	0.0	0	0	0	0	0	0	0	0	0	0	0	0	1	0	1	0	0	0	0	0	L	13-14						
2013 TOTALS		4-0	0	0	0	0.0	0.0	0	0	0	0	0	0	0	0	0	0	0	3	2	1	0	0	0	0	0	0	6-8							

+ - Overtime

2012 GAME-BY-GAME REGULAR-SEASON STATISTICS (JAGUARS)

DATE	OPPONENT	P/S	TACKLES							INTERCEPTIONS					O. FUMB			ST			MISC			SCORE		
			TK	S	A	SK	YDS	TFL	YDS	QBH	NO	YDS	LG	TD	PD	FF	FR	YDS	TK	S	A	FF	FR		S	A
09/09	at Vikings	P	0	0	0	0.0	0.0	0	0	0	0	0	0	0	0	0	0	1	0	1	0	1	0	0	L	23-26+
09/16	Texans	P	0	0	0	0.0	0.0	0	0	0	0	0	0	0	0	0	0	0	0	0	0	0	0	0	L	7-27
09/23	at Colts	P	2	1	1	0.0	0.0	1	0	0	0	0	0	0	0	0	0	1	0	1	0	0	0	0	W	22-17
09/30	Bengals	P	1	1	0	0.0	0.0	0	0	0	0	0	0	0	0	0	0	0	0	0	0	0	0	0	L	10-27
10/07	Bears	P	1	1	0	0.0	0.0	0	0	0	0	0	0	0	0	0	0	3	3	0	0	0	0	0	L	3-41
10/21	at Raiders	P	3	3	0	0.0	0.0	0	0	0	0	0	0	0	0	0	0	0	0	0	0	0	0	0	L	23-26+
10/28	at Packers	S	2	1	1	0.0	0.0	0	0	0	0	0	0	0	0	0	0	0	0	0	0	0	0	0	L	15-24
11/04	Lions	S	0	0	0	0.0	0.0	0	0	0	0	0	0	0	0	0	0	0	0	0	0	0	0	0	L	14-31
11/08	Colts	S	0	0	0	0.0	0.0	0	0	0	0	0	0	0	0	0	0	1	1	0	0	0	0	0	L	10-27
11/18	at Texans	P	3	2	1	0.0	0.0	0	0	0	0	0	0	0	0	0	0	0	0	0	0	0	0	0	L	37-43+
11/25	Titans	S	1	1	0	0.0	0.0	0	0	0	0	0	0	0	0	0	0	0	0	0	0	0	0	0	W	24-19
12/02	at Bills	P	1	1	0	0.0	0.0	0	0	0	0	0	0	0	0	0	0	0	0	0	0	0	0	0	L	18-34
12/09	Jets	S	1	1	0	0.0	0.0	0	0	0	0	0	0	0	0	0	0	0	0	0	0	0	0	0	L	10-17
12/16	at Dolphins	S	2	2	0	0.0	0.0	0	0	0	0	0	0	0	0	0	0	0	0	0	0	0	0	0	L	3-24
12/23	Patriots	P	0	0	0	0.0	0.0	0	0	0	0	0	0	0	0	0	0	0	0	0	0	0	0	0	L	16-23
12/30	at Titans	P	0	0	0	0.0	0.0	0	0	0	0	0	0	0	0	0	0	0	0	0	0	0	0	0	L	20-38
2012 TOTALS			16-6	17	14	3	0.0	0.0	1	0	0	0	0	0	0	0	0	6	4	2	0	1	0	0	0	2-14

+ - Overtime



**IAN THOMAS**  
**6'4" // 260**  
**INDIANA**  
**BALTIMORE, MD.**

**80**  
**TE**

EXPERIENCE (YEARS)		BIRTHDATE	ACQUIRED
<b>NFL</b>	<b>PANTHERS</b>	<b>6.6.96</b>	<b>D4A-18</b>
<b>4</b>	<b>4</b>		

## FRANCHISE RANKINGS

- His 333 receiving yards in 2018 were the most by a rookie tight end in franchise history.

## PRO CAREER

- Saw action in all 16 games with three starts for the Panthers in 2019...Posted 16 catches for 139 yards and one touchdown.
- Played in all 16 games with six starts for Carolina in 2018...Tallied 36 receptions for 333 yards and two touchdowns.
- Totaled the most receiving yards by a rookie tight end in Panthers history.

## TRANSACTIONS

- Drafted by the Carolina Panthers in the fourth round of the 2018 Draft (101st overall).

## COLLEGE & PERSONAL

- Played two seasons for Indiana after transferring from Nassau Community College (Garden City, N.Y.)...In 2017, was All-Big Ten Honorable Mention...Finished second among Big Ten tight ends with 15.0 yards per reception (4th nationally)...tied for third among tight ends in the conference with five receiving touchdowns (T-12th nationally)...Averaged 37.6 receiving yards per game...His touchdowns and yardage rank seventh all-time on Indiana's single-season tight ends list. Went to Digital Harbor High School in Baltimore, Md...Also played basketball and ran track.

## IAN THOMAS' NFL REGULAR SEASON RUSHING/RECEIVING STATISTICS

DATE	TEAM	GP	GS	RECEIVING				RUSHING					
				NO.	YDS.	AVG.	LG	TD	NO.	YDS.	AVG.	LG	TD
2018	Panthers	16	6	36	333	9.3	31	2	0	0	0.0	0	0
2019	Panthers	16	3	16	136	8.5	19	1	0	0	0.0	0	0
2020	Panthers	16	8	20	145	7.3	21	1	0	0	0.0	0	0
NFL TOTALS		48	17	72	614	8.5	31	4	0	0	0.0	0	0

## SINGLE-GAME HIGHS: RECEIVING

**Receptions** 9 at Cleveland Browns, Dec 09, 2018  
**Receiving Yards** 77 at Cleveland Browns, Dec 09, 2018  
**Longest Receptions** 31 at New Orleans Saints, Dec 30, 2018  
**Receiving TDs** 1 vs. Arizona Cardinals, Oct 04, 2020  
 ...3 more at 1.

**All-Purpose Yards** 77 at Cleveland Browns, Dec 09, 2018  
**Special Teams Tackles** 1 vs. Dallas Cowboys, Sep 09, 2018  
**Miscellaneous Tackles** 1 vs. New Orleans Saints, Jan 03, 2021  
**Most TDs** 1 vs. Arizona Cardinals, Oct 04, 2020  
 ...3 more at 1.

2020 GAME-BY-GAME REGULAR-SEASON STATISTICS (PANTHERS)

DATE	OPPONENT	P/S	RECEIVING					RUSHING					TD	W/L	SCORE
			NO.	YDS.	AVG.	LG	TD	NO.	YDS.	AVG.	LG	TD			
09/13	Raiders	P	2	16	8.0	11	0	0	0	0.0	0	0	L		30-34
09/20	at Buccaneers	S	0	0	0.0	0	0	0	0	0.0	0	0	L		17-31
09/27	at Chargers	S	1	9	9.0	9	0	0	0	0.0	0	0	W		21-16
10/04	Cardinals	S	2	5	2.5	3	1	0	0	0.0	0	0	W		31-21
10/11	at Falcons	S	0	0	0.0	0	0	0	0	0.0	0	0	W		23-16
10/18	Bears	P	1	9	9.0	9	0	0	0	0.0	0	0	L		16-23
10/25	at Saints	P	1	11	11.0	11	0	0	0	0.0	0	0	L		24-27
10/29	Falcons	S	3	28	9.3	21	0	0	0	0.0	0	0	L		17-25
11/08	at Chiefs	P	1	8	8.0	8	0	0	0	0.0	0	0	L		31-33
11/15	Buccaneers	S	1	7	7.0	7	0	0	0	0.0	0	0	L		23-46
11/22	Lions	S	0	0	0.0	0	0	0	0	0.0	0	0	W		20-0
11/29	at Vikings	P	1	4	4.0	4	0	0	0	0.0	0	0	L		27-28
12/13	Broncos	P	3	20	6.7	8	0	0	0	0.0	0	0	L		27-32
12/19	at Packers	P	3	29	9.7	15	0	0	0	0.0	0	0	L		16-24
12/27	at Washington	P	0	0	0.0	0	0	0	0	0.0	0	0	W		20-13
01/03	Saints	S	1	-1	-1.0	-1	0	0	0	0.0	0	0	L		7-33
2020 TOTALS			16-8	20	145	7.3	21	1	0	0	0.0	0	0	5-11	


2019 GAME-BY-GAME REGULAR-SEASON STATISTICS (PANTHERS)

DATE	OPPONENT	P/S	RECEIVING					RUSHING					TD	W/L	SCORE
			NO.	YDS.	AVG.	LG	TD	NO.	YDS.	AVG.	LG	TD			
09/08	Rams	P	0	0	0.0	0	0	0	0	0.0	0	0	L		27-30
09/12	Buccaneers	P	0	0	0.0	0	0	0	0	0.0	0	0	L		14-20
09/22	at Cardinals	P	0	0	0.0	0	0	0	0	0.0	0	0	W		38-20
09/29	at Texans	P	0	0	0.0	0	0	0	0	0.0	0	0	W		16-10
10/06	Jaguars	S	0	0	0.0	0	0	0	0	0.0	0	0	W		34-27
10/13	at Buccaneers	P	0	0	0.0	0	0	0	0	0.0	0	0	W		37-26
10/27	at 49ers	P	0	0	0.0	0	0	0	0	0.0	0	0	L		13-51
11/03	Titans	P	0	0	0.0	0	0	0	0	0.0	0	0	W		30-20
11/10	at Packers	P	0	0	0.0	0	0	0	0	0.0	0	0	L		16-24
11/17	Falcons	P	0	0	0.0	0	0	0	0	0.0	0	0	L		3-29
11/24	at Saints	P	1	4	4.0	4	0	0	0	0.0	0	0	L		31-34
12/01	Washington	P	4	24	6.0	13	0	0	0	0.0	0	0	L		21-29
12/08	at Falcons	S	5	57	11.4	19	1	0	0	0.0	0	0	L		20-40
12/15	Seahawks	S	2	23	11.5	12	0	0	0	0.0	0	0	L		24-30
12/22	at Colts	P	3	16	5.3	7	0	0	0	0.0	0	0	L		6-38
12/29	Saints	P	1	12	12.0	12	0	0	0	0.0	0	0	L		10-42
2019 TOTALS			16-3	16	136	8.5	19	1	0	0	0.0	0	0	5-11	

2018 GAME-BY-GAME REGULAR-SEASON STATISTICS (PANTHERS)

DATE	OPPONENT	P/S	RECEIVING					RUSHING					TD	W/L	SCORE
			NO.	YDS.	AVG.	LG	TD	NO.	YDS.	AVG.	LG	TD			
09/09	Cowboys	P	2	4	2.0	7	0	0	0	0.0	0	0	W		16-8
09/16	at Falcons	S	2	10	5.0	8	0	0	0	0.0	0	0	L		24-31
09/23	Bengals	S	3	20	6.7	18	0	0	0	0.0	0	0	W		31-21
10/07	Giants	S	3	38	12.7	27	0	0	0	0.0	0	0	W		33-31
10/14	at Washington	P	0	0	0.0	0	0	0	0	0.0	0	0	L		17-23
10/21	at Eagles	P	0	0	0.0	0	0	0	0	0.0	0	0	W		21-17
10/28	Ravens	P	1	15	15.0	15	0	0	0	0.0	0	0	W		36-21
11/04	Buccaneers	P	0	0	0.0	0	0	0	0	0.0	0	0	W		42-28
11/08	at Steelers	P	0	0	0.0	0	0	0	0	0.0	0	0	L		21-52
11/18	at Lions	P	0	0	0.0	0	0	0	0	0.0	0	0	L		19-20
11/25	Seahawks	P	0	0	0.0	0	0	0	0	0.0	0	0	L		27-30
12/02	at Buccaneers	P	5	46	9.2	20	0	0	0	0.0	0	0	L		17-24
12/09	at Browns	S	9	77	8.6	16	0	0	0	0.0	0	0	L		20-26
12/17	Saints	S	2	14	7.0	8	0	0	0	0.0	0	0	L		9-12
12/23	Falcons	P	4	48	12.0	27	1	0	0	0.0	0	0	L		10-24
12/30	at Saints	S	5	61	12.2	31	1	0	0	0.0	0	0	W		33-14
2018 TOTALS			16-6	36	333	9.3	31	2	0	0	0.0	0	0	7-9	





**STANTLEY  
THOMAS-OLIVER**  
**6'0" // 190**  
**FLORIDA INTERNATIONAL**  
**PUNTA GORDA, FLA.**

**23**  
**CB**

EXPERIENCE (YEARS)		BIRTHDATE	ACQUIRED
NFL	PANTHERS	6.4.98	07-20
2	2		

## PRO CAREER

- Saw action in 10 games as a reserve cornerback in 2020...Posted seven tackles.

## TRANSACTIONS

- Selected in the seventh round (221st overall) of the NFL Draft by Carolina (4/25/20).

## COLLEGE & PERSONAL

- Spent four years at Florida International University, playing as a wide receiver during his first two seasons before transitioning to cornerback...Totaled 94 career tackles, two interceptions, seven tackles for loss and 2.0 sacks...Started all 13 games at cornerback...Earned 54 tackles on the year, ranking sixth on the team...Broke up eight passes on the year, which ranked first on the team...2019 All-Conference USA Second Team for Defense...As a junior in 2018, appeared in 13 games at cornerback with 11-straight starts to end the season...Logged one interception and a team-high 10 pass breakups, also recording a total of 40 total tackles...2018 All-Conference USA Honorable Mention as Cornerback...Appeared in six games for the Panthers as a wide receiver in 2017... Earned one catch for four yards...In 2016 named to the Conference USA All-Freshman Team...Started in all 12 games for the Panthers...Grabbed 35 passes for 485 yards and one touchdown...Attended Charlotte High School in Punta Gorda, Florida...Had 59 catches for 1,105 yards and eight touchdowns as a senior...Spent junior and sophomore seasons at North Port High School...Played on the basketball team that reached the final four and ran the 100- and 200-meter races for the track and field team as a junior.

## STANTLEY THOMAS-OLIVER'S NFL REGULAR SEASON DEFENSIVE STATISTICS


		TACKLES										INTERCEPTIONS					O. FUMB			ST				MISC		
DATE	TEAM	GP	GS	TK	S	A	TFL	YDS	SK	YDS	QBH	NO	YDS	LG	TD	PD	FF	FR	YDS	TK	S	A	FF	FR	S	A
2020	Panthers	10	0	7	6	1	0	0	0.0	0.0	0	0	0	0	0	0	0	0	0	0	0	0	0	0	0	0
NFL TOTALS		10	0	7	6	1	0	0	0.0	0.0	0	0	0	0	0	0	0	0	0	0	0	0	0	0	0	0

## SINGLE-GAME HIGHS: DEFENSIVE

Total Tackles 3 vs. New Orleans Saints, Jan 03, 2021

2020 GAME-BY-GAME REGULAR-SEASON STATISTICS (PANTHERS)

			TACKLES							INTERCEPTIONS					O. FUMB			ST			MISC						
DATE	OPPONENT	P/S	TK	S	A	SK	YDS	TFL	YDS	QBH	NO	YDS	LG	TD	PD	FF	FR	YDS	TK	S	A	FF	FR	S	A	W/L	SCORE
09/13	Raiders											GAME INACTIVE													L	30-34	
09/20	at Buccaneers											GAME INACTIVE													L	17-31	
09/27	at Chargers	P	0	0	0	0.0	0.0	0	0	0	0	0	0	0	0	0	0	0	0	0	0	0	0	0	0	W	21-16
10/04	Cardinals											GAME INACTIVE													W	31-21	
10/11	at Falcons											GAME INACTIVE													W	23-16	
10/18	Bears	P	0	0	0	0.0	0.0	0	0	0	0	0	0	0	0	0	0	0	0	0	0	0	0	0	0	L	16-23
10/25	at Saints											GAME INACTIVE													L	24-27	
10/29	Falcons	P	1	1	0	0.0	0.0	0	0	0	0	0	0	0	0	0	0	0	0	0	0	0	0	0	0	L	17-25
11/08	at Chiefs	P	0	0	0	0.0	0.0	0	0	0	0	0	0	0	0	0	0	0	0	0	0	0	0	0	0	L	31-33
11/15	Buccaneers											GAME INACTIVE													L	23-46	
11/22	Lions	P	1	1	0	0.0	0.0	0	0	0	0	0	0	0	0	0	0	0	0	0	0	0	0	0	0	W	20-0
11/29	at Vikings	P	2	1	1	0.0	0.0	0	0	0	0	0	0	0	0	0	0	0	0	0	0	0	0	0	0	L	27-28
12/13	Broncos	P	0	0	0	0.0	0.0	0	0	0	0	0	0	0	0	0	0	0	0	0	0	0	0	0	0	L	27-32
12/19	at Packers	P	0	0	0	0.0	0.0	0	0	0	0	0	0	0	0	0	0	0	0	0	0	0	0	0	0	L	16-24
12/27	at Washington	P	0	0	0	0.0	0.0	0	0	0	0	0	0	0	0	0	0	0	0	0	0	0	0	0	0	W	20-13
01/03	Saints	P	3	3	0	0.0	0.0	0	0	0	0	0	0	0	0	0	0	0	0	0	0	0	0	0	0	L	7-33
2020 TOTALS		10-0	7	6	1	0.0	0.0	0	0	0	0	0	0	0	0	0	0	0	0	0	0	0	0	0	0	5-11	



**COLIN THOMPSON**  
**6'4" // 255**  
**TEMPLE**  
**DOYLESTOWN, PA.**

**86**  
**TE**

EXPERIENCE (YEARS)		BIRTHDATE	ACQUIRED
NFL	PANTHERS	12.15.93	FA-20
2	2		

## PRO CAREER

- Spent the 2020 spring with the XFL's Tampa Bay Vipers...Recorded one catch for 13 yards before the league shut down following Week 5.
- Spent the 2018 preseason with the Bears before being waived.
- Signed by the Giants as an undrafted free agent in 2017, but was waived during preseason camp...Signed to the Bears practice squad later that year.

## TRANSACTIONS

- Signed as undrafted free agent with the New York Giants (5/12/17)...Waived by the Giants (8/14/17)...Signed with Chicago practice squad (11/7/17)...Terminated from Chicago practice squad (12/2/17)...Signed to Chicago practice squad (12/6/17)...Signed a reserve future contract with Chicago (1/1/18)...Waived by Chicago (9/1/18)...Signed with the Panthers as a free agent (4/27/20).

## COLLEGE & PERSONAL

- Spent his first two seasons at Florida before transferring to Temple to finish out his final three years...Totaled 19 receptions for 208 yards and a touchdown in three years at Temple...Earned All-AAC honorable mention as a senior in 2016...Recorded three catches for 43 yards and one touchdown on the year...Started 10 of 14 games at tight end as a redshirt junior in 2015...A steady blocker all season, he became more of a weapon in the passing game as the season progressed...Made Temple debut in 2014...Played in three games at Florida in 2013 before being sidelined by an injury...Redshirted in 2012. Attended Archbishop Wood High School in Philadelphia, Pennsylvania...Rated as the #2 tight end in the nation by ESPN.com and Scout.com...Earned degree in communication studies.

## COLIN THOMPSON'S NFL REGULAR SEASON RUSHING/RECEIVING STATISTICS

DATE	TEAM	GP	GS	RECEIVING					RUSHING				
				NO.	YDS.	AVG.	LG	TD	NO.	YDS.	AVG.	LG	TD
2017	Giants	0	0	0	0	0.0	0	0	0	0	0.0	0	0
2018	Bears	0	0	0	0	0.0	0	0	0	0	0.0	0	0
2020	Panthers	15	4	1	7	7.0	7t	1	0	0	0.0	0	0
NFL TOTALS		15	4	1	7	7.0	7T	1	0	0	0.0	0	0

## COLIN THOMPSON'S NFL POSTSEASON RUSHING/RECEIVING STATISTICS

DATE	TEAM	GP	GS	RECEIVING					RUSHING				
				NO.	YDS.	AVG.	LG	TD	NO.	YDS.	AVG.	LG	TD
2018	Bears	0	0	0	0	0.0	0	0	0	0	0.0	0	0
NFL TOTALS		0	0	0	0	0.0	0	0	0	0	0.0	0	0

## SINGLE-GAME HIGHS: RECEIVING

**Receptions** 1 vs. Tampa Bay Buccaneers, Nov 15, 2020  
**Receiving Yards** 7 vs. Tampa Bay Buccaneers, Nov 15, 2020  
**Longest Receptions** 7t vs. Tampa Bay Buccaneers, Nov 15, 2020

**Receiving TDs** 1 vs. Tampa Bay Buccaneers, Nov 15, 2020  
**All-Purpose Yards** 7 vs. Tampa Bay Buccaneers, Nov 15, 2020  
**Most TDs** 1 vs. Tampa Bay Buccaneers, Nov 15, 2020

2020 GAME-BY-GAME REGULAR-SEASON STATISTICS (PANTHERS)

RECEIVING								RUSHING								
DATE	OPPONENT	P/S	NO.	YDS.	AVG.	LG	TD	NO.	YDS.	AVG.	LG	TD	W/L	SCORE		
09/13	Raiders		GAME INACTIVE												L	30-34
09/20	at Buccaneers	P	0	0	0.0	0	0	0	0	0.0	0	0	L	17-31		
09/27	at Chargers	P	0	0	0.0	0	0	0	0	0.0	0	0	W	21-16		
10/04	Cardinals	P	0	0	0.0	0	0	0	0	0.0	0	0	W	31-21		
10/11	at Falcons	P	0	0	0.0	0	0	0	0	0.0	0	0	W	23-16		
10/18	Bears	P	0	0	0.0	0	0	0	0	0.0	0	0	L	16-23		
10/25	at Saints	S	0	0	0.0	0	0	0	0	0.0	0	0	L	24-27		
10/29	Falcons	P	0	0	0.0	0	0	0	0	0.0	0	0	L	17-25		
11/08	at Chiefs	P	0	0	0.0	0	0	0	0	0.0	0	0	L	31-33		
11/15	Buccaneers	P	1	7	7.0	7t	1	0	0	0.0	0	0	L	23-46		
11/22	Lions	P	0	0	0.0	0	0	0	0	0.0	0	0	W	20-0		
11/29	at Vikings	S	0	0	0.0	0	0	0	0	0.0	0	0	L	27-28		
12/13	Broncos	P	0	0	0.0	0	0	0	0	0.0	0	0	L	27-32		
12/19	at Packers	S	0	0	0.0	0	0	0	0	0.0	0	0	L	16-24		
12/27	at Washington	S	0	0	0.0	0	0	0	0	0.0	0	0	W	20-13		
01/03	Saints	P	0	0	0.0	0	0	0	0	0.0	0	0	L	7-33		
2020 TOTALS		15-4	1	7	7.0	7t	1	0	0	0.0	0	0	5-11			



**SHAQ THOMPSON**  
**6'0" // 230**  
**WASHINGTON**  
**SACRAMENTO, CALIF.**

**54**  
**LB**

**EXPERIENCE (YEARS)**

**NFL** **PANTHERS**  
**7** **7**

**BIRTHDATE**  
**4.21.94**

**ACQUIRED**  
**D1-15**

## PRO CAREER

- Started 14 games for Carolina in 2019, tallying a career-best 109 tackles, 3.0 sacks and 11 tackles for loss.
- Played in 14 games with 11 starts for Carolina in 2018...Tallied 79 tackles, 3.0 sacks, nine quarterback pressures, one forced fumble and one pass defended.
- Recorded a career-high 13 tackles against Baltimore in Week 8 (10/28/18).
- Played in 14 games with a career-high 14 starts in 2017...Tallied 75 total tackles, six quarterback pressures, and 2.0 sacks.
- Played in 14 games with 12 starts in 2016...Recorded 70 tackles, four quarterback pressures, one interception and two fumble recoveries, including one returned for a touchdown.
- Scored first-career touchdown vs. San Francisco (9/18/16), returning a Carlos Hyde fumble nine yards to the end zone.
- Played in 14 games with 10 starts for Carolina as a rookie in 2015...Started all three postseason contests, including Super Bowl 50 vs. Denver (2/7/16)...Posted 61 tackles, 1.0 sack, two quarterback pressures and four passes defended in rookie season.

## TRANSACTIONS

- Selected in the first round (25th overall) of the NFL Draft by Carolina (4/30/15)...Placed on injured reserve (shoulder) (12/20/18)...Placed on reserve/COVID-19 list (12/8/20)...Removed from reserve/COVID-19 list and placed on the active roster (12/11/20).

## COLLEGE & PERSONAL

- Three-year starter and three-time All-Pac 12 honoree at Washington...Entered NFL following junior season...Played in 40 games with 38 starts...Produced 233 tackles, 15 tackles for loss, 3.5 sacks, three forced fumbles, five fumble recoveries, five interceptions and 16 passes defended...Earned the Paul Hornung Award in 2014, given to the nation's most versatile player...First-team All-Pac 12 selection at both linebacker and all-purpose/special teams...Made 10 starts at linebacker and three at running back...Scored six touchdowns – four on defense and two on offense...Became the first player in school history to have two defensive touchdowns in the same game when he scored on a 36-yard interception return and 52-yard fumble return versus Illinois...Attended Grant Union HS in Sacramento, Calif...Majored in American ethics at Washington...Drafted by the Boston Red Sox in the 18th round of the 2012 MLB Draft and played one season of rookie-level ball in the Gulf Coast League.

## SHAQ THOMPSON'S NFL REGULAR SEASON DEFENSIVE STATISTICS

		TACKLES										INTERCEPTIONS					O. FUMB			ST				
DATE	TEAM	GP	GS	TK	S	A	TFL	YDS	SK	YDS	QBH	NO	YDS	LG	TD	PD	FF	FR	YDS	TK	S	A	FF	FR
2015	Panthers	14	10	48	30	18	3	5	1.0	0.0	2	0	0	0	0	2	0	0	0	2	2	0	0	0
2016	Panthers	14	12	55	39	16	4	12	0.0	0.0	2	1	12	12	0	5	0	2	9	1	0	1	0	0
2017	Panthers	14	14	57	37	20	6	31	2.0	15.0	6	0	0	0	0	1	0	0	0	4	4	0	1	0
2018	Panthers	14	11	76	47	29	4	21	3.5	23.0	6	0	0	0	0	1	1	0	0	4	4	0	0	0
2019	Panthers	14	14	109	75	34	11	38	3.0	18.0	4	0	0	0	0	3	0	0	0	0	0	0	0	0
2020	Panthers	16	15	114	64	50	6	20	0.0	0.0	2	0	0	0	0	5	2	1	0	0	0	0	0	0
NFL TOTALS		86	76	459	292	167	34	127	9.5	56.0	22	1	12	12	0	17	3	3	9	11	10	1	1	0

## SHAQ THOMPSON'S NFL POSTSEASON DEFENSIVE STATISTICS

DATE	TEAM	GP	GS	TACKLES								INTERCEPTIONS					O. FUMB			ST			
				TK	S	A	TFL	YDS	SK	YDS	QBH	NO	YDS	LG	TD	PD	FF	FR	YDS	TK	S	A	FF
2015	Panthers	3	3	11	7	4	1	3	0.0	0.0	0	0	0	0	0	0	0	0	0	0	0	0	
2017	Panthers	1	1	8	6	2	0	0	0.0	0.0	0	0	0	0	0	0	0	0	0	0	0	0	
NFL TOTALS		4	4	19	13	6	1	3	0.0	0.0	0	0	0	0	0	0	0	0	0	0	0	0	

SINGLE-GAME HIGHS: DEFENSIVE

Total Tackles	13 at New Orleans Saints, Oct 25, 2020 ...1 more at 13.
Sacks	1.0 vs. Tennessee Titans, Nov 03, 2019 ...8 more at 1.0.
Passes Defensed	2 at Los Angeles Chargers, Sep 27, 2020
Forced Fumbles	1 vs. Tampa Bay Buccaneers, Nov 15, 2020 ...2 more at 1.
Fumble Recoveries	1 at Los Angeles Chargers, Sep 27, 2020 ...2 more at 1.

Tackles For Loss	3 vs. Tennessee Titans, Nov 03, 2019
Interceptions	1 vs. San Diego Chargers, Dec 11, 2016
Interception Return Yards	12 vs. San Diego Chargers, Dec 11, 2016
Special Teams Tackles	2 at New York Jets, Nov 26, 2017
Special Teams Forced Fumbles	1 vs. Atlanta Falcons, Nov 05, 2017

SINGLE-GAME HIGHS - POSTSEASON: DEFENSIVE

Total Tackles	8 at New Orleans Saints, Jan 07, 2018
Tackles For Loss	1 at Denver Broncos, Feb 07, 2016

2020 GAME-BY-GAME REGULAR-SEASON STATISTICS (PANTHERS)

DATE	OPPONENT	P/S	TACKLES										INTERCEPTIONS				O. FUMB			ST			MISC			W/L	SCORE
			TK	S	A	SK	YDS	TFL	YDS	QBH	NO	YDS	LG	TD	PD	FF	FR	YDS	TK	S	A	FF	FR	S	A	W/L	
09/13	Raiders	S	12	5	7	0.0	0.0	0	0	0	0	0	0	0	0	0	0	0	0	0	0	0	0	0	0	L	30-34
09/20	at Buccaneers	S	2	1	1	0.0	0.0	0	0	0	0	0	0	0	0	0	0	0	0	0	0	0	0	0	0	L	17-31
09/27	at Chargers	S	12	8	4	0.0	0.0	0	0	0	0	0	0	0	2	1	1	0	0	0	0	0	0	0	0	W	21-16
10/04	Cardinals	S	5	3	2	0.0	0.0	2	8	0	0	0	0	0	0	0	0	0	0	0	0	0	0	0	0	W	31-21
10/11	at Falcons	S	10	3	7	0.0	0.0	0	0	0	0	0	0	0	0	0	0	0	0	0	0	0	0	0	0	W	23-16
10/18	Bears	S	6	4	2	0.0	0.0	0	0	0	0	0	0	0	0	0	0	0	0	0	0	0	0	0	0	L	16-23
10/25	at Saints	S	13	7	6	0.0	0.0	0	0	0	0	0	0	0	0	0	0	0	0	0	0	0	0	0	0	L	24-27
10/29	Falcons	S	6	3	3	0.0	0.0	0	0	0	0	0	0	0	1	0	0	0	0	0	0	0	0	0	0	L	17-25
11/08	at Chiefs	S	7	6	1	0.0	0.0	0	0	0	0	0	0	0	1	0	0	0	0	0	0	0	0	0	0	L	31-33
11/15	Buccaneers	S	7	5	2	0.0	0.0	2	4	1	0	0	0	0	0	1	0	0	0	0	0	0	0	0	0	L	23-46
11/22	Lions	S	4	3	1	0.0	0.0	0	0	0	0	0	0	0	1	0	0	0	0	0	0	0	0	0	0	W	20-0
11/29	at Vikings	S	3	2	1	0.0	0.0	0	0	0	0	0	0	0	0	0	0	0	0	0	0	0	0	0	0	L	27-28
12/13	Broncos	P	3	2	1	0.0	0.0	0	0	0	0	0	0	0	0	0	0	0	0	0	0	0	0	0	0	L	27-32
12/19	at Packers	S	5	4	1	0.0	0.0	1	2	0	0	0	0	0	0	0	0	0	0	0	0	0	0	0	0	L	16-24
12/27	at Washington	S	9	5	4	0.0	0.0	1	6	1	0	0	0	0	0	0	0	0	0	0	0	0	0	0	0	W	20-13
01/03	Saints	S	10	3	7	0.0	0.0	0	0	0	0	0	0	0	0	0	0	0	0	0	0	0	0	0	0	L	7-33
2020 TOTALS			16-15	114	64	50	0.0	0.0	6	20	2	0	0	0	0	5	2	1	0	0	0	0	0	0	0	5-11	

2019 GAME-BY-GAME REGULAR-SEASON STATISTICS (PANTHERS)

			TACKLES								INTERCEPTIONS					O. FUMB			ST						
DATE	OPPONENT	P/S	TK	S	A	SK	YDS	TFL	YDS	QBH	NO	YDS	LG	TD	PD	FF	FR	YDS	TK	S	A	FF	FR	W/L	SCORE
09/08	Rams	S	9	7	2	0.0	0.0	0	0	0	0	0	0	0	1	0	0	0	0	0	0	0	0	L	27-30
09/12	Buccaneers	S	8	3	5	0.0	0.0	1	3	0	0	0	0	0	0	0	0	0	0	0	0	0	0	L	14-20
09/22	at Cardinals	S	11	9	2	1.0	4.0	1	4	1	0	0	0	0	0	0	0	0	0	0	0	0	0	W	38-20
09/29	at Texans	S	12	7	5	1.0	7.0	1	7	1	0	0	0	0	1	0	0	0	0	0	0	0	0	W	16-10
10/06	Jaguars	S	9	6	3	0.0	0.0	1	1	0	0	0	0	0	0	0	0	0	0	0	0	0	0	W	34-27
10/13	at Buccaneers	S	5	4	1	0.0	0.0	0	0	0	0	0	0	0	0	0	0	0	0	0	0	0	0	W	37-26
10/27	at 49ers	S	4	2	2	0.0	0.0	0	0	0	0	0	0	0	0	0	0	0	0	0	0	0	0	L	13-51
11/03	Titans	S	11	10	1	1.0	7.0	3	12	1	0	0	0	0	0	0	0	0	0	0	0	0	0	W	30-20
11/10	at Packers	S	4	3	1	0.0	0.0	1	1	0	0	0	0	0	0	0	0	0	0	0	0	0	0	L	16-24
11/17	Falcons	S	5	2	3	0.0	0.0	1	1	0	0	0	0	0	1	0	0	0	0	0	0	0	0	L	3-29
11/24	at Saints	S	7	5	2	0.0	0.0	0	0	0	0	0	0	0	0	0	0	0	0	0	0	0	0	L	31-34
12/01	Washington	S	8	4	4	0.0	0.0	0	0	0	0	0	0	0	0	0	0	0	0	0	0	0	0	L	21-29
12/08	at Falcons	S	10	9	1	0.0	0.0	1	4	0	0	0	0	0	0	0	0	0	0	0	0	0	0	L	20-40
12/15	Seahawks	S	6	4	2	0.0	0.0	1	5	1	0	0	0	0	0	0	0	0	0	0	0	0	0	L	24-30
12/22	at Colts		ON INACTIVE LIST																					L	6-38
12/29	Saints		ON INACTIVE LIST																					L	10-42
2019 TOTALS			14-14	109	75	34	3.0	18.0	11	38	4	0	0	0	0	3	0	0	0	0	0	0	0	5-11	

2018 GAME-BY-GAME REGULAR-SEASON STATISTICS (PANTHERS)

DATE	OPPONENT	P/S	TACKLES								INTERCEPTIONS				O. FUMB			ST				W/L	SCORE		
			TK	S	A	SK	YDS	TFL	YDS	QBH	NO	YDS	LG	TD	PD	FF	FR	YDS	TK	S	A			FF	FR
09/09	Cowboys	S	9	5	4	1.0	7.0	1	7	1	0	0	0	0	0	0	0	0	0	0	0	0	W	16-8	
09/16	at Falcons	S	2	2	0	0.0	0.0	0	0	1	0	0	0	0	0	0	0	0	0	0	0	0	L	24-31	
09/23	Bengals	S	8	7	1	0.0	0.0	0	0	0	0	0	0	0	0	0	0	0	0	0	0	0	W	31-21	
10/07	Giants	S	3	2	1	0.0	0.0	1	2	0	0	0	0	0	0	0	0	0	0	0	0	0	W	33-31	
10/14	at Washington	S	3	2	1	1.0	4.0	1	4	1	0	0	0	0	0	0	0	0	1	1	0	0	L	17-23	
10/21	at Eagles	S	9	6	3	0.0	0.0	0	0	0	0	0	0	0	0	0	0	0	0	0	0	0	W	21-17	
10/28	Ravens	S	13	6	7	0.0	0.0	0	0	0	0	0	0	0	0	0	0	0	0	0	0	0	W	36-21	
11/04	Buccaneers	P	3	2	1	0.0	0.0	0	0	0	0	0	0	0	0	0	0	0	1	1	0	0	W	42-28	
11/08	at Steelers	P	3	2	1	0.0	0.0	0	0	0	0	0	0	0	0	0	0	0	0	0	0	0	L	21-52	
11/18	at Lions	S	5	3	2	0.0	0.0	0	0	0	0	0	0	0	0	0	0	0	1	1	0	0	L	19-20	
11/25	Seahawks	S	7	5	2	1.0	8.0	1	8	1	0	0	0	0	0	1	0	0	0	0	0	0	L	27-30	
12/02	at Buccaneers	P	3	2	1	0.0	0.0	0	0	1	0	0	0	0	1	0	0	0	0	0	0	0	L	17-24	
12/09	at Browns	S	1	1	0	0.0	0.0	0	0	0	0	0	0	0	0	0	0	0	1	1	0	0	L	20-26	
12/17	Saints	S	7	2	5	0.5	4.0	0	0	1	0	0	0	0	0	0	0	0	0	0	0	0	L	9-12	
12/23	Falcons										INJURED RESERVE													L	10-24
12/30	at Saints										INJURED RESERVE													W	33-14
2018 TOTALS			14-11	76	47	29	3.5	23.0	4	21	6	0	0	0	0	1	1	0	0	4	4	0	0	7-9	

2017 GAME-BY-GAME REGULAR-SEASON STATISTICS (PANTHERS)

DATE	OPPONENT	P/S	TACKLES								INTERCEPTIONS				O. FUMB			ST				W/L	SCORE		
			TK	S	A	SK	YDS	TFL	YDS	QBH	NO	YDS	LG	TD	PD	FF	FR	YDS	TK	S	A			FF	FR
09/10	at 49ers	S	2	2	0	1.0	7.0	1	7	2	0	0	0	0	0	0	0	0	0	0	0	0	W	23-3	
09/17	Bills	S	1	1	0	0.0	0.0	1	7	0	0	0	0	0	0	0	0	0	0	0	0	0	W	9-3	
09/24	Saints	S	7	5	2	0.0	0.0	0	0	0	0	0	0	0	0	0	0	0	0	0	0	0	L	13-34	
10/01	at Patriots	S	10	9	1	0.0	0.0	1	2	0	0	0	0	0	0	0	0	0	0	0	0	0	W	33-30	
10/08	at Lions	S	4	3	1	1.0	8.0	1	8	1	0	0	0	0	0	0	0	0	0	0	0	0	W	27-24	
10/12	Eagles	S	7	3	4	0.0	0.0	0	0	1	0	0	0	0	1	0	0	0	0	0	0	0	L	23-28	
10/22	at Bears	S	6	4	2	0.0	0.0	1	6	0	0	0	0	0	0	0	0	0	0	0	0	0	L	3-17	
10/29	at Buccaneers	S	1	1	0	0.0	0.0	0	0	1	0	0	0	0	0	0	0	0	0	0	0	0	W	17-3	
11/05	Falcons	S	0	0	0	0.0	0.0	0	0	0	0	0	0	0	0	0	0	0	1	1	0	1	W	20-17	
11/13	Dolphins	S	3	3	0	0.0	0.0	0	0	0	0	0	0	0	0	0	0	0	0	0	0	0	W	45-21	
11/26	at Jets	S	2	0	2	0.0	0.0	0	0	1	0	0	0	0	0	0	0	0	2	2	0	0	W	35-27	
12/03	at Saints	S	4	2	2	0.0	0.0	1	1	0	0	0	0	0	0	0	0	0	0	0	0	0	L	21-31	
12/10	Vikings		ON INACTIVE LIST																			W	31-24		
12/17	Packers		ON INACTIVE LIST																			W	31-24		
12/24	Buccaneers	S	5	1	4	0.0	0.0	0	0	0	0	0	0	0	0	0	0	0	0	0	0	0	W	22-19	
12/31	at Falcons	S	5	3	2	0.0	0.0	0	0	0	0	0	0	0	0	0	0	0	1	1	0	0	L	10-22	
2017 TOTALS			14-14	57	37	20	2.0	15.0	6	31	6	0	0	0	0	1	0	0	0	4	4	0	1	0	11-5

2016 GAME-BY-GAME REGULAR-SEASON STATISTICS (PANTHERS)

DATE	OPPONENT	P/S	TACKLES								INTERCEPTIONS				O. FUMB			ST				W/L	SCORE		
			TK	S	A	SK	YDS	TFL	YDS	QBH	NO	YDS	LG	TD	PD	FF	FR	YDS	TK	S	A			FF	FR
09/08	at Broncos	P	3	3	0	0.0	0.0	1	2	0	0	0	0	0	0	1	0	0	0	0	0	0	L	20-21	
09/18	49ers	S	3	1	2	0.0	0.0	0	0	0	0	0	0	0	0	1	9	0	0	0	0	0	W	46-27	
09/25	Vikings	S	0	0	0	0.0	0.0	0	0	0	0	0	0	0	0	0	0	0	0	0	0	0	L	10-22	
10/02	at Falcons	S	3	2	1	0.0	0.0	1	4	0	0	0	0	0	1	0	0	0	0	0	0	0	L	33-48	
10/10	Buccaneers	S	7	4	3	0.0	0.0	1	4	0	0	0	0	0	0	0	0	0	0	0	0	0	L	14-17	
10/16	at Saints	S	8	6	2	0.0	0.0	0	0	0	0	0	0	1	0	0	0	0	0	0	0	0	L	38-41	
10/30	Cardinals	S	1	1	0	0.0	0.0	1	2	0	0	0	0	0	0	0	0	0	0	0	0	0	W	30-20	
11/06	at Rams		ON INACTIVE LIST																				W	13-10	
11/13	Chiefs		ON INACTIVE LIST																				L	17-20	
11/17	Saints	S	3	1	2	0.0	0.0	0	0	0	0	0	0	0	0	0	0	1	0	1	0	0	W	23-20	
11/27	at Raiders	P	0	0	0	0.0	0.0	0	0	0	0	0	0	0	0	0	0	0	0	0	0	0	L	32-35	
12/04	at Seahawks	S	3	3	0	0.0	0.0	0	0	0	0	0	0	0	0	0	0	0	0	0	0	0	L	7-40	
12/11	Chargers	S	7	3	4	0.0	0.0	0	0	1	1	12	12	0	1	0	0	0	0	0	0	0	W	28-16	
12/19	at Washington	S	2	2	0	0.0	0.0	0	0	0	0	0	0	0	0	0	0	0	0	0	0	0	W	26-15	
12/24	Falcons	S	11	10	1	0.0	0.0	0	0	0	0	0	0	1	0	0	0	0	0	0	0	0	L	16-33	
01/01	at Buccaneers	S	4	3	1	0.0	0.0	0	0	1	0	0	0	0	1	0	0	0	0	0	0	0	L	16-17	
2016 TOTALS			14-12	55	39	16	0.0	0.0	4	12	2	1	12	12	0	5	0	2	9	1	0	1	0	0	6-10

2015 GAME-BY-GAME REGULAR-SEASON STATISTICS (PANTHERS)

TACKLES										INTERCEPTIONS					O. FUMB			ST			MISC						
DATE	OPPONENT	P/S	TK	S	A	SK	YDS	TFL	YDS	QBH	NO	YDS	LG	TD	PD	FF	FR	YDS	TK	S	A	FF	FR	S	A	W/L	SCORE
09/13	at Jaguars	S	0	0	0	0.0	0.0	0	0	0	0	0	0	0	0	0	0	0	0	0	0	0	0	0	0	W	20-9
09/20	Texans	S	5	4	1	0.0	0.0	0	0	0	0	0	0	0	0	0	0	0	0	0	0	0	0	0	0	W	24-17
09/27	Saints	S	7	3	4	1.0	0.0	0	0	1	0	0	0	0	0	0	0	0	0	0	0	0	0	0	0	W	27-22
10/04	at Buccaneers	S	4	4	0	0.0	0.0	0	0	1	0	0	0	0	0	0	0	0	0	0	0	0	0	0	0	W	37-23
10/18	at Seahawks	S	3	0	3	0.0	0.0	0	0	0	0	0	0	0	0	0	0	0	1	1	0	0	0	0	0	W	27-23
10/25	Eagles		ON INACTIVE LIST																W	27-16							
11/02	Colts		ON INACTIVE LIST																W	29-26+							
11/08	Packers	S	1	0	1	0.0	0.0	0	0	0	0	0	0	0	0	0	0	0	0	0	0	0	0	0	0	W	37-29
11/15	at Titans	P	1	1	0	0.0	0.0	1	1	0	0	0	0	0	0	0	0	0	0	0	0	0	0	0	0	W	27-10
11/22	Washington	P	4	2	2	0.0	0.0	0	0	0	0	0	0	0	1	0	0	0	0	0	0	0	0	0	0	W	44-16
11/26	at Cowboys	P	2	2	0	0.0	0.0	0	0	0	0	0	0	0	0	0	0	0	0	0	0	0	0	0	0	W	33-14
12/06	at Saints	P	2	2	0	0.0	0.0	0	0	0	0	0	0	0	0	0	0	0	0	0	0	0	0	0	0	W	41-38
12/13	Falcons	S	2	2	0	0.0	0.0	0	0	0	0	0	0	0	0	0	0	0	0	0	0	0	0	0	0	W	38-0
12/20	at Giants	S	5	3	2	0.0	0.0	0	0	0	0	0	0	0	0	0	0	0	1	1	0	0	0	0	0	W	38-35
12/27	at Falcons	S	5	4	1	0.0	0.0	1	2	0	0	0	0	0	0	0	0	0	0	0	0	0	0	0	0	L	13-20
01/03	Buccaneers	S	7	3	4	0.0	0.0	1	2	0	0	0	0	0	1	0	0	0	0	0	0	0	0	0	0	W	38-10
2015 TOTALS		14-10	48	30	18	1.0	0.0	3	5	2	0	0	0	0	2	0	0	0	2	2	0	0	0	0	0	0	15-1

+ - Overtime

2017 GAME-BY-GAME POSTSEASON STATISTICS (PANTHERS)

DATE	OPPONENT	P/S	TACKLES							INTERCEPTIONS				O. FUMB			ST				W/L	SCORE		
			TK	S	A	SK	YDS	TFL	YDS	QBH	NO	YDS	LG	TD	PD	FF	FR	YDS	TK	S			A	FF
01/07	at Saints	S	8	6	2	0.0	0.0	0	0	0	0	0	0	0	0	0	0	0	0	0	0	0	L	26-31
2017 TOTALS			1-1	8	6	2	0.0	0.0	0	0	0	0	0	0	0	0	0	0	0	0	0	0	0-1	

2015 GAME-BY-GAME POSTSEASON STATISTICS (PANTHERS)

DATE	OPPONENT	P/S	TACKLES							INTERCEPTIONS					O. FUMB			ST				W/L	SCORE	
			TK	S	A	SK	YDS	TFL	YDS	QBH	NO	YDS	LG	TD	PD	FF	FR	YDS	TK	S	A			FF
01/17	Seahawks	S	1	0	1	0.0	0.0	0	0	0	0	0	0	0	0	0	0	0	0	0	0	0	W	31-24
01/24	Cardinals	S	5	3	2	0.0	0.0	0	0	0	0	0	0	0	0	0	0	0	0	0	0	0	W	49-15
02/07	at Broncos	S	5	4	1	0.0	0.0	1	3	0	0	0	0	0	0	0	0	0	0	0	0	0	L	10-24
2015 TOTALS			3-3	11	7	4	0.0	0.0	1	3	0	0	0	0	0	0	0	0	0	0	0	0	2-1	





**PJ WALKER**

5'11" // 210

TEMPLE  
ELIZABETH, N.J.

**6**

**QB**

EXPERIENCE (YEARS)		BIRTHDATE	ACQUIRED
NFL	PANTHERS	2.26.95	FA-20
2	2		

## PRO CAREER

- Appeared in four games, with one start, for Carolina in 2020 finishing the season with 32-of-56 completions for 368 passing yards and one touchdown.
- Started all five games for the XFL's Houston Roughnecks before the season was suspended...Led the league in passing touchdowns (15) and passing yards (1,338)...Helped Houston achieve a league-best 5-0 record...Earned the XFL's first-ever Star of the Week award after a Week 1 performance that saw him toss four touchdown passes and lead the Roughnecks to a 37-17 victory.
- Played with the Colts throughout the preseason in 2018...Was waived during final cuts...Spent the regular season on and off Indianapolis' practice squad.
- Signed with the Colts as an undrafted free agent out of Temple...Saw significant action during the preseason...Spent the entire regular season on the Colts practice squad.

## TRANSACTIONS

- Signed by the Colts as an undrafted free agent (5/4/17)...Signed a reserve/future contract with the Colts (1/1/18)...Waived during final cuts (9/1/18)...Signed to Indianapolis' practice squad (9/2/18)...Signed reserve future contract with Colts (1/14/19)...Waived by Colts (8/31/19)...Signed as a free agent with Carolina (3/25/20).

## COLLEGE & PERSONAL

- Four-year letter winner at Temple University under head coach Matt Rhule...Holds Temple's all-time records in nearly every passing category, including yards (10,668), touchdowns (74) and completions (830)...Led Temple to back-to-back 10-win seasons in 2015 and 2016 and back-to-back bowl appearances for the first time ever...Was awarded a single-digit jersey number during training camp as a senior, a tradition rewarding the toughest players on the team as voted on by the players...Took over as the starter midway through his freshman season...Earned an adult and organizational development degree...Attended Elizabeth High School in Elizabeth, New Jersey...2012 Newark-Star Ledger State Offensive Player of the Year...Helped team to the 2012 state title.

## PJ WALKER'S NFL REGULAR SEASON PASSING/RUSHING STATISTICS

		PASSING													RUSHING				
DATE	TEAM	GP	GS	ATT.	CMP.	PCT.	YDS	AVG.	TD	INT.	LG	SK	LST	RATE	NO.	YDS.	AVG.	LG	TD
2017	Colts	0	0	0	0	0.0	0	0.0	0	0	0	0	0	0.0	0	0	0.0	0	0
2018	Colts	0	0	0	0	0.0	0	0.0	0	0	0	0	0	0.0	0	0	0.0	0	0
2019	Colts	0	0	0	0	0.0	0	0.0	0	0	0	0	0	0.0	0	0	0.0	0	0
2020	Panthers	4	1	56	32	57.1	368	6.6	1	5	52	4	31	45.8	5	-2	-0.4	2	0
TOTALS		4	1	56	32	57.1	368	6.6	1	5	52	4	31	45.8	5	-2	-0.4	2	0

## PJ WALKER'S NFL POSTSEASON PASSING/RUSHING STATISTICS

		PASSING													RUSHING				
DATE	TEAM	GP	GS	ATT.	CMP.	PCT.	YDS	AVG.	TD	INT.	LG	SK	LST	RATE	NO.	YDS.	AVG.	LG	TD
2018	Colts	0	0	0	0	0.0	0	0.0	0	0	0	0	0	0.0	0	0	0.0	0	0
TOTALS		0	0	0	0	0.0	0	0.0	0	0	0	0	0	0.0	0	0	0.0	0	0

## SINGLE-GAME HIGHS: QUARTERBACK

**Pass Attempts** 34 vs. Detroit Lions, Nov 22, 2020  
**Pass Completions** 24 vs. Detroit Lions, Nov 22, 2020  
**Yards Passing** 258 vs. Detroit Lions, Nov 22, 2020  
**TD Passes** 1 vs. Detroit Lions, Nov 22, 2020  
**Long Passes** 52 vs. Detroit Lions, Nov 22, 2020

**Completion Percentage** 70.6 vs. Detroit Lions, Nov 22, 2020  
**Passer Rating** 77.8 vs. Detroit Lions, Nov 22, 2020  
**Rush Attempts** 5 vs. Detroit Lions, Nov 22, 2020  
**Longest Runs** 2 vs. Detroit Lions, Nov 22, 2020

2020 GAME-BY-GAME REGULAR-SEASON STATISTICS (PANTHERS)

		PASSING											RUSHING						
DATE	OPPONENT	P/S	ATT	CMP	YDS	PCT	Y/A	Y/C	TD	INT	LG	SK/YD	RATE	ATT	YDS	LG	TD	W/L	SCORE
09/13	Raiders		GAME INACTIVE															L	30-34
09/20	at Buccaneers		DID NOT PLAY (NON-INJURY)															L	17-31
09/27	at Chargers		GAME INACTIVE															W	21-16
10/04	Cardinals		GAME INACTIVE															W	31-21
10/11	at Falcons		GAME INACTIVE															W	23-16
10/18	Bears		DID NOT PLAY (NON-INJURY)															L	16-23
10/25	at Saints		DID NOT PLAY (NON-INJURY)															L	24-27
10/29	Falcons	P	4	1	3	25.0	0.8	3.0	0	0	3	0/0	39.6	0	0	0	0	L	17-25
11/08	at Chiefs		GAME INACTIVE															L	31-33
11/15	Buccaneers	P	4	2	12	50.0	3.0	6.0	0	0	17	1/16	56.2	0	0	0	0	L	23-46
11/22	Lions	S	34	24	258	70.6	7.6	10.8	1	2	52	1/0	77.8	5	-2	2	0	W	20-0
11/29	at Vikings		DID NOT PLAY (NON-INJURY)															L	27-28
12/13	Broncos		DID NOT PLAY (NON-INJURY)															L	27-32
12/19	at Packers		DID NOT PLAY (NON-INJURY)															L	16-24
12/27	at Washington		DID NOT PLAY (NON-INJURY)															W	20-13
01/03	Saints	P	14	5	95	35.7	6.8	19.0	0	3	31	2/15	20.5	0	0	0	0	L	7-33
2020 TOTALS		4-1	56	32	368	57.1	6.6	11.5	1	5	52	4/31	45.8	5	-2	2	0	5-11	



**BRANDON ZYLSTRA**  
 6'2" // 215  
 CONCORDIA  
 SPICER, MINN.

**16**  
**WR**

**EXPERIENCE (YEARS)**  

**NFL**  
**4**

**PANTHERS**  
**3**

**BIRTHDATE**  
**3.25.93**

**ACQUIRED**  
**WV-19 MIN**

## PRO CAREER

- Saw action in eight games for Carolina in 2019, making eight catches for 106 yards, including a 96-yard day in the season finale against New Orleans (12/29).
- Played in all 16 games for Minnesota in 2018, tallying one reception for 23 yards, four punt returns for 26 yards and kick return for 15 yards.
- Played two seasons with Edmonton Eskimos of CFL, earning league Rookie of the Year honors in 2016.

## TRANSACTIONS

- Signed a reserve future contract with Minnesota (1/3/18)...Waived by Minnesota (8/31/19)...Claimed off waivers by Carolina (9/1/19)...Signed one-year contract with Carolina (2/22/21).

## COLLEGE & PERSONAL

- Played at Division III Concordia (Minn.) where he had 1,932 receiving yards and 18 touchdowns...Also competed in track & field where he broke the school record with a high jump of 6'10.75"...Went to New London-Spicer HS in New London, Minn.

## BRANDON ZYLSTRA'S NFL REGULAR SEASON RUSHING/RECEIVING STATISTICS

DATE	TEAM	RECEIVING							RUSHING						
		GP	GS	NO.	YDS.	AVG.	LG	TD	NO.	YDS.	AVG.	LG	TD		
2018	Vikings	16	0	1	23	23.0	23	0	0	0	0.0	0	0		
2019	Panthers	8	0	8	106	13.3	40	0	0	0	0.0	0	0		
2020	Panthers	16	2	3	35	11.7	28	0	1	1	1.0	1	0		
NFL TOTALS		40	2	12	164	13.7	40	0	1	1	1.0	1	0		

## BRANDON ZYLSTRA'S NFL REGULAR SEASON RETURN STATISTICS

DATE	TEAM	KICKOFF RETURNS						PUNT RETURNS					
		RET.	YDS.	AVG.	LG	TD	NO.	FC	YDS.	AVG.	LG	TD	
2018	Vikings	1	15	15.0	15	0	4	4	26	6.5	9	0	
2019	Panthers	1	26	26.0	26	0	1	1	0	0.0	0	0	
2020	Panthers	1	6	6.0	6	0	0	0	0	0.0	0	0	
NFL TOTALS		3	47	15.7	26	0	5	5	26	5.2	9	0	

## SINGLE-GAME HIGHS: RUSHING/RECEIVING

**Rush Attempts** 1 at Green Bay Packers, Dec 19, 2020  
**Rushing Yards** 1 at Green Bay Packers, Dec 19, 2020  
**Longest Runs** 1 at Green Bay Packers, Dec 19, 2020  
**Receptions** 6 vs. New Orleans Saints, Dec 29, 2019  
**Receiving Yards** 96 vs. New Orleans Saints, Dec 29, 2019  
**Longest Receptions** 40 vs. New Orleans Saints, Dec 29, 2019  
**All-Purpose Yards** 96 vs. New Orleans Saints, Dec 29, 2019  
**Kickoff Returns** 1 at New Orleans Saints, Oct 25, 2020  
 ...2 more at 1.

**Kickoff Return Yards** 26 at San Francisco 49ers, Oct 27, 2019  
**Longest Kickoff Return** 26 at San Francisco 49ers, Oct 27, 2019  
**Fair Catches** 3 vs. Chicago Bears, Dec 30, 2018  
**Punt Return Yards** 9 at Philadelphia Eagles, Oct 07, 2018  
**Longest Punt Return** 9 at Philadelphia Eagles, Oct 07, 2018  
**Punt Returns** 1 at San Francisco 49ers, Oct 27, 2019  
 ...4 more at 1.  
**Special Teams Tackles** 1 at New York Jets, Oct 21, 2018  
**Most TDs** 1 at Washington, Dec 27, 2020

2020 GAME-BY-GAME REGULAR-SEASON STATISTICS (PANTHERS)

DATE	OPPONENT	P/S	RECEIVING					RUSHING					W/L	SCORE	
			NO.	YDS.	AVG.	LG	TD	NO.	YDS.	AVG.	LG	TD			
09/13	Raiders	P	0	0	0.0	0	0	0	0	0.0	0	0	L	30-34	
09/20	at Buccaneers	P	0	0	0.0	0	0	0	0	0.0	0	0	L	17-31	
09/27	at Chargers	P	0	0	0.0	0	0	0	0	0.0	0	0	W	21-16	
10/04	Cardinals	P	0	0	0.0	0	0	0	0	0.0	0	0	W	31-21	
10/11	at Falcons	P	0	0	0.0	0	0	0	0	0.0	0	0	W	23-16	
10/18	Bears	P	0	0	0.0	0	0	0	0	0.0	0	0	L	16-23	
10/25	at Saints	P	1	4	4.0	4	0	0	0	0.0	0	0	L	24-27	
10/29	Falcons	P	0	0	0.0	0	0	0	0	0.0	0	0	L	17-25	
11/08	at Chiefs	P	1	28	28.0	28	0	0	0	0.0	0	0	L	31-33	
11/15	Buccaneers	P	0	0	0.0	0	0	0	0	0.0	0	0	L	23-46	
11/22	Lions	P	0	0	0.0	0	0	0	0	0.0	0	0	W	20-0	
11/29	at Vikings	P	0	0	0.0	0	0	0	0	0.0	0	0	L	27-28	
12/13	Broncos	S	1	3	3.0	3	0	0	0	0.0	0	0	L	27-32	
12/19	at Packers	S	0	0	0.0	0	0	1	1	1.0	1	0	L	16-24	
12/27	at Washington	P	0	0	0.0	0	0	0	0	0.0	0	0	W	20-13	
01/03	Saints	P	0	0	0.0	0	0	0	0	0.0	0	0	L	7-33	
2020 TOTALS			16-2	3	35	11.7	28	0	1	1	1.0	1	0	5-11	

2019 GAME-BY-GAME REGULAR-SEASON STATISTICS (PANTHERS)

DATE	OPPONENT	P/S	RECEIVING					RUSHING					TD	W/L	SCORE
			NO.	YDS.	AVG.	LG	TD	NO.	YDS.	AVG.	LG	TD			
09/08	Rams							ON INACTIVE LIST						L	27-30
09/12	Buccaneers							ON INACTIVE LIST						L	14-20
09/22	at Cardinals							ON INACTIVE LIST						W	38-20
09/29	at Texans							ON INACTIVE LIST						W	16-10
10/06	Jaguars	P	0	0	0.0	0	0	0	0	0.0	0	0	W	34-27	
10/13	at Buccaneers	P	0	0	0.0	0	0	0	0	0.0	0	0	W	37-26	
10/27	at 49ers	P	0	0	0.0	0	0	0	0	0.0	0	0	L	13-51	
11/03	Titans	P	0	0	0.0	0	0	0	0	0.0	0	0	W	30-20	
11/10	at Packers							ON INACTIVE LIST						L	16-24
11/17	Falcons							ON INACTIVE LIST						L	3-29
11/24	at Saints							ON INACTIVE LIST						L	31-34
12/01	Washington							ON INACTIVE LIST						L	21-29
12/08	at Falcons	P	1	7	7.0	7	0	0	0	0.0	0	0	L	20-40	
12/15	Seahawks	P	0	0	0.0	0	0	0	0	0.0	0	0	L	24-30	
12/22	at Colts	P	1	3	3.0	3	0	0	0	0.0	0	0	L	6-38	
12/29	Saints	P	6	96	16.0	40	0	0	0	0.0	0	0	L	10-42	
2019 TOTALS		8-0	8	106	13.3	40	0	0	0	0.0	0	0	5-11		

2018 GAME-BY-GAME REGULAR-SEASON STATISTICS (VIKINGS)

DATE	OPPONENT	P/S	RECEIVING					RUSHING					TD	W/L/T	SCORE
			NO.	YDS.	AVG.	LG	TD	NO.	YDS.	AVG.	LG	TD			
09/09	49ers	P	0	0	0.0	0	0	0	0	0.0	0	0	W	24-16	
09/16	at Packers	P	0	0	0.0	0	0	0	0	0.0	0	0	T	29-29	
09/23	Bills	P	0	0	0.0	0	0	0	0	0.0	0	0	L	6-27	
09/27	at Rams	P	0	0	0.0	0	0	0	0	0.0	0	0	L	31-38	
10/07	at Eagles	P	0	0	0.0	0	0	0	0	0.0	0	0	W	23-21	
10/14	Cardinals	P	0	0	0.0	0	0	0	0	0.0	0	0	W	27-17	
10/21	at Jets	P	1	23	23.0	23	0	0	0	0.0	0	0	W	37-17	
10/28	Saints	P	0	0	0.0	0	0	0	0	0.0	0	0	L	20-30	
11/04	Lions	P	0	0	0.0	0	0	0	0	0.0	0	0	W	24-9	
11/18	at Bears	P	0	0	0.0	0	0	0	0	0.0	0	0	L	20-25	
11/25	Packers	P	0	0	0.0	0	0	0	0	0.0	0	0	W	24-17	
12/02	at Patriots	P	0	0	0.0	0	0	0	0	0.0	0	0	L	10-24	
12/10	at Seahawks	P	0	0	0.0	0	0	0	0	0.0	0	0	L	7-21	
12/16	Dolphins	P	0	0	0.0	0	0	0	0	0.0	0	0	W	41-17	
12/23	at Lions	P	0	0	0.0	0	0	0	0	0.0	0	0	W	27-9	
12/30	Bears	P	0	0	0.0	0	0	0	0	0.0	0	0	L	10-24	
2018 TOTALS		16-0	1	23	23.0	23	0	0	0	0.0	0	0	8-7-1		



MIKE

HORTON

6'4" // 325

AUBURN

ATLANTA, GA.

66

G

EXPERIENCE (YEARS)		BIRTHDATE	ACQUIRED
NFL	PANTHERS	10.7.96	FA-20
1	1		

## PRO CAREER

- Spent the 2020 season on Carolina's practice squad. Elevated to the active roster for two games but did not see any game action.

## TRANSACTIONS

- Signed as an undrafted free agent with Carolina (4/30/20)...Waived by Carolina (9/5/20)...Signed to Carolina's practice squad (9/6/20)...Signed a reserve future contract with Carolina (1/4/21).

## COLLEGE & PERSONAL

- Spent five years at Auburn where he totaled 32 career starts on the offensive line...Started at right guard as a senior in 2019...Named SEC Offensive Lineman of the Week following Week 5...Played in all 13 games as a junior in 2018, starting at right guard...Started seven games at left guard in 2017...Named to the SEC Academic Honor Roll and Academic Top Tiger...Served as a backup offensive lineman in 2016, appearing in 12 games...Was the sixth offensive lineman in the Tigers' jumbo package...Redshirted in 2015 as a true freshman...Named to the SEC first-year academic honor roll and Academic Top Tiger...Attended Lakeside High School in Atlanta, Georgia...Named First-Team Class 6A All-Region 2...Played in the Semper Fi All-American Bowl...Also a basketball and track and field letterman...Studied in Auburn's College of Engineering.



**JALEN  
JULIUS**

**5'10" // 190**

**MISSISSIPPI**  
WINTER GARDEN, FLA.

**35**

**CB**

EXPERIENCE (YEARS)		BIRTHDATE	ACQUIRED
<i>NFL</i>	<i>PANTHERS</i>	<b>8.19.96</b>	<b>FA-21</b>
<b>1</b>	<b>1</b>		

## PRO CAREER


- Signed as an undrafted free agent with Kansas City in 2020, did not make final roster.

## TRANSACTIONS

- Signed as an undrafted free agent with Kansas City (5/1/20)...Released by Carolina (7/29/20)...Signed with Carolina (4/6/21).

## COLLEGE & PERSONAL

- Played 38 games in four seasons for Ole Miss (2016-19)...Logged 138 career tackles and 1.5 sacks...Had 13 pass deflections and two forced fumbles...In 2016, earned SEC All-Freshman Second Team...Went to West Orange HS in Winter Garden, Fla.



**AARON**  
**MONTEIRO**

**6'6" // 315**

**BOSTON COLLEGE**  
**BROCKTON, MASS**

**62**

**G**


EXPERIENCE (YEARS)		BIRTHDATE	ACQUIRED
NFL	PANTHERS		
<b>1</b>	<b>2</b>	<b>3.25.97</b>	<b>FA-19</b>

## TRANSACTIONS

- Signed as an undrafted free agent with Miami (5/10/19)...Waived by Miami (8/31/19)...Signed to New England practice squad (10/23/19)...Terminated from New England practice squad (10/29/19)...Signed to Carolina practice squad (11/12/19)...Signed a reserve future contract with Carolina (12/30/19)...Waived by Carolina (9/5/20)...Signed to Carolina practice squad (9/16/20)...Released from Carolina practice squad (9/19/20)...Signed to Carolina practice squad (9/21/20)...Signed a reserve future contract with Carolina (1/4/21).

## COLLEGE & PERSONAL

- Played four seasons Boston College from 2015-18...Earned All-ACC Third Team in senior season...Started 32 consecutive games...Went to Brockton HS in Brockton, Mass.



**GIOVANNI RICCI**  
**6'3" // 240**  
**WESTERN MICHIGAN**  
**LOVELAND, OHIO**

**87**  
**TE**

EXPERIENCE (YEARS)		BIRTHDATE	ACQUIRED
<b>NFL</b>	<b>PANTHERS</b>	<b>10.16.96</b>	<b>FA-20</b>
<b>1</b>	<b>2</b>		

PRO CAREER

- Spent entire 2020 season on Carolina practice squad.

TRANSACTIONS

- Signed as an undrafted free agent with Carolina (4/30/20)...Waived by Carolina (9/5/20)...Signed to Carolina's practice squad (9/6/20)...Signed a reserve future contract with Carolina (1/4/21).


COLLEGE & PERSONAL

- Spent four seasons at Western Michigan, totaling 98 career receptions for 1,114 yards and 11 touchdowns...One of eight semifinalists for the John Mackey Award in 2019, presented annually to the top tight end in the country...Four-time Academic All-MAC selection...Earned first team All-MAC honors as a senior in 2019...Received the program's Iron Bronco Award for having played the most snaps during the regular season...Caught 51 passes for 642 yards and eight TDs...Tied for the team lead in receptions and finished second on the squad in receiving yards...Tied for the lead in the MAC in receiving touchdowns...Ended the 2019 campaign tied for third nationally among tight ends with eight TDs...Named Third-Team All-MAC as a junior in 2018...Caught 35 passes for 392 yards and three TDs...Transitioned to tight end in the spring of 2018...As a sophomore in 2017, played in six games and started five as a wide receiver before suffering season-ending injury at Buffalo...Caught 12 passes for 80 yards...Played in all 14 games a freshman in 2016, primarily on special teams...Recorded five tackles and one fumble recovery...Redshirted in 2015. Attended Loveland High School in Loveland, Ohio...Graduated from Western Michigan University with a degree in finance.

GIOVANNI RICCI'S NFL REGULAR SEASON RUSHING/RECEIVING STATISTICS

DATE	TEAM	RECEIVING							RUSHING				
		GP	GS	NO.	YDS.	AVG.	LG	TD	NO.	YDS.	AVG.	LG	TD
2020	Panthers	0	0	0	0	0.0	0	0	0	0	0.0	0	0
NFL TOTALS		0	0	0	0	0.0	0	0	0	0	0.0	0	0





**RYAN  
SANTOSO**  
**6'5" // 260**  
**MINNESOTA**  
*PACE, FLA.*

**9**  
**K**

EXPERIENCE (YEARS)

NFL
PANTHERS

1
1

BIRTHDATE  
**8.26.95**

ACQUIRED  
**TR-21 NYG**

## PRO CAREER

Spent time on the New York Giants practice squad in 2020  
 Saw action in three games with Tennessee in 2019...Did not attempt any field goals...Converted touchbacks on 9-of-16 kickoffs.  
 Spent time with Detroit in 2018 offseason after being unsigned as undrafted free agent.

## TRANSACTIONS

Signed as undrafted free agent by Detroit (5/11/18)...Waived by Detroit (9/1/18)...Re-signed by Detroit (1/3/19)...Waived by Detroit (8/30/19)...Signed by Tennessee (11/27/19)...Waived by Tennessee (12/17/19)...Signed to Giants practice squad (9/6/20)...Elevated to active roster on Nov. 17, 2020 and Jan. 2, 2021...Signed to reserve/futures contract by Giants (1/26/21)...Acquired by trade by Carolina (8/26/21).

## COLLEGE & PERSONAL

Played at Minnesota from 2014-17...Made 29 of 39 field goal attempts (74.3%) and 76 of 77 extra point tries...Scored 163 points...Kicked off 168 times and recorded 80 touchbacks...Booted a career-long 52-yard field goal with 4:59 left in the game vs. Purdue on Oct. 18, 2014, lifted Minnesota to a 39-38 home win...Punted 144 times and averaged 41.8 yards (4th-best in school history).

## RYAN SANTOSO'S NFL REGULAR SEASON PUNTING STATISTICS

DATE	TEAM	GP	NO.	YDS.	AVG.	OPP. RET.	YDS.	NET YDS.	AVG.	TB	IN20	LG	BK
2019	Titans	3	0	0	0.0	0	0	0	0.0	0		0	0
2020	Giants	0	0	0	0.0	0	0	0	0.0	0		0	0
NFL TOTALS		3	0	0	0.0	0	0	0	0.0	0			

## 2020 GAME-BY-GAME REGULAR-SEASON STATISTICS (GIANTS)

DATE	OPPONENT	NO.	YDS.	AVG.	OPP. RET.	YDS.	NET YDS.	AVG	TB	IN20	LG	BK	W/L	SCORE
09/14	Steelers						PRACTICE SQUAD						L	16-26
09/20	at Bears						PRACTICE SQUAD						L	13-17
09/27	49ers						PRACTICE SQUAD						L	9-36
10/04	at Rams						PRACTICE SQUAD						L	9-17
10/11	at Cowboys						PRACTICE SQUAD						L	34-37
10/18	Washington						PRACTICE SQUAD						W	20-19
10/22	at Eagles						PRACTICE SQUAD						L	21-22
11/02	Buccaneers						PRACTICE SQUAD						L	23-25
11/08	at Washington						PRACTICE SQUAD						W	23-20
11/15	Eagles						PRACTICE SQUAD						W	27-17
11/29	at Bengals						INACTIVE						W	19-17
12/06	at Seahawks						NOT ON ROSTER						W	17-12
12/13	Cardinals						NOT ON ROSTER						L	7-26
12/20	Browns						NOT ON ROSTER						L	6-20
12/27	at Ravens						NOT ON ROSTER						L	13-27
01/03	Cowboys						ON INACTIVE LIST						W	23-19
2020 TOTALS		0	0	0	0.0	0	0	0	0.0	0	0	0	6-10	



**STEPHEN SULLIVAN**  
**6'5" // 245**  
 LOUISIANA STATE  
 DONALDSONVILLE, LA.

**84**  
**TE**

EXPERIENCE (YEARS)		BIRTHDATE	ACQUIRED
NFL	PANTHERS	11.28.96	FA-20
1	1		

## PRO CAREER

- Spent most of the 2020 season on the Seattle practice squad, seeing action at both tight end and defensive end...Played in one game in Week 8, made one tackle as a defensive end.

## TRANSACTIONS


- Drafted by Seattle in the seventh round (251st overall) of the 2020 NFL Draft...Waived by Seattle (9/5/20)...Signed to Seattle practice squad (9/6/20)...Activated to Seattle active roster (10/31/20)...Reverted to Seattle practice squad (11/2/20)...Placed on practice squad/injured reserve by Seattle (11/23)...Signed reserve/future contract with Carolina (2/3/21).

## COLLEGE & PERSONAL

- Played in 49 games with 11 starts in four seasons (2016-19) at LSU...Recorded 46 receptions for 712 yards and three touchdowns...Caught 12 passes for 130 yards as a senior...As a junior, he was second on the team in receiving with 23 receptions for 363 yards, with two touchdowns...Went to Donaldsonville HS in Donaldsonville, La.

## SINGLE-GAME HIGHS: DEFENSIVE

**Total Tackles** 1 vs. San Francisco 49ers, Nov 01, 2020



*SAM*  
**TECKLENBURG**  
**6'4" // 310**  
**BAYLOR**  
**PLANO, TEXAS**

**71**  
**C**

EXPERIENCE (YEARS)		BIRTHDATE	ACQUIRED
NFL	PANTHERS		
<b>1</b>	<b>1</b>	<b>1.31.97</b>	<b>FA-20</b>

## PRO CAREER

- Saw action in two games in rookie season in 2020 for Carolina.

## TRANSACTIONS

- Signed as an undrafted free agent with Carolina (4/30/20)...Waived by Carolina (9/5/20)...Signed to Carolina practice squad (9/6/20)...Signed to Carolina's active roster from the practice squad (10/20/20)...Released by Carolina (11/5/20)...Signed to Carolina's practice squad (11/7/20)...Signed a reserve future contract with Carolina (1/4/21).

## COLLEGE & PERSONAL

- Spent five years at Baylor where he became a key team leader and anchor of the offensive line...Finished his career with 39 consecutive starts...Started all 14 games for the Bears as a fifth-year senior in 2019...Earned Second-Team All-Big 12 honors...Named 2019 Preseason All-Big 12...Earned the team's Academic Award at the conclusion of spring ball 2019...Started all 13 games at center in 2018...Named 2018 Academic All-Big 12 second team...Named Third-Team Preseason All-Big 12 and to the preseason 2018 Rimington Trophy watch list...Started all 12 games in 2017, making two starts at left guard before switching to center for the final 10 games...Transitioned to offensive line after spending his first two seasons at tight end...Played in all 13 games and made two starts at tight end in 2016...Recorded three catches for 40 yards and a touchdown on the year...Redshirted as a true freshman in 2015. Attended Plano High School in Plano, Texas...Two-way athlete played tight end, offensive line and defensive tackle...Completed undergraduate degree in sociology in Dec. 2018.

# ROOKIES



**CAROLINA  
PANTHERS**



**JAYCEE  
HORN**  
**6'1" // 200**  
**SOUTH CAROLINA**  
**ALPHARETTA, GA.**

**8**  
**CB**


EXPERIENCE (YEARS)		BIRTHDATE	ACQUIRED
NFL	PANTHERS	11.26.99	D1-21
R	R		

## TRANSACTIONS

- Selected by Carolina in the first round (8th overall) of the 2021 NFL Draft (4/29/21).

## COLLEGE & PERSONAL

- Played three seasons at South Carolina from 2018-20...Credited with 101 career tackles, 23 pass breakups and 2 interceptions...Earned second team All-SEC honors in 2020...According to PFF, led all SEC players with just a 33% completion percentage allowed...Led the team with eight passes defended and had two interceptions...Earned Walter Camp National Defensive Player of the Week honors after making two picks and four tackles at Auburn...Averaged 1.14 passes defended per game, ranking second in the SEC...In 2019, started all 12 games...Posted 40 tackles with nine pass breakups and two forced fumbles...Earned SEC All-Freshman honors in 2018, posting 45 tackles with 2.0 sacks and eight pass breakups...Tied for the SEC lead among freshmen with 4.0 tackles for loss...Became just the seventh true freshman to start in the season opener for South Carolina since the 2009 season...Went to Alpharetta HS in Alpharetta, Ga...Son of former NFL wide receiver Joe Horn.



**TERRACE  
MARSHALL JR.**  
**6'2" // 200**  
**LSU**  
**BOSSIER CITY, LA.**

**88**  
**WR**


EXPERIENCE (YEARS)		BIRTHDATE	ACQUIRED
NFL	PANTHERS	6.9.00	D2-21
R	R		

## TRANSACTIONS

- Selected by Carolina in the second round (59th overall) in the 2021 NFL Draft (4/30/21).

## COLLEGE & PERSONAL

- Appeared in 32 games during his LSU career, starting 20 times from 2018-20...Helped LSU win 2019 National Championship...Had 106 career receptions for 1,594 yards and 23 TDs...Tied for No. 4 in school history in career TD receptions (23)...One of only six players in LSU history with at 1,500 receiving yards and 20 TDs to his credit...Caught at least one pass in 27 of the 32 games in which he saw action...Had four games of at least 100-yards in his career and eight games with at least two TD receptions...In 2020, led LSU in receptions (48), receiving yards (731), and TDs (10)...Finished the season No. 3 in the SEC in receptions per game (6.9) and receiving yards per game (14.4)...In 2019, caught 46 passes for 671 yards and 13 TDs...The 13 receiving touchdowns rank No. 3 in school history for a single-season...Went to Parkway HS in Bossier City, La.



**BRADY  
CHRISTENSEN**  
 6'6" // 300  
 BYU  
 BOUNTIFUL, UTAH

**70**  
**T**

EXPERIENCE (YEARS)		BIRTHDATE	ACQUIRED
NFL	PANTHERS	9.27.96	D3A-21
R	R		

## TRANSACTIONS

- Selected by Carolina in the third round (70th overall) of the 2021 NFL Draft (4/30/21).

## COLLEGE & PERSONAL

- Played and started every game for three straight years (2018-20)...2020 Consensus All-American at left tackle...Named to 12 different All-America teams in 2020, including seven first-team honors...Team captain who set BYU record for most All-America awards in a single season...In 2020, achieved 96.0 grade at LT by PFF—setting new PFF record for highest graded season by OL player (Penei Sewell 95.5 in 2019)...Only allowed two pressures on 293 pass blocking regular season snaps...Named by Pro Football Focus No. 12 overall offensive lineman by performance in 2019...Led a 2019 offensive line unit that ranked No. 12 nationally as a group by PFF...Ranked second best freshman offensive tackle in college football by Pro Football Focus in 2018...Went to Bountiful HS in Bountiful, Utah.



**TOMMY  
TREMBLE**  
 6'4" // 250  
 NOTRE DAME  
 PEACHTREE CORNERS, GA.

**82**  
**TE**

EXPERIENCE (YEARS)		BIRTHDATE	ACQUIRED
NFL	PANTHERS	6.2.00	D3B-21
R	R		


## TRANSACTIONS

- Selected by Carolina in the third round (83rd overall) of the 2021 NFL Draft (4/30/21).

## COLLEGE & PERSONAL

- Played two seasons at Notre Dame in 2019 and 2020...He tallied 401 receiving yards on 35 receptions with four touchdowns in his career...He earned All-ACC honorable mention honors in 2020...An effective blocker, Tremble helped lead the Fighting Irish to the ACC Championship game in 2020...Ranked thirteenth overall in the ACC in total receiving yards (103), fifteenth in receptions per game (4.0) and eighteenth in receiving yards per game (51.5)...Averaged 53.5 all-purpose yards per game, the third-highest figure on the team...In 2019, played in all 13 games and ranked fourth on the team with 16 catches for 183 yards and 4 TDs...Went to Wesleyan HS in Peachtree Corners, Ga.





**CHUBA  
HUBBARD**  
**6'1" // 210**  
**OKLAHOMA STATE**  
ALBERTA, CANADA

**30**  
**RB**

EXPERIENCE (YEARS)		BIRTHDATE	ACQUIRED
<b>NFL</b>	<b>PANTHERS</b>		
<b>R</b>	<b>R</b>	<b>6.11.99</b>	<b>D4-21</b>

## TRANSACTIONS

- Selected by Carolina in the fourth round (126th overall) of the 2021 NFL Draft (5/1/21).

## COLLEGE & PERSONAL

- Played for Oklahoma State from 2018-20, putting together a record season in 2019...Totaled 3,459 rushing yards and 33 rushing touchdowns in career...Finished career ranked fourth in program history in rushing yards per game...Led all FBS with 2,094 rushing yards and 21 rushing touchdowns in 2019...Named consensus First Team All-American, Big 12 Offensive Player of the Year, and a finalist for the Walter Camp Player of the Year Award & Doak Walker Award in 2019...Battled injuries in 2020, but still earned second-team All-Big 12 honors...Finished with 625 rushing yards and five rushing touchdowns...In 2018, posted 9 total touchdowns, the most by any Oklahoma State freshman since 2004...Grew up in Sherwood Park, Alberta, Canada.



**DAVYON  
NIXON**  
**6'3" // 305**  
**IOWA**  
KENOSHA, WISC.

**94**  
**DT**


EXPERIENCE (YEARS)		BIRTHDATE	ACQUIRED
<b>NFL</b>	<b>PANTHERS</b>		
<b>R</b>	<b>R</b>	<b>12.13.98</b>	<b>DSA-21</b>

## TRANSACTIONS

- Selected by Carolina in the fifth round (158th overall) in the 2021 NFL Draft (5/1/21).

## COLLEGE & PERSONAL

- Played two seasons at Iowa in 2019-20 after transferring from Iowa Western Community College...Totaled 74 career tackles and 19.0 tackles for loss...A consensus All-American and Big Ten Defensive Player of the Year in 2020...Made 5.5 sacks and 13.5 tackles for loss in 2020, leading the Big Ten and ranking 13th in the country...Had a 71-yard interception return for a touchdown...Named one of three finalists for the Outland Trophy & one of five finalists for the Bronko Nagurski Award...In 2019, recorded 29 tackles including 5.5 tackles for loss...Went to Indian Trail HS in Kenosha, Wisc.



**KEITH  
TAYLOR**  
 6'3" // 195  
 WASHINGTON  
 LONG BEACH, CALIF.

**28**  
**CB**


EXPERIENCE (YEARS)		BIRTHDATE	ACQUIRED
NFL	PANTHERS		
R	R	5.3.99	DSB-21

## TRANSACTIONS

- Selected by Carolina in the fifth round (166th overall) of the 2021 NFL Draft (5/1/21).

## COLLEGE & PERSONAL

- Taylor played four seasons at Washington from 2017-20...Recorded 91 total tackles in his career at Washington, 3.5 for a loss...Had 10 passes defended...He started all 20 games in his last two seasons combined...A Junior in 2019, posted career-highs in total tackles (59), tackles for loss (2.0) and pass breakups (5)...Attended the 2021 Senior Bowl in Alabama...Went to Servite High School in Long Beach, Calif.



**DEONTE  
BROWN**  
 6'4" // 350  
 ALABAMA  
 DECATUR, ALA.

**77**  
**G**

EXPERIENCE (YEARS)		BIRTHDATE	ACQUIRED
NFL	PANTHERS		
R	R	1.15.98	D6A-21

## TRANSACTIONS

- Selected by Carolina in the sixth round (193rd overall) of the 2021 NFL Draft (5/1/21).

## COLLEGE & PERSONAL

- Brown played in 48 games for Alabama (2017-20), with 13 starts in 2020 at left guard...Allowed just half of a sack, one pressure and five hurries last year...Earned first team All-SEC honors from the league coaches and second team All-SEC by the Associated Press...Selected to Senior Bowl in 2021, playing alongside Panthers staff...Helped Alabama produce the nation's No. 1 scoring offense in 2020...Appeared in 9 games during the 2019 season at right guard...part of an offensive group that ranked No. 2 nationally in scoring, third in passing and sixth in total offense...Played in 12 total contests in 2018 and earned the starting job at left guard midway through the season...Two-time National Champion while at Alabama (2017 & 2020)...Went to Austin HS in Decatur, Ala.





**SHI SMITH**  
**5'10" // 190**  
**SOUTH CAROLINA**  
**UNION, S.C.**

**12**  
**WR**


EXPERIENCE (YEARS)		BIRTHDATE	ACQUIRED
NFL	PANTHERS	10.26.98	D6B-21
R	R		

## TRANSACTIONS

- Selected by Carolina in the sixth round (204th overall) of the 2021 NFL Draft (5/1/21).

## COLLEGE & PERSONAL

- Smith appeared in 43 games at South Carolina (2017-2020) with 35 starts...Made 174 receptions for 2,204 yards and 13 touchdowns...Finished career ranked fourth in receptions and eighth in receiving yards...Invited to 2021 Senior Bowl...In 2020, ranked fifth in the SEC in receptions per game (6.3) and ninth in receiving yards (70.3)...Paced the team with 57 receptions for 633 yards and 4 touchdowns...Earned Second-Team All-SEC honors from PFF...As a Junior in 2019, finished second on the squad with 43 receptions for 489 yards and a pair of touchdowns...Also returned 12 kicks for 263 yards, a 21.9-yard average...In 2018, hauled in 45 passes for 673 yards and 4 touchdowns over 12 games...As a Freshman in 2017, ranked third on the team in receiving yards (409) and second in yards per catch (14.1)...Attended Union County HS in Union, S.C.



**THOMAS FLETCHER**  
**6'1" // 235**  
**ALABAMA**  
**BRADENTON, FLA.**

**46**  
**LS**

EXPERIENCE (YEARS)		BIRTHDATE	ACQUIRED
NFL	PANTHERS	10.1.98	D6C-21
R	R		

## TRANSACTIONS

- Selected by Carolina in the sixth round (222nd overall) of the 2021 NFL Draft (5/1/21).

## COLLEGE & PERSONAL

- Fletcher played at Alabama from 2017-20, finishing perfect on all snapping duties for every snap in his four seasons with the Crimson Tide...Won the Patrick Mannelly Award for best long snapper in the country in 2020...Named First Team All-America by Rubio Long Snapping...Father, Tom, was a long snapper at San Diego State and played briefly for the Raiders and Seahawks...Two-time National Champion during career at Alabama (2017 & 2020)...Went to IMG Academy in Bradenton, Fla.



*PHIL*  
**HOSKINS**  
 6'5" // 280  
 KENTUCKY  
 TOLEDO, OHIO

**71**  
**DT**


EXPERIENCE (YEARS)		BIRTHDATE	ACQUIRED
NFL	PANTHERS	1.2.97	D7-21
R	R		

## TRANSACTIONS

- Selected by Carolina in the seventh round (232nd overall) in the 2021 NFL Draft (5/1/21).

## COLLEGE & PERSONAL

- At Kentucky, played in 31 career games with 11 starting assignments, all coming in the 2020 season...Totaled 53 tackles, 7.5 TFL, 4.0 sacks, seven QBH, one interception, one forced fumble and one fumble recovery...Accepted invitation to 2020 Hula Bowl...Tied team high with five QB hurries and an interception in 2020...Finished senior season with 30 total tackles and 4.0 tackles for loss...Came to Kentucky from Highland Community College...Went to Whitmer HS in Toledo, Ohio.



**SPENCER  
BROWN**  
 6'0" // 220  
 ALABAMA-BIRMINGHAM  
 WARRIOR, ALA.

**33**  
**RB**


EXPERIENCE (YEARS)		BIRTHDATE	ACQUIRED
NFL	PANTHERS	11.13.98	FA-21
R	R		

## TRANSACTIONS

- Signed as an undrafted free agent out of UAB (5/10/21).

## COLLEGE & PERSONAL

- Played four seasons at UAB (2017-20) where he set program records for career rushing yards (4,011), rushing touchdowns (41) and 100-yard rushing games (19)...Finished 11th in Conference USA history in career rushing yards...Only player in Conference USA history to be named Conference USA Championship Game MVP twice (2018 & 2020)...In 2020, earned All-Conference USA second team honors with 111.1 rushing yards per game...Finished his senior year as one of only two active players in the nation to rush for 4,000 career yards...Became UAB's career rushing leader as a Junior in 2019, posting 150 carries for 566 yards and 5 touchdowns...In 2018, finished his Sophomore campaign with 1,227 rushing yards and a school-record 16 rushing touchdowns...Was named First-Team All-Conference USA...Posted career highs as a freshman when he earned Freshman All-America honors and had 1,329 rushing yards with 10 touchdowns...Was named Conference USA Freshman of the Year and Second-Team All-Conference...Went to Mortimer Jordan HS in Warrior, Ala.



**C.J.  
SAUNDERS**  
 5'10" // 190  
 OHIO STATE  
 DUBLIN, OHIO

**15**  
**WR**

EXPERIENCE (YEARS)		BIRTHDATE	ACQUIRED
NFL	PANTHERS	9.15.96	FA-21
R	R		

## TRANSACTIONS

- Signed as an undrafted free agent with Carolina (6/1/21).

## COLLEGE & PERSONAL

- Went to Ohio State as a walk-on cornerback in 2016...Transitioned to wide receiver and earned a scholarship in 2017, making 17 receptions for 221 yards and a touchdown while averaging 20.1 yards per catch...Made 10 catches for 73 yards in 2018...Named a captain prior to 2019 season, but did not play due to injury...First walk-on to earn the honor since 2016...Spent time helping OSU coaching staff in 2020 while preparing for Buckeyes Pro Day...Three-time All-Academic Big 10 honoree...Went to Coffman HS in Dublin, Ohio.

# 2020 IN REVIEW



**CAROLINA  
PANTHERS**

# 2020 FINAL NFL STANDINGS

AMERICAN FOOTBALL CONFERENCE												
EAST DIVISION												
TEAM	W	L	T	PCT	PF	PA	NET PTS	HOME	AWAY	CONF	DIV	STREAK
Buffalo Bills	13	3	0	.813	501	375	126	7-1-0	6-2-0	10-2-0	6-0-0	Won 6
Miami Dolphins	10	6	0	.625	404	338	66	5-3-0	5-3-0	7-5-0	3-3-0	Lost 1
New England Patriots	7	9	0	.438	326	353	-27	5-3-0	2-6-0	6-6-0	3-3-0	Won 1
New York Jets	2	14	0	.125	243	457	-214	1-7-0	1-7-0	1-11-0	0-6-0	Lost 1

NORTH DIVISION												
TEAM	W	L	T	PCT	PF	PA	NET PTS	HOME	AWAY	CONF	DIV	STREAK
Pittsburgh Steelers	12	4	0	.750	416	312	104	7-1-0	5-3-0	9-3-0	4-2-0	Lost 1
Baltimore Ravens	11	5	0	.688	468	303	165	5-3-0	6-2-0	7-5-0	4-2-0	Won 5
Cleveland Browns	11	5	0	.688	408	419	-11	6-2-0	5-3-0	7-5-0	3-3-0	Won 1
Cincinnati Bengals	4	11	1	.281	311	424	-113	3-5-0	1-6-1	4-8-0	1-5-0	Lost 1

SOUTH DIVISION												
TEAM	W	L	T	PCT	PF	PA	NET PTS	HOME	AWAY	CONF	DIV	STREAK
Indianapolis Colts	11	5	0	.688	451	362	89	6-2-0	5-3-0	7-5-0	4-2-0	Won 1
Tennessee Titans	11	5	0	.688	491	439	52	5-3-0	6-2-0	8-4-0	5-1-0	Won 1
Houston Texans	4	12	0	.250	384	464	-80	2-6-0	2-6-0	3-9-0	2-4-0	Lost 5
Jacksonville Jaguars	1	15	0	.063	306	492	-186	1-7-0	0-8-0	1-11-0	1-5-0	Lost 15

WEST DIVISION												
TEAM	W	L	T	PCT	PF	PA	NET PTS	HOME	AWAY	CONF	DIV	STREAK
Kansas City Chiefs	14	2	0	.875	473	362	111	6-2-0	8-0-0	10-2-0	4-2-0	Lost 1
Las Vegas Raiders	8	8	0	.500	434	478	-44	2-6-0	6-2-0	6-6-0	4-2-0	Won 1
Los Angeles Chargers	7	9	0	.438	384	426	-42	4-4-0	3-5-0	6-6-0	3-3-0	Won 4
Denver Broncos	5	11	0	.313	323	446	-123	2-6-0	3-5-0	4-8-0	1-5-0	Lost 3

NATIONAL FOOTBALL CONFERENCE												
EAST DIVISION												
TEAM	W	L	T	PCT	PF	PA	NET PTS	HOME	AWAY	CONF	DIV	STREAK
Washington	7	9	0	.438	335	329	6	3-5-0	4-4-0	5-7-0	4-2-0	Won 1
New York Giants	6	10	0	.375	280	357	-77	3-5-0	3-5-0	5-7-0	4-2-0	Won 1
Dallas Cowboys	6	10	0	.375	395	473	-78	4-4-0	2-6-0	5-7-0	2-4-0	Lost 1
Philadelphia Eagles	4	11	1	.281	334	418	-84	3-4-1	1-7-0	4-8-0	2-4-0	Lost 3

NORTH DIVISION												
TEAM	W	L	T	PCT	PF	PA	NET PTS	HOME	AWAY	CONF	DIV	STREAK
Green Bay Packers	13	3	0	.813	509	369	140	7-1-0	6-2-0	10-2-0	5-1-0	Won 6
Chicago Bears	8	8	0	.500	372	370	2	3-5-0	5-3-0	6-6-0	2-4-0	Lost 1
Minnesota Vikings	7	9	0	.438	430	475	-45	3-5-0	4-4-0	5-7-0	4-2-0	Won 1
Detroit Lions	5	11	0	.313	377	519	-142	1-7-0	4-4-0	4-8-0	1-5-0	Lost 4

SOUTH DIVISION												
TEAM	W	L	T	PCT	PF	PA	NET PTS	HOME	AWAY	CONF	DIV	STREAK
New Orleans Saints	12	4	0	.750	482	337	145	6-2-0	6-2-0	10-2-0	6-0-0	Won 2
Tampa Bay Buccaneers	11	5	0	.688	492	355	137	5-3-0	6-2-0	8-4-0	4-2-0	Won 4
Carolina Panthers	5	11	0	.313	350	402	-52	2-6-0	3-5-0	4-8-0	1-5-0	Lost 1
Atlanta Falcons	4	12	0	.250	396	414	-18	2-6-0	2-6-0	2-10-0	1-5-0	Lost 5

WEST DIVISION												
TEAM	W	L	T	PCT	PF	PA	NET PTS	HOME	AWAY	CONF	DIV	STREAK
Seattle Seahawks	12	4	0	.750	459	371	88	7-1-0	5-3-0	9-3-0	4-2-0	Won 4
Los Angeles Rams	10	6	0	.625	372	296	76	6-2-0	4-4-0	9-3-0	3-3-0	Won 1
Arizona Cardinals	8	8	0	.500	410	367	43	4-4-0	4-4-0	6-6-0	2-4-0	Lost 2
San Francisco 49ers	6	10	0	.375	376	390	-14	1-7-0	5-3-0	4-8-0	3-3-0	Lost 1

# 2020 TEAM STATS

WON 5, LOST 11				MATT RHULE (16 GAMES)	
09/13	L	30-34	Las Vegas		
09/20	L	17-31	at Tampa Bay		
09/27	W	21-16	at L.A. Chargers		
10/04	W	31-21	Arizona	5,120	
10/11	W	23-16	at Atlanta	6,656	
10/18	L	16-23	Chicago	5,240	
10/25	L	24-27	at New Orleans	3,000	
10/29	L	17-25	Atlanta	5,240	
11/08	L	31-33	at Kansas City	12,073	
11/15	L	23-46	Tampa Bay	5,815	
11/22	W	20-0	Detroit	5,546	
11/29	L	27-28	at Minnesota		
12/13	L	27-32	Denver	5,768	
12/19	L	16-24	at Green Bay		
12/27	W	20-13	at Washington		
01/03	L	7-33	New Orleans	1,500	

2020 TEAM STATISTICS				CAR	OPP.
FIRST DOWNS					
				335	360
Rushing				110	114
Passing				192	211
Penalty				33	35
Third Down-Made/Att				76/195	98/199
Third Down Efficiency				39.0%	49.2%
Fourth Down-Made/Att				15/27	6/10
Fourth Down Efficiency				55.6%	60.0%
TOTAL NET YARDS					
				5,592	5,761
Avg. Per Game				349.5	360.1
Total Plays				993	1,022
Avg. Per Play				5.6	5.6
NET YARDS RUSHING					
				1,704	1,836
Avg. Per Game				106.5	121.0
Total Rushes				407	408
Avg. Per Rush				4.2	4.7
NET YARDS PASSING					
				3,888	3,925
Avg. Per Game				243.0	239.1
Sacked/Yards Lost				36/241	29/199
Gross Yards				4,129	4,024
Attempts/Completions				550/373	585/398
Pct. of Completion				67.8%	68.0%
Had Intercepted				16	7
PUNTS/AVERAGE					
				45/46.3	51/43.8
Net Punting Average				40.8	40.7
PUNT RETURN/AVERAGE					
				20/5.9	18/10.2
KICKOFF RETURN/AVG.					
				29/25.3	7/20.6
INTERCEPTION RETURN/AVG.					
				7/15.7	16/7.3
PENALTIES/YARDS					
				95/752	85/713
FUMBLE/BALL LOST					
				13/5	22/15
TOUCHDOWNS					
				38	46
Rushing				19	17
Passing				16	28
Returns				3	1
EXTRA POINTS/ATTEMPTS					
				33/36	37/43
TWO POINT CONVERSION/ATT.					
				1/2	1/3
FIELD GOALS/ATTEMPTS					
				29/26	29/21
AVG. TIME OF POSSESSION					
				31:00	28:00

SCORE BY PERIODS	Q1	Q2	Q3	Q4	OT	PTS
TEAM	89	107	58	96	0	350
OPPONENTS	85	117	80	120	0	402

SCORING	TD	RU	PA	RT	K-PAT	FG	2PT	S	PTS
J. Slye	0	0	0	0	33/36	29/36	0	0	120
M. Davis	8	6	2	0	0/0	0/0	0	0	48
C. McCaffrey	6	5	1	0	0/0	0/0	0	0	36
T. Bridgewater	5	5	0	0	0/0	0/0	0	0	30
C. Samuel	5	2	3	0	0/0	0/0	0	0	30
D. Moore	4	0	4	0	0/0	0/0	0	0	24
R. Anderson	3	0	3	0	0/0	0/0	1	0	20
J. Chinn	2	0	0	2	0/0	0/0	0	0	12
R. Bonnafon	1	0	1	0	0/0	0/0	0	0	6
R. Smith	1	1	0	0	0/0	0/0	0	0	6
I. Thomas	1	0	1	0	0/0	0/0	0	0	6
C. Thompson	1	0	1	0	0/0	0/0	0	0	6
B. Zylstra	1	0	0	1	0/0	0/0	0	0	6
TEAM	38	19	16	3	33/36	29/36	1	0	350
OPPONENTS	46	17	28	1	37/43	29/31	1	0	402

2-Pt Conv: R. Anderson 1, TM 1-2, OPP 1-3

J. Slye: (47G, 46G, 31G) (23G) (29G, 24G, 30G, 22G, 31G) (27G, 42WR) (38G, 39G, 22G) (21G, 20G, 54WR, 48G) (43G, 65SR) (39G) (47G, 51LU, 67WR) (46G) (56G, 37G) (28G, 40G, 21G, 54WL) (35G, 26G) (38G, 22G, 33G) (-1-)

OPP: (20G, 54G) (33G) (41G) (46G, 31G, 54G) (31G, 55G, 31G) (41G, 43G) (20G, 37G, 36G, 29G) (39G, 55G, 48WL) (23G, 24G, 21G, 40G) (51WL) (33G, 25G) (51G) (48G, 26G) (33G, 48G)

SACKS: B. Burns 9.0, E. Obada 5.5, M. Haynes 4.0, Y. Gross-Matos 2.5, Z. Kerr 2.0, D. Brown 2.0, S. Franklin 1.0, B. Roy 1.0, T. Boston 1.0, J. Chinn 1.0, TM 29.0, OPP 36.0

PASSING	ATT	CMP	YDS	CMP%	YDS/ATT	TD	TD%	INT	INT%	LONG	SACK	LOS	RATING
T. Bridgewater	492	340	3,733	69.1	7.6	15	3.0	11	2.2	75t	31.0	205	92.1
P. Walker	56	32	368	57.1	6.6	1	1.8	5	8.9	52	4.0	31	45.8
J. Charlton	1	1	28	100.0	28.0	0	0.0	0	0.0	28	1.0	5	118.8
D. Moore	1	0	0	0.0	0.0	0	0.0	0	0.0	0	0.0	0	39.6
TEAM	550	373	4,129	67.8	7.5	16	2.9	16	2.9	75t	36	241	87.5
OPPONENTS	585	398	4,024	68.0	6.9	28	4.8	7	1.2	50	29	199	98.4

RUSHING	NO.	YDS	AVG	LONG	TD
M. Davis	165	642	3.9	25	6
T. Bridgewater	53	279	5.3	18t	5
C. McCaffrey	59	225	3.8	15	5
C. Samuel	41	200	4.9	45	2
R. Smith	41	156	3.8	13	1
R. Bonnafon	12	69	5.8	22	0
T. Cannon	10	33	3.3	13	0
J. Chinn	2	29	14.5	28	0
T. Stevens	4	24	6.0	10	0
D. Moore	2	22	11.0	21	0
R. Anderson	4	15	3.8	11	0
A. Armah	6	9	1.5	3	0
M. Hartsfield	2	10	5.0	2	0
B. Zylstra	1	1	1.0	1	0
P. Walker	5	-2	-0.4	2	0
TEAM	407	1,704	4.2	45	19
OPPONENTS	408	1,836	4.7	98t	17

RECEIVING	TAR	NO.	YDS	AVG	LONG	TD
R. Anderson	136	93	1,098	11.5	75t	3
D. Moore	118	66	1,193	18.1	74t	4
C. Samuel	97	77	851	11.1	44	3
M. Davis	70	59	373	6.3	23	2
I. Thomas	31	20	145	7.3	21	1
C. McCaffrey	19	17	149	8.8	24	1
R. Smith	11	9	59	6.6	12	0
A. Armah	9	5	18	3.6	14	0
P. Cooper	8	5	73	14.6	32	0
C. Manherzt	8	6	52	8.7	17	0
S. Roberts	6	4	31	7.8	12	0
B. Zylstra	4	3	35	11.7	28	0
T. Cannon	3	3	16	5.3	19	0
R. Bonnafon	2	2	18	9.0	15	1
K. Kirkwood	2	1	13	13.0	13	0
C. Thompson	2	1	7	7.0	7t	1
P. Walker	1	0	0	0.0	0	0
TEAM	527	373	4,129	11.1	75t	16
OPPONENTS	564	398	4,024	10.1	50	28

INTERCEPTIONS	NO.	YDS	AVG	LONG	TD
D. Jackson	3	110	36.7	66	0
J. Burris	1	0	0.0	0	0
T. Whitehead	1	0	0.0	0	0
T. Boston	1	0	0.0	0	0
J. Chinn	1	0	0.0	0	0
TEAM	7	110	15.7	66	0
OPPONENTS	16	116	7.3	48	0

FUMBLES	FUM	LST	FF	REC	TD
T. Bridgewater	6	3	0	1	0
R. Anderson	1	1	0	0	0
M. Davis	1	1	0	0	0
C. Samuel	1	0	0	1	0
P. Cooper	1	0	0	0	0
R. Smith	1	0	0	1	0
P. Walker	1	0	0	1	0
D. Daley	0	0	0	1	0
I. Thomas	0	0	0	1	0
D. Moore	0	1	0	1	0
TEAM	13	5	1	6	0
OPPONENTS	22	15	0	3	0

PUNTING	NO.	YDS	AVG	NET	TB	IN	LG	B
J. Charlton	45	2,082	46.3	40.8	3	21	67	0
TEAM	45	2,082	46.3	40.8	3	21	67	0
OPPONENTS	51	2,233	43.8	40.7	2	22	65	0

PUNT RETURNS	RET	FC	YDS	AVG	LONG	TD
P. Cooper	20	18	117	5.9	20	0
TEAM	20	18	117	5.9	20	0
OPPONENTS	18	16	184	10.2	83t	1

KICKOFF RETURNS	NO.	YDS	AVG	LONG	TD
P. Cooper	18	430	23.9	38	0
T. Cannon	10	298	29.8	98	0
B. Zylstra	1	6	6.0	6	0
TEAM	29	734	25.3	98	0
OPPONENTS	7	144	20.6	29	0

FIELD GOALS	1-19	20-29	30-39	40-49	50+
J. Slye	0/0	11/12	10/10	7/8	1/6
TEAM	0/0	11/12	10/10	7/8	1/6
OPPONENTS	0/0	8/8	8/8	7/8	6/7



# 2020 DEFENSIVE INDIVIDUAL STATS

2020 REGULAR SEASON CAROLINA PANTHERS DEFENSIVE STATS (THROUGH WEEK 17)											
POS	PLAYER	TOTAL	TKL.	AST.	TFL	SACKS	PRES	FR	FF	INT.	PD
FS/SA	J. Chinn	116	68	48	2	1.0	5	2	2	1	5
M											
WILL	S. Thompson	114	64	50	6	0.0	2	1	2	0	5
FS	T. Boston	95	61	34	3	1.0	2	2	1	1	4
CB	R. Douglas	62	50	12	1	0.0	0	0	0	0	9
DE	B. Burns	58	35	23	8	9.0	21	0	3	0	4
SS	J. Burris	53	34	19	3	0.0	1	0	0	1	4
MIKE	T. Whitehead	51	27	24	0	0.0	1	1	0	1	1
MIKE/ SAM	J. Carter Jr.	43	21	22	2	0.0	0	1	0	0	1
CB	T. Pride Jr.	41	26	15	1	0.0	0	0	0	0	2
CB	C. Elder	37	27	10	1	0.0	0	0	1	0	3
CB	D. Jackson	34	22	12	1	0.0	0	0	0	3	11
DT	D. Brown	34	21	13	8	2.0	12	0	0	0	4
DT	Z. Kerr	32	11	21	2	2.0	9	0	1	0	2
DT	B. Roy	29	13	16	2	1.0	5	0	0	0	0
DE	Y. Gross-Matos	24	9	15	2	2.5	6	0	1	0	0
SS	S. Franklin	22	15	7	1	1.0	1	0	0	0	1
DE	M. Haynes	18	15	3	4	4.0	5	2	1	0	1
DE	E. Obada	18	10	8	4	5.5	15	2	1	0	0
DE	S. Weatherly	17	7	10	1	0.0	3	0	0	0	0
WILL	A. Taylor	16	9	7	1	0.0	0	0	0	0	0
FS	M. Hartsfield	13	8	5	1	0.0	0	1	0	0	1
DE	A. Larkin	12	5	7	1	0.0	0	0	0	0	0
CB	S. Thomas-Oliver	7	6	1	0	0.0	0	0	0	0	0
DT	K. Short	6	3	3	0	0.0	1	0	0	0	0
CB	E. Apple	4	3	1	0	0.0	0	0	0	0	0
DT	W. Hamilton	3	2	1	0	0.0	0	1	0	0	0
WILL	J. Stanford	3	1	2	0	0.0	0	0	0	0	0
	C. Johnston	1	0	1	0	0.0	0	0	0	0	0
PANTHERS TOTALS		963	573	390	55	29.0	89	13	13	7	58
OPP. TOTALS		943	612	331	74	36.0	78	6	9	16	69

Ast.=Assist, TFL=Tackle for a Loss, Int.=Interception, FR=Fumble Recovery, FF=Forced Fumble, PD=Pass Defense

2020 PANTHERS SPECIAL TEAMS				
POS.	PLAYER	TKL	AST	COMB.
WILL	J. Stanford	3	4	7
RB/MOR	T. Cannon	5	1	6
CB	C. Elder	1	2	3
WILL	A. Taylor	1	2	3
MIKE/SAM	J. Carter Jr.	0	3	3
PK/NO	J. Slye	2	0	2
RB	R. Bonafon	1	0	1
FS	M. Hartsfield	1	0	1
CB	T. Pride Jr.	1	0	1
FS/SAM	J. Chinn	0	1	1
SS	S. Franklin	0	1	1
LS	J. Jansen	0	1	1
SS	K. Robinson	0	1	1
TOTALS		15	16	31

DEFENSIVE STATS BY RANK									
SACKS		INTERCEPTIONS		TACKLES FOR LOSS		PASSES DEFENDED		PRES	
PLAYER	NO.	PLAYER	NO.	PLAYER	NO.	PLAYER	NO.	PLAYER	NO.
B. Burns	9.0	D. Jackson	3	D. Brown	8	D. Jackson	11	B. Burns	21
E. Obada	5.5	T. Boston	1	B. Burns	8	R. Douglas	9	E. Obada	15
M. Haynes	4.0	J. Burris	1	S. Thompson	6	J. Chinn	5	D. Brown	12
Y. Gross-Matos	2.5	J. Chinn	1	M. Haynes	4	S. Thompson	5	Z. Kerr	9
D. Brown	2.0	T. Whitehead	1	E. Obada	4	T. Boston	4	Y. Gross-Matos	6
Z. Kerr	2.0			T. Boston	3	D. Brown	3	J. Chinn	5
T. Boston	1.0			J. Burris	3	B. Burns	4	M. Haynes	5
J. Chinn	1.0			J. Carter Jr.	2	J. Burris	4	B. Roy	5
S. Franklin	1.0			J. Chinn	2	C. Elder	3	S. Weatherly	3
B. Roy	1.0			Y. Gross-Matos	2	Z. Kerr	2	T. Boston	2
				Z. Kerr	2	T. Pride Jr.	2	S. Thompson	2
				B. Roy	2	J. Carter Jr.	1	J. Burris	1
				R. Douglas	1	S. Franklin	1	S. Franklin	1
				C. Elder	1	M. Hartsfield	1	K. Short	1
				S. Franklin	1	M. Haynes	1	T. Whitehead	1
				M. Hartsfield	1	T. Whitehead	1		
				D. Jackson	1				
				A. Larkin	1				
				T. Pride Jr.	1				
				A. Taylor	1				
				S. Weatherly	1				

# 2020 GXG: OFFENSE

2020 REGULAR SEASON PANTHERS GAME-BY-GAME OFFENSE																	
	09/13	09/20	09/27	10/04	10/11	10/18	10/25	10/29	11/08	11/15	11/22	11/29	12/13	12/19	12/27	01/03	
	@ LV	@ TB	@ LAC	ARI	@ ATL	CHI	@ NO	ATL	@ KC	TB	DET	@ MIN	DEN	@ GB	@ WAS	NO	Totals
<b>FIRST DOWNS</b>																	
Total	22	24	14	30	24	23	18	18	30	13	20	21	22	20	19	17	335
Rushing	8	5	2	11	5	8	4	6	7	5	7	10	8	10	7	7	110
Passing	13	18	10	17	18	8	11	9	18	7	12	10	13	8	11	9	192
Penalty	1	1	2	2	1	7	3	3	5	1	1	1	1	2	1	1	33
<b>THIRD DOWNS</b>																	
Attempts	13	11	12	11	12	13	9	10	16	9	15	14	14	12	15	9	195
Converted	7	6	3	7	6	3	6	2	7	1	5	6	6	4	6	1	76
Percentage	53.8	54.5	25.0	63.6	50.0	23.1	66.7	20.0	43.8	11.1	33.3	42.9	42.9	33.3	40.0	11.1	39.0
<b>FOURTH DOWNS</b>																	
Attempts	2	2	0	1	0	2	0	3	3	3	0	1	1	2	3	4	27
Converted	1	1	0	1	0	1	0	1	3	1	0	1	0	1	2	2	15
Percentage	50.0	50.0	0	100.0	0	50.0	0	33.3	100.0	33.3	0	100.0	0.0	50.0	66.7	50.0	55.6
<b>TOT. OFFENSE</b>																	
Net Yards	388	427	302	444	437	303	283	304	435	187	374	374	370	364	280	320	5,592
Plays	65	71	51	72	63	62	43	52	76	47	70	64	65	65	67	60	993
Avg./Play	6.0	6.0	5.9	6.2	6.9	4.9	6.6	5.8	5.7	4.0	5.3	5.8	5.7	5.6	4.2	5.3	5.6
<b>RUSHING</b>																	
Net Yards	129	87	81	168	124	112	37	147	104	65	116	107	125	115	113	74	1,704
Rush. Att.	30	24	21	35	27	29	14	22	24	16	34	28	21	27	35	20	407
Avg./Att.	4.3	3.6	3.9	4.8	4.6	3.9	2.6	6.7	4.3	4.1	3.4	3.8	6.0	4.3	3.2	3.7	4.2
<b>PASSING</b>																	
Net Yards	259	340	221	276	313	191	246	157	331	122	258	267	245	249	167	246	3,888
Attempts	34	42	28	37	36	29	28	27	50	28	35	36	40	35	28	37	550
Completions	22	33	22	26	27	16	23	16	37	20	24	19	30	21	19	18	373
Intercepted	0	2	0	1	0	2	0	1	0	1	2	1	0	0	1	5	16
Gross Yards	269	367	235	276	313	216	254	179	338	148	258	267	283	258	197	271	4,129
Sacked	1.0	5.0	2.0	0.0	0.0	4.0	1.0	3.0	2.0	3.0	1.0	0.0	4.0	3.0	4.0	3.0	36.0
Yards Lost	10	27	14	0	0	25	8	22	7	26	0	0	38	9	30	25	241
<b>ADVANCES</b>																	
Rushes	30	24	21	35	27	29	14	22	24	16	34	28	21	27	35	20	407
Completions	22	33	22	26	27	16	23	16	37	20	24	19	30	21	19	18	373
Totals	52	57	43	61	54	45	37	38	61	36	58	47	51	48	54	38	780
Total Drives	10	12	10	10	9	11	7	8	9	11	11	9	11	10	12	11	161
<b>PENALTIES</b>																	
Number	5	9	3	10	4	8	1	6	12	5	7	7	7	7	3	1	95
Yards	65	77	30	72	25	69	5	30	82	40	45	58	48	66	35	5	752
<b>FUMBLES</b>																	
Number	0	3	0	0	0	1	0	0	1	0	2	0	0	2	2	2	13
Lost	0	2	0	0	0	1	0	0	0	0	0	0	0	1	1	0	5
<b>PUNTING</b>																	
Yards	120	101	189	42	134	49	51	78	65	217	189	116	174	183	235	139	2,082
Punts	2	2	4	1	3	1	1	2	2	4	4	3	4	4	5	3	45
Net Avg.	41.5	40.5	44.8	42.0	37.0	49.0	47.0	39.0	29.5	54.3	38.3	38.7	22.8	44.5	47.0	39.7	40.8
Gross Avg.	60.0	50.5	47.3	42.0	44.7	49.0	51.0	39.0	32.5	54.3	47.3	38.7	43.5	45.8	47.0	46.3	46.3
<b>SCORING</b>																	
Points	30	17	21	31	23	16	24	17	31	23	20	27	27	16	20	7	350
Q1	9	0	6	14	3	3	3	7	7	14	7	0	0	3	6	7	89
Q2	6	0	12	7	17	3	14	7	10	3	0	7	7	0	14	0	107
Q3	0	7	0	7	0	0	7	3	0	0	10	14	3	7	0	0	58
Q4	15	10	3	3	3	10	0	0	14	6	3	6	17	6	0	0	96
OT	0	0	0	0	0	0	0	0	0	0	0	0	0	0	0	0	0
TD Rushing	2	2	0	2	0	1	1	2	1	1	1	0	3	1	1	1	19
TD Passing	1	0	1	2	2	0	2	1	2	2	1	1	0	0	1	0	16
TD KO Returns	0	0	0	0	0	0	0	0	0	0	0	0	0	0	0	0	0
TD Punt Returns	0	0	0	0	0	0	0	0	0	0	0	0	0	0	0	0	0
TD Sp. Teams	0	0	0	0	0	0	0	0	0	0	0	0	0	0	1	0	1
TD Def. Returns	0	0	0	0	0	0	0	0	0	0	0	2	0	0	0	0	2
FG Attempts	3	1	5	2	3	4	2	1	3	1	2	4	2	3	0	0	36
FG Made	3	1	5	1	3	3	1	1	1	1	2	2	2	3	0	0	29
Safety	0	0	0	0	0	0	0	0	0	0	0	0	0	0	0	0	0
2-Pt Attempts	1	0	0	0	0	0	0	0	0	1	0	0	0	0	0	0	2
2-Pt Made	1	0	0	0	0	0	0	0	0	0	0	0	0	0	0	0	1
Time of Possession	28:48	34:32	28:49	37:08	33:05	31:06	25:19	23:30	38:01	23:55	36:48	28:47	30:28	30:51	35:36	29:06	495:49



# 2020 GXG: DEFENSE

2020 REGULAR SEASON PANTHERS GAME-BY-GAME DEFENSE																	
	09/13	09/20	09/27	10/04	10/11	10/18	10/25	10/29	11/08	11/15	11/22	11/29	12/13	12/19	12/27	01/03	
	@	@	@		@		@		@			@		@	@		Totals
	LV	TB	LAC	ARI	ATL	CHI	NO	ATL	KC	TB	DET	MIN	DEN	GB	WAS	NO	
<b>FIRST DOWNS</b>																	
Total	23	20	26	21	21	22	26	28	24	30	10	26	23	20	20	20	360
Rushing	10	5	7	6	10	5	9	10	3	9	0	7	7	9	8	9	114
Passing	11	11	18	11	11	14	16	14	18	18	9	18	13	8	10	11	211
Penalty	2	4	1	4	0	3	1	4	3	3	1	1	3	3	2	0	35
<b>THIRD DOWNS</b>																	
Attempts	11	11	15	9	13	14	14	9	11	16	14	13	8	12	15	14	199
Converted	6	5	10	3	6	7	12	3	6	10	3	6	3	5	7	6	98
Percentage	54.5	45.5	66.7	33.3	46.2	50.0	85.7	33.3	54.5	62.5	21.4	46.2	37.5	41.7	46.7	42.9	49.2
<b>FOURTH DOWNS</b>																	
Attempts	0	0	0	0	1	0	0	0	0	1	3	1	0	0	3	1	10
Converted	0	0	0	0	1	0	0	0	0	1	1	1	0	0	1	1	6
Percentage	0	0	0	0	100.0	0	0	0	0	100.0	33.3	100.0	0	0	33.3	100.0	60.0
<b>TOT. OFFENSE</b>																	
Net Yards	372	339	436	262	373	261	415	401	397	544	185	387	365	291	386	347	5,761
Plays	61	57	74	55	63	64	67	68	58	77	55	71	58	61	69	64	1,022
Avg./Play	6.1	5.9	5.9	4.8	5.9	4.1	6.2	5.9	6.8	7.1	3.4	5.5	6.3	4.8	5.6	5.4	5.6
<b>RUSHING</b>																	
Net Yards	133	122	117	129	166	63	138	131	36	210	40	96	96	195	108	156	1,936
Rush. Att.	31	22	23	23	24	25	29	36	11	37	17	24	30	27	19	30	408
Avg./Att.	4.3	5.5	5.1	5.6	6.9	2.5	4.8	3.6	3.3	5.7	2.4	4.0	3.2	7.2	5.7	5.2	4.7
<b>PASSING</b>																	
Net Yards	239	217	319	133	207	198	277	270	361	334	145	291	269	96	278	191	3,825
Attempts	30	35	49	31	37	39	37	30	45	39	33	45	27	29	47	32	585
Completions	22	23	35	24	21	23	30	21	30	28	18	34	21	20	26	22	398
Intercepted	0	1	1	0	1	1	0	1	0	0	0	0	0	0	2	0	7
Gross Yards	239	217	330	133	226	198	287	281	372	341	178	307	280	143	291	201	4,024
Sacked	0.0	0.0	2.0	1.0	2.0	0.0	1.0	2.0	2.0	1.0	5.0	2.0	1.0	5.0	3.0	2.0	29.0
Yards Lost	0	0	11	0	19	0	10	11	11	7	33	16	11	47	13	10	199
<b>ADVANCES</b>																	
Rushes	31	22	23	23	24	25	29	36	11	37	17	24	30	27	19	30	408
Completions	22	23	35	24	21	23	30	21	30	28	18	34	21	20	26	22	398
Totals	53	45	58	47	45	48	59	57	41	65	35	58	51	47	45	52	806
Total Drives	9	11	10	9	9	11	7	9	9	11	11	11	10	11	11	12	161
<b>PENALTIES</b>																	
Number	3	5	8	5	3	10	6	6	8	3	4	8	2	5	5	4	85
Yards	40	37	60	29	40	92	50	63	75	30	20	52	18	50	26	31	713
<b>FUMBLES</b>																	
Number	1	1	4	1	1	1	1	0	1	1	1	3	2	0	2	2	22
Lost	0	1	3	1	0	0	1	0	1	1	1	3	1	0	2	0	15
<b>PUNTING</b>																	
Yards	127	168	119	207	139	177	0	39	36	0	253	153	177	275	154	209	2,233
Punts	3	4	3	5	3	4	0	1	1	0	6	3	4	6	3	5	51
Net Avg.	32.7	42.3	37.0	40.2	47.3	37.0	0.0	39.0	36.0	0.0	38.7	44.3	44.3	42.5	44.7	40.2	40.7
Gross Avg.	42.3	42.0	39.7	41.4	46.3	44.3	0.0	39.0	36.0	0.0	42.2	51.0	44.3	45.8	51.3	41.8	43.8
<b>SCORING</b>																	
Points	34	31	16	21	16	23	27	25	33	46	0	28	32	24	13	33	402
Q1	7	14	0	0	7	7	7	6	3	7	0	7	6	7	0	7	85
Q2	10	7	7	7	0	6	14	10	10	10	0	3	7	14	3	9	117
Q3	10	0	3	7	3	7	3	3	7	12	0	0	12	0	3	10	80
Q4	7	10	6	7	6	3	3	6	13	17	0	18	7	3	7	7	120
OT	0	0	0	0	0	0	0	0	0	0	0	0	0	0	0	0	0
TD Rushing	3	3	1	0	1	1	1	2	0	2	0	0	0	2	0	1	17
TD Passing	1	1	1	3	0	1	2	0	4	3	0	3	4	1	1	3	28
TD KO Returns	0	0	0	0	0	0	0	0	0	0	0	0	0	0	0	0	0
TD Punt Returns	0	0	0	0	0	0	0	0	0	0	0	0	1	0	0	0	1
TD Sp. Teams	0	0	0	0	0	0	0	0	0	0	0	0	0	0	0	0	0
TD Def. Returns	0	0	0	0	0	0	0	0	0	0	0	0	0	0	0	0	0
FG Attempts	2	1	1	0	3	3	2	4	3	4	1	2	0	1	2	2	31
FG Made	2	1	1	0	3	3	2	4	2	4	0	2	0	1	2	2	29
Safety	0	0	0	0	0	0	0	0	0	0	0	0	0	0	0	0	0
2-Pt Attempts	0	0	1	0	0	0	0	0	0	0	0	1	1	0	0	0	3
2-Pt Made	0	0	0	0	0	0	0	0	0	0	0	1	0	0	0	0	1
Time of Possession	31:12	25:28	31:11	22:52	26:55	28:54	34:41	36:30	21:59	36:05	23:12	31:13	29:32	29:09	24:24	30:54	464:11



2020 GXG STATS: PASSING

2020 REGULAR SEASON INDIVIDUAL GAME-BY-GAME STATS														
PASSING:		TEDDY BRIDGEWATER												
DATE	OPP.	ATT	CMP	YDS	CMP%	Y/A	Y/C	TD	TD%	INT	INT%	LG	SK/YD	RATE
09/13	Las Vegas	34	22	269	64.7%	7.9	12.2	1	2.9%	0	0.0%	75t	1/10	98.8
09/20	at Tampa Bay	42	33	367	78.6%	8.7	11.1	0	0.0%	2	4.8%	39	5/27	83.2
09/27	at L.A. Chargers	28	22	235	78.6%	8.4	10.7	1	3.6%	0	0.0%	38	2/14	113.5
10/04	Arizona	37	26	276	70.3%	7.5	10.6	2	5.4%	1	2.7%	24	0/0	98.5
10/11	at Atlanta	36	27	313	75.0%	8.7	11.6	2	5.6%	0	0.0%	57t	0/0	119.3
10/18	Chicago	29	16	216	55.2%	7.4	13.5	0	0.0%	2	6.9%	39	4/25	50.4
10/25	at New Orleans	28	23	254	82.1%	9.1	11.0	2	7.1%	0	0.0%	74t	1/8	128.3
10/29	Atlanta	23	15	176	65.2%	7.7	11.7	1	4.3%	1	4.3%	42	3/22	84.7
11/08	at Kansas City	49	36	310	73.5%	6.3	8.6	2	4.1%	0	0.0%	28	2/7	103.3
11/15	Tampa Bay	24	18	136	75.0%	5.7	7.6	2	8.3%	1	4.2%	38	1/5	98.6
11/22	Detroit	GAME INACTIVE												
11/29	at Minnesota	36	19	267	52.8%	7.4	14.1	1	2.8%	1	2.8%	41t	0/0	74.7
12/13	Denver	40	30	283	75.0%	7.1	9.4	0	0.0%	0	0.0%	32	4/38	94.1
12/19	at Green Bay	35	21	258	60.0%	7.4	12.3	0	0.0%	0	0.0%	40	3/9	82.8
12/27	at Washington	28	19	197	67.9%	7.0	10.4	1	3.6%	1	3.6%	44	4/30	85.0
01/03	New Orleans	23	13	176	56.5%	7.7	13.5	0	0.0%	2	8.7%	44	1/10	44.8
TOTALS		492	340	3,733	69.1%	7.6	11.0	15	3.0%	11	2.2%	75T	31/205	92.1

PASSING:		JOSEPH CHARLTON												
DATE	OPP.	ATT	CMP	YDS	CMP%	Y/A	Y/C	TD	TD%	INT	INT%	LG	SK/YD	RATE
09/13	Las Vegas	0	0	0	0.0%	0.0	0.0	0	0.0%	0	0.0%	--	0/0	0.0
09/20	at Tampa Bay	0	0	0	0.0%	0.0	0.0	0	0.0%	0	0.0%	--	0/0	0.0
09/27	at L.A. Chargers	0	0	0	0.0%	0.0	0.0	0	0.0%	0	0.0%	--	0/0	0.0
10/04	Arizona	0	0	0	0.0%	0.0	0.0	0	0.0%	0	0.0%	--	0/0	0.0
10/11	at Atlanta	0	0	0	0.0%	0.0	0.0	0	0.0%	0	0.0%	--	0/0	0.0
10/18	Chicago	0	0	0	0.0%	0.0	0.0	0	0.0%	0	0.0%	--	0/0	0.0
10/25	at New Orleans	0	0	0	0.0%	0.0	0.0	0	0.0%	0	0.0%	--	0/0	0.0
10/29	Atlanta	0	0	0	0.0%	0.0	0.0	0	0.0%	0	0.0%	--	0/0	0.0
11/08	at Kansas City	1	1	28	100.0%	28.0	28.0	0	0.0%	0	0.0%	28	0/0	118.8
11/15	Tampa Bay	0	0	0	0.0%	0.0	0.0	0	0.0%	0	0.0%	--	1/5	0.0
11/22	Detroit	0	0	0	0.0%	0.0	0.0	0	0.0%	0	0.0%	--	0/0	0.0
11/29	at Minnesota	0	0	0	0.0%	0.0	0.0	0	0.0%	0	0.0%	--	0/0	0.0
12/13	Denver	0	0	0	0.0%	0.0	0.0	0	0.0%	0	0.0%	--	0/0	0.0
12/19	at Green Bay	0	0	0	0.0%	0.0	0.0	0	0.0%	0	0.0%	--	0/0	0.0
12/27	at Washington	0	0	0	0.0%	0.0	0.0	0	0.0%	0	0.0%	--	0/0	0.0
01/03	New Orleans	0	0	0	0.0%	0.0	0.0	0	0.0%	0	0.0%	--	0/0	0.0
TOTALS		1	1	28	100.0%	28.0	28.0	0	0.0%	0	0.0%	28	1/5	118.8

PASSING:		WILL GRIER												
DATE	OPP.	ATT	CMP	YDS	CMP%	Y/A	Y/C	TD	TD%	INT	INT%	LG	SK/YD	RATE
09/13	Las Vegas						DID NOT PLAY (NON-INJURY)							
09/20	at Tampa Bay		GAME INACTIVE											
09/27	at L.A. Chargers		DID NOT PLAY (NON-INJURY)											
10/04	Arizona		DID NOT PLAY (NON-INJURY)											
10/11	at Atlanta		DID NOT PLAY (NON-INJURY)											
10/18	Chicago		GAME INACTIVE											
10/25	at New Orleans		GAME INACTIVE											
10/29	Atlanta		GAME INACTIVE											
11/08	at Kansas City		DID NOT PLAY (NON-INJURY)											
11/15	Tampa Bay		GAME INACTIVE											
11/22	Detroit		DID NOT PLAY (NON-INJURY)											
11/29	at Minnesota		GAME INACTIVE											
12/13	Denver		GAME INACTIVE											
12/19	at Green Bay		GAME INACTIVE											
12/27	at Washington		GAME INACTIVE											
01/03	New Orleans		GAME INACTIVE											
TOTALS		0	0	0	0.0%	0.0	0.0	0	0.0%	0	0.0%	--	0/0	0.0

# 2020 GXG STATS: PASSING

PASSING:							TAYLOR HEINICKE							
DATE	OPP.	ATT	CMP	YDS	CMP%	Y/A	Y/C	TD	TD%	INT	INT%	LG	SK/YD	RATE
09/13	Las Vegas													
09/20	at Tampa Bay													
09/27	at L.A. Chargers													
10/04	Arizona													
10/11	at Atlanta													
10/18	Chicago													
10/25	at New Orleans													
10/29	Atlanta													
11/08	at Kansas City													
11/15	Tampa Bay													
11/22	Detroit													
11/29	at Minnesota													
12/13	Denver													
12/19	at Green Bay													
12/27	at Washington													
01/03	New Orleans													
TOTALS		0	0	0	0.0%	0.0	0.0	0	0.0%	0	0.0%	--	0/0	0.0

PASSING:		DJ MOORE												
DATE	OPP.	ATT	CMP	YDS	CMP%	Y/A	Y/C	TD	TD%	INT	INT%	LG	SK/YD	RATE
09/13	Las Vegas	0	0	0	0.0%	0.0	0.0	0	0.0%	0	0.0%	--	0/0	0.0
09/20	at Tampa Bay	0	0	0	0.0%	0.0	0.0	0	0.0%	0	0.0%	--	0/0	0.0
09/27	at L.A. Chargers	0	0	0	0.0%	0.0	0.0	0	0.0%	0	0.0%	--	0/0	0.0
10/04	Arizona	0	0	0	0.0%	0.0	0.0	0	0.0%	0	0.0%	--	0/0	0.0
10/11	at Atlanta	0	0	0	0.0%	0.0	0.0	0	0.0%	0	0.0%	--	0/0	0.0
10/18	Chicago	0	0	0	0.0%	0.0	0.0	0	0.0%	0	0.0%	--	0/0	0.0
10/25	at New Orleans	0	0	0	0.0%	0.0	0.0	0	0.0%	0	0.0%	--	0/0	0.0
10/29	Atlanta	0	0	0	0.0%	0.0	0.0	0	0.0%	0	0.0%	--	0/0	0.0
11/08	at Kansas City	0	0	0	0.0%	0.0	0.0	0	0.0%	0	0.0%	--	0/0	0.0
11/15	Tampa Bay	0	0	0	0.0%	0.0	0.0	0	0.0%	0	0.0%	--	0/0	0.0
11/22	Detroit	1	0	0	0.0%	0.0	0.0	0	0.0%	0	0.0%	--	0/0	39.6
11/29	at Minnesota	0	0	0	0.0%	0.0	0.0	0	0.0%	0	0.0%	--	0/0	0.0
12/13	Denver	RESERVE/COVID-19												
12/19	at Green Bay	0	0	0	0.0%	0.0	0.0	0	0.0%	0	0.0%	--	0/0	0.0
12/27	at Washington	0	0	0	0.0%	0.0	0.0	0	0.0%	0	0.0%	--	0/0	0.0
01/03	New Orleans	0	0	0	0.0%	0.0	0.0	0	0.0%	0	0.0%	--	0/0	0.0
TOTALS		1	0	0	0.0%	0.0	0.0	0	0.0%	0	0.0%	0	0/0	39.6

PASSING:		PJ WALKER												
DATE	OPP.	ATT	CMP	YDS	CMP%	Y/A	Y/C	TD	TD%	INT	INT%	LG	SK/YD	RATE
09/13	Las Vegas													
09/20	at Tampa Bay													
09/27	at L.A. Chargers													
10/04	Arizona													
10/11	at Atlanta													
10/18	Chicago													
10/25	at New Orleans													
10/29	Atlanta		4	1	3	25.0%	0.8	3.0	0	0.0%	0	0.0%	3	0/0
11/08	at Kansas City													
11/15	Tampa Bay	4	2	12	50.0%	3.0	6.0	0	0.0%	0	0.0%	17	1/16	56.2
11/22	Detroit	34	24	258	70.6%	7.6	10.8	1	2.9%	2	5.9%	52	1/0	77.8
11/29	at Minnesota													
12/13	Denver													
12/19	at Green Bay													
12/27	at Washington													
01/03	New Orleans	14	5	95	35.7%	6.8	19.0	0	0.0%	3	21.4%	31	2/15	20.5
TOTALS		56	32	368	57.1%	6.6	11.5	1	1.8%	5	8.9%	52	4/31	45.8

# 2020 GXG STATS: RUSHING

2020 REGULAR SEASON INDIVIDUAL GAME-BY-GAME STATS																
RUSHING:		ROBBY ANDERSON					ALEX ARMAH					REGGIE BONNAFON				
DATE	OPP.	NO.	YDS	AVG	LG	TD	NO.	YDS	AVG	LG	TD	NO.	YDS	AVG	LG	TD
09/13	Las Vegas	0	0	0.0	--	0	2	1	0.5	1	0	PRACTICE SQUAD				
09/20	at Tampa Bay	0	0	0.0	--	0	0	0	0.0	--	0	PRACTICE SQUAD				
09/27	at L.A. Chargers	0	0	0.0	--	0	0	0	0.0	--	0	2	16	8.0	13	0
10/04	Arizona	0	0	0.0	--	0	1	2	2.0	2	0	PRACTICE SQUAD				
10/11	at Atlanta	1	3	3.0	3	0	1	2	2.0	2	0	PRACTICE SQUAD/INJURED RESERVE				
10/18	Chicago	0	0	0.0	--	0	0	0	0.0	--	0	PRACTICE SQUAD/INJURED RESERVE				
10/25	at New Orleans	0	0	0.0	--	0	1	1	1.0	1	0	PRACTICE SQUAD/INJURED RESERVE				
10/29	Atlanta	0	0	0.0	--	0	0	0	0.0	--	0	PRACTICE SQUAD/INJURED RESERVE				
11/08	at Kansas City	0	0	0.0	--	0	0	0	0.0	--	0	PRACTICE SQUAD/INJURED RESERVE				
11/15	Tampa Bay	0	0	0.0	--	0	0	0	0.0	--	0	INJURED RESERVE				
11/22	Detroit	0	0	0.0	--	0	0	0	0.0	--	0	INJURED RESERVE				
11/29	at Minnesota	0	0	0.0	--	0	0	0	0.0	--	0	INJURED RESERVE				
12/13	Denver	2	13	6.5	11	0	0	0	0.0	--	0	INJURED RESERVE				
12/19	at Green Bay	1	-1	-1.0	-1	0	0	0	0.0	--	0	INJURED RESERVE				
12/27	at Washington	0	0	0.0	--	0	1	3	3.0	3	0	INJURED RESERVE				
01/03	New Orleans	0	0	0.0	--	0	0	0	0.0	--	0	INJURED RESERVE				
TOTALS		4	15	3.8	11	0	6	9	1.5	3	0	2	16	8.0	13	0

RUSHING:		TEDDY BRIDGewater					TRENTON CANNON					JEREMY CHINN				
DATE	OPP.	NO.	YDS	AVG	LG	TD	NO.	YDS	AVG	LG	TD	NO.	YDS	AVG	LG	TD
09/13	Las Vegas	4	26	6.5	13	0	0	0	0.0	--	0	0	0	0.0	--	0
09/20	at Tampa Bay	0	0	0.0	--	0	0	0	0.0	--	0	1	1	1.0	1	0
09/27	at L.A. Chargers	2	12	6.0	6	0	GAME INACTIVE					0	0	0.0	--	0
10/04	Arizona	6	32	5.3	18t	1	GAME INACTIVE					0	0	0.0	--	0
10/11	at Atlanta	3	3	1.0	2	0	2	-1	-0.5	2	0	0	0	0.0	--	0
10/18	Chicago	8	48	6.0	11	0	3	12	4.0	10	0	0	0	0.0	--	0
10/25	at New Orleans	2	10	5.0	5	0	1	7	7.0	7	0	0	0	0.0	--	0
10/29	Atlanta	5	30	6.0	14	0	0	0	0.0	--	0	1	28	28.0	28	0
11/08	at Kansas City	2	19	9.5	15	1	0	0	0.0	--	0	GAME INACTIVE				
11/15	Tampa Bay	3	16	5.3	8	1	0	0	0.0	--	0	0	0	0.0	--	0
11/22	Detroit	GAME INACTIVE					0	0	0.0	--	0	0	0	0.0	--	0
11/29	at Minnesota	2	12	6.0	8	0	3	17	5.7	13	0	0	0	0.0	--	0
12/13	Denver	3	31	10.3	14	1	1	-2	-2.0	-2	0	0	0	0.0	--	0
12/19	at Green Bay	4	26	6.5	13t	1	0	0	0.0	--	0	0	0	0.0	--	0
12/27	at Washington	6	7	1.2	7	0	0	0	0.0	--	0	0	0	0.0	--	0
01/03	New Orleans	3	7	2.3	7	0	0	0	0.0	--	0	0	0	0.0	--	0
TOTALS		53	279	5.3	18T	5	10	33	3.3	13	0	2	29	14.5	28	0

RUSHING:		MIKE DAVIS					MYLES HARTSFIELD					CHRISTIAN MCCAFFREY				
DATE	OPP.	NO.	YDS	AVG	LG	TD	NO.	YDS	AVG	LG	TD	NO.	YDS	AVG	LG	TD
09/13	Las Vegas	0	0	0.0	--	0	0	0	0.0	--	0	23	97	4.2	15	2
09/20	at Tampa Bay	1	1	1.0	1	0	0	0	0.0	--	0	18	59	3.3	9	2
09/27	at L.A. Chargers	13	46	3.5	25	0	0	0	0.0	--	0	INJURED RESERVE				
10/04	Arizona	16	84	5.3	21	1	0	0	0.0	--	0	INJURED RESERVE				
10/11	at Atlanta	16	89	5.6	15	0	0	0	0.0	--	0	INJURED RESERVE				
10/18	Chicago	18	52	2.9	12	1	0	0	0.0	--	0	INJURED RESERVE				
10/25	at New Orleans	7	12	1.7	7	0	2	2	1.0	2	0	INJURED RESERVE				
10/29	Atlanta	13	66	5.1	17	0	0	0	0.0	--	0	INJURED RESERVE - DESIGNATED FOR RETURN				
11/08	at Kansas City	1	3	3.0	3	0	0	0	0.0	--	0	18	69	3.8	13	1
11/15	Tampa Bay	7	32	4.6	7	0	0	0	0.0	--	0	GAME INACTIVE				
11/22	Detroit	19	64	3.4	9	1	0	0	0.0	--	0	GAME INACTIVE				
11/29	at Minnesota	15	55	3.7	10	0	0	0	0.0	--	0	GAME INACTIVE				
12/13	Denver	11	51	4.6	10t	2	0	0	0.0	--	0	GAME INACTIVE				
12/19	at Green Bay	14	59	4.2	12	0	0	0	0.0	--	0	GAME INACTIVE				
12/27	at Washington	14	28	2.0	7	1	0	0	0.0	--	0	GAME INACTIVE				
01/03	New Orleans	ON INACTIVE LIST					0	0	0.0	--	0	GAME INACTIVE				
TOTALS		165	642	3.9	25	6	2	2	1.0	2	0	59	225	3.8	15	5

# 2020 GXG STATS: RUSHING

RUSHING:		DJ MOORE					CURTIS SAMUEL					RODNEY SMITH				
DATE	OPP.	NO.	YDS	AVG	LG	TD	NO.	YDS	AVG	LG	TD	NO.	YDS	AVG	LG	TD
09/13	Las Vegas	0	0	0.0	--	0	1	5	5.0	5	0	NOT ON ROSTER				
09/20	at Tampa Bay	0	0	0.0	--	0	4	26	6.5	14	0	NOT ON ROSTER				
09/27	at L.A. Chargers	0	0	0.0	--	0	4	7	1.8	5	0	NOT ON ROSTER				
10/04	Arizona	0	0	0.0	--	0	2	-3	-1.5	1	0	NOT ON ROSTER				
10/11	at Atlanta	0	0	0.0	--	0	4	28	7.0	17	0	NOT ON ROSTER				
10/18	Chicago	0	0	0.0	--	0	GAME INACTIVE					PRACTICE SQUAD				
10/25	at New Orleans	0	0	0.0	--	0	1	5	5.0	5t	1	PRACTICE SQUAD				
10/29	Atlanta	0	0	0.0	--	0	3	23	7.7	12t	1	PRACTICE SQUAD				
11/08	at Kansas City	0	0	0.0	--	0	3	13	4.3	7	0	PRACTICE SQUAD				
11/15	Tampa Bay	0	0	0.0	--	0	3	4	1.3	4	0	3	13	4.3	10	0
11/22	Detroit	1	21	21.0	21	0	1	4	4.0	4	0	8	29	3.6	9	0
11/29	at Minnesota	0	0	0.0	--	0	1	5	5.0	5	0	7	18	2.6	13	0
12/13	Denver	RESERVE/COVID-19					2	22	11.0	12	0	2	10	5.0	6	0
12/19	at Green Bay	1	1	1.0	1	0	2	6	3.0	5	0	4	23	5.8	12	0
12/27	at Washington	0	0	0.0	--	0	7	52	7.4	45	0	7	23	3.3	7	0
01/03	New Orleans	0	0	0.0	--	0	3	3	1.0	6	0	10	40	4.0	8	1
TOTALS		2	22	11.0	21	0	41	200	4.9	45	2	41	156	3.8	13	1

RUSHING:		PJ WALKER					BRANDON ZYLSTRA				
DATE	OPP.	NO.	YDS	AVG	LG	TD	NO.	YDS	AVG	LG	TD
09/13	Las Vegas	GAME INACTIVE					0	0	0.0	--	0
09/20	at Tampa Bay	DID NOT PLAY (NON-INJURY)					0	0	0.0	--	0
09/27	at L.A. Chargers	GAME INACTIVE					0	0	0.0	--	0
10/04	Arizona	GAME INACTIVE					0	0	0.0	--	0
10/11	at Atlanta	GAME INACTIVE					0	0	0.0	--	0
10/18	Chicago	DID NOT PLAY (NON-INJURY)					0	0	0.0	--	0
10/25	at New Orleans	DID NOT PLAY (NON-INJURY)					0	0	0.0	--	0
10/29	Atlanta	0	0	0.0	--	0	0	0	0.0	--	0
11/08	at Kansas City	GAME INACTIVE					0	0	0.0	--	0
11/15	Tampa Bay	0	0	0.0	--	0	0	0	0.0	--	0
11/22	Detroit	5	-2	-0.4	2	0	0	0	0.0	--	0
11/29	at Minnesota	DID NOT PLAY (NON-INJURY)					0	0	0.0	--	0
12/13	Denver	DID NOT PLAY (NON-INJURY)					0	0	0.0	--	0
12/19	at Green Bay	DID NOT PLAY (NON-INJURY)					1	1	1.0	1	0
12/27	at Washington	DID NOT PLAY (NON-INJURY)					0	0	0.0	--	0
01/03	New Orleans	0	0	0.0	--	0	0	0	0.0	--	0
TOTALS		5	-2	-0.4	2	0	1	1	1.0	1	0



# 2020 GXG STATS: RECEIVING

2020 REGULAR SEASON INDIVIDUAL GAME-BY-GAME STATS																
RECEIVING:		ROBBY ANDERSON					ALEX ARMAH					TRENTON CANNON				
DATE	OPP.	NO.	YDS	AVG	LG	TD	NO.	YDS	AVG	LG	TD	NO.	YDS	AVG	LG	TD
09/13	Las Vegas	6	114	19.0	75t	1	0	0	0.0	--	0	0	0	0.0	--	0
09/20	at Tampa Bay	9	109	12.1	39	0	1	14	14.0	14	0	0	0	0.0	--	0
09/27	at L.A. Chargers	5	55	11.0	18	0	0	0	0.0	--	0	GAME INACTIVE				
10/04	Arizona	8	99	12.4	24	0	0	0	0.0	--	0	GAME INACTIVE				
10/11	at Atlanta	8	112	14.0	29	0	0	0	0.0	--	0	0	0	0.0	--	0
10/18	Chicago	4	77	19.3	39	0	0	0	0.0	--	0	2	15	7.5	19	0
10/25	at New Orleans	6	74	12.3	26	0	0	0	0.0	--	0	0	0	0.0	--	0
10/29	Atlanta	5	48	9.6	27	0	0	0	0.0	--	0	0	0	0.0	--	0
11/08	at Kansas City	9	63	7.0	22	0	0	0	0.0	--	0	0	0	0.0	--	0
11/15	Tampa Bay	4	21	5.3	9	0	2	-5	-2.5	--	0	0	0	0.0	--	0
11/22	Detroit	7	46	6.6	18	0	0	0	0.0	--	0	0	0	0.0	--	0
11/29	at Minnesota	4	94	23.5	41t	1	0	0	0.0	--	0	1	1	1.0	1	0
12/13	Denver	8	84	10.5	23	0	1	0	0.0	--	0	0	0	0.0	--	0
12/19	at Green Bay	2	21	10.5	15	0	1	9	9.0	9	0	0	0	0.0	--	0
12/27	at Washington	7	39	5.6	14t	1	0	0	0.0	--	0	0	0	0.0	--	0
01/03	New Orleans	3	40	13.3	31	0	0	0	0.0	--	0	0	0	0.0	--	0
TOTALS		95	1,096	11.5	75T	3	5	18	3.6	14	0	3	16	5.3	19	0

RECEIVING:		PHAROH COOPER					MIKE DAVIS					KEITH KIRKWOOD				
DATE	OPP.	NO.	YDS	AVG	LG	TD	NO.	YDS	AVG	LG	TD	NO.	YDS	AVG	LG	TD
09/13	Las Vegas	0	0	0.0	--	0	0	0	0.0	--	0	INJURED RESERVE				
09/20	at Tampa Bay	0	0	0.0	--	0	8	74	9.3	22	0	INJURED RESERVE				
09/27	at L.A. Chargers	0	0	0.0	--	0	8	45	5.6	13t	1	INJURED RESERVE				
10/04	Arizona	0	0	0.0	--	0	5	27	5.4	20	0	INJURED RESERVE				
10/11	at Atlanta	1	12	12.0	12	0	9	60	6.7	23	1	INJURED RESERVE				
10/18	Chicago	0	0	0.0	--	0	2	3	1.5	2	0	1	13	13.0	13	0
10/25	at New Orleans	0	0	0.0	--	0	5	24	4.8	8	0	INJURED RESERVE				
10/29	Atlanta	0	0	0.0	--	0	1	11	11.0	11	0	INJURED RESERVE				
11/08	at Kansas City	0	0	0.0	--	0	5	34	6.8	12	0	INJURED RESERVE				
11/15	Tampa Bay	0	0	0.0	--	0	4	12	3.0	5	0	INJURED RESERVE				
11/22	Detroit	0	0	0.0	--	0	2	15	7.5	8	0	INJURED RESERVE				
11/29	at Minnesota	0	0	0.0	--	0	3	24	8.0	10	0	INJURED RESERVE				
12/13	Denver	3	52	17.3	32	0	5	42	8.4	20	0	INJURED RESERVE				
12/19	at Green Bay	0	0	0.0	--	0	2	2	1.0	8	0	INJURED RESERVE				
12/27	at Washington	0	0	0.0	--	0	0	0	0.0	--	0	INJURED RESERVE				
01/03	New Orleans	1	9	9.0	9	0	ON INACTIVE LIST					INJURED RESERVE				
TOTALS		5	73	14.6	32	0	59	373	6.3	23	2	1	13	13.0	13	0

RECEIVING:		CHRIS MANHERTZ					CHRISTIAN MCCAFFREY					DJ MOORE				
DATE	OPP.	NO.	YDS	AVG	LG	TD	NO.	YDS	AVG	LG	TD	NO.	YDS	AVG	LG	TD
09/13	Las Vegas	1	4	4.0	4	0	3	38	12.7	16	0	4	54	13.5	18	0
09/20	at Tampa Bay	1	8	8.0	8	0	4	29	7.3	10	0	8	120	15.0	30	0
09/27	at L.A. Chargers	0	0	0.0	--	0	INJURED RESERVE					2	65	32.5	38	0
10/04	Arizona	1	17	17.0	17	0	INJURED RESERVE					4	49	12.3	23	0
10/11	at Atlanta	0	0	0.0	--	0	INJURED RESERVE					4	93	23.3	57t	1
10/18	Chicago	1	6	6.0	6	0	INJURED RESERVE					5	93	18.6	38	0
10/25	at New Orleans	0	0	0.0	--	0	INJURED RESERVE					4	93	23.3	74t	2
10/29	Atlanta	1	6	6.0	6	0	INJURED RESERVE - DESIGNATED FOR RETURN					2	55	27.5	42	0
11/08	at Kansas City	0	0	0.0	--	0	10	82	8.2	24	1	2	18	9.0	11	0
11/15	Tampa Bay	0	0	0.0	--	0	GAME INACTIVE					4	96	24.0	38	1
11/22	Detroit	0	0	0.0	--	0	GAME INACTIVE					7	127	18.1	52	0
11/29	at Minnesota	1	11	11.0	11	0	GAME INACTIVE					4	61	15.3	25	0
12/13	Denver	0	0	0.0	--	0	GAME INACTIVE					RESERVE/COVID-19				
12/19	at Green Bay	0	0	0.0	--	0	GAME INACTIVE					6	131	21.8	40	0
12/27	at Washington	0	0	0.0	--	0	GAME INACTIVE					5	37	7.4	14	0
01/03	New Orleans	0	0	0.0	--	0	GAME INACTIVE					5	101	20.2	44	0
TOTALS		6	52	8.7	17	0	17	149	8.8	24	1	66	1,193	18.1	74T	4

# 2020 GXG STATS: RECEIVING

RECEIVING:		SETH ROBERTS					CURTIS SAMUEL					RODNEY SMITH				
DATE	OPP.	NO.	YDS	AVG	LG	TD	NO.	YDS	AVG	LG	TD	NO.	YDS	AVG	LG	TD
09/13	Las Vegas	1	5	5.0	5	0	5	38	7.6	19	0					
09/20	at Tampa Bay	0	0	0.0	--	0	2	13	6.5	10	0					
09/27	at L.A. Chargers	2	16	8.0	12	0	4	45	11.3	24	0					
10/04	Arizona	1	10	10.0	10	0	3	51	17.0	24	0					
10/11	at Atlanta	0	0	0.0	--	0	5	36	7.2	17	0					
10/18	Chicago	0	0	0.0	--	0										
10/25	at New Orleans	0	0	0.0	--	0	6	48	8.0	22	0					
10/29	Atlanta						4	31	7.8	29t	1					
11/08	at Kansas City						9	105	11.7	28	1					
11/15	Tampa Bay						3	8	2.7	6	0	1	2	2.0	2	0
11/22	Detroit						8	70	8.8	17t	1	0	0	0.0	--	0
11/29	at Minnesota						5	72	14.4	35	0	0	0	0.0	--	0
12/13	Denver						7	68	9.7	19	0	2	14	7.0	9	0
12/19	at Green Bay						4	42	10.5	16	0	3	24	8.0	11	0
12/27	at Washington						5	106	21.2	44	0	2	15	7.5	12	0
01/03	New Orleans						7	118	16.9	33	0	1	4	4.0	4	0
TOTALS		4	31	7.8	12	0	77	851	11.1	44	3	9	59	6.6	12	0

RECEIVING:		IAN THOMAS					COLIN THOMPSON					BRANDON ZYLSTRA				
DATE	OPP.	NO.	YDS	AVG	LG	TD	NO.	YDS	AVG	LG	TD	NO.	YDS	AVG	LG	TD
09/13	Las Vegas	2	16	8.0	11	0						0	0	0.0	--	0
09/20	at Tampa Bay	0	0	0.0	--	0	0	0	0.0	--	0	0	0	0.0	--	0
09/27	at L.A. Chargers	1	9	9.0	9	0	0	0	0.0	--	0	0	0	0.0	--	0
10/04	Arizona	2	5	2.5	3	1	0	0	0.0	--	0	0	0	0.0	--	0
10/11	at Atlanta	0	0	0.0	--	0	0	0	0.0	--	0	0	0	0.0	--	0
10/18	Chicago	1	9	9.0	9	0	0	0	0.0	--	0	0	0	0.0	--	0
10/25	at New Orleans	1	11	11.0	11	0	0	0	0.0	--	0	1	4	4.0	4	0
10/29	Atlanta	3	28	9.3	21	0	0	0	0.0	--	0	0	0	0.0	--	0
11/08	at Kansas City	1	8	8.0	8	0	0	0	0.0	--	0	1	28	28.0	28	0
11/15	Tampa Bay	1	7	7.0	7	0	1	7	7.0	7t	1	0	0	0.0	--	0
11/22	Detroit	0	0	0.0	--	0	0	0	0.0	--	0	0	0	0.0	--	0
11/29	at Minnesota	1	4	4.0	4	0	0	0	0.0	--	0	0	0	0.0	--	0
12/13	Denver	3	20	6.7	8	0	0	0	0.0	--	0	1	3	3.0	3	0
12/19	at Green Bay	3	29	9.7	15	0	0	0	0.0	--	0	0	0	0.0	--	0
12/27	at Washington	0	0	0.0	--	0	0	0	0.0	--	0	0	0	0.0	--	0
01/03	New Orleans	1	-1	-1.0	-1	0	0	0	0.0	--	0	0	0	0.0	--	0
TOTALS		20	145	7.3	21	1	1	7	7.0	7t	1	3	35	11.7	28	0



# 2020 GXG STATS: PUNT RETURNS

2020 REGULAR SEASON INDIVIDUAL GAME-BY-GAME STATS							
PUNT RETURNS:		PHAROH COOPER					
DATE	OPP.	NO.	YDS	AVG	LG	FC	TD
09/13	Las Vegas	2	29	14.5	19	0	0
09/20	at Tampa Bay	2	-1	-0.5	--	2	0
09/27	at L.A. Chargers	1	8	8.0	8	1	0
10/04	Arizona	2	6	3.0	6	2	0
10/11	at Atlanta	1	-3	-3.0	-3	1	0
10/18	Chicago	1	9	9.0	9	1	0
10/25	at New Orleans	0	0	0.0	--	0	0
10/29	Atlanta	0	0	0.0	--	1	0
11/08	at Kansas City	0	0	0.0	--	1	0
11/15	Tampa Bay	0	0	0.0	--	0	0
11/22	Detroit	3	21	7.0	14	3	0
11/29	at Minnesota	2	20	10.0	20	1	0
12/13	Denver	2	0	0.0	--	0	0
12/19	at Green Bay	3	20	6.7	19	0	0
12/27	at Washington	0	0	0.0	--	2	0
01/03	New Orleans	1	8	8.0	8	3	0
TOTALS		20	117	5.9	20	18	0

# 2020 GXG STATS: KICKOFF RETURNS

2020 REGULAR SEASON INDIVIDUAL GAME-BY-GAME STATS																			
KICKOFF RETURNS:		TRENTON CANNON						PHAROH COOPER						BRANDON ZYLSTRA					
DATE	OPP.	NO.	YDS	AVG	LG	FC	TD	NO.	YDS	AVG	LG	FC	TD	NO.	YDS	AVG	LG	FC	TD
09/13	Las Vegas	0	0	0.0	--	0	0	4	109	27.3	38	0	0	0	0	0.0	--	0	0
09/20	at Tampa Bay	0	0	0.0	--	0	0	0	0	0.0	--	0	0	0	0	0.0	--	0	0
09/27	at L.A. Chargers	GAME INACTIVE						1	35	35.0	35	0	0	0	0	0.0	--	0	0
10/04	Arizona	GAME INACTIVE						2	42	21.0	24	0	0	0	0	0.0	--	0	0
10/11	at Atlanta	0	0	0.0	--	0	0	3	64	21.3	24	0	0	0	0	0.0	--	0	0
10/18	Chicago	0	0	0.0	--	0	0	3	72	24.0	35	0	0	0	0	0.0	--	0	0
10/25	at New Orleans	0	0	0.0	--	0	0	1	16	16.0	16	0	0	1	6	6.0	6	0	0
10/29	Atlanta	0	0	0.0	--	0	0	2	46	23.0	26	0	0	0	0	0.0	--	0	0
11/08	at Kansas City	0	0	0.0	--	0	0	2	46	23.0	23	0	0	0	0	0.0	--	0	0
11/15	Tampa Bay	3	151	50.3	98	0	0	0	0	0.0	--	0	0	0	0	0.0	--	0	0
11/22	Detroit	0	0	0.0	--	0	0	0	0	0.0	--	0	0	0	0	0.0	--	0	0
11/29	at Minnesota	1	9	9.0	9	0	0	0	0	0.0	--	0	0	0	0	0.0	--	0	0
12/13	Denver	1	16	16.0	16	0	0	0	0	0.0	--	0	0	0	0	0.0	--	0	0
12/19	at Green Bay	3	72	24.0	28	0	0	0	0	0.0	--	0	0	0	0	0.0	--	0	0
12/27	at Washington	1	29	29.0	29	0	0	0	0	0.0	--	0	0	0	0	0.0	--	0	0
01/03	New Orleans	1	21	21.0	21	0	0	0	0	0.0	--	0	0	0	0	0.0	--	0	0
TOTALS		10	298	29.8	98	0	0	18	430	23.9	38	0	0	1	6	6.0	6	0	0

# 2020 GXG STATS: PUNTING

2020 REGULAR SEASON INDIVIDUAL GAME-BY-GAME STATS									
PASSING:		JOSEPH CHARLTON							
DATE	OPP.	NO.	YDS	AVG	TB	IN 20	LG	NET	BLK
09/13	Las Vegas	2	120	60.0	0	0	60	41.5	0
09/20	at Tampa Bay	2	101	50.5	1	1	57	40.5	0
09/27	at L.A. Chargers	4	189	47.3	0	1	52	44.8	0
10/04	Arizona	1	42	42.0	0	1	42	42.0	0
10/11	at Atlanta	3	134	44.7	1	1	54	37.0	0
10/18	Chicago	1	49	49.0	0	0	49	49.0	0
10/25	at New Orleans	1	51	51.0	0	1	51	47.0	0
10/29	Atlanta	2	78	39.0	0	2	45	39.0	0
11/08	at Kansas City	2	65	32.5	0	0	44	29.5	0
11/15	Tampa Bay	4	217	54.3	0	2	67	54.3	0
11/22	Detroit	4	189	47.3	1	0	53	38.3	0
11/29	at Minnesota	3	116	38.7	0	3	44	38.7	0
12/13	Denver	4	174	43.5	0	2	56	22.8	0
12/19	at Green Bay	4	183	45.8	0	2	50	44.5	0
12/27	at Washington	5	235	47.0	0	5	67	47.0	0
01/03	New Orleans	3	139	46.3	0	0	51	39.7	0
TOTALS		45	2,082	46.3	3	21	67	40.8	0

# 2020 GXG STATS: FIELD GOALS

2020 REGULAR SEASON INDIVIDUAL GAME-BY-GAME STATS											
FIELD GOALS:		JOEY SLYE									
DATE	OPP.	0-19	20-29	30-39	40-49	50+	TOTAL	FGM	FGA	PCT	LG
09/13	Las Vegas	0/0	0/0	1/1	2/2	0/0	3/3	3	3	100.0%	47
09/20	at Tampa Bay	0/0	1/1	0/0	0/0	0/0	1/1	1	1	100.0%	23
09/27	at L.A. Chargers	0/0	3/3	2/2	0/0	0/0	5/5	5	5	100.0%	31
10/04	Arizona	0/0	1/1	0/0	0/1	0/0	1/2	1	2	50.0%	27
10/11	at Atlanta	0/0	1/1	2/2	0/0	0/0	3/3	3	3	100.0%	39
10/18	Chicago	0/0	2/2	0/0	1/1	0/1	3/4	3	4	75.0%	48
10/25	at New Orleans	0/0	0/0	0/0	1/1	0/1	1/2	1	2	50.0%	43
10/29	Atlanta	0/0	0/0	1/1	0/0	0/0	1/1	1	1	100.0%	39
11/08	at Kansas City	0/0	0/0	0/0	1/1	0/2	1/3	1	3	33.3%	47
11/15	Tampa Bay	0/0	0/0	0/0	1/1	0/0	1/1	1	1	100.0%	46
11/22	Detroit	0/0	0/0	1/1	0/0	1/1	2/2	2	2	100.0%	56
11/29	at Minnesota	0/0	1/2	0/0	1/1	0/1	2/4	2	4	50.0%	40
12/13	Denver	0/0	1/1	1/1	0/0	0/0	2/2	2	2	100.0%	35
12/19	at Green Bay	0/0	1/1	2/2	0/0	0/0	3/3	3	3	100.0%	36
12/27	at Washington	0/0	0/0	0/0	0/0	0/0	0/0	0	0	0.0%	0
01/03	New Orleans	0/0	0/0	0/0	0/0	0/0	0/0	0	0	0.0%	0
TOTALS		0/0	11/12	10/10	7/8	1/6	29/36	29	36	80.6%	56

# 2020 GAME SUMMARIES



34

## WEEK 1

Las Vegas Raiders 34, Carolina Panthers 30  
Bank of America Stadium 🦅 Sep 13, 2020



30

Las Vegas Raiders	7	10	10	7	—	34
Carolina Panthers	9	6	0	15	—	30

### SCORING DRIVES

TEAM	QTR	TIME	SCORING PLAY	LV	CAR
Panthers	1	10:02	J.Slye 47 yd. Field Goal (8-34, 4:02)	0	3
Raiders	1	05:47	J.Jacobs 1 yd. run (D.Carlson kick) (8-75, 4:15)	7	3
Panthers	1	00:57	C.McCaffrey 6 yd. run (kick failed, wl) (10-63, 4:50)	7	9
Raiders	2	08:13	D.Carlson 20 yd. Field Goal (15-73, 7:44)	10	9
Panthers	2	05:03	J.Slye 46 yd. Field Goal (7-47, 3:10)	10	12
Raiders	2	01:54	N.Agholor 23 yd. pass from D.Carr (D.Carlson kick) (8-75, 3:09)	17	12
Panthers	2	00:00	J.Slye 31 yd. Field Goal (11-62, 1:54)	17	15
Raiders	3	09:38	D.Carlson 54 yd. Field Goal (6-15, 3:04)	20	15
Raiders	3	05:33	J.Jacobs 7 yd. run (D.Carlson kick) (6-49, 3:35)	27	15
Panthers	4	12:32	C.McCaffrey 3 yd. run (J.Slye kick) (17-75, 7:57)	27	22
Panthers	4	08:29	R.Anderson 75 yd. pass from T.Bridgewater (T.Bridgewater-R.Anderson pass) (2-77, 0:58)	27	30
Raiders	4	04:08	J.Jacobs 6 yd. run (D.Carlson kick) (9-75, 4:21)	34	30

### LAS VEGAS RAIDERS

OFFENSE		DEFENSE	
WR	89 B. Edwards	DE	99 C. Ferrell
LT	11 H. Ruggs III	DT	90 J. Hankins
LG	64 R. Incognito	DE	98 M. Crosby
C	61 R. Hudson	SLB	50 N. Morrow
RG	66 G. Jackson	MLB	44 N. Kwiatkowski
RT	77 T. Brown	WLB	42 C. Littleton
TE	83 D. Waller	LCB	27 T. Mullen Jr.
TE	82 J. Witten	RCB	20 D. Amette
QB	4 D. Carr	S	25 E. Harris
RB	28 J. Jacobs	S	29 L. Joyner
		SS	24 J. Abram

### CAROLINA PANTHERS

OFFENSE		DEFENSE	
LT	76 R. Okung	DE	53 B. Burns
LG	75 M. Schofield	DT	99 K. Short
C	61 M. Paradis	DT	95 D. Brown
RG	67 J. Miller	DE	91 S. Weatherly
RT	72 T. Moton	WILL	54 S. Thompson
TE	82 C. Manhertz	MIKE	52 T. Whitehead
TE	40 A. Armah	SAM	21 J. Chinn
WR	11 R. Anderson	CB	26 D. Jackson
WR	2 D. Moore	CB	25 T. Pride Jr.
RB	22 C. McCaffrey	SS	31 J. Burris
QB	5 T. Bridgewater	FS	33 T. Boston

### LAS VEGAS RAIDERS

PASSING	ATT	CP	YDS	SK/YD	TD	LG	INT	RTG
Derek Carr	30	22	239	0/0	1	45	0	107.5
TOTAL	30	22	239	0/0	1	45	0	107.5

RUSHING	ATT	YDS	AVG	LG	TD
Josh Jacobs	25	93	3.7	14	3
Devontae Booker	4	29	7.3	15	0
Henry Ruggs III	2	11	5.5	7	0
TOTAL	31	133	4.3	15	3

RECEIVING	NO	YDS	AVG	LG	TD
Darren Waller	6	45	7.5	8	0
Josh Jacobs	4	46	11.5	29	0
Henry Ruggs III	3	55	18.3	45	0
Devontae Booker	3	23	7.7	14	0
Hunter Renfrow	2	21	10.5	11	0
Nelson Agholor	1	23	23.0	23†	1
Jalen Richard	1	15	15.0	15	0
Bryan Edwards	1	9	9.0	9	0
Jason Witten	1	2	2.0	2	0
TOTAL	22	239	10.9	45	1

TOP DEFENSE	TOT	SOLO	AST	SCK	YDS	INT
Johnathan Abram	13	9	4	0.0	0.0	0
Cory Littleton	6	3	3	0.0	0.0	0
Nick Kwiatkowski	6	4	2	0.0	0.0	0

FIELD GOALS	FGM/FGA	PERCENT	RESULTS
Daniel Carlson	2-2	100.0	20G, 54G
TOTAL	2-2	100.0	

### CAROLINA PANTHERS

PASSING	ATT	CP	YDS	SK/YD	TD	LG	INT	RTG
Teddy Bridgewater	34	22	269	1/10	1	75†	0	98.8
TOTAL	34	22	269	1/10	1	75†	0	98.8

RUSHING	ATT	YDS	AVG	LG	TD
Christian McCaffrey	23	97	4.2	15	2
Teddy Bridgewater	4	26	6.5	13	0
Curtis Samuel	1	5	5.0	5	0
Alex Armah	2	1	0.5	1	0
TOTAL	30	129	4.3	15	2

RECEIVING	NO	YDS	AVG	LG	TD
Robby Anderson	6	114	19.0	75†	1
Curtis Samuel	5	38	7.6	19	0
DJ Moore	4	54	13.5	18	0
Christian McCaffrey	3	38	12.7	16	0
Ian Thomas	2	16	8.0	11	0
Seth Roberts	1	5	5.0	5	0
Chris Manhertz	1	4	4.0	4	0
TOTAL	22	269	12.2	75†	1

TOP DEFENSE	TOT	SOLO	AST	SCK	YDS	INT
Shaq Thompson	12	5	7	0.0	0.0	0
Jeremy Chinn	8	7	1	0.0	0.0	0
Troy Pride Jr.	7	4	3	0.0	0.0	0

FIELD GOALS	FGM/FGA	PERCENT	RESULTS
Joey Slye	3-3	100.0	47G, 46G, 31G
TOTAL	3-3	100.0	

### TEAM STATISTICS

First Downs	23
3rd-Down Eff. (Made/Att/Pct)	6/11/55%
4th-Down Eff. (Made/Att/Pct)	0/0/0%
Total Net Yards	372
Total Plays	61
Yards Per Play	6.1
Rushes/Net Yards	31/133
Net Passing	239
Pass Attempts/Completions	30/22
Had Intercepted	0
Sacked/Yards Lost	0/0
Punts/Average	3/42.3
Penalties/Yards	3/40
Fumbles/Lost	1/0
Possession Time	31:12

### RAIDERS PANTHERS

First Downs	23
3rd-Down Eff. (Made/Att/Pct)	7/13/54%
4th-Down Eff. (Made/Att/Pct)	1/2/50%
Total Net Yards	388
Total Plays	65
Yards Per Play	6.0
Rushes/Net Yards	30/129
Net Passing	259
Pass Attempts/Completions	34/22
Had Intercepted	0
Sacked/Yards Lost	1/10
Punts/Average	2/60.0
Penalties/Yards	5/65
Fumbles/Lost	0/0
Possession Time	28:48

# 2020 GAME SUMMARIES



17

## WEEK 2

Carolina Panthers 17, Tampa Bay Buccaneers 31  
Raymond James Stadium 🦅 Sep 20, 2020



31

Carolina Panthers	0	0	7	10	—	17
Tampa Bay Buccaneers	14	7	0	10	—	31

### SCORING DRIVES

TEAM	QTR	TIME	SCORING PLAY	CAR	TB
Buccaneers	1	05:42	R.Jones 7 yd. run (R.Succop kick) (10-78, 4:17)	0	7
Buccaneers	1	04:38	M.Evans 23 yd. pass from T.Brady (R.Succop kick) (1-23, 0:07)	0	14
Buccaneers	2	03:01	L.Fournette 1 yd. run (R.Succop kick) (7-65, 3:02)	0	21
Panthers	3	08:36	C.McCaffrey 1 yd. run (J.Slye kick) (8-47, 5:25)	7	21
Panthers	4	13:25	C.McCaffrey 7 yd. run (J.Slye kick) (13-93, 6:19)	14	21
Buccaneers	4	06:13	R.Succop 33 yd. Field Goal (8-45, 3:57)	14	24
Panthers	4	00:17	J.Slye 23 yd. Field Goal (10-70, 4:16)	17	24
Buccaneers	4	01:48	L.Fournette 46 yd. run (R.Succop kick) (1-46, 0:09)	17	31

### TAMPA BAY BUCCANEERS

OFFENSE		DEFENSE	
WR	13 M. Evans	DL	92 W. Gholston
WR	10 S. Miller	DL	93 N. Suh
WR	17 J. Watson	DL	50 V. Vea
TE	87 R. Gronkowski	OLB	58 S. Barrett
LT	65 A. Cappa	OLB	90 J. Pierre-Paul
LT	74 A. Marpet	ILB	54 L. David
C	66 R. Jensen	ILB	45 D. White
RT	76 D. Smith	CB	24 C. Davis III
RT	78 T. Wirts	CB	23 S. Murphy-Bunting
QB	12 T. Brady	S	33 J. Whitehead
RB	27 R. Jones II	S	31 A. Winfield Jr.

CAROLINA PANTHERS		DEFENSE	
LT	76 R. Okung	DE	53 B. Burns
LG	75 M. Schofield	DT	92 Z. Kerr
C	61 M. Paradis	DT	95 D. Brown
RG	67 J. Miller	DE	91 S. Weatherly
RT	72 T. Moton	WILL	54 S. Thompson
TE	82 C. Manhertz	MIKE	52 T. Whitehead
TE	80 I. Thomas	SAM	21 J. Chinn
WR	11 R. Anderson	CB	26 D. Jackson
WR	2 D. Moore	CB	24 R. Douglas
RB	22 C. McCaffrey	SS	31 J. Burris
QB	5 T. Bridgewater	FS	33 T. Boston

### CAROLINA PANTHERS

PASSING	ATT	CP	YDS	SK/YD	TD	LG	INT	RTG
Teddy Bridgewater	42	33	367	5/27	0	39	2	83.2
TOTAL	42	33	367	5/27	0	39	2	83.2

RUSHING	ATT	YDS	AVG	LG	TD
Christian McCaffrey	18	59	3.3	9	2
Curtis Samuel	4	26	6.5	14	0
Jeremy Chinn	1	1	1.0	1	0
Mike Davis	1	1	1.0	1	0
TOTAL	24	87	3.6	14	2

RECEIVING	NO	YDS	AVG	LG	TD
Robby Anderson	9	109	12.1	39	0
DJ Moore	8	120	15.0	30	0
Mike Davis	8	74	9.3	22	0
Christian McCaffrey	4	29	7.3	10	0
Curtis Samuel	2	13	6.5	10	0
Alex Armah	1	14	14.0	14	0
Chris Manhertz	1	8	8.0	8	0
TOTAL	33	367	11.1	39	0

TOP DEFENSE	TOT	SOLO	AST	SCK	YDS	INT
Rasul Douglas	7	7	0	0.0	0.0	0
Jeremy Chinn	6	1	5	0.0	0.0	0
Tahir Whitehead	6	4	2	0.0	0.0	0

FIELD GOALS	FGM/FGA	PERCENT	RESULTS
Joey Slye	1-1	100.0	23G
TOTAL	1-1	100.0	

### TAMPA BAY BUCCANEERS

PASSING	ATT	CP	YDS	SK/YD	TD	LG	INT	RTG
Tom Brady	35	23	217	0/0	1	50	1	80.3
TOTAL	35	23	217	0/0	1	50	1	80.3

RUSHING	ATT	YDS	AVG	LG	TD
Leonard Fournette	12	103	8.6	46t	2
Ronald Jones II	7	23	3.3	7t	1
Scotty Miller	1	1	1.0	1	0
Tom Brady	1	0	0.0	0	0
LeSean McCoy	1	-5	-5.0	-5	0
TOTAL	22	122	5.5	46t	3

RECEIVING	NO	YDS	AVG	LG	TD
Mike Evans	7	104	14.9	50	1
LeSean McCoy	5	26	5.2	7	0
Leonard Fournette	4	13	3.3	12	0
Justin Watson	2	48	24.0	36	0
Scotty Miller	2	11	5.5	6	0
Ronald Jones II	2	4	2.0	2	0
O.J. Howard	1	11	11.0	11	0
TOTAL	23	217	9.4	50	1

TOP DEFENSE	TOT	SOLO	AST	SCK	YDS	INT
Devin White	15	11	4	0.0	0.0	0
Antoine Winfield Jr.	11	8	3	1.0	0.0	0
Lavonte David	9	7	2	0.0	0.0	0

FIELD GOALS	FGM/FGA	PERCENT	RESULTS
Ryan Succop	1-1	100.0	33G
TOTAL	1-1	100.0	

### TEAM STATISTICS

First Downs	
3rd-Down Eff. (Made/Att/Pct)	
4th-Down Eff. (Made/Att/Pct)	
Total Net Yards	427
Total Plays	71
Yards Per Play	6.0
Rushes/Net Yards	24/78
Net Passing	340
Pass Attempts/Completions	42/33
Had Intercepted	2
Sacked/Yards Lost	5/27
Punts/Average	2/50.5
Penalties/Yards	9/77
Fumbles/Lost	3/2
Possession Time	34:32

### PANTHERS BUCCANEERS

24	20
6/11/55%	5/11/45%
1/2/50%	0/0/0%
339	339
57	57
5.9	5.9
22/122	22/122
217	217
35/23	35/23
1	1
0/0	0/0
4/42.0	4/42.0
5/37	5/37
1/1	1/1
25:28	25:28

# 2020 GAME SUMMARIES



21

WEEK 3  
Carolina Panthers 21, Los Angeles Chargers 16  
SoFi Stadium 🦅 Sep 27, 2020



16

Carolina Panthers	6	12	0	3	—	21
Los Angeles Chargers	0	7	3	6	—	16

## SCORING DRIVES

TEAM	QTR	TIME	SCORING PLAY	CAR	LAC
Panthers	1	09:20	J.Slye 29 yd. Field Goal (6-37, 3:07)	3	0
Panthers	1	04:28	J.Slye 24 yd. Field Goal (7-29, 3:15)	6	0
Chargers	2	14:14	A.Ekeler 12 yd. run (M.Badgley kick) (10-75, 5:14)	6	7
Panthers	2	08:11	J.Slye 30 yd. Field Goal (10-59, 6:03)	9	7
Panthers	2	02:58	M.Davis 13 yd. pass from T.Bridgewater (kick blocked) (8-57, 3:58)	15	7
Panthers	2	00:00	J.Slye 22 yd. Field Goal (2-4, 0:08)	18	7
Chargers	3	01:12	M.Badgley 41 yd. Field Goal (10-37, 4:34)	18	10
Panthers	4	10:58	J.Slye 31 yd. Field Goal (8-62, 5:14)	21	10
Chargers	4	04:33	K.Allen 14 yd. pass from J.Herbert (pass failed) (16-75, 6:25)	21	16

## LOS ANGELES CHARGERS

OFFENSE		DEFENSE	
WR	13 K. Allen	DE	57 J. Bosa
WR	15 J. Guyton	DE	42 U. Nwosu
WR	81 M. Williams	DT	98 L. Joseph
G	76 F. Lamp	DT	99 J. Tillery
G	73 T. St. Louis	LB	9 K. Murray Jr.
TE	86 H. Henry	LB	44 K. White
T	75 B. Bulaga	CB	43 M. Davis
T	69 S. Tevi	CB	25 C. Harris Jr.
QB	10 J. Herbert	CB	26 C. Hayward Jr.
RB	30 A. Ekeler	S	24 N. Adderley
		S	23 R. Jenkins

## CAROLINA PANTHERS

OFFENSE		DEFENSE	
LT	74 G. Little	DE	53 B. Burns
LG	64 C. Reed	DT	92 Z. Kerr
C	61 M. Paradis	DT	95 D. Brown
RG	67 J. Miller	DE	91 S. Weatherly
RT	72 T. Moton	WILL	54 S. Thompson
TE	80 I. Thomas	MIKE	52 T. Whitehead
WR	11 R. Anderson	SAM	21 J. Chinn
WR	2 D. Moore	CB	26 D. Jackson
WR	10 C. Samuel	CB	24 R. Douglas
RB	28 M. Davis	SS	31 J. Burris
QB	5 T. Bridgewater	FS	33 T. Boston

## CAROLINA PANTHERS

PASSING	ATT	CP	YDS	SK/YD	TD	LG	INT	RTG
Teddy Bridgewater	28	22	235	2/14	1	38	0	113.5
TOTAL	28	22	235	2/14	1	38	0	113.5

RUSHING	ATT	YDS	AVG	LG	TD
Mike Davis	13	46	3.5	25	0
Reggie Bonnafon	2	16	8.0	13	0
Teddy Bridgewater	2	12	6.0	6	0
Curtis Samuel	4	7	1.8	5	0
TOTAL	21	81	3.9	25	0

RECEIVING	NO	YDS	AVG	LG	TD
Mike Davis	8	45	5.6	13t	1
Robby Anderson	5	55	11.0	18	0
Curtis Samuel	4	45	11.3	24	0
DJ Moore	2	65	32.5	38	0
Seth Roberts	2	16	8.0	12	0
Ian Thomas	1	9	9.0	9	0
TOTAL	22	235	10.7	38	1

TOP DEFENSE	TOT	SOLO	AST	SCK	YDS	INT
Jeremy Chinn	12	6	6	0.0	0.0	0
Shaq Thompson	12	8	4	0.0	0.0	0
Justin Burris	8	7	1	0.0	0.0	0

FIELD GOALS	FGM/FGA	PERCENT	RESULTS
Joey Slye	5-5	100.0	29G, 24G, 30G, 22G, 31G
TOTAL	5-5	100.0	

## LOS ANGELES CHARGERS

PASSING	ATT	CP	YDS	SK/YD	TD	LG	INT	RTG
Justin Herbert	49	35	330	2/11	1	28	1	88.0
TOTAL	49	35	330	2/11	1	28	1	88.0

RUSHING	ATT	YDS	AVG	LG	TD
Austin Ekeler	12	59	4.9	12t	1
Joshua Kelley	8	43	5.4	16	0
Justin Herbert	3	15	5.0	11	0
TOTAL	23	117	5.1	16	1

RECEIVING	NO	YDS	AVG	LG	TD
Keenan Allen	13	132	10.2	22	1
Austin Ekeler	11	84	7.6	28	0
Hunter Henry	5	50	10.0	16	0
Jalen Guyton	2	23	11.5	16	0
Joshua Kelley	2	9	4.5	6	0
Mike Williams	1	17	17.0	17	0
KJ Hill Jr.	1	15	15.0	15	0
TOTAL	35	330	9.4	28	1

TOP DEFENSE	TOT	SOLO	AST	SCK	YDS	INT
Kyzir White	11	8	3	0.0	0.0	0
Rayshawn Jenkins	9	3	6	1.0	6.0	0
Nasir Adderley	8	6	2	0.0	0.0	0

FIELD GOALS	FGM/FGA	PERCENT	RESULTS
Michael Badgley	1-1	100.0	41G
TOTAL	1-1	100.0	

## TEAM STATISTICS

First Downs	14
3rd-Down Eff. (Made/Att/Pct)	3/12/25%
4th-Down Eff. (Made/Att/Pct)	0/0/0%
Total Net Yards	302
Total Plays	51
Yards Per Play	5.9
Rushes/Net Yards	21/81
Net Passing	221
Pass Attempts/Completions	28/22
Had Intercepted	0
Sacked/Yards Lost	2/14
Punts/Average	4/47.3
Penalties/Yards	3/30
Fumbles/Lost	0/0
Possession Time	28:49

## PANTHERS CHARGERS

14	26
10/15/67%	
0/0/0%	
436	
74	
5.9	
23/117	
319	
49/35	
1	
2/11	
3/39.7	
8/60	
4/3	
31:11	

# 2020 GAME SUMMARIES



21

## WEEK 4

Arizona Cardinals 21, Carolina Panthers 31

5, 120 Bank of America Stadium Oct 4, 2020



31

Arizona Cardinals	0	7	7	7	—	21
Carolina Panthers	14	7	7	3	—	31

### SCORING DRIVES

TEAM	QTR	TIME	SCORING PLAY	ARI	CAR
Panthers	1	07:21	M.Davis 1 yd. run (J.Slye kick) (13-66, 5:44)	0	7
Panthers	1	01:29	T.Bridgewater 18 yd. run (J.Slye kick) (9-80, 4:31)	0	14
Cardinals	2	07:26	J.Thomas 3 yd. pass from K.Murray (Z.Gonzalez kick) (10-38, 5:32)	7	14
Panthers	2	01:55	R.Bonnafon 3 yd. pass from T.Bridgewater (J.Slye kick) (10-75, 5:31)	7	21
Panthers	3	05:26	I.Thomas 2 yd. pass from T.Bridgewater (J.Slye kick) (8-74, 4:19)	7	28
Cardinals	3	01:15	C.Kirk 3 yd. pass from K.Murray (Z.Gonzalez kick) (7-75, 4:11)	14	28
Panthers	4	07:45	J.Slye 27 yd. Field Goal (15-73, 8:30)	14	31
Cardinals	4	02:13	C.Edmonds 2 yd. pass from K.Murray (Z.Gonzalez kick) (7-68, 1:52)	21	31

ARIZONA CARDINALS		CAROLINA PANTHERS	
OFFENSE		DEFENSE	
WR	11 L. Fitzgerald	NT	98 C. Peters
WR	10 D. Hopkins	DT	97 J. Phillips
WR	13 C. Kirk	DT	94 Z. Allen
LT	74 D. Humphries	OLB	55 C. Jones
LG	67 J. Pugh	ILB	58 J. Hicks
C	52 M. Cole	ILB	59 D. Campbell
RG	64 J. Sweezy	LB	9 I. Simmons
RT	68 K. Beachum	CB	21 P. Peterson
TE	81 D. Daniels	CB	7 B. Murphy Jr.
QB	1 K. Murray	S	35 C. Riley
RB	41 K. Drake	S	22 D. Thompson
CAROLINA PANTHERS		DEFENSE	
LT	74 G. Little	DE	53 B. Burns
LG	64 C. Reed	DT	99 K. Short
C	61 M. Paradis	DT	95 D. Brown
RG	67 J. Miller	DE	91 S. Weatherly
RT	72 T. Moton	WILL	54 S. Thompson
TE	82 C. Manhertz	MIKE	52 T. Whiteshead
TE	80 I. Thomas	SAM	21 J. Chinn
WR	11 R. Anderson	CB	26 D. Jackson
WR	2 D. Moore	CB	24 R. Douglas
RB	28 M. Davis	SS	31 J. Burris
QB	5 T. Bridgewater	FS	33 T. Boston

### ARIZONA CARDINALS

PASSING	ATT	CP	YDS	SK/YD	TD	LG	INT	RTG
Kyler Murray	31	24	133	1/0	3	25	0	116.7
TOTAL	31	24	133	1/0	3	25	0	116.7

RUSHING	ATT	YDS	AVG	LG	TD
Kyler Murray	6	78	13.0	48	0
Kenyan Drake	13	35	2.7	9	0
Chase Edmonds	4	16	4.0	9	0
TOTAL	23	129	5.6	48	0

RECEIVING	NO	YDS	AVG	LG	TD
DeAndre Hopkins	7	41	5.9	13	0
Chase Edmonds	5	24	4.8	12	1
Dan Arnold	4	39	9.8	25	0
Christian Kirk	3	19	6.3	8	1
Larry Fitzgerald	2	4	2.0	6	0
Andy Isabella	2	3	1.5	2	0
Jordan Thomas	1	3	3.0	3t	1
TOTAL	24	133	5.5	25	3

TOP DEFENSE	TOT	SOLO	AST	SCK	YDS	INT
Jordan Hicks	12	8	4	0.0	0.0	0
DeVondre Campbell	9	4	5	0.0	0.0	0
Deionte Thompson	9	4	5	0.0	0.0	0

FIELD GOALS	FGM/FGA	PERCENT	RESULTS
No Field Goals			

### CAROLINA PANTHERS

PASSING	ATT	CP	YDS	SK/YD	TD	LG	INT	RTG
Teddy Bridgewater	37	26	276	0/0	2	24	1	98.5
TOTAL	37	26	276	0/0	2	24	1	98.5

RUSHING	ATT	YDS	AVG	LG	TD
Mike Davis	16	84	5.3	21	1
Reggie Bonnafon	10	53	5.3	22	0
Teddy Bridgewater	6	32	5.3	18t	1
Alex Armah	1	2	2.0	2	0
Curtis Samuel	2	-3	-1.5	1	0
TOTAL	35	168	4.8	22	2

RECEIVING	NO	YDS	AVG	LG	TD
Robby Anderson	8	99	12.4	24	0
Mike Davis	5	27	5.4	20	0
DJ Moore	4	49	12.3	23	0
Curtis Samuel	3	51	17.0	24	0
Reggie Bonnafon	2	18	9.0	15	1
Ian Thomas	2	5	2.5	3	1
Chris Manhertz	1	17	17.0	17	0
Seth Roberts	1	10	10.0	10	0
TOTAL	26	276	10.6	24	2

TOP DEFENSE	TOT	SOLO	AST	SCK	YDS	INT
Jeremy Chinn	8	5	3	0.0	0.0	0
Justin Burris	6	5	1	0.0	0.0	0
Donte Jackson	5	2	3	0.0	0.0	0

FIELD GOALS	FGM/FGA	PERCENT	RESULTS
Joey Slye	1-2	50.0	27G, 42WR
TOTAL	1-2	50.0	

### TEAM STATISTICS

First Downs	21
3rd-Down Eff. (Made/Att/Pct)	3/9/33%
4th-Down Eff. (Made/Att/Pct)	0/0/0%
Total Net Yards	262
Total Plays	55
Yards Per Play	4.8
Rushes/Net Yards	23/129
Net Passing	133
Pass Attempts/Completions	31/24
Had Intercepted	0
Sacked/Yards Lost	1/0
Punts/Average	5/41.4
Penalties/Yards	5/29
Fumbles/Lost	1/1
Possession Time	22:52

### CARDINALS PANTHERS

21	30
7/11/64%	
1/1/100%	
444	
72	
6.2	
35/168	
276	
37/26	
1	
0/0	
1/42.0	
10/72	
0/0	
37:08	



# 2020 GAME SUMMARIES



23

## WEEK 5

Carolina Panthers 23, Atlanta Falcons 16

6,656 Mercedes-Benz Stadium Oct 11, 2020



16

Carolina Panthers	3	17	0	3	—	23
Atlanta Falcons	7	0	3	6	—	16

### SCORING DRIVES

TEAM	QTR	TIME	SCORING PLAY	CAR	ATL
Falcons	1	08:19	T.Gurley 35 yd. run (Y.Koo kick) (10-92, 4:36)	0	7
Panthers	1	00:57	J.Slye 38 yd. Field Goal (14-64, 7:22)	3	7
Panthers	2	09:06	J.Slye 39 yd. Field Goal (8-52, 4:53)	6	7
Panthers	2	02:30	D.Moore 57 yd. pass from T.Bridgewater (J.Slye kick) (5-88, 2:23)	13	7
Panthers	2	00:23	M.Davis 3 yd. pass from T.Bridgewater (J.Slye kick) (8-89, 1:11)	20	7
Falcons	3	12:19	Y.Koo 46 yd. Field Goal (7-51, 2:41)	20	10
Falcons	4	14:48	Y.Koo 31 yd. Field Goal (14-67, 5:29)	20	13
Panthers	4	01:10	J.Slye 22 yd. Field Goal (14-76, 7:39)	23	13
Falcons	4	00:04	Y.Koo 54 yd. Field Goal (8-39, 1:06)	23	16

### ATLANTA FALCONS

OFFENSE	DEFENSE
WR 18 C. Ridley	DE 56 D. Fowler Jr.
WR 17 O. Zaccheaus	DE 98 T. McKinley
G 77 J. Carpenter	DT 96 T. Davison
G 63 C. Lindstrom	DT 97 G. Jarrett
C 51 A. Mack	LB 54 F. Oluokun
TE 81 H. Hurst	LB 45 D. Jones
TE 88 L. Stocker	CB 26 I. Oliver
T 70 J. Matthews	CB 20 K. Sheffield
T 76 K. McGary	CB 24 A. Terrell
QB 2 M. Ryan	S 37 R. Allen
RB 21 T. Gurley II	S 22 K. Neal

### CAROLINA PANTHERS

OFFENSE	DEFENSE
LT 76 R. Okung	DE 53 B. Burns
LG 64 C. Reed	DT 99 K. Short
C 61 M. Paradis	DT 95 D. Brown
RG 67 J. Miller	DE 91 S. Weatherly
RT 72 T. Moton	WILL 54 S. Thompson
TE 80 I. Thomas	MIME 52 T. Whitehead
WR 11 R. Anderson	SAM 21 J. Chinn
WR 2 D. Moore	CB 26 D. Jackson
WR 10 C. Samuel	CB 24 R. Douglas
RB 28 M. Davis	SS 31 J. Burris
QB 5 T. Bridgewater	FS 33 T. Boston

### CAROLINA PANTHERS

PASSING	ATT	CP	YDS	SK/YD	TD	LG	INT	RTG
Teddy Bridgewater	36	27	313	0/0	2	57	0	119.3
TOTAL	36	27	313	0/0	2	57	0	119.3

RUSHING	ATT	YDS	AVG	LG	TD
Mike Davis	16	89	5.6	15	0
Curtis Samuel	4	28	7.0	17	0
Teddy Bridgewater	3	3	1.0	2	0
Robby Anderson	1	3	3.0	3	0
Alex Armah	1	2	2.0	2	0
Trenton Cannon	2	-1	-0.5	2	0
TOTAL	27	124	4.6	17	0

RECEIVING	NO	YDS	AVG	LG	TD
Mike Davis	9	60	6.7	23	1
Robby Anderson	8	112	14.0	29	0
Curtis Samuel	5	36	7.2	17	0
DJ Moore	4	93	23.3	57	1
Pharaoh Cooper	1	12	12.0	12	0
TOTAL	27	313	11.6	57	2

TOP DEFENSE	TOT	SOLO	AST	SCK	YDS	INT
Shaq Thompson	10	3	7	0.0	0.0	0
Jeremy Chinn	9	5	4	0.0	0.0	0
Rasul Douglas	8	6	2	0.0	0.0	0

FIELD GOALS	FGM/FGA	PERCENT	RESULTS
Joey Slye	3-3	100.0	38G, 39G, 22G
TOTAL	3-3	100.0	

### ATLANTA FALCONS

PASSING	ATT	CP	YDS	SK/YD	TD	LG	INT	RTG
Matt Ryan	37	21	226	2/19	0	26	1	63.6
TOTAL	37	21	226	2/19	0	26	1	63.6

RUSHING	ATT	YDS	AVG	LG	TD
Todd Gurley II	14	121	8.6	35	1
Brian Hill	6	39	6.5	11	0
Ito Smith	2	6	3.0	5	0
Keith Smith	1	1	1.0	1	0
Matt Ryan	1	-1	-1.0	-1	0
TOTAL	24	166	6.9	35	1

RECEIVING	NO	YDS	AVG	LG	TD
Calvin Ridley	8	136	17.0	26	0
Todd Gurley II	4	29	7.3	11	0
Russell Gage	2	16	8.0	8	0
Brian Hill	2	15	7.5	9	0
Hayden Hurst	2	8	4.0	9	0
Olamide Zaccheaus	1	13	13.0	13	0
Jaeden Graham	1	7	7.0	7	0
Luke Stocker	1	2	2.0	2	0
TOTAL	21	226	10.8	26	0

TOP DEFENSE	TOT	SOLO	AST	SCK	YDS	INT
Foyesade Oluokun	14	12	2	0.0	0.0	0
Deion Jones	7	5	2	0.0	0.0	0
Isaiah Oliver	7	6	1	0.0	0.0	0

FIELD GOALS	FGM/FGA	PERCENT	RESULTS
Youngbowe Koo	3-3	100.0	46G, 31G, 54G
TOTAL	3-3	100.0	

### TEAM STATISTICS

First Downs	24
3rd-Down Eff. (Made/Att/Pct)	6/12/50%
4th-Down Eff. (Made/Att/Pct)	0/0/0%
Total Net Yards	437
Total Plays	63
Yards Per Play	6.9
Rushes/Net Yards	27/124
Net Passing	313
Pass Attempts/Completions	36/27
Had Intercepted	0
Sacked/Yards Lost	0/0
Punts/Average	3/44.7
Penalties/Yards	4/25
Fumbles/Lost	0/0
Possession Time	33:05

### PANTHERS

### FALCONS

21
6/13/46%
1/1/100%
373
63
5.9
24/166
207
37/21
1
2/19
3/44.3
3/40
1/0
26:55

# 2020 GAME SUMMARIES



23

## WEEK 6

Chicago Bears 23, Carolina Panthers 16

5,240 Bank of America Stadium Oct 18, 2020



16

Chicago Bears	7	6	7	3	—	23
Carolina Panthers	3	3	0	10	—	16

### SCORING DRIVES

TEAM	QTR	TIME	SCORING PLAY	CHI	CAR
Bears	1	11:40	C.Kmet 9 yd. pass from N.Foles (C.Santos kick) (3-7, 1:36)	7	0
Panthers	1	05:07	J.Slye 21 yd. Field Goal (14-72, 6:33)	7	3
Bears	2	08:09	C.Santos 31 yd. Field Goal (11-48, 5:58)	10	3
Panthers	2	02:00	J.Slye 20 yd. Field Goal (13-73, 6:09)	10	6
Bears	2	00:02	C.Santos 55 yd. Field Goal (9-38, 1:58)	13	6
Bears	3	01:44	N.Foles 1 yd. run (C.Santos kick) (10-56, 4:29)	20	6
Panthers	4	13:11	M.Davis 1 yd. run (J.Slye kick) (9-75, 3:33)	20	13
Bears	4	09:19	C.Santos 31 yd. Field Goal (10-62, 3:52)	23	13
Panthers	4	07:46	J.Slye 48 yd. Field Goal (5-35, 1:33)	23	16

### CHICAGO BEARS

#### OFFENSE

WR 12 A. Robinson II	NT 98 B. Nichols
WR 17 A. Miller	DT 96 A. Hicks
LT 72 C. Leno Jr.	OLB 52 K. Mack
LG 69 R. Coward	ILB 59 D. Trevathan
C 65 C. Whitehair	ILB 58 R. Smith
RG 74 G. Hedi	OLB 94 K. Quinn
RT 70 B. Massie	CB 23 K. Fuller
TE 80 J. Graham	S 4 E. Jackson
TE 86 D. Harris	S 38 T. Gipson Sr.
QB 9 N. Foles	CB 33 J. Johnson
RB 32 D. Montgomery	DB 24 B. Skrine

#### DEFENSE

DE 53 B. Burns
DT 92 Z. Kerr
DT 95 D. Brown
DE 91 S. Weatherly
WILL 54 S. Thompson
MIKE 52 T. Whitehead
SAM 21 J. Chinn
CB 25 T. Pridie Jr.
CB 24 R. Douglas
SS 31 J. Burris
FS 33 T. Boston

### CAROLINA PANTHERS

PASSING	ATT	CP	YDS	SK/YD	TD	LG	INT	RTG
Nick Foles	39	23	198	0/0	1	23	1	70.2
TOTAL	39	23	198	0/0	1	23	1	70.2

RUSHING	ATT	YDS	AVG	LG	TD
David Montgomery	19	58	3.1	12	0
Nick Foles	5	4	0.8	7	1
Cordarrelle Patterson	1	1	1.0	1	0
TOTAL	25	63	2.5	12	1

RECEIVING	NO	YDS	AVG	LG	TD
Allen Robinson II	5	53	10.6	23	0
Jimmy Graham	5	34	6.8	10	0
David Montgomery	4	39	9.8	13	0
Darnell Mooney	3	36	12.0	18	0
Anthony Miller	3	8	2.7	4	0
Cole Kmet	2	20	10.0	11	1
Cordarrelle Patterson	1	8	8.0	8	0
TOTAL	23	198	8.6	23	1

TOP DEFENSE	TOT	SOLO	AST	SCK	YDS	INT
Roquan Smith	12	7	5	0.0	0.0	0
Danny Trevathan	10	6	4	0.0	0.0	0
Tashaun Gipson Sr.	6	2	4	0.0	0.0	1

FIELD GOALS	FGM/FGA	PERCENT	RESULTS
Cairo Santos	3-3	100.0	31G, 55G, 31G
TOTAL	3-3	100.0	

PASSING	ATT	CP	YDS	SK/YD	TD	LG	INT	RTG
Teddy Bridgewater	29	16	216	4/25	0	39	2	50.4
TOTAL	29	16	216	4/25	0	39	2	50.4

RUSHING	ATT	YDS	AVG	LG	TD
Mike Davis	18	52	2.9	12	1
Teddy Bridgewater	8	48	6.0	11	0
Trenton Cannon	3	12	4.0	10	0
TOTAL	29	112	3.9	12	1

RECEIVING	NO	YDS	AVG	LG	TD
DJ Moore	5	93	18.6	38	0
Robby Anderson	4	77	19.3	39	0
Trenton Cannon	2	15	7.5	19	0
Mike Davis	2	3	1.5	2	0
Keith Kirkwood	1	13	13.0	13	0
Ian Thomas	1	9	9.0	9	0
Chris Manhertz	1	6	6.0	6	0
TOTAL	16	216	13.5	39	0

TOP DEFENSE	TOT	SOLO	AST	SCK	YDS	INT
Tre Boston	8	5	3	0.0	0.0	0
Shaq Thompson	6	4	2	0.0	0.0	0
Jeremy Chinn	5	4	1	0.0	0.0	1

FIELD GOALS	FGM/FGA	PERCENT	RESULTS
Joey Slye	3-4	75.0	21G, 20G, 54WR, 48G
TOTAL	3-4	75.0	

### TEAM STATISTICS

First Downs	22
3rd-Down Eff. (Made/Att/Pct)	7/14/50%
4th-Down Eff. (Made/Att/Pct)	0/0/0%
Total Net Yards	261
Total Plays	64
Yards Per Play	4.1
Rushes/Net Yards	25/63
Net Passing	198
Pass Attempts/Completions	39/23
Had Intercepted	1
Sacked/Yards Lost	0/0
Punts/Average	4/44.3
Penalties/Yards	10/92
Fumbles/Lost	1/0
Possession Time	28:54

### BEARS PANTHERS

22	23
7/14/50%	3/13/23%
0/0/0%	1/2/50%
261	303
64	62
4.1	4.9
25/63	29/112
198	191
39/23	29/16
1	2
0/0	4/25
4/44.3	1/49.0
10/92	8/69
1/0	1/1
28:54	31:06

# 2020 GAME SUMMARIES



24

## WEEK 7

Carolina Panthers 24, New Orleans Saints 27

3,000 Mercedes-Benz Superdome Oct 25, 2020



27

Carolina Panthers	3	14	7	0	—	24
New Orleans Saints	7	14	3	3	—	27

### SCORING DRIVES

TEAM	QTR	TIME	SCORING PLAY	CAR	NO
Saints	1	06:34	J.Cook 4 yd. pass from D.Brees (W.Lutz kick) (14-75, 8:26)	0	7
Panthers	1	01:54	J.Slye 43 yd. Field Goal (9-50, 4:40)	3	7
Saints	2	12:13	D.Brees 1 yd. run (W.Lutz kick) (9-78, 4:41)	3	14
Panthers	2	10:56	D.Moore 74 yd. pass from T.Bridgewater (J.Slye kick) (2-75, 1:17)	10	14
Panthers	2	01:37	D.Moore 7 yd. pass from T.Bridgewater (J.Slye kick) (9-65, 5:21)	17	14
Saints	2	00:02	D.Harris 4 yd. pass from D.Brees (W.Lutz kick) (8-75, 1:35)	17	21
Saints	3	04:24	W.Lutz 41 yd. Field Goal (13-58, 6:53)	17	24
Panthers	3	00:08	C.Samuel 5 yd. run (J.Slye kick) (8-75, 4:16)	24	24
Saints	4	07:55	W.Lutz 43 yd. Field Goal (13-50, 7:13)	24	27

### NEW ORLEANS SAINTS

OFFENSE			DEFENSE		
WR	10	T. Smith	DE	31	T. Hendrickson
WR	83	J. Johnson	DE	94	C. Jordan
C	78	E. McCoy	DT	90	M. Brown
C	51	C. Ruiz	DT	93	D. Onyemata
RG	75	A. Peat	MLB	47	A. Anzalone
T	72	T. Armstead	MLB	56	D. Davis
T	71	R. Ramczyk	LCB	20	J. Jenkins
TE	87	J. Cook	LCB	23	M. Lattimore
RB	41	A. Kamara	FS	27	M. Jenkins
QB	9	D. Brees	FS	43	M. Williams
QB	7	T. Hill			
CAROLINA PANTHERS			DEFENSE		
LT	76	R. Okung	DE	53	B. Burns
LG	64	C. Reed	DT	92	Z. Kerr
C	61	M. Paradis	DT	95	D. Brown
RG	65	D. Daley	DE	91	S. Weatherly
RT	72	T. Moton	WILL	54	S. Thompson
TE	82	C. Manhertz	MIKE	52	T. Whitehead
TE	86	C. Thompson	SAM	21	J. Chinn
WR	11	R. Anderson	CB	26	D. Jackson
WR	2	D. Moore	CB	25	T. Pride Jr.
RB	28	M. Davis	SS	42	S. Franklin
QB	5	T. Bridgewater	FS	33	T. Boston

### CAROLINA PANTHERS

PASSING	ATT	CP	YDS	SK/YD	TD	LG	INT	RTG
Teddy Bridgewater	28	23	254	1/8	2	74t	0	128.3
TOTAL	28	23	254	1/8	2	74T	0	128.3

RUSHING	ATT	YDS	AVG	LG	TD
Mike Davis	7	12	1.7	7	0
Teddy Bridgewater	2	10	5.0	5	0
Trenton Cannon	1	7	7.0	7	0
Curtis Samuel	1	5	5.0	5t	1
Myles Hartsfield	2	2	1.0	2	0
Alex Armah	1	1	1.0	1	0
TOTAL	14	37	2.6	7	1

RECEIVING	NO	YDS	AVG	LG	TD
Robby Anderson	6	74	12.3	26	0
Curtis Samuel	6	48	8.0	22	0
Mike Davis	5	24	4.8	8	0
DJ Moore	4	93	23.3	74t	2
Ian Thomas	1	11	11.0	11	0
Brandon Zylstra	1	4	4.0	4	0
TOTAL	23	254	11.0	74T	2

TOP DEFENSE	TOT	SOLO	AST	SCK	YDS	INT
Shaq Thompson	13	7	6	0.0	0.0	0
Jeremy Chinn	8	4	4	0.0	0.0	0
Tre Boston	7	5	2	0.0	0.0	0

FIELD GOALS	FGM/FGA	PERCENT	RESULTS
Joey Slye	1-2	50.0	43G, 65SH
TOTAL	1-2	50.0	

### NEW ORLEANS SAINTS

PASSING	ATT	CP	YDS	SK/YD	TD	LG	INT	RTG
Drew Brees	36	29	287	1/10	2	23	0	118.4
Taysom Hill	1	1	0	0/0	0	0	0	79.2
TOTAL	37	30	287	1/10	2	23	0	117.0

RUSHING	ATT	YDS	AVG	LG	TD
Alvin Kamara	14	83	5.9	32	0
Latavius Murray	11	47	4.3	25	0
Taysom Hill	1	6	6.0	6	0
Drew Brees	3	2	0.7	2	1
TOTAL	29	138	4.8	32	1

RECEIVING	NO	YDS	AVG	LG	TD
Marquez Callaway	8	75	9.4	15	0
Alvin Kamara	8	65	8.1	17	0
Tre Quan Smith	4	54	13.5	23	0
Deonte Harris	4	46	11.5	18	1
Jared Cook	3	32	10.7	22	1
Latavius Murray	1	9	9.0	9	0
Austin Carr	1	6	6.0	6	0
Josh Hill	1	0	0.0	0	0
TOTAL	30	287	9.6	23	2

TOP DEFENSE	TOT	SOLO	AST	SCK	YDS	INT
Marcus Williams	6	3	3	0.0	0.0	0
Marshon Lattimore	6	4	2	0.0	0.0	0
C.J. Gardner-Johnson	5	5	0	0.0	0.0	0

FIELD GOALS	FGM/FGA	PERCENT	RESULTS
Wil Lutz	2-2	100.0	41G, 43G
TOTAL	2-2	100.0	

### TEAM STATISTICS

First Downs	18
3rd-Down Eff. (Made/Att/Pct)	6/9/67%
4th-Down Eff. (Made/Att/Pct)	0/0/0%
Total Net Yards	283
Total Plays	43
Yards Per Play	6.6
Rushes/Net Yards	14/37
Net Passing	246
Pass Attempts/Completions	28/23
Had Intercepted	0
Sacked/Yards Lost	1/8
Punts/Average	1/51.0
Penalties/Yards	1/5
Fumbles/Lost	0/0
Possession Time	25:19

### PANTHERS

### SAINTS

12/14/86%
0/0/0%
415
67
6.2
29/138
277
37/30
0
1/10
0/0.0
6/50
1/1
34:41

# 2020 GAME SUMMARIES



25

## WEEK 8

Atlanta Falcons 25, Carolina Panthers 17

5,240 Bank of America Stadium Oct 29, 2020



17

Atlanta Falcons	6	10	3	6	—	25
Carolina Panthers	7	7	3	0	—	17

### SCORING DRIVES

TEAM	QTR	TIME	SCORING PLAY	ATL	CAR
Falcons	1	11:14	Y.Koo 20 yd. Field Goal (7-72, 3:46)	3	0
Panthers	1	08:14	C.Samuel 12 yd. run (J.Slye kick) (6-75, 3:00)	3	7
Falcons	1	02:36	Y.Koo 37 yd. Field Goal (12-57, 5:38)	6	7
Panthers	2	12:40	C.Samuel 29 yd. pass from T.Bridgewater (J.Slye kick) (4-40, 2:07)	6	14
Falcons	2	08:02	M.Ryan 13 yd. run (Y.Koo kick) (10-75, 4:38)	13	14
Falcons	2	00:00	Y.Koo 36 yd. Field Goal (10-47, 3:55)	16	14
Falcons	3	06:22	Y.Koo 29 yd. Field Goal (10-46, 5:10)	19	14
Panthers	3	02:59	J.Slye 39 yd. Field Goal (11-48, 3:23)	19	17
Falcons	4	11:01	T.Gurley 3 yd. run (kick failed, wr) (11-75, 6:58)	25	17

### ATLANTA FALCONS

OFFENSE	DEFENSE
WR 11 J. Jones	DE 93 A. Bailey
WR 18 C. Ridley	DE 56 D. Fowler Jr.
G 77 J. Carpenter	DE 55 S. Means
G 63 C. Lindstrom	DT 97 G. Jarrett
C 51 A. Mack	LB 54 F. Oluokun
TE 81 H. Hurst	LB 45 D. Jones
TE 88 L. Stocker	CB 26 I. Oliver
T 70 J. Matthews	CB 20 K. Sheffield
T 76 K. McGary	CB 24 A. Terrell
QB 2 M. Ryan	S 37 R. Allen
RB 21 T. Gurley II	S 22 K. Neal

### CAROLINA PANTHERS

OFFENSE	DEFENSE
LT 74 G. Little	DE 53 B. Burns
LG 64 C. Reed	DT 93 B. Roy
C 61 M. Paradis	DT 95 D. Brown
RG 67 J. Miller	DE 91 S. Weatherly
RT 72 T. Moton	WILL 54 S. Thompson
TE 80 I. Thomas	MIKE 52 T. Whitehead
WR 11 R. Anderson	SAM 21 J. Chinn
WR 2 D. Moore	CB 26 D. Jackson
WR 10 C. Samuel	CB 25 T. Pride Jr.
RB 28 M. Davis	SS 42 S. Franklin
QB 5 T. Bridgewater	FS 33 T. Boston

### ATLANTA FALCONS

PASSING	ATT	CP	YDS	SK/YD	TD	LG	INT	RTG
Matt Ryan	30	21	281	2/11	0	28	1	85.6
TOTAL	30	21	281	2/11	0	28	1	85.6

RUSHING	ATT	YDS	AVG	LG	TD
Brian Hill	11	55	5.0	14	0
Todd Gurley II	18	46	2.6	11	1
Matt Ryan	6	27	4.5	13t	1
Qadree Ollison	1	3	3.0	3	0
TOTAL	36	131	3.6	14	2

RECEIVING	NO	YDS	AVG	LG	TD
Julio Jones	7	137	19.6	28	0
Hayden Hurst	5	54	10.8	18	0
Calvin Ridley	3	42	14.0	19	0
Russell Gage	2	25	12.5	19	0
Christian Blake	2	14	7.0	7	0
Brian Hill	2	9	4.5	9	0
TOTAL	21	281	13.4	28	0

TOP DEFENSE	TOT	SOLO	AST	SCK	YDS	INT
Keanu Neal	7	6	1	0.0	0.0	0
Deion Jones	6	5	1	1.0	8.0	0
A.J. Terrell	5	4	1	0.0	0.0	0

FIELD GOALS	FGM/FGA	PERCENT	RESULTS
Youngboe Koo	4-4	100.0	20G, 37G, 36G, 29G
TOTAL	4-4	100.0	

### CAROLINA PANTHERS

PASSING	ATT	CP	YDS	SK/YD	TD	LG	INT	RTG
Teddy Bridgewater	23	15	176	3/22	1	42	1	84.7
PJ Walker	4	1	3	0/0	0	3	0	39.6
TOTAL	27	16	179	3/22	1	42	1	76.0

RUSHING	ATT	YDS	AVG	LG	TD
Mike Davis	13	66	5.1	17	0
Teddy Bridgewater	5	30	6.0	14	0
Jeremy Chinn	1	28	28.0	28	0
Curtis Samuel	3	23	7.7	12t	1
TOTAL	22	147	6.7	28	1

RECEIVING	NO	YDS	AVG	LG	TD
Robby Anderson	5	48	9.6	27	0
Curtis Samuel	4	31	7.8	29t	1
Ian Thomas	3	28	9.3	21	0
DJ Moore	2	55	27.5	42	0
Mike Davis	1	11	11.0	11	0
Chris Manhertz	1	6	6.0	6	0
TOTAL	16	179	11.2	42	1

TOP DEFENSE	TOT	SOLO	AST	SCK	YDS	INT
Jeremy Chinn	10	6	4	0.0	0.0	0
Tre Boston	8	6	2	0.0	0.0	0
Shaq Thompson	6	3	3	0.0	0.0	0

FIELD GOALS	FGM/FGA	PERCENT	RESULTS
Joey Slye	1-1	100.0	39G
TOTAL	1-1	100.0	

### TEAM STATISTICS

First Downs	28	18
3rd-Down Eff. (Made/Att/Pct)	3/9/33%	2/10/20%
4th-Down Eff. (Made/Att/Pct)	0/0/0%	1/3/33%
Total Net Yards	401	304
Total Plays	68	52
Yards Per Play	5.9	5.8
Rushes/Net Yards	36/131	22/147
Net Passing	270	157
Pass Attempts/Completions	30/21	27/16
Had Intercepted	1	1
Sacked/Yards Lost	2/11	3/22
Punts/Average	1/39.0	2/39.0
Penalties/Yards	6/63	6/30
Fumbles/Lost	0/0	0/0
Possession Time	36:30	23:30

### FALCONS PANTHERS

First Downs	28	18
3rd-Down Eff. (Made/Att/Pct)	3/9/33%	2/10/20%
4th-Down Eff. (Made/Att/Pct)	0/0/0%	1/3/33%
Total Net Yards	401	304
Total Plays	68	52
Yards Per Play	5.9	5.8
Rushes/Net Yards	36/131	22/147
Net Passing	270	157
Pass Attempts/Completions	30/21	27/16
Had Intercepted	1	1
Sacked/Yards Lost	2/11	3/22
Punts/Average	1/39.0	2/39.0
Penalties/Yards	6/63	6/30
Fumbles/Lost	0/0	0/0
Possession Time	36:30	23:30

# 2020 GAME SUMMARIES



31

## WEEK 9

Carolina Panthers 31, Kansas City Chiefs 33  
12,073 Arrowhead Stadium Nov 8, 2020



33

Carolina Panthers	7	10	0	14	—	31
Kansas City Chiefs	3	10	7	13	—	33

### SCORING DRIVES

TEAM	QTR	TIME	SCORING PLAY	CAR	KC
Panthers	1	06:07	C.McCaffrey 9 yd. pass from T.Bridgewater (J.Slye kick) (15-75, 8:53)	7	0
Chiefs	1	01:38	H.Butker 39 yd. Field Goal (12-54, 4:29)	7	3
Panthers	2	12:39	C.Samuel 14 yd. pass from T.Bridgewater (J.Slye kick) (9-74, 3:59)	14	3
Chiefs	2	11:01	H.Butker 55 yd. Field Goal (6-38, 1:38)	14	6
Chiefs	2	03:45	D.Robinson 1 yd. pass from P.Mahomes (H.Butker kick) (7-65, 3:44)	14	13
Panthers	2	00:46	J.Slye: 47-yard FG (9-50, 2:59)	17	13
Chiefs	3	04:42	C.Edwards-Helaire 4 yd. pass from P.Mahomes (H.Butker kick) (5-59, 2:17)	17	20
Chiefs	4	14:23	T.Hill 28 yd. pass from P.Mahomes (kick failed, hlu) (6-69, 1:56)	17	26
Panthers	4	10:26	T.Bridgewater 4 yd. run (J.Slye kick) (9-70, 4:01)	24	26
Chiefs	4	07:40	T.Hill 2 yd. pass from P.Mahomes (H.Butker kick) (7-39, 2:42)	24	33
Panthers	4	01:53	C.McCaffrey 1 yd. run (J.Slye kick) (11-75, 5:47)	31	33

### KANSAS CITY CHIEFS

OFFENSE	DEFENSE
WR 10 T. Hill	LDE 92 T. Kpassagnon
WR 11 D. Robinson	LDT 91 D. Nnadi
LT 72 E. Fisher	RTD 95 C. Jones
LG 73 N. Allegretti	RDE 55 F. Clark
C 62 A. Reiter	LB 53 A. Hitchens
RG 77 A. Wylie	LB 54 C. Wilson
RT 75 M. Remmers	LCB 35 C. Ward
TE 87 T. Kelce	RCB 21 B. Breeland
WR 17 M. Hardman	CB 32 T. Mathieu
QB 15 P. Mahomes	FS 22 J. Thornhill
RB 25 C. Edwards-Helaire	SS 49 D. Sorenson
CAROLINA PANTHERS	DEFENSE
LT 74 G. Little	DE 53 B. Burns
LG 64 C. Reed	DT 93 B. Roy
C 61 M. Paradis	DT 95 D. Brown
RG 67 J. Miller	DE 91 S. Weatherly
RT 72 T. Moton	WILL 54 S. Thompson
TE 82 C. Manhart	MIKE 56 J. Carter Jr.
WR 11 R. Anderson	CB 26 D. Jackson
WR 2 D. Moore	CB 24 R. Douglas
WR 10 C. Samuel	DB 29 C. Elder
RB 22 C. McCaffrey	SS 42 S. Franklin
QB 5 T. Bridgewater	FS 33 T. Boston

### CAROLINA PANTHERS

PASSING	ATT	CP	YDS	SK/YD	TD	LG	INT	RTG
Teddy Bridgewater	49	36	310	2/7	2	28	0	103.3
Joseph Charlton	1	1	28	0/0	0	28	0	118.8
TOTAL	50	37	338	2/7	2	28	0	105.3

RUSHING	ATT	YDS	AVG	LG	TD
Christian McCaffrey	18	69	3.8	13	1
Teddy Bridgewater	2	19	9.5	15	1
Curtis Samuel	3	13	4.3	7	0
Mike Davis	1	3	3.0	3	0
TOTAL	24	104	4.3	15	2

RECEIVING	NO	YDS	AVG	LG	TD
Christian McCaffrey	10	82	8.2	24	1
Curtis Samuel	9	105	11.7	28	1
Robby Anderson	9	63	7.0	22	0
Mike Davis	5	34	6.8	12	0
DJ Moore	2	18	9.0	11	0
Brandon Zylstra	1	28	28.0	28	0
Ian Thomas	1	8	8.0	8	0
TOTAL	37	338	9.1	28	2

TOP DEFENSE	TOT	SOLO	AST	SCK	YDS	INT
Sam Franklin	7	4	3	1.0	5.0	0
Shaq Thompson	7	6	1	0.0	0.0	0
Rasul Douglas	5	5	0	0.0	0.0	0

FIELD GOALS	FGM/FGA	PERCENT	RESULTS
Joey Slye	1-3	33.3	47G, 51LU, 67WR
TOTAL	1-3	33.3	

### KANSAS CITY CHIEFS

PASSING	ATT	CP	YDS	SK/YD	TD	LG	INT	RTG
Patrick Mahomes	45	30	372	2/11	4	44	0	121.7
TOTAL	45	30	372	2/11	4	44	0	121.7

RUSHING	ATT	YDS	AVG	LG	TD
Clyde Edwards-Helaire	5	14	2.8	7	0
Le'Veon Bell	4	8	2.0	4	0
Tyreek Hill	1	8	8.0	8	0
Patrick Mahomes	1	6	6.0	6	0
TOTAL	11	36	3.3	8	0

RECEIVING	NO	YDS	AVG	LG	TD
Travis Kelce	10	159	15.9	44	0
Tyreek Hill	9	113	12.6	28	2
Mecole Hardman	3	48	16.0	32	0
Demarcus Robinson	3	34	11.3	28	1
Clyde Edwards-Helaire	3	20	6.7	8	1
Darrel Williams	1	3	3.0	3	0
Le'Veon Bell	1	-5	-5.0	-5	0
TOTAL	30	372	12.4	44	4

TOP DEFENSE	TOT	SOLO	AST	SCK	YDS	INT
Daniel Sorenson	10	8	2	0.0	0.0	0
Bashaud Breeland	7	7	0	0.0	0.0	0
Anthony Hitchens	6	4	2	0.0	0.0	0

FIELD GOALS	FGM/FGA	PERCENT	RESULTS
Harrison Butker	2-3	66.7	39G, 55G, 48WL
TOTAL	2-3	66.7	

### TEAM STATISTICS

First Downs	30
3rd-Down Eff. (Made/Att/Pct)	7/16/44%
4th-Down Eff. (Made/Att/Pct)	3/3/100%
Total Net Yards	435
Total Plays	76
Yards Per Play	5.7
Rushes/Net Yards	24/104
Net Passing	331
Pass Attempts/Completions	50/37
Had Intercepted	0
Sacked/Yards Lost	2/7
Punts/Average	2/32.5
Penalties/Yards	12/82
Fumbles/Lost	1/0
Possession Time	38:01

### PANTHERS

### CHIEFS

30	24
7/16/44%	6/11/55%
3/3/100%	0/0/0%
435	397
76	58
5.7	6.8
24/104	11/36
331	361
50/37	45/30
0	0
2/7	2/11
2/32.5	1/36.0
12/82	8/75
1/0	1/1
38:01	21:59

# 2020 GAME SUMMARIES



46

## WEEK 10

Tampa Bay Buccaneers 46, Carolina Panthers 23

5,815 Bank of America Stadium Nov 15, 2020



23

Tampa Bay Buccaneers	7	10	12	17	—	46
Carolina Panthers	14	3	0	6	—	23

### SCORING DRIVES

TEAM	QTR	TIME	SCORING PLAY	TB	CAR
Panthers	1	08:19	C.Thompson 7 yd. pass from T.Bridgewater (J.Slye kick) (7-33, 4:00)	0	7
Buccaneers	1	03:37	C.Brake 5 yd. pass from T.Brady (R.Succop kick) (10-75, 4:42)	7	7
Panthers	1	01:45	D.Moore 24 yd. pass from T.Bridgewater (J.Slye kick) (4-75, 1:52)	7	14
Buccaneers	2	09:59	R.Succop 23 yd. Field Goal (14-70, 6:46)	10	14
Panthers	2	03:56	J.Slye 46 yd. Field Goal (10-47, 6:03)	10	17
Buccaneers	2	00:27	M.Evans 3 yd. pass from T.Brady (R.Succop kick) (9-75, 3:29)	17	17
Buccaneers	3	10:58	R.Succop 24 yd. Field Goal (10-69, 4:02)	20	17
Buccaneers	3	07:39	R.Jones 98 yd. run (kick blocked) (1-98, 0:14)	26	17
Buccaneers	3	03:10	R.Succop 21 yd. Field Goal (9-35, 4:21)	29	17
Buccaneers	4	12:40	R.Succop 40 yd. Field Goal (8-13, 3:23)	32	17
Panthers	4	11:23	T.Bridgewater 3 yd. run (pass failed) (2-4, 1:17)	32	23
Buccaneers	4	06:18	T.Brady 1 yd. run (R.Succop kick) (9-75, 5:05)	39	23
Buccaneers	4	04:24	R.Gronkowski 7 yd. pass from T.Brady (R.Succop kick) (4-21, 0:28)	46	23

### TAMPA BAY BUCCANEERS

OFFENSE	DEFENSE
WR 13 M. Evans	DL 56 R. Nuñez-Roches
WR 14 C. Godwin	DL 93 N. Suh
TE 84 C. Brate	OLB 58 S. Barrett
TE 87 R. Gronkowski	OLB 90 J. Pierre-Paul
LT 65 A. Cappa	ILB 54 L. David
C 66 R. Jensen	ILB 45 D. White
C 62 A. Shipley	CB 24 C. Davis III
RT 76 D. Smith	CB 35 J. Dean
RT 78 T. Wirts	CB 23 S. Murphy-Bunting
QB 12 T. Brady	S 31 A. Winfield Jr.
RB 27 R. Jones II	S 33 J. Whitehead

### CAROLINA PANTHERS

OFFENSE	DEFENSE
LT 78 T. Scott	DE 53 B. Burns
LG 64 C. Reed	DT 93 B. Roy
C 61 M. Paradis	DT 95 D. Brown
RG 67 J. Miller	DE 97 Y. Gross-Matos
RT 72 T. Moton	WILL 54 S. Thompson
TE 80 I. Thomas	MIKE 52 T. Whitehead
WR 11 R. Anderson	SAM 21 J. Chinn
WR 2 D. Moore	CB 26 D. Jackson
WR 10 C. Samuel	CB 24 R. Douglas
RB 28 M. Davis	SS 42 S. Franklin
QB 5 T. Bridgewater	FS 33 T. Boston

### TAMPA BAY BUCCANEERS

PASSING	ATT	CP	YDS	SK/YD	TD	LG	INT	RTG
Tom Brady	39	28	341	1/7	3	44	0	124.0
TOTAL	39	28	341	1/7	3	44	0	124.0

RUSHING	ATT	YDS	AVG	LG	TD
Ronald Jones II	23	192	8.3	98t	1
Leonard Fournette	8	19	2.4	14	0
Tom Brady	2	2	1.0	1t	1
Blaine Gabbert	3	0	0.0	0	0
Antonio Brown	1	-3	-3.0	-3	0
TOTAL	37	210	5.7	98t	2

RECEIVING	NO	YDS	AVG	LG	TD
Antonio Brown	7	69	9.9	25	0
Chris Godwin	6	92	15.3	31	0
Mike Evans	6	77	12.8	22	1
Cameron Brate	3	31	10.3	19	1
Rob Gronkowski	2	51	25.5	44	1
Leonard Fournette	2	11	5.5	8	0
Ronald Jones II	1	6	6.0	6	0
Scotty Miller	1	4	4.0	4	0
TOTAL	28	341	12.2	44	3

TOP DEFENSE	TOT	SOLO	AST	SCK	YDS	INT
Devin White	6	4	2	0.0	0.0	0
Lavonte David	6	5	1	0.0	0.0	0
Jordan Whitehead	4	2	2	0.0	0.0	0

FIELD GOALS	FGM/FGA	PERCENT	RESULTS
Ryan Succop	4-4	100.0	23G, 24G, 21G, 40G
TOTAL	4-4	100.0	

### CAROLINA PANTHERS

PASSING	ATT	CP	YDS	SK/YD	TD	LG	INT	RTG
Teddy Bridgewater	24	18	136	1/5	2	38	1	98.6
PJ Walker	4	2	12	1/16	0	17	0	56.2
Joseph Charlton	0	0	0	1/5	0	0	0	0.0
TOTAL	28	20	148	3/26	2	38	1	92.6

RUSHING	ATT	YDS	AVG	LG	TD
Mike Davis	7	32	4.6	7	0
Teddy Bridgewater	3	16	5.3	8	1
Rodney Smith	3	13	4.3	10	0
Curtis Samuel	3	4	1.3	4	0
TOTAL	16	65	4.1	10	1

RECEIVING	NO	YDS	AVG	LG	TD
DJ Moore	4	96	24.0	38	1
Robby Anderson	4	21	5.3	9	0
Mike Davis	4	12	3.0	5	0
Curtis Samuel	3	8	2.7	6	0
Alex Armah	2	-5	-2.5	0	0
Colin Thompson	1	7	7.0	7t	1
Ian Thomas	1	7	7.0	7	0
Rodney Smith	1	2	2.0	2	0
TOTAL	20	148	7.4	38	2

TOP DEFENSE	TOT	SOLO	AST	SCK	YDS	INT
Corn Elder	8	5	3	0.0	0.0	0
Shaq Thompson	7	5	2	0.0	0.0	0
Troy Pride Jr.	7	5	2	0.0	0.0	0

FIELD GOALS	FGM/FGA	PERCENT	RESULTS
Joey Slye	1-1	100.0	46G
TOTAL	1-1	100.0	

### TEAM STATISTICS

First Downs	30
3rd-Down Eff. (Made/Att/Pct)	10/16/63%
4th-Down Eff. (Made/Att/Pct)	1/1/100%
Total Net Yards	544
Total Plays	77
Yards Per Play	7.1
Rushes/Net Yards	37/210
Net Passing	334
Pass Attempts/Completions	39/28
Had Intercepted	0
Sacked/Yards Lost	1/7
Punts/Average	0/0.0
Penalties/Yards	3/30
Fumbles/Lost	1/1
Possession Time	36:05

### BUCCANEERS

30
1/9/11%
1/3/33%
187
47
4.0
16/65
122
28/20
1
3/26
4/54.3
5/40
0/0
23:55

### PANTHERS

13
1/9/11%
1/3/33%
187
47
4.0
16/65
122
28/20
1
3/26
4/54.3
5/40
0/0
23:55

# 2020 GAME SUMMARIES



## WEEK 11

Detroit Lions 0, Carolina Panthers 20

5,546 Bank of America Stadium Nov 22, 2020



Detroit Lions	0	0	0	0	—	0
Carolina Panthers	7	0	10	3	—	20

### SCORING DRIVES

TEAM	QTR	TIME	SCORING PLAY	DET	CAR
Panthers	1	02:21	M.Davis 1 yd. run (J.Slye kick) (10-95, 6:03)	0	7
Panthers	3	10:58	C.Samuel 17 yd. pass from P.Walker (J.Slye kick) (6-66, 3:09)	0	14
Panthers	3	01:59	J.Slye 56 yd. Field Goal (9-37, 5:33)	0	17
Panthers	4	04:57	J.Slye 37 yd. Field Goal (5-3, 1:20)	0	20

DETROIT LIONS											
OFFENSE						DEFENSE					
WR	17	M. Hall	DT	71	D. Shelton	WR	11	M. Jones Jr.	DT	97	N. Williams
LT	68	T. Decker	DT	98	J. Penisini	LG	73	J. Jackson	LB	8	J. Collins Sr.
LG	73	J. Jackson	LB	51	J. Tavai	C	77	F. Ragnow	LB	52	C. Jones
C	77	F. Ragnow	CB	23	D. Trutant	RG	72	H. Vaitai	CB	24	A. Oruwariye
RT	65	T. Crosby	CB	24	A. Oruwariye	TE	88	T. Hockenson	S	26	D. Harmon
TE	83	J. James	S	42	J. Kearse	QB	9	M. Stafford	S	25	W. Harris
QB	9	M. Stafford	S	25	W. Harris	RB	28	A. Peterson			
CAROLINA PANTHERS											
OFFENSE						DEFENSE					
LT	78	T. Scott	DE	53	B. Burns	WR	11	R. Anderson	CB	25	T. Pridge Jr.
LG	64	C. Reed	DT	93	B. Roy	WR	2	D. Moore	CB	24	R. Douglas
C	61	M. Paradis	DT	95	D. Brown	RB	28	M. Davis	SS	31	J. Burris
RG	65	D. Daley	DE	97	Y. Gross-Matos	QB	6	P. Walker	FS	33	T. Boston
RT	72	T. Moton	WILL	54	S. Thompson						
TE	82	C. Manhertz	MIKE	56	J. Carter Jr.						
TE	80	I. Thomas	SAM	21	J. Chinn						

### DETROIT LIONS

PASSING	ATT	CP	YDS	SK/YD	TD	LG	INT	RTG
Matthew Stafford	33	18	178	5/33	0	35	0	70.0
TOTAL	33	18	178	5/33	0	35	0	70.0

RUSHING	ATT	YDS	AVG	LG	TD
Adrian Peterson	7	18	2.6	4	0
Kerryon Johnson	6	17	2.8	8	0
Matthew Stafford	4	5	1.3	6	0
TOTAL	17	40	2.4	8	0

RECEIVING	NO	YDS	AVG	LG	TD
T.J. Hockenson	4	68	17.0	35	0
Marvin Jones Jr.	4	51	12.8	21	0
Marvin Hall	3	16	5.3	6	0
Jamal Agnew	3	10	3.3	5	0
Kerryon Johnson	2	21	10.5	14	0
Quintez Cephus	1	9	9.0	9	0
Jesse James	1	3	3.0	3	0
TOTAL	18	178	9.9	35	0

TOP DEFENSE	TOT	SOLO	AST	SCK	YDS	INT
Jamie Collins Sr.	9	4	5	0.0	0.0	0
Jeff Okudah	7	5	2	0.0	0.0	0
Jarrad Davis	6	4	2	0.0	0.0	0

FIELD GOALS	FGM/FGA	PERCENT	RESULTS
Matt Prater	0-1	0.0	51WL
TOTAL	0-1	0.0	

### CAROLINA PANTHERS

PASSING	ATT	CP	YDS	SK/YD	TD	LG	INT	RTG
PJ Walker	34	24	258	1/0	1	52	2	77.8
DJ Moore	1	0	0	0/0	0	0	0	39.6
TOTAL	35	24	258	1/0	1	52	2	75.7

RUSHING	ATT	YDS	AVG	LG	TD
Mike Davis	19	64	3.4	9	1
Rodney Smith	8	29	3.6	9	0
DJ Moore	1	21	21.0	21	0
Curtis Samuel	1	4	4.0	4	0
PJ Walker	5	-2	-0.4	2	0
TOTAL	34	116	3.4	21	1

RECEIVING	NO	YDS	AVG	LG	TD
Curtis Samuel	8	70	8.8	171	1
DJ Moore	7	127	18.1	52	0
Robby Anderson	7	46	6.6	18	0
Mike Davis	2	15	7.5	8	0
TOTAL	24	258	10.8	52	1

TOP DEFENSE	TOT	SOLO	AST	SCK	YDS	INT
Tre Boston	8	6	2	0.0	0.0	0
Justin Burris	6	5	1	0.0	0.0	0
Brian Burns	5	2	3	2.0	14.0	0

FIELD GOALS	FGM/FGA	PERCENT	RESULTS
Joey Slye	2-2	100.0	56G, 37G
TOTAL	2-2	100.0	

### TEAM STATISTICS

First Downs	10
3rd-Down Eff. (Made/Att/Pct)	3/14/21%
4th-Down Eff. (Made/Att/Pct)	1/3/33%
Total Net Yards	185
Total Plays	55
Yards Per Play	3.4
Rushes/Net Yards	17/40
Net Passing	145
Pass Attempts/Completions	33/18
Had Intercepted	0
Sacked/Yards Lost	5/33
Punts/Average	6/42.2
Penalties/Yards	4/20
Fumbles/Lost	1/1
Possession Time	23:12

### LIONS PANTHERS

First Downs	10
3rd-Down Eff. (Made/Att/Pct)	3/14/21%
4th-Down Eff. (Made/Att/Pct)	1/3/33%
Total Net Yards	185
Total Plays	55
Yards Per Play	3.4
Rushes/Net Yards	17/40
Net Passing	145
Pass Attempts/Completions	33/18
Had Intercepted	0
Sacked/Yards Lost	5/33
Punts/Average	6/42.2
Penalties/Yards	4/20
Fumbles/Lost	1/1
Possession Time	23:12

# 2020 GAME SUMMARIES



27

WEEK 12  
Carolina Panthers 27, Minnesota Vikings 28  
U.S. Bank Stadium Nov 29, 2020



28

Carolina Panthers	0	7	14	6	—	27
Minnesota Vikings	7	3	0	18	—	28

## SCORING DRIVES

TEAM	QTR	TIME	SCORING PLAY	CAR	MIN
Vikings	1	05:34	J.Jefferson 12 yd. pass from K.Cousins (D.Bailey kick) (13-68, 7:38)	0	7
Panthers	2	01:52	R.Anderson 41 yd. pass from T.Bridgewater (J.Slye kick) (11-81, 5:33)	7	7
Vikings	2	00:05	D.Bailey 53 yd. Field Goal (11-41, 1:52)	7	10
Panthers	3	14:01	J.Chinn 17 yd. fumble return (J.Slye kick)	14	10
Panthers	3	13:51	J.Chinn 28 yd. fumble return (J.Slye kick)	21	10
Vikings	4	14:47	D.Bailey 25 yd. Field Goal (12-72, 5:34)	21	13
Panthers	4	11:31	J.Slye 40 yd. Field Goal (9-53, 3:16)	24	13
Vikings	4	05:31	J.Jefferson 10 yd. pass from K.Cousins (K.Cousins-O.Johnson pass) (11-75, 6:00)	24	21
Panthers	4	01:51	J.Slye 21 yd. Field Goal (4-6, 0:19)	27	21
Vikings	4	00:46	C.Beebe 10 yd. pass from K.Cousins (D.Bailey kick) (7-75, 1:05)	27	27

MINNESOTA VIKINGS					
OFFENSE			DEFENSE		
C	61	B. Jones	DT	94	J. Johnson
C	56	G. Bradbury	DT	93	S. Stephen
TE	82	K. Rudolph	RE	90	J. Holmes
WR	18	J. Jefferson	RE	95	I. Odenigbo
WR	81	B. Johnson	LCB	26	C. Jones
QB	8	K. Cousins	LCB	27	C. Dantzler
RB	33	D. Cook	LCB	20	J. Gladney
FB	30	C. Ham	SS	41	A. Harris
			SS	22	H. Smith
CAROLINA PANTHERS					
OFFENSE			DEFENSE		
LT	76	R. Okung	DE	53	B. Burns
LG	64	C. Reed	DT	93	B. Roy
C	61	M. Paradis	DT	95	D. Brown
RG	67	J. Miller	DE	97	Y. Gross-Matos
RT	72	T. Moton	WILL	54	S. Thompson
TE	82	C. Manhertz	MIKE	56	J. Carter Jr.
TE	86	C. Thompson	SAM	21	J. Chinn
WR	11	R. Anderson	CB	25	T. Pride Jr.
WR	2	D. Moore	CB	28	R. Douglas
RB	28	M. Davis	SS	31	J. Burris
QB	5	T. Bridgewater	FS	33	T. Boston

## CAROLINA PANTHERS

PASSING	ATT	CP	YDS	SK/YD	TD	LG	INT	RTG
Teddy Bridgewater	36	19	267	0/0	1	41t	1	74.7
TOTAL	36	19	267	0/0	1	41T	1	74.7

RUSHING	ATT	YDS	AVG	LG	TD
Mike Davis	15	55	3.7	10	0
Rodney Smith	7	18	2.6	13	0
Trenton Cannon	3	17	5.7	13	0
Teddy Bridgewater	2	12	6.0	8	0
Curtis Samuel	1	5	5.0	5	0
TOTAL	28	107	3.8	13	0

RECEIVING	NO	YDS	AVG	LG	TD
Curtis Samuel	5	72	14.4	35	0
Robby Anderson	4	94	23.5	41t	1
DJ Moore	4	61	15.3	25	0
Mike Davis	3	24	8.0	10	0
Chris Manhertz	1	11	11.0	11	0
Ian Thomas	1	4	4.0	4	0
Trenton Cannon	1	1	1.0	1	0
TOTAL	19	267	14.1	41T	1

TOP DEFENSE	TOT	SOLO	AST	SCK	YDS	INT
Jeremy Chinn	13	7	6	0.0	0.0	0
Jermaine Carter Jr.	8	4	4	0.0	0.0	0
Zach Kerr	8	3	5	1.0	10.0	0

FIELD GOALS	FGM/FGA	PERCENT	RESULTS
Joey Slye	2-4	50.0	28B, 40G, 21G, 54WL
TOTAL	2-4	50.0	

## MINNESOTA VIKINGS

PASSING	ATT	CP	YDS	SK/YD	TD	LG	INT	RTG
Kirk Cousins	45	34	307	2/16	3	25	0	115.7
TOTAL	45	34	307	2/16	3	25	0	115.7

RUSHING	ATT	YDS	AVG	LG	TD
Dalvin Cook	18	61	3.4	14	0
Kirk Cousins	3	19	6.3	11	0
C.J. Ham	1	10	10.0	10	0
Alexander Mattison	2	6	3.0	4	0
TOTAL	24	96	4.0	14	0

RECEIVING	NO	YDS	AVG	LG	TD
Bisi Johnson	7	74	10.6	17	0
Justin Jefferson	7	70	10.0	18	2
Kyle Rudolph	7	68	9.7	25	0
Chad Beebe	7	63	9.0	16	1
Dalvin Cook	4	21	5.3	12	0
Brandon Dillon	1	6	6.0	6	0
Tyler Conklin	1	5	5.0	5	0
TOTAL	34	307	9.0	25	3

TOP DEFENSE	TOT	SOLO	AST	SCK	YDS	INT
Eric Kendricks	12	6	6	0.0	0.0	1
Anthony Harris	11	2	9	0.0	0.0	0
Eric Wilson	9	4	5	0.0	0.0	0

FIELD GOALS	FGM/FGA	PERCENT	RESULTS
Dan Bailey	2-2	100.0	53G, 25G
TOTAL	2-2	100.0	

## TEAM STATISTICS

First Downs	21
3rd-Down Eff. (Made/Att/Pct)	6/14/43%
4th-Down Eff. (Made/Att/Pct)	1/1/100%
Total Net Yards	374
Total Plays	64
Yards Per Play	5.8
Rushes/Net Yards	28/107
Net Passing	267
Pass Attempts/Completions	36/19
Had Intercepted	1
Sacked/Yards Lost	0/0
Punts/Average	3/38.7
Penalties/Yards	7/58
Fumbles/Lost	0/0
Possession Time	28:47

## PANTHERS VIKINGS

21	26
6/14/43%	6/13/46%
1/1/100%	1/1/100%
374	387
64	71
5.8	5.5
28/107	24/96
267	291
36/19	45/34
1	0
0/0	2/16
3/38.7	3/51.0
7/58	8/52
0/0	3/3
28:47	31:13



# 2020 GAME SUMMARIES



32

## WEEK 14

Denver Broncos 32, Carolina Panthers 27

5,768 Bank of America Stadium Dec 13, 2020



27

Denver Broncos	6	7	12	7	—	32
Carolina Panthers	0	7	3	17	—	27

### SCORING DRIVES

TEAM	QTR	TIME	SCORING PLAY	DEN	CAR
Broncos	1	10:18	D.Spencer 83 yd. punt return (kick failed, hlu)	6	0
Panthers	2	06:15	M.Davis 3 yd. run (J.Slye kick) (2-3, 0:07)	6	7
Broncos	2	01:33	N.Vannett 2 yd. pass from D.Lock (B.McManus kick) (12-75, 4:42)	13	7
Broncos	3	11:04	K.Hamler 37 yd. pass from D.Lock (kick failed, wl) (4-63, 2:07)	19	7
Panthers	3	06:53	J.Slye 35 yd. Field Goal (11-58, 4:11)	19	10
Broncos	3	03:35	T.Patrick 2 yd. pass from D.Lock (pass failed) (7-75, 3:18)	25	10
Panthers	4	13:31	T.Bridgewater 7 yd. run (J.Slye kick) (9-75, 5:04)	25	17
Panthers	4	05:12	J.Slye 26 yd. Field Goal (10-74, 5:03)	25	20
Broncos	4	03:54	K.Hamler 49 yd. pass from D.Lock (B.McManus kick) (3-75, 1:18)	32	20
Panthers	4	03:26	M.Davis 10 yd. run (J.Slye kick) (4-75, 0:28)	32	27

### DENVER BRONCOS

OFFENSE	DEFENSE
WR 10 J. Jeudy	DE 96 S. Harris
WR 81 T. Patrick	OLB 55 B. Chubb
G 52 N. Muli	OLB 59 M. Reed
G 66 D. Risner	ILB 47 J. Jewell
G 68 E. Wilkinson	ILB 45 A. Johnson
C 79 L. Cushmanberry III	CB 20 D. Dawson Jr.
TE 87 N. Fant	CB 13 M. Ojemudia
TE 88 N. Vannett	S 22 K. Jackson
T 76 C. Anderson	S 31 J. Simmons
QB 3 D. Lock	
RB 25 M. Gordon III	

### CAROLINA PANTHERS

OFFENSE	DEFENSE
LT 76 R. Okung	DE 53 B. Burns
LG 64 C. Reed	DT 93 B. Roy
C 61 M. Paradis	DT 94 E. Obada
RG 67 J. Miller	DE 97 Y. Gross-Matos
RT 72 T. Moton	WILL 56 J. Carter Jr.
TE 82 C. Manhertz	MIKE 52 T. Whitehead
WR 11 R. Anderson	SAM 21 J. Chinn
WR 14 P. Cooper	CB 26 D. Jackson
WR 16 B. Zylstra	CB 25 T. Pride Jr.
RB 28 M. Davis	SS 31 J. Burris
QB 5 T. Bridgewater	FS 33 T. Boston

### DENVER BRONCOS

PASSING	ATT	CP	YDS	SK/YD	TD	LG	INT	RTG
Drew Lock	27	21	280	1/11	4	49T	0	149.5
TOTAL	27	21	280	1/11	4	49T	0	149.5

RUSHING	ATT	YDS	AVG	LG	TD
Melvin Gordon III	13	68	5.2	15	0
Phillip Lindsay	11	24	2.2	9	0
Drew Lock	6	4	0.7	6	0
TOTAL	30	96	3.2	15	0

RECEIVING	NO	YDS	AVG	LG	TD
Troy Fumagalli	4	53	13.3	29	0
Nick Vannett	4	20	5.0	8	1
Tim Patrick	3	36	12.0	32	1
Melvin Gordon III	3	23	7.7	20	0
KJ Hamler	2	86	43.0	49T	2
Jerry Jeudy	2	42	21.0	31	0
Phillip Lindsay	2	7	3.5	4	0
DaeSean Hamilton	1	13	13.0	13	0
TOTAL	21	280	13.3	49T	4

TOP DEFENSE	TOT	SOLO	AST	SCK	YDS	INT
Justin Simmons	7	7	0	0.0	0.0	0
Kareem Jackson	7	7	0	0.0	0.0	0
Josey Jewell	6	3	3	0.0	0.0	0

FIELD GOALS	FGM/FGA	PERCENT	RESULTS
No Field Goals			

### CAROLINA PANTHERS

PASSING	ATT	CP	YDS	SK/YD	TD	LG	INT	RTG
Teddy Bridgewater	40	30	283	4/38	0	32	0	94.1
TOTAL	40	30	283	4/38	0	32	0	94.1

RUSHING	ATT	YDS	AVG	LG	TD
Mike Davis	11	51	4.6	10T	2
Teddy Bridgewater	3	31	10.3	14	1
Curtis Samuel	2	22	11.0	12	0
Robby Anderson	2	13	6.5	11	0
Rodney Smith	2	10	5.0	6	0
Trenton Cannon	1	-2	-2.0	-2	0
TOTAL	21	125	6.0	14	3

RECEIVING	NO	YDS	AVG	LG	TD
Robby Anderson	8	84	10.5	23	0
Curtis Samuel	7	68	9.7	19	0
Mike Davis	5	42	8.4	20	0
Pharoh Cooper	3	52	17.3	32	0
Ian Thomas	3	20	6.7	8	0
Rodney Smith	2	14	7.0	9	0
Brandon Zylstra	1	3	3.0	3	0
Alex Armah	1	0	0.0	0	0
TOTAL	30	283	9.4	32	0

TOP DEFENSE	TOT	SOLO	AST	SCK	YDS	INT
Jeremy Chinn	8	7	1	1.0	11.0	0
Justin Burris	7	6	1	0.0	0.0	0
Brian Burns	6	3	3	0.0	0.0	0

FIELD GOALS	FGM/FGA	PERCENT	RESULTS
Joey Slye	2-2	100.0	35G, 26G
TOTAL	2-2	100.0	

### TEAM STATISTICS

First Downs	23
3rd-Down Eff. (Made/Att/Pct)	3/8/38%
4th-Down Eff. (Made/Att/Pct)	0/0/0%
Total Net Yards	365
Total Plays	58
Yards Per Play	6.3
Rushes/Net Yards	30/96
Net Passing	269
Pass Attempts/Completions	27/21
Had Intercepted	0
Sacked/Yards Lost	1/11
Punts/Average	4/44.3
Penalties/Yards	2/18
Fumbles/Lost	2/1
Possession Time	29:32

### BRONCOS PANTHERS

23	22
6/14/43%	0/1/0%
370	
65	
5.7	
21/125	
245	
40/30	
0	
4/38	
4/43.5	
7/48	
0/0	
30:28	

236

# 2020 GAME SUMMARIES



16

## WEEK 15

Carolina Panthers 16, Green Bay Packers 24  
Lambeau Field 🏈 Dec 19, 2020



24

Carolina Panthers	3	0	7	6	—	16
Green Bay Packers	7	14	0	3	—	24

### SCORING DRIVES

TEAM	QTR	TIME	SCORING PLAY	CAR	GB
Packers	1	09:54	R.Tonyan 1 yd. pass from A.Rodgers (M.Crosby kick) (7-81, 3:43)	0	7
Panthers	1	05:57	J.Slye 36 yd. Field Goal (8-57, 3:57)	3	7
Packers	2	14:09	A.Rodgers 6 yd. run (M.Crosby kick) (13-75, 6:48)	3	14
Packers	2	03:58	A.Jones 8 yd. run (M.Crosby kick) (7-47, 3:31)	3	21
Panthers	3	05:15	T.Bridgewater 13 yd. run (J.Slye kick) (7-51, 3:53)	10	21
Panthers	4	08:39	J.Slye 22 yd. Field Goal (16-76, 8:44)	13	21
Packers	4	03:39	M.Crosby 51 yd. Field Goal (10-42, 5:00)	13	24
Panthers	4	02:04	J.Slye 33 yd. Field Goal (6-61, 1:35)	16	24

### GREEN BAY PACKERS

OFFENSE	DEFENSE
WR 17 D. Adams	DE 94 D. Lowry
LT 69 D. Bakhtiari	NT 97 K. Clark
LG 62 L. Patrick	OLB 52 R. Gary
C 74 E. Jenkins	ILB 58 C. Kirksey
RG 77 B. Turner	ILB 51 K. Barnes
RT 71 R. Wagner	OLB 55 Z. Smith
TE 89 M. Lewis	CB 23 J. Alexander
WR 83 M. Valdes-Scantling	CB 20 K. King
WR 13 A. Lazard	CB 39 C. Sullivan
QB 12 A. Rodgers	S 31 A. Amos
RB 33 A. Jones	S 26 D. Savage

### CAROLINA PANTHERS

OFFENSE	DEFENSE
LT 78 T. Scott	DE 53 B. Burns
LG 64 C. Reed	DT 93 B. Roy
C 61 M. Paradis	DT 95 D. Brown
RG 67 J. Miller	DE 97 Y. Gross-Matos
RT 72 T. Moton	WILL 54 S. Thompson
TE 82 C. Manhertz	MWG 56 J. Carter Jr.
TE 86 C. Thompson	SAM 21 J. Chinn
WR 11 R. Anderson	CB 26 A. Jackson
WR 16 B. Zylstra	CB 25 T. Pride Jr.
RB 28 M. Davis	SS 31 J. Burris
QB 5 T. Bridgewater	FS 33 T. Boston

### CAROLINA PANTHERS

PASSING	ATT	CP	YDS	SK/YD	TD	LG	INT	RTG
Teddy Bridgewater	35	21	258	3/9	0	40	0	82.8
TOTAL	35	21	258	3/9	0	40	0	82.8

RUSHING	ATT	YDS	AVG	LG	TD
Mike Davis	14	59	4.2	12	0
Teddy Bridgewater	4	26	6.5	13t	1
Rodney Smith	4	23	5.8	12	0
Curtis Samuel	2	6	3.0	5	0
Brandon Zylstra	1	1	1.0	1	0
DJ Moore	1	1	1.0	1	0
Robby Anderson	1	-1	-1.0	-1	0
TOTAL	27	115	4.3	13T	1

RECEIVING	NO	YDS	AVG	LG	TD
DJ Moore	6	131	21.8	40	0
Curtis Samuel	4	42	10.5	16	0
Ian Thomas	3	29	9.7	15	0
Rodney Smith	3	24	8.0	11	0
Robby Anderson	2	21	10.5	15	0
Mike Davis	2	2	1.0	8	0
Alex Armah	1	9	9.0	9	0
TOTAL	21	258	12.3	40	0

TOP DEFENSE	TOT	SOLO	AST	SCK	YDS	INT
Jeremy Chinn	7	5	2	0.0	0.0	0
Jarrel Douglas	7	6	1	0.0	0.0	0
Jermaine Carter Jr.	6	2	4	0.0	0.0	0

FIELD GOALS	FGM/FGA	PERCENT	RESULTS
Joey Slye	3-3	100.0	36G, 22G, 33G
TOTAL	3-3	100.0	

### GREEN BAY PACKERS

PASSING	ATT	CP	YDS	SK/YD	TD	LG	INT	RTG
Aaron Rodgers	29	20	143	5/47	1	22	0	91.6
TOTAL	29	20	143	5/47	1	22	0	91.6

RUSHING	ATT	YDS	AVG	LG	TD
Aaron Jones	20	145	7.3	46	1
Aaron Rodgers	5	26	5.2	10	1
AJ Dillon	1	18	18.0	18	0
Jamaal Williams	1	6	6.0	6	0
TOTAL	27	195	7.2	46	2

RECEIVING	NO	YDS	AVG	LG	TD
Davante Adams	7	42	6.0	14	0
Allen Lazard	5	56	11.2	22	0
Robert Tonyan	3	18	6.0	10	1
Aaron Jones	3	13	4.3	9	0
Jamaal Williams	2	14	7.0	12	0
TOTAL	20	143	7.2	22	1

TOP DEFENSE	TOT	SOLO	AST	SCK	YDS	INT
Christian Kirksey	9	5	4	0.0	0.0	0
Adrian Amos	7	6	1	1.0	0.0	0
Darnell Savage	6	6	0	0.0	0.0	0

FIELD GOALS	FGM/FGA	PERCENT	RESULTS
Mason Crosby	1-1	100.0	51G
TOTAL	1-1	100.0	

### TEAM STATISTICS

First Downs	20
3rd-Down Eff. (Made/Att/Pct)	4/12/33%
4th-Down Eff. (Made/Att/Pct)	1/2/50%
Total Net Yards	364
Total Plays	65
Yards Per Play	5.6
Rushes/Net Yards	27/115
Net Passing	249
Pass Attempts/Completions	35/21
Had Intercepted	0
Sacked/Yards Lost	3/9
Punts/Average	4/45.8
Penalties/Yards	7/66
Fumbles/Lost	2/1
Possession Time	30:51

### PANTHERS

20
5/12/42%
0/0/0%
291
61
4.8
27/195
96
29/20
0
5/47
6/45.8
5/50
0/0
29:09

### PACKERS

20
5/12/42%
0/0/0%
291
61
4.8
27/195
96
29/20
0
5/47
6/45.8
5/50
0/0
29:09

# 2020 GAME SUMMARIES



**WEEK 16**  
**Carolina Panthers 20, Washington 13**  
**FedExField Dec 27, 2020**



Carolina Panthers .....	6	14	0	0	—	20
Washington .....	0	3	3	7	—	13

## SCORING DRIVES

TEAM	QTR	TIME	SCORING PLAY	CAR	WAS
Panthers	1	01:42	B.Zylstra fumble recovery in end zone (kick failed, wr)	6	0
Panthers	2	08:37	M.Davis 1 yd. run (J.Slye kick) (10-80, 6:14)	13	0
Panthers	2	03:06	R.Anderson 14 yd. pass from T.Bridgewater (J.Slye kick) (6-55, 3:34)	20	0
Washington	2	01:20	D.Hopkins 48 yd. Field Goal (9-45, 1:46)	20	3
Washington	3	04:01	D.Hopkins 26 yd. Field Goal (7-66, 2:56)	20	6
Washington	4	01:50	J.McKissic 29 yd. pass from T.Heinicke (D.Hopkins kick) (8-91, 1:19)	20	13

WASHINGTON	
OFFENSE	DEFENSE
WR 89 C. Sims	LB 47 K. Hudson
WR 16 R. Foster	LB 53 J. Bostic
G 75 B. Scherff	LB 55 C. Holcomb
G 71 W. Schweitzer	CB 23 R. Darby
C 73 C. Roullier	CB 29 K. Fuller
TE 82 L. Thomas	S 31 K. Curl
TE 87 J. Sprinkle	S 39 J. Reeves
T 78 C. Lucas	
T 76 M. Moses	
QB 7 D. Haskins Jr.	
RB 41 J. McKissic	
RB 28 A. Gibson	
CAROLINA PANTHERS	
OFFENSE	DEFENSE
LT 78 T. Scott	DE 97 Y. Gross-Matos
LG 64 C. Reed	DT 93 B. Roy
C 61 M. Paradis	DT 95 D. Brown
RG 67 J. Miller	WILL 54 S. Thompson
RT 72 T. Maton	MINE 56 J. Carter Jr.
TE 82 C. Manhertz	SAM 57 A. Taylor
TE 86 C. Thompson	CB 26 D. Jackson
WR 11 R. Anderson	CB 24 R. Douglas
WR 2 D. Moore	DB 21 J. Chinn
RB 28 M. Davis	SS 31 J. Burris
QB 5 T. Bridgewater	FS 33 T. Boston

## CAROLINA PANTHERS

PASSING	ATT	CP	YDS	SK/YD	TD	LG	INT	RTG
Teddy Bridgewater	28	19	197	4/30	1	44	1	85.0
TOTAL	28	19	197	4/30	1	44	1	85.0

RUSHING	ATT	YDS	AVG	LG	TD
Curtis Samuel	7	52	7.4	45	0
Mike Davis	14	28	2.0	7	1
Rodney Smith	7	23	3.3	7	0
Teddy Bridgewater	6	7	1.2	7	0
Alex Armah	1	3	3.0	3	0
TOTAL	35	113	3.2	45	1

RECEIVING	NO	YDS	AVG	LG	TD
Robby Anderson	7	39	5.6	14t	1
Curtis Samuel	5	106	21.2	44	0
DJ Moore	5	37	7.4	14	0
Rodney Smith	2	15	7.5	12	0
TOTAL	19	197	10.4	44	1

TOP DEFENSE	TOT	SOLO	AST	SCK	YDS	INT
Shaq Thompson	9	5	4	0.0	0.0	0
Jeremy Chinn	8	6	2	0.0	0.0	0
Tre Boston	6	5	1	0.0	0.0	1

FIELD GOALS	FGM/FGA	PERCENT	RESULTS
No Field Goals			

## TEAM STATISTICS

First Downs	19
3rd-Down Eff. (Made/Att/Pct)	6/15/40%
4th-Down Eff. (Made/Att/Pct)	2/3/67%
Total Net Yards	280
Total Plays	67
Yards Per Play	4.2
Rushes/Net Yards	35/113
Net Passing	167
Pass Attempts/Completions	28/19
Had Intercepted	1
Sacked/Yards Lost	4/30
Punts/Average	5/47.0
Penalties/Yards	3/35
Fumbles/Lost	2/1
Possession Time	35:36

## WASHINGTON

PASSING	ATT	CP	YDS	SK/YD	TD	LG	INT	RTG
Dwayne Haskins Jr.	28	14	154	2/6	0	50	2	36.9
Taylor Heinicke	19	12	137	1/7	1	29t	0	102.3
TOTAL	47	26	291	3/13	1	50	2	63.3

RUSHING	ATT	YDS	AVG	LG	TD
Antonio Gibson	10	61	6.1	22	0
Taylor Heinicke	3	22	7.3	12	0
J.D. McKissic	4	15	3.8	9	0
Peyton Barber	1	10	10.0	10	0
Logan Thomas	1	0	0.0	0	0
TOTAL	19	108	5.7	22	0

RECEIVING	NO	YDS	AVG	LG	TD
J.D. McKissic	8	77	9.6	29t	1
Logan Thomas	7	63	9.0	19	0
Steven Sims Sr.	4	52	13.0	23	0
Cam Sims	3	63	21.0	50	0
Antonio Gibson	3	8	2.7	7	0
Robert Foster	1	28	28.0	28	0
TOTAL	26	291	11.2	50	1

TOP DEFENSE	TOT	SOLO	AST	SCK	YDS	INT
Cole Holcomb	11	6	5	1.0	7.0	0
Jon Bostic	8	4	4	0.0	0.0	0
Kamren Curl	8	6	2	0.0	0.0	1

FIELD GOALS	FGM/FGA	PERCENT	RESULTS
Dustin Hopkins	2-2	100.0	48G, 26G
TOTAL	2-2	100.0	

## PANTHERS WASHINGTON

19	20
6/15/40%	7/15/47%
2/3/67%	1/3/33%
280	386
67	69
4.2	5.6
35/113	19/108
167	278
28/19	47/26
1	2
4/30	3/13
5/47.0	3/51.3
3/35	5/26
2/1	2/2
35:36	24:24

# 2020 GAME SUMMARIES



33

## WEEK 17

New Orleans Saints 33, Carolina Panthers 7

1,500 Bank of America Stadium Jan 3, 2021



7

New Orleans Saints	7	9	10	7	—	33
Carolina Panthers	7	0	0	0	—	7

### SCORING DRIVES

TEAM	QTR	TIME	SCORING PLAY	NO	CAR
Saints	1	09:04	J.Cook 18 yd. pass from D.Brees (W.Lutz kick) (8-42, 4:24)	7	0
Panthers	1	01:40	R.Smith 1 yd. run (J.Slye kick) (7-64, 4:10)	7	7
Saints	2	08:12	E.Sanders 8 yd. pass from D.Brees (kick failed, wl) (5-54, 2:25)	13	7
Saints	2	00:00	W.Lutz 33 yd. Field Goal (10-63, 2:47)	16	7
Saints	3	11:49	W.Lutz 48 yd. Field Goal (8-46, 3:11)	19	7
Saints	3	04:56	T.Hill 3 yd. run (W.Lutz kick) (3-24, 1:06)	26	7
Saints	4	15:00	A.Carr 11 yd. pass from D.Brees (W.Lutz kick) (8-57, 4:27)	33	7

### NEW ORLEANS SAINTS

OFFENSE	DEFENSE
WR 17 E. Sanders	DE 91 T. Hendrickson
WR 1 M. Callaway	DE 94 C. Jordan
C 62 N. Easton	DT 90 M. Brown
C 78 E. McCoy	DT 93 D. Onyemata
RG 75 A. Peat	MLB 53 Z. Baun
T 72 T. Armstead	MLB 47 A. Anzalone
T 71 R. Ramczyk	MLB 56 D. Davis
TE 45 G. Griffin	LCB 20 J. Jenkins
TE 82 A. Trautman	LCB 23 M. Lattimore
RB 37 T. Jones Jr.	LCB 26 P. Williams
QB 9 D. Brees	FS 27 M. Jenkins

### CAROLINA PANTHERS

OFFENSE	DEFENSE
LT 75 M. Schofield	DE 97 Y. Gross-Matos
LG 64 C. Reed	DT 93 B. Roy
C 61 M. Paradis	DE 95 D. Brown
RG 67 J. Miller	WILL 54 S. Thompson
RT 72 T. Moton	MIKE 56 J. Carter Jr.
TE 82 C. Manhertz	SAM 57 A. Taylor
TE 80 I. Thomas	CB 26 D. Jackson
WR 11 R. Anderson	CB 24 R. Douglas
WR 2 D. Moore	DB 21 J. Chinn
RB 20 R. Smith	SS 31 J. Burris
QB 5 T. Bridgewater	FS 33 T. Boston

### NEW ORLEANS SAINTS

PASSING	ATT	CP	YDS	SK/YD	TD	LG	INT	RTG
Drew Brees	32	22	201	2/10	3	27	0	116.8
TOTAL	32	22	201	2/10	3	27	0	116.8

RUSHING	ATT	YDS	AVG	LG	TD
Ty Montgomery II	18	105	5.8	36	0
Taysom Hill	7	41	5.9	15	1
Tony Jones Jr.	3	13	4.3	6	0
Jameis Winston	1	-1	-1.0	-1	0
Tommy Lee Lewis	1	-2	-2.0	-2	0
TOTAL	30	156	5.2	36	1

RECEIVING	NO	YDS	AVG	LG	TD
Emmanuel Sanders	9	63	7.0	9	1
Jared Cook	4	43	10.8	18t	1
Marquez Callaway	3	51	17.0	27	0
Lil' Jordan Humphrey	1	17	17.0	17	0
Austin Carr	1	11	11.0	11t	1
Adam Trautman	1	5	5.0	5	0
Taysom Hill	1	5	5.0	5	0
Juwan Johnson	1	4	4.0	4	0
Ty Montgomery II	1	2	2.0	2	0
TOTAL	22	201	9.1	27	3

TOP DEFENSE	TOT	SOLO	AST	SCK	YDS	INT
Grant Haley	6	5	1	0.0	0.0	1
Demario Davis	5	2	3	0.0	0.0	0
Janoris Jenkins	5	5	0	0.0	0.0	0

FIELD GOALS	FGM/FGA	PERCENT	RESULTS
Wil Lutz	2-2	100.0	33G, 48G
TOTAL	2-2	100.0	

### CAROLINA PANTHERS

PASSING	ATT	CP	YDS	SK/YD	TD	LG	INT	RTG
Teddy Bridgewater	23	13	176	1/10	0	44	2	44.8
PJ Walker	14	5	95	2/15	0	31	3	20.5
TOTAL	37	18	271	3/25	0	44	5	33.6

RUSHING	ATT	YDS	AVG	LG	TD
Rodney Smith	10	40	4.0	8	1
Tommy Stevens	4	24	6.0	10	0
Teddy Bridgewater	3	7	2.3	7	0
Curtis Samuel	3	3	1.0	6	0
TOTAL	20	74	3.7	10	1

RECEIVING	NO	YDS	AVG	LG	TD
Curtis Samuel	7	118	16.9	33	0
DJ Moore	5	101	20.2	44	0
Robby Anderson	3	40	13.3	31	0
Pharoh Cooper	1	9	9.0	9	0
Rodney Smith	1	4	4.0	4	0
Ian Thomas	1	-1	-1.0	-1	0
TOTAL	18	271	15.1	44	0

TOP DEFENSE	TOT	SOLO	AST	SCK	YDS	INT
Shag Thompson	10	3	7	0.0	0.0	0
Tre Boston	10	4	6	1.0	7.0	0
Jermaine Carter Jr.	8	3	5	0.0	0.0	0

FIELD GOALS	FGM/FGA	PERCENT	RESULTS
Wil Lutz	No Field Goals		
TOTAL			

### TEAM STATISTICS

First Downs	20	17
3rd-Down Eff. (Made/Att/Pct)	6/14/43%	1/9/11%
4th-Down Eff. (Made/Att/Pct)	1/1/100%	2/4/50%
Total Net Yards	347	320
Total Plays	64	60
Yards Per Play	5.4	5.3
Rushes/Net Yards	30/156	20/74
Net Passing	191	246
Pass Attempts/Completions	32/22	37/18
Had Intercepted	0	5
Sacked/Yards Lost	2/10	3/25
Punts/Average	5/41.8	3/46.3
Penalties/Yards	4/31	1/5
Fumbles/Lost	2/0	2/0
Possession Time	30:54	29:06

### SAINTS PANTHERS

# 2020 ROSTER TRANSACTIONS

DATE	PLAYER	TRANSACTION			
28-Dec	T Trent Scott	Placed on reserve/injured list (shoulder)	7-Nov	DT Woodrow Hamilton	Waived
28-Dec	T Matt Kasey	Signed to active roster	5-Nov	C Sam Tecklenburg	Waived
26-Dec	LB Clay Johnston	Elevated to active roster for Week 16	5-Nov	DE Yetur Gross-Matos	Designated to return
26-Dec	T Matt Kasey	Elevated to active roster for Week 16	4-Nov	C Tyler Larsen	Activated from reserve/COVID-19 list
19-Dec	T Aaron Monteiro	Elevated to active roster for Week 15	4-Nov	G Michael Schofield	Activated from reserve/COVID-19 list
19-Dec	T Matt Kasey	Elevated to active roster for Week 15	4-Nov	TE Seth DeVale	Signed to practice squad
17-Dec	LT Greg Little	Placed on reserve/injured list	29-Oct	DB Natrell Jamerson	Elevated to active roster for Week 8
16-Dec	WR DJ Moore	Activated from reserve/COVID-19 list	29-Oct	G Mike Horton	Elevated to active roster for Week 8
15-Dec	DT Bruce Hector	Activated off practice squad/COVID-19 list	29-Oct	WR Marken Michel	Elevated to active roster for Week 8
15-Dec	LB Chris Orr	Signed to practice squad	27-Oct	CB Eli Apple	Released
15-Dec	K Lirim Hajrullahu	Released from practice squad	27-Oct	RB Christian McCaffrey	Designated to return
14-Dec	WR Ventell Bryant	Signed to practice squad	26-Oct	CB Josh Hawkins	Released from practice squad
14-Dec	WR Shelton Gibson	Released from practice squad	26-Oct	WR Seth Roberts	Released
12-Dec	WR Marken Michel	Elevated to active roster for Week 14	24-Oct	G Mike Horton	Elevated to active roster for Week 7
12-Dec	LB Adarius Taylor	Activated from reserve/injured list	24-Oct	K Taylor Bertolet	Signed to practice squad
12-Dec	DT Woodrow Hamilton	Signed from practice squad to active roster	23-Oct	S Sean Chandler	Signed
12-Dec	LB Chris Orr	Waived	23-Oct	CB Rasul Douglas	Placed on reserve/COVID-19 list
11-Dec	DB Natrell Jamerson	Signed to active roster	23-Oct	K Joey Slye	Activated from reserve/COVID-19 list
11-Dec	WR Amara Darboh	Signed to practice squad	23-Oct	T Trent Scott	Activated from reserve/COVID-19 list
11-Dec	LB Shaq Thompson	Activated from reserve/COVID-19 list	21-Oct	K Joey Slye	Placed on reserve/COVID-19 list
11-Dec	WR Curtis Samuel	Activated from reserve/COVID-19 list	21-Oct	T Trent Scott	Placed on reserve/COVID-19 list
11-Dec	DT Derrick Brown	Activated from reserve/COVID-19 list	20-Oct	WR Keith Kirkwood	Placed on reserve/injured list (clavicle)
10-Dec	DE Yetur Gross-Matos	Activated from reserve/COVID-19 list	20-Oct	S Justin Burris	Placed on reserve/injured list (ribs)
9-Dec	T Greg Little	Activated off reserve/COVID-19 list	20-Oct	C Sam Tecklenburg	Signed to active roster
9-Dec	K Lirim Hajrullahu	Signed to practice squad	20-Oct	S Kenny Robinson	Signed to active roster
9-Dec	LB Adarius Taylor	Designated to return	20-Oct	RB Michael Warren	Signed to practice squad
8-Dec	LB Shaq Thompson	Placed on reserve/COVID-19 list	20-Oct	DE Greg Roberts	Signed to practice squad
7-Dec	WR Curtis Samuel	Placed on reserve/COVID-19 list	20-Oct	DT Mike Pasiuk	Signed to practice squad
7-Dec	WR DJ Moore	Placed on reserve/COVID-19 list	20-Oct	CB Josh Hawkins	Signed to practice squad
7-Dec	P Michael Palardy	Placed on reserve/COVID-19 list	19-Oct	G Michael Schofield	Placed on reserve/COVID-19 list
7-Dec	DT Zach Kerr	Placed on reserve/COVID-19 list	17-Oct	DE Austin Larkin	Signed to active roster
7-Dec	T Greg Little	Placed on reserve/COVID-19 list	17-Oct	DT Woodrow Hamilton	Signed to active roster
7-Dec	DT Derrick Brown	Placed on reserve/COVID-19 list	17-Oct	WR Keith Kirkwood	Activated off reserve/injured list
4-Dec	WR Shelton Gibson	Signed to practice squad	16-Oct	DE Yetur Gross-Matos	Placed on reserve/injured list (ankle)
4-Dec	DT Bruce Hector	Placed on practice squad/COVID-19 list	16-Oct	C Tyler Larsen	Placed on reserve/COVID-19 list
1-Dec	K Taylor Bertolet	Released from practice squad	15-Oct	DT Kawann Short	Placed on reserve/injured list (shoulder)
30-Nov	DE Yetur Gross-Matos	Placed on reserve/COVID-19 list	12-Oct	RB Rodney Smith	Signed to practice squad
28-Nov	DB Natrell Jamerson	Elevated to active roster for Week 12	6-Oct	RB Reggie Bonafon	Placed on practice squad/injured list
28-Nov	WR Ishmael Hyman	Placed on practice squad/injured.	1-Oct	RB Pete Guerriero	Signed to practice squad
28-Nov	K Taylor Bertolet	Signed to practice squad	29-Sep	DB Natrell Jamerson	Reactivated from COVID-19 list to practice squad
24-Nov	S Sean Chandler	Signed to practice squad	26-Sep	RB Reggie Bonafon	Activated to active roster
24-Nov	K Taylor Bertolet	Released from practice squad	25-Sep	K Kai Forbath	Signed to practice squad
21-Nov	LB Chris Orr	Activated to active roster	25-Sep	CB Trumaine Johnson	Released from practice squad
21-Nov	LB Daniel Bituli	Signed to practice squad	23-Sep	RB Christian McCaffrey	Placed on reserve/injured list
21-Nov	S Sean Chandler	Waived	23-Sep	OL Chris Reed	Activated from reserve/COVID-19 list to active roster
21-Nov	WR Shelton Gibson	Released from practice squad	21-Sep	DT Woodrow Hamilton	Reverted from active list to practice squad
21-Nov	K Taylor Bertolet	Signed to practice squad	21-Sep	G Aaron Monteiro	Signed to practice squad
21-Nov	DB Natrell Jamerson	Elevated to active roster for Week 11	21-Sep	K Kai Forbath	Released from practice squad
18-Nov	DE Jonathan Wynn	Signed to practice squad	19-Sep	DT Woodrow Hamilton	Activated to active roster for Week 2
17-Nov	TE Seth DeVale	Released from practice squad	19-Sep	CB Trumaine Johnson	Signed to practice squad
16-Nov	QB Tommy Stevens	Signed to practice squad	19-Sep	G Aaron Monteiro	Released from practice squad
16-Nov	K Taylor Bertolet	Released from practice squad	19-Sep	K Kai Forbath	Signed to practice squad
14-Nov	DT Bruce Hector	Elevated to active roster for Week 10	19-Sep	DB T.J. Green	Released from practice squad
14-Nov	LB Chris Orr	Elevated to active roster for Week 10	18-Sep	WR Hakeem Butler	Signed to practice squad
14-Nov	S Justin Burris	Elevated from reserve list	18-Sep	DT Myles Adams	Released from practice squad
14-Nov	RB Rodney Smith	Signed to active roster	16-Sep	G Aaron Monteiro	Signed to practice squad
14-Nov	K Taylor Bertolet	Signed to practice squad	15-Sep	K Kaare Vedvik	Released from practice squad
13-Nov	DE Stephen Weatherly	Placed on reserve/injured list	9-Sep	DB Natrell Jamerson	Placed on the practice squad/COVID 19 list
13-Nov	RB Reggie Bonafon	Placed on reserve/injured list	8-Sep	LB Clay Johnston	Signed to practice squad
11-Nov	RB Reggie Bonafon	Signed to active roster	8-Sep	DB Derrek Thomas	Waived with an injury settlement
11-Nov	LB Adarius Taylor	Placed on reserve/injured (groin)	7-Sep	DE Efe Obada	Signed
10-Nov	S Justin Burris	Designated to return	7-Sep	S Kenny Robinson	Signed to practice squad
10-Nov	DT Mike Pasiuk	Released from practice squad	7-Sep	T Matt Kasey	Signed to practice squad
10-Nov	K Taylor Bertolet	Released from practice squad	7-Sep	CB Eli Apple	Placed on reserve/injured list
10-Nov	RB Reggie Bonafon	Activated to practice squad from practice squad/injured.	7-Sep	TE Colin Thompson	Signed
10-Nov	DT Woodrow Hamilton	Signed to practice squad	7-Sep	WR Keith Kirkwood	Placed on reserve/injured list
7-Nov	RB Christian McCaffrey	Activated from reserve/injured list	6-Sep	DE Shareef Miller	Claimed off waivers (Philadelphia)
7-Nov	DE Yetur Gross-Matos	Activated from reserve/injured list	6-Sep	DB Rasul Douglas	Claimed off waivers (Philadelphia)
7-Nov	K Taylor Bertolet	Signed to practice squad	6-Sep	T Trent Scott	Claimed off waivers (Los Angeles Chargers)
7-Nov	C Sam Tecklenburg	Signed to practice squad	6-Sep	T Matt Kasey	Waived
7-Nov	RB Pete Guerriero	Released from practice squad	6-Sep	S Kenny Robinson	Waived
7-Nov	DE Greg Roberts	Released from practice squad	6-Sep	DE Efe Obada	Waived
7-Nov	DT Mike Horton	Elevated to active roster for Week 8	6-Sep	C Sam Tecklenburg	Signed to practice squad
7-Nov	WR Marken Michel	Elevated to active roster for Week 9	6-Sep	K Kaare Vedvik	Signed to practice squad
			6-Sep	TE Giovanni Ricci	Signed to practice squad

# 2020 ROSTER TRANSACTIONS

DATE	PLAYER	TRANSACTION			
6-Sep	LB Chris Orr	Signed to practice squad	27-Jul	LB Kyahva Tezino	Claimed off waivers (New England)
6-Sep	WR Marken Michel	Signed to practice squad	27-Jul	LB Adarius Taylor	Signed
6-Sep	DB Natrell Jamerson	Signed to practice squad	27-Jul	DL Austrian Robinson	Waived
6-Sep	DE Austin Larkin	Signed to practice squad	22-Jul	P Joseph Charlton	Signed
6-Sep	WR Ishmael Hyman	Signed to practice squad	21-Jul	CB Stanley Thomas-Oliver	Signed
6-Sep	G Mike Horton	Signed to practice squad	21-Jul	DT Bravlon Roy	Signed
6-Sep	DT Bruce Hector	Signed to practice squad	21-Jul	S Kenny Robinson	Signed
6-Sep	DT Woodrow Hamilton	Signed to practice squad	21-Jul	CB Troy Pride	Signed
6-Sep	DT Myles Adams	Signed to practice squad	21-Jul	S Jeremy Chinn	Signed
6-Sep	RB Reggie Bonnafon	Signed to practice squad	21-Jul	DE Yetur Gross-Matos	Signed
5-Sep	TE Temarrick Hemingway	Released	3-Jun	TE Seth DeVale	Terminated vested veteran (non-football injury)
5-Sep	CB T.J. Green	Waived	2-Jun	LB Luke Kuechly	Placed on Reserved/Retired list
5-Sep	K Kaare Vedvik	Waived	29-May	LB Sione Teuhema	Waived
5-Sep	LB James Onwuali	Waived	29-May	CB Eli Apple	Signed
5-Sep	LB Chris Orr	Waived	13-May	DT Derrick Brown	Signed
5-Sep	LB Jordan Kunaszyk	Waived	2-May	G Michael Schofield	Signed
5-Sep	DE Jalen Jelks	Waived	2-May	RB Marcus Murphy	Terminated vested veteran
5-Sep	DB Natrell Jamerson	Waived	2-May	LB Sam Franklin	Signed
5-Sep	DT Bruce Hector	Waived	1-May	T Juwann Bushell-Beatty	Signed
5-Sep	DT Woodrow Hamilton	Waived	30-Apr	CB Derrek Thomas	Signed
5-Sep	RB Reggie Bonnafon	Waived	30-Apr	DE DeVonte Lambert	Signed
5-Sep	T Branden Bowen	Waived	30-Apr	C Sam Tecklenburg	Signed
5-Sep	TE Colin Thompson	Waived	30-Apr	TE Giovanni Ricci	Signed
5-Sep	DT Myles Adams	Waived	30-Apr	LB David Reese	Signed
5-Sep	DB Jameson Houston	Waived	30-Apr	LB Chris Orr	Signed
5-Sep	WR Darrell Stewart	Waived	30-Apr	C Frederick Mauigoa	Signed
5-Sep	G Mike Horton	Waived	30-Apr	G Mike Horton	Signed
5-Sep	WR Ishmael Hyman	Waived	30-Apr	WR TreVontae Hights	Signed
5-Sep	WR Cam Phillips	Waived	30-Apr	DB Myles Hartsfield	Signed
5-Sep	C Sam Tecklenburg	Waived	30-Apr	LB Jason Ferris	Signed
5-Sep	TE Giovanni Ricci	Waived	30-Apr	WR Omar Bayless	Signed
5-Sep	T Aaron Monteiro	Waived	30-Apr	G Branden Bowen	Signed
5-Sep	WR Marken Michel	Waived	30-Apr	DT Myles Adams	Signed
5-Sep	DE Austin Larkin	Waived	30-Apr	DB Dominique Hatfield	Waived
5-Sep	S Quin Blanding	Waived	30-Apr	K Elliott Fry	Waived
2-Sep	WR Tommylee Lewis	Waived/Injured	29-Apr	DT Austrian Robinson	Signed
2-Sep	LB James Onwuali	Signed	27-Apr	LB Jordan Mack	Signed
1-Sep	G Chris Reed	Placed on reserve/COVID-19 list	27-Apr	TE Cam Sutton	Signed
31-Aug	LB Andre Smith	Traded to Buffalo for 2023 conditional late-round pick	27-Apr	TE Colin Thompson	Signed
30-Aug	DB Derrek Thomas	Placed on reserve/COVID-19 list	25-Apr	CB Stanley Thomas-Oliver III	Drafted in seventh round (221st overall)
28-Aug	CB Jameson Houston	Signed	25-Apr	DT Bravlon Roy	Drafted in sixth round (184th overall)
28-Aug	DE Austin Larkin	Signed	25-Apr	S Kenny Robinson	Drafted in fifth round (152nd overall)
28-Aug	DE DeVonte Lambert	Waived	25-Apr	CB Troy Pride Jr.	Drafted in fourth round (113th overall)
28-Aug	CB Cole Luke	Waived	24-Apr	S Jeremy Chinn	Drafted in second round (64th overall)
26-Aug	DB Derrek Thomas	Waived/Injured	24-Apr	DE Yetur Gross-Matos	Drafted in second round (38th overall)
26-Aug	WR Omar Bayless	Placed on reserve/injured.	23-Apr	DT Derrick Brown	Drafted in first round (7th overall)
26-Aug	WR Cam Phillips	Free Agent Signing	16-Apr	RB Christian McCaffrey	Signed contract extension through 2025
26-Aug	WR Darrell Stewart	Signed	1-Apr	WR Keith Kirkwood	Signed free agent
23-Aug	RB Jordan Scarlett	Waived	1-Apr	WR Robby Anderson	Signed unrestricted free agent
22-Aug	LB Julian Stanford	Signed	26-Mar	TE Seth DeVale	Signed unrestricted free agent
22-Aug	LB David Reese	Waived	26-Mar	WR Seth Roberts	Signed unrestricted free agent
20-Aug	K/P Kaare Vedvik	Claimed off waivers (Buffalo)	25-Mar	DL Zach Kerr	Signed unrestricted free agent
20-Aug	TE Andrew Vollert	Waived	25-Mar	WR DeAndrew White	Signed free agent
17-Aug	DE Jalen Jelks	Claimed off waivers (Dallas)	25-Mar	QB P.J. Walker	Signed free agent
16-Aug	WR Tommylee Lewis	Signed	25-Mar	QB Teddy Bridgewater	Signed unrestricted free agent
16-Aug	WR Marken Michel	Signed	24-Mar	QB Kyle Allen	Traded to Washington for 2020 fifth-round draft pick
16-Aug	TE Andrew Vollert	Signed	24-Mar	QB Cam Newton	Terminated vested veteran
16-Aug	WR DeAndrew White	Waived	23-Mar	DE Stephen Weatherly	Signed unrestricted free agent
16-Aug	TE Cam Sutton	Waived	23-Mar	G John Miller	Signed
16-Aug	LB Kyahva Tezino	Waived	23-Mar	LB Tahir Whitehead	Signed
16-Aug	LB Jason Ferris	Released	20-Mar	S Justin Burris	Signed unrestricted free agent to two-year contract
9-Aug	DT Bruce Hector	Signed	20-Mar	WR Pharoh Cooper	Signed unrestricted free agent to one-year contract
9-Aug	WR TreVontae Hights	Waived	18-Mar	T Russell Okung	Acquired in trade with Chargers for G Trai Turner
4-Aug	RB Trenton Cannon	Claimed off waivers (New York Jets)	18-Mar	S Eric Reid	Released
3-Aug	LB Christian Miller	Opted out of 2020 season	18-Mar	OL Garrett McGhin	Waived
1-Aug	RB Rodney Smith	Waived	16-Mar	S Colin Jones	Terminated vested veteran
1-Aug	G Tyler Marz	Waived	10-Mar	QB Kyle Allen	Signed to one-year contract extension
1-Aug	C Frederick Mauigoa	Waived	24-Feb	TE Marcus Baugh	Waived
1-Aug	WR Damion Jeanpierre	Waived	6-Feb	K Joey Slye	Signed one-year contract extension
1-Aug	LB Jason Ferris	Waived/Injured	5-Feb	DB Cole Luke	Signed one-year contract extension
30-Jul	K Graham Gano	Terminated vested veteran	4-Feb	RB Reggie Bonnafon	Signed one-year contract extension
30-Jul	DE Chris Smith	Terminated vested veteran	3-Feb	TE Greg Olsen	Terminated as a vested veteran
28-Jul	T Juwann Bushell-Beatty	Waived	6-Jan	DE Efe Obada	Signed to one-year contract extension
28-Jul	LB Jordan Mack	Opted out of 2020 season	2-Jan	WR Ishmael Hyman	Signed to reserve future contract



# RECORDS



**CAROLINA  
PANTHERS**

# RECORDS: REGULAR INDIVIDUAL

## SERVICE

<b>Most Games Played</b>	
221	John Kasay, 1995-2010
192	J.J. Jansen, 2009-20
182	Steve Smith, 2001-13
<b>Most Games Started</b>	
167	Jordan Gross, 2003-13
161	Steve Smith, 2001-13
158	Thomas Davis, 2005-18

## SCORING POINTS

<b>Most Points, Career</b>	
1,482	John Kasay, 1995-2010 [351 FG, 429 PAT]
742	Graham Gano, 2012-19 [165 FG, 247 PAT]
454	Steve Smith, 2001-13 [75 TD: 67-P, 2-R, 6-RET, 2PF: 2-P]
<b>Most Points, Season</b>	
146	Graham Gano, 2015 [30 FG, 56 PAT]
145	John Kasay, 1996 [37 FG, 34 PAT]
130	John Kasay, 2008 [28 FG, 46 PAT]
<b>Most Points, Game</b>	
24	DeAngelo Williams at New York Giants 12/21/08 (4-R)
24	DeAngelo Williams at Green Bay 11/30/08 (4-R)
20	John Kasay, vs New Orleans 12/5/04 (6 FG, 2 PAT)
<b>Most Consecutive Games, Scoring</b>	
100	John Kasay, 2004-10
98	Graham Gano, 2012-18
32	Joey Slye, 2019-20

## TOUCHDOWNS

<b>Most Touchdowns, Career</b>	
75	Steve Smith, 2001-13 [67-P, 6-RET, 2-R]
58	Cam Newton, 2011-19 [58-R]
58	Jonathan Stewart, 2008-17 [51-R, 7-P]
<b>Most Touchdowns, Season</b>	
20	DeAngelo Williams, 2008 [18-R, 2-P]
19	Christian McCaffrey, 2019 [15-R, 2-P]
16	Muhsin Muhammad, 2004 [16-P]
<b>Most Touchdowns, Game</b>	
4	DeAngelo Williams, at New York Giants 12/21/08 [4 rush]
	DeAngelo Williams, at Green Bay 11/30/08 [4 rush]
3	16x, most recently, Christian McCaffrey, vs Tennessee 11/3/19 [2 rec-1 rush]
<b>Most Consecutive Games, Scoring Touchdown</b>	
8	DeAngelo Williams, 2008
7	Christian McCaffrey, 2019
6	Patrick Jeffers, 1999

## POINTS AFTER TOUCHDOWN (PATs)

<b>Most PATs Attempted, Career</b>	
438	John Kasay, 1995-2010
260	Graham Gano, 2012-19
71	Joey Slye, 2019-20
<b>Most PATs Attempted, Season</b>	
59	Graham Gano, 2015
46	John Kasay, 2008 [28 FG, 46 PAT]
45	Olindo Mare, 2011
<b>Most PATs Attempted, Game</b>	
6	Graham Gano, vs Tampa Bay 11/4/18
	Graham Gano, vs Miami 11/13/17
	Graham Gano, at New Orleans 12/6/15
	Olindo Mare, vs Tampa Bay 12/24/11
	Shayne Graham, vs Cincinnati 12/8/02
	Richie Cunningham, vs New Orleans 1/2/00
	John Kasay, vs St. Louis 10/13/96
<b>Most PATs Made, Career</b>	
429	John Kasay, 1995-2010
247	Graham Gano, 2012-19
64	Joey Slye, 2019-20
<b>Most PATs Made, Season</b>	
56	Graham Gano, 2015
46	John Kasay, 2008
44	Olindo Mare, 2011
<b>Most PATs Made, Game</b>	
6	Graham Gano, vs Tampa Bay 11/4/18
	Graham Gano, vs Miami 11/13/17
	Olindo Mare, vs Tampa Bay 12/24/11
	Shayne Graham, vs Cincinnati 12/8/02
	Richie Cunningham, vs New Orleans 12/2/00
	John Kasay, vs St. Louis 10/13/96
<b>Most Consecutive PATs Made</b>	
157	John Kasay, 2005-09
75	Graham Gano, 2014-15
69	John Kasay, 1998-99, 2001
<b>Most PATs, Season (no misses)</b>	
46	John Kasay, 2008
42	Graham Gano, 2013
34	Graham Gano, 2014

<b>Most PATs, Game (no misses)</b>	
6	Graham Gano, vs Tampa Bay 11/4/18
	Graham Gano, vs Miami 11/13/17
	Olindo Mare, vs Tampa Bay 12/24/11
	Shayne Graham, vs Cincinnati 12/8/02
	Richie Cunningham, vs New Orleans 12/2/00
	John Kasay, vs St. Louis 10/13/96

## TWO-POINT CONVERSIONS

<b>Most Two-Point Conversions, Career</b>	
2	Cam Newton, 2011-19
	Greg Olsen, 2011-19
	Steve Smith, 2001-13
	DeAngelo Williams, 2006-14
	Muhsin Muhammad, 1996-2004, 2008-09
	Kerry Collins, 1995-1998

<b>Most Two-Point Conversions, Season</b>	
1	25x, most recently, Robby Anderson, 2020
<b>Most Two-Point Conversions, Game</b>	
1	25x, most recently, Robby Anderson, vs. Las Vegas, 9/13/20

## FIELD GOALS

<b>Most Field Goals Attempted, Career</b>	
424	John Kasay, 1995-2010
193	Graham Gano, 2012-19
68	Joey Slye, 2019-20
<b>Most Field Goals Attempted, Season</b>	
45	John Kasay, 1996
38	Graham Gano, 2016
	John Kasay, 2003
<b>Most Field Goals Attempted, Game</b>	
6	John Kasay, at New Orleans 12/5/04
	John Kasay, at San Francisco 11/8/98
5	17x, most recently, Joey Slye, at Los Angeles Chargers 9/27/20
<b>Most Field Goals Made, Career</b>	
351	John Kasay, 1995-2010
165	Graham Gano, 2012-19
54	Joey Slye, 2019-20
<b>Most Field Goals, Season</b>	
37	John Kasay, 1996
32	John Kasay, 2003
30	2x, Graham Gano, 2015 and 2016
<b>Most Field Goals, Game</b>	
6	John Kasay, at New Orleans 12/5/04
5	4x, most recently, Joey Slye, at Los Angeles Chargers 9/27/20
<b>Most Field Goals, One Quarter</b>	
3	Graham Gano, vs San Francisco 9/18/16 [4th]
	Graham Gano, at Buffalo 9/15/13 [4th]
	Graham Gano, vs Atlanta 12/9/12 [2nd]
	John Kasay, at San Diego 9/7/08 [2nd]
	Joe Nedney, vs St. Louis 12/3/00 [4th]
	John Kasay, at Atlanta 9/7/97 [4th]

<b>Most Consecutive Games, Scoring Field Goals</b>	
19	John Kasay, 2007-08
18	Joey Slye, 2019-20
15	Graham Gano, 2016-17
	John Kasay, 1996-97
<b>Most Consecutive Field Goals</b>	
28	Graham Gano, 2017-18
21	John Kasay, 2008, 2003
20	Graham Gano, 2014-15
<b>Longest Field Goal</b>	
63	Graham Gano, vs New York Giants 10/7/18
56	Joey Slye, vs Detroit 11/22/20
	John Kasay, vs Green Bay 9/27/98
55	3x, last by Joey Slye, at Houston 9/29/19
<b>Longest Field Goal, Attempted</b>	
67	Joey Slye, at Kansas City 11/8/20 [WR]
65	Joey Slye, at New Orleans 10/25/20 [S]
	John Kasay, vs Dallas 10/28/06 [S]
63	Graham Gano, vs New York Giants 10/7/18
	Graham Gano, vs Atlanta 11/16/14 [BK]

<b>Highest Field Goal Percentage, Career (Min 25 att)</b>	
92.85	Joe Nedney, 2000 [28-26]
85.49	Graham Gano, 2012-19 [193-165]
82.78	John Kasay, 1995-2010 [424-351]
<b>Highest Field Goal Percentage, Season (Min 1 att per game)</b>	
96.67	Graham Gano, 2017 (29-30)
92.85	Joe Nedney, 2000 [28-26]
90.32	John Kasay, 2008 [31-28]
<b>Most Field Goals, No Misses, Game</b>	
6	John Kasay, at New Orleans 12/5/04
5	4x, most recently, Joey Slye, at Los Angeles Charger 9/27/20
<b>Most Field Goal Attempts, 50 or More Yards, Career</b>	
68	John Kasay, 1995-2010
26	Graham Gano, 2012-2018
17	Joey Slye, 2019-20
<b>Most Field Goals Made, 50 or More Yards, Career</b>	
34	John Kasay, 1995-2010
16	Graham Gano, 2012-19
9	Joey Slye, 2019-20
<b>Most Field Goals Made, 50 or More Yards, Season</b>	
8	Joey Slye, 2019
6	Graham Gano, 2013
4	2x, John Kasay, 2006, 1998



# RECORDS: REGULAR INDIVIDUAL

## Most Field Goals Made, 50 or More Yards, Game

2	Joey Slye, vs Tampa Bay 9/12/19 (54, 51)
	John Kasay, at Tampa Bay 9/24/06 (51, 50)
	John Kasay, vs New England 9/18/05 (51, 52)
	John Kasay, at New Orleans 9/8/96 (51, 51)

## RUSHING

### RUSHING ATTEMPTS

#### Most Rushing Attempts, Career

1,699	Jonathan Stewart, 2008-17
1,432	DeAngelo Williams, 2006-14
934	Cam Newton, 2011-19

#### Most Rushing Attempts, Season

318	Stephen Davis, 2003
300	Anthony Johnson, 1996
287	Christian McCaffrey, 2019

#### Most Rushing Attempts, Rookie, Season

184	Jonathan Stewart, 2008
182	Fred Lane, 1997
126	Cam Newton, 2011

#### Most Rushing Attempts, Game

36	Nick Goings, at New Orleans 12/5/04
35	Fred Lane, vs New Orleans 11/1/98
34	Fred Lane, vs Dallas 12/8/97

### RUSHING YARDS

#### Most Rushing Yards, Career

7,318	Jonathan Stewart, 2008-17
6,846	DeAngelo Williams, 2006-14
4,806	Cam Newton, 2011-19

#### Most Rushing Yards, Season

1,515	DeAngelo Williams, 2008
1,444	Stephen Davis, 2003
1,387	Christian McCaffrey, 2019

#### Most Rushing Yards, Rookie, Season

836	Jonathan Stewart, 2008
809	Fred Lane, 1997
706	Cam Newton, 2011

#### Most Rushing Yards, Game

210	DeAngelo Williams, at New Orleans 12/30/12
206	Jonathan Stewart, at New York Giants 12/27/09
186	DeAngelo Williams, vs Tampa Bay 12/8/08

#### Most Games, 100 or More Rushing Yards, Career

18	DeAngelo Williams, 2006-14
16	Jonathan Stewart, 2008-17
10	Christian McCaffrey, 2017-19

#### Most Games, 100 or More Rushing Yards, Season

8	DeAngelo Williams, 2008
7	Stephen Davis, 2003
6	Christian McCaffrey, 2019

#### Most Consecutive Games, 100 or More Rushing Yards

4	DeAngelo Williams, 2008
	Nick Goings, 2004
	Stephen Davis, 2003

#### Longest Run From Scrimmage

3	4x, most recently, Christian McCaffrey, 2019
84	Christian McCaffrey, vs Jacksonville 10/6/19
77	DeAngelo Williams, at Arizona 11/1/09
76	Christian McCaffrey, at Arizona 9/22/19

### AVERAGE RUSHING GAIN

#### Highest Average Rushing Gain, Career (min 100 att)

5.15	Cam Newton, 2011-2019 (929-4,806)
4.78	DeAngelo Williams, 2006-2014 (1,432-6,846)
4.69	Christian McCaffrey, 2017-2019 (623-2,920)

#### Highest Average Rushing Gain, Season (min 100 att)

5.83	Cam Newton, 2012 (127-741)
5.6	Cam Newton, 2011 (126-706)
5.55	DeAngelo Williams, 2008 (273-1,515)

#### Highest Average Rushing Gain, Game (min 10 att)

12.1	DeAngelo Williams, at Arizona 10/14/07 (10-121)
11.83	Tshimanga Biakabutuka, at Washington 10/3/99 (12-142)
10.6	Christian McCaffrey, at Tampa Bay 12/2/18 (10-106)

### RUSHING TOUCHDOWNS

#### Most Rushing Touchdowns, Career

58	Cam Newton, 2011-2018
51	Jonathan Stewart, 2008-2017
46	DeAngelo Williams, 2006-2014

#### Most Rushing Touchdowns, Season

18	DeAngelo Williams, 2008
15	Christian McCaffrey, 2019
14	Cam Newton, 2011

#### Most Rushing Touchdowns, Rookie, Season

14	Cam Newton, 2011
10	Jonathan Stewart, 2008
7	Fred Lane, 1997

#### Most Rushing Touchdowns, Game

4	DeAngelo Williams, at New York Giants 12/21/08
	DeAngelo Williams, at Green Bay 11/30/08
3	7x, most recently, Jonathan Stewart, vs Minnesota 12/10/17

#### Most Consecutive Games Rushing For Touchdown

8	DeAngelo Williams, 2008
7	Christian McCaffrey, 2019
4	Cam Newton, 2011

## PASSING

### PASS ATTEMPTS

#### Most Pass Attempts, Career

3,980	Cam Newton, 2011-19
2,669	Jake Delhomme, 2003-09
1,723	Steve Beuerlein, 1996-2000

#### Most Pass Attempts, Season

571	Steve Beuerlein, 1999
540	Chris Weinke, 2001
533	2x, most recently, Jake Delhomme, 2004

#### Most Pass Attempts, Rookie, Season

540	Chris Weinke, 2001
517	Cam Newton, 2011
433	Kerry Collins, 1995

#### Most Pass Attempts, Game

63	Chris Weinke, vs Arizona 12/30/01
61	Chris Weinke, vs New York Giants 12/10/06
53	Taylor Heinicke, at Atlanta 12/23/18
	Kerry Collins, vs Green Bay 9/27/98

### COMPLETIONS

#### Most Completions, Career

2,371	Cam Newton, 2011-2019
1,580	Jake Delhomme, 2003-2009
1,041	Steve Beuerlein, 1996-2000

#### Most Completions, Season

373	Teddy Bridgewater, 2020
343	Steve Beuerlein, 1999
324	Steve Beuerlein, 2000

#### Most Completions, Rookie, Season

310	Cam Newton, 2011
293	Chris Weinke, 2001
214	Kerry Collins, 1995

#### Most Completions, Game

36	Teddy Bridgewater at Kansas City 11/8/20
	Chris Weinke, vs Arizona 12/30/01
34	Chris Weinke, vs New York Giants 12/10/06
33	2x, last by Teddy Bridgewater at Tampa Bay 9/20/20

#### Most Consecutive Passes Completed

16	Cam Newton, at Detroit 11/18/18 (2) and vs Seattle 11/25/18 (14)
15	Steve Beuerlein, vs Philadelphia 11/7/99 (6) and at St. Louis 11/14/99 (9)
14	Steve Beuerlein, at Dallas 10/11/98 (12) and vs St. Louis 12/20/97 (2)

### COMPLETION PERCENTAGE

#### Highest Completion Percentage, Career (min 200 att)

69.11	Teddy Bridgewater, 2020 (492-340)
62.12	Kyle Allen, 2018-19 (520-323)
60.41	Steve Beuerlein, 1996-2000 (1,723-1,041)

#### Highest Completion Percentage, Season (Qualifiers)

69.11	Teddy Bridgewater, 2020 (492-340)
62.97	Steve Beuerlein, 1998 (343-216)
62.12	Kyle Allen, 2019 (520-323)

#### Highest Completion Percentage, Rookie, Season

59.96	Cam Newton, 2011 (517-310)
56.75	Matt Moore, 2007 (111-63)
54.26	Chris Weinke, 2001 (540-293)

#### Highest Completion Percentage, Game (min 20 att)

85.19	Jake Delhomme, at New Orleans 12/31/06 (27-23)
84.00	Cam Newton, at Tennessee 11/15/15 (25-21)
83.33	Cam Newton, vs Seattle 11/25/18 (30-25)

### PASSING YARDS

#### Most Passing Yards, Career

29,041	Cam Newton, 2011-19
19,258	Jake Delhomme, 2003-09
12,690	Steve Beuerlein, 1996-2000

#### Most Passing Yards, Season

4,436	Steve Beuerlein, 1999
4,051	Cam Newton, 2011
3,886	Jake Delhomme, 2004

#### Most Passing Yards, Rookie, Season

4,051	Cam Newton, 2011
2,931	Chris Weinke, 2001
2,717	Kerry Collins, 1995

#### Most Passing Yards, Game

432	Cam Newton, vs Green Bay 9/18/11
423	Chris Weinke, vs New York Giants 12/10/06
422	Cam Newton, at Arizona 9/11/11

#### Most Games, 300 or More Passing Yards, Career

20	Cam Newton, 2011-2018
11	Jake Delhomme, 2003-2009
8	Steve Beuerlein, 1996-2000

#### Longest Pass Completion

91	Cam Newton (to Brandon Lafell), vs Tampa Bay 12/24/11 (TD)
89	Kerry Collins (to Willie Green), vs Atlanta 12/17/95 (TD)
88	Cam Newton (to Ted Ginn, Jr.), vs Oakland 11/27/16 (TD)
	Brian St. Pierre (to David Gettis), vs Baltimore 11/21/10 (TD)
	Steve Beuerlein (to Patrick Jeffers), at Pittsburgh 12/26/99 (TD)

### AVERAGE PASSING GAIN

#### Highest Average Passing Gain, Career (min 1,500 att)

7.37	Steve Beuerlein, 1996-2000 (1,723-12,690)
7.30	Cam Newton, 2011-19 (3,980-29,041)
7.22	Jake Delhomme, 2003-09 (2,669-19,258)

# RECORDS: REGULAR INDIVIDUAL

## Highest Average Passing Gain, Season (Qualifiers)

7.98	Cam Newton, 2012 (485-3.869)
7.94	Jake Delhomme, 2008 (414-3.288)
7.86	Jake Delhomme, 2005 (435-3.421)

## Highest Average Passing Gain, Rookie, Season (Qualifiers)

7.84	Cam Newton, 2011 (517-4.051)
6.58	Matt Moore, 2007 (163-7.30)
6.27	Kerry Collins, 1995 (214-2.717)

## Highest Average Passing Gain, Game (min 20 att)

12.85	Cam Newton, vs New Orleans 9/16/12 (20-253)
12.62	Cam Newton, vs Atlanta 12/13/15 (21-265)
12.50	Jake Delhomme, at New Orleans 12/28/08 (20-250)

## TOUCHDOWN PASSES

### Most Touchdown Passes, Career

182	Cam Newton, 2011-19
120	Jake Delhomme, 2003-09
86	Steve Beuerlein, 1996-2000

### Most Touchdown Passes, Season

36	Steve Beuerlein, 1999
35	Cam Newton, 2015
29	Jake Delhomme, 2004

### Most Touchdown Passes, Game

5	4x, most recently, Cam Newton, at New York Giants 12/20/15
4	7x, most recently, Kyle Allen, at Arizona 9/22/19

### Most Consecutive Games, Touchdown Passes

11	Cam Newton, 2018
10	Cam Newton, 2015
	Jake Delhomme, 2004
9	Cam Newton, 2016
	Steve Beuerlein, 1999

## HIGHEST PERCENTAGE, TOUCHDOWN PASSES

### Highest %, Touchdown Passes, Career (min 1,500 att)

4.99	Steve Beuerlein, 1996-2000 (1,723-46)
4.57	Cam Newton, 2011-19 (3,980-182)
4.50	Jake Delhomme, 2003-09 (2,669-120)

### Highest %, Touchdown Passes, Season (Qualifiers)

7.10	Cam Newton, 2015 (495-35)
6.30	Steve Beuerlein, 1999 (571-36)
5.52	Jake Delhomme, 2005 (435-24)

### Highest %, Touchdown Passes, Rookie, Season (Qualifiers)

4.06	Cam Newton, 2011 (517-21)
3.23	Kerry Collins, 1995 (433-14)
2.70	Matt Moore, 2007 (111-3)

## PASSES HAD INTERCEPTED

### Most Passes Had Intercepted, Career

108	Cam Newton, 2011-19
89	Jake Delhomme, 2003-09
54	Kerry Collins, 1995-1998

### Most Passes Had Intercepted, Season

21	Kerry Collins, 1997
19	Chris Weinke, 2001
	Kerry Collins, 1995

### Most Consecutive Pass Attempts, None Intercepted

176	Cam Newton, 2012
159	Kyle Allen, 2018-19
150	Jake Delhomme, 2006

### Most Passes Had Intercepted, Game

4	12x, most recently, Kyle Allen, vs Atlanta 11/17/19
---	---

### Most Attempts, No Interceptions, Game

51	Chris Weinke, vs St. Louis 12/23/01
50	Jake Delhomme, vs New Orleans 1/2/05
49	2x, last by Teddy Bridgewater, at Kansas City 11/8/20

## LOWEST PERCENTAGE, PASSES HAD INTERCEPTED

### Lowest %, Passes Had Intercepted, Career (min 1,500 att)

2.71	Cam Newton, 2011-19 (3,980-108)
2.90	Steve Beuerlein, 1996-2000 (1,723-50)
3.33	Jake Delhomme, 2003-09 (2,669-89)

### Lowest %, Passes Had Intercepted, Season (Qualifiers)

2.02	Cam Newton, 2015 (495-10)
2.24	Teddy Bridgewater, 2020 (492-11)
2.47	Cam Newton, 2012 (485-12)

### Lowest %, Passes Had Intercepted, Rookie, Season (Qualifiers)

	Kerry Collins, 1996 (364-9)
2.70	Matt Moore, 2007 (111-3)
3.01	Jimmy Clausen, 2010 (299-9)
3.29	Cam Newton, 2011 (517-17)

## RECEIVING

### Most Receptions, Career

836	Steve Smith, 2001-13
696	Muhsin Muhammad, 1996-2004, 2008-09
524	Greg Olsen, 2011-19

### Most Receptions, Season

116	Christian McCaffrey, 2019
107	Christian McCaffrey, 2018
103	Steve Smith, 2005

### Most Receptions, Rookie, Season

80	Christian McCaffrey, 2017
73	Kevin Benjamin, 2014
55	DJ Moore, 2018

### Most Receptions, Game

15	Christian McCaffrey, at Indianapolis 12/22/19
14	Christian McCaffrey, at Atlanta 9/16/18
	Steve Smith, at Chicago 11/20/05
12	Christian McCaffrey, at Atlanta 12/23/18

### Most Consecutive Games, Pass Reception

106	Steve Smith, 2006-2013
83	Greg Olsen, 2012-2017
70	Wesley Walls, 1996-2001

## RECEIVING YARDS

### Most Receiving Yards, Career

12,197	Steve Smith, 2001-13
9,255	Muhsin Muhammad, 1996-2004, 2008-09
6,463	Greg Olsen, 2011-19

### Most Receiving Yards, Season

1,563	Steve Smith, 2005
1,421	Steve Smith, 2008
1,405	Muhsin Muhammad, 2004

### Most Receiving Yards, Rookie, Season

1,008	Kevin Benjamin, 2014
788	DJ Moore, 2018
754	Keary Colbert, 2004

### Most Receiving Yards, Game

201	Steve Smith, vs Minnesota 10/30/05
192	Muhsin Muhammad, at New Orleans 9/13/98
189	2x, most recently, Steve Smith, at Baltimore 10/15/06

### Most Games, 100 or More Yards Receiving, Career

43	Steve Smith, 2001-13
27	Muhsin Muhammad, 1996-2004, 2008-09
11	Greg Olsen, 2011-19

### Most Games, 100 or More Yards Receiving, Season

9	Steve Smith, 2005
8	Steve Smith, 2008
7	Muhsin Muhammad, 2004

### Most Consecutive Games, 100 or More Yards Receiving

5	Patrick Jeffers, 1999
4	Steve Smith, 2008
	Steve Smith, 2005

### Longest Pass Reception

91	Brandon LaFell, vs Tampa Bay 12/24/11 (TD)
89	Willie Green, vs Atlanta 12/17/05 (TD)
88	Ted Ginn, Jr., at Oakland 11/27/16 (TD)
	David Gettis, vs Baltimore 11/21/10 (TD)
	Patrick Jeffers, at Pittsburgh 12/26/99 (TD)

## AVERAGE PER RECEPTION

### Highest Average Per Reception, Career (min 100 rec)

15.28	Ted Ginn, Jr., 2013, 2015-2016 (134-2,047)
15.17	DJ Moore, 2018-2020 (208-3,156)
14.59	Steve Smith, 2001-2013 (836-12,197)

### Highest Average Per Reception, Season (min 50 rec)

18.22	Steve Smith, 2008 (78-1,421)
18.08	DJ Moore, 2020 (66-1,193)
17.65	Steve Smith, 2011 (79-1,394)

### Highest Average Per Reception, Game (min 3 rec)

44.33	Ricky Proehl, vs Tampa Bay 11/9/03 (3-133)
36.75	Willie Green, vs Atlanta 12/17/05 (4-147)
35.00	Ed Dickson, at Atlanta 10/8/17 (5-175)

## TOUCHDOWN RECEPTIONS

### Most Touchdown Receptions, Career

67	Steve Smith, 2001-2013
50	Muhsin Muhammad, 1996-2004, 2008-2009
44	Wesley Walls, 1996-2002

### Most Touchdown Receptions, Season

16	Muhsin Muhammad, 2004
12	Steve Smith, 2005
	Patrick Jeffers, 1999
	Wesley Walls, 1999

### Most Touchdown Receptions, Rookie, Season

10	Ted Ginn, Jr., 2015
	Wesley Walls, 1996

### Most Touchdown Receptions, Rookie, Season

9	Kevin Benjamin, 2014
5	Christian McCaffrey, 2017
	Devin Funchess, 2015
	Keary Colbert, 2004
4	Rae Carruth, 1997

### Most Touchdown Receptions, Game

3	Steve Smith, vs Houston 9/16/07
	Steve Smith, at Miami 9/25/05
	Muhsin Muhammad, at San Francisco 11/14/04 iso 12/18/99
	Muhsin Muhammad, vs San Franc

### Most Consecutive Games, Touchdown Reception

6	Patrick Jeffers, 1999
5	Muhsin Muhammad, 2004
	Wesley Walls, 1999

## INTERCEPTIONS

### Most Interceptions, Career

27	Chris Gamble, 2004-12
25	Eric Davis, 1996-2000
18	Luke Kuechly, 2012-19

# RECORDS: REGULAR INDIVIDUAL

## Most Interceptions, Season

8	Doug Evans, 2001
7	Kurt Coleman, 2015
	Chris Gamble, 2005

6 3x, most recently, Ken Lucas, 2005

## Most Interceptions, Rookie, Season

6	Chris Gamble, 2004
4	Donte Jackson, 2018
3	Robert Lester, 2013
	Richard Marshall, 2006
	Ricky Manning, Jr., 2003

## Most Interceptions, Game

3	Deon Grant, at Minnesota 9/22/02
2	26x, most recently, James Bradberry at Tampa Bay 10/13/19

## Most Consecutive Games, Interception

6	Doug Evans, 2001
5	Kurt Coleman, 2015
3	3x, most recently, Eric Davis, 1999

## INTERCEPTION RETURN YARDS

### Most Interception Return Yards, Career

421	Mike Minter, 1997-2006
326	Chris Gamble, 2004-2012
315	Richard Marshall, 2006-2010

### Most Interception Return Yards, Season

157	Chris Gamble, 2005
143	Julius Peppers, 2004
126	Doug Evans, 2001

### Most Interception Return Yards, Game

101	Chris Gamble, at Tampa Bay 11/6/05
97	Julius Peppers, at Denver 10/10/04
96	Tim McKeyer, at San Francisco 11/5/95

### Longest Interception Return

97	Julius Peppers, at Denver 10/10/04
96	Tim McKeyer, at San Francisco 11/5/95 (TD)
88	Jimmy Hitchcock, vs St. Louis 12/3/00 (TD)

## TOUCHDOWNS

### Most Interception Returns for Touchdown, Career

5	Captain Munnerlyn, 2009-13
4	Mike Minter, 1997-2006
2	Kurt Coleman, 2015-16
	Josh Norman, 2012-15
	Chris Gamble, 2004-12
	Richard Marshall, 2006-10
	Julius Peppers, 2002-09; 17-18
	Eric Davis, 1996-2000

### Most Interception Returns for Touchdown, Season

2	Josh Norman, 2015
	Captain Munnerlyn, 2013, 2012
	Mike Minter, 2003
	Eric Davis, 1998

### Most Interception Returns for Touchdown, Game

1	34x, most recently, Kurt Coleman, at Atlanta 10/2/16
---	--

## PUNTING

### Most Punts, Career

570	Jason Baker, 2005-11
350	Todd Sauerbrun, 2001-04
291	Ken Walter, 1997-2000

### Most Punts, Season

104	Todd Sauerbrun, 2002
98	Jason Baker, 2006
95	2x, most recently, Jason Baker, 2010

### Most Punts, Rookie, Season

85	Ken Walter, 1997
76	Brad Nortman, 2012
45	Joe Charlton, 2020

### Most Punts, Game

11	Todd Sauerbrun, vs Chicago 12/22/02
10	3x, most recently, Todd Sauerbrun, vs New York Jets 10/28/01

### Longest Punt

76	Andy Lee, at Denver 9/8/16
73	Todd Sauerbrun, at Miami 11/4/01
72	3x, most recently, Brad Nortman, at Atlanta 12/28/14

### Most Gross Punting Yards, Career

25,064	Jason Baker, 2005-11
15,938	Todd Sauerbrun, 2001-04
13,022	Brad Nortman, 2012-15

### Most Gross Punting Yards, Season

4,735	Todd Sauerbrun, 2002
4,483	Jason Baker, 2006
4,419	Todd Sauerbrun, 2001

### Most Gross Punting Yards, Game

451	Brad Nortman, vs Denver 11/11/12
446	Tommy Barnhardt, vs New Orleans 10/22/95
445	Todd Sauerbrun, vs New York Jets 10/28/01

## PUNTING AVERAGE

### Highest Gross Punting Average, Career (min 100 punts)

45.54	Todd Sauerbrun, 2001-04 (350-15,938)
45.31	Michael Palardy, 2016-19 (243-11,011)
45.21	Brad Nortman, 2012-15 (288-13,020)

### Highest Gross Punting Average, Season (Min. 40 punts)

47.77	Brad Nortman, 2013 (70-3,344)
47.52	Todd Sauerbrun, 2001 (93-4,419)
46.27	Joe Charlton, 2020 (45-2,082)

### Highest Gross Punting Average, Rookie, Season (Qualifiers)

42.98	Brad Nortman, 2012 (76-3,267)
42.4	Ken Walter, 1997 (85-3,604)

### Highest Gross Punting Average, Game (min 4 att)

63.00	Andy Lee, at Denver 9/8/16 (4-252)
56.71	Brad Nortman, at Miami 11/24/13 (7-397)
55.83	Todd Sauerbrun, at Washington 10/21/01 (6-335)

### Highest Net Punting Average, Season

42.44	Michael Palardy, 2017
41.56	Brad Nortman, 2013
40.95	Michael Palardy, 2018

## INSIDE THE 20

### Most Punts Inside 20, Career

185	Jason Baker, 2005-2011
123	Todd Sauerbrun, 2001-2004
100	Brad Nortman, 2012-2015

### Most Punts Inside 20, Season

37	Todd Sauerbrun, 2001
35	Todd Sauerbrun, 2002
34	Jason Baker, 2006

### Most Punts Inside 20, Game

5	5x, most recently, Joe Charlton, at Washington 12/27/20
---	---

## TOUCHBACKS

### Most Touchbacks, Career

46	Todd Sauerbrun, 2001-04
42	Jason Baker, 2005-11
22	Brad Nortman, 2012-15

### Most Touchbacks, Season

17	Todd Sauerbrun, 2001
12	Jason Baker, 2006
	Todd Sauerbrun, 2002

### Most Touchbacks, Game

3	5x, most recently, Jason Baker, vs Jacksonville 9/25/11
---	---

## PUNTS HAD BLOCKED

### Most Punts Had Blocked, Game

2	Brad Nortman, at Minnesota 11/20/14
	Todd Sauerbrun, at New York Giants 12/28/03
1	12x, most recently, Brad Nortman, vs Tampa Bay 9/9/12

## PUNT RETURNS

### Most Punt Returns, Career

178	Steve Smith, 2001-13
110	Winslow Oliver, 1996-98
82	Ted Ginn, Jr., 2013, 2015-16

### Most Punt Returns, Season

55	Steve Smith, 2002
52	Winslow Oliver, 1996
44	2x, most recently, Steve Smith, 2003

### Most Punt Returns, Rookie, Season

52	Winslow Oliver, 1996
34	Steve Smith, 2001
31	Captain Munnerlyn, 2009

### Most Punt Returns, Game

9	Steve Smith, vs Detroit 9/15/02
7	Mark Jones, at Oakland 11/9/08
	Eric Guliford, vs Indianapolis 12/3/95

## FAIR CATCHES

### Most Fair Catches, Career

72	Ted Ginn, Jr., 2013, 2015-16
47	Steve Smith, 2001-13
33	Winslow Oliver, 1996-98

### Most Fair Catches, Season

26	Ted Ginn, Jr., 2013
24	Ted Ginn, Jr., 2016
22	Ted Ginn, Jr., 2015
	Eric Guliford, 1995

### Most Fair Catches, Game

5	Tyrone Poole, at Atlanta 9/7/97
	Eric Guliford, at Atlanta 9/3/95 (OT)
4	7x, most recently, Ted Ginn, Jr., vs Tampa Bay 1/1/17

## PUNT RETURN YARDS

### Most Punt Return Yards, Career

1,652	Steve Smith, 2001-13
1,173	Winslow Oliver, 1996-98
795	Ted Ginn, Jr., 2013, 2015-16

### Most Punt Return Yards, Season

598	Winslow Oliver, 1996
475	Eric Guliford, 1995
470	Steve Smith, 2002

### Most Punt Return Yards, Rookie, Season

598	Winslow Oliver, 1996
364	Steve Smith, 2001
278	Captain Munnerlyn, 2009

### Most Punt Return Yards, Game

153	Steve Smith, vs Cincinnati 12/8/02
123	Mark Jones, at Oakland 11/9/08
107	Eric Guliford, vs Indianapolis 12/3/95

### Longest Punt Return

# RECORDS: REGULAR INDIVIDUAL

87	Steve Smith, vs Cincinnati 12/8/02 (TD)
84	Winslow Oliver, at New Orleans 9/8/96 (TD)
79	Corey Brown, vs Chicago 10/5/14 (TD)

## PUNT RETURN AVERAGE

Highest Punt Return Average, Career (min 50 att)

10.66	Winslow Oliver, 1996-98 [110-1,173]
9.70	Ted Ginn, Jr., 2013, 15-2016 [82-795]
9.28	Steve Smith, 2001-13 [178-1,652]

Highest Punt Return Average, Season (Qualifiers)

12.15	Ted Ginn, Jr., 2013 [26-316]
11.50	Winslow Oliver, 1996 [52-598]
11.40	Mark Jones, 2008 [39-443]

Highest Punt Return Average, Rookie, Season (Qualifiers)

11.50	Winslow Oliver, 1996 [52-598]
10.70	Steve Smith, 2001 [34-364]
9.00	Captain Munnerlyn, 2009 [31-278]

Highest Punt Return Average, Game (min 3 att)

51.00	Steve Smith, vs Cincinnati 12/8/02 [3-153]
34.33	Winslow Oliver, at New Orleans 9/8/96 [3-103]
31.00	Iteanyi Uwaazuko, vs San Diego 12/17/00 [3-93]

## TOUCHDOWNS

Most Punt Returns for Touchdown, Career

4	Steve Smith, 2001-2013
1	Five players, most recently, Kaelin Clay, 2017

Most Punt Returns for Touchdown, Season

2	Steve Smith, 2002
1	7x, most recently, Kaelin Clay, 2017

Most Punt Returns for Touchdown, Rookie, Season

1	Corey Brown, 2014
	Steve Smith, 2001
	Winslow Oliver, 1996

Most Punt Returns for Touchdown, Game

2	Steve Smith, vs Cincinnati 12/8/02 [61, 87]
1	7x, most recently, Kaelin Clay, at New York Jets 11/26/17 [60]

## KICKOFF RETURNS

Most Kickoff Returns, Career

233	Michael Bates, 1996-2000
98	Steve Smith, 2001-13
78	Rod Smart, 2002-05

Most Kickoff Returns, Season

59	Michael Bates, 1998
56	Steve Smith, 2001
52	Michael Bates, 1999

Most Kickoff Returns, Game

9	Michael Bates, at Atlanta 10/4/98
7	Steve Smith, at St. Louis 11/11/01
	Butler By/not e, at New Orleans 11/26/95

## KICKOFF RETURN YARDS

Most Kickoff Return Yards, Career

5,987	Michael Bates, 1996-2000
2,371	Steve Smith, 2001-13
1,731	Rod Smart, 2002-05

Most Kickoff Return Yards, Season

1,480	Michael Bates, 1998
1,431	Steve Smith, 2001
1,287	Michael Bates, 1999

Most Kickoff Return Yards, Rookie, Season

1,431	Steve Smith, 2001
623	DeAngelo Williams, 2006
598	Ryne Robinson, 2007

Most Kickoff Return Yards, Game

252	Steve Smith, at St. Louis 11/11/01
200	Michael Bates, at Atlanta 10/4/98
180	Michael Bates, at Atlanta 10/31/99

Longest Kickoff Return

103	Damiere Byrd, vs Tampa Bay, 12/24/17 (TD)
101	Kealoha Pilares, at Detroit 11/20/11 (TD)
100	Rod Smart, vs New Orleans 10/5/03 (TD)
	Michael Bates, at Atlanta 10/31/99 (TD)

## KICKOFF RETURN AVERAGE

Highest Kickoff Return Average, Career (min 50 ret)

25.70	Michael Bates, 1996-2000 [233-5,987]
24.19	Steve Smith, 2001-13 [198-2,371]
22.19	Rod Smart, 2002-05 [78-1,731]

Highest Kickoff Return Average, Season (Qualifiers)

30.24	Michael Bates, 1996 [33-998]
27.26	Michael Bates, 1997 [47-1,281]
25.65	Kealoha Pilares, 2011 [23-590]

Highest Kickoff Return Average, Game (min 3 ret)

48.67	Damiere Byrd, vs. Tampa Bay 12/24/17 [3-146]
46.67	Kealoha Pilares, at Detroit 11/20/11 [3-140]
	Rod Smart, at New Orleans 10/5/03 [3-140]
44.67	Steve Smith, at Minnesota 9/9/01 [3-134]

## TOUCHDOWNS

Most Kickoff Returns for Touchdowns, Career

5	Michael Bates, 1996-2000
2	Steve Smith, 2001-13
1	Kealoha Pilares, 2011-13
	Rod Smart, 2002-05
	Damiere Byrd, 2016-17

Most Kickoff Returns for Touchdowns, Season

2	Steve Smith, 2001
	Michael Bates, 1999
1	6x, most recently, Damiere Byrd, 2017

Most Kickoff Returns for Touchdowns, Game

1	10x, most recently, Damiere Byrd, vs. Tampa Bay 12/24/17
---	--

## COMBINED KICK RETURNS

Most Combined Kick Returns, Career

276	Steve Smith, 2001-13 [178-P, 98-K]
241	Michael Bates, 1996-2000 [8-P, 233-K]
126	Ted Ginn, Jr., 2013, 2015-16 [82-P, 44-K]

Most Combined Kick Returns, Season

90	Steve Smith, 2001 [34-P, 56-K]
81	Steve Smith, 2002 [55-P, 26-K]
79	Mark Jones, 2008 [39-P, 40-K]

Most Combined Kick Returns, Game

10	Steve Smith, vs Detroit 9/15/02 [9-P, 1-K]
9	6x, most recently, Ryne Robinson, vs Atlanta 11/11/07 [6-P, 3-K]

## YARDS GAINED

Most Combined Kick Return Yards, Career

6,026	Michael Bates, 1996-2000 [39-P, 5,987-K]
4,023	Steve Smith, 2001-13 [1,652-P, 2,371-K]
1,789	Ted Ginn, Jr., 2013, 2015-16 [795-P, 994-K]

Most Combined Kick Return Yards, Season

1,795	Steve Smith, 2001 [364-P, 1,431-K]
1,480	Michael Bates, 1998 [1,480-K]
1,401	Mark Jones, 2008 [443-P, 958-K]

Most Combined Kick Return Yards, Game

267	Steve Smith, at St. Louis 11/11/01 [15-P, 252-K]
206	Steve Smith, vs New Orleans 10/14/01 [102-P, 104-K]
201	Mark Jones, at Green Bay 11/30/08 [46-P, 155-K]

## TOUCHDOWNS

Most Combined Kick Returns for Touchdowns, Career

6	Steve Smith, 2001-13 [4-P, 2-K]
5	Michael Bates, 1996-2000 [5-K]
1	8x, most recently, Damiere Byrd, 2017 [1-K]

Most Combined Kick Returns for Touchdowns, Season

3	Steve Smith, 2001 [1-P, 2-K]
2	Steve Smith, 2002 [2-P]
	Michael Bates, [2-K]

Most Combined Kick Returns for Touchdowns, Game

2	Steve Smith, vs Cincinnati 12/8/02 [2-P]
1	17x, most recently, Damiere Byrd, vs Tampa Bay 12/24/17 [1-K]

## FUMBLES

Most Fumbles, Career

58	Jake Delhomme, 2003-09
52	Cam Newton, 2011-18
44	Steve Beuerlein, 1996-2000

Most Fumbles, Season

15	Jake Delhomme, 2003
13	3x, most recently, Kyle Allen, 2019

Most Fumbles, Game

5	Steve Beuerlein, at San Francisco 11/8/98
4	Jake Delhomme, at Atlanta 12/18/04
	Steve Beuerlein, at Jacksonville 5/29/96

## OPPONENTS' FUMBLES RECOVERED

Most Opponents' Fumbles Recovered, Career

11	Thomas Davis, 2005-18
	Mike Minter, 1997-2006
10	Julius Peppers, 2002-09, 2017-18
9	Luke Kuechly, 2012-19

Most Opponents' Fumbles Recovered, Season

5	Doug Evans, 2000
4	Sam Mills, 1995
3	9x, most recently, Luke Kuechly, 2012

Most Opponents' Fumbles Recovered, Game

2	9x, most recently, Jeremy Chinn at Minnesota 11/29/20
---	---

## FORCED FUMBLES

Most Forced Fumbles, Career

34	Julius Peppers, 2002-2009, 2017-2018
19	Charles Johnson, 2007-2018
18	Thomas Davis, 2005-2018

Most Forced Fumbles, Season

8	Chris Harris, 2007
7	Charles Johnson, 2012
	Mark Fields, 2002

Most Forced Fumbles, Game

2	15x, most recently, Vernon Butler, at Tampa Bay 10/13/19
---	--

## FUMBLE RETURN YARDS

Longest Fumble Return

94	Rashard Anderson, vs New York Jets 10/28/01 (TD)
66	Kevin Greene, vs St. Louis 10/13/96 (TD)
60	Julius Peppers, at Atlanta 12/18/04 (TD)

## TOUCHDOWNS

Most Fumble Returns for Touchdown, Career

2	Jeremy Chinn, 2020
1	18x, most recently, Brian Burns, 2019

Most Fumble Returns for Touchdown, Season

2	Jeremy Chinn, 2020
---	--------------------

# RECORDS: REGULAR INDIVIDUAL

1	18x, most recently, Brian Burns, 2019
<b>Most Fumble Returns for Touchdown, Game</b>	
2	Jeremy Chinn, at Minnesota 11/29/20
1	18x, most recently, Brian Burns, vs Jacksonville 10/6/19

## COMBINED NET YARDS

(VIA RUSHING, RECEIVING, INTERCEPTION RETURN, PUNT RETURN, KICKOFF RETURN, FUMBLE RETURN)

### COMBINED ATTEMPTS

<b>Most Combined Attempts, Career</b>	
1,878	Jonathan Stewart, 2008-16
1,655	DeAngelo Williams, 2006-14
1,169	Steve Smith, 2001-13
<b>Most Combined Attempts, Season</b>	
403	Christian McCaffrey, 2019
332	Stephen Davis, 2003
326	Christian McCaffrey, 2018
<b>Most Combined Attempts, Game</b>	
42	Nick Goings, at New Orleans 12/5/04
37	Christian McCaffrey, at Houston 9/29/19
<b>Nick Goings, at Tampa Bay 12/26/04</b>	
35	2x, most recently, Fred Lane, vs New Orleans 11/1/98

## YARDS GAINED

<b>Most Combined Net Yards, Career</b>	
16,614	Steve Smith, 2001-13
9,321	DeAngelo Williams, 2006-14
<b>Muhsin Muhammad, 1996-2004, 2008-09</b>	
8,979	Jonathan Stewart, 2008-17
<b>Most Combined Net Yards, Season</b>	
2,392	Christian McCaffrey, 2019
1,992	Steve Smith, 2001
1,965	Christian McCaffrey, 2018
<b>Most Combined Net Yards, Rookie Season</b>	
1,992	Steve Smith, 2001
1,437	DeAngelo Williams, 2006
1,306	Christian McCaffrey, 2017
<b>Most Combined Net Yards, Game</b>	
313	Steve Smith, vs Cincinnati 12/8/02
269	Steve Smith, at St. Louis 11/11/01
237	Christian McCaffrey, vs Jacksonville 10/6/19
<b>Christian McCaffrey, vs Seattle 11/25/18</b>	

## TACKLES

<b>Most Tackles, Career</b>	
1,258	Thomas Davis, 2005-18
1,237	Luke Kuechly, 2012-19
953	Mike Minter, 1997-2006
<b>Most Tackles, Season</b>	
205	Luke Kuechly, 2012
176	Luke Kuechly, 2013
174	James Anderson, 2011
<b>Most Tackles, Rookie Season</b>	
205	Luke Kuechly, 2012
160	Jon Beason, 2007
116	Jeremy Chinn, 2020
<b>Most Tackles, Game</b>	
26	Luke Kuechly, vs New Orleans 12/22/13
20	James Anderson, vs New York Giants 9/20/12
19	Luke Kuechly, vs Atlanta 12/9/12

## SACKS

<b>Most Sacks, Career</b>	
97.0	Julius Peppers, 2002-09, 2017-18
67.5	Charles Johnson, 2007-17
55.5	Mike Rucker, 1999-2007
<b>Most Sacks, Season</b>	
15.0	Greg Hardy, 2013
<b>Kevin Greene, 1998</b>	
14.5	Kevin Greene, 1996
<b>Julius Peppers, 2008</b>	
<b>Most Sacks, Game</b>	
4.0	Greg Hardy, at Atlanta 12/29/13
3.5	Charles Johnson, at Atlanta 9/30/12
3.0	20x, most recently, Mario Addison, at Arizona 9/22/19

## BLOCKED KICKS

<b>Most Blocked Punts, Career</b>	
3	Michael Bates, 1996-2000
1	Jermaine Carter, 2018-19
<b>Jason Williams, 2011-12, 2013-14</b>	
<b>Greg Hardy, 2010-14</b>	
<b>Karl Hankton, 2000-06</b>	
<b>Rod Smart, 2002-05</b>	
<b>Rae Carruth, 1997-99</b>	
<b>Bubba McDowell, 1995</b>	
<b>Most Blocked Punts, Season</b>	
1	Jermaine Carter, 2019
<b>Jason Williams, 2013</b>	
<b>Greg Hardy, 2010</b>	
<b>Karl Hankton, 2004</b>	
<b>Rod Smart, 2003</b>	
<b>Michael Bates, 1995, 1998, 1996</b>	
<b>Rae Carruth, 1997</b>	
<b>Bubba McDowell, 1995</b>	
<b>Most Blocked Punts, Game</b>	
1	10x, most recently, Jermaine Carter, vs Los Angeles Rams 9/8/19
<b>Most Blocked Field Goals, Career</b>	
8	Julius Peppers, 2002-09
3	Kris Jenkins, 2001-07
2	Kawann Short, 2013-19
<b>Vernon Butler, 2016-19</b>	
<b>Most Blocked Field Goals, Season</b>	
2	Vernon Butler, 2016
<b>Julius Peppers, 2007, 2006</b>	
1	15x, most recently, Kyle Love, 2019
<b>Most Blocked Field Goals, Game</b>	
1	21x, most recently, Kyle Love, vs Washington 12/1/19
<b>Most Blocked Extra Points, Career</b>	
1	Julius Peppers, 2002-09
<b>Kris Jenkins, 2001-07</b>	
<b>Shane Burton, 2002-03</b>	
<b>Sean Gilbert, 1998-2001</b>	
<b>Most Blocked Extra Points, Season</b>	
1	Julius Peppers, 2008
<b>Kris Jenkins, 2003</b>	
<b>Shane Burton, 2002</b>	
<b>Sean Gilbert, 2001</b>	
<b>Most Blocked Extra Points, Game</b>	
1	4x, most recently, Julius Peppers, vs Tampa Bay 12/8/08

# RECORDS: REGULAR TEAM

## ATTENDANCE

<b>Largest Home Attendance, Regular Season</b>		
592,454	2015	(74/07)
590,343	2016	(73/393)
590,181	2018	(73/773)
<b>Largest Home Attendance, Regular Season Game</b>		
76,136	vs San Francisco	12/10/95 (Clemson)
74,532	vs Dallas	9/9/18
74,461	vs Green Bay	11/8/15
<b>Largest Road Attendance, Regular Season Game</b>		
90,909	at Dallas	11/26/15
90,588	at Dallas	9/28/09
86,109	at Los Angeles Rams	11/6/16

## GAMES WON

<b>Most Consecutive Wins, Regular Season</b>		
18	2014-15	
8	2013	
7	1996	
<b>Consecutive Games Without Defeat, Regular Season</b>		
18	2014-15	
8	2013	
7	1996	
<b>Most Wins, Regular Season</b>		
15	2015	
12	2013, 2008, 1996	
11	2005, 2003, 2017	
<b>Most Consecutive Wins, One Season</b>		
14	2015	
8	2013, 1996	
6	2005	
<b>Most Consecutive Wins, Start of Season</b>		
14	2015	
5	2003	
3	2002, 1996	
<b>Most Consecutive Wins, End of Season</b>		
8	1996	
4	2014, 2012	
3	2013, 2009, 2003	
<b>Most Consecutive Home Wins, Regular Season</b>		
10	2014-15, 2017-18	
9	1995-1996	
8	2008	
<b>Most Consecutive Road Wins, Regular Season</b>		
9	2014-15	
5	1996	
4	2013, 2007	
<b>Most Shutout Wins, Regular Season</b>		
1	2020, 2015, 2013, 2008, 2006, 1997, 1996	
<b>Most Consecutive Shutout Wins, Regular Season</b>		
None		
<b>Most Consecutive Overtime Wins, Regular Season</b>		
3	2003	

## GAMES LOST

<b>Most Consecutive Losses, Regular Season</b>		
15	2001	
8	2002, 2019	
7	1998, 2010, 2018	
<b>Most Losses, Regular Season</b>		
15	2001	
14	2010	
12	1998	
<b>Most Consecutive Losses, Start of Season</b>		
7	1998	
5	2010, 1995	
3	2009	
<b>Most Consecutive Losses, End of Season</b>		
15	2001	
8	2019	
2	2016, 2010, 1997	
<b>Most Consecutive Home Losses, Regular Season</b>		
8	2001	
5	2012, 2007	
4	2004, 2002	
<b>Most Consecutive Road Losses, Regular Season</b>		
8	2010	
7	2001	
5	1998, 2019	
<b>Most Shutout Losses, Regular Season</b>		
2	2002	
1	1997	
<b>Most Consecutive Shutout Losses, Regular Season</b>		
None		
<b>Most Consecutive Overtime Losses, Regular Season</b>		
2	2001	

## SCORING

<b>POINTS</b>		
<b>Most Points, Season</b>		
500	2015	
421	1999	
414	2008	
<b>Fewest Points, Season</b>		
196	2010	
253	2001	
258	2002	
<b>Most Points, Game</b>		
52	vs Cincinnati	12/8/02
48	vs Tampa Bay	12/24/11
46	vs San Francisco	9/18/16
<b>Fewest Points, Game</b>		
0	vs Atlanta	11/24/02
	at Atlanta	10/20/02
	at Denver	11/9/97
<b>Most Points, Both Teams, Game</b>		
84	Carolina (35) at Detroit (49)	11/20/11
83	Carolina (52) vs Cincinnati (31)	12/8/02
82	Carolina (44) at New Orleans (38)	12/30/12
<b>Fewest Points, Both Teams, Game</b>		
12	Carolina (9) vs. Buffalo (3)	9/17/17
13	Carolina (10) at Atlanta (3)	12/24/06
	Carolina (13) at New Orleans (0)	10/19/97
15	2 times, most recently, Carolina (15) vs St. Louis (0)	11/19/06
<b>Most Points Overcome to Win Game</b>		
17	at Philadelphia	10/21/18 (0-17, won 21-17)
	at San Francisco	11/14/04 (0-17, won 37-27)
	vs Jacksonville	9/7/03 (0-17, won 24-23)
	vs Washington	11/1/09 (2-17, won 20-17)
<b>Most Points, First Half</b>		
35	vs Tampa Bay	11/4/18
31	vs Washington	11/23/15
30	at New York Giants	12/28/03
<b>Most Points, Second Half</b>		
36	vs Cincinnati	12/8/02
34	at San Francisco	11/14/04
31	at New Orleans	12/30/12
<b>Most Points, One Quarter</b>		
24	3x, most recently, vs Tampa Bay	1/3/16 (2nd)
23	at Atlanta	10/2/16
21	13x, most recently, at Philadelphia	10/21/18
<b>Most Points, First Quarter</b>		
21	3x, most recently, vs Atlanta	12/13/15
17	3x, most recently, at New Orleans	12/7/14
<b>Most Points, Second Quarter</b>		
24	3x, most recently, vs Tampa Bay	1/3/16
21	6x, most recently, vs Tampa Bay	11/4/18
<b>Most Points, Third Quarter</b>		
21	4x, most recently, vs Miami	11/13/17
18	at Oakland	11/27/16
<b>Most Points, Fourth Quarter</b>		
23	at Atlanta	10/2/16
21	4x, most recently, at Philadelphia	10/21/18
<b>Most Points, Overtime</b>		
6	vs Indianapolis	11/2/15
3	4x, most recently, at Cincinnati	10/12/14

## GAMES

<b>Most Consecutive Games Scoring</b>		
293	2002-(Current)	
76	1997-2002	
41	1995-1997	

## TOUCHDOWNS

<b>Most Touchdowns, Season</b>		
59	2015	
50	1999	
48	2011	
<b>Fewest Touchdowns, Season</b>		
17	2010	
27	2001	
28	2007, 2006, 1997	
<b>Most Touchdowns, Game</b>		
7	vs Cincinnati	12/8/02
6	6x, most recently, vs Tampa Bay	11/4/18
<b>Most Touchdowns, Both Teams</b>		
11	Carolina (4) at Detroit (7)	11/20/11
	Carolina (7) vs Cincinnati (4)	12/8/02
	Carolina (6) at New Orleans (5)	12/6/15
10	Carolina (3) at Pittsburgh (7)	11/8/18
	Carolina (6) vs Tampa Bay (4)	11/4/18
	Carolina (5) at New Orleans (5)	10/16/16
	Carolina (4) at Atlanta (8)	10/2/16
	Carolina (5) at New Orleans (5)	12/30/12
9	9 Carolina (6) vs. Miami (3)	11/13/17
	Carolina (5) at Oakland (4)	11/27/16
	Carolina (4) at Washington (5)	10/3/99

# RECORDS: REGULAR TEAM

## POINTS AFTER TOUCHDOWN

<b>Most Points After Touchdown, Season</b>	
56	2015
46	2008, 1999
44	2011
<b>Fewest Points After Touchdown, Season</b>	
17	2010
22	2001
25	1997
<b>Most Points After Touchdown, Game</b>	
6	vs Tampa Bay 11/4/18
	vs Miami 11/13/17
	vs Tampa Bay 12/24/11
	vs Cincinnati 12/8/02
	vs New Orleans 1/2/00
	vs St. Louis 10/13/96
<b>Most Points After Touchdown, Both Teams, Game</b>	
10	Carolina [3] at Pittsburgh [7] 11/8/18
	Carolina [6] vs Tampa Bay [4] 11/4/18
	Carolina [5] at New Orleans [5] 12/30/12
	Carolina [6] vs Cincinnati [4] 12/8/02
9	Carolina [6] vs Miami [3] 11/13/17
	Carolina [3] at Philadelphia [6] 11/10/14
	Carolina [5] at New Orleans [4] 12/6/15
8	8x, most recently, Carolina [3] at New Orleans [5] 10/16/16

## TWO-POINT CONVERSIONS

<b>Most Two-Point Conversion Attempts, Season</b>	
6	2016
5	2018
4	2001
<b>Most Two-Point Conversion Attempts, Game</b>	
3	at New York Jets 11/26/18
2	6x, most recently, at Oakland 11/27/16
<b>Most Two-Point Conversions, Season</b>	
3	2016
2	2018, 2011, 2009, 2004, 1998, 1997, 1995
1	2020, 2019, 2017, 2014, 2008, 2002, 2000, 1996
<b>Most Two-Point Conversions, Game</b>	
2	at Atlanta 10/27/16
	vs St. Louis 12/20/97
	at New Orleans 11/26/95
1	19x, most recently, vs Las Vegas 9/13/20

## FIELD GOALS

<b>Most Field Goal Attempts, Season</b>	
45	1996
38	2016, 2003
36	2020, 2015
<b>Fewest Field Goal Attempts, Season</b>	
21	2018, 2012
25	2004, 2002
26	1998, 1997
<b>Most Field Goal Attempts, Game</b>	
6	at New Orleans 12/5/04
	at San Francisco 11/8/98
5	17x, most recently, at Los Angeles Chargers 9/27/20
<b>Most Field Goal Attempts, Both Teams, Game</b>	
8	7x, most recently, Carolina [3] vs Atlanta [5] 12/24/16
<b>Most Field Goals, Season</b>	
37	1996
32	2003
31	2000
<b>Fewest Field Goals, Season</b>	
15	2002
16	2012
19	2018, 1998
<b>Most Field Goals, Game</b>	
6	at New Orleans 12/5/04
5	4x, most recently, at Los Angeles Chargers 9/27/20
<b>Most Field Goals, Both Teams, Game</b>	
7	6x, most recently, Carolina [4] vs New York Giants [3] 10/7/18
<b>Most Consecutive Games Scoring Field Goals</b>	
19	2007-08
18	2019-20
16	1996-97

## SAFETIES

<b>Most Safeties, Season</b>	
2	2019, 2011, 2009, 1996
1	2016, 2012, 2006, 2003, 2002, 2000, 1997
<b>Most Safeties, Game</b>	
1	15x, most recently, at San Francisco 10/27/19
<b>Most Safeties, Both Teams, Game</b>	
1	21x, most recently, at San Francisco 10/27/19

## FIRST DOWNS

<b>Most First Downs, Season</b>	
357	2015
356	2018
347	2014
<b>Fewest First Downs, Season</b>	
225	2010
236	2001
238	2002

<b>Most First Downs, Game</b>	
33	at New Orleans 12/6/15
32	at New Orleans 10/16/16
30	3x, last at Kansas City 11/8/20
<b>Fewest First Downs, Game</b>	
6	at Buffalo 9/10/95
7	at Pittsburgh 12/23/10
	vs New York Jets 10/28/01
	at Denver 11/9/97
<b>Most First Downs, Rushing, Season</b>	
139	2011
136	2015
123	2012, 2009
<b>Fewest First Downs, Rushing, Season</b>	
63	2000
68	2001, 1998
<b>Most First Downs, Rushing, Game</b>	
16	at Tampa Bay 10/18/09
15	vs New York Giants 9/22/13
14	vs Tampa Bay 12/8/08
<b>Fewest First Downs, Rushing, Game</b>	
0	4x, most recently, at Detroit 10/16/05
1	12x, most recently, at Tampa Bay 9/9/12
<b>Most First Downs, Passing, Season</b>	
230	2019
208	1999
201	2000
<b>Fewest First Downs, Passing, Season</b>	
125	2010
133	2002
142	2007
<b>Most First Downs, Passing, Game</b>	
20	3x, most recently, at Atlanta 9/16/18
19	5x, most recently, at Green Bay 11/10/19
<b>Fewest First Downs, Passing, Game</b>	
1	at Atlanta 12/14/06
2	at Buffalo 9/10/95
3	8x, most recently, at Pittsburgh 12/23/10
<b>Most First Downs, Penalty, Season</b>	
40	2000
39	2005, 1996
34	2012
<b>Fewest First Downs, Penalty, Season</b>	
14	2009
17	2008
19	1995
<b>Most First Downs, Penalty, Game</b>	
7	vs Chicago 10/18/20
6	at New Orleans 12/6/15
	at Tennessee 11/4/07
	at Miami 9/25/05
	vs Atlanta 11/28/99
	at Jacksonville 9/29/96

## PLAYS

<b>Most Plays, Season</b>	
1,077	2019
1,060	2014, 2015
1,052	2016
<b>Fewest Plays, Season</b>	
938	2008
960	2002
962	2010
<b>Most Plays, Game</b>	
88	at New England 10/29/95 (OT)
84	vs Atlanta 12/23/18
83	vs Arizona 12/30/01
<b>Fewest Plays, Game</b>	
42	vs Cincinnati 9/26/99
44	vs New Orleans 12/22/13
45	at St. Louis 11/11/01
<b>Most Plays, Drive</b>	
20	vs Kansas City 11/13/16 (Punt)
19	at New Orleans 11/8/09 (FG)
18	4x, most recently, vs Denver 9/8/16 (TD)

## NET YARDS

<b>Most Net Yards, Season</b>	
6,237	2011
5,972	2018
5,871	2015
<b>Fewest Net Yards, Season</b>	
4,135	2010
4,254	2001
4,280	2002
<b>Most Net Yards, Game</b>	
548	vs Miami 11/13/17
543	at Chicago 10/2/11
530	at New Orleans 12/30/12
<b>Fewest Net Yards, Game</b>	
113	at Buffalo 9/10/95
119	at Pittsburgh 12/23/10
122	vs Atlanta 11/24/02

# RECORDS: REGULAR TEAM

<b>Most Net Yards, Drive</b>		
99	vs Baltimore 10/28/18	
	at San Francisco 10/7/01 [TD]	
98	at Washington 11/4/12 [TD]	
	vs St. Louis 12/20/97 (Downs)	
	vs Atlanta 12/17/95 [TD]	
<b>Most Consecutive Games, 300 or More Net Yards</b>		
10	2004	
9	1999	
8	2003	
<b>Highest Average Gain, Season</b>		
6.24	2011 (999-6.237)	
5.96	2008 (938-5.595)	
5.91	2018 (1,011-5.972)	
<b>Lowest Average Gain, Season</b>		
4.30	2010 (962-4.135)	
4.41	2001 (965-4.254)	
4.46	2002 (960-4.280)	

## RUSHING

### RUSHING ATTEMPTS

<b>Most Rushing Attempts, Season</b>		
526	2015	
525	2009	
522	2003	
<b>Fewest Rushing Attempts, Season</b>		
355	2001	
356	1999	
363	2000	
<b>Most Rushing Attempts, Game</b>		
52	at Atlanta 12/24/06	
48	at Tampa Bay 10/18/09	
	vs Kansas City 10/5/08	
46	2x, most recently, vs New York Giants 9/22/13	
<b>Fewest Rushing Attempts, Game</b>		
10	vs Pittsburgh 9/21/14	
11	vs Pittsburgh 12/17/06	
12	at Oakland 12/24/00	
	at New Orleans 10/15/00	
<b>Most Rushing Attempts, Both Teams, Game</b>		
76	Carolina [35] at New York Giants [41] 12/21/08 [OT]	
75	Carolina [32] at Buffalo [43] 9/10/95	
73	Carolina [48] at Tampa Bay [25] 10/18/09	
<b>Fewest Rushing Attempts, Both Teams, Game</b>		
35	Carolina [24] at Kansas City [11] 11/8/20	
37	Carolina [13] at Green Bay [24] 12/12/99	
39	Carolina [14] vs New Orleans [25] 1/2/00	

### RUSHING YARDS

<b>Most Rushing Yards, Season</b>		
2,498	2009	
2,437	2008	
2,408	2011	
<b>Fewest Rushing Yards, Season</b>		
1,186	2000	
1,372	2001	
1,458	1998	
<b>Most Rushing Yards, Game</b>		
299	vs Tampa Bay 12/8/08	
294	vs Miami 11/13/17	
285	vs Jacksonville 10/6/19	
<b>Fewest Rushing Yards, Game</b>		
10	at Tampa Bay 9/9/12	
	at New Orleans 10/15/00	
11	vs San Diego 12/17/00	
13	at Green Bay 12/12/99	
<b>Most Rushing Yards, Both Teams, Game</b>		
459	Carolina [158] at New York Giants [301] 12/21/08 [OT]	
439	Carolina [203] vs San Francisco [236] 12/6/98 [OT]	
434	Carolina [285] vs Jacksonville [149] 10/6/19	
<b>Fewest Rushing Yards, Both Teams, Game</b>		
78	Carolina [28] at Detroit [50] 10/8/17	
91	Carolina [51] at Philadelphia [30] 10/27/96	
92	Carolina [13] at Green Bay [79] 12/12/99	

### AVERAGE RUSHING GAIN

<b>Highest Average Gain, Rushing, Season</b>		
5.41	2011 (445-2.408)	
5.13	2018 (416-2.136)	
4.84	2008 (504-2.437)	
<b>Lowest Average Gain, Rushing, Season</b>		
3.27	2000 (363-1.186)	
3.44	1996 (502-1.729)	
3.45	2005 (487-1.679)	
<b>Highest Average Gain, Rushing, Game (min 15 att)</b>		
10.56	vs Jacksonville 10/6/19 (27-285)	
8.84	at Tampa Bay 12/2/18 (19-168)	
8.71	vs Tampa Bay 12/24/11 (31-270)	
<b>Lowest Average Gain, Rushing, Game (min 15 att)</b>		
0.73	vs San Diego 12/17/00 (15-11)	
1.00	at Detroit 10/9/17 (28-28)	
1.44	at Kansas City 12/10/00 (16-23)	

## RUSHING TOUCHDOWNS

<b>Most Rushing Touchdowns, Season</b>		
30	2008	
26	2011	
21	2012	
<b>Fewest Rushing Touchdowns, Season</b>		
7	2010, 2007, 2006, 2000	
9	2003, 2001, 1996	
<b>Most Rushing Touchdowns, Game</b>		
5	3x, most recently, at New Orleans 12/30/12	
4	4x, most recently, vs Tampa Bay 11/4/18	

## PASSING

### PASSING ATTEMPTS

<b>Most Pass Attempts, Season</b>		
633	2019	
579	2001	
575	1999	
<b>Fewest Pass Attempts, Season</b>		
414	2008	
449	2005	
460	2003	
<b>Most Pass Attempts, Game</b>		
63	vs Arizona 12/30/01	
61	vs New York Giants 12/10/06	
57	vs Atlanta 12/23/18	
<b>Fewest Pass Attempts, Game</b>		
7	at Atlanta 12/24/06	
15	at Arizona 11/1/09	
16	at Atlanta 12/28/14	
<b>Most Pass Attempts, Both Teams, Game</b>		
98	Carolina [53] vs Green Bay [45] 9/27/98	
96	Carolina [47] at New Orleans [49] 10/16/16	
95	Carolina [37] vs Houston [58] 9/20/15	
	Carolina [41] vs San Francisco [54] 11/18/01	
<b>Fewest Pass Attempts, Both Teams, Game</b>		
27	Carolina [7] at Atlanta [20] 12/24/06	
34	Carolina [17] at Tampa Bay [17] 10/18/09	
41	Carolina [20] vs New York Jets [21] 11/13/05	

### COMPLETIONS

<b>Most Completions, Season</b>		
382	2019	
378	2018	
373	2020	
<b>Fewest Completions, Season</b>		
246	2008	
255	2002	
256	2010	
<b>Most Completions, Game</b>		
37	at Kansas City 11/8/20	
	vs Atlanta 12/23/18	
36	vs Arizona 12/30/01	
34	vs New York Giants 12/10/06	
<b>Fewest Completions, Game</b>		
4	at Atlanta 12/24/06	
5	vs Tampa Bay 10/27/02	
6	at Buffalo 9/10/95	
<b>Most Completions, Both Teams, Game</b>		
67	Carolina [37] at Kansas City [30] 11/8/20	
62	Carolina [29] at Cincinnati [33] 10/12/14	
61	Carolina [27] at New Orleans [34] 10/16/16	
<b>Fewest Completions, Both Teams, Game</b>		
10	Carolina [6] at Buffalo [4] 9/10/95	
13	Carolina [4] at Atlanta [9] 12/24/06	
20	Carolina [8] at Cleveland [12] 12/1/02	

### NET YARDS PASSING

<b>Most Net Yards, Passing, Season</b>		
4,161	1999	
3,888	2020	
3,836	2018	
<b>Fewest Net Yards, Passing, Season</b>		
2,289	2010	
2,694	2002	
2,735	2007	
<b>Most Net Yards, Passing, Game</b>		
418	vs New York Giants 12/10/06	
404	vs Green Bay 9/18/11	
403	at Arizona 9/11/11	
<b>Fewest Net Yards, Passing, Game</b>		
11	at Atlanta 12/24/06	
12	at Buffalo 9/10/95	
20	vs Tampa Bay 10/27/02	
<b>Most Net Yards, Passing, Both Teams, Game</b>		
810	Carolina [329] at Atlanta [481] 10/2/16	
763	Carolina [303] at New Orleans [460] 10/16/16	
699	Carolina [404] vs Green Bay [295] 9/18/11	
	Carolina [324] at San Francisco [375] 12/8/96	
<b>Fewest Net Yards, Passing, Both Teams, Game</b>		
105	Carolina [11] at Atlanta [94] 12/24/06	
169	Carolina [57] at Oakland [112] 11/6/08	
175	Carolina [20] vs Tampa Bay [155] 10/27/02	



# RECORDS: REGULAR TEAM

## TIMES SACKED

Most Times Sacked, Season	
69	2000
58	2019
54	1998
Fewest Times Sacked, Season	
20	2008
26	2003
28	2005
Most Times Sacked, Game	
9	at Philadelphia 11/10/14
	at Atlanta 9/3/95 (OT)
8	6x, most recently, vs Minnesota 9/25/16

## COMPLETION PERCENTAGE

Highest Completion Percentage, Season	
67.82	2020 (550-373)
67.14	2018 (563-378)
61.73	2013 (473-292)
Lowest Completion Percentage, Season	
48.98	1995 (537-263)
52.89	2010 (484-256)
54.12	1997 (534-289)

## TOUCHDOWN PASSES

Most Touchdown Passes, Season	
36	1999
35	2015
29	2004
Fewest Touchdown Passes, Season	
9	2010
12	2001
15	2008, 2002
Most Touchdown Passes, Game	
5	4x, most recently, vs New York Giants 12/20/15
4	7x, most recently, at Arizona 9/22/19
Most Touchdown Passes, Both Teams, Game	
10	Carolina (5) at New Orleans (5) 10/16/16
	Carolina (4) at Atlanta (6) 10/2/16
9	Carolina (5) at Oakland (4) 11/27/16
8	Carolina (5) vs San Francisco (3) 9/25/16
	Carolina (5) at New Orleans (3) 12/6/15

## PASSES HAD INTERCEPTED

Most Passes Had Intercepted, Season	
25	1995
24	1997
22	2002, 2001
Fewest Passes Had Intercepted, Season	
10	2015
11	1996
12	2014, 2012, 2008
Most Passes Had Intercepted, Game	
5	vs New Orleans 1/3/21
	vs Philadelphia 9/13/09
	vs St. Louis 9/17/95
4	12x, most recently, vs Atlanta 11/17/19
Most Passes Had Intercepted, Both Teams, Game	
7	Carolina (1) vs St. Louis (6) 12/12/04
6	8x, most recently, Carolina (3) at Arizona (3) 10/6/13

## PUNTING

Most Punts, Season	
105	2002
100	2006
96	1995
Fewest Punts, Season	
45	2020
61	2018
65	1999
Most Punts, Game	
11	vs Chicago 12/22/02
	vs New York Jets 10/28/01
10	3x, most recently, vs New Orleans 10/22/95
Fewest Punts, Game	
1	11x, most recently, at New Orleans 10/25/20
2	29x, most recently, at Kansas City 11/8/20

## PUNTING YARDS

Most Gross Punting Yards, Season	
4,735	2002
4,508	2006
4,419	2001
Fewest Gross Punting Yards, Season	
2,082	2020
2,459	2000
2,562	1999
Most Gross Punting Yards, Game	
451	vs Denver 11/11/12
446	vs New Orleans 10/22/95
445	vs New York Jets 10/28/01
Fewest Gross Punting Yards, Game	
35	at New England 10/1/17
	vs New Orleans 9/11/05
38	at Cincinnati 10/12/14
42	vs Arizona 10/4/20

## AVERAGE PUNTING YARDAGE

Highest Gross Punting Average, Season	
47.77	2013 (70-3,344)
47.01	2001 (94-4,419)
46.27	2020 (45-2,082)
Lowest Punting Average, Season	
37.26	2000 (66-2,459)
39.42	1999 (65-2,562)
40.49	1996 (78-3,158)
Highest Punting Average, Game	
63.00	at Denver 9/8/16
60.00	vs Las Vegas 9/13/20
56.71	at Miami 11/24/13
Lowest Punting Average, Game	
24.00	at New Orleans 12/28/08
24.33	vs Minnesota 11/30/14
25.50	at Atlanta 9/20/09

## PUNTS HAD BLOCKED

Most Punts Had Blocked, Game	
2	at Minnesota 11/30/14
	at New York Giants 12/28/03
1	11x, most recently, at Tampa Bay 9/9/12
Most Consecutive Punts Without A Block	
415	2014-(present)
409	1995-2000
236	2009-2012

## INSIDE THE 20

Most Punts Inside the Opponents 20 Yard Line, Season	
35	2001
31	2016, 2006, 2002
30	2008
Fewest Punts Inside the Opponents 20 Yard Line, Season	
18	1999
19	2011, 2000
20	2020, 2015, 2012, 1998
Most Punts Inside the Opponents 20 Yard Line, Game	
6	vs Chicago 12/22/02
5	4x, most recently, at Washington 12/27/20

## PUNT RETURNS

Most Punt Returns, Season	
57	2002
55	1996
49	2006, 1995
Fewest Punt Returns, Season	
20	2020
21	2000
24	2018
Most Punt Returns, Game	
9	vs Detroit 9/15/02
7	vs Oakland 11/9/08
	vs Indianapolis 12/3/95
6	12x, most recently, vs Buffalo 10/25/09
Fewest Punt Returns, Game	
0	49x, most recently, at Washington 12/27/20

## FAIR CATCHES

Most Fair Catches, Season	
26	2014, 2013
25	2015
24	2016
Fewest Fair Catches, Season	
6	2010
9	2011
11	2009, 2005, 1998
Most Fair Catches, Game	
5	at Atlanta 9/7/97
	at Atlanta 9/3/95 (OT)
4	7x, most recently, at Tampa Bay 1/17/17

## PUNT RETURN YARDS

Most Punt Return Yards, Season	
624	1996
500	1995
487	2002
Fewest Punt Return Yards, Season	
117	2020
165	2018, 2004
171	2019
Most Punt Return Yards, Game	
153	vs Cincinnati 12/8/02
128	vs New England 9/18/05
123	at Oakland 11/9/08
Fewest Punt Return Yards, Game	
-10	vs Pittsburgh 9/21/14
-3	at Atlanta 10/11/20
	vs New York Giants 10/7/18

## PUNT RETURN AVERAGE

Highest Punt Return Average, Season	
11.34	1996 (55-624)
11.33	2000 (21-238)
10.83	2005 (41-444)

# RECORDS: REGULAR TEAM

Lowest Punt Return Average, Season

4.59	2006 (49-225)
5.50	2011 (32-176)
5.85	2020 (20-117)

TOUCHDOWNS RETURNING PUNTS

Most Touchdowns, Punt Returns, Season

2	2002
1	2017, 2014, 2003, 2001, 2000, 1996, 1995

Most Touchdowns, Punt Returns, Game

2	vs Cincinnati 12/8/02
1	7x, most recently, at New York Jets 11/26/17

## KICKOFF RETURNS

Most Kickoff Returns, Season

76	2001, 1998
74	2010
66	1999

Fewest Kickoff Returns, Season

22	2015
26	2018
28	2013

Most Kickoff Returns, Game

9	at Atlanta 10/4/98
7	12x, most recently, at San Francisco 10/27/19

KICKOFF RETURN YARDS

Most Kickoff Return Yards, Season

1,834	1998
1,769	2001
1,619	2010

Fewest Kickoff Return Yards, Season

407	2015
582	2018
612	2013

Most Kickoff Return Yards, Game

252	at St. Louis 1/11/01
200	at Atlanta 10/4/98
189	at Washington 9/3/00

KICKOFF RETURN AVERAGE

Highest Kickoff Return Average, Season

26.20	1996 (50-1,310)
25.31	2020 (29-734)
24.13	1998 (76-1,834)

Lowest Kickoff Return Average, Season

18.50	2015 (22-407)
19.10	2007 (60-1,146)
19.35	2006 (62-1,200)

TOUCHDOWNS RETURNING KICKOFFS

Most Touchdowns, Kickoff Returns, Season

2	2001, 1999
1	2017, 2011, 2003, 2000, 1998, 1996

Most Touchdowns, Kickoff Returns, Game

1	10x, most recently, vs Tampa Bay 12/24/17
---	---

## FUMBLES

Most Fumbles, Season

39	1998
33	2003, 2001
31	2010

Fewest Fumbles, Season

12	2015, 2013, 2008
13	2020, 2016, 2011
19	2017

Most Fumbles, Game

6	at Atlanta 12/18/04
	at San Francisco 11/8/98
	vs Atlanta 10/26/97

Fewest Fumbles, Game

0	most recently, vs Denver 12/13/20
---	-----------------------------------

FUMBLES LOST

Most Fumbles Lost, Season

19	1999
18	2002
17	1998

Fewest Fumbles Lost, Season

3	2020
6	2018, 2017, 2013, 2011
7	2008

Most Fumbles Lost, Game

4	3x, most recently, vs Tennessee 10/19/03
3	14x, most recently, at Houston 9/29/19

FUMBLES RECOVERED

Most Fumbles Recovered, Own and Opponents, Season

36	1998 (22 own, 14 opp)
32	2005 (13 own, 19 opp)
	2001 (20 own, 12 opp)

Fewest Fumbles Recovered, Own and Opponents, Season

13	2016 (3 own, 10 opp)
14	1999 (5 own, 9 opp)
16	2013 (6 own, 10 opp)

Most Fumbles Recovered, Own and Opponents, Game

7	at San Francisco 11/8/98 (4 own, 3 opp)
5	8x, most recently, vs Washington 11/22/15 (1 own, 4 opp)

Most Own Fumbles Recovered, Season

22	1998
20	2001
18	2003

Fewest Own Fumbles Recovered, Season

3	2016, 2015
5	2008, 1999
6	2013, 2005

Most Opponents Fumbles Recovered, Season

20	2000
19	2005
17	2007

Fewest Opponents Fumbles Recovered, Season

7	2019
8	2006
9	2018

Most Opponents Fumbles Recovered, Game

4	4x, most recently, vs Washington 11/22/15
---	---

TOUCHDOWNS

Most Touchdowns, Fumbles Recovered, Own and Opponents, Season

3	1996 (3 opp)
2	2020 (2 opp), 2001 (1 own, 1 opp), 2008 (2 opp)
1	9x, most recently, 2019 (1 opp)

Most Touchdowns, Opponents Fumbles Recovered, Season

3	1996
2	2020, 2016, 2008
1	2019, 2017, 2007, 2004, 2002, 2001, 1995

Most Touchdowns, Fumbles Recovered, Own and Opponents, Game1 18x

2	at Minnesota 11/29/20
1	19x, most recently, vs Jacksonville 10/6/19

## TURNOVERS

(NUMBER OF TIMES LOSING THE BALL ON INTERCEPTIONS AND FUMBLES)

Most Turnovers, Season

41	1995 (25 ints, 16 fum)
40	2002 (22 ints, 18 fum)
39	1997 (24 ints, 15 fum)

Fewest Turnovers, Season

19	2015 (10 ints, 9 fum)
	2013 (13 ints, 6 fum)
	2008 (12 ints, 7 fum)
21	2020 (16 ints, 5 fum)
22	2018 (16 ints, 6 fum)
	2017 (16 ints, 6 fum)
	2012 (12 ints, 10 fum)

Most Turnovers, Game

7	vs Philadelphia 9/13/09 (5 ints, 2 fum)
	vs St. Louis 9/17/95 (5 ints, 2 fum)
6	6x, most recently, vs Atlanta 11/24/02 (4 ints, 2 fum)

Most Turnovers, Both Teams, Game

10	Carolina (6) at New Orleans (4) 11/26/95
9	3x, most recently, Carolina (6) vs New England (3) 1/6/02

Fewest Turnovers, Both Teams, Game

0	Carolina (0) vs Las Vegas (0) 9/13/20
	Carolina (0) at New Orleans (0) 12/8/13
	Carolina (0) at Kansas City (0) 12/2/12
	Carolina (0) at Washington (0) 11/4/12
	Carolina (0) vs Minnesota (0) 10/30/05

## PENALTIES

Fewest Penalties, Season

80	2013
83	2017
	2014
84	2000

Most Penalties, Season

123	2004
116	2003
113	2011, 1998

Fewest Penalties, Game

0	vs Green Bay 12/14/97
1	7x, most recently, at New Orleans 10/25/20
2	11x, most recently, vs Seattle 12/15/19

Most Penalties, Game

16	at Tampa Bay 9/14/03
14	at Dallas 10/13/02
13	vs Washington 10/23/11

Fewest Penalties, Both Teams, Game

1	Carolina (0) vs Green Bay (1) 12/14/97
2	Carolina (1) vs New Orleans (1) 9/24/17
3	Carolina (2) at Detroit (1) 11/18/18

Most Penalties, Both Teams, Game

33	Carolina (16) at Tampa Bay (17) 9/14/03
----	---

# RECORDS: REGULAR TEAM

24	Carolina [16] at Tampa Bay [17] 9/14/03
23	Carolina [14] at Dallas [9] 10/13/02

## YARDS PENALIZED

Fewest Yards Penalized, Season	
637	2008
638	1996
671	2013

Most Yards Penalized, Season	
1,020	2004
1,013	2011
966	2003

Fewest Yards Penalized, Game	
0	vs Green Bay 12/14/97
1	vs Philadelphia 10/12/17
5	vs New Orleans 9/24/17
	at New Orleans 1/1/12

Most Yards Penalized, Game	
120	at Tampa Bay 9/14/03
106	at Dallas 10/13/02
105	vs Pittsburgh 9/21/14
	vs Washington 10/23/11

Fewest Yards Penalized, Both Teams, Game	
10	Carolina [0] vs Green Bay [10] 12/14/97
15	Carolina [5] vs New Orleans [10] 9/24/17
20	Carolina [15] at Detroit [5] 11/18/18

Most Yards Penalized, Both Teams, Game	
288	Carolina [120] at Tampa Bay [168] 9/14/03
197	Carolina [91] vs Atlanta [106] 10/3/04

196	Carolina [105] vs Pittsburgh [91] 9/21/14
-----	---

## TIME OF POSSESSION

Highest Average Time of Possession, Season	
32:17	2017
31:54	2013
31:47	2014
31:44	2015

Lowest Average Time of Possession, Season	
27:24	2010
27:30	2001
28:10	1998

Highest Time of Possession, Game	
41:51	at New Orleans 12/5/04
41:47	at Atlanta 12/24/06
39:48	at New England 10/29/95 [OT]

Lowest Time of Possession, Game	
19:52	at Atlanta 10/20/02
20:12	vs Atlanta 11/24/02
20:32	at Pittsburgh 12/15/02

Highest Time of Possession, Drive	
11:18	at Buffalo 11/27/05 [16-74-FG]
11:01	vs Indianapolis 10/28/07 [18-80-TD]
10:36	at Atlanta 12/24/06 [16-73-TD]

Lowest Time of Possession, Scoring Touchdown	
0:05	at Tampa Bay 10/13/19 [1-8]
	vs Arizona 10/19/08 [1-18]
	at San Francisco 10/17/89 [1-25]
0:06	vs St. Louis 12/23/01 [1-4]
	vs Detroit 11/16/08 [1-4]
0:07	vs New Orleans 11/17/16 [1-40]
	vs Dallas 12/24/05 [1-32]

# RECORDS: REGULAR DEFENSE

## SCORING

Fewest Points Allowed, Season	
218	1996
241	2013
259	2005
Most Points Allowed, Season	
470	2019
429	2011
414	2020
Fewest Points Allowed, Game	
0	7x, most recently, vs Detroit 11/22/20
Most Points Allowed, Game	
52	at Pittsburgh 11/8/18 at Oakland 12/24/00
51	at San Francisco 10/27/19 at Atlanta 10/4/98 at Detroit 11/20/11
Fewest Touchdowns Allowed, Season	
21	2013
24	1996
27	2005
Most Touchdowns Allowed, Season	
56	2019
50	2011
49	2020
Fewest Touchdowns Allowed, Game	
0	33x, most recently, vs Detroit 11/22/20
Most Touchdowns Allowed, Game	
7	at San Francisco 10/27/19 at Pittsburgh 11/8/18 at Detroit 11/20/11 at Oakland 12/24/00
6	8x, most recently, vs New Orleans 12/29/19

Fewest First Downs Allowed, Season	
251	1996
262	2005
267	2006
Most First Downs Allowed, Season	
360	2020
355	2019
331	1999
Fewest First Downs Allowed, Game	
5	at Chicago 10/22/17
7	vs Arizona 11/19/95 vs New York Jets 10/15/95
8	7x, most recently, vs Cleveland 12/21/14
Most First Downs Allowed, Game	
33	at New Orleans 1/1/12
30	vs Tampa Bay 11/15/20
29	3x, most recently, at Seattle 12/4/16
Fewest First Downs Allowed, Rushing, Season	
69	2017, 1996
70	2013
72	2005
Most First Downs Allowed, Rushing, Season	
128	2019
121	2010
115	1999
Fewest First Downs Allowed, Rushing, Game	
0	vs Arizona 11/19/95
1	14x, most recently, vs Washington 11/22/15
Most First Downs Allowed, Rushing, Game	
16	at Pittsburgh 12/26/99
15	vs San Francisco 9/29/97
14	3x, most recently, at Indianapolis 12/22/19
Fewest First Downs Allowed, Passing, Season	
149	2006
155	2009, 2002
160	2005
Most First Downs Allowed, Passing, Season	
223	2016
211	2020
198	2015
Fewest First Downs Allowed, Passing, Game	
2	at Chicago 10/22/17 vs Chicago 10/10/10
3	at San Francisco 11/10/13 at Washington 11/26/06 at Buffalo 9/10/95
Fewest First Downs Allowed, Penalty, Season	
11	2001
13	2000
14	1995
Most First Downs Allowed, Penalty, Season	
35	2020
32	2012, 2004
31	2010

## FIRST DOWNS

Most First Downs Allowed, Penalty, Game	
6	vs Atlanta 10/3/04
5	at Indianapolis 12/22/19 vs Houston 9/20/15 vs New England 11/18/13 vs Tennessee 11/13/11 at New England 12/13/09 vs Arizona 11/21/04 at Atlanta 12/7/03

## OFFENSIVE PLAYS

Fewest Plays Allowed, Season	
948	2018
953	2017
972	2011
Most Plays Allowed, Season	
1,072	1995
1,060	2010
1,058	2015
Fewest Plays Allowed, Game	
37	at Chicago 10/22/17
41	vs Detroit 12/21/03
42	at Atlanta 12/24/06
Most Plays Allowed, Game	
84	vs Indianapolis 11/21/15 [OT] vs Arizona 11/21/04 at Tampa Bay 9/14/03 [OT]
83	vs San Francisco 11/18/01
Fewest Rushing Plays Allowed, Season	
352	2013
353	2017
364	2015
Most Rushing Plays Allowed, Season	
521	2001
503	2010
497	1997
Fewest Rushing Plays Allowed, Game	
8	vs St. Louis 11/19/06
10	vs Arizona 10/30/16
11	5x, last at Kansas City 11/8/20
Most Rushing Plays Allowed, Game	
49	vs San Francisco 9/29/97
47	4x, most recently, vs Atlanta 9/10/06
Fewest Passing Attempts Allowed, Season	
490	2011, 1997
495	2009
500	2006
Most Passing Attempts Allowed, Season	
650	2015
612	2016
586	1995
Fewest Passing Attempts Allowed, Game	
16	at Atlanta 9/23/01
17	at Chicago 10/2/11 at Tampa Bay 10/18/09
18	3x, most recently, at New York Jets 11/29/09
Most Passing Attempts Allowed, Game	
61	vs Tampa Bay 9/14/03
58	vs Houston 9/20/15
56	vs Atlanta 12/17/95
Most Plays Allowed, Drive	
24	at New Orleans 10/7/07 [BFG]
19	at Minnesota 9/21/08 [FG] at New Orleans 10/7/06 [FG]
18	vs Dallas 10/12/12 [FG] vs Atlanta 12/12/10 [FG]

## NET YARDS ALLOWED

Fewest Net Yards Allowed, Season	
4,522	2005
4,646	2002
4,725	2003
Most Net Yards Allowed, Season	
6,042	2011
5,992	2019
5,943	2001
Fewest Net Yards Allowed, Game	
96	vs Arizona 11/19/95
106	vs Detroit 12/21/03
111	vs St. Louis 11/19/06
Most Net Yards Allowed, Game	
617	at New Orleans 1/1/12
571	at Atlanta 10/2/16
544	vs Tampa Bay 11/15/20

Most Net Yards Allowed, Drive	
99	at Atlanta 10/2/16 (TD)
98	at Atlanta 10/2/16 (TD)

# RECORDS: REGULAR DEFENSE

	vs Pittsburgh 9/21/14 (TD)
	at Tampa Bay 12/20/07 (TD)
	vs Atlanta 9/6/98 (TD)
	at Atlanta 9/3/95 (TD)
96	vs Green Bay 9/18/11 (TD)
	at Seattle 12/5/10 (TD)

## RUSHING

### Fewest Rushing Yards Allowed, Season

1,391	2013
1,409	2017
1,415	2015

### Most Rushing Yards Allowed, Season

2,301	2001
2,296	2019
2,133	1998

### Fewest Rushing Yards Allowed, Game

14	vs Washington 11/22/15
24	vs Arizona 10/30/16
25	vs New York Jets 10/15/95

### Most Rushing Yards Allowed, Game

337	at St. Louis 11/11/01
301	at New York Giants 12/21/08 (OT)
264	vs Pittsburgh 9/21/14

### Lowest Average Rushing Gain Allowed, Season

3.50	1995 (450-1,576)
3.59	2005 (408-1,465)
3.69	2002 (448-1,653)

### Highest Average Rushing Gain Allowed, Season

5.16	2019 (145-2,296)
4.75	2020 (408-1,936)
4.70	2018 (384-1,804)

### Lowest Average Rushing Gain Allowed, Game (min 15 att)

1.11	at Philadelphia 10/27/96 (27-30)
1.61	at Philadelphia 11/10/14 (23-37)
1.73	at Atlanta 1/1/06 (15-26)

### Highest Average Rushing Gain Allowed, Game (min 15 att)

9.24	vs Atlanta 12/23/18 (21-194)
8.28	at Seattle 12/4/16 (29-240)
8.27	vs Washington 12/1/19 (30-248)

### Fewest Rushing Touchdowns Allowed, Season

4	2013
6	1996
7	2017

### Most Rushing Touchdowns Allowed, Season

31	2019
20	2010
19	2004

### Most Rushing Touchdowns Allowed, Game

5	at San Francisco 10/27/19
	at Atlanta 1/23/08
4	at St. Louis 11/11/01
3	19x, most recently, vs Tampa Bay 9/20/20

## PASSING

### Fewest Net Passing Yards Allowed, Season

2,993	2002
3,000	2006
3,003	2003

### Most Net Passing Yards Allowed, Season

4,291	2016
3,949	2011
3,847	2018

### Fewest Net Passing Yards Allowed, Game

29	vs Chicago 10/10/10
46	at San Francisco 11/10/13
49	vs Detroit 9/15/02

### Most Net Passing Yards Allowed, Game

481	at Atlanta 10/2/16
460	at New Orleans 10/16/16
409	at New Orleans 1/1/12

### Fewest Touchdown Passes Allowed, Season

14	2009
15	2005, 1995
17	2013, 1997, 1996

### Most Touchdown Passes Allowed, Season

32	2018
30	1998
28	2020, 2011

### Most Touchdown Passes Allowed, Game

5	at Pittsburgh 11/8/18
	at New Orleans 1/1/12
	at Detroit 11/20/11
	at Oakland 12/24/00
	vs Green Bay 9/27/98

53	2019
52	2002

**Fewest Sacks, Season**

23	2007
26	2001
27	2000

### Most Sacks, Game

9	at Atlanta 12/29/13
8	at Arizona 9/22/19
	vs Arizona 10/30/16
7	7x, most recently, vs New York Giants 9/22/13

### Most Opponent Yards Lost Attempting to Pass, Season

424	2013
371	1996
336	2002

### Fewest Opponent Yards Lost Attempting to Pass, Season

167	2001
170	2011
177	2007

### Most Opponent Yards Lost Attempting to Pass, Game

64	at Atlanta 9/30/12
62	vs St. Louis 11/19/06
59	vs Atlanta 12/13/15

## INTERCEPTIONS

### Most Passes Intercepted, Season

26	2004
24	2015, 2001
23	2005

### Fewest Passes Intercepted, Season

7	2020
10	2017
11	2012, 1997

### Most Passes Intercepted, Game

6	vs St. Louis 12/12/04
5	3x, most recently, at Tampa Bay 10/13/19

### Most Consecutive Games With an Interception

14	1996
10	2001
9	2016, 2015, 2004

### Most Interception Return Yards, Season

440	2005
420	2004
374	2001

### Fewest Interception Return Yards, Season

72	1997
86	2018
115	2006

### Most Interception Return Yards, Game

117	at San Francisco 11/5/95
115	at Atlanta 12/28/14
101	at Tampa Bay 11/6/05

### Most Interceptions Returned for Touchdowns, Season

4	2015, 2013
3	2012, 2003
2	2014, 2006, 2005, 2004, 2000, 1998, 1995

### Most Interceptions Returned for Touchdowns, Game

2	at Dallas 11/26/15
	at Atlanta 12/28/14
1	30x, most recently, at Atlanta 10/2/16

### Most Interceptions Returned for Touchdowns, Both Teams, Game

2	5x, most recently, Carolina [1] at Atlanta [1] 10/2/16
---	--

## PUNTING

### Fewest Opponent Punts, Season

51	2020
52	2011
58	2000

### Most Opponent Punts, Season

103	2002
98	2006
95	1996

### Fewest Opponent Punts, Game

0	3x, vs Tampa Bay 11/15/20
1	18x, most recently, at Kansas City 11/8/20

### Most Opponent Punts, Game

11	at Oakland 11/9/08
	vs Detroit 9/15/02
10	3x, most recently, vs New Orleans 1/2/05

### Highest Opponent Gross Punting Average, Season

46.80	2016 (71-3,323)
46.29	2015 (78-3,611)
46.25	2019 (67-3,099)

### Lowest Opponent Punting Average, Season

39.51	1999 (74-2,924)
39.84	2000 (58-2,311)
40.38	1995 (94-3,796)

### Highest Opponent Punting Average, Game (min 3 punts)

## SACKS

### Most Sacks, Season

60	2013, 1996
----	------------

# RECORDS: REGULAR DEFENSE

58.00	vs Washington 12/1/19 (5-290)
55.70	vs Arizona 10/19/08 (3-167)
	vs Oakland 11/7/04 (3-167)
55.20	at Green Bay 10/19/14 (5-276)
<b>Lowest Opponent Punting Average, Game (min 3 punts)</b>	
25.67	vs San Francisco 12/18/99 (3-77)
28.30	at New England 12/13/09 (3-85)
28.67	at New York Giants 9/12/10 (3-86)
<b>Most Opponent Punts Blocked, Season</b>	
1	2019, 2013, 2010, 2006, 2004, 2003, 1999, 1998, 1997, 1996, 1995
<b>Most Opponent Punts Blocked, Game</b>	
1	16x, most recently, vs Los Angeles Rams 9/8/19
<b>Most Consecutive Opponent Punts Without a Block</b>	
369	2013-2019
266	2004-2010
264	1999-2003
<b>Most Opponent Punts Inside 20 Yard Line, Season</b>	
40	2006
31	2012, 2007, 2003
30	2009
<b>Fewest Opponent Punts Inside 20 Yard Line, Season</b>	
13	2000
14	1998
15	2011
<b>Most Opponent Punts Inside 20 Yard Line, Game</b>	
7	vs New Orleans 1/3/10
6	vs New York Giants 12/01/06
5	4x, most recently, at Tampa Bay 1/1/17

## PUNT RETURNS

<b>Fewest Opponent Punt Returns, Season</b>	
18	2020
20	1998
22	2018
<b>Most Opponent Punt Returns, Season</b>	
63	2002
61	2006
55	2007
<b>Fewest Punt Return Yards Allowed, Season</b>	
94	1998
158	1999
173	1996
<b>Most Punt Return Yards Allowed, Season</b>	
579	2007
554	2002
488	2010
<b>Fewest Punt Return Yards Allowed, Game</b>	
-4	at Washington 11/4/12
	vs Washington 10/23/11
-3	5x, most recently, at Indianapolis 11/27/11
<b>Most Punt Return Yards Allowed, Game</b>	
195	at Indianapolis 12/22/19
168	at Denver 11/9/97
139	at New Orleans 12/29/02
<b>Lowest Opponent Punt Return Average, Season</b>	
4.70	1998 (29-94)
4.94	1999 (32-158)
5.41	1996 (32-173)
<b>Highest Opponent Punt Return Average, Season</b>	
15.54	2014 (28-435)
13.31	2011 (35-466)
12.18	2019 (40-487)
<b>Longest Punt Return Allowed, Game</b>	
94	at Green Bay 11/18/07 (TD)
89	at Arizona 9/11/11 (TD)
	vs Detroit 12/21/03 (TD)
<b>Most Punt Returns for Touchdowns Allowed, Season</b>	
3	2019, 2011
2	1997
1	2020, 2016, 2015, 2014, 2012, 2010, 2009, 2008, 2007, 2006, 2003, 2001
<b>Most Punt Returns for Touchdowns Allowed, Game</b>	
2	at Indianapolis 12/22/19
	at Denver 11/9/97
1	16x, most recently, vs Denver 12/13/20

## KICKOFF RETURNS

<b>Fewest Opponent Kickoff Returns, Season</b>	
5	2019
7	2020
12	2017
<b>Most Opponent Kickoff Returns, Season</b>	
80	2005
76	1999
71	1996
<b>Most Opponent Kickoff Returns, Game</b>	
9	at New Orleans 12/5/04
8	2x, most recently, at Atlanta 1/1/06

144	2020
254	2017
<b>Most Kickoff Return Yards Allowed, Season</b>	
1,702	2005
1,477	2004
1,439	1995
<b>Fewest Kickoff Return Yards Allowed, Game</b>	
0	58x, most recently, vs New Orleans 1/3/21
2	at Cleveland 12/9/18
11	vs Washington 8/31/97
<b>Most Kickoff Return Yards Allowed, Game</b>	
237	at New Orleans 12/5/04
199	at Arizona 10/14/07
190	vs Washington 11/22/15
<b>Lowest Kickoff Return Average Allowed, Season</b>	
17.50	2000 (64-1,120)
18.13	2016 (23-417)
18.52	2002 (50-926)
<b>Highest Kickoff Return Average Allowed, Season</b>	
32.44	2014 (18-584)
27.03	2011 (30-811)
26.62	2015 (34-905)
<b>Longest Kickoff Return Allowed, Game</b>	
101	at San Francisco 11/16/97 (TD)
99	vs Washington 11/22/15 (TD)
97	at Cincinnati 10/12/14 (OT)
	at Tampa Bay 10/18/09 (TD)
<b>Most Kickoff Returns for Touchdowns Allowed, Season</b>	
1	2015, 2009, 1998, 1997
<b>Most Kickoff Returns for Touchdowns Allowed, Game</b>	
1	vs Washington 11/22/15
	at Tampa Bay 10/18/09
	at Atlanta 10/4/98
	at San Francisco 11/16/97

## FUMBLES

<b>Fewest Opponent Fumbles, Season</b>	
16	2019
17	2013
18	2012
<b>Most Opponent Fumbles, Season</b>	
37	2000
36	2002
30	2007
<b>Most Opponent Fumbles, Game</b>	
5	7x, most recently, vs Washington 11/22/15

## TURNOVERS

<b>Fewest Opponent Turnovers, Season</b>	
21	2019 (14 int, 7 fum)
	2017 (10 int, 11 fum)
22	2020 (7 ints, 15 fum)
	2006 (14 ints, 8 fum)
	1997 (11 ints, 11 fum)
23	2018 (13 ints, 10 fum)
	2012 (11 ints, 12 fum)
<b>Most Opponent Turnovers, Season</b>	
42	2005 (23 ints, 19 fum)
39	2015 (24 ints, 15 fum)
38	2004 (26 ints, 12 fum)
	2000 (17 ints, 21 fum)
	1996 (22 ints, 16 fum)
<b>Most Opponent Turnovers, Game</b>	
7	at Tampa Bay 10/13/19 (5 int, 2 fum)
	vs St. Louis 12/12/04 (6 ints, 1 fum)
	vs St. Louis 12/3/00 (4 ints, 3 fum)
6	2x, most recently, at Arizona 11/1/09 (5 ints, 1 fum)
<b>Most Consecutive Games, Opponent Turnovers</b>	
16	1996
13	2015-16
12	2020, 2004

## TIME OF POSSESSION

<b>Lowest Average Time of Possession Allowed, Season</b>	
27:42	2017
28:06	2013
28:16	2015
<b>Highest Average Time of Possession Allowed, Season</b>	
32:36	2010
32:30	2001
31:50	1998
<b>Lowest Time of Possession Allowed, Game</b>	
18:09	at New Orleans 12/5/04
18:13	at Atlanta 12/24/06
20:20	vs Seattle 10/8/00
<b>Highest Time of Possession Allowed, Game</b>	
40:08	at Atlanta 10/20/02
39:48	vs Atlanta 11/24/02
39:28	at Pittsburgh 12/15/02

# RECORDS: REGULAR OPPONENT

## SCORING

### POINTS

#### Most Points, Game

24	Tevin Coleman, at San Francisco 10/27/19 (4TD: 3-R, 1-P)
	Michael Turner, Atlanta 11/23/08 (4TD: 4-R)
18	13x, most recently, Josh Jacobs, Las Vegas (3TD: 3-R)

### TOUCHDOWNS

#### Most Touchdowns, Game

4	Tevin Coleman, at San Francisco 10/27/19 (4TD: 3-R, 1-P)
	Michael Turner, Atlanta 11/23/08 (4TD: 4-R)
3	12x, most recently, Josh Jacobs, Las Vegas (3TD: 3-R)

### POINTS AFTER TOUCHDOWN

#### Most PATs Attempted, Game

7	Chris Boswell, at Pittsburgh 11/8/18
	Jason Hanson, at Detroit 11/20/11
6	Sebastian Janikowski, at Oakland 12/24/00
	9x, most recently, Will Lutz, vs New Orleans 12/29/19

#### Most PATs, Game

7	Chris Boswell, at Pittsburgh 11/8/18
	Jason Hanson, at Detroit 11/20/11
	Sebastian Janikowski, at Oakland 12/24/00
6	8x, most recently, Will Lutz vs New Orleans 12/29/19

#### Most PATs, No Misses, Game

7	Chris Boswell, at Pittsburgh 11/8/18
	Jason Hanson, at Detroit 11/20/11
	Sebastian Janikowski, at Oakland 12/24/00
6	8x, most recently, Will Lutz, vs New Orleans 12/29/19

### TWO-POINT CONVERSIONS

#### Most Two-Point Conversions, Game

1	28x, most recently, Kirk Cousins, at Minnesota 11/29/20
---	---

### FIELD GOALS

#### Most Field Goals Attempted, Game

5	5x, most recently, Matt Bryant, at Atlanta 12/31/17
4	31x, most recently, Ryan Succop, Tampa Bay 11/15/20

#### Most Field Goals, Game

5	Matt Bryant, at Atlanta 12/31/17
	Lawrence Tynes, New York Giants 9/20/12
4	15x, most recently, Ryan Succop, Tampa Bay 11/15/20

#### Most Field Goals, One Quarter

3	Matt Bryant, at Atlanta 12/31/17 (4th)
	Cairo Santos, Kansas City 11/13/16 (4th)
	Connor Barth, at Tampa Bay 12/4/11 (2nd)
	Mason Crosby, Green Bay 9/18/11 (3rd)
	Jason Hanson, Detroit 11/16/08 (2nd)
	Martin Gramatica, Tampa Bay 10/27/02 (4th)

#### Longest Field Goal Attempted

58	Stephen Gostkowski, at New England 10/17/17 (G)
	Steven Hauschka, Seattle 11/26/14 (G)
	Morten Andersen, at Atlanta 9/3/95 (S)
57	Justin Tucker, at Baltimore 9/28/14 (WL)
	Olindo Mare, New Orleans 11/25/07 (S)
	John Carney, New Orleans 10/5/03 (LU)

#### Longest Field Goal

58	Stephen Gostkowski, at New England 10/17/17
	Steven Hauschka, Seattle 11/26/14
56	Dustin Hopkins, at Washington 10/14/18
	Matt Bryant, at Atlanta 12/31/17 (4th)
	Jason Hanson, Detroit 11/16/08
	Doug Brien, at New Orleans 9/13/98
55	Harrison Butker, at Kansas City 11/8/20
	Dan Carpenter, at Buffalo 9/15/13

#### Most Field Goals, No Misses, Game

5	Matt Bryant, at Atlanta 12/31/17 (4th)
	Lawrence Tynes, New York Giants 9/20/12
4	14x, most recently, Ryan Succop, Tampa Bay 11/15/20

#### Most Field Goals, 50 or More Yards, Game

2	Matt Bryant, Atlanta 12/24/16 (51, 50)
	Martin Gramatica, Tampa Bay 10/27/02 (52, 53)
	Doug Brien, New Orleans 11/30/97 (51, 50)

### SAFETIES

#### Most Safeties, Game

1	10x, most recently, Danielle Hunter, Minnesota 9/25/16
---	--

## RUSHING

### RUSHING ATTEMPTS

#### Most Rushing Attempts, Game

38	Ricky Williams, at New Orleans 10/15/00
34	Julius Jones, Dallas 12/24/05
33	2x, most recently, Alhman Green, Green Bay 9/13/04

### RUSHING YARDS

#### Most Rushing Yards, Game

215	Derrick Ward, at New York Giants 12/21/08
205	Matt Forte, at Chicago 10/2/11
202	Marshall Faulk, St. Louis 12/23/01

#### Longest Run From Scrimmage

98	Ronald Jones III, Tampa Bay 11/15/20
89	Giovani Bernard, at Cincinnati 10/12/14 (TD)
81	Le'Veon Bell, Pittsburgh 9/21/14

### AVERAGE RUSHING GAIN

#### Highest Average Rushing Gain, Game (min 10 att)

14.33	Derrick Ward, at New York Giants 12/21/08 (14-215)
12.90	Derrius Guice, Washington 12/1/19 (10-129)
12.20	Marshall Faulk, at St. Louis 11/11/01 (15-183)

### RUSHING TOUCHDOWNS

#### Most Rushing Touchdowns, Game

4	Michael Turner, at Atlanta 11/23/08
3	Josh Jacobs, Las Vegas 9/13/20
	Aaron Jones, at Green Bay 11/10/19
	Tevin Coleman, at San Francisco 10/27/19
	Michael Turner, Atlanta 12/12/10
	Marshawn Lynch, at Seattle 12/5/10
	Peyton Hillis, at Cleveland 11/28/10
	Brandon Jacobs, at New York Giants 12/21/08

## PASSING

### PASS ATTEMPTS

#### Most Pass Attempts, Game

61	Brad Johnson, at Tampa Bay 9/14/03
58	Ryan Mallett, Houston 9/20/15
54	Jameis Winston, at Tampa Bay 10/13/19
	Matt Ryan, Atlanta 9/16/18
	Jeff Garcia, San Francisco 11/8/01

### COMPLETIONS

#### Most Completions, Game

38	Matt Ryan, Atlanta 9/16/18
35	4x, last by Justin Herbert, at Los Angeles Chargers 9/27/20
34	5x, last by Kirk Cousins, at Minnesota 11/29/20

### COMPLETION PERCENTAGE

#### Highest Completion Percentage, Game (min 20 att)

88.00	Ben Roethlisberger, at Pittsburgh 11/8/18 (25-22)
86.36	Aaron Rodgers, at Green Bay 10/19/14 (22-19)
85.19	Mark Brunell, Jacksonville 9/7/03 (27-23)

### PASSING YARDS

#### Most Passing Yards, Game

511	Matt Ryan, Atlanta 9/16/18
503	Matt Ryan, at Atlanta 10/2/16
465	Drew Brees, at New Orleans 10/16/16

#### Longest Pass Completion

94	Chris Chandler (to Jamal Anderson), at Atlanta 9/23/01 (TD)
92	Matt Ryan (to Olamide Zaccheaus), at Atlanta 12/8/19 (TD)
87	Drew Brees (to Brandin Cooks), at New Orleans 10/16/16 (TD)

### AVERAGE PASSING GAIN

#### Highest Average Passing Gain, Game (min 20 att)

13.59	Jameis Winston, Tampa Bay 12/24/17 (27-367)
	Matt Ryan, at Atlanta 10/2/16 (37-503)
13.10	Ben Roethlisberger, at Pittsburgh 11/8/18 (25-328)
13.05	Jason Garrett, at Dallas 10/11/98 (22-287)

### TOUCHDOWN PASSES

#### Most Touchdown Passes, Game

5	Ben Roethlisberger, at Pittsburgh 11/8/18
	Drew Brees, at New Orleans 1/1/12
	Matthew Stafford, at Detroit 11/20/11
	Rich Gannon, at Oakland 12/24/00
	Brett Favre, Green Bay 9/27/98
4	14x, Drew Lock, Denver 12/13/20

### PASSES HAD INTERCEPTED

#### Most Passes Had Intercepted, Game

6	Chris Chandler, St. Louis 12/12/04
5	Jameis Winston, at Tampa Bay 10/13/19
	Josh Freeman, Tampa Bay 12/6/09
	Kurt Warner, at Arizona 11/1/09
4	11x, most recently, Andy Dalton, Cincinnati 9/23/18

#### Most Pass Attempts, No Interceptions, Game

51	Mike Glennon, at Tampa Bay 10/24/13
48	Drew Brees, at New Orleans 10/3/10
45	5x, last by Kirk Cousins, at Minnesota 11/29/20

## RECEIVING

#### Most Receptions, Game

13	Kennan Allen, at Los Angeles Chargers 9/27/20
	Darren Sproles, New Orleans 9/16/12
	Joe Horn, at New Orleans 12/2/01
12	2x last by Julio Jones, at Atlanta 10/2/16
11	Austin Ekeler, at Los Angeles Chargers 9/27/20

### RECEIVING YARDS

#### Most Receiving Yards, Game

300	Julio Jones, at Atlanta 10/2/16
208	Rod Gardner, at Washington 10/21/01
200	Antonio Bryant, Tampa Bay 12/8/08

#### Longest Pass Reception

94	Jamal Anderson (from Chris Chandler), at Atlanta 9/23/01 (TD)
93	Olamide Zaccheaus (from Matt Ryan), at Atlanta 12/8/19 (TD)
87	Brandin Cooks (from Drew Brees), at New Orleans 10/16/16 (TD)
86	Marques Colston (from Drew Brees), New Orleans 10/1/06 (TD)
	Marcus Pollard (from Joey Harrington), at Detroit 10/16/05

# RECORDS: REGULAR OPPONENT

## AVERAGE PER RECEPTION

### Highest Average Per Reception, Game (min 3 rec)

35.00	Early Doucet, at Arizona 9/11/11 (3-105)
	Marcus Pollard, at Detroit 10/16/05 (3-105)
34.67	Julio Jones, Atlanta 12/11/11 (3-104)
	Joey Galloway, at Dallas 10/13/02 (3-104)
	Rod Gardner, at Washington 10/21/01 (6-208)

## TOUCHDOWN RECEPTIONS

### Most Touchdown Reception, Game

3	Hakeem Nicks, at New York Giants 9/12/10
	Derrick Mayes, Green Bay 9/27/98
2	49x, last by K.J. Hamler, Denver 12/13/20

## INTERCEPTIONS

### Most Interceptions, Game

3	Andrew Adams, at Tampa Bay 12/2/18
2	30x, most recently, Pierre Desir, at Indianapolis 12/22/19

## INTERCEPTION RETURN YARDS

### Most Interception Return Yards, Game

85	Otis Smith, New England 1/6/02
76	Eddie Jackson, at Chicago 10/22/17
68	Nathan Vasher, at Chicago 11/20/05

### Longest Interception Return

76	Eddie Jackson, at Chicago 10/22/17
	Otis Smith, New England 1/6/02
67	Darrelle Revis, at New York Jets 11/21/01
	Lavar Arrington, at Washington 10/29/09
64	Kenroy Kennedy, at Detroit 10/16/05
	Lito Sheppard, at Philadelphia 10/17/04

## TOUCHDOWNS

### Most Interceptions Returned for Touchdown, Game

1	47x, most recently, A.J. Klein, vs New Orleans 12/29/19
---	---

## PUNTING

### Most Punts, Game

11	Shane Lechler, at Oakland 11/9/08
	John Jett, Detroit 9/15/02
10	3x, most recently, Mitch Berger, New Orleans 12/05

### Longest Punt

79	Tress Way, Washing 12/1/19
75	Johnny Hekker, at Los Angeles Rams 11/6/16
71	Bryan Anger, Tampa Bay 9/29/19
	Johnny Hekker, Los Angeles Rams 9/8/19

## GROSS PUNTING AVERAGE

### Highest Punting Average, Game (min 4 att)

55.20	Tim Masthay, at Green Bay 10/19/14 (5-276)
53.20	Tress Way, Washington 11/22/15 (5-266)
52.75	Thomas Morstead, at New Orleans 10/16/16 (4-211)

## INSIDE THE 20

### Most Punts Inside the 20, Game

7	Thomas Morstead, New Orleans 1/3/10
6	Jeff Feagles, New York Giants 12/10/06
5	4x, most recently, Bryan Anger, at Tampa Bay 1/1/17

## TOUCHBACKS

### Most Touchbacks, Game

3	Chris Kluwe, Minnesota 12/20/09
	Brad Maynard, at Chicago 11/20/05
	Kyle Richardson, at Minnesota 9/22/02
	Mitch Berger, at Minnesota 11/19/00

## PUNTS HAD BLOCKED

### Most Punts Had Blocked, Game

1	10x, most recently, Johnny Hekker, Los Angeles Rams 9/8/19
---	--

## PUNT RETURNS

### Most Punt Returns, Game

8	Trindon Holliday, Denver 11/11/12
7	Marcus Thigpen, at Miami 11/24/13
	Johnnie Lee Higgins, at Oakland 11/9/08
	Michael Lewis, New Orleans 11/10/02
	Darrien Gordon, at Green Bay 9/29/02

## FAIR CATCHES

### Most Fair Catches, Game

5	Vinny Sutherland, San Francisco 11/18/01
	Chad Morton, at New Orleans 10/15/00
4	6x, most recently, Brandin Cooks, New Orleans 10/30/14

## PUNT RETURN YARDS

### Most Punt Return Yards, Game

195	Nyheim Hines, at Indianapolis 12/22/19
168	Darrien Gordon, at Denver 11/9/97
139	Michael Lewis, at New Orleans 12/29/02

### Longest Punt Return

94	Tramon Williams, at Green Bay 11/18/07 (TD)
89	Patrick Peterson, at Arizona 9/11/11 (TD)
	Reggie Swinton, Detroit 12/21/03 (TD)
85	DeSean Jackson, Philadelphia 9/13/09 (TD)

## PUNT RETURN AVERAGE

### Highest Punt Return Average, Game (min 3 ret)

65.00	Nyheim Hines, at Indianapolis 12/22/19
33.60	Darrien Gordon, at Denver 11/9/97 (5-168)
31.00	Harry Douglas, at Atlanta 11/23/08 (3-93)

## TOUCHDOWNS

### Most Punt Returns for Touchdowns, Game

2	Nyheim Hines, at Indianapolis 12/22/19
	Darrien Gordon, at Denver 11/9/97
1	16x, last by Dontae Spencer, Denver 12/13/20

## KICKOFF RETURNS

### Most Kickoff Returns, Game

8	DeAndre Cobb, at Atlanta 1/1/06
	Aaron Stecker, at New Orleans 12/5/04
7	5x, most recently, Justin Miller, New York Jets 11/13/05

## KICKOFF RETURN YARDS

### Most Kickoff Return Yards, Game

214	Aaron Stecker, at New Orleans 12/5/04
181	DeAndre Cobb, at Atlanta 1/1/06
177	Andre Roberts, Washington 11/22/15

### Longest Kickoff Return

101	Terry Kirby, at San Francisco 11/16/97 (TD)
99	Andre Roberts, Washington 11/22/15 (TD)
97	Adam Jones, at Cincinnati 10/12/14 (OT)
	Sammie Stroughter, at Tampa Bay 10/18/09 (TD)

## KICKOFF RETURN AVERAGE

### Highest Kickoff Return Average, Game (min 3 ret)

47.30	Sammie Stroughter, at Tampa Bay 10/18/09 (3-142)
45.00	David Reed, Baltimore 11/21/10 (3-135)
44.33	Daniel Manning, Chicago 10/10/10 (3-133)

## TOUCHDOWNS

### Most Kickoff Returns for Touchdowns, Game

1	Andre Roberts, Washington 11/22/15
	Sammie Stroughter, at Tampa Bay 10/18/09
	Tim Dwight, at Atlanta 10/4/98
	Terry Kirby, at San Francisco 11/16/97

## COMBINED KICK RETURNS

### Most Combined Kick Returns, Game

11	Johnnie Lee Higgins, at Oakland 11/9/08 (7-P, 4-K)
	Michael Lewis, New Orleans 11/10/02 (7-P, 4-K)
	Brian Mitchell, at Washington 10/9/99 (4-P, 7-K)
	Tyrone Hughes, New Orleans 10/22/95 (6-P, 5-K)

## COMBINED KICK RETURN YARDS

### Most Combined Kick Return Yards, Game

214	Aaron Stecker, at New Orleans 12/5/04 (214-K)
207	Roell Preston, Green Bay 9/27/98 (40-P, 167-K)
201	Michael Lewis, at New Orleans 12/29/02 (62-P, 139-K)

## TOUCHDOWNS

### Most Combined Kick Returns for Touchdowns, Game

2	Nyheim Hines, at Indianapolis 12/22/19 (2-P)
	Darrien Gordon at Denver 11/9/97 (2-P)
1	11x, most recently, Kenjon Barner, vs Atlanta 11/17/19 (1-P)

## COMBINED NET YARDS

(YARDS GAINED VIA RUSHING, RECEIVING, INTERCEPTION RETURN, PUNT RETURN, KICKOFF RETURN, AND FUMBLE RETURN)

## COMBINED ATTEMPTS

### Most Combined Attempts, Game

41	Ricky Williams, at New Orleans 10/15/00 (38-R, 3-P)
36	2x, most recently, Julius Jones, Dallas 12/24/05 (34-R, 2-P)

### Most Combined Net Yards, Game

300	Julio Jones, at Atlanta 10/21/16 (300-P)
252	Marshall Faulk, St. Louis 12/23/01 (202-R, 50-P)
235	Tim Dwight, Atlanta 11/28/99 (3-R, 102-P, 115-KOR,15-PK)

## SACKS

### Most Sacks, Game

4.5	Mario Williams, at Buffalo 9/15/13
3.5	Connor Barwin, at Philadelphia 11/10/14
	Chris Doleman, at San Francisco 11/8/98
	Chris Doleman, at Atlanta 9/3/95
3.0	15x, most recently, Nick Bosa, at San Francisco 10/27/19

## FUMBLES

### Most Fumbles, Game

5	Josh Johnson, at Tampa Bay 10/18/09
4	Phillip Rivers, at San Diego 12/16/12
	Shaun King, Arizona 11/21/04
3	9x, most recently, Gardner Minshew, Jacksonville 10/6/19
	<b>Most Own Fumbles Recovered, Game</b>
2	10x, most recently, Kenjon Barner, at Atlanta 11/17/19

### Most Opponent Fumbles Recovered, Game

2	7x, most recently, Lavonte David, Tampa Bay 1/3/16
---	--

### Longest Fumble Return

102	Travis Davis, at Pittsburgh 12/26/99 (TD)
-----	---



# RECORDS: REGULAR OPPONENT

90	Keith Mitchell, New Orleans 11/12/00 [TD]
75	Eddie Jackson, at Chicago 10/22/17 [TD]

## TOUCHDOWNS

Most Touchdowns, Game (Opponents Recovered)	
1	25x, most recently, Eddie Jackson, at Chicago 10/22/17
Most Touchdowns, Game (Own Recovered)	
1	Steve Breaston, Arizona 12/19/10
	Zach Wiegert, St. Louis 12/20/97

## BLOCKED KICKS

Most Blocked Punts, Game

2	Osi Umenyiora, at New York Giants 12/28/03
1	14x, most recently, Adam Thielen and Jasper Brinkley, at Minnesota 11/30/14
Most Blocked Field Goals, Game	
1	22x, most recently, DJ Wonnun, Minnesota 11/29/20
Most Blocked Point After Touchdowns, Game	
1	10x, most recently, Isaac Rochell, at Los Angeles Chargers 9/27/20
Longest Return of Blocked Field Goal	
72	Aeneas Williams, Arizona 11/19/95 [TD]
Most Touchdowns With Blocked Kick Recovery	
1	Everson Griffin, Minnesota 11/30/14 [P: 43 yds]
	Adam Thielen, Minnesota 11/30/14 [P: 30 yds]
	Gena Hayes, at Tampa Bay 10/12/08 [P: 22 yds]
	Brandon Lloyd, Chicago 9/14/08 [P: 9 yds]
	Chris Hayes, New York Jets 10/28/01 [P: 38 yds]
	Aeneas Williams, Arizona 11/19/95 [FG, 72 yds]

# RECORDS: PLAYOFF INDIVIDUAL

## SERVICE

### Most Games Played

11	Thomas Davis, 2005-2018
10	John Kasay, 1995-2010
9	Julius Peppers, 2002-2009, 2017-2018
	Jordan Gross, 2003-2013
	Steve Smith, 2001-2013
8	Ryan Kalil, 2007-2018
	Jake Delhomme, 2003-2009
	Nick Goings, 2001-2008
	Brad Hoover, 2000-2009
	Jason Kyle, 2001-2008
	Dante Wesley, 2002-2005, 2007-2009

### Most Games Started

9	Julius Peppers, 2002-2009, 2017-2018
	Jordan Gross, 2003-2013
	Steve Smith, 2001-2013
8	Thomas Davis 2005-2018
	Ryan Kalil, 2007-2018
	Jake Delhomme, 2003-2009

## SCORING POINTS

### Most Points, Career

81	John Kasay, 10 games (21 FG, 18 PAT)
60	Steve Smith, 9 games (10 TD, 8-P, 1-R, 1-RET)
54	Graham Gano, 7 games (12 FG, 18 PAT)

### Most Points, Postseason

35	John Kasay, 2003 (9 FG, 8 PAT)
30	Steve Smith, 2005 (5 TD, 3-P, 1-R, 1-RET)
24	John Kasay, 2005 (6 FG, 6 PAT)

### Most Points, Game

17	John Kasay, vs Dallas 1/3/04 (5 FG, 2 PAT)
14	Graham Gano, at New Orleans 1/7/18 (4 FG, 2 PAT)
	John Kasay, vs Dallas 1/5/97 (4 FG, 2 PAT)
12	5x, most recently, Cam Newton, vs Arizona 1/24/16 (2 TD, 2-R)

## TOUCHDOWNS

### Most Touchdowns, Career

10	Steve Smith, 9 games (8-P, 1-R, 1-RET)
5	Jonathan Stewart, 6 games (5-R)
3	Muhsin Muhammad, 7 games (2-P, 1-RET)

### Most Touchdowns, Postseason

5	Steve Smith, 2005 (3-P, 1-R, 1-RET)
3	Jonathan Stewart, 2015 (3-R)
	Muhsin Muhammad, 2003 (2-P, 1-RET)
	Steve Smith, 2003 (3-P)
2	Kelvin Benjamin, 2014 (2-P)
	DeShaun Foster, 2003 (2-R)

### Most Touchdowns, Game

2	Cam Newton, vs Arizona 1/24/16 (2-R)
	Jonathan Stewart, vs Seattle 1/17/16 (2-R)
	Kelvin Benjamin, at Seattle 1/10/15 (2-P)
	Steve Smith, at Chicago 1/15/06 (2-P)
	Steve Smith, at New York Giants 1/8/6 (1-P, 1-R)

## POINTS AFTER TOUCHDOWN (PATs)

### Most PATs Attempted, Career

19	John Kasay, 10 games
18	Graham Gano, 7 games

### Most PATs Attempted, Postseason

10	Graham Gano, 2015
8	John Kasay, 2003
7	John Kasay, 2005

### Most PATs Attempted, Game

5	Graham Gano, vs Arizona 1/24/16
4	Graham Gano, vs Seattle 1/17/16
3	Graham Gano, vs Arizona 1/3/15
	John Kasay, at Chicago 1/15/06

### Most PATs, Career

18	John Kasay, 10 games
18	Graham Gano, 7 games

### Most PATs, Postseason

10	Graham Gano, 2015
8	John Kasay, 2003
6	John Kasay, 2005

### Most PATs, Game

5	Graham Gano, vs Arizona 1/24/16
4	Graham Gano, vs Seattle 1/17/16
3	Graham Gano, vs Arizona 1/3/15

## FIELD GOALS

### Most Field Goals Attempted, Career

23	John Kasay, 10 games
15	Graham Gano, 7 games

### Most Field Goals Attempted, Postseason

11	John Kasay, 2003
6	John Kasay, 2005
	John Kasay, 1996
5	Graham Gano, 2017
	Graham Gano, 2015

### Most Field Goals Attempted, Game

5	Graham Gano, at New Orleans 1/7/18
	John Kasay, at St. Louis 1/10/04
	John Kasay, vs Dallas 1/3/04
4	John Kasay, vs Dallas 1/5/97

### Most Field Goals, Career

21	John Kasay, 10 games
12	Graham Gano, 7 games

### Most Field Goals, Postseason

9	John Kasay, 2003
6	John Kasay, 2005
	John Kasay, 1996
4	Graham Gano, 2017
	Graham Gano, 2015

### Most Field Goals, Game

5	John Kasay, vs Dallas 1/3/04
4	Graham Gano, at New Orleans 1/7/18
	John Kasay, vs Dallas 1/5/97
3	3x, most recently, John Kasay, at Chicago 1/15/06

### Longest Field Goal

58	Graham Gano, at New Orleans 1/7/18
52	John Kasay, at St. Louis 1/1/04
50	John Kasay, vs New England 2/1/04 (Super Bowl XXXVIII)

### Longest Field Goal, Attempted

58	Graham Gano, at New Orleans 1/7/18
53	John Kasay, at St. Louis 1/1/04 (LU)
52	John Kasay, at St. Louis 1/1/04

### Highest Field Goal Percentage, Career (min 5 att)

91.30	John Kasay, 10 games (21-23)
80.00	Graham Gano, 7 games (12-15)

### Highest Field Goal Percentage, Postseason (min 1 att per game)

100.00	Graham Gano, 2013 (1-1)
	John Kasay, 2005, (6-6)
	John Kasay, 1996 (6-6)
81.82	John Kasay, 2003 (9-11)

## RUSHING

## RUSHING ATTEMPTS

### Most Rushing Attempts, Career

101	Jonathan Stewart, 7 games
85	DeShaun Foster, 6 games
64	Stephen Davis, 4 games

### Most Rushing Attempts, Postseason

64	Stephen Davis, 2003
50	Jonathan Stewart, 2015
43	DeShaun Foster, 2005

### Most Rushing Attempts, Game

27	DeShaun Foster, at New York Giants 1/8/06
26	Stephen Davis, vs Dallas 1/3/04
	Anthony Johnson, vs Dallas 1/5/97
24	Jonathan Stewart, vs Arizona 1/3/15

## RUSHING YARDS

### Most Rushing Yards, Career

474	Jonathan Stewart, 7 games
401	DeShaun Foster, 6 games
315	Stephen Davis, 4 games

### Most Rushing Yards, Postseason

315	Stephen Davis, 2003
218	Jonathan Stewart, 2015
205	DeShaun Foster, 2005

### Most Rushing Yards, Game

151	DeShaun Foster, at New York Giants 1/8/06
123	Jonathan Stewart, vs Arizona 1/3/15
106	Jonathan Stewart, vs Seattle 1/17/16

### Most Games, 100 or More Rushing Yards, Career

2	Jonathan Stewart, 7 games
1	DeShaun Foster, 6 games
	Stephen Davis, 4 games
	Anthony Johnson, 2 games

### Most Games, 100 or More Rushing Yards, Postseason

1	Jonathan Stewart, 2015, 2014
	DeShaun Foster, 2005
	Stephen Davis, 2003
	Anthony Johnson, 1996

### Longest Run From Scrimmage

64	Stephen Davis, at St. Louis 1/10/04
59	Jonathan Stewart, vs Seattle 1/17/16
35	Jonathan Stewart, vs Arizona 1/3/15

## RUSHING TOUCHDOWNS

### Most Rushing Touchdowns, Career

5	Jonathan Stewart, 7 games
2	Cam Newton, 6 games
	DeShaun Foster, 6 games
1	Steve Smith, 9 games
	Stephen Davis, 4 games
	Brad Hoover, 8 games

# RECORDS: PLAYOFF INDIVIDUAL

## Most Rushing Touchdowns, Postseason

3	Jonathan Stewart, 2015
2	Cam Newton, 2015
	DeShaun Foster, 2003
1	Ted Ginn, Jr., 2015
	Jonathan Stewart, 2014 and 2008
	Steve Smith, 2005
	Stephen Davis, 2003
	Brad Hoover, 2003

## Most Rushing Touchdowns, Game

2	Cam Newton, vs Arizona 1/24/16
	Jonathan Stewart, vs Seattle 1/17/16
1	Jonathan Stewart, vs Denver 2/7/16 (Super Bowl 50)
	Ted Ginn, Jr., vs Arizona 1/24/16
	Jonathan Stewart, vs Arizona 1/2/15
	Jonathan Stewart, vs Arizona 1/10/09
	Steve Smith, at New York Giants 1/8/06
	DeShaun Foster, vs New England 2/1/04 (Super Bowl XXXVIII)
	DeShaun Foster, at Philadelphia 1/18/04
	Stephen Davis, vs Dallas 1/3/04
	Brad Hoover, at St. Louis 1/10/04

## PASSING

### PASS ATTEMPTS

#### Most Pass Attempts, Career

226	Jake Delhomme, 8 games
224	Cam Newton, 7 games
59	Kerry Collins, 2 games

#### Most Pass Attempts, Postseason

102	Jake Delhomme, 2003
91	Cam Newton, 2015
90	Jake Delhomme, 2005

#### Most Pass Attempts, Game

41	Cam Newton, vs Denver 2/7/16 (Super Bowl 50)
40	Cam Newton, at New Orleans 1/7/18
37	Kerry Collins, at Green Bay 1/12/97

### COMPLETIONS

#### Most Completions, Career

134	Cam Newton, 7 games
130	Jake Delhomme, 8 games
31	Kerry Collins, 2 games

#### Most Completions, Postseason

59	Jake Delhomme, 2003
54	Jake Delhomme, 2005
53	Cam Newton, 2015

#### Most Completions, Game

24	Cam Newton, at New Orleans, 1/7/18
	Jake Delhomme, at Chicago 1/15/06
23	Cam Newton, at Seattle 1/10/15
19	Cam Newton, vs Arizona 1/24/16
	Kerry Collins, at Green Bay 1/12/97

### COMPLETION PERCENTAGE

#### Highest Completion Percentage, Career

59.82	Cam Newton, 6 games (224-134)
57.52	Jake Delhomme, 8 games (226-130)
52.54	Kerry Collins, 2 games (59-31)

#### Highest Completion Percentage, Postseason (Qualifiers)

64.00	Cam Newton, 2013 (25-16)
60.29	Cam Newton, 2014 (68-41)
60.00	Jake Delhomme, 2005 (90-54)

#### Highest Completion Percentage, Game (min 20 att)

72.73	Cam Newton, vs Seattle 1/17/16 (22-16)
	Jake Delhomme, at Chicago 1/15/06 (33-24)
68.18	Jake Delhomme, at New York Giants 1/8/06 (22-15)
67.86	Cam Newton, vs Arizona 1/24/16 (28-19)

### PASSING YARDS

#### Most Passing Yards, Career

1,847	Jake Delhomme, 8 games
1,821	Cam Newton, 7 games
315	Kerry Collins, 2 games

#### Most Passing Yards, Postseason

987	Jake Delhomme, 2003
761	Cam Newton, 2015
655	Jake Delhomme, 2005

#### Most Passing Yards, Game

349	Cam Newton, at New Orleans 1/7/18
335	Cam Newton, vs Arizona 1/24/16
323	Jake Delhomme, vs New England 2/1/04 (Super Bowl XXXVIII)

#### Most Games, 300 or More Passing Yards, Career

2	Jake Delhomme, 8 games
2	Cam Newton, 7 games

#### Longest Pass Completion

86	Cam Newton [to Corey Brown], vs Arizona 1/24/16 (TD)
85	Jake Delhomme [to Muhsin Muhammad], vs New England 2/1/04 (TD) (Super Bowl XXXVIII)
70	Jake Delhomme [to Steve Smith], vs Dallas 1/3/04

### TOUCHDOWN PASSES

#### Most Touchdown Passes, Career

12	Jake Delhomme, 8 games
10	Cam Newton, 7 games
3	Kerry Collins, 2 games

## Most Touchdown Passes, Postseason

6	Jake Delhomme, 2003
5	Jake Delhomme, 2005
4	Cam Newton, 2014

## Most Touchdown Passes, Game

3	Jake Delhomme, at Chicago 1/15/06
	Jake Delhomme, vs New England 2/1/04 (Super Bowl XXXVIII)
2	5x, most recently, Cam Newton, at New Orleans 1/7/18

### PASSES HAD INTERCEPTED

#### Most Passes Had Intercepted, Career

10	Jake Delhomme, 8 games
7	Cam Newton, 6 games
3	Kerry Collins, 2 games

#### Most Passes Had Intercepted, Postseason

5	Jake Delhomme, 2008
4	Jake Delhomme, 2005
3	2x, most recently, Cam Newton, 2014

#### Most Passes Had Intercepted, Game

5	Jake Delhomme, vs Arizona 1/10/09
3	Jake Delhomme, at Seattle 1/22/06
2	3x, most recently, Cam Newton, at Seattle 1/10/15

## RECEIVING

### Most Receptions, Career

51	Steve Smith, 9 games
35	Greg Olsen, 7 games
20	Muhsin Muhammad, 7 games

### Most Receptions, Postseason

27	Steve Smith, 2005
18	Steve Smith, 2003
16	Greg Olsen, 2015

### Most Receptions, Game

12	Steve Smith, at Chicago 1/15/06
10	Steve Smith, at New York Giants 1/8/06
8	Greg Olsen, at New Orleans Saints 1/7/18

### RECEIVING YARDS

#### Most Receiving Yards, Career

856	Steve Smith, 9 games
488	Greg Olsen, 7 games
407	Muhsin Muhammad, 7 games

#### Most Receiving Yards, Postseason

404	Steve Smith, 2003
352	Muhsin Muhammad, 2003
335	Steve Smith, 2005

#### Most Receiving Yards, Game

218	Steve Smith, at Chicago 1/15/06
163	Steve Smith, at St. Louis 1/10/04
140	Muhsin Muhammad, vs New England 2/1/04 (Super Bowl XXXVIII)

#### Most Games, 100 or More Yards Receiving, Career

3	Steve Smith, 9 games
2	Greg Olsen, 7 games
	Muhsin Muhammad, 7 games

1	Christian McCaffrey, 1 game
---	-----------------------------

	Corey Brown, 5 games
--	----------------------

	Ted Ginn, Jr., 4 games
--	------------------------

#### Most Games, 100 or More Yards Receiving, Postseason

2	Muhsin Muhammad, 2003
	Steve Smith, 2003

#### Longest Pass Reception

86	Corey Brown, vs Arizona 1/24/16 (TD)
85	Muhsin Muhammad, vs New England 2/1/04 (TD) (Super Bowl XXXVIII)
70	Steve Smith, vs Dallas 1/3/04

### AVERAGE PER RECEPTION

#### Highest Average Per Reception, Game (min 3 rec)

35.00	Muhsin Muhammad, vs New England 2/1/04 (4-140) (Super Bowl XXXVIII)
28.25	Corey Brown, vs Arizona 1/24/16 (4-113)
27.17	Steve Smith, at St. Louis 1/10/04 (6-163)

### TOUCHDOWN RECEPTIONS

#### Most Touchdown Receptions, Career

8	Steve Smith, 9 games
2	Greg Olsen, 7 games
	Kelvin Benjamin, 2 games
	Muhsin Muhammad, 7 games

#### Most Touchdown Receptions, Postseason

3	Steve Smith, 2005
	Steve Smith, 2003
2	Kelvin Benjamin, 2014
	Muhsin Muhammad, 2003

#### Most Touchdown Receptions, Game

2	Kelvin Benjamin, at Seattle 1/10/15
	Steve Smith, at Chicago 1/15/06

## INTERCEPTIONS

### Most Interceptions, Career

4	Ricky Manning, Jr., 7 games
3	Luke Kuechly, 6 games
2	Tre Boston, 5 games
	Kurt Coleman, 3 games

	Ken Lucas, 4 games
--	--------------------

	Marlon McCree, 3 games
--	------------------------

	Sam Mills, 2 games
--	--------------------

# RECORDS: PLAYOFF INDIVIDUAL

## Most Interceptions, Postseason

4	Ricky Manning, Jr., 2003
2	Kurt Coleman, 2015
	Luke Kuechly, 2015
	Ken Lucas, 2005
	Marlon McCree, 2005
	Sam Mills, 1996
1	14x, most recently, Mike Adams, 2017

## Most Interceptions, Game

3	Ricky Manning, Jr., at Philadelphia 1/18/04
2	Kurt Coleman, vs Arizona 1/24/16
	Marlon McCree, at New York Giants 1/8/06
1	21x, most recently, Mike Adams at New Orleans 1/7/18

## INTERCEPTION RETURN YARDS

### Most Interception Return Yards, Career

49	Chad Cota, 2 games
	Pat Terrell, 2 games
37	Luke Kuechly, 6 games
34	Sam Mills, 2 games
	Julius Peppers, 8 games

### Most Interception Return Yards, Postseason

49	Chad Cota, 1996
	Pat Terrell, 1996
36	Luke Kuechly, 2015
34	Sam Mills, 1996
	Julius Peppers, 2003

### Most Interception Return Yards, Game

49	Chad Cota, vs Dallas 1/5/97
	Pat Terrell, vs Dallas 1/5/97
34	Julius Peppers, vs Dallas 1/3/04
24	Sam Mills, vs Dallas 1/5/97

### Longest Interception Return

49	Chad Cota, vs Dallas 1/5/97
	Pat Terrell, vs Dallas 1/5/97
34	Julius Peppers, vs Dallas 1/3/04
24	Sam Mills, vs Dallas 1/5/97

## TOUCHDOWNS

### Most Interception Returns for Touchdown, Career

2	Luke Kuechly, 6 games
	Most Interception Returns for Touchdown, Postseason
2	Luke Kuechly, 2015

### Most Interception Returns for Touchdown, Game

1	Luke Kuechly, vs Arizona 1/24/16
	Luke Kuechly, vs Seattle 1/17/16

## PUNTING

### Most Punts, Career

25	Brad Nortman, 6 games
21	Todd Sauerbrun, 4 games
	Jason Baker, 4 games
20	Brad Nortman, 2015

### Most Punts, Postseason

21	Todd Sauerbrun, 2003
16	Jason Baker, 2005
15	Brad Nortman, 2015

### Most Punts, Game

7	Brad Nortman, vs Denver 2/7/16 [Super Bowl 50]
	Jason Baker, at Seattle 1/22/06
	Todd Sauerbrun, vs New England 2/1/04 [Super Bowl XXXVIII]
	Todd Sauerbrun, at Philadelphia 1/18/04
5	4x, most recently, Brad Nortman, vs Seattle 1/17/16
4	4x, most recently, Brad Nortman, at Seattle 1/10/15

### Longest Punt

61	Brad Nortman, vs Denver 2/7/16 [Super Bowl 50]
59	Todd Sauerbrun, at Philadelphia 1/18/04
	Todd Sauerbrun, vs Dallas 1/3/04
53	Michael Palardy, at New Orleans 1/7/18
	Jason Baker, vs Arizona 1/10/09

## PUNTING AVERAGE

### Highest Punting Average, Career (min 4 punts)

43.33	Todd Sauerbrun, 4 games (21-910)
40.48	Brad Nortman, 6 games (25-1,012)
36.60	Jason Baker, 4 games (20-792)

### Highest Punting Average, Postseason (Qualifiers)

48.00	Jason Baker, 2008 (4-192)
43.33	Todd Sauerbrun, 2003 (21-910)
41.47	Brad Nortman, 2015 (15-622)

### Highest Punting Average, Game (min 4 att)

48.40	Todd Sauerbrun, vs Dallas 1/3/04 (5-242)
48.00	Jason Baker, vs Arizona 1/10/09 (4-192)
45.00	Brad Nortman, vs Denver 2/7/16 (7-315) [Super Bowl 50]

### Highest Net Punting Average, Postseason (min 4 punts)

44.25	Jason Baker, 2008
37.71	Todd Sauerbrun, 2003
35.40	Brad Nortman, 2015

## INSIDE THE 20

### Most Punts Inside 20, Career

8	Brad Nortman, 6 games
7	Jason Baker, 4 games
5	Todd Sauerbrun, 4 games

### Most Punts Inside 20, Postseason

7	Jason Baker, 2005
5	Todd Sauerbrun, 2003
4	Brad Nortman, 2014

### Most Punts Inside 20, Game

3	Brad Nortman, vs Arizona 1/3/15
	Jason Baker, at Chicago 1/15/06
2	5x, most recently, Brad Nortman, vs Seattle 1/17/16

## TOUCHBACKS

### Most Touchbacks, Career

2	Brad Nortman, 6 games
	Jason Baker, 4 games
	Todd Sauerbrun, 4 games
1	Rohn Stark, 2 games

### Most Touchbacks, Postseason

2	Jason Baker, 2005
	Todd Sauerbrun, 2003
1	Brad Nortman, 2015, 2014
	Rohn Stark, 1996

### Most Touchbacks, Game

1	7x, most recently, Brad Nortman, vs Denver 2/7/16 [Super Bowl 50]
---	---

## PUNT RETURNS

### Most Punt Returns, Career

8	Ted Ginn, Jr., 4 games
7	Steve Smith, 9 games
3	Winslow Oliver, 2 games

### Most Punt Returns, Postseason

6	Ted Ginn, Jr., 2015
4	Steve Smith, 2003
3	Steve Smith, 2005
	Winslow Oliver, 1996

### Most Punt Returns, Game

3	Ted Ginn, Jr., vs Denver 2/7/16 [Super Bowl 50]
	Steve Smith, vs Dallas 1/3/04
2	Kashin Clay, at New Orleans 1/7/18
	Ted Ginn, Jr., vs Arizona 1/24/16
	Ted Ginn, Jr., vs San Francisco 1/12/14
	Steve Smith, at Chicago 1/15/06
	Winslow Oliver, vs Dallas 1/5/97

## PUNT RETURN YARDS

### Most Punt Return Yards, Career

73	Steve Smith, 9 games
67	Ted Ginn, Jr., 4 games
21	Winslow Oliver, 2 games

### Most Punt Return Yards, Postseason

58	Steve Smith, 2005
40	Ted Ginn, Jr., 2015
27	Ted Ginn, Jr., 2013

### Most Punt Return Yards, Game

59	Steve Smith, at Seattle 1/22/06
38	Ted Ginn, Jr., vs Arizona 1/24/16
27	Ted Ginn, Jr., vs San Francisco 1/12/14

### Longest Punt Return

59	Steve Smith, at Seattle 1/22/06 (TD)
32	Ted Ginn, Jr., vs Arizona 1/24/16
24	Ted Ginn, Jr., vs San Francisco 1/12/14

## PUNT RETURN AVERAGE

### Highest Punt Return Average, Career (min 3 att)

10.43	Steve Smith, 9 games (7-73)
8.38	Ted Ginn, Jr., 4 games (8-67)
7.00	Winslow Oliver, 2 games (3-21)

### Highest Punt Return Average, Postseason (Qualifiers)

19.33	Steve Smith, 2005 (3-58)
7.00	Steve Smith, 2005 (3-58)
6.67	Ted Ginn, Jr., 2015 (6-40)

### Highest Punt Return Average, Game (min 3 att)

4.33	Steve Smith, vs Dallas 1/3/04 (3-13)
------	--------------------------------------

## TOUCHDOWNS

### Most Punt Returns for Touchdown, Career

1	Steve Smith, 9 games
---	----------------------

### Most Punt Returns for Touchdown, Postseason

1	Steve Smith, 2005
---	-------------------

### Most Punt Returns for Touchdown, Game

1	Steve Smith, at Seattle 1/22/06 (59)
---	--------------------------------------

## KICKOFF RETURNS

### Most Kickoff Returns, Career

16	Rod Smart, 7 games
9	Michael Bates, 2 games
8	Jamal Robertson, 3 games

### Most Kickoff Returns, Postseason

12	Rod Smart, 2003
9	Michael Bates, 1996
8	Jamal Robertson, 2005

### Most Kickoff Returns, Game

4	Mark Jones, vs Arizona 1/10/09
	Michael Bates, vs Dallas 1/5/97
	Rod Smart, at St. Louis 1/10/04
4	5x, most recently, Joe Webb vs Seattle 1/17/16
3	2x, most recently, Ted Ginn, Jr., vs San Francisco 1/12/14

# RECORDS: PLAYOFF INDIVIDUAL

## KICKOFF RETURN YARDS

<b>Most Kickoff Return Yards, Career</b>	
359	Rod Smart, 7 games
214	Michael Bates, 2 games
186	Jamal Robertson, 3 games

<b>Most Kickoff Return Yards, Postseason</b>	
285	Rod Smart, 2003
214	Michael Bates, 1996
186	Jamal Robertson, 2005

<b>Most Kickoff Return Yards, Game</b>	
155	Michael Bates, vs Dallas 1/5/97
151	Mark Jones, vs Arizona 1/10/09
123	Rod Smart, at St. Louis 1/10/04

<b>Longest Kickoff Return</b>	
51	Michael Bates, vs Dallas 1/5/97
40	Rod Smart, at Philadelphia 1/18/04
39	Mark Jones, vs Arizona 1/10/09

## KICKOFF RETURN AVERAGE

<b>Highest Kickoff Return Average, Career (min 3 ret)</b>	
30.20	Mark Jones, 1 game (5-151)
23.78	Michael Bates, 2 games (9-214)
23.25	Jamal Robertson, 3 games (8-186)

<b>Highest Kickoff Return Average, Postseason (Qualifiers)</b>	
30.20	Mark Jones, 2008 (5-151)
23.78	Michael Bates, 1996 (9-214)
23.75	Rod Smart, 2003 (12-285)

<b>Highest Kickoff Return Average, Game (min 3 ret)</b>	
31.00	Michael Bates, vs Dallas 1/5/97 (5-155)
30.20	Mark Jones, vs Arizona 1/10/09 (5-151)
25.00	Jamal Robertson, at Chicago 1/15/06 (4-100)

## COMBINED KICK RETURNS

<b>Most Combined Kick Returns, Career</b>	
16	Rod Smart, 7 games (16-K)
11	Ted Ginn, Jr., 4 games (8-P, 3-K)
9	Michael Bates, 2 games (9-K) Steve Smith, 9 games (7-P, 2-K)

<b>Most Combined Kick Returns, Postseason</b>	
12	Rob Smart, 2003 (12-K)
9	Michael Bates, 1996 (9-K)
8	Jamal Robertson, 2005 (8-K)

<b>Most Combined Kick Returns, Game</b>	
6	Mark Jones, vs Arizona 1/10/09 (1-P, 5-K)
5	Ted Ginn, Jr., vs San Francisco 1/12/14 (2-P, 3-K) Rod Smart, at St. Louis 1/10/04 (5-K) Michael Bates, vs Dallas 1/5/97 (5-K)
4	GK, most recently, Joe Webb, vs Seattle 1/17/16 (4-K)

## YARDS GAINED

<b>Most Combined Kick Return Yards, Career</b>	
359	Rod Smart, 7 games (359-K)
214	Michael Bates, 2 games (214-K)
186	Jamal Robertson, 3 games (186-K)

<b>Most Combined Kick Return Yards, Postseason</b>	
285	Rod Smart, 2003 (285-K)
214	Michael Bates, 1996 (214-K)
186	Michael Bates, 1996 (214-K)

<b>Most Combined Kick Return Yards, Game</b>	
160	Mark Jones, vs Arizona 1/10/09 (9-P, 151-K)
155	Michael Bates, vs Dallas 1/5/97 (155-K)
123	Rod Smart, at St. Louis 1/10/04 (123-K)

## TOUCHDOWNS

<b>Most Combined Kick Returns for Touchdowns, Career</b>	
1	Steve Smith, 9 games (1-P)
<b>Most Combined Kick Returns for Touchdowns, Postseason</b>	
1	Steve Smith, 2005 (1-P)
<b>Most Combined Kick Returns for Touchdowns, Game</b>	
1	Steve Smith, at Seattle 1/22/06 (1-P)

## FUMBLES

<b>Most Fumbles, Career</b>	
6	Jake Delhomme, 8 games
5	Cam Newton, 6 games
2	DeShaun Foster, 6 games

<b>Most Fumbles, Postseason</b>	
3	Cam Newton, 2014 Jake Delhomme, 2005
2	Cam Newton, 2015 Mike Tolbert, 2015 Jake Delhomme, 2003
1	14x, most recently, Cameron Artis-Payne and Ted Ginn, Jr., 2015

<b>Most Fumbles, Game</b>	
2	Cam Newton, vs Denver 2/7/16 (Super Bowl 50) Mike Tolbert, vs Denver 2/7/16 (Super Bowl 50) Cam Newton, at Seattle 1/10/15 Jake Delhomme, at Chicago 1/15/06

## OPPONENTS' FUMBLES RECOVERED

<b>Most Opponents' Fumbles Recovered, Career</b>	
1	Tre Boston, 5 games Kory Ealy, 5 games Luke Kuechly, 6 games Kevin Reddick, 2 games Lamar Lathon, 2 games Mike Minter, 7 games Mike Rucker, 7 games Dante Wesley, 8 games

<b>Most Opponents' Fumbles Recovered, Postseason</b>	
1	Tre Boston, 2015 Kory Ealy, 2015 Luke Kuechly, 2015 Kevin Reddick, 2014 Mike Rucker, 2005 Dante Wesley, 2005 Mike Minter, 2003 Lamar Lathon, 1996

<b>Most Opponents' Fumbles Recovered, Game</b>	
1	Tre Boston, vs Arizona 1/24/16 Kory Ealy, vs Denver 2/7/16 (Super Bowl 50) Luke Kuechly, vs Arizona 1/24/16 Kevin Reddick, vs Arizona 1/3/15 Mike Rucker, at New York Giants 1/8/06 Dante Wesley, at New York Giants 1/8/06 Mike Minter, vs Dallas 1/3/04 Lamar Lathon, at Green Bay 1/12/97

## FORCED FUMBLES

<b>Most Forced Fumbles, Career</b>	
2	Charles Johnson, 7 games Will Witherspoon, 7 games
1	Kurt Coleman, 4 games Kory Ealy, 5 games Kawann Short, 6 games Melvin White, 3 games Wes Horton, 2 games Jarrod Cooper, 3 games Brett Maxie, 2 games Mike Minter, 7 games Julius Peppers, 8 games

<b>Most Forced Fumbles, Postseason</b>	
2	Charles Johnson, 2015
<b>Most Forced Fumbles, Game</b>	
1	Kurt Coleman, at New Orleans 1/7/18 Kory Ealy, vs Denver 2/7/16 (Super Bowl 50) Charles Johnson, vs Denver 2/7/16 (Super Bowl 50) Charles Johnson, vs Arizona 1/24/16 Kawann Short, vs Arizona 1/24/16 Wes Horton, at Seattle 1/10/15 Melvin White, vs Arizona 1/3/15 Julius Peppers, at Chicago 1/15/06 Will Witherspoon, at New York Giants 1/8/06 Jarrod Cooper, at Philadelphia 1/18/04 Mike Minter, at Philadelphia 1/18/04 Will Witherspoon, vs Dallas 1/3/04 Brett Maxie, vs Dallas 1/5/97

## TOUCHDOWNS

<b>Most Fumble Returns for Touchdown, Career</b>	
1	Muhsin Muhammad, 7 games
<b>Most Fumble Returns for Touchdown, Postseason</b>	
1	Muhsin Muhammad, 2003
<b>Most Fumble Returns for Touchdown, Game</b>	
1	Muhsin Muhammad, at St. Louis 1/10/04

## COMBINED NET YARDS

(VIA RUSHING, RECEIVING, INTERCEPTION RETURN, PUNT RETURN, KICKOFF RETURN, FUMBLE RETURN)

## COMBINED ATTEMPTS

<b>Most Combined Attempts, Career</b>	
110	Jonathan Stewart, 7 games
92	DeShaun Foster, 6 games
66	Stephen Davis, 4 games

<b>Most Combined Attempts, Postseason</b>	
66	Stephen Davis, 2003
47	DeShaun Foster, 2003
45	DeShaun Foster, 2005

<b>Most Combined Attempts, Game</b>	
28	DeShaun Foster, at New York Giants 1/8/06
27	Stephen Davis, vs Dallas 1/3/04 Anthony Johnson, vs Dallas 1/5/97 Jonathan Stewart, vs Arizona 1/3/15

## YARDS GAINED

<b>Most Combined Net Yards, Career</b>	
1,015	Steve Smith, 9 games
523	Jonathan Stewart, 7 games
443	DeShaun Foster, 6 games

<b>Most Combined Net Yards, Postseason</b>	
467	Steve Smith, 2003
431	Steve Smith, 2005
366	Muhsin Muhammad, 2003

# RECORDS: PLAYOFF INDIVIDUAL

Most Combined Net Yards, Game

243	Steve Smith, at Chicago 1/15/06
170	Steve Smith, at St. Louis 1/10/04
160	Mark Jones, vs Arizona 1/10/09

## TACKLES

Most Tackles, Career

76	Dan Morgan, 7 games
66	Thomas Davis, 11 games
66	Luke Kuechly, 7 games

Most Tackles, Postseason

57	Dan Morgan, 2003
43	Mike Minter, 2003
37	Will Witherspoon, 2003

Most Tackles, Game

25	Dan Morgan, vs New England 2/1/04 (Super Bowl XXXVIII)
18	Mike Minter, vs New England 2/1/04 (Super Bowl XXXVIII)
16	Will Witherspoon, vs New England 2/1/04 (Super Bowl XXXVIII)
15	Luke Kuechly, vs San Francisco 1/12/14

## SACKS

Most Sacks, Career

5.0	Charles Johnson, 7 games
4.0	Kawann Short, 7 games
3.0	Kony Ealy, 5 games

Most Sacks, Postseason

3.0	Kony Ealy, 2015
	Charles Johnson, 2015
2.0	Kawann Short, 2015
	Charles Johnson, 2014
	Jordan Carstens, 2005
1.5	Brentson Buckner, 2003
	Al Wallace, 2003

Most Sacks, Game

3.0	Kony Ealy, vs Denver 2/7/16 (Super Bowl 50)
2.0	Charles Johnson, vs Arizona 1/3/15
1.5	Brentson Buckner, at Philadelphia 1/18/04

## BLOCKED KICKS

Most Blocked Field Goals, Career

1	Shane Burton, 4 games
---	-----------------------

Most Blocked Field Goals, Season

1	Shane Burton, 2003
---	--------------------

Most Blocked Field Goals, Game

1	Shane Burton, vs New England 2/1/04 (Super Bowl XXXVIII)
---	--

# RECORDS: PLAYOFF TEAM

## ATTENDANCE

Largest Home Attendance, Postseason Game		
74,294	vs Arizona	1/24/16
74,287	vs Seattle	1/17/16
73,784	vs San Francisco	1/12/14
Largest Road Attendance, Postseason Game		
79,378	New York Giants	1/8/06
73,186	New Orleans Saints	1/7/18
71,525	vs New England	2/1/04 (Super Bowl XXXVIII) (Super Bowl XXXVIII, Houston, Texas)

## GAMES WON

Most Wins, Postseason		
3	2003	
2	2015, 2005	
1	2014, 1996	

## SCORING POINTS

Most Points, Postseason		
101	2003 (4 games)	
90	2015 (3 games)	
66	2005 (3 games)	
Fewest Points, Postseason		
10	2013 (1 game)	
13	2008 (1 game)	
44	2014 (2 games)	

Most Points, Game		
49	vs Arizona	1/24/16
31	vs Seattle	1/17/16
29	at St. Louis	1/10/04
	vs Dallas	1/3/04
	vs New England	2/1/04 (Super Bowl XXXVIII)
	at Chicago	1/15/06

Fewest Points, Game		
10	vs Denver	2/17/16 (Super Bowl 50)
	vs San Francisco	1/12/14
13	vs Arizona	1/10/09
	at Green Bay	1/12/97
14	at Seattle	1/22/06
	at New York Giants	1/8/06

Most Points, Both Teams, Game		
64	Carolina (49) vs Arizona (15)	1/24/16
61	Carolina (29) vs New England (32)	2/1/04 (Super Bowl XXXVIII)
57	Carolina (26) at New Orleans (31)	1/7/18

Fewest Points, Both Teams, Game		
17	Carolina (14) at Philadelphia (3)	1/18/04
23	Carolina (23) at New York Giants (0)	1/8/06
30	Carolina (29) vs Dallas (10)	1/3/04

Most Points Overcome to Win Game		
6	at St. Louis	1/10/04 (down 0-6, won 29-23)
4	vs Arizona	1/3/15 (down 10-14, won 27-16)
3	vs Dallas	1/5/97 (down 0-3, won 26-17)

Most Points, First Half		
31	vs Seattle	1/17/16
24	vs Arizona	1/24/16
17	vs Dallas	1/5/97

Most Points, Second Half		
25	vs Arizona	1/24/16
17	vs New England	2/1/04 (Super Bowl XXXVIII)
	at New Orleans	1/7/18

Most Points, One Quarter		
19	at New England	2/1/04 (4th) (Super Bowl XXXVIII)
17	vs Arizona	1/24/16 [1st]
	vs Seattle	1/17/16 [2nd]
15	vs Arizona	1/24/16 (4th)

Most Points, First Quarter		
17	vs Arizona	1/24/16
14	vs Seattle	1/17/16
10	vs Arizona	1/3/15

Most Points, Second Quarter		
17	vs Seattle	1/17/16
10	at Seattle	1/10/15
	vs San Francisco	1/12/14
	at New York Giants	1/8/06
	at New England	2/1/04 (Super Bowl XXXVIII)
	at St. Louis	1/10/04
	vs Dallas	1/3/04
	vs Dallas	1/5/97

Most Points, Third Quarter		
14	vs Arizona	1/3/15
10	vs Arizona	1/24/16
7	at Chicago	1/15/06
	at New York Giants	1/8/06
	at Philadelphia	1/18/04
	vs Dallas	1/3/04

Most Points, Fourth Quarter		
19	at New England	2/1/04 (Super Bowl XXXVIII)
15	vs Arizona	1/24/16
14	at New Orleans	1/7/18

Most Points, Overtime		
6	at St. Louis	1/10/04

## TOUCHDOWNS

Most Touchdowns, Postseason		
11	2015 (3 games)	
	2003 (4 games)	
7	2005 (3 games)	
5	2014 (2 games)	

Fewest Touchdowns, Postseason		
1	2013 (1 game)	
2	2017 (1 game)	
	2008 (1 game)	
3	1996 (2 games)	

Most Touchdowns, Game		
6	vs Arizona	1/24/16
4	vs Seattle	1/17/16
	vs New England	2/1/04 (Super Bowl XXXVIII)
3	vs Arizona	1/3/15
	at Chicago	1/15/06
	at St. Louis	1/10/04

Most Touchdowns, Both Teams, Game		
8	Carolina (6) vs Arizona (2)	1/24/16
	Carolina (4) vs New England (4)	2/1/04 (Super Bowl XXXVIII)
7	Carolina (4) vs Seattle (3)	1/17/16
6	Carolina (2) at New Orleans (4)	1/7/18
	Carolina (2) at Seattle (4)	1/10/15
	Carolina (2) at Seattle (4)	1/22/06
	Carolina (3) at Chicago (3)	1/15/06

## POINTS AFTER TOUCHDOWN

Most Points After Touchdown, Postseason		
10	2015 (3 games)	
8	2003 (4 games)	
6	2005 (3 games)	

Fewest Points After Touchdown, Postseason		
1	2013 (1 game)	
	2008 (1 game)	
2	2017 (1 game)	
3	1996 (2 games)	

Most Points After Touchdown, Game		
5	vs Arizona	1/24/16
4	vs Seattle	1/17/16
3	vs Arizona	1/3/15

Most Points After Touchdown, Both Teams, Game		
7	Carolina (4) vs Seattle (3)	1/17/16
6	Carolina (2) at New Orleans (4)	1/7/18
	Carolina (5) vs Arizona (1)	1/24/16
	Carolina (2) at Seattle (4)	1/10/15
	Carolina (2) at Seattle (4)	1/22/06
	Carolina (2) vs New England (4)	2/1/04 (Super Bowl XXXVIII)

## FIELD GOALS

Most Field Goal Attempts, Postseason		
11	2003 (4 games)	
6	2005 (3 games)	
	1996 (2 games)	
5	2017 (1 game)	
	2015 (3 games)	

Fewest Field Goal Attempts, Postseason		
0	2008 (1 game)	
1	2013 (1 game)	
4	2014 (2 games)	

Most Field Goal Attempts, Game		
5	at New Orleans	1/7/18
	at St. Louis	1/10/04
	vs Dallas	1/3/04
4	vs Dallas	1/5/97
3	vs Arizona	1/3/15
	at Chicago	1/15/06
	at New York Giants	1/8/06

Most Field Goal Attempts, Both Teams, Game		
11	Carolina (5) at St. Louis (6), 2 OT, 1/10/04	
7	Carolina (4) vs Dallas (3)	1/5/97
6	Carolina (5) at New Orleans (1)	1/7/18
	Carolina (5) vs Dallas (1)	1/3/04
	Carolina (2) at Green Bay (4)	1/12/97

Most Field Goals, Postseason		
9	2003 (4 games)	
6	2005 (3 games)	
	1996 (2 games)	
4	2017 (1 game)	
	2015 (3 games)	

Fewest Field Goals, Postseason		
0	2008 (1 game)	
1	2013 (1 game)	
3	2014 (2 games)	

Most Field Goals, Game		
5	vs Dallas	1/3/04
4	at New Orleans	1/7/18
	vs Dallas	1/5/97
3	at Chicago	1/15/06
	at New York Giants	1/8/06
	at St. Louis	1/10/04

Most Field Goals, Both Teams, Game		
8	Carolina (3) at St. Louis (5)	1/10/04
7	Carolina (4) at Dallas (3)	1/5/97
6	Carolina (5) vs Dallas (1)	1/3/04

# RECORDS: PLAYOFF TEAM

## FIRST DOWNS

<b>Most First Downs, Postseason</b>	
71	2003 (4 games)
61	2015 (3 games)
55	2005 (3 games)
<b>Fewest First Downs, Postseason</b>	
16	2008 (1 game)
18	2013 (1 game)
24	2017 (1 game)
<b>Most First Downs, Game</b>	
25	vs Arizona 1/3/15
24	at New Orleans 1/7/18
24	at St. Louis 1/10/04
<b>Fewest First Downs, Game</b>	
11	at Seattle 1/22/06
12	at Green Bay 1/12/97
14	at Philadelphia 1/18/04
<b>Most First Downs, Rushing, Postseason</b>	
27	2003 (4 games)
21	2015 (3 games)
21	2005 (3 games)
<b>Fewest First Downs, Rushing, Postseason</b>	
4	2008 (1 game)
5	2017 (1 game)
7	2013 (1 game)
<b>Most First Downs, Rushing, Game</b>	
13	at New York Giants 1/8/06
12	vs Arizona 1/3/15
10	at St. Louis 1/10/04
<b>Fewest First Downs, Rushing, Game</b>	
1	at Green Bay 1/12/97
2	at Seattle 1/22/06
3	vs New England 2/1/04 (Super Bowl XXXVIII)
<b>Most First Downs, Passing, Postseason</b>	
38	2003 (4 games)
33	2015 (3 games)
30	2005 (3 games)
<b>Fewest First Downs, Passing, Postseason</b>	
9	2013 (1 game)
11	2008 (1 game)
18	1996 (2 games)
<b>Most First Downs, Passing, Game</b>	
16	at New Orleans 1/7/18
14	at Seattle 1/10/15
	at Chicago 1/15/06
12	vs Seattle 1/17/16
	vs New England 2/1/04 (Super Bowl XXXVIII)
	at St. Louis 1/10/04
<b>Fewest First Downs, Passing, Game</b>	
5	at Philadelphia 1/18/04
7	at Seattle 1/22/06
	vs Dallas 1/5/97
9	vs Arizona 1/3/15
	vs San Francisco 1/12/14
	at New York Giants 1/8/06
	vs Dallas 1/3/04
<b>Most First Downs, Penalty, Postseason</b>	
6	2003 (4 games)
5	2015 (3 games)
	2014 (2 games)
4	2005 (3 games)
<b>Fewest First Downs, Penalty, Postseason</b>	
1	2008 (1 game)
2	2013 (1 game)
3	2017 (1 game)
	1996 (2 games)
<b>Most First Downs, Penalty, Game</b>	
4	vs Arizona 1/3/15
3	at New Orleans 1/7/18
	vs Denver 2/7/16 (Super Bowl 50)
	vs Dallas 1/5/97
2	5x, most recently, vs Arizona 1/24/16

## PLAYS

<b>Most Plays, Postseason</b>	
242	2003 (4 games)
205	2015 (3 games)
185	2005 (3 games)
<b>Fewest Plays, Postseason</b>	
51	2008 (1 game)
54	2013 (1 game)
71	2017 (1 game)
<b>Most Plays, Game</b>	
75	vs Denver 2/7/16 (Super Bowl 50)
74	vs Arizona 1/3/15
71	at New Orleans 1/7/18
	at New York Giants 1/8/06
	at St. Louis 1/10/04

<b>Fewest Plays, Game</b>	
49	at Seattle 1/22/06
51	vs Arizona 1/10/09
53	vs New England 2/1/04 (Super Bowl XXXVIII)
	at Green Bay 1/12/97
<b>Most Plays, Drive</b>	
15	at New Orleans 1/7/18 (MFG)
	vs Seattle 1/17/16 (TD)
14	at Seattle 1/10/15 (TD)
	at New York Giants 1/8/06 (FG)
13	at Seattle 1/10/15 (FG)
	vs San Francisco 1/12/14 (Punt)
	vs San Francisco 1/12/14 (FG)
	at St. Louis 1/10/04 (FG)

## NET YARDS

<b>Most Net Yards, Postseason</b>	
1,508	2003 (4 games)
1,086	2015 (3 games)
981	2005 (3 games)
<b>Fewest Net Yards, Postseason</b>	
269	2008 (1 game)
325	2013 (1 game)
413	2013 (1 game)
<b>Most Net Yards, Game</b>	
485	at St. Louis 1/10/04
476	vs Arizona 1/24/16
434	at Chicago 1/15/06
<b>Fewest Net Yards, Game</b>	
212	at Seattle 1/22/06
227	vs Dallas 1/5/97
251	at Green Bay 1/12/97
<b>Most Net Yards, Drive</b>	
95	vs New England 2/1/04 (TD) (Super Bowl XXXVIII)
91	vs Seattle 1/17/16 (TD)
90	vs New England 2/1/04 (TD) (Super Bowl XXXVIII)
<b>Highest Average Gain, Postseason</b>	
6.23	2003 (242-1,508)
6.02	2013 (54-325)
5.82	2017 (71-413)
<b>Lowest Average Gain, Postseason</b>	
4.27	1996 (112-478)
5.27	2014 (142-748)
	2008 (51-269)
5.30	2015 (205-1,086)
	2005 (185-981)

## RUSHING

<b>RUSHING ATTEMPTS</b>	
<b>Most Rushing Attempts, Postseason</b>	
131	2003 (4 games)
105	2015 (3 games)
88	2005 (3 games)
<b>Fewest Rushing Attempts, Postseason</b>	
15	2008 (1 game)
24	2013 (1 game)
26	2017 (1 game)
<b>Most Rushing Attempts, Game</b>	
45	at New York Giants 1/8/06
41	vs Arizona 1/3/15
	at St. Louis 1/10/04
40	at Philadelphia 1/18/04
<b>Fewest Rushing Attempts, Game</b>	
12	at Seattle 1/22/06
14	at Green Bay 1/12/97
15	vs Arizona 1/10/09
<b>Most Rushing Attempts, Both Teams, Game</b>	
66	Carolina (40) at Philadelphia (26) 1/18/04
64	Carolina (41) at St. Louis (23) 1/10/04
63	Carolina (12) at Seattle (51) 1/22/06
<b>Fewest Rushing Attempts, Both Teams, Game</b>	
51	Carolina (16) vs New England (35) 2/1/04 (SB XXXVIII)
52	Carolina (34) vs Dallas (18) 1/3/04
53	Carolina (37) vs Arizona (16) 1/24/16
	Carolina (41) vs Seattle (12) 1/17/16

## RUSHING YARDS

<b>Most Rushing Yards, Postseason</b>	
570	2003 (4 games)
414	2015 (3 games)
382	2005 (3 games)
<b>Fewest Rushing Yards, Postseason</b>	
75	2008 (1 game)
93	2013 (1 game)
107	2017 (1 game)
<b>Most Rushing Yards, Game</b>	
223	at New York Giants 1/8/06
216	at St. Louis 1/10/04
218	vs Arizona 1/3/15
<b>Fewest Rushing Yards, Game</b>	
36	at Seattle 1/22/06
45	at Green Bay 1/12/97
75	vs Arizona 1/10/09



# RECORDS: PLAYOFF TEAM

### Most Rushing Yards, Both Teams, Game

292	Carolina [155] at Philadelphia [137] 1/18/04
280	Carolina [216] vs St. Louis [64] 1/10/04
264	Carolina [223] at New York Giants [41] 1/8/06

### Fewest Rushing Yards, Both Teams, Game

148	Carolina [107] at New Orleans [41] 1/7/18
179	Carolina [107] vs Dallas [72] 1/03/04
208	Carolina [118] vs Denver [90] 2/7/16 (Super Bowl 50)

## AVERAGE RUSHING GAIN

### Highest Average Gain, Rushing, Postseason

5.00	2008 [15-75]
4.51	2014 [71-320]
4.35	2003 [131-570]

### Lowest Average Gain, Rushing, Postseason

3.37	1996 [51-172]
3.88	2013 [24-93]
3.94	2015 [105-414]

### Highest Average Gain, Rushing, Game (min 15 att)

5.75	vs New England 2/1/04 [16-92] (Super Bowl XXXVIII)
5.27	at St. Louis 1/10/04 [41-216]

### Lowest Average Gain, Rushing, Game (min 15 att)

5.00	vs Arizona 1/10/09 [15-75]
3.15	vs Dallas 1/3/04 [34-107]
3.43	vs Dallas 1/5/97 [37-127]
3.51	vs Seattle 1/17/16 [41-144]

## RUSHING TOUCHDOWNS

### Most Rushing Touchdowns, Postseason

6	2015 [3 games]
4	2003 [4 games]
1	2014 [2 games]
	2008 [1 game]
	2005 [3 games]

### Fewest Rushing Touchdowns, Postseason

0	2017 [1 game]
	2013 [1 game]
	1996 [2 games]
1	2014 [2 games]
	2008 [1 game]
	2005 [3 games]

### Most Rushing Touchdowns, Game

3	vs Arizona 1/24/16
2	vs Seattle 1/17/16
1	vs Arizona 1/3/15
	vs Arizona 1/10/09
	at New York Giants 1/8/06
	vs New England 2/1/04 (Super Bowl XXXVIII)
	at Philadelphia 1/18/04
	at St. Louis 1/10/04
	vs Dallas 1/3/04

## PASSING

### PASSING ATTEMPTS

#### Most Pass Attempts, Postseason

103	2003 [4 games]
91	2015 [3 games]
90	2005 [3 games]

#### Fewest Pass Attempts, Postseason

25	2013 [1 game]
34	2008 [1 game]
41	2017 [1 game]

#### Most Pass Attempts, Game

41	at New Orleans 1/7/18
	vs Denver 2/7/16 (Super Bowl 50)
37	at Green Bay 1/12/197
36	at Seattle 1/10/15

#### Fewest Pass Attempts, Game

14	at Philadelphia 1/18/04
22	vs Seattle 1/17/16
	at New York Giants 1/8/06
	vs Dallas 1/5/97
25	vs San Francisco 1/12/14

#### Most Pass Attempts, Both Teams, Game

81	Carolina [33] vs New England [48] 2/1/04 (Super Bowl XXXVIII)
74	Carolina [41] at New Orleans [33] 1/7/18
	Carolina [33] at Chicago [41] 1/15/06
73	Carolina [27] at St. Louis [46] 1/10/04

#### Fewest Pass Attempts, Both Teams, Game

40	Carolina [22] at New York Giants [18] 1/8/06
50	Carolina [14] at Philadelphia [36] 1/18/04
55	Carolina [25] vs San Francisco [30] 1/12/14

## COMPLETIONS

### Most Completions, Postseason

59	2003 [4 games]
54	2005 [3 games]
53	2015 [3 games]

### Fewest Completions, Postseason

16	2013 [1 game]
17	2008 [1 game]
24	2017 [1 game]

### Most Completions, Game

24	at New Orleans 1/7/18
	at Chicago 1/15/06
23	at Seattle 1/10/15
19	vs Arizona 1/24/16
	at Green Bay 1/12/97

### Fewest Completions, Game

9	at Philadelphia 1/18/04
12	vs Dallas 1/5/97
15	at Seattle 1/22/06
	at New York Giants 1/8/06

### Most Completions, Both Teams, Game

48	Carolina [16] vs New England [32] 2/1/04 (Super Bowl XXXVIII)
47	Carolina [24] at New Orleans [23] 1/7/18
	Carolina [16] vs Seattle [31] 1/17/16
43	Carolina [16] at St. Louis [27] 1/10/04

### Fewest Completions, Both Teams, Game

25	Carolina [15] at New York Giants [10] 1/8/06
26	Carolina [9] at Philadelphia [17] 1/18/04
30	Carolina [12] vs Dallas [18] 1/5/97

## NET YARDS PASSING

### Most Net Yards, Passing, Postseason

938	2003 [4 games]
672	2015 [3 games]
599	2005 [3 games]

### Fewest Net Yards, Passing, Postseason

194	2008 [1 game]
232	2013 [1 game]
306	2017 [1 game]
	1996 [2 games]

### Most Net Yards, Passing, Game

324	vs Arizona 1/24/16
311	at Chicago 1/15/06
306	at New Orleans 1/7/18

### Fewest Net Yards, Passing, Game

100	vs Dallas 1/5/97
101	at Philadelphia 1/18/04
112	at New York Giants 1/8/06

### Most Net Yards, Passing, Both Teams, Game

763	Carolina [476] vs Arizona [287] 1/24/16
698	Carolina [295] vs Seattle [403] 1/17/16
675	Carolina [306] at New Orleans [369] 1/7/18

### Fewest Net Yards, Passing, Both Teams, Game

203	Carolina [112] at New York Giants [91] 1/8/06
248	Carolina [100] vs Dallas [148] 1/5/97
249	Carolina [198] vs Arizona [51] 1/3/15

## TIMES SACKED

### Most Times Sacked, Postseason

9	2015 [3 games]
8	2003 [4 games]
7	2005 [3 games]

### Fewest Times Sacked, Postseason

2	2008 [1 game]
	1996 [2 games]
3	2014 [2 games]
4	2017 [1 game]

### Most Times Sacked, Game

7	vs Denver 2/7/16 (Super Bowl 50)
5	vs San Francisco 1/12/14
4	at New Orleans 1/7/18
	at New York Giants 1/8/06
	vs New England 2/1/04 (Super Bowl XXXVIII)

## COMPLETION PERCENTAGE

### Highest Completion Percentage, Postseason

64.00	2013 [25-16] [1 game]
60.29	2014 [68-41] [2 games]
50.00	2017 [40-24] [1 game]
	2005 [90-54] [3 games]

### Lowest Completion Percentage, Postseason

50.00	2008 [34-17] [1 game]
52.54	1996 [59-31] [2 games]
57.28	2003 [103-59] [4 games]

## TOUCHDOWN PASSES

### Most Touchdown Passes, Postseason

6	2003 [4 games]
5	2005 [3 games]
4	2014 [2 games]

### Fewest Touchdown Passes, Postseason

1	2013 [1 game]
	2008 [1 game]
2	2017 [1 game]
3	2015 [3 games]
	1996 [2 games]

### Most Touchdown Passes, Game

3	at Chicago 1/15/06
	vs New England 2/1/04 (Super Bowl XXXVIII)
2	5x, most recently, at New Orleans 1/7/18
1	9x, most recently, vs Seattle 1/17/16

# RECORDS: PLAYOFF TEAM

## Most Touchdown Passes, Both Teams, Game

6	Carolina (3) vs New England (3) 2/1/04 (Super Bowl XXXVIII)
5	Carolina (2) at Seattle (3) 1/10/15
4	Carolina (2) at New Orleans (2) 1/7/18
	Carolina (1) vs Seattle (3) 1/17/16
	Carolina (3) at Chicago (1) 1/15/06

## PASSES HAD INTERCEPTED

### Most Passes Had Intercepted, Postseason

5	2008 (1 game)
4	2005 (3 games)
3	2014 (2 games)
	1996 (2 games)

### Fewest Passes Had Intercepted, Postseason

0	2017 (1 game)
1	2003 (4 games)
2	2015 (3 games)
	2013 (2 games)

### Most Passes Had Intercepted, Game

5	vs Arizona 1/10/09
3	at Seattle 1/22/06
2	at Seattle 1/10/15
	vs San Francisco 1/12/14
	at Green Bay 1/12/97

### Most Passes Had Intercepted, Both Teams, Game

6	Carolina (5) vs Arizona (1) 1/10/09
5	Carolina (1) vs Arizona (4) 1/24/16
4	Carolina (1) vs Dallas (3) 1/5/97
	Carolina (0) at Philadelphia (4) 1/18/04
	Carolina (1) at St. Louis (3) 1/10/04

## PUNTING

### Most Punts, Postseason

22	2003 (4 games)
16	2005 (3 games)
15	2015 (3 games)

### Fewest Punts, Season

2	2013 (1 game)
4	2008 (1 game)
6	1996 (2 games)

### Most Punts, Game

8	at Philadelphia 1/18/04
7	vs Denver 2/7/16 (Super Bowl 50)
	at Seattle 1/22/06
	vs New England 2/1/04 (Super Bowl XXXVIII)
5	4x, most recently, vs Seattle 1/17/16

### Fewest Punts, Game

1	vs Dallas 1/5/97
2	vs San Francisco 1/12/14
	at St. Louis 1/10/04
3	at New Orleans 1/7/18
	vs Arizona 1/24/16

## PUNTING YARDS

### Most Punting Yards, Postseason

931	2003
622	2015
600	2005

### Fewest Punting Yards, Postseason

84	2013
192	2008
219	1996

### Most Punting Yards, Game

315	vs Denver 2/7/16 (Super Bowl 50)
310	vs New England 2/1/04 (Super Bowl XXXVIII)
306	at Philadelphia 1/18/04

### Fewest Punting Yards, Game

39	vs Dallas 1/5/97
73	at St. Louis 1/10/04
84	vs San Francisco 1/12/14

## AVERAGE GROSS PUNTING YARDAGE

### Highest Punting Average, Postseason

48.33	2017 (3-145)
48.00	2008 (4-192)
42.32	2003 (22-931)

### Lowest Punting Average, Postseason

36.50	1996 (6-219)
37.50	2005 (16-600)
38.25	2014 (8-306)

## INSIDE THE 20

### Most Punts Inside the Opponents 20 Yard Line, Postseason

7	2005 (3 games)
6	2003 (4 games)
4	2014 (2 games)

### Fewest Punts Inside the Opponents 20 Yard Line, Postseason

0	2008 (1 game)
1	2017 (1 game)
	2013 (1 game)
2	1996 (2 games)

## Most Punts Inside the Opponents 20 Yard Line, Game

3	vs Arizona 1/3/15
	at Chicago 1/15/06
	at Philadelphia 1/18/04
2	vs Seattle 1/17/16
	at Seattle 1/22/06
	at New York Giants 1/8/06
	at St. Louis 1/10/04
1	5x, most recently, vs Denver 2/7/16 (Super Bowl 50)

## PUNT RETURNS

### Most Punt Returns, Postseason

6	2015 (3 games)
4	2003 (4 games)
3	2005 (3 games)
	1996 (2 games)

### Fewest Punt Returns, Postseason

1	2014 (2 games)
	2008 (1 game)
2	2017 (1 game)
	2013 (1 game)
3	2005 (3 games)
	1996 (2 games)

### Most Punt Returns, Game

3	vs Denver 2/7/16 (Super Bowl 50)
	vs Dallas 1/2/04
2	at New Orleans 1/7/18
	vs Arizona 1/24/16
	vs San Francisco 1/12/14
	at Chicago 1/15/06
	vs Dallas 1/5/97

### Fewest Punt Returns, Game

0	4x, most recently, at Seattle 1/10/15
1	5x, most recently, at Seattle 1/17/16

## FAIR CATCHES

### Most Fair Catches, Postseason

9	2014 (2 games)
5	2015 (3 games)
4	2003 (4 games)

### Fewest Fair Catches, Postseason

0	2013 (1 game)
	2005 (3 games)
1	1996 (2 games)

### Most Fair Catches, Game

5	vs Arizona 1/3/15
4	at Seattle 1/10/15
2	vs Denver 2/7/16 (Super Bowl 50)
	vs Arizona 1/24/16
	vs Arizona 1/10/09

## PUNT RETURN YARDS

### Most Punt Return Yards, Postseason

58	2005 (3 games)
40	2015 (3 games)
27	2013 (1 game)

### Fewest Punt Return Yards, Postseason

0	2014 (2 games)
9	2008 (1 game)
11	2017 (1 game)

### Most Punt Return Yards, Game

59	at Seattle 1/22/06
38	vs Arizona 1/24/16
27	vs San Francisco 1/12/14

### Fewest Punt Return Yards, Game

-1	at Chicago 1/15/06
0	6x, most recently, vs Seattle 1/17/16
2	vs New England 2/1/04 (Super Bowl XXXVIII)

## PUNT RETURN AVERAGE

### Highest Punt Return Average, Postseason

19.33	2005 (3-58)
13.50	2013 (2-27)
9.00	2008 (1-9)

### Lowest Punt Return Average, Postseason

0.00	2014 (1-0)
3.75	2003 (4-15)
5.50	2017 (2-11)

## TOUCHDOWNS RETURNING PUNTS

### Most Touchdowns, Punt Returns, Postseason

1	2005 (3 games)
---	----------------

### Most Touchdowns, Punt Returns, Game

1	at Seattle 1/22/06
---	--------------------

## KICKOFF RETURNS

### Most Kickoff Returns, Postseason

17	2003 (4 games)
12	2005 (3 games)
	1996 (2 games)
7	2008 (1 game)

# RECORDS: PLAYOFF TEAM

### Fewest Kickoff Returns, Postseason

0	2017 (1 game)
4	2014 (2 games)
	2013 (1 game)
7	2015 (3 games)
	2008 (1 game)

### Most Kickoff Returns, Game

7	vs Arizona 1/10/09
	at Seattle 1/22/06
	at Green Bay 1/12/97
6	vs New England 2/1/04 (Super Bowl XXXVIII)
	at St. Louis 1/10/04
5	vs Dallas 1/5/97

### Fewest Kickoff Returns, Game

0	at New Orleans 1/7/18
1	vs Arizona 1/24/16
	vs Arizona 1/3/15
	at New York Giants 1/8/06
2	vs Denver 2/7/16 (Super Bowl 50)
	at Philadelphia 1/18/04

## KICKOFF RETURN YARDS

### Most Kickoff Return Yards, Postseason

374	2003 (4 games)
260	2005 (3 games)
241	1996 (2 games)

### Fewest Kickoff Return Yards, Postseason

0	2017 (1 game)
78	2017 (1 game)
86	2014 (2 games)

### Most Kickoff Return Yards, Game

155	vs Arizona 1/10/09
	vs Dallas 1/5/97
143	at Seattle 1/22/06
142	at St. Louis 1/10/04

### Fewest Kickoff Return Yards, Game

0	at New Orleans 1/7/18
17	at New York Giants 1/8/06
19	vs Arizona 1/24/16
20	vs Arizona 1/3/15

## KICKOFF RETURN AVERAGE

### Highest Kickoff Return Average, Postseason

22.14	2008 (7–155)
22.00	2003 (17–374)
21.67	2005 (12–260)

### Lowest Kickoff Return Average, Postseason

0.00	2017 (0–0)
17.14	2015 (7–120)
19.50	2013 (4–78)

## FUMBLES

### Most Fumbles, Postseason

6	2015 (3 games)
	2014 (2 games)
5	2005 (3 games)
4	2003 (4 games)
	1996 (2 games)

### Fewest Fumbles, Postseason

0	2013 (1 game)
1	2017 (1 game)
	2008 (1 game)
4	2003 (4 games)
	1996 (2 games)

### Most Fumbles, Game

4	vs Denver 2/7/16 (Super Bowl 50)
3	at Seattle 1/10/15
	vs Arizona 1/3/15
	at Chicago 1/15/06
2	vs Seattle 1/17/16
	vs Dallas 1/5/97
	at Green Bay 1/12/97

### Fewest Fumbles, Game

0	vs Arizona 1/24/16
	vs San Francisco 1/12/14

## FUMBLES LOST

### Most Fumbles Lost, Postseason

3	2015 (3 games)
	2014 (2 games)
2	1996 (2 games)
1	2008 (1 game)
	2005 (3 games)
	2003 (4 games)

### Fewest Fumbles Lost, Postseason

0	2017 (1 game)
	2013 (1 game)
1	2008 (1 game)
	2005 (3 games)
	2003 (4 games)

### Most Fumbles Lost, Game

3	vs Denver 2/7/16 (Super Bowl 50)
2	vs Arizona 1/3/15
1	at Seattle 1/10/15
	vs Arizona 1/10/09
	at Seattle 1/22/06
	vs New England 2/1/04 (Super Bowl XXXVIII)
	at Green Bay 1/12/97
	vs Dallas 1/5/97

## FUMBLES RECOVERED

### Most Fumbles Recovered, Own and Opponents, Postseason

7	2015 (3 own, 4 opp)
6	2005 (4 own, 2 opp)
4	2003 (3 own, 1 opp)

### Fewest Fumbles Recovered, Own and Opponents, Postseason

0	2017 (0 own, 0 opp)
	2013 (0 own, 0 opp)
	2008 (0 own, 0 opp)
2	2014 (1 own, 1 opp)
3	1996 (2 own, 1 opp)

### Most Fumbles Recovered, Own and Opponents, Game

3	vs Arizona 1/24/16 (0 own, 3 opp)
	at Chicago 1/15/06 (3 own, 0 opp)
	at New York Giants 1/8/06 (1 own, 2 opp)
2	vs Seattle 1/17/16 (2 own, 0 opp)
	vs Arizona 1/31/15 (1 own, 1 opp)
	vs Dallas 1/3/04 (1 own, 1 opp)
	at Green Bay 1/12/97 (1 own, 1 opp)
1	at Philadelphia 1/18/04 (1 own)
	at St. Louis 1/10/04 (1 own)
	vs Dallas 1/5/97 (1 own)

### Most Own Fumbles Recovered, Postseason

4	2005 (3 games)
3	2015 (3 games)
	2003 (4 games)
2	1996 (2 games)

### Fewest Own Fumbles Recovered, Postseason

0	2017 (1 game)
	2013 (1 game)
	2008 (1 game)
1	2014 (2 games)
2	1996 (2 games)

### Most Opponents Fumbles Recovered, Postseason

4	2015 (3 games)
2	2005 (3 games)
1	2014 (2 games)
	2003 (4 games)
	1996 (2 games)

### Fewest Opponents Fumbles Recovered, Postseason

0	2017 (1 game)
	2013 (1 game)
	2008 (1 game)
1	2014 (2 games)
	2003 (4 games)
	1996 (2 games)

### Most Own Fumbles Recovered, Game

3	at Chicago 1/15/06
2	vs Seattle 1/17/16
	at Seattle 1/10/15
1	8x, last vs Denver 2/7/16 (Super Bowl 50)

### Most Opponents Fumbles Recovered, Game

3	vs Arizona 1/24/16
2	at New York Giants 1/8/06
1	vs Denver 2/7/16 (Super Bowl 50)
	vs Arizona 1/3/15
	vs Dallas 1/3/04
	at Green Bay 1/12/97

## TOUCHDOWNS

### Most Touchdowns, Fumbles Recovered, Own and Opponents, Postseason

1	2003 (1 own)
---	--------------

### Most Touchdowns, Fumbles Recovered, Own and Opponents, Game

1	at St. Louis 1/10/04 (1 own)
---	------------------------------

## TURNOVERS

### (NUMBER OF TIMES LOSING THE BALL ON INTERCEPTIONS AND FUMBLES)

### Most Turnovers, Postseason

6	2014 (3 ints, 3 fum)
	2008 (5 ints, 1 fum)
5	2015 (2 ints, 3 fum)
	2005 (4 ints, 1 fum)
	1996 (3 ints, 2 fum)
2	2013 (2 ints)
	2003 (1 int, 1 fum)

### Fewest Turnovers, Postseason

0	2017 (0 ints, 0 fum)
2	2013 (2 ints)
	2003 (1 int, 1 fum)

# RECORDS: PLAYOFF TEAM

<b>Most Turnovers, Game</b>	
6	vs Arizona 1/10/09 (5 ints, 1 fum)
4	vs Denver 2/7/16 (1 int, 3 fum) [Super Bowl 50]
	at Seattle 1/22/06 (3 ints, 1 fum)
3	at Seattle 1/10/15 (2 ints, 1 fum)
	vs Arizona 1/3/15 (1 int, 2 fum)
	at Green Bay 1/12/97 (2 ints, 1 fum)
<b>Most Turnovers, Both Teams, Game</b>	
8	Carolina (1) vs Arizona (7) 1/24/16
7	Carolina (5) vs Arizona (1) 1/10/09
6	Carolina (3) vs Arizona (3) 1/3/15
5	Carolina (4) vs Denver (1) 2/7/16 (Super Bowl 50)
	Carolina (0) at New York Giants (5) 1/08/06
	Carolina (3) at Green Bay (2) 1/12/97
	Carolina (2) vs Dallas (3) 1/05/97
<b>Fewest Turnovers, Both Teams, Game</b>	
0	Carolina (0) at New Orleans (0) 1/7/18
2	Carolina (0) vs Seattle (2) 1/17/16
	Carolina (2) vs San Francisco (0) 1/12/14
	Carolina (1) vs New England (1) 2/1/04 (Super Bowl XXXVIII)
	Carolina (1) at Chicago (1) 1/15/06
	Carolina (0) vs Dallas (2) 1/03/04

## PENALTIES

<b>Fewest Penalties, Postseason</b>	
2	2017 (1 game)
6	2009 (1 game)
8	2013 (1 game)
<b>Most Penalties, Postseason</b>	
30	2003 (4 games)
21	2005 (3 games)
20	2015 (3 games)
<b>Fewest Penalties, Game</b>	
0	vs Dallas 1/3/04
2	at New Orleans 1/7/18
3	vs Seattle 1/17/16
<b>Most Penalties, Game</b>	
13	at St. Louis 1/10/04
12	vs Denver 2/7/16 (Super Bowl 50)
	vs New England 2/1/04 (Super Bowl XXXVIII)
9	at Chicago 1/15/06
<b>Fewest Penalties, Both Teams, Game</b>	
2	Carolina (0) vs Dallas (2) 1/3/04
6	Carolina (3) vs Seattle (3) 1/17/16
9	Carolina (2) at New Orleans (7) 1/7/18
	Carolina (5) at Philadelphia (4) 1/18/04
	Carolina (7) at New York Giants (2) 1/8/06
	Carolina (4) at Green Bay (5) 1/12/97
<b>Most Penalties, Both Teams, Game</b>	
20	Carolina (12) vs New England (8) 2/1/04 (Super Bowl XXXVIII)
18	Carolina (12) vs Denver (6) 2/7/16 (Super Bowl 50)
	Carolina (13) at St. Louis (5) 1/10/04
15	Carolina (8) vs Arizona (7) 1/3/15

## YARDS PENALIZED

<b>Fewest Yards Penalized, Postseason</b>	
18	2017 (1 game)
40	2008 (1 game)
63	1996 (2 games)
<b>Most Yards Penalized, Postseason</b>	
200	2003 (4 games)
172	2015 (3 games)
159	2005 (3 games)
<b>Fewest Yards Penalized, Game</b>	
0	vs Dallas 1/3/04
18	at New Orleans 1/7/18
25	vs Seattle 1/17/16
	at Green Bay 1/12/97
<b>Most Yards Penalized, Game</b>	
102	vs Denver 2/7/16 (Super Bowl 50)
92	at St. Louis 1/10/04
80	vs Arizona 1/3/15
<b>Fewest Yards Penalized, Both Teams, Game</b>	
11	Carolina (0) vs Dallas (1) 1/3/04
45	Carolina (25) vs Seattle (20) 1/17/16
67	Carolina (52) at New York Giants (15) 1/8/06
<b>Most Yards Penalized, Both Teams, Game</b>	
153	Carolina (102) vs Denver (51) 2/7/16 (Super Bowl 50)
133	Carolina (73) vs New England (60) 2/1/04 (Super Bowl XXXVIII)
125	Carolina (92) at St. Louis (33) 1/10/04

## TIME OF POSSESSION

<b>Highest Average Time of Possession, Postseason</b>	
35:35	2014 (2 games)
35:01	2015 (3 games)
33:49	2017 (1 game)
<b>Lowest Average Time of Possession, Postseason</b>	
20:11	2008 (1 game)
25:40	1996 (2 games)
29:48	2003 (4 games)
<b>Highest Time of Possession, Game</b>	
42:45	at New York Giants 1/8/06
41:06	at St. Louis 1/10/04 (2 OT)
37:06	vs Arizona 1/3/15
<b>Lowest Time of Possession, Game</b>	
18:09	at Seattle 1/22/06
20:11	vs Arizona 1/10/09
21:02	vs New England 2/1/04 (Super Bowl XXXVIII)
<b>Highest Time of Possession, Drive</b>	
8:59	vs San Francisco 1/12/14 (13-73-FG)
8:55	at New York Giants 1/8/06 (14-55-FG)
8:44	vs Seattle 1/17/16 (15-91-TD)
<b>Highest Time of Possession, Scoring Drive</b>	
8:59	vs San Francisco 1/12/14 (13-73-FG)
8:55	at New York Giants 1/8/06 (14-55-FG)
8:44	vs Seattle 1/17/16 (15-91-TD)
<b>Lowest Time of Possession, Scoring Touchdown</b>	
0:06	at New York Giants 1/8/06 (1-12)
0:07	vs San Francisco 01/12/14 (1-31)
0:14	vs Arizona 1/3/15 (1-39)

# RECORDS: PLAYOFF DEFENSE

## SCORING

<b>Fewest Points Allowed, Postseason</b>	
23	2013 (1 game)
31	2017 (1 game)
33	2008 (1 game)
<b>Most Points Allowed, Postseason</b>	
68	2003 (4 games)
63	2015 (3 games)
55	2005 (3 games)
<b>Fewest Points Allowed, Game</b>	
0	at New York Giants 1/8/06
3	at Philadelphia 1/18/04
10	vs Dallas 1/3/04
<b>Most Points Allowed, Game</b>	
34	at Seattle 1/22/06
33	vs Arizona 1/10/09
32	vs New England 2/1/04 (Super Bowl XXXVIII)
<b>Fewest Touchdowns Allowed, Postseason</b>	
2	2013 (1 game)
3	2008 (1 game)
<b>Most Touchdowns Allowed, Postseason</b>	
7	2015 (3 games)
	2005 (3 games)
6	2014 (2 games)
	2003 (4 games)
4	2017 (1 game)
	1996 (2 games)
<b>Fewest Touchdowns Allowed, Game</b>	
0	at New York Giants 1/8/06
	at Philadelphia 1/18/04
1	at St. Louis 1/10/04
	vs Dallas 1/3/04
	vs Dallas 1/5/97
2	4x, most recently, vs Denver 2/7/16 (Super Bowl 50)
<b>Most Touchdowns Allowed, Game</b>	
4	at New Orleans 1/7/18
	at Seattle 1/10/15
	at Seattle 1/22/06
	vs New England 2/1/04 (Super Bowl XXXVIII)
3	4x, most recently, vs Seattle 1/17/16
2	4x, most recently, vs Denver 2/7/16 (Super Bowl 50)

## FIRST DOWNS

<b>Fewest First Downs Allowed, Postseason</b>	
21	2017 (1 game)
	2008 (1 game)
	2013 (1 game)
24	2014 (2 games)
43	1996 (2 games)
<b>Most First Downs Allowed, Postseason</b>	
80	2003 (4 games)
59	2005 (3 games)
55	2015 (3 games)
<b>Fewest First Downs Allowed, Game</b>	
8	vs Arizona 1/3/15
9	at New York Giants 1/8/06
10	vs Dallas 1/3/04
<b>Most First Downs Allowed, Game</b>	
29	vs New England 2/1/04 (Super Bowl XXXVIII)
27	at Seattle 1/22/06
23	vs Seattle 1/17/16
	at Chicago 1/15/06
	at St. Louis 1/10/04
<b>Fewest First Downs Allowed, Rushing, Postseason</b>	
3	2017 (1 game)
5	2013 (1 game)
7	2014 (2 games)
<b>Most First Downs Allowed, Rushing, Postseason</b>	
22	2003 (4 games)
20	2005 (3 games)
15	1996 (2 games)
<b>Fewest First Downs Allowed, Rushing, Game</b>	
1	at New York Giants 1/8/06
2	vs Arizona 1/3/15
3	at New Orleans 1/7/18
	vs Dallas 1/3/04
<b>Most First Downs Allowed, Rushing, Game</b>	
13	at Seattle 1/22/06
10	at Green Bay 1/12/97
8	vs Arizona 1/10/09
	at Philadelphia 1/18/04
<b>Fewest First Downs Allowed, Passing, Postseason</b>	
10	2008 (1 game)
11	2013 (1 game)
15	2014 (2 games)
<b>Most First Downs Allowed, Passing, Postseason</b>	
50	2003 (4 games)
37	2015 (3 games)
28	2005 (3 games)

<b>Fewest First Downs Allowed, Passing, Game</b>	
5	vs Denver 2/7/16 (Super Bowl 50)
	vs Arizona 1/3/15
6	at New York Giants 1/8/06
7	at Philadelphia 1/18/04
	vs Dallas 1/3/04
<b>Most First Downs Allowed, Passing, Game</b>	
19	vs New England 2/1/04 (Super Bowl XXXVIII)
18	vs Seattle 1/17/16
17	at New Orleans 1/7/18
	at St. Louis 1/10/04
<b>Fewest First Downs Allowed, Penalty, Postseason</b>	
1	2017 (1 game)
2	2014 (2 games)
3	2008 (1 game)
<b>Most First Downs Allowed, Penalty, Postseason</b>	
11	2005 (3 games)
8	2003 (4 games)
5	2013 (1 game)
<b>Most First Downs Allowed, Penalty, Game</b>	
6	at Chicago 1/15/06
5	vs San Francisco 1/12/14
4	vs Dallas 1/5/97

## OFFENSIVE PLAYS

<b>Fewest Plays Allowed, Postseason</b>	
56	2017 (1 game)
65	2013 (1 game)
76	2008 (1 game)
<b>Most Plays Allowed, Postseason</b>	
278	2003 (4 games)
185	2005 (3 games)
181	2015 (3 games)
<b>Fewest Plays Allowed, Game</b>	
35	at New York Giants 1/8/06
47	vs Arizona 1/3/15
52	at Seattle 1/10/15
<b>Most Plays Allowed, Game</b>	
83	at New England 2/1/04 (Super Bowl XXXVIII)
81	at Seattle 1/22/06
76	vs Arizona 1/10/09
<b>Fewest Rushing Plays Allowed, Postseason</b>	
22	2017 (1 game)
34	2013 (1 game)
43	2014 (2 games)
	2008 (1 game)
<b>Most Rushing Plays Allowed, Postseason</b>	
102	2003 (4 games)
91	2005 (3 games)
69	1996 (2 games)
<b>Fewest Rushing Plays Allowed, Game</b>	
12	vs Seattle 1/17/16
13	at New York Giants 1/8/06
15	vs Arizona 1/3/15
<b>Most Rushing Plays Allowed, Game</b>	
51	at Seattle 1/22/06
45	at Green Bay 1/12/97
43	vs Arizona 1/10/09
<b>Fewest Passing Attempts Allowed, Postseason</b>	
30	2013 (1 game)
32	2008 (1 game)
33	2017 (1 game)
<b>Most Passing Attempts Allowed, Postseason</b>	
166	2003 (4 games)
112	2015 (3 games)
87	2005 (3 games)
<b>Fewest Passing Attempts Allowed, Game</b>	
18	at New York Giants 1/8/06
22	at Seattle 1/10/15
23	vs Denver 2/7/16 (Super Bowl 50)
<b>Most Passing Attempts Allowed, Game</b>	
48	vs Seattle 1/17/16
	at New England 2/1/04 (Super Bowl XXXVIII)
46	at St. Louis 1/10/04 (OT)
41	vs Arizona 1/24/16
	at Chicago 1/15/06
<b>Most Plays Allowed, Drive</b>	
15	at St. Louis 1/10/04 (TD)
	at Green Bay 1/12/97 (TD)
14	3x, most recently, at New England 2/1/04 (MFG) (Super Bowl XXXVIII)
13	3x, most recently, vs San Francisco 1/12/14 (FG)

## NET YARDS ALLOWED

<b>Fewest Net Yards Allowed, Postseason</b>	
315	2013 (1 game)
360	2008 (1 game)
410	2017 (1 game)
<b>Most Net Yards Allowed, Postseason</b>	
1,354	2003 (4 games)
884	2015 (3 games)
807	2005 (3 games)

# RECORDS: PLAYOFF DEFENSE

<b>Fewest Net Yards Allowed, Game</b>	
78	vs Arizona 1/3/15
132	at New York Giants 1/8/06
194	vs Denver 2/7/16 (Super Bowl 50)
<b>Most Net Yards Allowed, Game</b>	
481	at New England 2/1/04 (Super Bowl XXXVIII)
479	at Green Bay 1/12/97
410	at New Orleans 1/7/18
<b>Most Net Yards Allowed, Drive</b>	
81	at Philadelphia 1/18/04 (NT)
	at St. Louis 1/10/04 (FG)
80	at New Orleans 1/7/18 (TD)
	vs Arizona 1/24/16 (TD)
	vs San Francisco 1/12/14 (TD)
78	at New England 2/1/04 (TD) (Super Bowl XXXVIII)
	at Dallas 1/5/97 (FG)

## RUSHING

<b>Fewest Rushing Yards Allowed, Postseason</b>	
41	2017 (1 game)
126	2013 (1 game)
127	2014 (2 games)
<b>Most Rushing Yards Allowed, Postseason</b>	
400	2003 (4 games)
328	2005 (4 games)
297	1996 (2 games)
<b>Fewest Rushing Yards Allowed, Game</b>	
27	vs Arizona 1/3/15
41	at New Orleans 1/7/18
	at New York Giants 1/8/06
60	vs Arizona 1/24/16
<b>Most Rushing Yards Allowed, Game</b>	
201	at Green Bay 1/12/97
190	at Seattle 1/22/06
145	vs Arizona 1/10/09
<b>Lowest Average Rushing Gain Allowed, Postseason</b>	
1.86	2017 (22-41, 1 game)
2.95	2014 (43-127, 2 games)
3.37	2008 (43-145, 1 game)
<b>Highest Average Rushing Gain Allowed, Postseason</b>	
4.30	1996 (69-297, 2 games)
4.07	2015 (91-328, 3 games)
3.92	2003 (102-400, 4 games)
<b>Lowest Average Rushing Gain Allowed, Game (min 15 att)</b>	
1.80	vs Arizona 1/3/15 (15-27)
1.86	at New Orleans 1/7/18 (22-41)
2.78	at St. Louis 1/10/04 (23-64) (OT)
<b>Highest Average Rushing Gain Allowed, Game (min 15 att)</b>	
6.50	vs Seattle 1/17/16 (12-78)
5.27	at Philadelphia 1/18/04 (26-137)
4.47	at Green Bay 1/12/97 (45-201)
<b>Fewest Rushing Touchdowns Allowed, Postseason</b>	
1	2014 (2 games)
	2013 (1 game)
	2008 (1 game)
	1996 (2 games)
2	2017 (1 game)
	2015 (3 games)
3	2003 (4 games)
<b>Most Rushing Touchdowns Allowed, Postseason</b>	
4	2005 (3 games)
3	2003 (4 games)
2	2015 (3 games)
<b>Most Rushing Touchdowns Allowed, Game</b>	
2	at New Orleans 1/7/18
	at Seattle 1/22/06
	at Chicago 1/15/06
1	9x, most recently, vs Denver 2/7/16 (Super Bowl 50)
0	5x, most recently, vs Seattle 1/17/16

## PASSING

<b>Fewest Net Passing Yards Allowed, Postseason</b>	
189	2013 (1 game)
215	2008 (1 game)
299	2014 (2 games)
<b>Most Net Passing Yards Allowed, Postseason</b>	
954	2003 (4 games)
656	2015 (3 games)
479	2005 (3 games)
<b>Fewest Net Passing Yards Allowed, Game</b>	
51	vs Arizona 1/3/15
91	at New York Giants 1/8/06
104	vs Denver 2/7/16 (Super Bowl 50)
<b>Most Net Passing Yards Allowed, Game</b>	
369	at New Orleans 1/7/18
354	at New England 2/1/04 (Super Bowl XXXVIII)
325	vs Seattle 1/17/16
<b>Fewest Touchdown Passes Allowed, Postseason</b>	
1	2013 (1 game)
2	2017 (1 game)
	2008 (1 game)

<b>Most Touchdown Passes Allowed, Postseason</b>	
4	2015 (3 games)
	2014 (2 games)
3	2005 (3 games)
	2003 (4 games)
	1996 (2 games)
<b>Most Touchdown Passes Allowed, Game</b>	
3	vs Seattle 1/17/16
	at Seattle 1/10/15
	at New England 2/1/04 (Super Bowl XXXVIII)
2	at New Orleans 1/7/18
	vs Arizona 1/10/09
	at Seattle 1/22/06
	at Green Bay 1/12/97
1	5 times, most recently, vs Arizona 1/24/16

## SACKS

<b>Most Sacks, Postseason</b>	
13	2015 (3 games)
10	2003 (4 games)
7	2005 (3 games)
<b>Fewest Sacks, Postseason</b>	
1	2017 (1 game)
	2013 (1 game)
	2008 (1 game)
2	1996 (2 games)
6	2014 (2 games)
<b>Most Sacks, Game</b>	
5	vs Denver 2/7/16 (Super Bowl 50)
	vs Seattle 1/17/16
	at Philadelphia 1/18/04
4	vs Arizona 1/3/15
	at New York Giants 1/8/06
3	vs Arizona 1/24/16
	at Dallas 1/3/04
<b>Most Opponent Yards Lost Attempting to Pass, Postseason</b>	
86	2015 (3 games)
74	2003 (4 games)
51	2014 (2 games)
<b>Fewest Opponent Yards Lost Attempting to Pass, Postseason</b>	
5	2008 (1 game)
6	2013 (1 game)
7	2017 (1 game)
<b>Most Opponent Yards Lost Attempting to Pass, Game</b>	
41	vs Seattle 1/17/16
37	vs Denver 2/7/16 (Super Bowl 50)
36	at Philadelphia 1/18/04

## INTERCEPTIONS

<b>Most Passes Intercepted, Postseason</b>	
9	2003 (4 games)
7	2015 (3 games)
4	2005 (3 games)
	1996 (2 games)
<b>Fewest Passes Intercepted, Postseason</b>	
0	2017 (1 game)
	2013 (1 game)
1	2008 (1 game)
2	2014 (2 games)
<b>Most Passes Intercepted, Game</b>	
4	vs Arizona 1/24/16
	at Philadelphia 1/18/04
3	at New York Giants 1/8/06
	at St. Louis 1/10/04 (OT)
	at Dallas 1/5/97
2	vs Seattle 1/17/16
	vs Arizona 1/3/15
<b>Most Consecutive Games With an Interception</b>	
4	2003 (4 games)
3	2015 (3 games)
2	2005 (3 games)
	1996 (2 games)
<b>Most Interception Return Yards, Postseason</b>	
132	1996 (2 games)
74	2003 (4 games)
60	2015 (3 games)
<b>Fewest Interception Return Yards, Postseason</b>	
0	2017 (1 game)
	2013 (1 game)
4	2008 (1 game)
6	2005 (3 games)
<b>Most Interception Return Yards, Game</b>	
122	at Dallas 1/5/97
34	at Dallas 1/3/04
27	vs Arizona 1/24/16
<b>Most Interceptions Returned for Touchdowns, Postseason</b>	
2	2015 (3 games)
<b>Most Interceptions Returned for Touchdowns, Game</b>	
1	vs Arizona 1/24/16
	vs Seattle 1/17/16

# RECORDS: PLAYOFF DEFENSE

## Most Interceptions Returned for Touchdowns, Both Teams, Game

1	Carolina (1) vs Arizona (0) 1/24/16
	Carolina (1) vs Seattle (0) 1/17/16
	Carolina (0) at Seattle (1) 1/10/15

## PUNTING

### Fewest Opponent Punts, Postseason

2	2013 (1 game)
4	2017 (1 game)
	2008 (1 game)
5	1996 (2 games)

### Most Opponent Punts, Postseason

17	2003 (4 games)
16	2005 (3 games)
15	2015 (3 games)

### Fewest Opponent Punts, Game

1	at St. Louis 1/10/05 (OT)
2	vs San Francisco 1/12/14
	at Green Bay 1/12/97
3	vs Seattle 1/17/16
	at Dallas 1/5/97

### Most Opponent Punts, Game

9	vs Arizona 1/3/15
8	vs Denver 2/7/16 (Super Bowl 50)
7	at Chicago 1/15/06
	at Dallas 1/3/04

### Highest Opponent Punting Average, Postseason

47.50	2013 (1 game, 2-95)
45.75	2017 (1 game, 4-183)
45.00	1996 (2 games, 5-225)

### Lowest Opponent Punting Average, Postseason

35.92	2014 (2 games, 13-467)
36.35	2003 (4 games, 17-618)
37.19	2005 (3 games, 16-595)

### Highest Opponent Punting Average, Game (min 3 punts)

51.00	at Dallas 1/5/97 (3-153)
48.75	vs Arizona 1/24/16 (4-195)
45.75	at New Orleans 1/7/18 (4-183)

### Lowest Opponent Punting Average, Game (min 3 punts)

34.60	at New England 2/1/04 (5-173) [Super Bowl XXXVIII]
34.78	vs Arizona 1/3/15 (9-313)
35.14	at Chicago 1/15/06 (7-246)

### Most Opponent Punts Blocked, Postseason

	Has never happened
--	--------------------

### Most Opponent Punts Blocked, Game

	Has never happened
--	--------------------

### Most Consecutive Opponent Punts Without a Block

76	1996-Current (16 games)
----	-------------------------

### Most Opponent Punts Inside 20 Yard Line, Postseason

5	2015 (3 games)
4	2014 (2 games)
	2005 (3 games)
2	2003 (3 games)
	2008 (1 game)

### Fewest Opponent Punts Inside 20 Yard Line, Postseason

0	2013 (1 game)
1	2017 (1 game)
	1996 (2 games)
2	2008 (1 game)

### Most Opponent Punts Inside 20 Yard Line, Game

3	at Seattle 1/10/15
2	6x, most recently, vs Denver 2/7/16 (Super Bowl 50)

## PUNT RETURNS

### Fewest Opponent Punt Returns, Postseason

0	2013 (1 game)
1	2014 (2 games)
	1996 (2 games)
2	2017 (1 game)

### Most Opponent Punt Returns, Postseason

11	2003 (4 games)
6	2005 (3 games)
4	2015 (3 games)

### Fewest Punt Return Yards Allowed, Postseason

0	2013 (1 game)
3	1996 (2 games)
9	2014 (2 games)

### Most Punt Return Yards Allowed, Postseason

78	2003 (4 games)
71	2015 (3 games)
17	2017 (1 game)

### Fewest Punt Return Yards Allowed, Game

0	4 times, most recently, vs Arizona 1/3/15
1	at Chicago 1/15/06
2	vs Arizona 1/24/16

### Most Punt Return Yards Allowed, Game

61	vs Denver 2/7/16 (Super Bowl 50)
42	at New England 2/1/04 (Super Bowl XXXVIII)
22	at Dallas 1/3/04

### Lowest Opponent Punt Return Average, Postseason

0.00	2013 (1 game, 0-0)
2.17	2005 (3 games, 6-13)
3.00	1996 (2 games, 1-3)

### Highest Opponent Punt Return Average, Postseason

17.75	2015 (3 games, 4-71)
9.00	2014 (2 games, 1-9)
8.50	2017 (1 game, 2-17)

### Longest Punt Return Allowed, Game

61	vs Denver 2/7/16 (Super Bowl 50)
28	at New England 2/1/04 (Super Bowl XXXVIII)
11	at New Orleans 1/7/18
	vs Arizona 1/10/09
	at Philadelphia 1/18/04

### Most Punt Returns for Touchdowns Allowed, Postseason

	Has never happened
--	--------------------

### Most Punt Returns for Touchdowns Allowed, Game

	Has never happened
--	--------------------

## KICKOFF RETURNS

### Fewest Opponent Kickoff Returns, Postseason

0	2017 (1 game)
	2013 (1 game)
1	2008 (1 game)
3	2014 (2 games)

### Most Opponent Kickoff Returns, Postseason

20	2003 (4 games)
14	2005 (3 games)
10	1996 (2 games)

### Fewest Opponent Kickoff Returns, Game

0	at New Orleans 1/7/18
	vs San Francisco 1/12/14
1	at Seattle 1/10/15
	vs Arizona 1/10/09
2	vs Denver 2/7/16 (Super Bowl 50)
	vs Arizona 1/24/16
	vs Arizona 1/3/15
	at Seattle 1/22/06

### Most Opponent Kickoff Returns, Game

8	at Dallas 1/3/04
6	at Chicago 1/15/06
	at New York Giants 1/8/06
	at Dallas 1/5/97
5	at St. Louis 1/10/04 (OT)

### Fewest Kickoff Return Yards Allowed, Postseason

0	2017 (1 game)
	2013 (1 game)
23	2008 (1 game)
85	2014 (2 games)

### Most Kickoff Return Yards Allowed, Postseason

443	2003 (4 games)
305	2005 (3 games)
205	1996 (2 games)

### Fewest Kickoff Return Yards Allowed, Game

0	at New Orleans 1/7/18
	vs San Francisco 1/12/14
23	vs Arizona 1/10/09
26	at Seattle 1/10/15

### Most Kickoff Return Yards Allowed, Game

179	at Dallas 1/3/04
132	at Chicago 1/15/06
124	at St. Louis 1/10/04 (OT)

### Lowest Kickoff Return Average Allowed, Postseason

0.00	2017 (1 game, 0-0)
	2013 (1 game, 0-0)
20.50	1996 (2 games, 10-205)
21.79	2005 (3 games, 14-305)

### Highest Kickoff Return Average Allowed, Postseason

28.33	2014 (2 games, 3-85)
25.57	2015 (3 games, 7-179)
23.00	2008 (1 game, 1-23)

### Longest Kickoff Return Allowed, Game

50	vs Seattle 1/17/16
49	at Green Bay 1/12/97
48	vs Arizona 1/3/15

### Most Kickoff Returns for Touchdowns Allowed, Postseason

	Has never happened
--	--------------------

### Most Kickoff Returns for Touchdowns Allowed, Game

	Has never happened
--	--------------------

## FUMBLES

### Fewest Opponent Fumbles, Postseason

0	2008 (1 game)
1	2017 (1 game)
	2013 (1 game)
2	2005 (3 games)

### Most Opponent Fumbles, Postseason

6	2015 (3 games)
5	2014 (2 games)
3	2003 (4 games)
	1996 (2 games)

# RECORDS: PLAYOFF DEFENSE

Most Opponent Fumbles, Game	
3	vs Denver 2/7/16 (Super Bowl 50)
	vs Arizona 1/24/16
	vs Arizona 1/3/15
2	at Seattle 1/10/15
	at New York Giants 1/8/06
	at Green Bay 1/12/97

## TURNOVERS

Opponent Turnovers, Postseason	
0	2017 (1 game) (0 ints, 0 fum)
	2013 (1 game) (0 ints, 0 fum)
1	2008 (1 game) (1 int, 0 fum)
3	2014 (2 games) (2 ints, 1 fum)
Most Opponent Turnovers, Postseason	
11	2015 (3 games) (7 ints, 4 fum)
10	2003 (4 games) (9 ints, 1 fum)
6	2005 (3 games) (4 ints, 2 fum)
Most Opponent Turnovers, Game	
7	vs Arizona 1/24/16 (4 ints, 3 fum)
5	at New York Giants 1/8/06 (3 ints, 2 fum)
4	at Philadelphia 1/18/04 (4 ints, 0 fum)

Most Consecutive Games, Opponent Turnovers	
4	2003 (4 games)
3	2015 (3 games)
2	2005 (3 games)
	1996 (2 games)

## TIME OF POSSESSION

Lowest Average Time of Possession Allowed, Postseason	
24:26	2014 (2 games)
24:59	2015 (3 games)
26:11	2017 (1 game)
Highest Average Time of Possession Allowed, Postseason	
39:49	2008 (1 game)
34:20	1996 (2 games)
30:12	2003 (4 games)
Lowest Time of Possession Allowed, Game	
17:15	at New York Giants 1/8/06
22:54	vs Arizona 1/3/15
23:21	vs Arizona 1/24/16
Highest Time of Possession Allowed, Game	
41:51	at Seattle 1/22/06
39:49	vs Arizona 1/10/09
38:58	at New England 2/1/04 (Super Bowl XXXVIII)
Highest Time of Possession Allowed, Drive	
8:30	at Dallas 1/5/97 (14-73-TD)
7:58	vs San Francisco 1/12/14 (13-73-FG)
7:52	at Green Bay 1/12/97 (15-86-TD)



# RECORDS: PLAYOFF OPPONENT

## SCORING

### POINTS

#### Most Points, Game

15	Neil Rackers, Arizona 1/10/09 (4 FG, 3 PAT)
	Jeff Wilkins, at St. Louis 1/10/04 (5 FG)
12	Jermaine Kearse, vs Seattle 1/17/16 (2 TD, 2-P)
	Shaun Alexander, at Seattle 1/22/06 (2 TD, 2-R)
	Chris Jacke, at Green Bay 1/12/97 (3 FG, 3 PAT)
11	Phil Dawson, San Francisco 1/12/14 (3 FG, 2 PAT)

### TOUCHDOWNS

#### Most Touchdowns, Game

2	Shaun Alexander, at Seattle 1/22/06 (2 TD, 2-R)
	Jermaine Kearse, vs Seattle 1/17/16 (2 TD, 2-P)
1	35x, most recently, at New Orleans 1/7/18

### POINTS AFTER TOUCHDOWN

#### Most PATs Attempted, Game

4	Wil Lutz, at New Orleans 1/7/18
	Steven Hauschka, at Seattle 1/10/15
	Josh Brown, at Seattle 1/22/06
3	5x, most recently, Steven Hauschka, Seattle 1/17/16

#### Most PATs, Game

4	Wil Lutz, at New Orleans 1/7/18
	Steven Hauschka, at Seattle 1/10/15
	Josh Brown, at Seattle 1/22/06
3	5x, most recently, Steven Hauschka, Seattle 1/17/16

#### Most PATs, No Misses, Game

4	Wil Lutz, at New Orleans 1/7/18
	Steven Hauschka, at Seattle 1/10/15
	Josh Brown, at Seattle 1/22/06
3	5x, most recently, Steven Hauschka, Seattle 1/17/16

### TWO-POINT CONVERSIONS

#### Most Two-Point Conversions, Game

1	Bernie Fowler, Denver 2/7/16 (Super Bowl 50)
	J.J. Nelson, Arizona 1/24/16
	Kevin Faulk, New England 2/1/04 (Super Bowl XXXVIII)
	Dane Looker, at St. Louis 1/10/04

### FIELD GOALS

#### Most Field Goals Attempted, Game

6	Jeff Wilkins, at St. Louis 1/10/04
5	Neil Rackers, Arizona 1/10/09
4	Chris Jacke, at Green Bay 1/12/97

#### Most Field Goals, Game

5	Jeff Wilkins, at St. Louis 1/10/04
4	Neil Rackers, Arizona 1/10/09
3	4x, most recently, Brandon McManus, Denver 2/7/16 (Super Bowl 50)

#### Most Field Goals, One Quarter

2	Phil Dawson, San Francisco 1/21/14 (1st)
	Neil Rackers, Arizona 1/10/09 (2nd)
	Jeff Wilkins, at St. Louis 1/10/04 (2nd)

#### Longest Field Goal Attempted

57	Wil Lutz, at New Orleans 1/7/18 (G)
55	Steven Hauschka, Seattle 1/17/16 (SH)
53	Neil Rackers, Arizona 1/10/09 (SH)
	Jeff Wilkins, at St. Louis 1/10/04 (SH)

#### Longest Field Goal

57	Wil Lutz, at New Orleans 1/7/18 (G)
51	Jeff Wilkins, at St. Louis 1/10/04
49	Phil Dawson, San Francisco 1/12/14
	Neil Rackers, Arizona 1/10/09

#### Most Field Goals, No Misses, Game

3	Brandon McManus, Denver 2/7/16 (Super Bowl 50)
	Phil Dawson, San Francisco 1/12/14
	Chris Boniol, Dallas 1/5/97

#### Most Field Goals, 50 or More Yards, Game

1	Wil Lutz, at New Orleans 1/7/18 (57)
1	Jeff Wilkins, at St. Louis 1/10/04 (51)

## RUSHING

### RUSHING ATTEMPTS

#### Most Rushing Attempts, Game

34	Shaun Alexander, at Seattle 1/22/06
26	Antwain Smith, New England 2/1/04 (Super Bowl XXXVIII)
25	Edgar Bennett, at Green Bay 1/12/97

### RUSHING YARDS

#### Most Rushing Yards, Game

132	Shaun Alexander, at Seattle 1/22/06
99	Edgar Bennett, at Green Bay 1/12/97
90	C.J. Anderson, Denver 2/7/16 (Super Bowl 50)

#### Longest Run From Scrimmage

39	Frank Gore, San Francisco 1/12/14
35	Dorsey Levens, at Green Bay 1/12/97
34	C.J. Anderson, Denver 2/7/16 (Super Bowl 50)

### AVERAGE RUSHING GAIN

#### Highest Average Rushing Gain, Game (min 10 att)

8.80	Dorsey Levens, at Green Bay 1/12/97 (10-88)
6.08	Duce Staley, at Philadelphia 1/18/04 (13-79)
4.94	Frank Gore, San Francisco 1/12/14 (17-84)

### RUSHING TOUCHDOWNS

#### Most Rushing Touchdowns, Game

2	Shaun Alexander, at Seattle 1/22/06
1	13x, most recently, Alvin Kamara, at New Orleans 1/7/18

## PASSING

### PASS ATTEMPTS

#### Most Pass Attempts, Game

48	Russell Wilson, Seattle 1/17/16
	Tom Brady, New England 2/1/04 (Super Bowl XXXVIII)
46	Marc Bulger, at St. Louis 1/10/04
41	Rex Grossman, at Chicago 1/15/06

### COMPLETIONS

#### Most Completions, Game

32	Tom Brady, New England 2/1/04 (Super Bowl XXXVIII)
31	Russell Wilson, Seattle 1/17/16
27	Marc Bulger, at St. Louis 1/10/04

### COMPLETION PERCENTAGE

#### Highest Completion Percentage, Game (min 20 att)

71.43	Matt Hasselbeck, at Seattle 1/22/06 (28-20)
69.69	Drew Brees, at New Orleans 1/7/18 (33-23)
68.18	Russell Wilson, at Seattle 1/10/15 (22-15)

### PASSING YARDS

#### Most Passing Yards, Game

376	Drew Brees, at New Orleans 1/7/18
366	Russell Wilson, Seattle 1/17/16
354	Tom Brady, New England 2/1/04 (Super Bowl XXXVIII)

#### Longest Pass Completion

80	Drew Brees (to Ted Ginn) at New Orleans 1/7/18 (TD)
66	Brett Favre (to Dorsey Levens), at Green Bay 1/12/97
63	Russell Wilson (to Jermaine Kearse), at Seattle 1/10/15 (TD)

### AVERAGE PASSING GAIN

#### Highest Average Passing Gain, Game (min 20 att)

12.18	Russell Wilson, at Seattle 1/10/15 (22-268)
11.39	Drew Brees, at New Orleans 1/7/18 (33-376)
10.07	Brett Favre, at Green Bay 1/12/97 (29-292)

### TOUCHDOWN PASSES

#### Most Touchdown Passes, Game

3	Russell Wilson, Seattle 1/17/16
	Russell Wilson, at Seattle 1/10/15
	Tom Brady, New England 2/1/04 (Super Bowl XXXVIII)
2	Drew Brees, at New Orleans 1/7/18
	Kurt Warner, Arizona 1/10/09
	Matt Hasselbeck, at Seattle 1/22/06 (28-20)
	Brett Favre, at Green Bay 1/12/97
1	5x, most recently, Carson Palmer, Arizona 1/24/16

### PASSES HAD INTERCEPTED

#### Most Passes Had Intercepted, Game

4	Carson Palmer, Arizona 1/24/16
3	Eli Manning, at New York Giants 1/8/06
	Donovan McNabb, at Philadelphia 1/18/04
	Marc Bulger, at St. Louis 1/10/04
	Troy Aikman, Dallas 1/5/97
2	Russell Wilson, Seattle 1/17/16
	Ryan Lindley, Arizona 1/3/15

#### Most Pass Attempts, No Interceptions, Game

33	Drew Brees, at New Orleans 1/7/18
28	Colin Kaepernick, San Francisco 1/12/14
	Matt Hasselbeck, at Seattle 1/22/06
22	Russell Wilson, at Seattle 1/10/15

## RECEIVING

#### Most Receptions, Game

11	Jermaine Kearse, Seattle 1/17/16
10	Deion Branch, New England 2/1/04 (Super Bowl XXXVIII)
9	David Johnson, Arizona 1/24/16
	Marshall Faulk, at St. Louis 1/10/04

### RECEIVING YARDS

#### Most Receiving Yards, Game

166	Larry Fitzgerald, Arizona 1/10/09
143	Deion Branch, New England 2/1/04 (Super Bowl XXXVIII)
136	Anquan Boldin, San Francisco 1/12/14

#### Longest Pass Reception

80	Ted Ginn (from Drew Brees), at New Orleans 1/7/18 (TD)
66	Dorsey Levens (from Brett Favre), at Green Bay 1/12/97
63	Jermaine Kearse (from Russell Wilson), at Seattle 1/10/15 (TD)

### AVERAGE PER RECEPTION

#### Highest Average Per Reception, Game (min 3 rec)

43.00	Jermaine Kearse, at Seattle 1/10/15 (3-129)
28.75	Ted Ginn, at New Orleans 1/7/18 (4-115)
25.00	Tyler Lockett, Seattle 1/17/16 (3-75)

### TOUCHDOWN RECEPTIONS

#### Most Touchdown Receptions, Game

2	Jermaine Kearse, Seattle 1/17/16
1	20x, most recently, Josh Hill, at New Orleans 1/7/18

## INTERCEPTIONS

#### Most Interceptions, Game

1	20x, most recently, T.J. Ward, Denver 2/7/16 (Super Bowl 50)
---	--

# RECORDS: PLAYOFF OPPONENT

## INTERCEPTION RETURN YARDS

### Most Interception Return Yards, Game

90	Kam Chancellor, at Seattle 1/10/15
72	Patrick Peterson, Arizona 1/24/16
50	Antonio Cromartie, Arizona 1/3/15

### Longest Interception Return

90	Kam Chancellor, at Seattle 1/10/15
72	Patrick Peterson, Arizona 1/24/16
50	Antonio Cromartie, Arizona 1/3/15

## PUNTING

### Most Punts, Game

9	Drew Butler, Arizona 1/3/15
8	Britton Colquitt, Denver 2/7/16 (Super Bowl 50)
7	Brad Maynard, at Chicago 1/15/06
	Toby Gowin, Dallas, 1/3/04

### Longest Punt

59	John Jett, Dallas 1/5/97
57	Thomas Morstead, at New Orleans 1/7/18
54	Britton Colquitt, Denver 2/7/16 (8-367) [Super Bowl 50]
	Brad Maynard, at Chicago 1/15/06
	Dirk Johnson, at Philadelphia 1/18/04

## PUNTING AVERAGE

### Highest Punting Average, Game (min 4 att)

48.75	Drew Butler, Arizona 1/24/16 (4-195)
45.88	Britton Colquitt, Denver 2/7/16 (Super Bowl 50)
45.75	Thomas Morstead, at New Orleans 1/7/18 (4-183)

## INSIDE THE 20

### Most Punts Inside the 20, Game

3	Jon Ryan, at Seattle 1/10/15
2	5x, most recently, Britton Colquitt, Denver 2/7/16 (Super Bowl 50)
1	8x, most recently, Thomas Morstead at New Orleans 1/7/18

## TOUCHBACKS

### Most Touchbacks, Game

2	Tom Rouse, at Seattle, 1/22/06
1	4x, most recently, Ben Graham, Arizona 1/10/09

## PUNT RETURNS

### Most Punt Returns, Game

4	Troy Brown, New England 2/1/04 (Super Bowl XXXVIII)
	Joey Galloway, Dallas 1/3/04
3	Steve Breaston, Arizona 1/10/09
2	4x, most recently, Tommylee Lewis, at New Orleans 1/7/18

## FAIR CATCHES

### Most Fair Catches, Game

3	3x, most recently, Jordan Norwood, Denver 2/7/16 (Super Bowl 50)
2	3x, most recently, Ted Ginn, Jr., Arizona 1/3/15
1	6x, most recently, Tommylee Lewis, at New Orleans 1/7/18

## PUNT RETURN YARDS

### Most Punt Return Yards, Game

61	Jordan Norwood, Denver 2/7/16 (Super Bowl 50)
40	Troy Brown, New England 2/1/04 (Super Bowl XXXVIII)
22	Joey Galloway, Dallas 1/3/04

### Longest Punt Return

61	Jordan Norwood, Denver 2/7/16 (Super Bowl 50)
28	Troy Brown, New England 2/1/04 (Super Bowl XXXVIII)
11	Tommylee Lewis, at New Orleans 1/7/18
	Steve Breaston, Arizona 1/10/09
	Lito Sheppard, at Philadelphia 1/18/04

## PUNT RETURN AVERAGE

### Highest Punt Return Average, Game (min 3 ret)

10.00	Troy Brown, New England 2/1/04 (4-40) (Super Bowl XXXVIII)
8.50	Tommylee Lewis, at New Orleans 1/7/18 (2-17)
5.50	Joey Galloway, Dallas 1/3/04 (4-22)

## KICKOFF RETURNS

### Most Kickoff Returns, Game

7	Michael Bates, Dallas 1/3/04
6	Chad Morton, at New York Giants 1/8/06
5	Rashied Davis, at Chicago 1/15/06
	Arlen Harris, at St. Louis 1/10/04

## KICKOFF RETURN YARDS

### Most Kickoff Return Yards, Game

172	Michael Bates, Dallas 1/3/04
124	Arlen Harris, at St. Louis 1/10/04
122	Chad Morton, at New York Giants 1/8/06

### Longest Kickoff Return

50	Tyler Lockett, Seattle 1/17/16
49	Desmond Howard, at Green Bay 1/12/97
48	Ted Ginn, Jr., Arizona 1/3/15

## KICKOFF RETURN AVERAGE

### Highest Kickoff Return Average, Game (min 3 ret)

30.67	Tyler Lockett, Seattle 1/17/16 (3-92)
26.00	Desmond Howard, at Green Bay 1/12/97 (4-104)
24.80	Arlen Harris, at St. Louis 1/10/04 (5-124)

## COMBINED KICK RETURNS

### Most Combined Kick Returns, Game

7	Chad Morton, at New York Giants 1/8/06 (1-P, 6-K)
	Michael Bates, Dallas 1/3/04 (7-K)
5	Rashied Davis, at Chicago 1/15/06 (5-K)
	Arlen Harris, at St. Louis 1/10/04 (5-K)
	Desmond Howard, at Green Bay 1/12/97 (1-P, 4-K)
4	4x, most recently, Tyler Lockett, Seattle 1/17/16 (1-P, 3-K)

## COMBINED KICK RETURN YARDS

### Most Combined Kick Return Yards, Game

172	Michael Bates, Dallas 1/3/04 (172-K)
127	Chad Morton, at New York Giants 1/8/06 (5-P, 122-K)
124	Arlen Harris, at St. Louis 1/10/04 (124-K)

## COMBINED NET YARDS

(YARDS GAINED VIA RUSHING, RECEIVING, INTERCEPTION RETURN, PUNT RETURN, KICKOFF RETURN, AND FUMBLE RETURN)

## COMBINED ATTEMPTS

### Most Combined Attempts, Game

35	Shaun Alexander, at Seattle 1/22/06 (35-R, 1-P)
28	Marshall Faulk, at St. Louis 1/10/04 (19-R, 9-P)
27	Edgar Bennett, at Green Bay 1/12/97 (25-R, 2-P)

### Most Combined Net Yards, Game

205	Dorsey Levens, at Green Bay 1/12/97 (88-R, 117-P)
175	Tyler Lockett, Seattle 1/17/16 (8-PR, 92-KOR, 75-P)
172	Michael Bates, Dallas 1/3/04 (172-KOR)

## SACKS

### Most Sacks, Game

2.5	Von Miller, Denver 2/7/16 (Super Bowl 50)
	Ahmad Brooks, San Francisco 1/12/14
2.0	DeMarcus Ware, Denver 2/7/16 (Super Bowl 50)
	Rocky Bernard, at Seattle 1/22/06
	Michael Strahan, at New York Giants 1/8/06
	Mike Vrabel, New England 2/1/04 (Super Bowl XXXVIII)
	Brian Young, at St. Louis 1/10/04

## FUMBLES

### Most Fumbles, Game

2	Peyton Manning, Denver 2/7/16 (Super Bowl 50)
	Curson Palmer, Arizona 1/24/16
1	17x, most recently, Brandon Coleman at New Orleans 1/7/18

### Most Own Fumbles Recovered, Game

2	Russell Wilson, at Seattle 1/10/15
1	10x, most recently, Mark Ingram at New Orleans 1/7/18

### Most Opponent Fumbles Recovered, Game

1	11x, most recently, Malik Johnson, T.J. Ward and Danny Trevathan, Denver 2/7/16 (Super Bowl 50)
---	---

### Longest Fumble Return

30	Rashad Johnson, Arizona 1/3/15
5	T.J. Ward, Denver 2/7/16 (Super Bowl 50)
	Marcus Trufant, at Seattle 1/22/06

# TEAM HISTORY



**CAROLINA  
PANTHERS**

# ALL-TIME RESULTS

Year	W-L-T	Division Finish	Postseason	Coach
1995	7-9	4th NFC West	--	Dom Capers
1996	12-4	1st NFC West	1-1 (NFC Championship)	Dom Capers
1997	7-9	2nd NFC West	--	Dom Capers
1998	4-12	4th NFC West	--	Dom Capers
1999	8-8	2nd NFC West	--	George Seifert
2000	7-9	3rd NFC West	--	George Seifert
2001	1-15	5th NFC West	--	George Seifert
2002	7-9	4th NFC South	--	John Fox
2003	11-5	1st NFC South	3-1 (Super Bowl XXXVIII)	John Fox
2004	7-9	3rd NFC South	--	John Fox
2005	11-5	2nd NFC South	2-1 (NFC Championship)	John Fox
2006	8-8	2nd NFC South	--	John Fox
2007	7-9	2nd NFC South	--	John Fox
2008	12-4	1st NFC South	0-1 (NFC Divisional)	John Fox
2009	8-8	3rd NFC South	--	John Fox
2010	2-14	4th NFC South	--	John Fox
2011	6-10	3rd NFC South	--	Ron Rivera
2012	7-9	2nd NFC South	--	Ron Rivera
2013	12-4	1st NFC South	0-1 (NFC Divisional)	Ron Rivera
2014	7-8-1	1st NFC South	1-1 (NFC Divisional)	Ron Rivera
2015	15-1	1st NFC South	2-1 (Super Bowl 50)	Ron Rivera
2016	6-10	4th NFC South	--	Ron Rivera
2017	11-5	2nd NFC South	0-1 (NFC Wild Card)	Ron Rivera
2018	7-9	3rd NFC South	--	Ron Rivera
2019	5-11	4th NFC South	-- Ron Rivera (14 games); Perry Fewell (2)	
2020	5-11	3rd NFC South	--	Matt Rhule
<b>Totals</b>	<b>200-215-1</b>	<b>6 Division Titles</b>	<b>9-8 (2 SB appearances)</b>	

Coach	Years	Record	Postseason Appearances (Record)
Dom Capers	1995-98	30-34 (.469)	1 (1-1)
George Seifert	1999-01	16-32 (.333)	0
John Fox	2002-10	73-71 (.507)	3 (5-3)
Ron Rivera	2011-19	76-67-1 (.531)	4 (3-4)
Matt Rhule	2020	5-11 (.313)	0

# 1995 REGULAR SEASON STATISTICS

## WON 7, LOST 9

HEAD COACH DOM CAPERS				4th NFC WEST
09/03	L	20-23OT	at Atlanta	58,808
09/10	L	9-31	at Buffalo	79,190
09/17	L	10-31	ST. LOUIS	54,060
10/01	L	13-20	TAMPA BAY	50,076
10/08	L	27-31	at Chicago	59,668
10/15	W	26-15	NEW YORK JETS	52,613
10/22	W	20-3	NEW ORLEANS	55,484
10/29	W	20-17OT	at New England	60,064
11/05	W	13-7	at San Francisco	61,722
11/12	L	17-28	at St. Louis	65,598
11/19	W	27-7	ARIZONA	49,582
11/26	L	26-34	at New Orleans	39,580
12/03	W	13-10	INDIANAPOLIS	49,841
12/10	L	10-31	SAN FRANCISCO	76,136
12/17	W	21-17	ATLANTA	53,833
12/24	L	17-20	at Washington	42,903

## STATISTIC

	CAR.	OPP.
TOTAL FIRST DOWNS	250	288
Rush/Pass/Pen.	74/157/19	99/175/14
3rd Down: Made/Att.	93/244	98/240
3rd Down Pct.	38.1	40.8
4th Down: Made/Att.	4/9	7/12
4th Down Pct.	44.4	58.3
POSSESSION AVG.	29:27	30:33
TOTAL NET YARDS	4619	5027
Avg. Per Game	288.7	314.2
Total Plays	1029	1072
Avg. Per Play	4.5	4.7
NET YARDS RUSHING	1573	1576
Avg. Per Game	98.3	98.5
Total Rushes	454	450
NET YARDS PASSING	3046	3451
Avg. Per Game	190.4	215.7
Sacked/Yards Lost	38/258	36/265
Gross Yards	3304	3716
Attempts/Complete	537/263	586/310
Completion Pct.	49.0	52.9
Had Intercepted	25	21
PUNTS/AVERAGE	96/41.0	94/40.4
Net Punting Avg.	36/35.2	94/34.0
PENALTIES/YARDS	94/683	112/808
FUMBLES/BALL LOST	28/16	28/16
TOUCHDOWNS	30	38
Rushing	10	17
Passing	16	15
Return	4	6

## SCORING

	TD	Ru	Pa	Rt	PAT	FG	2	S	PT
Kasay	0	0	0	0	27/28	26/33	0	0	105
Green	6	0	6	0	0/0	0/0	0	0	36
Moore	4	4	0	0	0/0	0/0	0	0	24
Carrier	3	0	3	0	0/0	0/0	0	0	18
Collins	3	3	0	0	0/0	0/0	0	0	18
Metzelaars	3	0	3	0	0/0	0/0	0	0	18
Griffith	2	1	1	0	0/0	0/0	0	0	12
Guliford	2	0	1	1	0/0	0/0	0	0	12
Christian	1	0	1	0	0/0	0/0	1	0	8
Beebe	1	0	1	0	0/0	0/0	0	0	6
Johnson	1	1	0	0	0/0	0/0	0	0	6
Kragen	1	0	0	1	0/0	0/0	0	0	6
McKyer	1	0	1	0	0/0	0/0	0	0	6
Mills	1	0	1	0	0/0	0/0	0	0	6
Workman	1	1	0	0	0/0	0/0	0	0	6
Rasby	0	0	0	0	0/0	0/0	1	0	2
TEAM	30	10	16	4	27/28	26/33	2	0	289
OPPONENTS	38	17	15	6	38/38	19/26	0	1	325

## RUSHING

	No	Yds	Avg	Long	TD
Moore	195	740	3.8	53t	4
Griffith	65	197	3.0	15	1
Christian	41	158	3.9	17	0
Johnson	24	110	4.6	23t	1
Workman	35	139	4.0	14	1
Thomas	22	90	4.1	13	0
Collins	42	74	1.8	10	3
Baldwin	23	61	2.7	9	0
Reich	1	3	3.0	3	0
Stone	1	3	3.0	3	0
Guliford	2	2	1.0	1	0
Carrier	3	-4	-1.3	4	0
TEAM	454	1573	3.5	53t	10
OPPONENTS	450	1576	3.5	35t	17

## RECEIVING

	No	Yds	Avg	Long	TD
Carrier	66	1002	15.2	66t	3
Green	47	882	18.8	89t	6
Guliford	29	444	15.3	49	1
Christian	29	225	8.8	23	1
Johnson	16	121	7.6	37	0
Metzelaars	20	171	8.6	27	3
Beebe	14	152	10.9	24	1
Workman	13	74	5.7	14	0
Griffith	11	63	5.7	15	1
Rasby	5	47	9.4	15	0
Moore	4	12	3.0	5	0
Campbell	3	32	10.7	12	0
Thomas	3	24	8.0	14	0
Tillman	2	22	11.0	12	0
Dennis	1	3	3.0	3	0
TEAM	263	3304	12.6	89t	16
OPPONENTS	310	3716	12.0	77t	15

## INTERCEPTIONS

	No	Yds	Avg	Long	TD
Maxie	6	59	9.8	49	0
Mills	5	58	11.6	36t	1
McKyer	3	99	33.0	96t	1
Terrell	3	33	11.0	21	0
Poole	2	8	4.0	4	0
McDowell	1	33	33.0	33	0
Kragen	1	29	29.0	29	0
TEAM	21	319	15.2	96t	2
OPPONENTS	25	221	8.8	35	3

## PUNTING

	No	Yds	Avg	Net	TB	I20	Lg	B
Barnhardt	95	3906	41.1	35.2	11	27	54	0
Kasay	1	32	32.0	32.0	0	1	32	0
TEAM	96	3938	41.0	35.2	11	28	54	0
OPPONENTS	94	3796	40.4	34.0	5	23	58	1

## PUNT RET.

	Ret	FC	Yds	Avg	Long	TD
Guliford	43	22	475	11.0	62t	1
Carrier	6	1	25	4.2	9	0
TEAM	49	23	500	10.2	62t	1
OPPONENTS	39	23	342	8.8	45	0

## KICKOFF RET.

	No	Yds	Avg	Long	TD
By/Not'e	18	335	18.6	35	0
Baldwin	14	316	22.6	36	0
Stone	12	269	22.4	40	0
Beebe	9	215	23.9	38	0
Butcher	1	5	5.0	5	0
Philyaw	1	23	23.0	23	0
TEAM	55	1163	21.1	40	0
OPPONENTS	62	1159	18.7	83	0

## PASSING

	Att	Cmp	Yds	Cmp%	Yd/Att	TD	TD%	Int	Int%	Lg	TK/LS	Rate
Collins	433	214	2717	49.4	6.27	14	3.2	19	4.4	89t	24/150	61.9
Reich	84	37	441	44.0	5.25	2	2.4	2	2.4	46	12/100	58.7
TEAM	537	263	3304	49.0	6.15	16	3.0	25	4.7	89t	38/258	59.1
OPPONENTS	586	310	3716	52.9	6.34	15	2.6	21	3.6	77t	36/265	66.2

## SCORE BY PERIODS

	1	2	3	4	OT	TOT
TEAM	35	98	78	75	3	289
OPPONENTS	62	106	72	82	3	325

## DEFENSE

	TOT	S	A	FF	FR	QP	PD
Mills	130	98	32	6	4	9	6
Bailey	114	85	29	0	0	8	2
Maxie	105	81	24	1	1	3	22
Terrell	73	61	12	1	1	0	8
Poole	68	60	8	3	0	6	16
McKyer	66	59	7	0	2	0	22
Lathon	64	43	21	1	1	19	1
Conner	61	41	20	1	0	12	2
Fox	57	38	19	0	0	28	10
Kragen	55	41	14	1	2	11	1
R. Smith	43	34	9	0	0	2	19
McDowell	41	33	8	0	1	0	9
Williams	30	18	12	0	0	5	2
Price	25	15	10	1	1	2	0
M. Thomas	19	9	10	0	0	11	1
King	10	7	3	0	0	22	4
Faryniarz	8	7	1	0	0	2	0
Lofton	7	7	0	0	0	0	1
Butcher	4	4	0	0	0	0	0
Reed	4	4	0	0	0	0	3
Cota	4	4	0	0	1	0	2
Zgonina	2	2	0	0	0	0	0
Royal	2	2	0	0	0	1	0
Hill	2	1	1	0	0	0	0

## SACKS

	TOTAL	M. Thomas
Player	8.0	2.0
Lathon	7.0	2.0
Conner	4.5	1.0
Mills	4.5	1.0
Fox	4.5	1.0
Bailey	3.0	TEAM 36.0
Poole	2.0	OPPONENTS 38.0

## F.GOALS

	1-19	20-29	30-39	40-49	50+
Kasay	0/0	6/6	10/14	9/12	1/1
TEAM	0/0	6/6	10/14	9/12	1/1
OPPONENTS	1/1	7/7	7/11	2/4	2/3

**Kasay** (39G, 41G) (32N, 34G, 52G, 32G) (45G) (1) (21G, 49G) (23G, 43N, 39G, 40G, 30G) (45G, 37G) (38N, 27G, 39N, 29G) (39G, 47G) (43N, 23G) (37B, 42G, 30G) (22G) (34G, 48B, 38G) (43G) (1) (42G) **Opponents** (27G, 51G, 58N, 35G) (39G) (39N, 48B, 34G, 32N) (25G, 27G, 49N) (23G) (50G, 39G) (29G) (19G) (32N) (1) 0 45G, 39G, 36N) (47G) (20G) (34G) (29G, 32G)

## PANTHERS USUAL STARTERS

WR 84	Guliford (9)	LE 93	Fox (16)
LT 78	Brockermeyer (16)	NT 71	Kragen (15)
LG 65	Garcia (14)	RE 98	Williams (15)
C 64	Whitley (16)	LOLB 57	Lathon (15)
RG 52	Elliott (14)	LULB 51	Mills (16)
RT 62	Dennis (9)	RILB 54	Bailey (14)
TE 88	Metzelaars (14)	ROLB 56	Conner (16)
WR 83	Carrier (14)	LCB 38	Poole (13)
QB 12	Collins (13)	RCB 22	McKyer (16)
FB 44	Christian (12)	SS 39	Maxie (16)
HB 20	Moore (10)	FS 40	Terrell (13)



# 1996 REGULAR SEASON STATISTICS

## WON 12, LOST 4

HEAD COACH DOM CAPERS				1st NFC WEST
09/01	W	29-6	ATLANTA	69,522
09/08	W	22-20	at New Orleans	43,288
09/22	W	23-7	SAN FRANCISCO	72,224
09/29	L	14-24	at Jacksonville	71,537
10/06	L	12-14	at Minnesota	60,864
10/13	W	45-13	ST. LOUIS	70,535
10/20	W	19-7	NEW ORLEANS	70,888
10/27	L	9-20	at Philadelphia	65,982
11/03	L	17-20	at Atlanta	42,726
11/10	W	27-17	NEW YORK GIANTS	70,298
11/17	W	20-10	at St. Louis	60,652
11/24	W	31-6	at Houston	20,107
12/01	W	24-0	TAMPA BAY	57,623
12/08	W	30-24	at San Francisco	66,291
12/15	W	27-16	BALTIMORE	70,075
12/22	W	18-14	PITTSBURGH	72,217

01/05 W 26-17 DALLAS 72,808

01/12 L 13-30 at Green Bay 60,216

## STATISTIC CAR. OPP.

TOTAL FIRST DOWNS	292	251
Rush/Pass/Pen	93/160/39	69/167/15
3rd Down: Made/Att	84/225	71/219
3rd Down Pct.	37.2	32.4
4th Down: Made/Att	6/13	7/22
4th Down Pct.	46.2	31.8
POSSESSION AVG.	30.48	29.12
TOTAL NET YARDS	4812	4776
Avg. Per Game	300.8	298.5
Total Plays	1025	990
Avg. Per Play	4.7	4.8
NET YARDS RUSHING	1729	1562
Avg. Per Game	108.1	97.6
Total Rushes	502	374
NET YARDS PASSING	3083	3214
Avg. Per Game	192.7	200.9
Sacked/Yards Lost	36/250	60/371
Gross Yards	3333	3585
Attempts/Complete	487/273	556/307
Completion Pct.	56.1	55.2
Had Intercepted	11	22
PUNTS/AVERAGE	78/40.5	95/43.8
Net Punting Avg.	78/35.7	95/35.3
PENALTIES/YARDS	94/638	133/1155
FUMBLES/BALL LOST	25/14	25/16
TOUCHDOWNS	36	24
Rushing	9	6
Passing	22	17
Return	5	1

## SCORING

TD	Ru	Pa	Rt	PAT	FG	2	S	PT
Kasay	0	0	0	34/35	37/45	0	0	145
Walls	10	0	10	0/0	0/0	0	0	60
Carrier	6	0	6	0/0	0/0	0	0	36
Johnson	6	6	0	0/0	0/0	0	0	36
Green	3	0	3	0/0	0/0	0	0	18
Griffith	2	1	1	0/0	0/0	0	0	12
Bates	1	0	1	0/0	0/0	0	0	6
K. Greene	1	0	0	1/0	0/0	0	0	6
S. Greene	1	0	1	0/0	0/0	0	0	6
Ismail	1	1	0	0/0	0/0	0	0	6
King	1	0	1	0/0	0/0	0	0	6
Mills	1	0	1	0/0	0/0	0	0	6
Muhammad	1	0	1	0/0	0/0	0	0	6
Oliver	1	0	1	0/0	0/0	0	0	6
Philyaw	1	1	0	0/0	0/0	0	0	6
Collins	0	0	0	0/0	0/0	1	0	2
TEAM	36	9	22	5	34/35	37/45	2	0367
OPPONENTS	24	6	17	1	23/24	17/20	0	0218

## RUSHING

Johnson	300	1120	3.7	29	6
Biakabutuka	71	229	3.2	17	0
Oliver	47	183	3.9	16	0
Ismail	8	80	10.0	35t	1
Collins	32	38	1.2	14	0
Philyaw	12	38	3.2	8	1
Beuerlein	12	17	1.4	13	0
Hoard	5	11	2.2	5	0
Griffith	12	7	0.6	3	1
Stone	1	6	6.0	6	0
Green	1	1	1.0	1	0
Muhammad	1	-1	-1.0	-1	0
TEAM	502	1729	3.4	35t	9
OPPONENTS	374	1562	4.2	80t	6

## RECEIVING

Walls	61	713	11.7	40t	10
Carrier	58	808	13.9	39	6
Green	46	614	13.3	50	3
Griffith	27	223	8.3	21	1
Johnson	26	192	7.4	55	0
Muhammad	25	407	16.3	54t	1
Oliver	15	144	9.6	29	0
Ismail	12	214	17.8	51	0
S. Greene	2	7	3.5	6	1
Stone	1	11	11.0	11	0
TEAM	273	3333	12.2	55	22
OPPONENTS	307	3585	11.7	55	17

## INTERCEPTIONS

Cota	5	63	12.6	35	0
Davis	5	57	11.4	36	0
Cook	3	28	9.3	22	0
Terrell	3	6	2.0	6	0
Lofton	1	42	42.0	42	0
Maxie	1	35	35.0	35	0
Poole	1	35	35.0	35	0
Mills	1	10	10.0	10	0
King	1	1	1.0	1	0
Pieri	1	0	0.0	0	0
TEAM	22	277	12.6	42	0
OPPONENTS	11	41	3.7	22t	1

## PUNTING

No	Yds	Avg	Net	TB	I20	Lg	B
Stark	77	3128	40.6	36.0	9	21	60
Kasay	1	30	30.0	10.0	1	0	30
TEAM	78	3158	40.5	35.7	10	21	60
OPPONENTS	95	4159	43.8	35.3	9	18	61

## PUNT RET.

Oliver	52	17	598	11.5	84t	1
Poole	3	0	26	8.7	12	0
TEAM	55	17	624	11.3	84t	1
OPPONENTS	32	25	173	5.4	25	0

## KICKOFF RET.

Bates	33	998	30.2	93t	1
Oliver	7	160	22.9	33	0
Ismail	5	100	20.0	30	0
S. Greene	2	10	5.0	6	0
Baker	1	11	11.0	11	0
Bickett	1	12	12.0	12	0
Hoard	1	19	19.0	19	0
TEAM	50	1310	26.2	93t	1
OPPONENTS	71	1429	20.1	33	0

## PASSING

Att	Cmp	Yds	Cmp%	Yd/Att	TD	3rd	Int	Int%	Lg	TK/LS	Rate
Collins	364	204	2454	56.0	6.74	14	8	2.5	55	18/114	79.4
Beuerlein	123	69	879	56.1	7.15	8	6.5	2	1.6	40t	93.5
TEAM	487	273	3333	56.1	6.84	22	4.5	11	2.3	55	83.0
OPPONENTS	556	307	3585	55.2	6.45	17	3.1	22	4.0	55	68.7

## SCORE BY PERIODS

TEAM	1	2	3	4	OT	TOT
OPPONENTS	74	102	107	84	0	367
	62	100	23	33	0	218

## DEFENSE

Mills	138	108	30	0	2	10	5
Lathon	103	69	34	2	2	30	1
Bailey	90	58	32	0	0	7	3
Terrell	90	60	30	0	0	1	6
Poole	80	65	15	0	1	2	22
Kragen	77	52	25	3	2	5	3
Greene, K.	74	47	27	5	3	32	3
Maxie	71	48	23	0	0	4	7
Davis	68	57	11	2	0	0	22
Cota	63	52	11	0	0	2	5
Williams	49	28	21	1	0	8	2
Miller	43	28	15	1	0	18	2
Fox	42	28	14	0	0	9	1
Cook	34	25	9	2	1	3	11
King	28	23	5	1	1	11	3
Bickett	17	11	6	1	0	2	1
Lofton	13	9	4	0	0	0	3
Royal	12	11	1	0	0	1	1
Pieri	11	11	0	0	0	1	1
R. Smith	11	10	1	0	0	14	1
Thomas	9	6	3	0	0	6	0
McDaniel	2	1	1	0	0	0	1
Jeter	1	1	0	0	0	0	0
Colston	1	1	0	0	0	0	0
Baker	1	1	0	0	0	0	0

## SACKS

Player	TOTAL	Bailey	2.5
K. Greene	14.5	Bickett	2.0
Lathon	13.5	Fox	2.0
Mills	5.5	Cota	1.0
Cook	4.0	R. Smith	1.0
Thomas	4.0	Williams	1.0
King	3.0	TEAM	60.0
Kragen	3.0	OPPONENTS	36.0
Miller	3.0		

## F.GOALS

	1-19	20-29	30-39	40-49	50+
Kasay	2/2	14/14	11/12	7/10	3/7
TEAM	2/2	14/14	11/12	7/10	3/7
OPPONENTS	0/0	5/5	3/5	8/9	1/1
Kasay (32G,36G,53G,38G,42G)					
(51G,22G,29G,51G,23G) (28G,35G,19G) (45N)					
(22G) (50N, 51N, 22G) (23G, 52N, 40G,26G, 39G)					
(51N,47G,39G,29G) (40G) (49N,42G,28G) (38G, 34G)					
(49G) (23G) (45N,18G,26G,33G, 31N) (29G,44G)					
(35G,30G,29G)					
Opponents (46G,33N,33G) (48G,43G) 0 (53G) (32N)					
() (46G,21G) (25G,45G) (22G) (41G,45N) (24G,45G) (0)					
(31G) (37G,46G,25G) (0)					

## PANTHERS USUAL STARTERS

WR 86	Green (12)	LE 93	Fox (11)
LT 78	Brockermeyer (8)	NT 71	Kragen (16)
LG 52	Elliott (8)	RE 98	Williams (14)
C 64	Whitley (8)	LOLB 91	Greene (16)
RG 75	Skrepnak (16)	LILB 51	Mills (16)
RT 76	Garrido (8)	RILB 54	Bailey (14)
TE 85	Walls (16)	ROLB 57	Lathon (16)
WR 83	Carrier (15)	LCB 25	Davis (16)
QB 12	Collins (12)	RCB 38	Poole (15)
FB 30	Griffith (14)	SS 39	Maxie (13)
HB 23	Johnson (11)	FS 40	Terrell (16)

# 1997 REGULAR SEASON STATISTICS

## WON 7, LOST 9

HEAD COACH DOM CAPERS				2nd NFC WEST	
08/31	L	10-24	WASHINGTON	72,633	
09/07	W	9-6	at Atlanta	51,829	
09/14	W	26-7	at San Diego	63,149	
09/21	L	14-35	KANSAS CITY	67,402	
09/29	L	21-34	SAN FRANCISCO	70,972	
10/12	L	14-21	at Minnesota	62,625	
10/19	W	13-0	at New Orleans	50,963	
10/26	W	21-12	ATLANTA	54,675	
11/02	W	38-14	OAKLAND	71,064	
11/09	L	0-34	at Denver	71,408	
11/16	L	19-27	at San Francisco	61,500	
11/23	W	16-10	at St. Louis	64,609	
11/30	L	13-16	NEW ORLEANS	57,957	
12/08	W	23-13	at Dallas	63,251	
12/14	L	10-31	GREEN BAY	70,887	
12/20	L	18-30	ST. LOUIS	58,101	

## STATISTIC

	CAR.	OPP.
TOTAL FIRST DOWNS	284	290
Rush/Pass/Pen	91/170/23	112/163/15
3rd Down: Made/Att	99/225	82/222
3rd Down Pct.	44.0	36.9
4th Down: Made/Att	3/9	6/18
4th Down Pct.	33.3	33.3
POSSESSION AVG.	29:43	30:17
TOTAL NET YARDS	4615	4980
Avg. Per Game	101.9	102.3
Total Plays	1025	990
Avg. Per Play	4.5	4.9
NET YARDS RUSHING	1770	1973
Avg. Per Game	110.6	123.3
Total Rushes	441	497
NET YARDS PASSING	2845	3007
Avg. Per Game	177.8	187.9
Sacked/Yards Lost	44/311	36/246
Gross Yards	3156	3253
Attempts/Complete	534/289	490/260
Completion Pct.	54.1	53.1
Had Intercepted	24	11
PUNTS/AVERAGE	85/42.4	88/42.7
Net Punting Avg.	85/36.4	88/37.1
PENALTIES/YARDS	94/763	97/757
FUMBLES/BALL LOST	30/15	26/11
TOUCHDOWNS	28	36
Rushing	11	12
Passing	17	17
Return	0	7

## SCORING

TD	Ru	Pa	Rt	PAT	FG	2	S	PT
Kasay	0	0	0	0	25/26	0	0	91
Lane	7	7	0	0	0/0	0	0	42
Walls	6	0	6	0	0/0	0	0	24
Carruth	4	0	4	0	0/0	0	0	12
Biakabutuka	2	2	0	0	0/0	0	0	12
Carrier	2	0	2	0	0/0	0	0	12
S. Greene	2	1	1	0	0/0	0	0	12
Ismail	2	0	2	0	0/0	0	0	12
Johnson	1	0	1	0	0/0	1	0	8
Collins	1	1	0	0	0/0	0	0	6
E. Mills	1	0	1	0	0/0	0	0	6
Muhammad	0	0	0	0	0/0	1	0	2
Stone	0	0	0	0	0/0	1	0	2
TEAM	28	11	17	0	25/25	22/26	2	1265
OPPONENTS	36	12	17	7	35/35	21/25	0	1314

## RUSHING

Lane	182	80.9	4.4	50	7
Johnson	97	35.8	3.7	20	0
Biakabutuka	75	29.9	4.0	26	2
S. Greene	45	15.7	3.5	10	1
Collins	26	6.5	2.1	21	1
Beuerlein	4	3.2	8.0	20	0
Ismail	4	3.2	8.0	18	0
Carruth	6	2.3	3.8	6	0
Oliver	1	0	0.0	0	0
Walter	1	-5	-5.0	-5	0
TEAM	441	1770	4.0	50	11
OPPONENTS	497	1973	4.0	26	12

## RECEIVING

Walls	58	746	12.9	52	6
Carruth	44	545	12.4	52	4
S. Greene	40	277	6.9	25	1
Ismail	36	419	11.6	59	2
Carrier	33	436	13.2	36	2
Muhammad	27	317	11.7	38	0
Johnson	21	158	7.5	25	1
E. Mills	11	127	11.5	37	1
Lane	8	27	3.4	7	0
Oliver	6	47	7.8	11	0
Mangum	4	56	14.0	22	0
Rasby	1	1	1.0	1	0
TEAM	289	3156	10.9	59	17
OPPONENTS	260	3253	12.5	59	17

## INTERCEPTIONS

Davis	5	25	5.0	17	0
Cota	2	28	14.0	15	0
Poole	2	0	0.0	0	0
S. Mills	1	18	18.0	18	0
Lathon	1	1	1.0	1	0
TEAM	11	72	6.5	18	0
OPPONENTS	24	265	11.0	62t	2

## PUNTING

Walter	85	3604	42.4	36.4	4	29	62	0
TEAM	85	3604	42.4	36.4	4	29	62	0
OPPONENTS	88	3756	42.7	37.1	9	25	60	1

## PUNT RET.

Poole	26	18	191	7.3	40	0
Oliver	14	5	111	7.9	26	0
Bates	1	0	8	8.0	8	0
TEAM	41	23	310	7.6	40	0
OPPONENTS	38	25	428	11.3	82t	2

## KICKOFF RET.

Bates	47	1281	27.3	56	0
E. Mills	4	65	16.3	33	0
S. Greene	3	18	6.0	8	0
Rasby	3	32	10.7	12	0
Stone	3	76	25.3	37	0
S. Mills	2	12	6.0	12	0
Garcia	1	11	11.0	11	0
Poole	1	5	5.0	5	0
TEAM	64	1500	23.4	56	0
OPPONENTS	55	1276	23.2	101	1

## PASSING

Collins	381	200	2124	52.5	5.57	11	2.9	21	5.5	59	27/200	55.7
Beuerlein	153	89	1032	58.2	6.75	6	3.9	3	2.0	52	17/111	83.6
TEAM	534	289	3156	54.1	5.91	17	3.2	24	4.5	59	44/311	63.7
OPPONENTS	490	260	3253	53.1	6.64	17	3.5	11	2.2	59	36/246	76.2

## SCORE BY PERIODS

TEAM	1	2	3	4	OT	TOT
OPPONENTS	54	70	37	104	0	265
	62	102	61	89	0	314

## DEFENSE

Cota	153	107	46	0	1	2	8
Mills, S.	117	74	43	1	0	5	0
Royal	107	66	41	3	2	4	6
Barrow	105	71	34	4	2	17	0
Minter	83	62	21	2	2	4	10
Lathon	76	49	27	2	0	18	3
Kragen	75	47	28	0	0	4	3
Miller	72	54	18	1	1	11	1
Poole	60	53	7	1	1	1	18
Terrell	58	38	20	0	0	0	4
Davis	50	40	10	0	1	0	23
Fox	32	20	12	0	0	6	0
Turnbull	29	16	13	0	0	11	0
Seals	28	19	9	1	0	7	3
Smith, R.	18	17	1	0	0	1	0
Cook	14	11	3	0	0	3	6
King	14	11	3	0	0	9	1
Bailey	13	9	4	0	0	0	0
Williams	7	1	6	0	0	0	0
Raybon	6	1	5	0	0	3	2
Morabito	5	4	1	0	1	1	0
Gaskins	5	2	3	0	0	0	0
Tatum	1	1	0	0	0	1	0
Saleh	1	1	0	0	0	0	0
Pieri	0	0	0	0	0	1	0

## SACKS

Player	TOTAL	Poole	1.0
Barrow	8.5	Turnbull	1.0
Miller	5.5	Seals	1.0
Royal	5.0	Cook	1.0
Minter	3.5	Saleh	1.0
Lathon	2.0	Raybon	0.5
Kragen	2.0	TEAM	36
King	2.0	OPPONENTS	44
Cota	1.0		

## F.GOALS

	1-19	20-29	30-39	40-49	50+
Kasay	1/1	6/7	8/8	4/4	3/6
TEAM	1/1	6/7	8/8	4/4	3/6
OPPONENTS	0/0	6/6	4/4	8/12	3/3

Kasay: (52G)(55N,31G,31G,39G)(25G,36G,34G,28G)(54N,53N)(0)(25G,23G)(0)(54G)(0)(46G,27G)(36G,53G,27G)(44G,26B,31G)(34G,40G,18G)(43G)(0)

Opponents: (38G)(25G,28G)(0)(25G,48G)(0)(34G,44G)(45N)(42N,25G,50G)(28G,43G,47B)(40N,26G)(50G,51G,45G)(43G,32G)(31G)(49G,42G,47G)

## PANTHERS USUAL STARTERS

WR 83	Carrier (6)	LE 93	Fox (9)
LT 78	Brockmeyer (13)	NT 71	Kragen (16)
LG 66	Campbell (11)	RE 99	Seals (7)
C 65	Garcia (16)	L0LB 56	Barrow (16)
RG 75	Sikrepenak (16)	L1LB 51	Mills (16)
RT 76	Davids-Garrido (15)	R1LB 58	Royal (13)
TE 85	Walls (15)	R0LB 57	Lathon (15)
WR 84	Carruth (14)	LCB 25	Davis (14)
QB 12	Collins (13)	RCB 38	Poole (16)
FB 43	Greene (14)	SS 37	Cota (16)
HB 32	Lane (7)	FS 30	Minter (11)

1998 REGULAR SEASON STATISTICS

WON 4, LOST 12 4th NFC WEST

Table with 4 columns: Date, Result, Opponent, Score. Rows include games from 09/06 to 12/27 against teams like ATLANTA, GREEN BAY, DALLAS, NEW ORLEANS, SAN FRANCISCO, MIAMI, ST. LOUIS, and INDIANAPOLIS.

STATISTIC CAR. OPP.

Table with 2 columns: Statistic, Value. Rows include Total First Downs, Rush/Pass/Pen, 3rd Down, 4th Down, Possession Avg, Total Net Yards, Avg. Per Game, Net Yards Rushing, Net Yards Passing, Gross Yards, Attempts/Completion, Completion Pct, Punts/Average, Penalties/Yards, Fumbles/Ball Lost, Touchdowns, and Returns.

SCORING

Table with 4 columns: Player, TD, Ru, Pa, Pt, FG, 2 S, PT. Rows list players like Kasay, Ismail, Muhammad, Lane, Walls, Floyd, Carrier, E. Davis, Bates, Broughton, Johnson, Stone, Collins, and TEAM.

OPPONENTS 46 14 30 2 41/43 30/31 1 2413

RUSHING

Table with 6 columns: Player, No, Yds, Avg, Long, TD. Rows include Biakabutuka, Johnson, Floyd, Ismail, Collins, Beuerlein, Walter, and TEAM/OPPONENTS totals.

RECEIVING

Table with 6 columns: Player, No, Yds, Avg, Long, TD. Rows include Ismail, Muhammad, Walls, Johnson, Floyd, Carrier, Lane, Biakabutuka, Broughton, Caruth, Hayes, Stone, Mangum, Collins, and TEAM/OPPONENTS totals.

INTERCEPTIONS

Table with 6 columns: Player, No, Yds, Avg, Long, TD. Rows include E. Davis, Brady, Evans, Greene, Smith, Veland, Barrow, Minter, McGill, Lloyd, and TEAM/OPPONENTS totals.

PUNTING

Table with 8 columns: Player, No, Yds, Avg, Net, TB, I20, LG, B. Rows include Walter and TEAM/OPPONENTS totals.

PUNT RET.

Table with 6 columns: Player, Ret, FC, Yds, Avg, Long, TD. Rows include Oliver and TEAM/OPPONENTS totals.

KICKOFF RET.

Table with 6 columns: Player, No, Yds, Avg, Long, TD. Rows include Bates, Stone, Johnson, Oliver, Brady, Floyd, Jensen, Saleh, and TEAM/OPPONENTS totals.

PASSING

Table with 10 columns: Player, Att, Cmp, Yds, Cmp%, Yd/Att, TD, TD%, Int, Int%, Rate. Rows include Beuerlein, Collins, Floyd, Walter, and TEAM/OPPONENTS totals.

SCORE BY PERIODS

Table with 10 columns: Team, 1, 2, 3, 4, OT, TOT. Rows include TEAM and OPPONENTS.

DEFENSE

Table with 10 columns: Player, TOT, S, A, FF, FR, QP, PD. Rows include Barrow, Brady, Alexander, Gilbert, Lloyd, Greene, Davis, Richardson, Peter, Evans, Miller, Fox, Minter, Tatum, Morabito, Lofton, Terry, Smith, Veland, McGill, Saleh, Wheeler, Lathon, and Jones.

SACKS

Table with 4 columns: Player, TOTAL, Opponent, Value. Rows include Player, Greene, Gilbert, Barrow, Brady, Terry, and DAVIS.

F.GOALS

Table with 6 columns: Player, 1-19, 20-29, 30-39, 40-49, 50+. Rows include Kasay, and TEAM/OPPONENTS totals.

Kasay: (K45N)(42G,42G,56G)(54N,28G)(X53G,20G,47N) (X54G)(32B,50G,42G,41G,51N,57N)(32G,27G,43G)(35G)(0) (47N)(26G)(32G, 37G)(44G,27G) Opponents: (43G)(46G,56G)(41G)(23G,25G, 28G) (27G,55N,38G)(33G)(42G,47G,44G)(49G)(46G) 22G, 22G)(39G,41G)(30G,37G,26G, 38G)(23G)(0)(43G,38G) (22G,28G,47G,42G)

PANTHERS USUAL STARTERS

Table with 4 columns: Player, Opponent, Opponent, Opponent. Rows include WR 87 Muhammad (16), LE 97 Peter (11), LG 78 Brockenmeyer (14), NT 90 Morabito (5), LB 66 Campbell (7), RE 94 Gilbert (16), C 65 Garcia (5), LOLB 91 Greene (15), RG 64 Lacina (10), LILB 52 Brady (16), RT 76 Davids-Garrido (16), RILB 56 Barrow (16), TE 85 Walls (14), ROLB 95 Lloyd (14), WR 81 Ismail (15), LCB 25 Davis (16), QB 7 Beuerlein (12), RCB 33 Evans (7), FB 40 Floyd (13), SS 39 Richardson (7), HB 32 Lane (11), FS 46 Alexander (11)



1999 REGULAR SEASON STATISTICS

WON 8, LOST 8

Table with 4 columns: Date, Opponent, Location, Score. Rows include games against New Orleans, Jacksonville, Cincinnati, Washington, San Francisco, Detroit, Atlanta, Philadelphia, St. Louis, Cleveland, Atlanta, St. Louis, Green Bay, San Francisco, Pittsburgh, and New Orleans.

STATISTIC

Table with 3 columns: Statistic, CAR., OPP. Rows include Total First Downs, Rush/Pass/Pen, 3rd Down, 4th Down, Possession Avg., Total Net Yards, Avg. Per Game, Total Plays, Avg. Per Rush, Net Yards Rushing, Avg. Per Game, Total Rushes, Net Yards Passing, Avg. Per Game, Sacked/Yards Lost, Gross Yards, Att./Completions, Completion Pct., Had Intercepted, Punts/Average, Net Punting Avg., Penalties/Yards, Fumbles/Ball Lost, Touchdowns, Rushing, Passing, Return.

SCORING

Table with 10 columns: Player, TD, Ru, Pa, Rt, PAT, FG, 2, S, PT. Rows include Kasay, Jeffers, Walls, Muhammad, Biakabutuka, Cunningham, Floyd, Bates, Beuerlein, Hayes, Kinchen, Lane, TEAM, and OPPONENTS.

PASSING

Table with 10 columns: Player, Att, Cmp, Yds, Cmp%, Yd/Att, TD, TD%, Int, Int%, Lg, TK/LS, Rate. Rows include Beuerlein, Lewis, Bono, TEAM, and OPPONENTS.

2nd NFC WEST

RUSHING

Table with 6 columns: Player, No, Yds, Avg, Long, TD. Rows include Biakabutuka, Lane, Beuerlein, Floyd, Johnson, Metcalf, Jeffers, Bates, Hetherington, Caruth, Lewis, Bono, TEAM, and OPPONENTS.

RECEIVING

Table with 6 columns: Player, No, Yds, Avg, Long, TD. Rows include Muhammad, Jeffers, Walls, Biakabutuka, Lane, Floyd, Caruth, Johnson, Hayes, Metcalf, Kinchen, Mangum, Bates, TEAM, and OPPONENTS.

INTERCEPTIONS

Table with 6 columns: Player, No, Yds, Avg, Long, TD. Rows include Davis, Minter, Alexander, Evans, Richardson, Gilbert, Wells, TEAM, and OPPONENTS.

PUNTING

Table with 8 columns: Player, No, Yds, Avg, Net, TB, I20, Lg, B. Rows include Walter, TEAM, and OPPONENTS.

PUNT RET.

Table with 6 columns: Player, Ret, FC, Yds, Avg, Long, TD. Rows include Metcalf, Johnson, TEAM, and OPPONENTS.

KICKOFF RET.

Table with 6 columns: Player, No, Yds, Avg, Long, TD. Rows include Bates, Metcalf, Kinchen, Lane, Mangum, Hetherington, Johnson, TEAM, and OPPONENTS.

SCORE BY PERIODS

Table with 10 columns: Team, Opponents, 1, 2, 3, 4, OT, TOT. Rows include TEAM and OPPONENTS.

DEFENSE

Table with 10 columns: Player, TOT, S, A, FF, FR, QP, PD. Rows include Barrow, Wells, Alexander, Minter, Gilbert, Davis, Wiley, Evans, Morabito, Greene, Rucker, Peter, Tovar, Jones, D., Edwards, Mullen, Swift, Tualo, Jones, E., Richardson, Terry, R., Navie, Dingle, Maumau, Scurlock, Terry, C., Muhammad.

SACKS

Table with 4 columns: Player, TOTAL, Edwards, Minter, Richardson, Tualo, Wells, TEAM, and OPPONENTS.

F.GOALS

Table with 10 columns: Player, 1-19, 20-29, 30-39, 40-49, 50+. Rows include Cunningham, Kasay, TEAM, and OPPONENTS.

Kasay (52G, 53N) (48G, 21G) (43G, 52N, 43G, 42G) (19G) (21G, 30G, 23G) (31G, 51G) (38G, 28G, 33G, 22G) (24G) (44G) (30G, 24G, 47N) (20G, 37G) (00) Cunningham (0000000000000000) (21G, 43G) (27G) Opponents (46G, 21G) (36G, 40G, 31G, 49N) (47N, 37N, 30N, 39G) (31G) (38G, 34G, 40G) (29G) (39G, 24G) (00) (38N, 23G) (44G, 51N, 29G) (40G) (37G) (46G) (0)

PANTHERS USUAL STARTERS

Table with 4 columns: Player, Position, Player, Position. Rows include WR 87 Muhammad (15), LE 97 Peter (9), LT 75 C. Jones (16), NT 90 Morabito (16), LG 66 Campbell (10), RT 94 Gilbert (16), C 65 Garcia (16), RE 99 Wiley (16), RG 61 Redmon (15), SLB 51 Greene (16), RT 70 Terry (16), MLB 95 Wells (10), TE 85 Walls (16), WLB 56 Barrow (16), WR 81 Jeffers (10), LCB 25 Davis (16), QB 7 Beuerlein (16), RCB 33 Evans (16), FB 40 Floyd (16), SS 46 Alexander (16), HB 32 Biakabutuka (11), FS 30 Minter (16).

# 2000 REGULAR SEASON STATISTICS

## WON 7, LOST 9

3rd NFC WEST			
HEAD COACH GEORGE SEIFERT			
09/03	L	17-20	at Washington 80,257
09/10	W	38-22	at San Francisco 66,879
09/17	L	10-15	ATLANTA 66,498
10/01	L	13-16OT	DALLAS 68,909
10/08	W	26-3	SEATTLE 57,090
10/15	L	6-24	at New Orleans 50,015
10/22	W	34-16	SAN FRANCISCO 61,350
10/29	L	12-13	at Atlanta 46,178
11/05	W	27-24	at St. Louis 66,048
11/12	L	10-20	NEW ORLEANS 61,789
11/19	L	17-31	at Minnesota 64,208
11/27	W	31-14	GREEN BAY 62,518
12/03	W	16-3	ST. LOUIS 46,659
12/10	L	14-15	at Kansas City 77,481
12/17	W	30-22	SAN DIEGO 42,206
12/24	L	9-52	at Oakland 60,637

## STATISTIC

	CAR.	OPP.
TOTAL FIRST DOWNS	304	304
Rushing	63	107
Passing	201	184
Penalty	40	13
3rd Down: Made/Att	78/198	90/208
3rd Down Pct.	39.4	43.3
4th Down: Made/Att	8/14	6/19
4th Down Pct.	57.1	31.6
POSSESSION AVG.	29.54	30.06
TOTAL NET YARDS	4654	5656
Avg. Per Game	290.9	353.5
Total Plays	998	1005
Avg. Per Play	4.7	5.6
NET YARDS RUSHING	1186	1944
Avg. Per Game	74.1	121.5
Total Rushes	363	426
NET YARDS PASSING	3468	3712
Avg. Per Game	216.8	232.0
Sacked/Yards Lost	69/382	27/226
Gross Yards	3850	3938
Att./Completions	566/340	552/352
Completion Pct.	60.1	63.8
Had Intercepted	19	17
PUNTS/AVERAGE	66/37.3	58/39.8
Net Punting Avg.	66/33.8	58/32.3
PENALTIES/YARDS	84/683	128/1073
FUMBLES/BALL LOST	25/16	37/21
TOUCHDOWNS	31	35
Rushing	7	12
Passing	19	19
Returns	5	4

## SCORING

	TD	Ru	Pa	Rt	PAT	FG	2	S	PT
Nedney	0	0	0	0	20/20	26/28	0	0	98
Muhammad	6	0	6	0	0/0	0/0	0	0	36
Blakabutuka	4	2	2	0	0/0	0/0	0	0	24
Cunningham	0	0	0	0	9/9	5/7	0	0	24
Hayes	3	0	3	0	0/0	0/0	0	0	18
Hetherington	3	2	1	0	0/0	0/0	0	0	18
Byrd	2	2	0	0	0/0	0/0	0	0	12
Floyd	2	1	1	0	0/0	0/0	0	0	12
Walls	2	0	2	0	0/0	0/0	0	0	12
Beuerlein	1	1	0	0	0/0	0/0	1	0	8
Bates	1	0	1	0	0/0	0/0	0	0	6
Crawford	1	0	1	0	0/0	0/0	0	0	6
Evans	1	0	1	0	0/0	0/0	0	0	6
Hitchcock	1	0	1	0	0/0	0/0	0	0	6
Hoover	1	1	0	0	0/0	0/0	0	0	6
Mangum	1	0	1	0	0/0	0/0	0	0	6
Minter	1	0	1	0	0/0	0/0	0	0	6
Uwaezuoke	1	0	0	1	0/0	0/0	0	0	6
TEAM	31	7	19	5	29/31	35/35	1	0	310
OPPONENTS	35	12	19	4	43/30	31/20	3	0	310

## RUSHING

	No	Yds	Avg	Long	TD
Blakabutuka	173	627	3.6	43	2
Hoover	89	290	3.3	35	1
Beuerlein	44	106	2.4	15	1
Hetherington	23	65	2.8	14	2
Lewis	8	36	4.5	19	0
Floyd	16	33	2.1	8	1
Bates	5	13	2.6	8	0
Muhammad	2	12	6.0	8	0
Craig	2	4	2.0	5	0
Walter	1	0	0.0	0	0
TEAM	363	1186	3.3	43	7
OPPONENTS	426	1944	4.6	42	12

## RECEIVING

	No	Yds	Avg	Long	TD
Muhammad	102	1183	11.6	36	6
Hayes	66	926	14.0	43t	3
Blakabutuka	34	341	10.0	25	2
Walls	31	422	13.6	54	2
Byrd	22	241	11.0	34t	2
Mangum	19	215	11.3	31	1
Floyd	17	114	6.7	15	1
Hoover	15	112	7.5	16	0
Hetherington	14	116	8.3	19	1
Bates	5	38	7.6	23	0
Crawford	4	47	11.8	16t	1
Uwaezuoke	4	46	11.5	21	0
Hankton	4	38	9.5	14	0
Craig	2	4	2.0	4	0
Kinchen	1	7	7.0	7	0
TEAM	340	3850	11.3	54	19
OPPONENTS	352	3938	11.2	62	19

## INTERCEPTIONS

	No	Yds	Avg	Long	TD
Davis	5	14	2.8	8	0
Hitchcock	3	116	38.7	88t	1
Minter	2	38	19.0	30t	1
Evans	2	17	8.5	17	0
Wells	1	14	14.0	14	0
Gilbert	1	0	0.0	0	0
Navies	1	0	0.0	0	0
Robinson	1	0	0.0	0	0
Woodall	1	0	0.0	0	0
TEAM	17	199	11.7	88t	2
OPPONENTS	19	365	19.2	46	2

## PUNTING

	No	Yds	Avg	Net	TB	I20	Lg	B
Walter	64	2459	38.4	33.8	2	19	66	2
TEAM	66	2459	37.3	33.8	2	19	66	2
OPPONENTS	58	2311	39.8	32.3	10	13	55	0

## PUNT RET.

	Ret	FC	Yds	Avg	Long	TD
Uwaezuoke	10	6	173	17.3	64t	1
Bates	7	3	31	4.4	12	0
Davis	2	2	24	12.0	20	0
Byrd	1	1	10	10.0	10	0
Hitchcock	1	0	0	0.0	0	0
TEAM	21	12	238	11.3	64t	1
OPPONENTS	25	12	187	7.5	36	0

## KICKOFF RET.

	No	Yds	Avg	Long	TD
Bates	42	941	22.4	92t	1
Byrd	9	172	19.1	30	0
Hetherington	2	21	10.5	11	0
Burks	1	25	25.0	25	0
R. Green	1	1	1.0	1	0
TEAM	55	1160	21.1	92t	1
OPPONENTS	64	1120	17.5	32	0

## PASSING

	Att	Cmp	Yds	Cmp%	Yd/Att	TD	TD%	Int	Int%	Lg	TK/LS	Rate
Beuerlein	533	324	3730	60.8	7.00	19	3.6	18	3.4	54	62/331	79.7
Lewis	32	16	120	50.0	3.75	0	0.0	0	0.0	1	7/51	46.4
Walter	1	0	0	0.0	0.00	0	0.0	0	0.0	0	0/0	39.6
TEAM	566	340	3850	60.1	6.80	19	3.4	19	3.4	54	69/382	77.7
OPPONENTS	552	352	3938	63.8	7.13	19	3.4	17	3.1	62	27/226	83.6

## SCORE BY PERIODS

	1	2	3	4	OT	TOT
TEAM	78	106	60	66	0	310
OPPONENTS	46	108	70	83	3	310

## DEFENSE

	TOT	S	A	QP	FF	FR	PD
Minter	142	91	51	0	5	1	3
Robinson	118	69	49	0	1	3	1
Woodall	109	70	39	1	1	1	1
Towns	106	71	35	0	3	2	0
Evans	97	77	20	0	2	5	18
Wells	85	62	23	2	1	0	2
Davis	81	61	20	0	3	0	18
Gilbert	71	54	17	14	2	1	4
Rucker	52	34	18	7	1	0	1
Morabito	40	28	12	4	0	1	0
Lucas	38	21	17	3	1	1	2
Williams	37	23	14	7	1	0	1
Hitchcock	33	32	1	0	1	0	4
White	27	17	10	17	0	1	1
Navies	24	17	7	4	1	0	0
Peter	20	12	8	4	0	0	0
Anderson	19	13	6	0	0	0	2
Swann	18	10	8	8	0	0	5
McKinley	17	11	6	1	0	0	0
Richardson	5	3	2	0	0	0	1
Smith	5	3	2	0	0	0	0
Minor	4	0	4	0	0	0	0

## SACKS

	TOTAL	Morabito	2.0
Player	6.0	Navies	2.0
Williams	5.5	Peter	2.0
White	4.0	Swann	1.0
Gilbert	2.5	TEAM	27.0
Rucker	2.0	OPPONENTS	69.0
Minter			

## F.GOALS

	1-19	20-29	30-39	40-49	50+
Cunningham	0/0	3/5	2/2	0/0	0/0
Nedney	1/1	10/10	6/7	8/8	2/2
TEAM	1/1	13/15	8/9	7/8	2/2
OPPONENTS	0/0	8/8	7/10	5/9	0/3

Nedney: 00000(44G,42G,22G,29G,34N)(52G,46G)(30G,38G)(35G,48G,25G,24G)(35G,45G,24G,46G)(38G)(28G)(26G)(20G,23G,37G)(48N)(18G)(46G,21G,51G)

Cunningham: (29G,27N)(24G)(25B,33G)(39G,23G)000000000000

Opponents: (24G,21G)(31G,50N,47N,27G)(27G,45N,24G)(42G)(51B,29G)(38G)(35G,46N,31G,42N)(28G,50N,37N)(33N,40G,42G)(43G)(1)(38G)(35G,24G,33G)(37B)(42G)

## PANTHERS USUAL STARTERS

WR 81	Hayes (15)	LE 92	White (16)
LT 75	Jones (11)	LT 90	Morabito (13)
LG 66	Campbell (14)	RT 94	Gilbert (15)
C 65	Garcia (16)	RE 96	Williams (14)
RG 63	Nesbitt (16)	SLB 95	Wells (14)
RT 70	Terry (16)	MLB 57	Towns (14)
TE 85	Walls (8)	WLB 54	Woodall (16)
WR 87	Muhammad (16)	LCB 25	Davis (16)
QB 7	Beuerlein (16)	RCB 33	Evans (16)
FB 40	Floyd (8)	SS 30	Minter (16)
RB 21	Blakabutuka (11)	FS 41	Robinson (16)

2001 REGULAR SEASON STATISTICS

WON 1, LOST 15

Table with 5 columns: Date, W/L, Opponent, Location, Score. Rows include games against Minnesota, Atlanta, Green Bay, San Francisco, New Orleans, Washington, New York Jets, Miami, St. Louis, San Francisco, Atlanta, New Orleans, Buffalo, St. Louis, Arizona, and New England.

5th NFC WEST

RUSHING

Table with 5 columns: Player, No, Yds, Avg, Long. Rows include Huntley, Biakabutuka, Goings, Weinke, Hoover, Smith, Craig, Hetherington, Lytle, Sauerbrun, Byrd, and TEAM.

DEFENSE

Table with 11 columns: Player, TOT, S, A, QP, FF, FR, PD. Rows include Minter, Towns, Evans, Morgan, Grant, Rucker, Hambrick, Chester, Williams, Hitchcock, Jenkins, Buckner, Anderson, Wells, Gilbert, Slade, Hemsley, Navies, Lucas, Minor, Howard, Peter, Cooper, Richardson, Wilson, Harper, Milem, Killings, Hawkes, Posey.

STATISTIC

Table with 2 columns: Statistic, Value. Rows include Total First Downs, Rushing, Passing, Penalty, 3rd Down Made/Att, 3rd Down Pct., 4th Down Made/Att, 4th Down Pct., Possession Avg., Total Net Yards, Avg. Per Game, Total Plays, Avg. Per Play, Net Yards Rushing, Avg. Per Game, Total Rushes, Net Yards Passing, Avg. Per Game, Sacked/Yards Lost, Gross Yards, Att./Completions, Completion Pct., Had Intercepted, Punts/Average, Net Punting Avg., Penalties/Yards, Fumbles/Ball Lost, Touchdowns, Rushing, Passing, Returns.

CAR.

OPP.

RECEIVING

Table with 5 columns: Player, No, Yds, Avg, Long. Rows include Hayes, Muhammad, Walls, Byrd, Hoover, Hetherington, Huntley, Mangum, Jeffers, Biakabutuka, Smith, Goings, Broughton, Crawford, and TEAM.

SACKS

Table with 3 columns: Player, Lucas, Morgan, Williams, Chester, Wilson, TEAM, OPPONENTS.

F.GOALS

Table with 6 columns: Player, 1-19, 20-29, 30-39, 40-49, 50+. Rows include Kasay and TEAM.

Kasay: (23G)(30G,26G,31G)(0)(46G,52G)(0)(45G,45G)(27G,20G,51N)(53N)(25G,41G,28G)(1)(47G,23G,51G)(37)(47N,22G,29G,30G,46G)(44N,52N)(29G,40G)
Opponents: (41N)(25G)(42G,46G,37N)(40G)(30G,39G)(32N,23G)(43G,34G)(36G,45G,29G)(25G,35G)(26G)(39G)(42G,24G)(20G,27G)(45N,33G,45N)(41G,18G,26G)(19G)

SCORING

Table with 10 columns: TD, Ru, Pa, Rt, PAT, FG, 2, S, PT. Rows include Kasay, Weinke, Walls, Huntley, Smith, Hayes, Mangum, Anderson, Biakabutuka, Byrd, Crawford, Evans, Muhammad, and TEAM.

PUNT RET.

Table with 5 columns: Player, Ret, FC, Yds, Avg, Long. Rows include Smith, Byrd, and TEAM.

KICKOFF RET.

Table with 5 columns: Player, No, Yds, Avg, Long. Rows include Smith, Byrd, Hetherington, Broughton, Crawford, Hoover, Huntley, and TEAM.

PANTHERS USUAL STARTERS

Table with 4 columns: WR, LT, LG, C, RB, TE, LB, CB, SS, FS. Rows include Muhammad, Steussie, Nesbit, Mitchell, Donnalley, Terry, Walls, Hayes, Weinke, Hoover, Huntley, Williams, Buckner, Jenkins, Rucker, Morgan, Towns, Hambrick, Anderson, Evans, Minter, Grant.

SCORE BY PERIODS

Table with 6 columns: 1, 2, 3, 4, OT, TOT. Rows include TEAM and OPPONENTS.

PASSING

Table with 10 columns: Att, Cmp, Yds, Cmp%, Yd/Att, TD, TD%, Int, Int%, Lg, TK/LS, Rate. Rows include Weinke, Lytle, Craig, Huntley, and TEAM.

# 2002 REGULAR SEASON STATISTICS

## WON 7, LOST 9

## 4th NFC SOUTH

HEAD COACH JOHN FOX		
09/08	W 10-7	BALTIMORE
09/15	W 31-7	DETROIT
09/22	W 21-14	at Minnesota
09/29	L 14-17	at Green Bay
10/06	L 13-16	ARIZONA
10/13	L 13-14	at Dallas
10/20	L 0-30	at Atlanta
10/27	L 9-12	TAMPA BAY
11/10	L 24-34	NEW ORLEANS
11/17	L 10-23	at Tampa Bay
11/24	L 0-41	ATLANTA
12/01	W 13-6	at Cleveland
12/08	W 52-31	CINCINNATI
12/15	L 14-30	at Pittsburgh
12/22	W 24-14	CHICAGO
12/29	W 10-6	at New Orleans

## RUSHING

	No	Yds	Avg	Long	TD
L. Smith	209	737	3.5	59	7
Brown	102	360	3.5	24	4
Goings	50	188	3.8	20	0
Hoover	31	129	4.2	11	0
Fasani	18	95	5.3	19	0
Muhammad	3	40	13.3	20	0
Montgomery	7	20	2.9	5	0
Peete	22	14	0.6	10	0
Weinke	5	9	1.8	13	0
Smart	1	2	2.0	2	0
Byrd	1	0	0.0	0	0
Hankton	2	-4	-2.0	2	0
S. Smith	1	-4	-4.0	-4	0
TEAM	452	1586	3.5	59	11
OPPONENTS	448	1653	3.7	44t	12

## RECEIVING

	No	Yds	Avg	Long	TD
Muhammad	63	823	13.1	42	3
S. Smith	54	872	16.1	69	3
L. Smith	20	167	8.4	58	0
Walls	19	241	12.7	27	4
Goings	18	91	5.1	14	0
Hoover	17	187	11.0	33	2
Brown	17	86	5.1	15	1
Mangum	16	159	9.9	35	0
Byrd	14	164	11.7	31t	1
Wiggins	8	45	5.6	17	1
Hankton	9	146	16.2	31	0
TEAM	255	2981	11.7	69	15
OPPONENTS	293	3329	11.4	80t	18

## INTERCEPTIONS

	No	Yds	Avg	Long	TD
Minter	4	125	31.3	62	1
Grant	3	16	5.3	10	0
Morgan	2	26	13.0	22	0
Howard	2	19	9.5	13	0
McDaniel	2	13	6.5	13	0
Cousin	2	4	2.0	4	0
Fields	1	37	37.0	30	0
Peppers	1	21	21.0	21	0
TEAM	17	261	15.4	62	1
OPPONENTS	22	197	9.0	41t	1

## PUNTING

	No	Yds	Avg	Net	TB	120	Lg	B
Sauerbrun	104	4735	45.5	37.5	12	31	67	1
TEAM	105	4735	45.1	37.5	12	31	67	1
OPPONENTS	103	4251	41.3	34.2	12	29	66	0

## PUNT RET.

	Ret	FC	Yds	Avg	Long	TD
Smith	55	13	470	8.5	87t	2
Byrd	2	3	17	8.5	17	0
TEAM	57	16	487	8.5	87t	2
OPPONENTS	63	7	554	8.8	61	0

## KICKOFF RET.

	No	Yds	Avg	Long	TD
Smith	26	571	22.0	51	0
Byrd	14	294	21.0	35	0
Brown	13	253	19.5	27	0
Black	3	44	14.7	15	0
Heinrich	1	3	3.0	3	0
Mangum	1	12	12.0	12	0
Wallace	1	13	13.0	13	0
Wiggins	1	18	18.0	18	0
L. Smith	0	0	---	---	0
TEAM	60	1208	20.1	51	0
OPPONENTS	50	926	18.5	31	0

## PASSING

	Att	Cmp	Yds	Cmp%	Yd/Att	TD	TD%	Int	Int%	Lg	TK/LS	Rate
Peete	381	223	2630	58.5	6.90	15	3.9	14	3.7	69	31/192	77.4
Fasani	44	15	171	34.1	3.89	0	0.0	4	9.1	27	7/60	8.8
Weinke	38	17	180	44.7	4.74	0	0.0	3	7.9	24	6/35	26.2
Brown	1	0	0	0.0	0.00	0	0.0	0	1100.0	0	0/0	0.0
TEAM	464	255	2981	55.0	6.42	15	3.2	22	4.7	69	44/287	65.7
OPPONENTS	522	293	3329	56.1	6.38	18	3.4	17	3.3	80t	52/336	73.4

## DEFENSE

	TOT	S	A	QP	FF	FR	PD
Fields	127	79	48	8	7	2	5
Minter	119	78	41	1	-	1	9
Howard	89	69	20	2	-	2	10
Witherspoon	88	49	39	2	1	1	5
Rucker	86	61	25	43	2	1	5
Grant	83	57	26	-	1	1	15
Cousin	82	57	25	4	-	1	19
Morgan	66	40	26	1	1	-	2
Jenkins	60	36	24	24	-	-	4
Allen	59	34	25	-	-	-	-
Peppers	54	37	17	19	5	-	4
Buckner	47	29	18	18	-	1	5
Navies	45	25	20	-	-	1	-
Wallace	35	22	13	21	1	2	-
Burton	31	15	16	8	-	2	-
McDaniel	31	25	6	-	-	4	-
Wesley	28	19	9	-	1	-	9
Gilbert	12	8	4	2	-	-	1
Jackson	9	3	6	-	-	-	-
Taves	7	2	5	2	-	-	2
Richardson	6	5	1	-	-	-	-
Fatafeh	3	-	3	-	-	-	-
Rasmussen	3	2	1	-	-	-	-
Towns	3	1	2	-	-	-	-
Cooper, J.	2	2	-	-	-	-	-
Cooper, D.	1	-	1	-	-	-	-
Simmons	1	-	1	-	-	-	-

## SACKS

Player	TOTAL	Burton	1.0
Peppers	12.0	Cousin	1.0
Rucker	10.0	Gilbert	1.0
Fields	7.5	Howard	1.0
Jenkins	7.0	Minter	1.0
Buckner	5.0	Morgan	1.0
Wallace	3.0	TEAM	52.0
Witherspoon	1.5	OPPONENTS	44.0

## F.GOALS

	1-19	20-29	30-39	40-49	50+
Graham	1/1	2/4	2/3	6/8	2/2
Kasay	0/0	2/2	0/0	0/2	0/1
Hilbert	0/0	0/0	0/1	0/1	0/0
TEAM	1/1	4/6	2/4	6/11	2/3
OPPONENTS	0/0	6/7	8/9	7/9	3/4

Graham: 0(0)(24N)(32G,48G)(44N,50G,44G)  
(0)(20G,47G,39G)(19G)(42G,44N)(0)(32N,22B,  
43G,44G) 0(0)(25G)(50G)  
Kasay: (27G,50N)(46B,40N,23G) 0(0)(0)(0)(0)  
0(0)(0)(0)  
Hilbert: 0(0)(45N,39N) 0(0)(0)(0)(0)(0)(0)(0)  
Opponents: (47N)(0)(30G)(41G,28G,50G)(0)  
(41G,45G,49G)(32G,52G,53G,47G)(39G,23G)  
(20G,32G,41G)(28B)(25G,30N,33G)(52N,  
24G)(36G,41G,23G)(48B)(30G,38G)

## PANTHERS USUAL STARTERS

WR	87	Muhammad (14)	LE	90	Peppers (12)
LT	75	Stuessie (16)	LT	99	Buckner (12)
LG	63	Nesbit (14)	RT	77	Jenkins (16)
C	60	Mitchell (16)	RE	93	Rucker (15)
RG	65	Donnalley (16)	SLB	58	Fields (15)
RT	70	Terry (10)	MLB	55	Morgan (8)
TE	85	Walls (14)	WLB	53	Navies (8)
WR	89	S. Smith (13)	LCB	21	Cousin (16)
QB	9	Peete (14)	RCB	23	Howard (14)
FB	45	Hoover (11)	SS	30	Minter (15)
RB	26	L. Smith (11)	FS	27	Grant (16)

## SCORE BY PERIODS

	1	2	3	4	OT	TOT
TEAM	51	68	70	69	0	258
OPPONENTS	63	74	75	90	0	302

2003 REGULAR SEASON STATISTICS

WON 11, LOST 5

Table with 4 columns: Date, Opponent, Score, Result. Rows include games against Jacksonville, Tampa Bay, Atlanta, New Orleans, Indianapolis, Tennessee, New Orleans, Houston, Tampa Bay, Washington, Dallas, Philadelphia, Atlanta, Arizona, Detroit, New York Giants, Dallas, St. Louis, Philadelphia, and New England.

STATISTIC

Table with 2 columns: Statistic, Value. Rows include Total First Downs, Rushing, Passing, Penalty, 3rd Down: Made/Att, 3rd Down Pct., 4th Down: Made/Att, 4th Down Pct., Possession Avg., Total Net Yards, Avg. Per Game, Total Plays, Avg. Per Play, Net Yards Rushing, Avg. Per Game, Total Rushes, Net Yards Passing, Avg. Per Game, Sacked/Yards Lost, Gross Yards, Att./Completions, Completion Pct., Had Intercepted, PUNTS/AVERAGE, Net Punting Avg., PENALTIES/YARDS, FUMBLES/BALL LOST, TOUCHDOWNS, Rushing, Passing, Returns.

SCORING

Table with 10 columns: Player, TD, Ru, Pa, Rt, PAT, FG, 2, S, PT. Rows include Kasay, Davis, S. Smith, Proehl, Muhammad, Foster, Minter, Delhomme, Goings, Hoover, Manning, Smart, Wiggins, TEAM, and OPPONENTS.

1st NFC SOUTH

RUSHING

Table with 6 columns: Player, No, Yds, Avg, Long, TD. Rows include Davis, Foster, Goings, Smart, S. Smith, Delhomme, Hoover, Muhammad, TEAM, and OPPONENTS.

RECEIVING

Table with 6 columns: Player, No, Yds, Avg, Long, TD. Rows include S. Smith, Muhammad, Proehl, Foster, Mangum, Davis, Goings, Hoover, Wiggins, Seidman, Smart, Hankton, Dyson, TEAM, and OPPONENTS.

INTERCEPTIONS

Table with 6 columns: Player, No, Yds, Avg, Long, TD. Rows include Minter, Manning, Grant, Wallace, Howard, Burton, Witherspoon, Rucker, TEAM, and OPPONENTS.

PUNTING

Table with 8 columns: Player, No, Yds, Avg, Net, TB, I20, Lg, B. Rows include Sauerbrun, Kasay, TEAM, and OPPONENTS.

PUNT RET.

Table with 6 columns: Player, Ret, FC, Yds, Avg, Long, TD. Rows include S. Smith, Dyson, TEAM, and OPPONENTS.

KICKOFF RET.

Table with 6 columns: Player, No, Yds, Avg, Long, TD. Rows include Smart, S. Smith, Proehl, Seidman, Hoover, Muhammad, Rasmussen, Wallace, Wiggins, TEAM, and OPPONENTS.

PASSING

Table with 9 columns: Player, Att, Cmp, Yds, Cmp%, Yd/Att, TD%, Int, InT%, Lg, TK/LS, Rate. Rows include Delhomme, Peete, Sauerbrun, TEAM, and OPPONENTS.

DEFENSE

Table with 11 columns: Player, TOT, S, A, QP, FF, FR, PD. Rows include Minter, Witherspoon, Grant, Morgan, Favors, Howard, Rucker, Peppers, Jenkins, Manning, Cousin, Allen, Wallace, Burton, Buckner, Towns, Moorehead, Wesley, Rasmussen, Caldwell, Cooper, Branch, Hampton, Pittman.

SACKS

Table with 3 columns: Player, TOTAL, Grant. Rows include Rucker, Peppers, Jenkins, Wallace, Burton, Cousin, Allen, TEAM, and OPPONENTS.

F.GOALS

Table with 6 columns: Player, 1-19, 20-29, 30-39, 40-49, 50+. Rows include Kasay, TEAM, and OPPONENTS.

Kasay: (49G)(28G,35G,20G,47G)(53G,23G,38G) (49G,23G)(29G,23G,47G)(53G)(24G,29G,31G)(23G) (48G,45G)(25G,47N,54N,26G)(44G,52N,34G)(20G, 32N,38N,49N)(21G,49G)(42G,44G)(42G,33G,34G) Opponents: (40G,55B)(38B,41G,47B)(55N,28G) (36G,57N,26G)(39G,22G)(40G,32G,34G)(46G,42G)(1) (39G)(46N,23G)(24G,49N,44N)(35G,48G,38G,29G) (36N,34N)(35N,44G)(1)(28G)

PANTHERS USUAL STARTERS

Table with 4 columns: Player, LE, 90, Peppers (16), LT 75, Steussie (16), LT 99, Buckner (11), LG 78, James (16), RT 77, Jenkins (13), C 60, Mitchell (15), RE 93, Rucker (16), RG 65, Donnalley (16), SLB 53, Favors (13), RT 69, Gross (16), MLB 55, Morgan (11), TE 86, Mangum (11), WLB 54, Witherspoon (12), WR 89, S.Smith (11), LCB 21, Cousin (12), QB 17, Delhomme (15), RCB 23, Howard (15), FB 45, Hoover (9), SS 30, Minter (16), RB 48, Davis (14), FS 27, Grant (16)

SCORE BY PERIODS

Table with 6 columns: Team, 1, 2, 3, 4, OT, TOT. Rows include TEAM, and OPPONENTS.

Table with 11 columns: Player, Att, Cmp, Yds, Cmp%, Yd/Att, TD%, Int, InT%, Lg, TK/LS, Rate. Rows include Delhomme, Peete, Sauerbrun, TEAM, and OPPONENTS.

# 2004 REGULAR SEASON STATISTICS

## WON 7, LOST 9

HEAD COACH JOHN FOX			3rd NFC SOUTH
09/13	L	14-24	GREEN BAY 73,656
09/19	W	28-17	at Kansas City 78,136
10/03	L	10-27	ATLANTA 73,461
10/10	L	17-20	at Denver 75,072
10/17	L	8-30	at Philadelphia 67,707
10/24	L	6-17	SAN DIEGO 73,096
10/31	L	17-23	at Seattle 66,214
11/07	L	24-27	OAKLAND 73,518
11/14	W	37-17	at San Francisco 63,618
11/21	W	35-20	ARIZONA 72,796
11/28	W	21-14	TAMPA BAY 73,124
12/05	W	32-21	at New Orleans 58,878
12/12	W	20-7	ST. LOUIS 73,306
12/18	L	31-34 OT	at Atlanta 70,845
12/26	W	37-20	at Tampa Bay 65,380
01/02	L	18-21	NEW ORLEANS 73,302

## STATISTIC

STATISTIC	CAR.	OPP.
TOTAL FIRST DOWNS	308	307
Rushing	85	98
Passing	192	177
Penalty	31	32
3rd Down: Made/Att	83/206	99/215
3rd Down Pct.	40.3	46.0
4th Down: Made/Att	3/8	6/12
4th Down Pct.	37.5	50.0
POSSESSION AVG.	29:56	30:04
TOTAL NET YARDS	5225	5382
Avg. Per Game	326.6	336.4
Total Plays	991	1021
Avg. Per Play	5.3	5.3
NET YARDS RUSHING	1582	1904
Avg. Per Game	98.9	119.0
Total Rushes	422	474
NET YARDS PASSING	3643	3478
Avg. Per Game	227.7	217.4
Sacked/Yards Lost	33/246	34/225
Gross Yards	3889	3703
Att./Completions	536/311	513/303
Completion Pct.	58.0	59.1
Had Intercepted	15	26
PUNTS/AVERAGE	79/43.1	64/41.1
Net Punting Avg.	79/36.9	64/37.9
PENALTIES/YARDS	123/1020	117/1078
FUMBLES/BALL LOST	23/11	29/12
TOUCHDOWNS	42	40
Rushing	10	19
Passing	29	18
Returns	3	3

## SCORING

TD	Ru	Pa	Rt	PAT	FG	2	S	PT
Muhammad	16	0	16	0	0	0	0	96
Kasay	0	0	0	0	27/28	19/22	0	84
Goings	7	6	1	0	0	0	0	42
Colbert	5	0	5	0	1	0	0	32
Mangum	3	0	3	0	0	0	0	18
Seidman	2	0	2	0	1	0	14	14
Foster	2	2	0	0	0	0	12	12
Hoover	2	0	2	0	0	0	12	12
Peppers	2	0	2	0	0	0	12	12
Chandler	0	0	0	0	8/8	0/2	0	8
Sauerbrun	0	0	0	0	4/4	1/1	0	7
Bennett	1	1	0	0	0	0	0	6
Delhomme	1	1	0	0	0	0	0	6
Moorehead	1	0	0	1	0	0	0	6
TEAM	42	10	29	3	39/40	20/25	0	3355
OPPONENTS	40	19	18	3	39/39	20/28	0	3339

## PUNT RET.

Ret	FC	Yds	Avg	Long	TD
Broussard	10	8	43	4.3	13
Gamble	9	2	69	7.7	16
Baker	8	3	49	6.1	18
Hawkins	1	0	4	4.0	4
Smith	0	1	0	---	---
TEAM	28	14	165	5.9	18
OPPONENTS	38	12	303	8.0	34

## RUSHING

No	Yds	Avg	Long	TD
Goings	217	821	3.8	57
Foster	59	255	4.3	71
Hoover	68	246	3.6	16
Davis	24	92	3.8	12
Delhomme	25	71	2.8	13
Harris	15	53	3.5	19
Bennett	6	17	2.8	11
Muhammad	3	15	5.0	13
Proehl	1	9	9.0	9
Smart	3	4	1.3	3
Peete	1	-1	-1.0	-1
TEAM	422	1582	3.7	71
OPPONENTS	474	1904	4.0	71

## RECEIVING

No	Yds	Avg	Long	TD
Muhammad	93	1405	15.1	51
Colbert	47	754	16.0	63
Goings	45	394	8.8	37
Proehl	34	497	14.6	34
Mangum	34	323	9.5	26
Hoover	21	161	7.7	34
Seidman	13	123	9.5	27
Foster	9	76	8.4	42
Smith	6	60	10.0	15
Gaines	4	34	8.5	14
Davis	2	32	16.0	22
Hankton	2	25	12.5	20
Smart	1	5	5.0	5
Peppers	0	0	---	0
Ross	0	0	---	0
TEAM	311	3889	12.5	63
OPPONENTS	303	3703	12.2	75

## INTERCEPTIONS

No	Yds	Avg	Long	TD
Gamble	6	15	2.5	13
Witherspoon	4	48	12.0	25
Manning	4	46	11.5	30
Branch	3	79	26.3	76
Peppers	2	143	71.5	97
Morgan	2	20	10.0	11
Allen	1	21	21.0	21
Moorehead	1	17	17.0	17
Fields	1	14	14.0	14
Hawkins	1	9	9.0	9
Buckner	1	8	8.0	8
TEAM	26	420	16.2	97
OPPONENTS	15	321	21.4	64

## PUNTING

No	Yds	Avg	Net	TB	10	Lg	B
Sauerbrun	76	3351	44.1	37.5	8	25	65
Kasay	2	51	25.5	15.5	1	0	34
TEAM	79	3402	43.1	36.9	9	25	65
OPPONENTS	64	2630	41.1	37.9	2	21	67

## KICKOFF RET.

No	Yds	Avg	Long	TD
Smart	41	947	23.1	100
Robertson	6	180	30.0	49
Broussard	24	555	23.1	49
Bennett	8	177	22.1	43
Smart	8	169	21.1	33
Proehl	3	64	21.3	27
Baker	2	39	19.5	23
Colbert	2	30	15.0	19
Foster	2	16	8.0	14
Hoover	2	30	15.0	16
Seidman	2	20	10.0	12
Whitley LG	2	33	16.5	20
Rasmussen	1	12	12.0	12
Wesley	1	15	15.0	15
TEAM	61	1307	21.4	49
OPPONENTS	69	1477	21.4	66

## PASSING

Delhomme	533	310	3886	58.2
Peete	1	1	3	100.0
Proehl	1	0	0	0.0
Smith	1	0	0	0.0
TEAM	536	311	3889	58.0
OPPONENTS	513	303	3703	59.1

## DEFENSE

TOT	S	A	QP	FF	FR	PD
Witherspoon	110	82	28	4	2	1
Morgan	109	75	34	7	1	2
Minter	94	45	49	1	1	2
Peppers	85	63	22	31	4	1
Gamble	84	65	19	1	1	12
Manning Jr.	80	54	26	1	1	5
Branch	67	39	28	2	1	5
Rucker	65	43	22	23	1	4
Fields	60	48	12	5	1	1
Buckner	55	35	20	14	1	1
Moorehead	50	36	14	6	1	2
Hawkins	36	24	12	2	3	5
Short	36	24	12	1	1	1
Ciurciu	33	25	8	1	1	1
Wallace	30	22	8	4	2	1
Allen	22	12	10	1	1	1
Carstens	14	9	5	1	1	1
Jenkins	12	8	4	1	1	1
Jackson	11	8	3	1	1	1
Wesley	7	3	4	1	1	1
Tillman	5	3	2	1	1	1
Jordan	3	2	1	1	1	1
Rasmussen	1	1	1	1	1	1

## SACKS

Player	TOTAL	Moorehead	Morgan	Jenkins	Jordan	Wallace	TEAM
Peppers	11.0	2.0	2.0	1.0	1.0	1.0	34.0
Fields	4.0	1.0	1.0	1.0	1.0	1.0	33.0
Buckner	3.5	1.0	1.0	1.0	1.0	1.0	34.0
Rucker	3.5	1.0	1.0	1.0	1.0	1.0	33.0
Witherspoon	3.0	1.0	1.0	1.0	1.0	1.0	33.0
Minter	2.0	1.0	1.0	1.0	1.0	1.0	33.0

## F.GOALS

	1-19	20-29	30-39	40-49	50+
Kasay	0/0	11/11	4/4	1/2	3/5
Chandler TM	0/0	0/0	0/2	0/0	0/0
Sauerbrun	0/0	0/0	1/1	0/0	0/0
TEAM	0/0	11/11	5/7	1/2	3/5
OPPONENTS	1/1	5/7	7/10	7/9	0/1

Kasay: (0/0)(26G)(53G,52N)(0/28G,21G,46N)(30G)(38G)  
(37G,25G)(0/30G,50G,46G,25G,21G)(21G)(27G,20G)(21G)  
(26G)(54G,60B)

Sauerbrun: (0/0)(0/0)(0/0)(0/0)(0/0)(0/0)(0/0)(0/0)  
Team: (0/0)(26G)(53G,52N)(0/28G,21G,46N)(30G)(38G)  
(37G,25G,34G)(0/38N,38B)(30G,50G,46G,25G,21G,21G)  
(27G,20G)(21G)(26G)(54G,60B)

Opponents: (41G)(33G,47N)(47G,30G)(32G,33G)  
(48G,34G,43G)(29N,44G)(27G,45G,22G)(26G,19G)  
(28G,46G)(50N,28G)(39N,26G,37N)(0/37G,45N,38G)  
(0/38N)

## PANTHERS USUAL STARTERS

WR 87	Muhammad (16)	LE 90	Peppers (15)
LT 69	Gross (16)	LT 99	Buckner (15)
LG 70	Wharton (11)	RT 94	Moorehead (11)
C 60	Mitchell (16)	RE 93	Rucker (16)
RG 76	Reyes (8)	SLB 58	Fields (10)
RT 71	Willig (9)	MLB 55	Morgan (12)
TE 86	Mangum (11)	WLB 54	Witherspoon (16)
WR 83	Colbert (15)	LCB 24	Manning (16)
QB 17	Delhomme (16)	RCB 20	Gamble (16)
FB 45	Hoover (6)	SS 30	Minter (16)
RB 37	Goings (7)	FS 28	Branch (15)

## SCORE BY PERIODS

TEAM	1	2	3	4	OT	TOT
TEAM	78	90	62	125	0	355
OPPONENTS	80	79	92	85	0	339

Att	TD	TD%	Int	Int%	Lg	TK/LS	Rate
29	29	5.4	15	2.8	63	33/246	87.3
00	0	0.0	0	0.0	3	0/0	79.2
00	0	0.0	0	0.0	0	0/0	39.6
00	0	0.0	0	0.0	0	0/0	39.6
26	29	5.4	15	2.8	63	33/246	87.0
22	18	3.5	26	5.1	75t	34/225	72.0



2005 REGULAR SEASON STATISTICS

WON 11, LOST 5

HEAD COACH JOHN FOX			2nd NFC SOUTH
09/11	L	20-23	NEW ORLEANS
09/18	W	27-17	NEW ENGLAND
09/25	L	24-27	at Miami
10/03	W	32-29	GREEN BAY
10/09	W	24-20	at Arizona
10/16	W	21-20	at Detroit
10/30	W	38-13	MINNESOTA
11/06	W	34-14	at Tampa Bay
11/13	W	30-3	NEW YORK JETS
11/20	L	3-13	at Chicago
11/27	W	13-9	at Buffalo
12/04	W	24-6	ATLANTA
12/11	L	10-20	TAMPA BAY
12/18	W	27-10	at New Orleans
12/24	L	20-24	DALLAS
01/01	W	44-11	at Atlanta

NFC WILD CARD PLAYOFF			79,378
NFC DIVISIONAL PLAYOFF			62,209
NFC CHAMPIONSHIP			67,837
01/08	W	23-0	at New York Giants
01/15	W	29-21	at Chicago
01/22	L	14-34	at Seattle

STATISTIC	CAR.	OPP.
TOTAL FIRST DOWNS	278	262
Rushing	82	72
Passing	157	160
Penalty	39	30
3rd Down: Made/Att	92/218	90/221
3rd Down Pct.	42.2	40.7
4th Down: Made/Att	2/6	5/16
4th Down Pct.	33.3	31.3
POSSESSION AVG.	30:48	29:12
TOTAL NET YARDS	4950	4522
Avg. Per Game	309.4	282.6
Total Plays	964	981
Avg. Per Play	5.1	4.6
NET YARDS RUSHING	1679	1465
Avg. Per Game	104.9	91.6
Total Rushes	487	408
NET YARDS PASSING	3271	3057
Avg. Per Game	204.4	191.1
Sacked/Yards Lost	28/214	45/294
Gross Yards	3485	3351
Att./Completions	449/269	528/305
Completion Pct.	59.9	57.8
Had Intercepted	16	23
PUNTS/AVERAGE	73/43.2	79/45.1
Net Punting Avg.	73/38.6	79/37.4
PENALTIES/YARDS	91/732	128/1045
FUMBLES/BALL LOST	23/10	25/19
TOUCHDOWNS	45	27
Rushing	17	9
Passing	25	15
Returns	3	3

RUSHING	No	Yds	Avg	Long	TD
Foster	205	879	4.3	70t	2
S. Davis	180	549	3.1	39	12
Goings	37	133	3.6	17	0
Robertson	14	41	2.9	11	1
Delhomme	24	31	1.3	12	1
S. Smith	4	25	6.3	20t	1
Hoover	10	22	2.2	4	0
Colbert	1	6	6.0	6	0
Smart	3	6	2.0	6	0
Weinke	8	-5	-6.6	1	0
Proehl	1	-8	-8.0	-8	0
TEAM	487	1679	3.4	70t	17
OPPONENTS	408	1465	3.6	58	9

RECEIVING	No	Yds	Avg	Long	TD
S. Smith	103	1563	15.2	80t	12
Foster	34	372	10.9	47	1
Proehl	25	441	17.6	69	4
Colbert	25	282	11.3	42	2
Mangum	23	202	8.8	24	2
Goings	14	151	10.8	30	0
Hoover	14	87	6.2	12	0
Gaines	12	155	12.9	38	2
Gardner	9	84	9.3	15	1
Carter	5	103	20.6	40	1
S. Davis	5	45	9.0	21	0
TEAM	269	3485	13.0	80t	25
OPPONENTS	305	3351	11.0	86	15

INTERCEPTIONS	No	Yds	Avg	Long	TD
Gamble	7	157	22.4	61t	1
Lucas	6	70	11.7	32	0
McCree	3	73	24.3	46	0
Wallace	2	38	19.0	38	0
Witherspoon	2	35	17.5	35t	1
Manning	2	20	10.0	10	0
Minter	1	47	47.0	47	0
TEAM	23	440	19.1	61t	2
OPPONENTS	16	335	20.9	64t	3

PUNTING	No	Yds	Avg	Net	TB	I20	Lg	B
Baker	72	3118	43.3	38.9	4	23	59	0
Kasay	1	36	36.0	16.0	1	0	36	0
TEAM	73	3154	43.2	38.6	5	23	59	0
OPPONENTS	79	3562	45.1	37.4	8	18	69	0

KICKOFF RET.	No	Yds	Avg	Long	TD
Smart	29	615	21.2	60	0
Robertson	16	343	21.4	42	0
S. Smith	3	61	20.3	33	0
Gaines	2	24	12.0	13	0
Goings	1	21	21.0	21	0
Hoover	1	10	10.0	10	0
Mangum	1	9	9.0	9	0
Seidman	0	0	---	0	0
TEAM	53	1083	20.4	60	0
OPPONENTS	80	1702	21.3	47	0

PUNT RET.	Ret	FC	Yds	Avg	Long	TD
S. Smith	27	6	286	10.6	44	0
Gamble	14	5	158	11.3	76	0
TEAM	41	11	444	10.8	76	0
OPPONENTS	36	20	235	6.5	31	0

PASSING	Att	Cmp	Yds	Cmp.2	Yd/Att	TD	TD%	Int	Int%	Lg	TK/LS	Rate
Delhomme	435	262	3421	60.2	7.86	24	5.5	16	3.7	80t	28/214	88.1
Weinke	13	7	64	53.8	4.92	1	7.7	0	0.0	18	0/0	93.1
Foster	1	0	0	0.0	0.00	0	0.0	0	0.0	0	0/0	39.6
TEAM	449	269	3485	59.9	7.76	25	5.6	16	3.6	80t	28/214	88.1
OPPONENTS	528	305	3351	57.8	6.35	15	2.8	23	4.4	86	45/294	68.0

DEFENSE	TOT	S	A	QP	FF	FR	PD
Witherspoon	109	78	31	2	-	-	13
McCree	95	69	26	2	-	-	9
Morgan	90	59	31	6	1	1	4
Gamble	78	58	20	-	1	-	7
Lucas	72	59	13	2	-	-	12
Minter	71	43	28	1	1	-	10
Peppers	70	46	24	34	1	1	4
Short	69	39	30	2	-	-	1
Rucker	62	40	22	30	3	2	4
Draft	56	35	21	1	1	-	1
Manning Jr.	47	34	13	4	-	3	4
Carstens	44	29	15	11	-	-	1
Buckner	43	30	13	13	-	1	5
Wallace	34	23	11	5	1	1	2
Moorehead	31	21	10	9	-	2	1
Davis	28	18	10	5	1	-	-
Wesley	12	11	1	-	1	-	-
Curciur	6	5	1	1	-	-	1
Rasmussen	3	2	1	1	-	1	1
Seward	3	2	1	-	-	-	-
Wilds	3	3	-	-	-	-	-
Jenkins	2	-	2	-	-	-	-
Tufts	1	1	-	-	-	-	-

SACKS	Player	TOTAL	Draft
Peppers	10.5	T. Davis	1.5
Rucker	7.5	Minter	1.5
Moorehead	5	Buckner	1
Wallace	5	(group)	1
Carstens	3	Short	0.5
Morgan	4	TEAM	45
Witherspoon	2.5	OPPONENTS	28

F.GOALS	1-19	20-29	30-39	40-49	50+
Kasay	1/1	8/8	8/8	6/9	3/8
TEAM	1/1	8/8	8/8	6/9	3/8
OPPONENTS	0/0	6/6	9/11	7/9	1/1

Kasay:(39G,46G,Y51G,52G)(52G)(32G,38G)(46G,53N,62N)  
(52B)(56N,44G)(30G,20G)(23G,42G,28G) (46N,38G)  
(25G,45N,25G)(20G)(42N,39G)(32G,50N,29G)(24G,47G)  
(19G,41G,34G)  
Opponents:(29G,48G,47G)(45G)(27G,32G)(1)(39G,49G)  
(47B,52G,25G)(33N)(1)(22G)(33G,39G)(31G,45G,33G)  
(36G,43G,49N)(34G,36G)(44G)(24G,32B) (29G)

PANTHERS USUAL STARTERS			
WR 89	Smith (16)	LE 90	Peppers (16)
LT 70	Wharton (16)	LT 99	Buckner (16)
LG 68	Wahle (16)	RT 67	Carstens (15)
C 60	Mitchell (16)	RE 93	Rucker (14)
RG 76	Reyes (16)	SLB 53	Short (15)
RT 69	Gross (16)	MLB 55	Morgan (13)
TE 86	Mangum (9)	WLB 54	Witherspoon (15)
WR 83	Colbert (16)	LCB 23	Lucas (15)
QB 17	Delhomme (16)	RCB 20	Gamble (15)
FB 45	Hoover (15)	SS 27	McCree (15)
RB 48	Davis (11)	FS 30	Minter (16)

SCORE BY PERIODS											
TEAM		1	2	3	4	OT	TOT				
		96	117	53	125	0	391				
OPPONENTS		72	73	42	72	0	259				

PASSING	Att	Cmp	Yds	Cmp.2	Yd/Att	TD	TD%	Int	Int%	Lg	TK/LS	Rate
Delhomme	435	262	3421	60.2	7.86	24	5.5	16	3.7	80t	28/214	88.1
Weinke	13	7	64	53.8	4.92	1	7.7	0	0.0	18	0/0	93.1
Foster	1	0	0	0.0	0.00	0	0.0	0	0.0	0	0/0	39.6
TEAM	449	269	3485	59.9	7.76	25	5.6	16	3.6	80t	28/214	88.1
OPPONENTS	528	305	3351	57.8	6.35	15	2.8	23	4.4	86	45/294	68.0

# 2006 REGULAR SEASON STATISTICS

## WON 8, LOST 8

HEAD COACH JOHN FOX				2nd NFC SOUTH
09/10	L	6-20	ATLANTA	73,522
09/17	L	13-160T	at Minnesota	63,623
09/24	W	26-24	at Tampa Bay	65,423
10/01	W	21-18	NEW ORLEANS	73,392
10/08	W	20-12	CLEVELAND	73,520
10/15	W	23-21	at Baltimore	70,762
10/22	L	14-17	at Cincinnati	65,964
10/29	L	14-35	DALLAS	73,688
11/13	W	24-10	TAMPA BAY	73,573
11/19	W	15-0	ST. LOUIS	73,348
11/26	L	13-17	at Washington	85,450
12/04	L	24-27	at Philadelphia	69,098
12/10	L	13-27	NEW YORK GIANTS	73,702
12/17	L	3-37	PITTSBURGH	73,798
12/24	W	10-3	at Atlanta	68,834
12/31	W	31-21	at New Orleans	69,569

## STATISTIC

STATISTIC	CAR.	OPP.
TOTAL FIRST DOWNS	278	267
Rushing	100	96
Passing	158	149
Penalty	20	22
3rd Down: Made/Att	65/209	70/222
3rd Down Pct.	31.1	31.5
4th Down: Made/Att	3/9	11/14
4th Down Pct.	33.3	78.6
POSSESSION AVG.	30:12	29:48
TOTAL NET YARDS	4923	4737
Avg. Per Game	307.7	296.1
Total Plays	994	990
Avg. Per Play	5.0	4.8
NET YARDS RUSHING	1659	1737
Avg. Per Game	103.7	108.6
Total Rushes	423	449
NET YARDS PASSING	3264	3000
Avg. Per Game	204.0	187.5
Sacked/Yards Lost	32/222	41/265
Gross Yards	3486	3265
Att./Completions	539/325	500/291
Completion Pct.	60.3	58.2
Had Intercepted	17	14
PUNTS/AVERAGE	100/45.1	98/43.8
Net Punting Avg.	100/38.8	98/40.7
PENALTIES/YARDS	103/744	89/735
FUMBLES/BALL LOST	21/10	22/8
TOUCHDOWNS	28	33
Rushing	7	10
Passing	19	22
Returns	2	1

## SCORING

TD	Ru	Pa	Rt	PAT	FG	2	S	PT
Kasay	0	0	0	28/28	24/27	0	0	100
Smith	9	1	8	0	0	0	0	54
K. Johnson	5	1	4	0	0	0	0	30
Carter	3	0	3	0	0	0	0	18
Foster	3	3	0	0	0	0	0	18
D. Williams	2	1	1	0	0	0	0	12
Gamble	1	0	1	0	0	0	0	6
Goings	1	0	1	0	0	0	0	6
Hoover	1	1	0	0	0	0	0	6
King	1	0	1	0	0	0	0	6
Mangum	1	0	1	0	0	0	0	6
Marshall	1	0	1	0	0	0	0	6
Rucker	0	0	0	0	0	1	2	0
TEAM	28	7	19	2	28/28/24/27	0	0	1270
OPPONENTS	33	10	22	1	31/31/24/30	2	0	1305

## PUNT RET.

Ret	FC	Yds	Avg	Long	TD
Gamble	36	13	185	5.1	24
Smith	9	3	30	3.3	16
Biddle	2	1	11	5.5	11
Marshall	2	0	-1	-5.0	0
TEAM	49	17	225	4.6	24
OPPONENTS	61	17	390	6.4	65

## RUSHING

Foster	227	897	4.0	43t	3
D. Williams	121	501	4.1	31	1
Hoover	22	73	3.3	17	1
Smith	8	61	7.6	24t	1
Goings	11	52	4.7	28	0
Shelton	8	23	2.9	9	0
Carter	2	18	9.0	11	0
Weinke	4	16	4.0	13	0
Delhomme	18	12	0.7	12	0
K. Johnson	1	4	4.0	4t	1
Basanez	1	2	2.0	2	0
TEAM	423	1659	3.9	43t	7
OPPONENTS	449	1737	3.9	41t	10

## RECEIVING

Smith	83	1166	14.0	72t	8
K. Johnson	70	815	11.6	40	4
D. Williams	33	313	9.5	41	1
Foster	32	159	5.0	14	0
Carter	28	357	12.8	42t	3
Mangum	21	170	8.1	19	1
Hoover	20	122	6.1	16	0
Gaines	15	146	9.7	19	0
Goings	10	107	10.7	23	1
Colbert	5	56	11.2	16	0
Biddle	3	37	12.3	22	0
Hankton	3	31	10.3	18	0
Shelton	1	6	6.0	6	0
King	1	1	1.0	1t	1
TEAM	325	3486	10.7	72t	19
OPPONENTS	291	3265	11.2	86t	22

## INTERCEPTIONS

Marshall	3	59	19.7	30t	1
Gamble	3	31	10.3	18t	1
Lucas	3	13	4.3	13	0
S. Williams	2	1	0.5	1	0
Morton	1	8	8.0	8	0
Minter	1	3	3.0	3	0
Branch	1	0	0.0	0	0
TEAM	14	115	8.2	30t	2
OPPONENTS	17	145	8.5	38	0

## PUNTING

No	Yds	Avg	Net	TBI	20	Lg	B
Baker	98	4483	45.7	39.0	12	31	70
Kasay	1	25	25.0	17.0	0	0	25
TEAM	100	4508	45.1	38.8	12	31	70
OPPONENTS	98	4290	43.8	40.7	4	40	60

## KICKOFF RET.

D. Williams	32	623	19.5	39	0
Marshall	14	291	20.8	26	0
Goings	9	218	24.2	33	0
Hoover	3	37	12.3	21	0
Gaines	2	32	16.0	17	0
Smith	2	-1	-5.3	3	0
TEAM	62	1200	19.4	39	0
OPPONENTS	59	1302	22.1	64	0

## PASSING

Delhomme	431	263	2805	61.0
Weinke	96	56	625	58.3
Basanez	11	6	56	54.5
K. Johnson	1	0	0	0.0
TEAM	539	325	3486	60.3
OPPONENTS	500	291	3265	58.2

## DEFENSE

TOT	S	A	QP	FF	FR	PD
Draft	111	80	31	1	2	2
Davis	96	73	23	11	1	-
Minter	92	55	37	2	-	5
Williams, S.	92	58	34	1	1	-
Marshall	75	64	11	1	2	12
Peppers	75	61	14	38	3	2
Diggs	68	50	18	1	-	3
Gamble	67	57	10	2	-	11
Jenkins	53	35	18	10	-	2
Lucas	47	38	9	1	-	7
Rucker	44	30	14	23	2	-
Kemoatu	42	27	15	8	-	1
Lewis	30	17	13	11	1	3
Wallace	30	20	10	13	-	2
Anderson	25	17	8	4	2	-
Branch	18	11	7	-	-	-
Moorehead	17	10	7	6	-	-
Seward	14	12	2	-	-	-
Byrum	8	7	1	-	1	1
Morton	6	5	1	-	-	1
Carstens	2	2	-	-	-	-
Ciurciu	2	1	1	-	-	-
Morgan	2	2	-	-	-	1
Howard	1	1	-	-	-	-
Strait	1	1	-	-	-	-
McClover	0	-	-	1	-	-

## SACKS

Player	TOTAL	T. Davis
Peppers	13	Gamble
Draft	5.5	Marshall
Rucker	5	(group)
Lewis	4.5	Moorehead
Jenkins	3	TEAM
Wallace	3	OPPONENTS
Anderson	2	

## F.GOALS

	1-19	20-29	30-39	40-49	50+
Kasay	2/2	6/6	4/4	8/8	4/7
TEAM	2/2	6/6	4/4	8/8	4/7
OPPONENTS	2/2	12/12	5/6	5/7	0/3

Kasay: (54G,46G)(25G,26G)(51G,50G,49G,46G)(53N,24G,19G)(21G,31G,21G)(65N)(28G)(40G,34G)(42G,51G)(45G)(37G,45G)(50N,37G)(42G)(19G)  
Opponents: (50N,25G,32G,50B)(26G,22G,51B,19G)(28G)(31G,43N)(41G,47G,22G,32G)(23G)(48N,38G,24G)(28G)(37N,42G)(28G,25G)(32G,29G)(19G,45G,26G)(40G)(1)

## PANTHERS USUAL STARTERS

WR 89	Smith (14)	LE 90	Peppers (16)
LT 69	Gross (15)	LT 79	Kemoatu (13)
LG 68	Wahle (13)	RT 77	Jenkins (16)
C 63	Hagantner (15)	RE 93	Rucker (14)
RG 71	Mathis (15)	SLB 58	Davis (14)
RT 73	Bridges (14)	MLB 52	Draft (14)
TE 84	Gaines (8)	WLB 53	Diggs (10)
WR 19	Johnson (16)	LCB 23	Lucas (8 tied)
QB 17	Delhomme (13)	RCB 20	Gamble (13)
FB 45	Hoover (12)	SS 36	S. Williams (12)
RB 26	Foster (14)	FS 30	Minter (16)

## SCORE BY PERIODS

TEAM	1	2	3	4	OT	TOT
TEAM	68	94	53	55	0	270
OPPONENTS	29	95	68	110	3	305



# 2007 REGULAR SEASON STATISTICS

## WON 7, LOST 9

HEAD COACH JOHN FOX			2nd NFC SOUTH	
09/09	W	27-13	at St. Louis	65,307
09/16	L	21-34	HOUSTON	73,665
09/23	W	27-20	at Atlanta	68,175
09/30	L	7-20	TAMPA BAY	73,707
10/07	W	16-13	at New Orleans	70,001
10/14	W	25-10	at Arizona	64,403
10/28	L	7-31	INDIANAPOLIS	74,005
11/04	L	7-20	at Tennessee	69,143
11/11	L	13-20	ATLANTA	73,340
11/18	L	17-31	at Green Bay	70,805
11/25	L	6-31	NEW ORLEANS	72,032
12/02	W	31-14	SAN FRANCISCO	73,191
12/09	L	6-37	at Jacksonville	66,090
12/16	W	13-10	SEATTLE	73,421
12/22	L	13-20	DALLAS	73,860
12/30	W	31-23	at Tampa Bay	65,609

## STATISTIC

### TOTAL FIRST DOWNS

Rushing	85
Passing	142
Penalty	28

3rd Down: Made/Att	85/235
3rd Down Pct.	36.2
4th Down: Made/Att	6/14
4th Down Pct.	42.9

### POSSESSION AVG.

TOTAL NET YARDS	28,444
-----------------	--------

Avg. Per Game	284.9
Total Plays	989
Avg. Per Play	4.6

### NET YARDS RUSHING

Avg. Per Game	1824
Total Rushes	451

### NET YARDS PASSING

Avg. Per Game	2735
Sacked/Yards Lost	170.9
Gross Yards	33/206
Att./Completions	2941
Completion Pct.	505/285
Had Intercepted	56.4
Net Punting Avg.	17

### PUNTS/AVERAGE

Net Punting Avg.	92/43.9
	92/36.5

### PENALTIES/YARDS

FUMBLES/BALL LOST	95/801
-------------------	--------

### TOUCHDOWNS

Rushing	25/12
Passing	28
Returns	7

## SCORING

TD	Ru	Pa	Rt	PAT	FG	2	S	PT
Kasay	0	0	0	27/27	24/28	0	0	99
Smith	7	0	0			0	0	42
Williams	5	4	1	0		0	0	30
D. Carter	4	0	0	0		0	0	24
Foster	4	3	1	0		0	0	24
Fauria	2	0	0	0		0	0	12
King	2	0	0	0		0	0	12
Rosario	2	0	0	0		0	0	12
Lucas	1	0	0	1		0	0	6
Marshall	1	0	0	1		0	0	6
TEAM	28	7	19	2	27/27/24/28	0	0	267
OPPONENTS	38	13	22	3	38/38/27/32	0	0	347

## KICKOFF RET.

No	Yds	Avg	Long	TD
Robinson	26	598	23.0	60
Williams	13	231	17.8	29
Goings	9	174	19.3	29
Moorehead	4	46	11.5	17
Hangartner	3	42	14.0	16
Rosario	2	39	19.5	25
King	1	16	16.0	16
Marshall	1	0	0.0	0
McClover	1	0	0.0	0
TEAM	60	1146	19.1	60
OPPONENTS	56	1333	23.8	84

## RUSHING

No	Yds	Avg	Long	TD
Foster	247	876	3.5	20
Williams	144	717	5.0	75
Smith	9	66	7.3	22
Carr	17	59	3.5	15
Hoover	12	39	3.3	10
Delhomme	6	26	4.3	13
Testaverde	9	22	2.4	16
Jarrett	1	11	11.0	11
Moore	3	5	1.7	5
Haynes	3	3	1.0	3
TEAM	451	1824	4.0	75
OPPONENTS	472	1771	3.8	80

## RECEIVING

No	Yds	Avg	Long	TD
Smith	87	1002	11.5	74
King	46	406	8.8	29
D. Carter	38	517	13.6	49
Colbert	32	332	10.4	43
Foster	25	182	7.3	23
Williams	23	175	7.6	30
Hoover	10	58	5.8	14
Rosario	6	108	18.0	54
Jarrett	6	73	12.2	22
Fauria	5	39	7.8	16
Robinson	4	35	8.8	12
Haynes	3	14	4.7	6
TEAM	285	2941	10.3	74
OPPONENTS	337	3603	10.7	69

## INTERCEPTIONS

No	Yds	Avg	Long	TD
Marshall	3	107	35.7	73
Cooper	3	19	6.3	19
Lucas	2	1	0.5	1
Harris	1	30	30.0	30
Manuel	1	4	4.0	4
Gamble	1	2	2.0	2
Beason	1	0	0.0	0
Th. Davis	1	0	0.0	0
Peppers	1	0	0.0	0
TEAM	14	163	11.6	73
OPPONENTS	17	150	8.8	45

## PUNTING

No	Yds	Avg	Net	TB	I20	Lg
Baker	90	3978	44.2	37.7	5	22
Kasay	2	60	30.0	17.0	0	1
TEAM	92	4038	43.9	36.5	5	23
OPPONENTS	76	3243	42.7	36.8	9	31

## PUNT RET.

Ret	FC	Yds	Avg	Long	TD
Robinson	30	19	262	8.7	34
Smith	2	0	7	3.5	6
TEAM	32	19	269	8.4	34
OPPONENTS	55	16	579	10.5	94

## PASSING

Att	Cmp	Yds	Cmp%	Yd/Att	TD	TD%	Int	Int%	Lg	TK/LS	Rate
Testaverde	172	94	952	54.7	5.53	5	2.9	6	3.5	65	9/46
Carr	136	73	635	53.7	4.67	3	2.2	5	3.7	38	13/74
Moore	111	63	730	56.8	6.58	3	2.7	5	4.5	37	6/40
Delhomme	86	55	624	64.0	7.26	8	9.3	1	1.2	74	5/46
TEAM	505	285	2941	56.4	5.82	19	3.8	17	3.4	74	33/206
OPPONENTS	537	337	3603	62.8	6.71	22	4.1	14	2.6	69	23/177

## DEFENSE

TOT	S	A	QP	FF	FR	PD
Beason	160	115	45	3	1	1
Harris	102	81	21	1	8	3
Cooper	86	47	39	1	1	-
Davis	85	68	17	10	2	1
Marshall	73	61	12	4	-	1
Lucas	69	62	7	-	-	2
Rucker	57	30	27	20	1	1
Kemoatu	56	43	13	3	-	1
Peppers	55	37	18	19	3	2
Jenkins	52	37	15	13	-	1
Gamble	50	42	8	-	1	1
Diggs	49	32	17	2	1	-
Lewis	32	17	15	7	-	1
Moorehead	27	14	13	5	-	-
Morgan	20	13	7	1	-	1
Dendy	14	13	1	-	-	1
Manuel	14	9	5	-	-	-
McClover	12	7	5	2	-	-
Teal	11	10	1	-	-	-
Anderson	11	7	4	1	-	-
Johnson	4	2	2	1	-	-
Seward	3	3	-	-	-	-
Wilson	2	1	1	-	-	-
DeLoatch	1	1	-	-	-	1
Gibson	1	1	-	-	-	-
Grigsby	-	-	-	3	-	-

## SACKS

Player	TOTAL	Moorehead
Diggs	3.5	Manuel
Lewis	3.5	Marshall
Th. Davis	3	McClover
Rucker	3	TEAM
Jenkins	2.5	OPPONENTS
Peppers	2.5	

## F.GOALS

Kasay	1-19	20-29	30-39	40-49	50+
TEAM	2/2	6/6	8/9	6/9	2/2
OPPONENTS	0/0	13/14	5/5	7/9	2/4

Kasay: (47N,34G,32G)/(45G,49G)/(123G,35G,52G)  
(33G,43G,24G,45N,45G)/(40N)/(29G,31G)/(26G) (45G, 29G)  
(19G)/(49G,39G)/(37N,53G,37G)/(37G,25G) (19G)  
Opponents: (42G,28G)/(25G,33G)/(24G,25G,25G, 38G)  
(25G,28G,20B,54N)/(50G)/(20G)/(47G,53G)/(36G, 47G)  
(49B,49N,47G)/(46G,57N)/(121G,20G,33G)/(23G) (42G,23G)  
(31G,23G,49G)

## PANTHERS USUAL STARTERS

WR 89	Smith (15)	LE 90	Peppers (14)
LT 70	Wharton (16)	LT 99	Kemoatu (13)
LG 68	Wahle (16)	RT 77	Jenkins (15)
C 75	Hartwig (15)	RE 93	Rucker (16)
RG 73	Bridges (10)	SLB 58	Davis (16)
TE 69	Gross (16)	MLB 52	Beason (12)
RT 87	King (16)	WLB 53	Diggs (10)
WR 83	Colbert (9)	LCB 21	Lucas (16)
QB 16	Testaverde (6)	RCB 20	Gamble (12)
FB 45	Hoover (12)	SS 43	Harris (15)
RB 26	Foster (16)	FS 35	Cooper (15)

## SCORE BY PERIODS

TEAM	1	2	3	4	OT	TOT
OPPONENTS	50	66	48	103	0	267
TEAM	79	89	110	69	0	347

Att	Cmp	Yds	Cmp%	Yd/Att	TD	TD%	Int	Int%	Lg	TK/LS	Rate
Testaverde	172	94	952	54.7	5.53	5	2.9	6	3.5	65	9/46
Carr	136	73	635	53.7	4.67	3	2.2	5	3.7	38	13/74
Moore	111	63	730	56.8	6.58	3	2.7	5	4.5	37	6/40
Delhomme	86	55	624	64.0	7.26	8	9.3	1	1.2	74	5/46
TEAM	505	285	2941	56.4	5.82	19	3.8	17	3.4	74	33/206
OPPONENTS	537	337	3603	62.8	6.71	22	4.1	14	2.6	69	23/177

# 2008 REGULAR SEASON STATISTICS

## WON 12, LOST 4

## 1st NFC SOUTH

HEAD COACH JOHN FOX		
09/07	W 26-24	at San Diego
09/14	W 20-17	CHICAGO
09/21	L 10-20	at Minnesota
09/28	W 24-9	ATLANTA
10/05	W 34-0	KANSAS CITY
10/12	L 3-27	at Tampa Bay
10/19	W 30-7	NEW ORLEANS
10/26	W 27-23	ARIZONA
11/09	W 17-6	at Oakland
11/16	W 31-22	DETROIT
11/23	L 28-45	at Atlanta
11/30	W 35-31	at Green Bay
12/08	W 38-23	TAMPA BAY
12/14	W 30-10	DENVER
12/21	L 28-34OT	at New York Giants
12/28	W 33-31	at New Orleans
01/10	L 13-33	ARIZONA

## RUSHING

D. Williams	273	1515	5.5	69t	18
Stewart	184	836	4.5	41	10
St. Smith	5	40	8.0	23	0
Delhomme	20	21	1.1	12t	2
Hoover	9	18	2.0	5	0
Goings	9	10	1.1	4	0
McCown	4	-3	-8	0	0
<b>TEAM</b>	<b>504</b>	<b>2437</b>	<b>4.8</b>	<b>69t</b>	<b>30</b>
<b>OPPONENTS</b>	<b>432</b>	<b>1912</b>	<b>4.4</b>	<b>51</b>	<b>14</b>

## RECEIVING

St. Smith	78	1421	18.2	65t	6
Muhammad	65	923	14.2	60	5
D. Williams	22	121	5.5	25t	2
King	21	195	9.3	31	1
Rosario	18	209	11.6	24	1
Hackett	13	181	13.9	37	0
Jarrett	10	119	11.9	25	0
Stewart	8	47	5.9	15	0
Hoover	6	39	6.5	12	0
Goings	3	1	0.3	3	0
Jones	2	32	16.0	19	0
<b>TEAM</b>	<b>246</b>	<b>3288</b>	<b>13.4</b>	<b>65t</b>	<b>15</b>
<b>OPPONENTS</b>	<b>333</b>	<b>3617</b>	<b>10.9</b>	<b>69</b>	<b>19</b>

## INTERCEPTIONS

Beason	3	52	17.3	44	0
Gamble	3	23	7.7	19	0
Lucas	2	74	37.0	43	0
Godfrey	1	16	16.0	16	0
Harris	1	16	16.0	16	0
Marshall	1	11	11.0	11	0
Diggs	1	0	0.0	0	0
<b>TEAM</b>	<b>12</b>	<b>192</b>	<b>16.0</b>	<b>44</b>	<b>0</b>
<b>OPPONENTS</b>	<b>12</b>	<b>167</b>	<b>13.9</b>	<b>58</b>	<b>0</b>

## PUNTING

Baker	73	3217	44.1	37.4	5	30	63	3
<b>TEAM</b>	<b>76</b>	<b>3217</b>	<b>42.3</b>	<b>37.4</b>	<b>5</b>	<b>30</b>	<b>63</b>	<b>3</b>
<b>OPPONENTS</b>	<b>80</b>	<b>3671</b>	<b>45.9</b>	<b>37.7</b>	<b>10</b>	<b>18</b>	<b>63</b>	<b>0</b>

## PUNT RET.

Jones	39	20	443	11.4	55	0
Salley	1	0	0	0.0	0	0
St. Smith	1	0	10	10.0	10	0
Wesley	1	0	0	0.0	0	0
<b>TEAM</b>	<b>42</b>	<b>20</b>	<b>453</b>	<b>10.8</b>	<b>55</b>	<b>0</b>
<b>OPPONENTS</b>	<b>41</b>	<b>13</b>	<b>276</b>	<b>6.7</b>	<b>61t</b>	<b>1</b>

## KICKOFF RET.

Jones	40	958	24.0	59	0
Stewart	15	349	23.3	38	0
Rosario	2	26	13.0	18	0
Bridges	1	15	15.0	15	0
Hoover	1	12	12.0	12	0
King	1	12	12.0	12	0
<b>TEAM</b>	<b>60</b>	<b>1372</b>	<b>22.9</b>	<b>59</b>	<b>0</b>
<b>OPPONENTS</b>	<b>59</b>	<b>1292</b>	<b>21.9</b>	<b>46</b>	<b>0</b>

## DEFENSE

Beason	159	103	56	2	-	1	4
Davis	136	94	42	3	2	1	5
Gamble	103	83	20	1	1	2	20
Harris	80	55	25	-	2	1	3
Godfrey	78	46	32	-	1	2	7
Lucas	70	59	11	-	-	-	14
Peppers	63	41	22	29	5	-	7
Diggs	62	42	20	2	-	-	2
Marshall	61	51	10	6	-	-	4
Brayton	59	41	18	13	1	1	4
Lewis	48	36	12	11	2	1	5
Kemoatu	40	31	9	7	1	-	2
Johnson	30	20	10	19	1	1	7
Walker	12	8	4	1	-	-	1
Gibson	10	8	2	2	-	-	-
Johnson	7	7	0	1	1	-	-
Taylor	5	5	0	6	-	1	-
Wilson	3	3	-	-	-	-	1
Hayden	3	2	1	2	-	-	-
Anderson	3	2	1	1	-	-	-
Salley	1	1	-	-	-	-	-
Wesley	1	1	-	-	-	-	2

## SACKS

Player.....TOTAL	Marshall.....2
Peppers.....14.5	Diggs.....1
C. Johnson.....6	Godfrey.....1
Brayton.....4.5	Taylor.....1
Davis.....3.5	<b>TEAM.....37</b>
Lewis.....3.5	<b>OPPONENTS.....20</b>

## F.GOALS

Kasay	0/0	7/7	9/9	11/12	1/3
TEAM	0/0	7/7	9/9	11/12	1/3
OPPONENTS	1/1	8/8	7/7	7/9	1/3

Kasay: (44G,33G,30G,49G)(37G,45G)  
 (43G)(44G)(32G,43G)(20G)(39G,48G,28G)  
 (23G,50G)(54N,32G)(29G)(23G,21G)(1)(33G)  
 (39G,44G,42G)(50N)(45G,26G,34G,41N,42G)  
**Opponents:** (27G)(26G)(28G,32G)  
 (33G,44G,44G)(1)(37G,51N,49G)(1)(21G)  
 (38G,45G,58N)(40G,56G,27G)(23G)  
 (32G,44G,19G)(40N,20G)(43G,47N)(32G,35G)

## PANTHERS USUAL STARTERS

WR 89 Smith (14)	LE 96 Brayton (16)
LT 69 Gross (15)	LT 99 Kemoatu (14)
LG 70 Wharton (14)	RT 92 Lewis (15)
C 67 Kalil (12)	RE 90 Peppers (16)
RG 68 Vincent (14)	SLB 53 Diggs (16)
RT 79 Otah (12)	MLB 52 Beason (16)
TE 47 King (15)	WLB 58 Davis (16)
WR 87 Muhammad (15)	LCB 21 Lucas (16)
QB 17 Delhomme (16)	RCB 20 Gamble (16)
FB 45 Hoover (12)	SS 43 Harris (16)
RB 34 Williams (16)	FS 30 Godfrey (16)

## SCORE BY PERIODS

	1	2	3	4	OT	TOT
<b>TEAM</b>	<b>60</b>	<b>149</b>	<b>99</b>	<b>106</b>	<b>0</b>	<b>414</b>
<b>OPPONENTS</b>	<b>57</b>	<b>92</b>	<b>71</b>	<b>103</b>	<b>6</b>	<b>329</b>

## PASSING

Delhomme	414	246	3288	59.4	7.94	15	3.6	12	2.9	65t	20/130	84.7
<b>TEAM</b>	<b>414</b>	<b>246</b>	<b>3288</b>	<b>59.4</b>	<b>7.94</b>	<b>15</b>	<b>3.6</b>	<b>12</b>	<b>2.9</b>	<b>65t</b>	<b>20/130</b>	<b>84.7</b>
<b>OPPONENTS</b>	<b>557</b>	<b>333</b>	<b>3617</b>	<b>59.8</b>	<b>6.49</b>	<b>19</b>	<b>3.4</b>	<b>12</b>	<b>2.2</b>	<b>69</b>	<b>37/230</b>	<b>81.4</b>

# 2009 REGULAR SEASON STATISTICS

## WON 8, LOST 8

HEAD COACH JOHN FOX		
09/13	L 10-38	PHILADELPHIA
09/20	L 20-28	at Atlanta
09/28	L 7-21	at Dallas
10/11	W 20-17	WASHINGTON
10/18	W 28-21	at Tampa Bay
10/25	L 9-20	BUFFALO
11/01	W 34-21	at Arizona
11/08	L 20-30	at New Orleans
11/15	W 28-19	ATLANTA
11/19	L 17-24	MIAMI
11/29	L 6-17	at New York Jets
12/06	W 16-6	TAMPA BAY
12/13	L 10-20	at New England
12/20	W 26-7	MINNESOTA
12/27	W 41-9	at New York Giants
01/03	W 23-10	NEW ORLEANS

## 3rd NFC SOUTH

73,599
67,313
90,588
73,487
62,422
73,497
62,031
70,011
73,239
73,475
76,381
72,455
68,756
73,515
78,809
73,047

## RUSHING

	No	Yds	Avg	Long	TD
Stewart	221	1133	5.1	67	10
D. Williams	216	1117	5.2	77	7
Sutton	12	68	5.7	20	0
Delhomme	17	60	3.5	11	0
Hoover	20	52	2.6	18	1
Goodson	22	49	2.2	11	0
S. Smith	5	22	4.4	17	0
M. Moore	12	-3	-3.3	5	0
<b>TEAM</b>	<b>525</b>	<b>2498</b>	<b>4.8</b>	<b>77</b>	<b>18</b>
<b>OPPONENTS</b>	<b>450</b>	<b>1997</b>	<b>4.4</b>	<b>46</b>	<b>15</b>

## RECEIVING

	No	Yds	Avg	Long	TD
S. Smith	65	982	15.1	66	7
Muhammad	53	581	11.0	27	1
D. Williams	29	252	8.7	30	0
Rosario	26	313	12.0	26	2
King	25	200	8.0	32	3
Stewart	18	139	7.7	19	1
Jarrett	17	196	11.5	30	1
Barnidge	12	242	20.2	55	0
Sutton	6	62	10.3	13	0
K. Moore	6	59	9.8	22	0
Hoover	4	23	5.8	12	1
Goodson	2	15	7.5	13	0
C. Martin	1	6	6.0	6	0
<b>TEAM</b>	<b>264</b>	<b>3070</b>	<b>11.6</b>	<b>66</b>	<b>16</b>
<b>OPPONENTS</b>	<b>305</b>	<b>3249</b>	<b>10.7</b>	<b>63</b>	<b>14</b>

## INTERCEPTIONS

	No	Yds	Avg	Long	TD
Gamble	4	55	13.8	41	0
Marshall	4	47	11.8	28	0
Beason	3	46	15.3	18	0
S. Martin	3	35	11.7	23	0
C. Harris	3	3	1.0	3	0
T. Davis	2	24	12.0	24	0
Peppers	2	13	6.5	13	1
Godfrey	1	12	12.0	12	0
<b>TEAM</b>	<b>22</b>	<b>235</b>	<b>10.7</b>	<b>41</b>	<b>1</b>
<b>OPPONENTS</b>	<b>20</b>	<b>339</b>	<b>17.0</b>	<b>67</b>	<b>3</b>

## PUNTING

	No	Yds	Avg	Net	TD	Lg	B
Baker	76	3352	44.1	36.6	4	22	61
<b>TEAM</b>	<b>77</b>	<b>3352</b>	<b>43.5</b>	<b>36.6</b>	<b>4</b>	<b>22</b>	<b>61</b>
<b>OPPONENTS</b>	<b>74</b>	<b>3312</b>	<b>44.8</b>	<b>38.2</b>	<b>10</b>	<b>30</b>	<b>70</b>

## KICKOFF RET.

	No	Yds	Avg	Long	TD
Goodson	17	352	20.7	33	0
Sutton	14	302	21.6	32	0
K. Moore	10	219	21.9	55	0
King	3	37	12.3	14	0
Rosario	2	41	20.5	22	0
Stewart	2	17	8.5	17	0
Barnidge	1	16	16.0	16	0
Munnerlyn	1	15	15.0	15	0
Schwartz	1	16	16.0	16	0
<b>TEAM</b>	<b>51</b>	<b>1015</b>	<b>19.9</b>	<b>55</b>	<b>0</b>
<b>OPPONENTS</b>	<b>51</b>	<b>1267</b>	<b>24.8</b>	<b>97</b>	<b>1</b>

## PASSING

	Att	Cmp	Yds	Cmp%	Yd/Att	TD	TD%	Int	Int%	Lg	TK/LS	Rate
Delhomme	321	178	2015	55.5	6.28	8	2.5	18	5.6	52	23/187	59.4
M. Moore	138	85	1053	61.6	7.63	8	5.8	2	1.4	66	9/78	98.5
McCown	6	1	2	16.7	0.33	0	0.0	0	0.0	2	1/6	39.6
<b>TEAM</b>	<b>465</b>	<b>264</b>	<b>3070</b>	<b>56.8</b>	<b>6.60</b>	<b>16</b>	<b>3.4</b>	<b>20</b>	<b>4.3</b>	<b>66</b>	<b>33/271</b>	<b>70.5</b>
<b>OPPONENTS</b>	<b>495</b>	<b>305</b>	<b>3249</b>	<b>61.6</b>	<b>6.56</b>	<b>14</b>	<b>2.8</b>	<b>22</b>	<b>4.4</b>	<b>63</b>	<b>31/193</b>	<b>71.7</b>

## DEFENSE

	TOT	S	A	QP	FF	FR	PD
Beason	169	125	44	5	1	2	5
Marshall	81	63	18	-	2	2	6
Anderson	72	39	33	5	-	1	2
Davis	71	54	17	6	-	-	3
Harris	71	44	27	2	2	1	5
Gamble	70	56	14	-	-	-	9
Lewis	65	35	30	21	-	1	1
Brayton	62	39	23	14	1	1	1
Peppers	55	35	20	35	5	1	4
Godfrey	50	34	16	-	4	-	4
Diggs	46	32	14	3	1	-	1
Munnerlyn	43	35	8	-	1	1	2
Thomas	39	20	19	3	-	1	1
Hayden	31	16	15	1	-	-	-
Johnson	29	18	11	1	-	-	-
Johnson	28	18	10	12	3	-	6
Brown	25	15	10	16	2	-	2
Martin	20	15	5	-	-	-	2
Connor	19	10	9	1	-	1	-
Teal	15	12	3	-	-	1	-
Tyler	13	6	7	1	-	-	-
Leonard	11	5	6	-	-	-	-
Wilson	7	6	1	-	-	-	2
Wesley	6	5	1	1	-	-	4
Harris	2	0	2	-	-	-	-
Burton	1	0	1	1	-	-	-
Taylor	1	0	1	-	-	-	-

## SACKS

Player	TOTAL	Anderson
Peppers	10.5	Hayden
Brayton	5	Leonard
C. Johnson	4	Wesley
Beason	3	D. Lewis
Brown	2.5	<b>TEAM</b>
T. Davis	1.5	<b>OPPONENTS</b>

## F.GOALS

	1-19	20-29	30-39	40-49	50+
Kasay	0/0	7/7	9/10	5/6	1/4
<b>TEAM</b>	<b>0/0</b>	<b>7/7</b>	<b>9/10</b>	<b>5/6</b>	<b>1/4</b>
<b>OPPONENTS</b>	<b>1/1</b>	<b>7/7</b>	<b>4/7</b>	<b>7/11</b>	<b>0/1</b>

Kasay: (22G)(38G,50G)(43G)(52B)(43N,39N)(35G,31G)(32G,25G)(51B)(29G,33G,48G)(40G,28G)(23G,40G,23G)(53N,36G)(N38G,27G)(41G,39G,37G)  
 OPP: (49G,51B)(40N,24G,19G)(38G)(43N)(29G,22G) (1)(23G,25G,40G)(35G,24G,34N)(37G)(48N,47G)(21G,46G,36N,42N)(48G,47G)(39N)(40G)(35G)

## PANTHERS USUAL STARTERS

WR 89 Smith (16)	LE 90 Peppers (14)
LT 69 Gross (9)	LT 75 Thomas (12)
LG 70 Wharton (9)	RT 92 Lewis (16)
C 67 Kallil (16)	RE 96 Brayton (16)
RG 68 Vincent (16)	SLB 53 Diggs (11)
RT 79 Otah (13)	MLB 52 Beason (16)
TE 47 King (15)	WLB 58 Davis (7)
WR 87 Muhammad (13)	LCB 20 Gamble (16)
QB 17 Delhomme (11)	RCB 31 Marshall (16)
FB 45 Hoover (4)	SS 43 Harris (13)
RB 34 D. Williams (13)	FS 30 Godfrey (11)

## SCORE BY PERIODS

	1	2	3	4	OT	TOT
<b>TEAM</b>	<b>68</b>	<b>109</b>	<b>43</b>	<b>95</b>	<b>0</b>	<b>315</b>
<b>OPPONENTS</b>	<b>48</b>	<b>102</b>	<b>72</b>	<b>86</b>	<b>0</b>	<b>308</b>

# 2010 REGULAR SEASON STATISTICS

## WON 2, LOST 14

HEAD COACH JOHN FOX			4th NFC SOUTH
09/12	L	18-31	at New York Giants 77,245
09/19	L	7-20	TAMPA BAY 72,577
09/26	L	7-20	CINCINNATI 72,887
10/03	L	14-16	at New Orleans 70,016
10/10	L	6-23	CHICAGO 73,464
10/24	W	23-20	SAN FRANCISCO 72,741
10/31	L	10-20	at St. Louis 52,281
11/07	L	3-34	NEW ORLEANS 73,191
11/14	L	16-31	at Tampa Bay 44,264
11/21	L	13-37	BALTIMORE 73,021
11/28	L	23-24	at Cleveland 64,463
12/05	L	14-31	at Seattle 66,577
12/12	L	10-31	ATLANTA 71,235
12/19	W	19-12	ARIZONA 71,849
12/23	L	3-27	at Pittsburgh 61,748
01/02	L	10-31	at Atlanta 67,349

## STATISTIC

### TOTAL FIRST DOWNS

Rushing	78
Passing	125
Penalty	22
3rd Down: Made/Att	69/227
3rd Down Pct.	30.4
4th Down: Made/Att	10/23
4th Down Pct.	43.5

### POSSESSION AVG.

### TOTAL NET YARDS

Avg. Per Game	258.4
Total Plays	962
Avg. Per Play	4.3

### NET YARDS RUSHING

Avg. Per Game	115.4
Total Rushes	428

### NET YARDS PASSING

Avg. Per Game	143.1
Sacked/Yards Lost	50/346
Gross Yards	2635

Att./Completions	484/256
Completion Pct.	52.9
Had Intercepted	21

### PUNTS/AVERAGE

Net Punting Avg.	36.5
------------------	------

### PENALTIES/YARDS

FUMBLES/BALL LOST	31/16
-------------------	-------

### TOUCHDOWNS

Rushing	7
Passing	9
Returns	1

## RUSHING

	No	Yds	Avg	Long	TD
Stewart	178	770	4.3	48	2
Goodson	103	452	4.4	45	3
D. Williams	87	361	4.1	39t	1
Sutton	13	71	5.5	32	0
LaFell	1	60	60.0	60	0
Clausen	23	57	2.5	11	0
Moore	5	25	5.0	8	0
Fiammetta	7	22	3.1	11	0
Smith	1	9	9.0	9	0
Edwards	1	7	7.0	7	0
Vaughan	3	7	2.3	6	1
Senn	1	5	5.0	5	0
Gettis	3	2	0.7	19	0
Baker	1	0	0.0	0	0
Rosario	1	-2	-2.0	-2	0
TEAM	428	1846	4.3	60	7
OPPONENTS	503	1981	3.9	68t	20

## RECEIVING

	No	Yds	Avg	Long	TD
S. Smith	46	554	12.0	39	2
Goodson	40	310	7.8	32	0
LaFell	38	468	12.3	44	1
Gettis	37	508	13.7	88t	3
Rosario	32	264	8.3	26	0
King	19	121	6.4	16t	2
Sutton	12	70	5.8	14	0
D. Williams	11	61	5.5	14	0
Stewart	8	103	12.9	55t	1
Clowney	6	102	17.0	31	0
Fiammetta	5	34	6.8	11	0
Jarrett	2	40	20.0	21	0
TEAM	256	2635	10.3	88t	9
OPPONENTS	326	3617	11.1	56t	19

## INTERCEPTIONS

	No	Yds	Avg	Long	TD
Godfrey	5	112	22.4	38	0
Marshall	3	91	30.3	66	0
Munnerlyn	3	37	12.3	37t	1
S. Martin	1	34	34.0	34	0
Beason	1	7	7.0	7	0
E. Johnson	1	5	5.0	5	0
Anderson	1	1	1.0	1	0
E. Brown	1	0	0.0	0	0
Pugh	1	-2	-2.0	-2	0
TEAM	17	285	16.8	66	1
OPPONENTS	21	270	12.9	34	5

## PUNTING

	No	Yds	Avg	Net	TB	I20	Lg	B
Goodson	95	4097	43.1	36.5	7	22	60	0
TEAM	95	4097	43.1	36.5	7	22	60	0
OPPONENTS	75	3309	43.5	36.5	8	26	63	1

## KICKOFF RET.

	No	Yds	Avg	Long	TD
Goodson	48	1048	21.8	46	0
Pugh	9	218	24.2	32	0
Gettis	8	145	18.1	28	0
Thomas	3	63	21.0	26	0
Munnerlyn	2	87	43.5	64	0
Sutton	2	30	15.0	18	0
Norwood	1	17	17.0	17	0
King	1	11	11.0	11	0
TEAM	74	1619	21.9	64	0
OPPONENTS	45	1064	23.6	84	0

## DEFENSE

	TOT	S	A	QP	FF	FR	PD
Beason	162	102	60	2	1	-	8
Anderson	154	95	59	10	2	3	3
Godfrey	104	71	33	4	-	-	4
Marshall	91	75	16	1	1	1	5
S. Martin	90	57	33	3	2	1	5
C. Johnson	73	57	16	27	1	-	3
Landri	63	32	31	6	-	1	1
Connor	60	34	26	4	-	-	1
Hayden	51	23	28	2	-	-	1
Munnerlyn	47	41	6	-	1	-	10
Gamble	42	30	12	-	-	-	8
E. Brown	34	21	13	8	1	-	-
Harris	34	18	16	1	-	1	-
Brayton	33	22	11	14	-	2	2
Hardy	29	17	12	9	2	-	2
E. Johnson	27	13	14	2	-	-	1
Neblett	18	8	10	1	-	-	-
Jas. Williams	15	11	4	1	1	1	2
Pugh	12	6	7	1	-	-	2
Senn	8	4	4	-	-	-	-
Wilson	8	5	3	-	-	1	1
McClain	7	6	1	-	-	-	1
Norwood	6	1	5	-	1	-	-
Irvin	5	3	2	-	-	-	-
Hudson	4	3	1	1	-	-	2
Leonard	3	2	1	-	-	-	-

## SACKS

	TOTAL	Beason
Player	11.5	1
C. Johnson	11.5	1
Anderson	3.5	1
E. Brown	3.5	1
Hardy	3	1
Landri	3	1
Harris	1.5	1
TEAM	31	
OPPONENTS	50	

## F.GOALS

	1-19	20-29	30-39	40-49	50+
Kasay	0/0	9/9	2/2	11/14	3/4
TEAM	0/0	9/9	2/2	11/14	3/4
OPPONENTS	0/0	9/9	13/13	5/7	2/3

Kasay: (21G, 52G, 43G) ( ) ( ) ( ) (24G, 51N, 53G), (47G, 55G), 37G) (44G) (20G, 40N) (46G, 28G, 48G), (45G, 40G) (43G, 42G, 46N, 43G, 42N) ( ) (36G) (28G, 29G, 24G, 43G) (27G) (23G)

OPP: (32G) (24G, 33G) (33G, 50G) (32G, 32G, 25G) (28G, 53G, 43G) (24G, 38G) (51N, 33G, 41G) (31G, 36G) (32G) (22G, 33G, 49G) (41G) (24G, 47N) (39G) (23G, 30G) (26G, 29G, 41N) (47G)

## PANTHERS USUAL STARTERS

WR 89	Smith (14)	LE 96	Brayton (14)
LT 69	Gross (16)	LT 98	Hayden (10)
LG 70	Wharton (9)	RT 61	Landri (16)
C 67	Kali (16)	RE 95	Johnson (16)
RG 74	Schwartz (11)	SLB 50	Anderson (15)
RT 65	G. Williams (11)	MLB 55	Connor (8)
TE 47	King (16)	52	Beason (8)
WR 12	Gettis (13)	WLB 52	Beason (8)
QB 2	Clausen (10)	LCB 20	Gamble (10)
FB 42	Fiammetta (9)	RCB 31	Marshall (16)
RB 28	Stewart (7)	SS 30	Godfrey (16)
		FS 23	Martin (15)

## SCORE BY PERIODS

	1	2	3	4	OT	TOT
TEAM	35	67	52	42	0	196
OPPONENTS	114	111	74	109	0	408

## PASSING

	Att	Cmp	Yds	Cmp%	Yd/Att	TD	TD%	Int	Int%	Lg	TK/LS	Rate
Clausen	299	157	1558	52.5	5.21	3	1.0	9	3.0	55t	33/223	58.4
Moore	143	79	857	55.2	5.99	5	3.5	10	7.0	39	13/90	55.6
St. Pierre	28	13	173	46.4	6.18	1	3.6	2	7.1	88t	3/23	48.6
Pike	12	6	47	50.0	3.92	0	0.0	0	0.0	22	1/10	60.1
Edwards	1	1	0	100.0	0.00	0	0.0	0	0.0	0	0/0	79.2
LaFell	1	0	0	0.00	0.00	0	0.0	0	0.0	0	0/0	39.6
TEAM	484	256	2635	52.9	5.44	9	1.9	21	4.3	88t	50/346	57.0
OPPONENTS	526	326	3617	62.0	6.88	19	3.6	17	3.2	56t	31/224	81.0

# 2011 REGULAR SEASON STATISTICS

## WON 6, LOST 10

HEAD COACH RON RIVERA			
09/11	L	21-28	at Arizona
09/18	L	23-30	GREEN BAY
09/25	W	16-10	JACKSONVILLE
10/02	L	29-34	at Chicago
10/09	L	27-30	NEW ORLEANS
10/16	L	17-31	at Atlanta
10/23	W	33-20	WASHINGTON
10/30	L	21-24	MINNESOTA
11/13	L	3-30	TENNESSEE
11/20	L	35-49	at Detroit
11/27	W	27-19	at Indianapolis
12/04	W	38-19	at Tampa Bay
12/11	L	23-31	ATLANTA
12/18	W	28-13	at Houston
12/24	W	48-16	TAMPA BAY
01/01	L	17-45	at New Orleans

## 3rd NFC SOUTH

60,627
73,167
71,704
62,135
72,679
69,047
73,245
72,095
72,409
63,633
63,928
56,270
72,680
70,363
73,065

## RUSHING

	No	Yds	Avg	Long	TD
D. Williams	155	836	5.4	74t	7
Stewart	142	761	5.4	32	4
Newton	126	706	5.6	49t	14
S. Smith	6	56	9.3	23	0
Vaughan	7	24	3.4	9	0
Brockel	3	12	4.0	7t	1
Felton	3	10	3.3	4	0
A. Edwards	1	5	5.0	5	0
D. Anderson	2	-2	-1.0	-1	0
<b>TEAM</b>	<b>445</b>	<b>2408</b>	<b>5.4</b>	<b>74t</b>	<b>26</b>
<b>OPPONENTS</b>	<b>451</b>	<b>2093</b>	<b>4.6</b>	<b>46</b>	<b>18</b>

## RECEIVING

	No	Yds	Avg	Long	TD
S. Smith	79	1394	17.6	77t	7
Stewart	47	413	8.8	26	1
Olsen	45	540	12.0	44t	5
Naanee	44	467	10.6	28	1
Shockey	37	455	12.3	29	4
LaFell	36	613	17.0	91t	3
D. Williams	16	135	8.4	32	0
Brockel	3	13	4.3	5	0
Felton	2	24	12.0	17	0
Newton	1	27	27.0	27	0
Ajirotutu	1	4	4.0	4	0
Goodson	1	4	4.0	4	0
<b>TEAM</b>	<b>312</b>	<b>4089</b>	<b>13.1</b>	<b>91t</b>	<b>21</b>
<b>OPPONENTS</b>	<b>318</b>	<b>4119</b>	<b>13.0</b>	<b>84t</b>	<b>28</b>

## INTERCEPTIONS

	No	Yds	Avg	Long	TD
Gamble	3	43	14.3	24	0
Martin	3	16	5.3	15	0
Godfrey	2	30	15.0	21	0
J. Anderson	2	5	2.5	5	0
Stanford	1	53	53.0	53	0
Senn	1	21	21.0	21	0
Nelson	1	20	20.0	20	0
Keiser	1	9	9.0	9	0
<b>TEAM</b>	<b>14</b>	<b>197</b>	<b>14.1</b>	<b>53</b>	<b>0</b>
<b>OPPONENTS</b>	<b>17</b>	<b>229</b>	<b>13.5</b>	<b>49</b>	<b>1</b>

## PUNTING

	No	Yds	Avg	Net	TB	I20	Lg	B
Baker	66	2819	42.7	34.1	5	19	56	0
<b>TEAM</b>	<b>66</b>	<b>2819</b>	<b>42.7</b>	<b>34.1</b>	<b>5</b>	<b>19</b>	<b>56</b>	<b>0</b>
<b>OPPONENTS</b>	<b>52</b>	<b>2248</b>	<b>43.2</b>	<b>37.9</b>	<b>5</b>	<b>15</b>	<b>64</b>	<b>0</b>

## KICKOFF RET.

	No	Yds	Avg	Long	TD
Pilares	23	590	25.7	101t	1
Goodson	11	250	22.7	31	0
A. Edwards	3	35	11.7	17	0
Pugh	2	51	25.5	28	0
Brockel	0	0	—	—	0
<b>TEAM</b>	<b>39</b>	<b>926</b>	<b>23.7</b>	<b>101t</b>	<b>1</b>
<b>OPPONENTS</b>	<b>30</b>	<b>811</b>	<b>27.0</b>	<b>78</b>	<b>0</b>

## PUNT RET.

	Ret	FC	Yds	Avg	Long	TD
A. Edwards	32	9	176	5.5	17	0
<b>TEAM</b>	<b>32</b>	<b>9</b>	<b>176</b>	<b>5.5</b>	<b>17</b>	<b>0</b>
<b>OPPONENTS</b>	<b>35</b>	<b>15</b>	<b>466</b>	<b>13.3</b>	<b>89t</b>	<b>3</b>

## PASSING

	Att	Cmp	Yds	Cmp%	Yd/Att	TD	TD%	Int	Int%	Lg	TK/LS	Rate
Newton	517	310	4051	60.0	7.84	21	4.1	17	3.3	91t	35/260	84.5
A. Edwards	1	1	11	100.0	11.00	0	0.0	0	0.0	11	0/0	112.5
Naanee	1	1	27	100.0	27.00	0	0.0	0	0.0	27	0/0	118.8
<b>TEAM</b>	<b>519</b>	<b>312</b>	<b>4089</b>	<b>60.0</b>	<b>7.88</b>	<b>21</b>	<b>4.0</b>	<b>17</b>	<b>3.3</b>	<b>91t</b>	<b>35/260</b>	<b>84.8</b>
<b>OPPONENTS</b>	<b>490</b>	<b>318</b>	<b>4119</b>	<b>64.9</b>	<b>8.41</b>	<b>28</b>	<b>5.7</b>	<b>14</b>	<b>2.9</b>	<b>84t</b>	<b>31/170</b>	<b>98.3</b>

## DEFENSE

	TOT	S	A	QP	FF	FR	PD
Anderson	174	105	69	1	-	3	7
Godfrey	100	63	37	-	1	-	5
Connor	87	53	34	-	1	-	-
Senn	73	52	21	1	2	-	1
Martin	62	39	23	1	-	-	6
Munnerlyn	55	36	19	1	1	1	7
Gamble	51	37	14	-	-	-	10
Hardy	50	38	12	17	2	-	11
Johnson	39	25	14	14	1	-	2
Gaither	36	24	12	-	-	-	-
Butler	29	26	3	-	-	-	9
Applewhite	21	17	4	4	1	-	1
Neblett	21	15	6	-	-	2	-
J. Williams	21	13	8	-	1	-	-
McClain	20	14	6	4	-	1	-
Stanford	20	10	10	-	-	-	-
Davis	17	8	9	2	-	1	-
Pugh	16	12	4	-	-	-	2
Fua	15	11	4	1	-	-	-
Fields	11	6	5	1	-	-	-
Kearse	11	9	2	-	-	-	1
Nelson	11	8	3	-	-	-	-
T. Williams	11	5	6	-	-	-	4
Keiser	9	8	1	1	-	-	-
Norwood	7	5	2	1	-	-	-
Pressley	5	3	2	-	-	-	1
Hogan	4	1	3	-	-	-	-
Nwagbue	4	2	2	-	-	-	-
Shirley	4	2	2	3	1	-	-
Beason	3	3	0	-	-	-	-
Phillips	3	2	1	-	-	-	-
Hines	1	1	0	-	-	-	-
Selvie	1	1	0	1	-	-	-

## SACKS

Player	TOTAL	J. Anderson
Johnson	9.0	1.0
Hardy	4.0	1.0
Keiser	4.0	1.0
Neblett	2.5	0.5
Shirley	2.5	31.0
Applewhite	2.0	35.0
Munnerlyn	2.0	

## FIELD GOALS

	1-19	20-29	30-39	40-49	50+
Mare	1/1	7/7	6/9	8/9	0/2
<b>TEAM</b>	<b>1/1</b>	<b>7/7</b>	<b>6/9</b>	<b>8/9</b>	<b>0/2</b>
<b>OPPONENTS</b>	<b>1/1</b>	<b>5/5</b>	<b>10/11</b>	<b>9/12</b>	<b>2/2</b>

Mare: ( ) (20G, 33G, 21G) (35G, 32G) (29G, 39G, 34B, 38G, 52W) ( ) (42G) (20G, 45G, 45G, 40G) (31N) (50N, 29G) (27G, 31G) (40G, 45B, 41G) (43G) (36N) ( ) (21G, 19G) (41G) (36N) (37G, 19G, 34G) (53G) (20G, 24G) (23G, 46G, 37G) (24G) (31G, 49G) (45N, 31G) (38G, 36G, 49G) ( ) (43G, 31G) (50G, 47G, 46G, 44G) (30G, 46N)

## PANTHERS USUAL STARTERS

WR 89 Smith (16)	DE 76 Hardy (16)
TE 80 Shockey (13)	DT 97 McClain (12)
LT 69 Gross (15)	NT 94 Fua (11)
LG 70 Wharton (15)	DE 95 Johnson (15)
C 67 Kallil (16)	SLB 50 Anderson (14)
RG 63 Hangartner (16)	MLB 55 Connor (11)
RT 77 Bell (12)	WLB 57 Senn (6)
TE 88 Olsen (13)	CB 20 Gamble (16)
WR 17 Naanee (10)	CB 41 Munnerlyn (14)
QB 1 Newton (16)	SS 30 Godfrey (14)
RB 34 D. Williams (14)	FS 23 Martin (16)

TOT S A QP FF FR PD

2021 CAROLINA PANTHERS



# 2013 REGULAR SEASON STATISTICS

## WON 12, LOST 4

HEAD COACH RON RIVERA			
09/08	L	7-12	at Seattle 73,294
09/15	L	23-24	at Buffalo 67,819
09/22	W	38-0	NEW YORK GIANTS 73,748
10/06	L	6-22	at Arizona 60,426
10/13	W	35-10	at Minnesota 63,963
10/20	W	30-15	ST. LOUIS 72,686
10/27	W	31-13	at Tampa Bay 59,073
11/03	W	34-10	ATLANTA 73,720
11/10	W	10-9	at San Francisco 69,732
11/18	W	24-20	NEW ENGLAND 74,225
11/24	W	20-16	at Miami 60,156
12/01	W	27-6	TAMPA BAY 72,795
12/08	L	13-31	at New Orleans 73,089
12/15	W	30-20	NEW YORK JETS 73,251
12/22	W	17-13	NEW ORLEANS 73,825
12/29	W	21-20	at Atlanta 70,427

## NFC DIVISIONAL PLAYOFF

01/12	L	10-23	SAN FRANCISCO 73,784
-------	---	-------	----------------------

## STATISTIC

STATISTIC	CAR.	OPP.
<b>TOTAL FIRST DOWNS</b>	319	278
Rushing	122	70
Passing	169	178
Penalty	28	30
3rd Down: Made/Att	91/208	76/212
3rd Down Pct.	43.8	35.8
4th Down: Made/Att	10/13	3/11
4th Down Pct.	76.9	27.3
<b>POSSESSION AVG.</b>	31:54	28:06
<b>TOTAL NET YARDS</b>	5069	4820
Avg. Per Game	316.8	301.3
Total Plays	999	975
Avg. Per Play	5.1	4.9
<b>NET YARDS RUSHING</b>	2026	1391
Avg. Per Game	126.6	86.9
Total Rushes	483	352
<b>NET YARDS PASSING</b>	3043	3429
Avg. Per Game	190.2	214.3
Sacked/Yards Lost	43/336	60/242
Gross Yards	3379	3853
Att./Completions	473/292	563/375
Completion Pct.	61.7	66.6
Had Intercepted	13	20
<b>PUNTS/AVERAGE</b>	70/47.8	73/45.5
Net Punting Avg.	70/41.6	73/40.6
<b>PENALTIES/YARDS</b>	80/671	84/753
<b>FUMBLES/BALL LOST</b>	12/6	17/10
<b>TOUCHDOWNS</b>	42	21
Rushing	14	4
Passing	24	17
Returns	4	0

## SCORING

Gano	0	0	0	42/42	24/27	0	0	114
Tolbert	7	5	2	0	0	0	0	42
Newton	6	6	0	0	0	0	0	36
Olsen	6	0	6	0	0	0	0	36
Ginn	5	0	5	0	0	0	0	30
LaFell	5	0	5	0	0	0	0	30
S. Smith	4	0	4	0	0	0	0	24
D. Williams	4	3	1	0	0	0	0	24
Munnerlyn	2	0	2	0	0	0	0	12
Florence	1	0	0	1	0	0	0	6
Hixon	1	0	1	0	0	0	0	6
White	1	0	0	1	0	0	0	6
TEAM	42	14	24	42/42	24/27	0	0	366
OPPONENTS	21	4	17	19/19	30/34	1	2	241

## SCORE BY PERIODS

	1	2	3	4	OT	TOT
<b>TEAM</b>	64	115	86	101	0	366
<b>OPPONENTS</b>	31	79	54	77	0	241

## RUSHING

D. Williams	201	843	4.2	43t	3
Newton	111	585	5.3	56	6
Tolbert	101	361	3.6	22	5
Stewart	48	180	3.8	16	0
Ginn	4	29	7.3	14	0
LaFell	2	15	7.5	9	0
Barner	6	7	1.2	2	0
A. Smith	4	5	1.3	5	0
Brockel	1	1	1.0	1	0
Anderson	5	0	0.0	2	0
TEAM	483	2026	4.2	56	14
OPPONENTS	352	1391	4.0	46	4

## RECEIVING

Olsen	73	816	11.2	31	6
S. Smith	64	745	11.6	44	4
LaFell	49	627	12.8	79t	5
Ginn	36	556	15.4	47t	5
Tolbert	27	184	6.8	18	2
D. Williams	26	333	12.8	72t	1
Hixon	7	55	7.9	14t	1
Stewart	7	44	6.3	16	0
Barner	2	7	3.5	5	0
Brockel	1	12	12.0	12	0
TEAM	292	3379	11.6	79t	24
OPPONENTS	375	3853	10.3	73	17

## INTERCEPTIONS

Mitchell	4	63	15.8	38	0
Kuechly	4	33	8.3	30	0
Lester	3	5	1.7	5	0
Munnerlyn	2	86	43.0	45t	2
Florence	2	40	20.0	38t	1
White	2	9	4.5	8t	1
Davis	2	-2	-1.0	0	0
Thomas	1	0	0.0	0	0
TEAM	20	234	11.7	45t	4
OPPONENTS	13	204	15.7	43	0

## PUNTING

Nortman	70	3344	47.8	41.6	5	25	72	0
TEAM	70	3344	47.8	41.6	5	25	72	0
OPPONENTS	73	3321	45.5	40.6	2	19	69	1

## KICKOFF RET.

Ginn	25	595	23.8	38	0
Barner	2	17	8.5	17	0
Blackburn	1	0	0.0	0	0
TEAM	28	612	21.9	38	0
OPPONENTS	18	407	22.6	34	0

## PUNT RET.

Ginn	26	26	316	12.2	41	0
Brockel	1	0	0	0.0	0	0
Florence	1	0	0	0.0	0	0
LaFell	1	0	0	0.0	0	0
Thomas	1	0	0	0.0	0	0
TEAM	30	26	316	10.5	41	0
OPPONENTS	36	13	335	9.3	23	0

## PASSING

	Att	Cmp	Yds	Cmp%	Yd/Att	TD	TD%	Int	Int%	Lg	TK/LS	Rate
Newton	473	292	3379	61.7	7.14	24	5.1	13	2.7	79t	43/336	88.8
<b>TEAM</b>	473	292	3379	61.7	7.14	24	5.1	13	2.7	79t	43/336	88.8
<b>OPPONENTS</b>	563	375	3853	66.6	6.84	17	3.0	20	3.6	73	60/424	81.4

## DEFENSE

Kuechly	176	115	61	2	-	-	5
Davis	151	111	40	7	1	-	8
Munnerlyn	86	60	26	3	1	1	13
Mitchell	74	53	21	1	2	-	5
Hardy	67	51	16	38	1	-	1
Mikell	62	41	21	2	2	1	4
Lotulelei	47	35	12	11	-	-	-
White	45	39	6	-	1	-	4
Johnson	33	24	9	21	1	1	-
Short	33	21	12	21	1	1	-
Blackburn	28	20	8	1	-	-	-
Thomas	28	22	6	-	-	-	2
Florence	26	22	4	-	-	-	4
Klein	24	16	8	-	-	-	-
Lester	21	15	6	-	-	1	4
D. Edwards	20	13	7	15	-	2	-
Cole	19	13	6	3	-	-	-
Addison	14	8	6	15	1	1	-
Beason	10	10	0	-	-	-	-
Alexander	12	9	3	5	-	1	2
Godfrey	9	8	1	-	-	-	2
Horton	8	7	1	1	-	-	-
Moore	5	3	2	-	-	-	-
Norman	5	5	0	-	-	-	-
Dockery	3	3	0	-	-	-	1
Jones	1	1	0	-	-	-	-
Senn	1	0	1	-	-	-	-
Fua	0	0	0	1	-	-	-

## SACKS

Player.....	TOTAL	Kuechly.....	2.0
Hardy.....	15.0	Short.....	1.5
Johnson.....	11.0	Alexander.....	1.0
Davis.....	4.0	Cole.....	1.0
Mitchell.....	3.5	Godfrey.....	1.0
Munnerlyn.....	3.5	(GROUP).....	1.0
D. Edwards.....	3.0	<b>TEAM.....</b>	<b>60.0</b>
Lotulelei.....	3.0	<b>OPPONENTS.....</b>	<b>43.0</b>
Mikell.....	3.0		
Addison.....	2.5		
Horton.....	2.0		
Klein.....	2.0		

## FIELD GOALS

	1-19	20-29	30-39	40-49	50+
Gano	0/0	9/9	4/5	5/7	6/6
<b>TEAM</b>	0/0	9/9	4/5	5/7	6/6
<b>OPPONENTS</b>	1/1	10/10	3/4	11/13	5/6

Gano: ( ) (27G, 25G, 39G) (53G) (22G, 51G) ( ) (37G, 31G, 50G) (29G) (55G, 20G) (48N, 53G) (43G) (35S, 52G, 46G) (23G, 22G) (45G, 24G, 49N) (35G, 22G, 40G) (40G) ( )  
 OPP: (27G, 40G) (42N, 55G, 20G, 48G) (38N) (42G, 50G) (22G) (28G, 42G) (47G, 48G) (28G) (53G, 43G, 25G) (42G, 26G) (32G, 47G, 23G, 53N) (27G, 53G, 48N) (19G) (54G, 33G) (40G, 24G) (42G, 37G)

## PANTHERS USUAL STARTERS

WR 89 Smith (15)	DE 95 Johnson (14)
LT 69 Gross (16)	DT 91 Cole (13)
LG 70 Wharton (12)	NT 98 Lotulelei (16)
C 67 Kalil (16)	DE 76 Hardy (13)
RG 75 Scott (7)	SLB 58 Davis (16)
RT 77 Bell (14)	MLB 59 Kuechly (16)
TE 88 Olsen (16)	WLB 93 Blackburn (7)
WR 11 LaFell (16)	LCB 23 White (10)
QB 1 Newton (16)	RCB 41 Munnerlyn (16)
FB 35 Tolbert (13)	SS 27 Mikell (12)
RB 34 D. Williams (15)	FS 21 Mitchell (14)

# 2014 REGULAR SEASON STATISTICS

## WON 7, LOST 8, TIED 1

## 1st NFC SOUTH

HEAD COACH RON RIVERA

09/07	W	20-14	at Tampa Bay	62,442
09/14	W	24-7	DETROIT	73,586
09/21	L	19-37	PITTSBURGH	73,945
09/28	L	10-38	at Baltimore	71,218
10/05	W	31-24	CHICAGO	73,659
10/12	T	37-37 OT	at Cincinnati	57,053
10/19	L	17-38	at Green Bay	78,106
10/26	L	9-13	SEATTLE	74,042
10/30	L	10-28	NEW ORLEANS	73,663
11/10	L	21-45	at Philadelphia	69,596
11/16	L	17-19	ATLANTA	73,314
11/30	L	13-31	at Minnesota	52,016
12/07	W	41-10	at New Orleans	73,006
12/14	W	19-17	TAMPA BAY	72,842
12/21	W	17-13	CLEVELAND	73,810
12/28	W	34-3	at Atlanta	71,015

## NFC WILD CARD PLAYOFF

01/13	W	27-16	ARIZONA	71,849
-------	---	-------	---------	--------

## NFC DIVISIONAL PLAYOFF

01/10	L	17-31	at Seattle	68,524
-------	---	-------	------------	--------

## STATISTIC

## CAR.

## OPP.

TOTAL FIRST DOWNS	347	309
Rushing	117	91
Passing	199	193
Penalty	31	25
3rd Down: Made/Att	93/222	89/210
3rd Down Pct.	41.9	42.4
4th Down: Made/Att	6/10	5/11
4th Down Pct.	60.0	45.5
POSSESSION AVG.	31:47	28:13
TOTAL NET YARDS	5547	5437
Avg. Per Game	346.7	339.8
Total Plays	1060	999
Avg. Per Play	5.2	5.4
NET YARDS RUSHING	2036	1792
Avg. Per Game	127.3	112.0
Total Rushes	473	397
NET YARDS PASSING	3511	3645
Avg. Per Game	219.4	227.8
Sacked/Yards Lost	42/317	40/268
Gross Yards	3828	3913
Att./Completions	545/327	562/364
Completion Pct.	60.0	64.8
Had Intercepted	12	14
PUNTS/AVERAGE	74/43.7	72/45.8
Net Punting Avg.	74/36.5	72/40.8
PENALTIES/YARDS	83/756	97/760
FUMBLES/BALL LOST	25/11	28/12
TOUCHDOWNS	36	44
Rushing	10	14
Passing	23	25
Returns	3	5

## SCORING

	TD	Ru	Pa	Rt	PAT	FG	2	S	PT
Gano	0	0	0	0	34/34	29/35	0	0	121
Benjamin	9	0	0	0			0	0	54
Olsen	6	0	6	0			0	0	36
Newton	5	5	0	0			0	0	30
Stewart	4	3	1	0			0	0	24
Brown	3	0	2	1			0	0	18
Whittaker	2	1	1	0			0	0	12
Cotchery	1	0	1	0			1	0	8
Avant	1	0	1	0			0	0	6
Bersin	1	0	1	0			0	0	6
Boston	1	0	1	0			0	0	6
Dickson	1	0	1	0			0	0	6
Harper	1	0	1	0			0	0	6
Ogbonnaya	1	1	0	0			0	0	6
TEAM	36	10	23	3	34/34	29/35	1	0	339
OPPONENTS	44	14	25	5	44/44	22/28	0	0	374

## SCORE BY PERIODS

	1	2	3	4	OT	TOT
TEAM	66	76	79	115	3	339
OPPONENTS	76	121	71	103	3	374

## RUSHING

	No	Yds	Avg	Long	TD
Stewart	175	809	4.6	69t	3
Newton	103	539	5.2	22	5
D. Williams	62	219	3.5	17	0
Whittaker	32	145	4.5	17	1
Brown	8	95	11.9	28	0
Reaves	31	78	2.5	9	0
Tolbert	37	78	2.1	15	0
Ogbonnaya	14	50	3.6	9	1
Anderson	8	24	3.0	8	0
Avant	1	1	1.0	1	0
Poole	1	0	0.0	0	0
Presley	1	-2	-2.0	-2	0
TEAM	473	2036	4.3	69T	10
OPPONENTS	397	1792	4.5	89T	14

## RECEIVING

	No	Yds	Avg	Long	TD
Olsen	84	1008	12.0	38	6
Benjamin	73	1008	13.8	51	9
Cotchery	48	580	12.1	47	1
Stewart	25	181	7.2	22	1
Brown	21	296	14.1	47t	2
Avant	21	201	9.6	22	1
Bersin	13	151	11.6	29	2
Tolbert	12	93	7.8	18	0
Dickson	10	115	11.5	34	1
Whittaker	5	60	12.0	26t	1
D. Williams	5	44	8.8	30	0
Reaves	5	31	6.2	16	0
B. Williams	4	44	11.0	16	0
Webb	1	16	16.0	16	0
TEAM	327	3828	11.7	51	23
OPPONENTS	364	3913	10.8	81T	25

## INTERCEPTIONS

	No	Yds	Avg	Long	TD
Harper	4	43	10.8	31t	1
Cason	2	81	40.5	80	0
Norman	2	60	30.0	33	0
Boston	1	84	84.0	84t	1
DeCoud	1	35	35.0	35	0
Edwards	1	24	24.0	24	0
White	1	23	23.0	23	0
Benwikere	1	0	0.0	0	0
Kuechly	1	0	0.0	0	0
TEAM	14	350	25.0	84T	2
OPPONENTS	12	158	13.2	34T	1

## FIELD GOALS

	1-19	20-29	30-39	40-49	50+
Gano	0/0	7/7	12/13	9/12	1/3
TEAM	0/0	7/7	12/13	9/12	1/3
OPPONENTS	0/0	4/4	8/10	9/12	1/2

Gano: (28G, 48N, 33G) (29G, 53G, 38G) (40G, 40G) (37G) (44G) (39G, 38N, 44G, 36G) (33G) (31G, 26G, 46G) (31G) ( ) (23G, 46N, 63B) (30G, 35G) (37G, 41G) (29G, 49G, 50N, 38G, 45G) (49N, 23G) (21G, 48G) ( ) (49N, 49N) (42G, 24G, 45G) (57N, 30G) (35N, 45G) (44G, 38G, 42G, 36N) (34G) (58G, 29G) ( ) (39G) (34G, 42G, 26G, 44G) (39G) (37G, 42N) (48G) (43G, 31G) (21G)

## PASSING

	Att	Cmp	Yds	Cmp%	Yd/Att	TD	TD%	Int	Int%	Lg	TK/LS	Rate
Newton	448	262	3127	58.5	6.98	18	4.0	12	2.7	51	38/300	82.1
Anderson	97	65	701	67.0	7.23	5	5.2	0	0.0	35t	4/17	105.2
TEAM	545	327	3828	60.0	7.02	23	4.2	12	2.2	51	42/317	86.2
OPPONENTS	562	364	3913	64.8	6.96	25	4.4	14	2.5	81T	40/268	89.5

## DEFENSE

	TOT	S	A	QP	FF	FR	PD
Kuechly	166	124	42	2	1	1	12
Davis	129	92	37	9	2	-	5
Harper	57	42	15	-	-	-	8
Cason	55	48	7	-	4	1	4
DeCoud	46	28	18	-	-	-	2
Klein	44	37	7	-	-	-	-
Johnson	43	33	10	44	3	1	2
Edwards	39	27	12	15	-	-	1
Benwikere	38	28	10	2	1	2	7
Norman	38	32	6	-	1	1	11
Short	38	28	10	12	1	2	2
White	35	27	8	-	-	-	4
Cole	26	13	13	3	-	1	-
Lotulelei	27	23	4	7	-	-	1
Horton	26	17	9	8	1	-	1
Boston	24	19	5	-	-	-	2
Addison	21	13	8	18	1	2	-
Jones	20	19	1	-	1	-	4
Godfrey	18	14	4	-	-	-	-
Ealy	12	9	3	9	1	-	-
Blackburn	11	8	3	1	-	-	-
Dockery	10	9	1	-	-	-	-
Glanton	10	6	4	-	1	-	-
Hardy	3	3	0	1	1	-	-
Alexander	1	1	0	2	-	-	-
Byndom	1	1	0	-	-	-	-
Jacobs	1	1	0	-	-	-	-
Lester	1	1	0	-	-	-	-
J. Williams	1	1	0	-	-	-	-

## PUNTING

	No	Yds	Avg	Net	TB120	Lg	B
Nortman	72	3236	44.9	36.5	5	26	72
TEAM	74	3236	43.7	36.5	5	26	72
OPPONENTS	72	3297	45.8	40.8	6	24	64

## KICKOFF RET.

	No	Yds	Avg	Long	TD
Brown	12	273	22.8	35	0
Whittaker	11	262	23.8	46	0
Bersin	7	167	23.9	49	0
B. Williams	3	36	12.0	19	0
Webb	2	53	26.5	27	0
Folkerts	1	12	12.0	12	0
Tolbert	1	2	2.0	2	0
TEAM	37	805	21.8	49	0
OPPONENTS	18	584	32.4	97	0

## PUNT RET.

	Ret	FC	Yds	Avg	Long	TD
Brown	16	6	153	9.6	79t	1
Bersin	14	20	86	6.1	18	0
TEAM	30	26	239	8.0	79T	1
OPPONENTS	28	20	435	15.5	65T	1

## PANTHERS USUAL STARTERS

WR 82	Cotchery (13)	DE 95	Johnson (16)
LT 77	Bell (15)	DT 99	Short (9)
LG 68	Norwell (8)	NT 98	Lotulelei (13)
C 67	Kalil (16)	DE 96	Horton (15)
RG 70	Turner (9)	SLB 56	Klein (8)
RT 78	Chandler (11)	MLB 59	Kuechly (16)
TE 88	Olsen (16)	WLB 58	Davis (15)
WR 13	Benjamin (15)	LCB 20	Cason (11)
QB 1	Newton (14)	RCB 24	Norman (10)
TE 84	Dickson (10)	SS 41	Harper (16)
RB 28	Stewart (8)	FS 21	DeCoud (11)



# 2015 REGULAR SEASON STATISTICS

## WON 15, LOST 1

## 1st NFC SOUTH

HEAD COACH RON RIVERA				
09/13	W	20-9	at Jacksonville	60,733
09/20	W	24-17	HOUSTON	73,254
09/27	W	27-22	NEW ORLEANS	73,402
10/04	W	27-23	at Tampa Bay	57,468
10/18	W	27-23	at Seattle	69,020
10/25	W	27-16	PHILADELPHIA	74,194
11/02	W	29-26 OT	INDIANAPOLIS	74,136
11/08	W	37-29	GREEN BAY	74,461
11/15	W	27-10	at Tennessee	63,591
11/22	W	44-16	WASHINGTON	74,418
11/26	W	33-14	at Dallas	90,909
12/06	W	41-38	at New Orleans	73,097
12/13	W	38-0	ATLANTA	74,420
12/20	W	38-35	at New York Giants	79,436
12/27	L	13-20	at Atlanta	70,981
01/03	W	38-10	TAMPA BAY	74,169

## NFC DIVISIONAL PLAYOFF

01/17	W	31-24	SEATTLE	74,287
NFC CHAMPIONSHIP				
01/24	W	49-15	ARIZONA	74,294
SUPER BOWL 50				
02/07	L	10-24	vs Denver	71,088

## STATISTIC

## CAR.

## OPP.

TOTAL FIRST DOWNS	357	298
Rushing	136	74
Passing	197	198
Penalty	24	26
3rd Down: Made/Att	86/203	86/227
3rd Down Pct.	42.4	37.9
4th Down: Made/Att	6/10	15/26
4th Down Pct.	60.0	57.7

## POSSESSION AVG.

TOTAL NET YARDS	5871	5167
Avg. Per Game	366.9	322.9
Total Plays	1060	1058
Avg. Per Play	5.5	4.9

## NET YARDS RUSHING

Avg. Per Game	142.6	88.4
Total Rushes	526	364

## NET YARDS PASSING

Avg. Per Game	358.9	375.2
Sacked/Yards Lost	224.3	234.5
Gross Yards	33/284	44/302
Gross Yards	3873	4054
Att./Completions	501/300	650/390
Completion Pct.	59.9	60.0
Had Intercepted	10	24

## PUNTS/AVERAGE

Net Punting Avg.	70/45.4	78/46.3
Punt Punting Avg.	70/39.8	78/41.1

## PENALTIES/YARDS

FUMBLES/BALL LOST	103/887	99/822
TOUCHDOWNS	12/9	28/15

Rushing	59	35
Passing	19	11
Returns	35	21
Returns	5	3

## SCORING

TD	Ru	Pa	Rt	FG	2	S	PT
Gano	0	0	0	0	56/59	30/36	0
Ginn	10	0	10	0	0	0	60
Newton	10	10	0	0	0	0	60
Olsen	7	0	7	0	0	0	42
Stewart	7	6	1	0	0	0	42
Funchess	5	0	5	0	0	0	30
Brown	4	0	4	0	0	0	24
Tolbert	4	1	3	0	0	0	24
Cotchery	3	0	3	0	0	0	18
Dickson	3	0	2	1	0	0	18
Norman	2	0	2	0	0	0	12
Artis-Payne	1	1	0	0	0	0	6
Coleman	1	0	0	1	0	0	6
Kuechly	1	0	0	1	0	0	6
Whittaker	1	1	0	0	0	0	6
TEAM	59	19	35	5	56/59	30/36	0
OPPONENTS	35	11	21	3	28/30	20/26	3

## SCORE BY PERIODS

	1	2	3	4	OT	TOT
TEAM	99	167	130	98	6	500
OPPONENTS	70	51	79	105	3	308

## RUSHING

Stewart	242	989	4.1	44	6
Newton	132	636	4.8	47	10
Tolbert	62	256	4.1	29	1
Artis-Payne	45	183	4.1	31	1
Whittaker	25	108	4.3	16	1
Ginn	4	60	15.0	43	0
Brown	6	38	6.3	14	0
Cotchman	1	16	16.0	16	0
Norman	1	-1	-1.0	-1	0
Webb	1	-1	-1.0	-1	0
Anderson	7	-2	-3.2	2	0
TEAM	526	2282	4.3	47	19
OPPONENTS	364	1415	3.9	63	11

## RECEIVING

Olsen	77	1104	14.3	52	7
Ginn	44	739	16.8	74	10
Cotchery	39	485	12.4	59	3
Funchess	31	473	15.3	52	5
Brown	31	447	14.4	39	4
Tolbert	18	154	8.6	40	3
Dickson	17	121	7.1	17	2
Stewart	16	99	6.2	15	1
Whittaker	12	64	5.3	15	0
Bersin	9	119	13.2	30	0
Artis-Payne	5	58	11.6	20	0
Simonson	1	10	10.0	10	0
TEAM	300	3873	12.9	74	35
OPPONENTS	390	4054	10.4	70	21

## INTERCEPTIONS

Coleman	7	89	12.7	36t	1
Norman	4	110	27.5	46t	2
Kuechly	4	48	12.0	32t	1
Davis	4	22	5.5	22	0
Tillman	2	0	0.0	0	0
McClain	1	24	24.0	24	0
Klein	1	8	8.0	8	0
Jones	1	0	0.0	0	0
TEAM	24	301	12.5	46t	4
OPPONENTS	10	91	9.1	22	0

## PUNTING

No	Yds	Avg	Net	TB	I20	Lg	B
Norman	70	3175	45.4	39.8	5	20	65
TEAM	70	3175	45.4	39.8	5	20	65
OPPONENTS	78	3611	46.3	41.1	6	28	68

## KICKOFF RET.

Whittaker	9	209	23.2	33	0
Webb	8	178	22.3	27	0
Dickson	2	1	0.5	1	0
Davis	1	3	3.0	3	0
Ginn	1	8	8.0	8	0
Tolbert	1	8	8.0	8	0
TEAM	22	407	18.5	33	0
OPPONENTS	34	905	26.6	99	1

## PUNT RET.

Ginn	27	22	277	10.3	37	0
McClain	2	2	5	2.5	3	0
Marlowe	1	0	0	0.0	0	0
Bersin	0	1	0	-	-	0
TEAM	30	25	282	9.4	37	0
OPPONENTS	37	19	288	7.8	74	1

## PASSING

Newton	495	296	3837	59.8
Anderson	6	4	36	66.7
TEAM	501	300	3873	59.9
OPPONENTS	650	390	4054	60.0

## DEFENSE

TOT	S	A	QP	FF	FR	PD
Kuechly	137	110	27	8	2	1
Davis	123	92	31	15	4	2
Coleman	103	68	35	-	-	5
Harper	73	58	15	-	-	2
Benwikere	61	52	9	-	1	1
Thompson	61	42	19	2	-	4
Tillman	58	43	15	-	1	2
Klein	56	42	14	-	1	-
Norman	55	49	6	-	3	2
Short	51	40	11	32	3	2
Ealy	31	17	14	28	2	2
Allen	25	21	4	16	-	1
Lotulelei	25	15	10	5	-	1
Finnegan	20	19	1	-	-	2
Addison	19	11	8	27	-	1
Boston	19	16	3	-	-	1
Love	19	13	6	4	-	1
Jones	17	14	3	1	-	-
Johnson	15	7	8	12	-	1
Edwards	13	8	5	10	-	-
Delaire	9	4	3	11	-	-
Horton	8	6	2	6	-	-
Jacobs	7	6	1	-	-	-
McClain	7	6	1	-	-	-
Cole	2	0	2	1	-	-
Williams	2	2	0	-	-	-
Marlowe	1	0	1	-	-	-

## SACKS

Player.....	TOTAL	Edwards.....	1.0
Short.....	11.0	Thompson.....	1.0
Addison.....	6.0	Horton.....	1.0
Davis.....	5.5	Johnson.....	1.0
Ealy.....	5.0	Klein.....	1.0
Love.....	3.0	Kuechly.....	1.0
Delaire.....	2.5	Lotulelei.....	1.0
Allen.....	2.0	TEAM.....	44.0
Benwikere.....	1.0	OPPONENTS.....	33.0
Coleman.....	1.0		

## FIELD GOALS

	1-19	20-29	30-39	40-49	50+
Gano	1/1	10/10	4/5	13/16	2/4
TEAM	1/1	10/10	4/5	13/16	2/4
OPPONENTS	0/0	5/6	5/6	6/9	4/5

Gano: (43G, 53N, 47G, 43B) (28G, 53B) (20G, 47G) (24G, 27G, 27G) (1) (35G, 29G) (39G, 42G, 52G) (20G, 49G, 43N, 22G) (48G, 19G) (42G, 48G, 25G) (49G, 43G, 25G, 50G, 43B) (1) (38G) (34B, 43G) (33G, 47G) (49G) (22G, 44N) (43G) (31G) (42G, 29N, 43N) (30G, 50G, 43G) (52G, 29G, 24G, 50N) (47G, 34G, 24G, 50G) (1) (45G) (1) (21G, 48G) (38N) (1) (1) (43N, 37G, 54G) (39G)

## PANTHERS USUAL STARTERS

WR 19	Ginn, Jr. (13)	DE 95	Johnson (9)
LT 73	Other (16)	LDI 98	Lotulelei (14)
LG 68	Norwell (13)	RDT 99	Short (16)
C 67	Kali (15)	DE 69	Allen (12)
RG 70	Turner (16)	SLB 54	Thompson (10)
RT 74	Remmers (16)	MLB 59	Kuechly (13)
TE 88	Olsen (16)	WLB 58	Davis (16)
WR 10	Brown (11)	LCB 31	Tillman (12)
QB 1	Newton (16)	RCB 24	Norman (16)
TE 84	Dickson (11)	SS 41	Harper (16)
RB 28	Stewart (13)	FS 20	Coleman (15)

# 2016 REGULAR SEASON STATISTICS

## WON 6, LOST 10

09/08	L	20-21	at Denver	76,843
09/18	W	46-27	SAN FRANCISCO	74,143
09/25	L	10-22	MINNESOTA	73,813
10/02	L	33-48	at Atlanta	70,508
10/10	L	14-17	TAMPA BAY	73,425
10/16	L	38-41	at New Orleans	73,138
10/30	W	30-20	ARIZONA	74,088
11/06	W	13-10	at Los Angeles	86,109
11/13	L	17-20	KANSAS CITY	74,181
11/17	W	23-20	NEW ORLEANS	73,428
11/27	L	32-35	at Oakland	54,909
12/04	L	7-40	at Seattle	69,104
12/11	W	28-16	SAN DIEGO	73,856
12/19	W	26-15	at Washington	76,689
12/24	L	16-33	ATLANTA	73,549
01/01	L	16-17	at Tampa Bay	62,037

## STATISTIC

### TOTAL FIRST DOWNS

Rushing	99
Passing	194
Penalty	25
3rd Down: Made/Att	83/223
3rd Down Pct.	37.2
4th Down: Made/Att	11/17
4th Down Pct.	64.7

### POSSESSION AVG.

30:50

### TOTAL NET YARDS

5499

Avg. Per Game

343.7

Total Plays

1052

Avg. Per Play

5.2

### NET YARDS RUSHING

1814

Avg. Per Game

113.4

Total Rushes

453

### NET YARDS PASSING

3685

Avg. Per Game

230.3

Sacked/Yards Lost

36/277

Gross Yards

3962

Att./Completions

563/306

Completion Pct.

54.4

Had Intercepted

19

### PUNTS/AVERAGE

76/45.8

### NET PUNTING AVG.

76/38.6

### PENALTIES/YARDS

98/850

### FUMBLES/BALL LOST

13/10

### TOUCHDOWNS

40

Rushing

16

Passing

21

Returns

3

5

## SCORING

Gano	0	0	0	31/34	30/38	0	0	121
Stewart	9	9	0	0	0	0	0	54
Benjamin	7	7	0	0	0	0	0	42
Newton	5	5	0	0	1	0	32	
Funchess	4	0	4	0	1	0	26	
Ginn	4	0	4	0	0	0	24	
Olsen	3	0	3	0	0	0	20	
Artis-Payne	2	2	0	0	0	0	12	
Brown	1	0	1	0	0	0	6	
Coleman	1	0	1	0	0	0	6	
Davis	1	0	1	0	0	0	6	
Dickson	1	0	1	0	0	0	6	
Thompson	1	0	1	0	0	0	6	
Tolbert	1	0	1	0	0	0	6	
Addison	0	0	0	0	0	1	2	
TEAM	40	16	21	3	31/34	30/38	3	369
OPPONENTS	43	11	27	5	35/37	33/42	4	402

## SCORE BY PERIODS

	1	2	3	4	OT	TOT
TEAM	85	107	88	89	0	369
OPPONENTS	75	96	70	161	0	402

## 4th NFC SOUTH

## RUSHING

Stewart	218	824	3.8	47	9
Newton	90	359	4	28	5
Whittaker	57	265	4.6	25	0
Artis-Payne	36	144	4	14	2
Tolbert	35	114	3.3	14	0
Ginn	14	98	7	20	0
Brown	2	6	3	9	0
Anderson	1	4	4	4	0
TEAM	453	1814	4	47	16
OPPONENTS	376	1465	3.9	75	11

## RECEIVING

Olsen	80	1073	13.4	78	3
Benjamin	63	941	14.9	50	7
Ginn	54	752	13.9	88	4
Brown	27	276	10.2	27	1
Whittaker	25	226	9	25	0
Funchess	23	371	16.1	48	4
Dickson	10	134	13.4	28	1
Tolbert	10	72	7.2	17	1
Stewart	8	60	7.5	25	0
Bersin	2	17	8.5	10	0
Byrd	1	16	16	16	0
Artis-Payne	1	11	11	11	0
Manhertz	1	10	10	10	0
Webb	1	3	3	3	0
TEAM	306	3962	12.9	88	21
OPPONENTS	409	4561	11.2	87	27

## INTERCEPTIONS

Coleman	4	57	14.3	37	1
Davis	3	35	11.7	31	0
Boston	2	29	14.5	22	0
Bradberry	2	21	10.5	16	0
Worley	1	22	22	22	0
T. Williams	1	19	19	19	0
Thompson	1	12	12	12	0
Ealy	1	7	7	7	0
Benwikere	1	1	1	1	0
Kuechly	1	1	1	1	0
TEAM	17	204	12	37	1
OPPONENTS	19	218	11.5	42	4

## PUNTING

Lee	36	1769	49.1	40.4	4	18	76	0
Palardy	36	1531	42.5	37.9	2	13	56	0
Gano	4	180	45	29.8	2	0	54	0
TEAM	76	3480	45.8	38.6	8	31	76	0
OPPONENTS	71	3323	46.8	43.1	3	25	75	0

## KICKOFF RET.

Ginn	18	391	21.7	59	0
Whittaker	12	275	22.9	47	0
Webb	6	131	21.8	37	0
Byrd	1	31	31	31	0
TEAM	37	828	22.4	59	0
OPPONENTS	23	417	18.1	46	0

## PUNT RET.

Ginn	29	24	202	7	19	0
TEAM	29	24	202	7	19	0
OPPONENTS	40	13	383	9.6	59	1

## DEFENSE

Thomas Davis	132	92	40	9	1	2	2	1
Luke Kuechly	112	88	24	6	1	-	6	-
Kurt Coleman	90	73	17	3	1	-	4	1
Daryl Worley	81	68	13	-	-	-	10	-
Shaq Thompson	70	56	14	4	-	2	3	1
James Bradberry	60	55	5	-	-	-	11	-
Kawann Short	54	41	13	23	1	-	4	-
Tre Boston	50	40	10	-	-	-	6	-
Leonard Johnson	39	26	13	2	-	-	1	-
Michael Griffin	34	26	8	-	-	-	-	-
Robert McClain	33	23	10	-	-	-	1	-
A.J. Klein	31	26	5	1	2	-	-	-
Kony Ealy	30	22	8	9	2	-	2	-
Star Lotulelei	28	16	12	14	1	-	1	-
Mario Addison	26	21	5	23	2	1	1	-
Charles Johnson	24	19	5	25	3	-	2	-
Kyle Love	19	11	8	2	1	1	-	-
Wes Horton	13	8	5	8	2	2	-	-
Vernon Butler	11	8	3	4	-	1	2	-
Bené Benwikere	10	9	1	-	-	-	3	-
David Mayo	9	7	2	-	-	-	-	-
Zack Sanchez	7	6	1	-	-	-	-	-
Teddy Williams	7	6	1	-	-	-	1	-
Lavar Edwards	6	4	2	3	-	-	-	-
Ryan Delaire	5	3	2	5	-	-	1	-
Paul Soliai	5	4	1	3	-	1	-	-
Colin Jones	2	1	1	-	-	-	-	-
Larry Webster	1	1	0	-	-	-	-	-

## SACKS

Player.....	TOTAL	Love.....	1.5
Addison.....	9.5	Coleman.....	1
Short.....	6	Delaire.....	1
Ealy.....	5	Edwards.....	1
C. Johnson.....	4	L. Johnson.....	1
Lotulelei.....	4	Klein.....	1
Davis.....	2.5	Worley.....	1
Horton.....	2.5	McClain.....	0.5
Boston.....	2	TEAM.....	47
Kuechly.....	2	OPPONENTS.....	36

## FIELD GOALS

	1-19	20-29	30-39	40-49	50+
Gano	0/0	4/4	9/11	14/17	3/6
TEAM	0/0	4/4	9/11	14/17	3/6
OPPONENTS	0/0	11/11	15/18	3/6	4/7

Gano: (44G, 36G, 50N) (39G, 31G, 49G, 41G) (48G, 54N) (54G) (43N) (42G) (43G, 52G, 21G) (48N, 38G, 37G) (42G) (32G, 49G, 42G) 0 (1) (41G, 44G, 45G, 23G) (55G, 23G, 23G, 38N, 41G) (31G, 40G, 31G) (45N, 58N, 54G, 36N) OPP: 0 (29G, 39G) (28G, 31G) (28G, 53G) (35G, 33N, 35G, 46N, 38G) (53N, 33G, 52G) 0 (55N, 55N, 25G) (47G, 36G, 33G, 37G) (27G, 38B, 30G) (23G, 23G) (23G, 37G, 31G, 28G) (32G) (43G, 26G, 34G) (51G, 48G, 30B, 29G, 50G) (33G, 46N, 48B)

## PANTHERS USUAL STARTERS

WR 13 Benjamin (13)	DE 95 Johnson (13)
LT 74 Remmers (13)	LDL 98 Lotulelei (16)
LG 68 Norwell (16)	RDT 99 Short (14)
C 67 Kalil (8)	DE 96 Horton (9)
RG 70 Turner (13)	SLB 54 Thompson (12)
RT 60 Williams (10)	MLB 59 Kuechly (10)
TE 88 Olsen (16)	WLB 58 Davis (16)
WR 19 Ginn Jr. (8)	LCB 24 Bradberry (13)
QB 1 Newton (14)	RCB 26 Worley (11)
WR 10 Brown (7)	SS 20 Coleman (10)
RB 28 Stewart (13)	FS 33 Boston (10)

## PASSING

	Att	Cmp	Yds	Cmp%	Yd/Att	TD	TD%	Int	Int%	Lg	TK/LS	Rate
Newton	510	270	3509	52.9	6.88	19	3.7	14	2.7	88	36/277	75.8
Anderson	53	36	453	67.9	8.55	2	3.8	5	9.4	48	0/0	67.6
TEAM	563	306	3962	54.4	7.04	21	3.7	19	3.4	88	36/277	75.1
OPPONENTS	612	409	4561	66.8	7.45	27	4.4	17	2.8	87	47/270	92

# 2017 REGULAR SEASON STATISTICS

## WON 11, LOST 5

## 2nd NFC SOUTH

HEAD COACH RON RIVERA					
9/10	W	23-3	at San Francisco	70,178	
9/17	W	9-3	BUFFALO	74,122	
9/24	L	13-34	NEW ORLEANS	73,775	
10/1	W	33-30	at New England	65,878	
10/8	W	27-24	at Detroit	64,288	
10/12	L	23-28	PHILADELPHIA	74,373	
10/22	L	3-17	at Chicago	61,256	
10/29	W	17-3	at Tampa Bay	58,545	
11/5	W	20-17	ATLANTA	74,244	
11/13	W	45-21	MIAMI	72,790	
11/26	W	35-27	at New York Jets	77,562	
12/3	L	21-31	at New Orleans	73,171	
12/10	W	31-24	MINNESOTA	73,728	
12/17	W	31-24	GREEN BAY	74,447	
12/24	W	22-19	TAMPA BAY	71,463	
12/31	L	10-22	at Atlanta	74,141	
1/7	L	26-31	at New Orleans	73,186	

## NFC WILD CARD PLAYOFF

## STATISTIC

## CAR.

## OPP.

## TOTAL FIRST DOWNS

Rushing	121	69
Passing	167	187
Penalty	32	26
3rd Down: Made/Att	93/222	78/206
3rd Down Pct.	41.9	37.9
4th Down: Made/Att	5/11	7/20
4th Down Pct.	45.5	35.0

## POSSESSION AVG.

TOTAL NET YARDS	5179	5074
-----------------	------	------

Avg. Per Game	323.7	317.1
---------------	-------	-------

Total Plays	1026	953
-------------	------	-----

Avg. Per Play	5.0	5.3
---------------	-----	-----

## NET YARDS RUSHING

Avg. Per Game	131.4	88.1
---------------	-------	------

Total Rushes	490	353
--------------	-----	-----

## NET YARDS PASSING

Avg. Per Game	192.3	229.1
---------------	-------	-------

Sacked/Yards Lost	35/242	50/304
-------------------	--------	--------

Gross Yards	3319	3969
-------------	------	------

Att./Completions	501/293	
------------------	---------	--

Completion Pct.	58.5	63.8
-----------------	------	------

Had Intercepted	16	10
-----------------	----	----

## PUNTS/AVERAGE

	71/46.0	
--	---------	--

## NET PUNTING AVG.

	71/42.4	
--	---------	--

## PENALTIES/YARDS

	101/867	
--	---------	--

## FUMBLES/BALL LOST

	19/6	19/11
--	------	-------

## SCORING

Gano	0	0	0	0	34/37	29/30	0	121
------	---	---	---	---	-------	-------	---	-----

Funchess	8	0	0	0	-	-	0	48
----------	---	---	---	---	---	---	---	----

McCaffrey	7	2	5	0	-	-	0	42
-----------	---	---	---	---	---	---	---	----

Stewart	7	6	1	0	-	-	0	42
---------	---	---	---	---	---	---	---	----

Newton	6	6	0	0	-	-	1	38
--------	---	---	---	---	---	---	---	----

D. Byrd	3	0	2	1	-	-	0	18
---------	---	---	---	---	---	---	---	----

Benjamin	2	0	2	0	-	-	0	12
----------	---	---	---	---	---	---	---	----

Artis-Payne	1	1	0	0	-	-	0	6
-------------	---	---	---	---	---	---	---	---

Clay	1	0	0	1	-	-	0	6
------	---	---	---	---	---	---	---	---

Dickson	1	0	1	0	-	-	0	6
---------	---	---	---	---	---	---	---	---

Kuechly	1	0	0	1	-	-	0	6
---------	---	---	---	---	---	---	---	---

Olsen	1	0	1	0	-	-	0	6
-------	---	---	---	---	---	---	---	---

Shepard	1	0	1	0	-	-	0	6
---------	---	---	---	---	---	---	---	---

Whittaker	1	0	1	0	-	-	0	6
-----------	---	---	---	---	---	---	---	---

CAROLINA	40	15	22	3	34/37	29/30	1	0363
----------	----	----	----	---	-------	-------	---	------

OPPONENTS	34	7	25	2	32/32	29/34	2	0327
-----------	----	---	----	---	-------	-------	---	------

## SCORE BY PERIODS

	1	2	3	4	OT	TOT
--	---	---	---	---	----	-----

TEAM	59	123	99	82	0	363
------	----	-----	----	----	---	-----

OPPONENTS	67	94	61	105	0	327
-----------	----	----	----	-----	---	-----

## RUSHING

Newton	139	754	5.4	69	6
Stewart	198	680	3.4	60t	6
McCaffrey	117	435	3.7	40	2
Artis-Payne	18	95	5.3	43	1
Samuel	4	64	16.0	31	0
Clay	2	27	13.5	29	0
Shepard	2	19	9.5	11	0
Whittaker	7	18	2.6	8	0
D. Byrd	1	12	12.0	12	0
Anderson	2	-2	-1.0	-1	0
TEAM	490	2102	4.3	69	15
OPPONENTS	353	1409	4.0	72	7

## RECEIVING

McCaffrey	80	651	8.1	37	5
Funchess	63	840	13.3	44	8
Benjamin	32	475	14.8	43	2
Dickson	30	437	14.6	64	1
Shepard	17	202	11.9	40t	1
Olsen	17	191	11.2	30t	1
Samuel	15	115	7.7	23	0
D. Byrd	10	105	10.5	31	2
Bersin	8	128	16.0	27	0
Stewart	8	52	6.5	21	1
Clay	5	57	11.4	15	0
Whittaker	5	47	9.4	28t	1
Manhertz	2	17	8.5	11	0
Artis-Payne	1	2	2.0	2	0
TEAM	293	3319	11.3	64	22
OPPONENTS	351	3969	11.3	70	25

## INTERCEPTIONS

Kuechly	3	23	7.7	23	0
Adams	2	42	21.0	40	0
Bradberry	2	3	1.5	3	0
Worley	2	0	0.0	0	0
C. Jones	1	10	10.0	10	0
TEAM	10	78	7.8	40	0
OPPONENTS	16	249	15.6	76t	1

## PUNTING

Palardy	71	3269	46.0	42.4	4	25	63	0
TEAM	71	3269	46.0	42.4	4	25	63	0
OPPONENTS	69	3187	46.2	41.6	0	24	66	0

## KICKOFF RETURN

Samuel	10	221	22.1	33	0
D. Byrd	7	229	32.7	103t	1
Whittaker	6	110	18.3	31	0
Clay	3	52	17.3	19	0
McCaffrey	3	58	19.3	21	0
Shepard	3	65	21.7	33	0
B. Cox	1	13	13.0	13	0
Mayo	1	12	12.0	12	0
TEAM	34	760	22.4	103t	1
OPPONENTS	12	254	21.2	32	0

## PUNT RETURN

McCaffrey	22	162	7.4	25	0
Clay	17	147	8.6	60t	1
D. Byrd	1	9	9.0	9	0
TEAM	40	318	8.0	60t	1
OPPONENTS	30	176	5.9	29	0

## PASSING

Newton	492	291	3302	59.1	6.71	22	4.5	10	1.8	70	50	(304)	92.9
Anderson	8	2	17	25.0	2.13	0	0.0	0	0.0	9	0	(0)	39.6
Palardy	1	0	0	0.0	0.00	0	0.0	0	0.0	-	0	(0)	39.6
TEAM	501	293	3319	58.5	6.62	22	4.4	16	3.2	64	35	(242)	79.8
OPPONENTS	550	351	3969	63.8	7.22	25	4.5	10	1.8	70	50	(304)	92.9

## DEFENSE

Luke Kuechly	134	108	26	6	1	3	4	1
Thomas Davis	88	66	23	8	-	1	1	-
Kurt Coleman	77	69	8	-	-	1	3	-
Mike Adams	75	68	7	-	1	2	10	-
Shaq Thompson	75	56	19	6	-	-	1	-
James Bradberry	74	66	8	-	2	-	12	-
Daryl Worley	72	63	9	-	-	-	7	-
Kawann Short	53	40	13	29	2	1	1	-
Mario Addison	50	35	15	44	2	-	-	-
Julius Peppers	33	27	6	20	2	2	-	-
Captain Munnerlyn	30	24	6	6	-	-	5	-
Star Lotulelei	26	15	11	11	-	1	-	-
Colin Jones	21	14	7	-	-	-	2	-
Kevon Seymour	18	18	0	-	-	-	5	-
Wes Horton	17	13	4	10	3	-	-	-
Charles Johnson	17	9	8	13	-	-	1	-
Kyle Love	16	10	6	10	-	-	-	-
David Mayo	16	10	6	-	-	-	1	-
Vernon Butler	14	10	4	11	-	-	1	-
Jairus Byrd	13	12	1	-	-	-	-	-
Bryan Cox, Jr.	5	4	1	6	-	1	-	-
Demetrius Cox	3	3	0	-	-	-	-	-

## SACKS

Addison	11.0	Player	TOTAL
Peppers	11.0	Short	1
Short	7.5	TEAM	1
Horton	5.5	OPPONENTS	0
Love	3.5		

## BLOCKED PUNTS

Davis	2.5	Player	TOTAL
Munnerlyn	2.0	TEAM	0
Thompson	2.0	OPPONENTS	0
Kuechly	1.5		
Lotulelei	1.5		
Bradberry	1.0		
Worley	1.0		
TEAM	50		
OPPONENTS	35		

## FIELD GOALS

Gano	0/0	8/8	11/11	10/10	0/1	29/30
TEAM	0/0	8/8	11/11	10/10	0/1	29/30
OPPONENTS	2/2	5/5	10/11	7/7	5/9	29/34

Gano: (39G,36G,20G)(34G,28G,20G)(32G,48G)
(32G,48G)(21G,44G,55N)(39G,20G,46G)(36G)
(28G)(31G,45G)(40G)(40G,33G,45G)(14G)(33G)
(25G,28G,30G)(42G)
OPP: (44G)(45G)(33G,50G,56N)(41G,35G,58G)
(30G)(50G,48G)(52B,19G)(41G)(53G)(1)
(31G,19G)(38N,31G)(30G,22G,54N,27G)(28G)
(31G,41G,21G,26G,51N)(30G,42G,30G,56G,33G)

## PANTHERS USUAL STARTERS

WR 13 Benjamin (8)	DE 95 Johnson (11)
LT 75 M. Kalil (16)	DT 98 Lotulelei (16)
LG 68 Norwell (16)	DT 99 Short (16)
C 67 R. Kalil (6)	DE 97 Addison (16)
RG 70 Turner (13)	SLB 54 Thompson (14)
RT 60 Williams (16)	MLB 59 Kuechly (15)
TE 88 Olsen (7)	WLB 58 Davis (15)
WR 17 Funchess (16)	LCB 24 Bradberry (16)
QB 1 Newton (16)	RCB 26 Worley (14)
RB 22 McCaffrey (10)	SS 29 Adams (16)
RB 28 Stewart (10)	FS 20 Coleman (12)

## TOT S A QP FF FR PD TD

14	0	0			1	1	1
13	8	4	-	-	-	1	-

)()()()()()(30G,34G)()(50G)

Int	Int%	Ig	TK/IS	Rate
-----	------	----	-------	------

2021 CAROLINA PANTHERS

2019 REGULAR SEASON STATISTICS

WON 5, LOST 11

Table with 4 columns: Date, Result, Opponent, Score. Rows include games against LA Rams, Tampa Bay, Arizona, Houston, Jacksonville, Tampa Bay, San Francisco, Tennessee, Green Bay, Atlanta, New Orleans, Washington, Atlanta, Seattle, Indianapolis, and New Orleans.

4th NFC SOUTH

RUSHING

Table with 5 columns: Player, No, Yds, Avg, Long. Rows include McCaffrey, Samuel, Bonnaon, Allen, Moore, Grier, Armah, Scarlett, Jones, Davis, Newton, Wright, and TEAM.

RECEIVING

Table with 5 columns: Player, No, Yds, Avg, Long. Rows include McCaffrey, Moore, Samuel, Olsen, Wright, Thomas, Zylstra, Hogan, Bonnaon, White, Armah, Manherzt, and TEAM.

INTERCEPTIONS

Table with 5 columns: Player, No, Yds, Avg, Long. Rows include Jackson, Boston, Bradberry, Cockrell, Kuechly, Elliott, and TEAM.

PUNTING

Table with 5 columns: Player, No, Yds, Avg, Long. Rows include Palardy and CAROLINA.

KICKOFF RET.

Table with 5 columns: Player, No, Yds, Avg, Long. Rows include White, McCloud, Bonnaon, Dortch, Hogan, Zylstra, and TEAM.

PUNT RET.

Table with 5 columns: Player, Ret, Yds, Avg, Long. Rows include McCloud, Moore, Dortch, Hogan, Gauden, Zylstra, and TEAM.

PASSING

Table with 5 columns: Player, Att, Cmp, Yds, Cmp%. Rows include Allen, Newton, Grier, McCaffrey, Palardy, and TEAM.

DEFENSE

Table with 5 columns: Player, TOT, S, A, QP. Rows include Luke Kuechly, Eric Reid, Shaq Thompson, Tre Boston, James Bradberry, Ross Cockrell, Dontae Jackson, Gerald McCoy, Javien Elliott, Mario Addison, Bruce Irvin, Vernon Butler, Brian Burns, Jermaine Carter, Efe Obada, Dontari Poe, Marquis Haynes, Kyle Love, Christian Miller, Kawann Short, Wes Horton, Stacy McGee, Jordan Kunaszyk, Cole Luke, Bryan Cox Jr., Rashaan Gauden, Natrell Jamerson, Colin Jones, and Andre Smith.

SACKS

Table with 2 columns: Player, TOTAL. Rows include Bradberry, Haynes, McGee, Elliott, Carter, CAROLINA, and OPPONENTS.

FIELD GOALS

Table with 5 columns: Player, 1-19, 20-29, 30-39, 40-49, 50+. Rows include SLYE, TEAM, and OPPONENTS.

SLYE: (53N,46G,52G)(32G,37G,54G,51G)(36G)(48G,55G,26G)(56B,46N)(49G,60N,46G,29G,41N)(41G)(35G,49N)(50G)(31G)(41G,52G,28N)(46G,42G)(52G)(27G,50G)(23G)
OPP: (49G,56G,27G,41N)(40G,42N,32G)(34G,47G)(52N,37G)(35G,38G)(54G)(20G)(43N,56N,44N)(47G)(38G,38N,23G,29G)(41G,33G)(25G,42G,49B,36G)(37G,35G,29G,50G)(30G)(35G)(1)

PANTHERS USUAL STARTERS

Table with 2 columns: Player, Position. Rows include WR 17 Funchess (12), DE 97 Addison (16), LT 74 Clark (13), LDT 99 Short (14), LG 73 Van Raten (16), RDT 95 Poe (16), C 67 R. Kalil (16), DE 96 Peppers (8), RG 70 Turner (13), SLB 54 Thompson (11), RT 72 Moton (16), MLB 59 Kuechly (16), TE 88 Olsen (9), WLB 58 Davis (12), WR 12 Moore (10), LCB 24 Bradberry (16), QB 1 Newton (14), RCB 26 Jackson (16), WR 10 Samuel (8), SS 25 Reid (13), RB 22 McCaffrey (16), FS 29 Adams (16).

Table with 5 columns: Player, Att, Cmp, Yds, Rate. Rows include Allen, Newton, Grier, McCaffrey, Palardy, and TEAM.

STATISTIC

Table with 2 columns: Statistic, CAR. Rows include TOTAL FIRST DOWNS, Rushing, Passing, Penalty, 3rd Down: Made/Att, 3rd Down Pct., 4th Down: Made/Att, 4th Down Pct., POSSESSION AVG., TOTAL NET YARDS, Avg. Per Game, Total Plays, Avg. Per Play, NET YARDS RUSHING, Avg. Per Game, Total Rushes, NET YARDS PASSING, Avg. Per Game, Sacked/Yards Lost, Gross Yards, Att./Completions, Completion Pct., Had Intercepted, PUNTS/AVERAGE, NET PUNTING YARDS, PENALTIES/YARDS, FUMBLES/BALL LOST, TOUCHDOWNS, Rushing, Passing, Returns.

SCORING

Table with 5 columns: Player, TD, Ru, Pa, Pt, PAT, FG 2PT/S, PTS. Rows include McCaffrey, Slye, Samuel, Moore, Allen, Olsen, Armah, Bonnaon, Burns, Thomas, Irvin, Kuechly, and TEAM.

SCORE BY PERIODS

Table with 5 columns: Period, CAROLINA, OPPONENTS. Rows include 1, 2, 3, 4, OT.

# ALL-TIME PRESEASON RESULTS

## 1995 (3-2)

Date	W-L	Score	Opponent	Atten.
07/29/95	W	20-14	vs. Jacksonville (HOF)	24,625
08/04/95	L	15-18	at Chicago	50,300
08/12/95	W	19-10	DENVER (at Clemson)	57,017
08/19/95	L	10-17	at San Francisco	51,185
08/26/95	W	6-3	NEW YORK GIANTS (at Clemson)	49,114

## 1996 (2-2)

Date	W-L	Score	Opponent	Atten.
08/03/96	W	30-12	CHICAGO	65,350
08/10/96	L	28-40	at Denver	70,649
08/19/96	L	0-24	BUFFALO	65,231
08/26/96	W	34-7	at New York Giants	45,713

## 1997 (0-4)

Date	W-L	Score	Opponent	Atten.
08/03/97	L	9-23	at Jacksonville	67,280
08/09/97	L	13-23	DENVER	68,296
08/14/97	L	10-30	at Kansas City	76,972
08/22/97	L	19-27	PITTSBURGH	67,044

## 1998 (2-2)

Date	W-L	Score	Opponent	Atten.
08/08/98	W	30-27	JACKSONVILLE	62,925
08/14/98	W	12-7	at Buffalo	30,010
08/22/98	L	22-25OT	MINNESOTA	64,569
08/29/98	L	24-38	at Pittsburgh	53,784

## 1999 (2-2)

Date	W-L	Score	Opponent	Atten.
08/13/99	L	10-35	at Jacksonville	59,120
08/20/99	W	20-13	PITTSBURGH	59,591
08/28/99	L	24-38	at Baltimore	66,247
09/02/99	W	23-20	NEW ENGLAND	52,976

## 2000 (0-4)

Date	W-L	Score	Opponent	Atten.
08/04/00	L	14-34	JACKSONVILLE	72,949
08/10/00	L	0-13	at Pittsburgh	44,813
08/18/00	L	13-24	BALTIMORE	72,551
08/24/00	L	21-29	at New England	60,292

## 2001 (2-2)

Date	W-L	Score	Opponent	Atten.
08/10/01	L	16-18	at Jacksonville	50,970
08/18/01	L	8-23	NEW ENGLAND	71,597
08/23/01	W	20-17	at Baltimore	66,619
08/31/01	W	23-20	CLEVELAND	70,444

## 2002 (1-3)

Date	W-L	Score	Opponent	Atten.
08/10/02	L	30-37	WASHINGTON	71,384
08/17/02	L	16-19	DALLAS	72,624
08/23/02	L	3-23	at New England	68,436
08/30/02	W	20-19	at Cleveland	68,718

## 2003 (4-0)

Date	W-L	Score	Opponent	Atten.
08/09/03	W	20-0	WASHINGTON	71,393
08/15/03	W	20-10	at New York Giants	76,807
08/23/03	W	20-7	at Green Bay	69,831
08/29/03	W	21-14	PITTSBURGH	72,273

## 2004 (4-0)

Date	W-L	Score	Opponent	Atten.
08/14/04	W	23-20OT	at Washington	58,876
08/19/04	W	27-20	NEW YORK GIANTS	72,562
08/28/04	W	20-17	NEW ENGLAND	72,829
09/02/04	W	16-13	at Pittsburgh	53,655

## 2005 (2-2)

Date	W-L	Score	Opponent	Atten.
08/13/05	W	28-10	WASHINGTON	72,887
08/20/05	L	21-27	at New York Giants	76,138
08/26/05	W	23-20	at Cleveland	69,512
09/01/05	L	17-21	PITTSBURGH	72,504

## 2006 (4-0)

Date	W-L	Score	Opponent	Atten.
08/12/06	W	14-13	BUFFALO	72,485
08/19/06	W	17-10	at Jacksonville	64,073
08/24/06	W	19-10	MIAMI	71,477
08/31/06	W	15-13	at Pittsburgh	54,621

## 2007 (1-3)

Date	W-L	Score	Opponent	Atten.
08/11/07	W	24-21	at New York Giants	75,535
08/17/07	L	10-27	at Philadelphia	67,415
08/24/07	L	7-24	NEW ENGLAND	72,882
08/30/07	L	3-19	PITTSBURGH	72,267

## 2008 (2-2)

Date	W-L	Score	Opponent	Atten.
08/09/08	W	23-20 OT	INDIANAPOLIS	70,492
08/14/08	L	13-24	at Philadelphia	68,594
08/23/08	W	47-3	WASHINGTON	71,770
08/28/08	L	16-19	at Pittsburgh	50,485

## 2009 (0-4)

Date	W-L	Score	Opponent	Atten.
08/17/09	L	17-24	at New York Giants	72,768
08/22/09	L	17-27	at Miami	56,638
08/29/09	L	13-17	BALTIMORE	71,045
09/03/09	L	10-21	PITTSBURGH	70,073

## 2010 (1-3)

Date	W-L	Score	Opponent	Atten.
08/12/10	L	12-17	at Baltimore	70,579
08/21/10	L	3-9	NEW YORK JETS	71,539
08/28/10	W	15-7	TENNESSEE	71,110
09/02/10	L	3-19	at Pittsburgh	52,130



# ALL-TIME PRESEASON RESULTS

## 2011 (1-3)

Date	W-L	Score	Opponent	Atten.
08/13/11	W	20-10	NEW YORK GIANTS	71,936
08/19/11	L	10-20	at Miami	54,157
08/25/11	L	13-24	at Cincinnati	41,735
09/01/11	L	17-33	PITTSBURGH	72,358

## 2012 (2-2)

Date	W-L	Score	Opponent	Atten.
08/11/12	L	13-26	HOUSTON	69,002
08/17/12	W	23-17	MIAMI	68,595
08/26/12	W	17-12	at New York Jets	79,088
08/30/12	L	16-17	at Pittsburgh	50,122

## 2013 (3-1)

Date	W-L	Score	Opponent	Atten.
08/09/13	W	24-17	CHICAGO	70,700
08/15/13	L	9-14	at Philadelphia	69,144
08/22/13	W	34-27	at Baltimore	70,554
08/29/13	W	25-10	PITTSBURGH	70,408

## 2014 (2-2)

Date	W-L	Score	Opponent	Atten.
08/08/14	L	18-20	BUFFALO	69,569
08/17/14	W	28-16	KANSAS CITY	70,035
08/22/14	L	7-30	at New England	68,756
08/28/14	W	10-0	at Pittsburgh	43,514

## 2015 (3-1)

Date	W-L	Score	Opponent	Atten.
08/14/15	W	25-24	at Buffalo	65,412
08/22/15	W	31-30	MIAMI	70,323
08/28/15	L	16-17	NEW ENGLAND	71,801
09/3/15	W	23-6	at Pittsburgh	42,153

## 2016 (2-2)

Date	W-L	Score	Opponent	Atten.
08/11/16	L	19-22	at Baltimore	70,682
08/20/16	W	26-16	at Tennessee	60,802
08/26/16	L	17-19	NEW ENGLAND	73,816
09/01/16	W	18-6	PITTSBURGH	73,274

## 2017 (2-2)

Date	W-L	Score	Opponent	Atten.
08/09/17	W	27-17	HOUSTON	72,100
08/19/17	L	27-34	at Tennessee	61,159
08/24/17	W	24-23	at Jacksonville	57,606
08/31/17	L	14-17	PITTSBURGH	72,891

## 2018 (3-1)

Date	W-L	Score	Opponent	Atten.
08/09/18	W	28-23	at Buffalo	61,726
08/17/18	W	27-20	MIAMI	72,200
08/24/18	W	25-14	NEW ENGLAND	73,880
08/30/18	L	24-39	at Pittsburgh	40,081

## 2019 (2-2)

Date	W-L	Score	Opponent	Atten.
08/08/19	W	23-13	at Chicago	60,921
08/16/19	L	14-27	BUFFALO	72,064
08/22/19	L	3-10	at New England	65,878
08/29/19	W	25-19	PITTSBURGH	71,633

# TEAM-BY-TEAM RESULTS

## ARIZONA CARDINALS (13-5)

Home: 7-3...Away: 6-2...Playoffs: 2-1

11/19/95...	ARIZONA (at Clemson)	W	27-7
12/30/01...	ARIZONA	L	7-30
10/06/02...	ARIZONA	L	13-16
12/14/03...	at Arizona	W	20-17
11/21/04...	ARIZONA	W	35-10
10/09/05...	at Arizona	W	24-20
10/14/07...	at Arizona	W	25-10
10/26/08...	ARIZONA	W	27-23
01/10/09...	ARIZONA (playoffs)	L	13-33
11/01/09...	at Arizona	W	34-21
12/19/10...	ARIZONA	W	19-12
09/11/11...	at Arizona	L	21-28
10/06/13...	at Arizona	L	6-22
01/03/15...	ARIZONA (playoffs)	W	27-16
01/24/16...	ARIZONA (playoffs)	W	49-15
10/30/16...	ARIZONA	W	30-20
09/22/19...	at Arizona	W	38-20
10/04/20...	ARIZONA	W	31-21

## ATLANTA FALCONS (19-33)

Home: 12-14...Away: 7-19...Playoffs: 0-0

09/03/95...	at Atlanta	L	OT 20-23
12/17/95...	ATLANTA (at Clemson)	W	21-17
09/01/96...	ATLANTA	W	29-6
11/03/96...	at Atlanta	L	17-20
09/07/97...	at Atlanta	W	9-6
10/26/97...	ATLANTA	W	21-12
09/06/98...	ATLANTA	L	14-19
10/04/98...	at Atlanta	L	23-31
10/31/99...	at Atlanta	L	20-27
11/28/99...	ATLANTA	W	34-28
09/17/00...	ATLANTA	L	10-15
10/29/00...	at Atlanta	L	12-13
09/23/01...	at Atlanta	L	16-24
11/25/01...	ATLANTA	L	7-10
10/20/02...	at Atlanta	L	0-30
11/24/02...	ATLANTA	L	0-41
09/28/03...	ATLANTA	W	23-3
12/07/03...	at Atlanta (Sunday Night)	L	OT 14-20
10/03/04...	ATLANTA	L	10-27
12/18/04...	at Atlanta (Saturday Night)	L	OT 31-34
12/04/05...	ATLANTA	W	24-6
01/01/06...	at Atlanta	W	44-11
09/10/06...	ATLANTA	L	6-20
12/24/06...	at Atlanta	W	10-3
09/23/07...	at Atlanta	W	27-20
11/11/07...	ATLANTA	L	13-20
09/28/08...	ATLANTA	W	24-9
11/23/08...	at Atlanta	L	28-45
09/20/09...	at Atlanta	L	20-28
11/15/09...	ATLANTA	W	28-19
12/12/10...	ATLANTA	L	10-31
01/02/11...	at Atlanta	L	10-31
10/16/11...	at Atlanta	L	17-31
12/11/11...	ATLANTA	L	23-31
09/30/12...	at Atlanta	L	28-30
12/09/12...	ATLANTA	W	30-20
11/03/13...	ATLANTA	W	34-10
12/29/13...	at Atlanta	W	21-20
11/16/14...	ATLANTA	L	17-19
12/28/14...	at Atlanta	W	34-3
12/13/15...	ATLANTA	W	38-0
12/27/15...	at Atlanta	L	13-20
10/02/16...	at Atlanta	L	33-48
12/24/16...	ATLANTA	L	16-33
11/05/17...	ATLANTA	W	20-17
12/31/17...	at Atlanta	L	10-22
09/16/18...	at Atlanta	L	24-31
12/23/18...	ATLANTA	L	10-24
11/17/19...	ATLANTA	L	3-29
12/08/19...	at Atlanta	L	20-40
10/11/20...	at Atlanta	W	23-16
10/29/20...	ATLANTA (Thursday Night)	L	17-25

## BALTIMORE RAVENS (4-2)

Home: 3-1...Away: 1-1...Playoffs: 0-0

12/15/96...	BALTIMORE	W	27-16
09/08/02...	BALTIMORE	W	10-7
10/15/06...	at Baltimore	W	23-21
11/21/10...	BALTIMORE	L	13-37
09/28/14...	at Baltimore	L	10-38
10/28/18...	BALTIMORE	W	36-21

## BUFFALO BILLS (2-5)

Home: 1-2...Away: 1-3...Playoffs: 0-0

09/10/95...	at Buffalo	L	9-31
10/25/98...	BUFFALO (Sunday Night)	L	14-30
12/09/01...	at Buffalo	L	24-25
11/27/05...	at Buffalo	W	13-9
10/25/09...	BUFFALO	L	9-20
09/15/13...	at Buffalo	L	23-24
09/17/17...	BUFFALO	W	9-3

## CHICAGO BEARS (4-7)

Home: 3-2...Away: 1-5...Playoffs: 1-0

10/08/95...	at Chicago	L	27-31
12/22/02...	CHICAGO	W	24-14
11/20/05...	at Chicago	L	3-13
01/15/06...	at Chicago (playoffs)	W	29-21
09/14/08...	CHICAGO	W	20-17
10/10/10...	CHICAGO	L	6-23
10/02/11...	at Chicago	L	29-34
10/28/12...	at Chicago	L	22-23
10/05/14...	CHICAGO	W	31-24
10/22/17...	at Chicago	L	3-17
10/18/20...	CHICAGO	L	16-23

## CINCINNATI BENGALS (3-2-1)

Home: 3-1...Away: 0-1-1...Playoffs: 0-0

09/26/99...	CINCINNATI	W	27-3
12/08/02...	CINCINNATI	W	52-31
10/22/06...	at Cincinnati	L	14-17
09/26/10...	CINCINNATI	L	7-20
10/12/14...	at Cincinnati	T	OT 37-37
09/23/18...	CINCINNATI	W	31-21

## CLEVELAND BROWNS (4-2)

Home: 2-0...Away: 2-2...Playoffs: 0-0

11/21/99...	at Cleveland	W	31-17
12/01/02...	at Cleveland	W	13-6
10/08/06...	CLEVELAND	W	20-12
11/28/10...	at Cleveland	L	23-24
12/21/14...	CLEVELAND	W	17-13
12/09/18...	at Cleveland	L	20-26

## DALLAS COWBOYS (5-9)

Home: 3-5...Away: 2-4...Playoffs: 2-0

01/05/97...	DALLAS (playoffs)	W	26-17
12/08/97...	at Dallas (Monday Night)	W	23-13
10/11/98...	at Dallas	L	20-27
10/01/00...	DALLAS	L	OT 13-16
10/13/02...	at Dallas	L	13-14
11/23/03...	at Dallas	L	20-24
01/03/04...	DALLAS (playoffs)	W	29-10
12/24/05...	DALLAS	L	20-24
10/29/06...	DALLAS (Sunday Night)	L	14-35
12/22/07...	DALLAS (Saturday Night)	L	13-20
09/28/09...	at Dallas (Monday Night)	L	7-21
10/21/12...	DALLAS	L	14-19
11/26/15...	at Dallas (Thanksgiving)	W	33-14
09/09/18...	DALLAS	W	16-8



# TEAM-BY-TEAM RESULTS

## DENVER BRONCOS (1-6)

Home: 1-2...Away: 0-3...Playoffs: 0-1

11/09/97...	at Denver	L	0-34
10/10/04...	at Denver	L	17-20
12/14/08...	DENVER	W	30-10
11/11/12...	DENVER	L	14-36
02/07/16...	Denver (Super Bowl 50)	L	10-24
09/08/16...	at Denver (Thursday Night)	L	20-21
12/13/20...	DENVER	L	27-32

## DETROIT LIONS (7-3)

Home: 5-1...Away: 2-2...Playoffs: 0-0

10/24/99...	DETROIT	L	9-24
09/15/02...	DETROIT	W	31-7
12/21/03...	DETROIT	W	20-14
10/16/05...	at Detroit	W	21-20
11/16/08...	DETROIT	W	31-22
11/20/11...	at Detroit	L	35-49
09/14/14...	DETROIT	W	24-7
10/08/17...	at Detroit	W	27-24
11/18/18...	at Detroit	L	19-20
11/22/20...	DETROIT	W	20-0

## GREEN BAY PACKERS (6-11)

Home: 4-5...Away: 2-6...Playoffs: 0-1

01/12/97...	at Green Bay (playoffs)	L	13-30
12/14/97...	GREEN BAY	L	10-31
09/27/98...	GREEN BAY	L	30-37
12/12/99...	at Green Bay	W	33-31
11/27/00...	GREEN BAY (Monday Night)	W	31-14
09/30/01...	GREEN BAY	L	7-28
09/29/02...	at Green Bay	L	14-17
09/13/04...	GREEN BAY (Monday Night)	L	14-24
10/03/05...	GREEN BAY (Monday Night)	W	32-29
11/18/07...	at Green Bay	L	17-31
11/30/08...	at Green Bay	W	35-31
09/18/11...	GREEN BAY	L	23-30
10/19/14...	at Green Bay	L	17-38
11/08/15...	GREEN BAY	W	37-29
12/17/17...	GREEN BAY	W	31-24
11/10/19...	at Green Bay	L	16-24
12/19/20...	at Green Bay	L	16-24

## HOUSTON TEXANS (3-2)

Home: 1-1...Away: 2-1...Playoffs: 0-0

11/02/03...	at Houston	L	10-14
09/16/07...	HOUSTON	L	21-34
12/18/11...	at Houston	W	28-13
09/20/15...	HOUSTON	W	24-17
09/29/19...	at Houston	W	16-10

## INDIANAPOLIS COLTS (5-2)

Home: 2-1...Away: 3-1...Playoffs: 0-0

12/03/95...	INDIANAPOLIS (at Clemson)	W	13-10
12/27/98...	at Indianapolis	W	27-19
10/12/03...	at Indianapolis	W	OT 23-20
10/28/07...	INDIANAPOLIS	L	7-31
11/27/11...	at Indianapolis	W	27-19
11/02/15...	INDIANAPOLIS (Monday Night)	W	29-26
12/22/19...	at Indianapolis	L	6-38

## JACKSONVILLE JAGUARS (4-3)

Home: 3-1...Away: 1-2...Playoffs: 0-0

09/29/96...	at Jacksonville	L	14-24
09/19/99...	JACKSONVILLE	L	20-22
09/07/03...	JACKSONVILLE	W	24-23
12/09/07...	at Jacksonville	L	37-6
09/25/11...	JACKSONVILLE	W	16-10
09/13/15...	at Jacksonville	W	20-9
10/06/19...	JACKSONVILLE	W	34-27

## KANSAS CITY CHIEFS (2-5)

Home: 1-2...Away: 1-3...Playoffs: 0-0

09/21/97...	KANSAS CITY	L	14-35
12/10/00...	at Kansas City	L	14-15
09/19/04...	at Kansas City	W	28-17
10/05/08...	KANSAS CITY	W	34-0
12/02/12...	at Kansas City	L	21-27
11/13/16...	KANSAS CITY	L	17-20
11/08/21...	at Kansas City	L	31-33

## LAS VEGAS/OAKLAND RAIDERS (3-4)

Home: 2-2...Away: 1-2...Playoffs: 0-0

11/02/97...	OAKLAND	W	38-14
12/24/00...	at Oakland	L	9-52
11/07/04...	OAKLAND	L	24-27
11/09/08...	at Oakland	W	17-6
12/23/12...	OAKLAND	W	17-6
11/27/16...	at Oakland	L	32-35
9/13/20...	LAS VEGAS	L	30-34

## LOS ANGELES/SAN DIEGO CHARGERS (6-1)

Home: 2-1...Away: 4-0...Playoffs: 0-0

09/14/97...	at San Diego	W	26-7
12/17/00...	SAN DIEGO	W	30-22
10/24/04...	SAN DIEGO	L	6-17
09/07/08...	at San Diego	W	26-24
12/16/12...	at San Diego	W	31-7
12/11/16...	SAN DIEGO	W	28-16
09/27/20...	at Los Angeles	W	21-16

## LOS ANGELES/ST. LOUIS RAMS (13-9)

Home: 6-5...Away: 7-4...Playoffs: 1-0

09/17/95...	ST. LOUIS (at Clemson)	L	10-31
11/12/95...	at St. Louis	L	17-28
10/13/96...	ST. LOUIS	W	45-13
11/17/96...	at St. Louis	W	20-10
11/23/97...	at St. Louis	W	16-10
12/20/97...	ST. LOUIS	L	18-30
11/22/98...	at St. Louis	W	24-20
12/20/98...	ST. LOUIS	W	20-13
11/14/99...	at St. Louis	L	10-35
12/05/99...	ST. LOUIS	L	21-34
11/05/00...	at St. Louis (Sunday Night)	W	27-24
12/03/00...	ST. LOUIS	W	16-3
11/11/01...	at St. Louis	L	14-48
12/23/01...	ST. LOUIS	L	32-38
01/10/04...	at St. Louis (playoffs)	W	20T 29-23
12/12/04...	ST. LOUIS	W	20-7
11/19/06...	ST. LOUIS	W	15-0
09/09/07...	at St. Louis	W	27-13
10/31/10...	at St. Louis	L	10-20
10/20/13...	ST. LOUIS	W	30-15
11/06/16...	at Los Angeles	W	13-10
09/08/19...	LOS ANGELES	L	27-30

## MIAMI DOLPHINS (2-4)

Home: 1-2...Away: 1-2...Playoffs: 0-0

11/15/98...	MIAMI	L	9-13
11/04/01...	at Miami	L	6-23
09/25/05...	at Miami	L	24-27
11/19/09...	MIAMI (Thursday Night)	L	17-24
11/24/13...	at Miami	W	20-16
11/13/17...	MIAMI (Monday Night)	W	45-21

# TEAM-BY-TEAM RESULTS

## MINNESOTA VIKINGS (6-9)

Home: 3-2...Away: 3-7...Playoffs: 0-0

10/06/96...	at Minnesota	L	12-14
10/12/97...	at Minnesota	L	14-21
11/19/00...	at Minnesota	L	17-31
09/09/01...	at Minnesota	W	24-13
09/22/02...	at Minnesota	W	21-14
10/30/05...	MINNESOTA	W	38-13
09/17/06...	at Minnesota	L OT	13-16
09/21/08...	at Minnesota	L	10-20
12/20/09...	MINNESOTA (Sunday Night)	W	26-7
10/30/11...	MINNESOTA	L	21-24
10/13/13...	at Minnesota	W	35-10
11/30/14...	at Minnesota	L	13-31
09/25/16...	MINNESOTA	L	10-22
12/10/17...	MINNESOTA	W	31-24
11/29/20...	at Minnesota	L	27-28

## NEW ENGLAND PATRIOTS (4-3)

Home: 2-1...Away: 2-1...Playoffs: 0-1

10/29/95...	at New England	W OT	20-17
01/06/02...	NEW ENGLAND	L	6-38
02/01/04...	New England (Super Bowl XXXVIII)	L	29-32
09/18/05...	NEW ENGLAND	W	27-17
12/13/09...	at New England	L	10-20
11/18/13...	NEW ENGLAND (Monday Night)	W	24-20
10/01/17...	at New England	W	33-30

## NEW ORLEANS SAINTS (25-28)

Home: 12-14...Away: 13-14...Playoffs: 0-1

10/22/95...	NEW ORLEANS	W	20-3
11/26/95...	at New Orleans	L	26-34
09/08/96...	at New Orleans	W	22-20
10/20/96...	NEW ORLEANS	W	19-7
10/19/97...	at New Orleans	W	13-0
11/30/97...	NEW ORLEANS	L	13-16
09/13/98...	at New Orleans	L	14-19
11/01/98...	NEW ORLEANS	W	31-17
12/9/99...	at New Orleans	L	10-19
01/02/00...	NEW ORLEANS	W	45-13
10/15/00...	at New Orleans	L	6-24
11/12/00...	NEW ORLEANS	L	10-20
10/14/01...	NEW ORLEANS	L	25-27
12/02/01...	at New Orleans	L	23-27
11/10/02...	NEW ORLEANS	L	24-34
12/29/02...	at New Orleans	W	10-6
10/05/03...	NEW ORLEANS	W	19-13
10/26/03...	at New Orleans	W OT	23-20
12/05/04...	at New Orleans	W	32-21
01/02/05...	NEW ORLEANS	L	18-21
09/11/05...	NEW ORLEANS	L	20-23
12/18/05...	at New Orleans (at LSU)	W	27-10
10/01/06...	NEW ORLEANS	W	21-18
12/31/06...	at New Orleans	W	31-21
10/07/07...	at New Orleans	W	16-13
11/25/07...	NEW ORLEANS	L	6-31
10/19/08...	NEW ORLEANS	W	30-7
12/28/08...	at New Orleans	W	33-31
11/08/09...	at New Orleans	L	20-30
01/03/10...	NEW ORLEANS	W	23-10
10/03/10...	at New Orleans	L	14-16
11/07/10...	NEW ORLEANS	L	3-34
10/09/11...	NEW ORLEANS	L	27-30
01/01/12...	at New Orleans	L	17-45
09/16/12...	NEW ORLEANS	W	35-27
12/30/12...	at New Orleans	W	44-38

12/08/13...	at New Orleans (Sunday Night)	L	13-31
12/22/13...	NEW ORLEANS	W	17-13
10/30/14...	NEW ORLEANS (Thursday Night)	L	10-28
12/7/14...	at New Orleans	W	41-10
09/27/15...	NEW ORLEANS	W	27-22
12/06/15...	at New Orleans	W	41-38
10/16/16...	at New Orleans	L	38-41
11/17/16...	NEW ORLEANS (Thursday Night)	W	23-20
09/24/17...	NEW ORLEANS	L	13-34
12/03/17...	at New Orleans	L	21-31
01/07/18...	at New Orleans (playoffs)	L	26-31
12/17/18...	NEW ORLEANS	L	9-12
12/30/18...	at New Orleans	W	33-14
11/24/19...	at New Orleans	L	31-34
12/29/19...	NEW ORLEANS	L	10-42
10/25/20...	at New Orleans	L	24-27
01/03/21...	NEW ORLEANS	L	7-33

## NEW YORK GIANTS (7-4)

Home: 3-2...Away: 4-2...Playoffs: 1-0

11/10/96...	NEW YORK GIANTS	W	27-17
12/28/03...	at New York Giants	W	37-24
01/08/06...	at New York Giants (playoffs)	W	23-0
12/10/06...	NEW YORK GIANTS	L	13-27
12/21/08...	at New York Giants (Sunday Night)	L OT	28-34
12/27/09...	at New York Giants	W	41-9
09/12/10...	at New York Giants	L	18-31
09/20/12...	NEW YORK GIANTS (Thursday Night)	L	7-36
09/22/13...	NEW YORK GIANTS	W	38-0
12/20/15...	at New York Giants	W	38-35
10/07/18...	NEW YORK GIANTS	W	33-31

## NEW YORK JETS (4-3)

Home: 3-1...Away: 1-2...Playoffs: 0-0

10/15/95...	NEW YORK JETS	W	26-15
11/29/98...	at New York Jets	L	21-48
10/28/01...	NEW YORK JETS	L	12-13
11/13/05...	NEW YORK JETS	W	30-3
11/29/09...	at New York Jets	L	6-17
12/15/13...	NEW YORK JETS	W	30-20
11/26/17...	at New York Jets	W	35-27

## PHILADELPHIA EAGLES (5-7)

Home: 2-3...Away: 3-4...Playoffs: 1-0

10/27/96...	at Philadelphia	L	9-20
11/07/99...	PHILADELPHIA	W	33-7
11/30/03...	PHILADELPHIA	L	16-25
01/18/04...	at Philadelphia (playoffs)	W	14-3
10/17/04...	at Philadelphia	L	8-30
12/04/06...	at Philadelphia (Monday Night)	L	24-27
09/13/09...	PHILADELPHIA	L	10-38
11/26/12...	at Philadelphia (Monday Night)	W	30-22
11/10/14...	at Philadelphia (Monday Night)	L	21-45
10/25/15...	PHILADELPHIA (Sunday Night)	W	27-16
10/12/17...	PHILADELPHIA (Thursday Night)	L	23-28
10/21/18...	at Philadelphia	W	21-17

## PITTSBURGH STEELERS (1-6)

Home: 1-2...Away: 0-4...Playoffs: 0-0

12/22/96...	PITTSBURGH	W	18-14
12/26/99...	at Pittsburgh	L	20-30
12/15/02...	at Pittsburgh	L	14-30
12/17/06...	PITTSBURGH	L	3-37
12/23/10...	at Pittsburgh (Thursday Night)	L	3-27
09/21/14...	PITTSBURGH (Sunday Night)	L	19-37
11/08/18...	at Pittsburgh	L	21-52

# TEAM-BY-TEAM RESULTS

## SAN FRANCISCO 49ERS (13-9)

Home: 6-5...Away: 7-4...Playoffs: 0-1

11/05/95...	at San Francisco	W	13-7
12/10/95...	SAN FRANCISCO	L	10-31
09/22/96...	SAN FRANCISCO	W	23-7
12/08/96...	at San Francisco	W	30-24
09/29/97...	SAN FRANCISCO (Monday Night)	L	21-34
11/16/97...	at San Francisco	L	19-27
11/08/98...	at San Francisco	L	23-25
12/16/98...	SAN FRANCISCO	L OT	28-31
10/17/99...	at San Francisco	W	31-29
12/18/99...	SAN FRANCISCO	W	41-24
09/10/00...	at San Francisco	W	38-22
10/22/00...	SAN FRANCISCO	W	34-16
10/07/01...	at San Francisco (Sunday Night)	L	14-24
11/18/01...	SAN FRANCISCO	L OT	22-25
11/14/04...	at San Francisco	W	37-27
12/02/07...	SAN FRANCISCO	W	31-14
10/24/10...	SAN FRANCISCO	W	23-20
11/10/13...	at San Francisco	W	10-9
01/12/14...	SAN FRANCISCO (playoffs)	L	10-23
09/18/16...	SAN FRANCISCO	W	46-27
12/10/17...	at San Francisco	W	23-3
10/27/19...	at San Francisco	L	13-51

## SEATTLE SEAHAWKS (4-10)

Home: 3-5...Away: 1-5...Playoffs: 1-2

10/08/00...	SEATTLE	W	26-3
10/31/04...	at Seattle	L	17-23
01/22/06...	at Seattle (playoffs)	L	14-34
12/16/07...	SEATTLE	W	13-10
12/05/10...	at Seattle	L	14-31
10/07/12...	SEATTLE	L	12-16
09/08/13...	SEATTLE	L	7-12
10/26/14...	SEATTLE	L	9-13
01/10/15...	at Seattle (playoffs)	L	17-31
10/25/16...	at Seattle	W	27-23
01/17/16...	SEATTLE (playoffs)	W	31-24
12/04/16...	at Seattle (Sunday Night)	L	7-40
11/25/18...	SEATTLE	L	27-30
12/15/19...	SEATTLE	L	24-30

## TAMPA BAY BUCCANEERS (24-17)

Home: 12-9...Away: 12-8...Playoffs: 0-0

10/01/95...	TAMPA BAY	L	13-20
12/01/96...	TAMPA BAY	W	24-0
10/18/98...	at Tampa Bay	L	13-16
10/27/02...	TAMPA BAY	L	9-12
11/17/02...	at Tampa Bay	L	10-23
09/14/03...	at Tampa Bay	W OT	12-9
11/09/03...	TAMPA BAY	W	27-24
11/28/04...	TAMPA BAY	W	21-14
12/26/04...	at Tampa Bay	W	37-20
11/06/05...	at Tampa Bay	W	34-14
12/11/05...	TAMPA BAY	L	10-20
09/24/06...	at Tampa Bay	W	26-24
11/13/06...	TAMPA BAY (Monday Night)	W	24-10
09/30/07...	TAMPA BAY	L	7-20
12/30/07...	at Tampa Bay	W	31-23
10/12/08...	at Tampa Bay	L	3-27
12/08/08...	TAMPA BAY (Monday Night)	W	38-23
10/18/09...	at Tampa Bay	W	28-21
12/06/09...	TAMPA BAY	W	16-6
09/19/10...	at TAMPA BAY	L	7-20
11/14/10...	at Tampa Bay	L	16-31
12/04/11...	at Tampa Bay	W	38-19
12/24/11...	TAMPA BAY	W	48-16
09/09/12...	at Tampa Bay	L	10-16
11/18/12...	TAMPA BAY	L OT	21-27
10/24/13...	at Tampa Bay (Thursday Night)	W	31-13
12/1/13...	TAMPA BAY	W	27-6

09/07/14...	at Tampa Bay	W	20-14
12/14/14...	TAMPA BAY	W	19-17
10/04/16...	at Tampa Bay	W	37-23
01/03/16...	TAMPA BAY	W	38-10
10/10/16...	TAMPA BAY (Monday Night)	L	14-17
01/01/17...	at Tampa Bay	L	16-17
10/29/17...	at Tampa Bay	W	17-3
12/24/17...	TAMPA BAY	W	22-19
11/04/18...	TAMPA BAY	W	42-28
12/02/18...	at Tampa Bay	L	17-24
09/12/19...	TAMPA BAY (Thursday Night)	L	14-20
10/13/19...	at Tampa Bay (London)	W	37-26
09/20/20...	at Tampa Bay	L	17-31
11/15/20...	TAMPA BAY	L	23-46

## TENNESSEE TITANS (3-3)

Home: 1-2...Away: 2-1...Playoffs: 0-0

11/24/96...	at Houston	W	31-6
10/19/03...	TENNESSEE	L	17-37
11/04/07...	at Tennessee	L	7-20
11/13/11...	TENNESSEE	L	3-30
11/15/15...	at Tennessee	W	27-10
11/03/19...	TENNESSEE	W	30-20

## WASHINGTON FOOTBALL TEAM (7-9)

Home: 4-3...Away: 3-6...Playoffs: 0-0

12/24/95...	at Washington	L	17-20
08/31/97...	WASHINGTON	L	10-24
12/13/98...	WASHINGTON	L	25-28
10/03/99...	at Washington	L	36-38
09/03/00...	at Washington	L	17-20
10/21/01...	at Washington	L OT	14-17
11/16/03...	WASHINGTON	W	20-17
11/26/06...	at Washington	L	13-17
10/11/09...	WASHINGTON	W	20-17
10/23/11...	WASHINGTON	W	33-20
11/04/12...	at Washington	W	21-13
11/22/15...	WASHINGTON	W	44-16
12/19/16...	at Washington (Monday Night)	W	26-15
10/14/18...	at Washington	L	17-23
12/01/19...	WASHINGTON	L	21-29
12/27/20...	at Washington	W	20-13

# PANTHERS IN OVERTIME

Location	Won	Lost	Tie	Won Toss	Lost Toss
Home	1	4	0	1	4
Away	5	6	1	8	4
<b>Totals</b>	<b>6</b>	<b>10</b>	<b>1</b>	<b>9</b>	<b>8</b>

Nov. 2, 2015 - Carolina 29 vs. Indianapolis 26: Colts win toss. Indianapolis kicker Adam Vinatieri converts a 50-yard field goal on the first possession of overtime, but the Panthers responded with a 42-yard field goal by kicker Graham Gano to tie it on the following drive. On the Colts subsequent drive, Roman Harper tips a pass over the middle and linebacker Luke Kuechly secures it at the Indy 39. The offense picks up 5 yards on third down and Gano makes 52-yard kick for his first "walk-off win" in his 45 games with the Panthers to secure the first home overtime victory in franchise history.

Oct. 12, 2014 - Carolina 37 at Cincinnati 37: Bengals win toss. The Bengals are forced to kick a 42-yard field goal following a sack by defensive end Charles Johnson on third-and-seven. The Panthers made their way into scoring position and kicker Graham Gano connected on a 36-yard field goal to tie the game with 2:19 left in overtime. Bengals kicker Mike Nugent misses a 36-yard field goal as time expired, marking just the second time since the league adopted new overtime rules in 2012 that a game has ended in a tie when both teams scored in overtime.

Nov. 18, 2012 - Carolina 21 vs. Tampa Bay 27: Buccaneers win toss. The Buccaneers drive 80 yards in eight plays as Josh Freeman completes a 15-yard touchdown pass to Vincent Jackson for the win. Running back Doug Martin rushes five times for 48 yards on the drive.

Dec. 21, 2008 - Carolina 28 at New York Giants 34: Giants win toss. The Giants are forced to punt. The Panthers are forced to punt. Giants running back Brandon Jacobs scores on a 2-yard run with 9:57 remaining following a 51-yard Derrick Ward run to the Panthers' 36, setting up the game winning touchdown.

Sept. 17, 2006 - Carolina 13 at Minnesota 16: Panthers win toss. The Panthers are forced to punt. Minnesota kicker Ryan Longwell converts a 19-yard field goal with 7:28 remaining following a 10-play 78-yard drive.

Dec. 18, 2004 - Carolina 31 at Atlanta 34: Panthers win toss. Aaron Beasley intercepts a Jake Delhomme pass and returns it 30 yards. Jay Feely kicks a 38-yard field goal with 12:35 remaining.

Jan. 10, 2004 - Carolina 29 at St. Louis 23 (2OT), NFC Divisional Playoffs: Panthers win toss. Scoreless first overtime ends after John Kasay misses a 45-yard field goal and Rams kicker Jeff Wilkins is short on a 53-yard attempt. A Ricky Manning interception sets up a 69-yard touchdown pass from Jake Delhomme to Steve Smith on the first play of the second overtime period with 14:50 remaining. At 1:15:10, the game ranks as the fifth-longest in NFL history.

Dec. 7, 2003 - Carolina 14 at Atlanta 20: Panthers win toss. Kevin Mathis intercepts a Jake Delhomme pass and returns it 32 yards for a touchdown with 13:31 remaining.

Oct. 26, 2003 - Carolina 23 at New Orleans 20: Saints win toss. On a key fourth down play, Julius Peppers upends Deuce McAllister in the backfield short of the first down and causes a fumble that is recovered by Kris Jenkins. Stephen Davis' 34-yard run sets up a John Kasay 31-yard field goal with 10:24 remaining.

Oct. 12, 2003 - Carolina 23 at Indianapolis 20: Panthers win toss. John Kasay kicks a 47-yard field goal with 9:21 remaining following a 10-play 43-yard drive where DeShaun Foster gained 26 yards on the ground.

Sept. 14, 2003 - Carolina 12 at Tampa Bay 9: Panthers win toss. Panthers are forced to punt. Defense stops the Buccaneers at the Carolina 42-yard line and Steve Smith returns the punt 52 yards. John Kasay kicks a 47-yard field goal with 3:28 remaining.

Nov. 18, 2001 - Carolina 22 vs. San Francisco 25: 49ers win toss. Jose Cortez kicks a 26-yard field goal with 10:26 remaining.

Oct. 21, 2001 - Carolina 14 at Washington 17: Redskins win toss. Tony Banks completes a 47-yard pass to Rod Gardner to set up a Brett Conway 23-yard field goal conversion with 13:13 remaining.

Oct. 1, 2000 - Carolina 13 vs. Dallas 16: Cowboys win toss. Troy Aikman drives Dallas 68 yards in seven plays, and Tim Seder caps off the drive with a 24-yard field goal with 11:08 remaining.

Dec. 6, 1998 - Carolina 28 vs. San Francisco 31: Panthers win toss. A Carolina fumble is recovered by the 49ers at the Panthers 38-yard line. Wade Richey kicks a 23-yard field goal with 10:44 remaining.

Oct. 29, 1995 - Carolina 20 at New England 17: Panthers win toss. Both the Panthers and the Patriots are forced to punt before John Kasay converts a 29-yard field goal with 7:52 remaining for Carolina's first overtime win in team history.

Sept. 3, 1995 - Carolina 20 at Atlanta 23: Panthers win toss. In the Panthers inaugural regular season contest, the Falcons recover a Carolina fumble on the Panthers 42-yard line after Frank Reich is sacked. Morten Andersen kicks a 35-yard field goal with 8:43 remaining.

# ALL-TIME WIN-LOSS RECORDS

## 1995-2001

General Records:	1995	1996	1997	1998	1999	2000	2001
Overall Record	7-9	12-4	7-9	4-12	8-8	7-9	1-15
Home	5-3	8-0	2-6	2-6	5-3	5-3	0-8
Away	2-6	4-4	5-3	2-6	3-5	2-6	1-7
Panthers win coin toss	3-4	8-3	4-5	2-3	4-5	4-4	1-6
Panthers lose coin toss	4-5	4-1	3-4	2-9	4-3	3-5	0-9
Scoring first	3-4	10-0	4-1	3-4	7-4	6-4	1-7
Opponent scores first	4-5	2-4	3-8	1-8	1-4	1-5	0-8
Leading at halftime	3-1	6-0	6-0	2-3	7-1	5-3	1-5
Tied at halftime	2-2	-	0-1	0-3	0-1	0-2	0-1
Trailing at halftime	2-6	6-4	1-8	2-6	1-6	2-4	0-9
Leading after three quarters	5-0	11-0	6-0	3-2	8-1	5-2	1-3
Tied after three quarters	1-1	-	0-1	0-1	-	0-1	-
Trailing after three quarters	1-8	1-4	1-8	1-10	0-7	2-5	0-12
In overtime	1-1	-	-	0-1	-	0-1	0-2
Outcomes of 7 points or less	4-6	3-1	2-2	2-9	3-3	1-5	0-8
Outcomes of 3 points or less	1-2	1-1	1-1	0-3	2-2	1-4	0-6
Ind. Panthers 100-yd rusher	1-1	4-1	3-3	2-2	1-1	2-0	0-2
Ind. Panthers 100-yd receiver	1-5	1-2	2-3	1-6	5-5	3-2	0-2
Ind. Panthers 300-yd passer	1-1	1-0	0-1	0-1	4-1	3-0	0-1
Panthers out-gain opposition	4-5	7-1	6-3	1-2	7-5	3-1	0-2
Panthers out-rush opposition	5-0	8-1	5-1	3-0	3-2	3-0	0-3
Panthers out-pass opposition	4-3	6-2	4-4	1-5	5-5	3-3	0-5
Opponent ind. 100-yd rusher	0-1	2-2	0-5	0-5	2-3	0-4	0-6
Opponent ind. 100-yd receiver	2-5	3-1	2-2	1-5	2-3	2-1	0-6
Opponent ind. 300-yd passer	2-1	1-1	1-0	1-1	3-2	2-1	0-4
Turnovers:							
Positive	3-3	8-0	3-0	3-3	4-0	5-2	1-6
Even	4-1	3-1	4-1	1-0	1-4	0-4	0-2
Negative	0-5	1-3	0-8	0-9	3-4	2-3	0-7
Surface:							
On grass	7-5	9-1	3-8	2-8	8-4	6-6	0-11
On artificial turf	0-4	3-3	4-1	2-4	0-4	1-3	1-4
Outdoors	7-6	9-2	4-8	2-10	8-5	6-6	0-12
Indoors	0-3	3-2	3-1	2-2	0-3	1-3	1-3
By Month:							
August	-	-	0-1	-	-	-	-
September	0-3	3-1	2-2	0-3	1-2	1-2	1-2
October	3-2	2-2	2-1	0-4	1-3	2-3	0-4
November	2-2	3-1	2-3	2-3	3-1	2-2	0-4
December	2-2	4-0	1-2	2-2	2-2	2-2	0-4
January	-	-	-	-	1-0	-	0-1
February	-	-	-	-	-	-	-
By Conference/Division:							
AFC Opponents	3-1	3-1	2-2	1-3	2-2	2-2	0-4
AFC East	3-1	-	-	1-3	-	-	0-4
AFC Central	-	3-1	-	-	2-2	-	-
AFC North	-	-	-	-	-	-	-
AFC South	-	-	-	-	-	-	-
AFC West	-	-	2-2	-	-	2-2	-
NFC Opponents	4-8	9-3	5-7	3-9	6-6	5-7	1-11
NFC East	1-1	1-1	1-1	0-2	1-1	0-2	0-2
NFC Central	0-2	1-1	0-2	0-2	1-1	1-1	1-1
NFC North	-	-	-	-	-	-	-
NFC South	-	-	-	-	-	-	-
NFC West	3-5	7-1	4-4	3-5	4-4	4-4	0-8
Jersey Color:							
White Jerseys	5-6	8-3	5-6	2-5	5-6	4-6	1-7
Black Jerseys	2-3	4-1	2-3	2-7	3-2	3-3	0-8
Blue Jerseys	-	-	-	-	-	-	-
Time Of Game:							
Day	7-8	11-4	5-7	4-11	7-8	5-9	1-14
Night	0-1	1-0	2-2	0-1	1-0	2-0	0-1
On Monday Night Football	-	-	1-1	-	-	1-0	-

# ALL-TIME WIN-LOSS RECORDS

## 2002-2008

General Records:	2002	2003	2004	2005	2006	2007	2008
Overall Record	7-9	11-5	7-9	11-5	8-8	7-9	12-4
Home	4-4	6-2	3-5	5-3	4-4	2-6	8-0
Away	3-5	5-3	4-4	6-2	4-4	5-3	4-4
Panthers win coin toss	3-4	2-4	1-3	5-2	2-2	4-4	6-2
Panthers lose coin toss	4-5	9-1	6-6	6-3	6-6	3-5	6-2
Scoring first	1-2	10-2	5-2	9-1	4-5	6-3	8-1
Opponent scores first	6-7	1-3	2-7	2-4	4-3	1-6	4-3
Leading at halftime	5-2	6-1	4-1	8-1	6-5	2-1	10-1
Tied at halftime	0-2	1-2	1-1	1-0	1-0	3-0	0-1
Trailing at halftime	2-5	4-2	2-7	2-4	1-3	2-8	2-2
Leading after three quarters	6-3	8-2	5-1	8-0	8-4	4-0	9-1
Tied after three quarters	1-0	-	1-0	1-0	0-0	1-1	2-0
Trailing after three quarters	0-6	3-3	1-8	2-5	0-4	2-8	1-3
In overtime	-	3-1	0-1	0-0	0-1	0-0	0-1
Outcomes of 7 points or less	4-4	9-3	1-5	4-3	4-4	1-2	4-1
Outcomes of 3 points or less	1-4	7-0	0-4	2-2	3-3	2-0	3-0
Ind. Panthers 100-yd rusher	2-0	5-2	6-0	2-0	4-0	3-0	6-2
Ind. Panthers 100-yd receiver	2-2	4-1	4-4	5-5	3-4	2-3	7-2
Ind. Panthers 300-yd passer	2-1	1-1	1-3	1-0	1-1	0-1	0-0
Panthers out-gain opposition	5-2	5-3	5-5	8-2	7-2	4-1	7-1
Panthers out-rush opposition	5-3	9-3	6-2	10-1	7-1	5-3	9-1
Panthers out-pass opposition	5-2	6-3	3-6	6-4	4-4	3-2	4-3
Opponent ind. 100-yd rusher	1-0	3-1	0-5	0-3	0-6	0-4	0-3
Opponent ind. 100-yd receiver	1-4	3-0	4-1	3-0	2-3	2-2	2-1
Opponent ind. 300-yd passer	-	1-0	3-0	2-0	1-1	1-0	3-0
<b>Turnovers:</b>							
Positive	5-1	3-1	6-3	7-1	5-0	5-1	8-1
Even	1-0	3-0	1-2	4-1	1-1	1-1	2-1
Negative	1-8	5-4	0-4	0-4	2-7	1-7	2-2
<b>Surface:</b>							
On grass	5-7	9-3	6-7	8-5	5-6	4-9	11-1
On artificial turf	2-2	2-2	1-2	3-0	3-2	3-0	1-3
Outdoors	5-8	9-4	6-8	9-5	6-7	3-9	11-2
Indoors	2-1	2-1	1-1	2-0	2-1	4-0	1-2
<b>By Month:</b>							
August	-	-	-	-	-	-	-
September	3-1	3-0	1-1	1-2	1-2	2-2	3-1
October	0-4	3-1	0-5	4-0	3-2	2-1	3-1
November	0-3	2-3	3-1	3-1	2-1	0-4	3-1
December	4-1	3-1	3-1	2-2	2-3	3-2	3-1
January	-	-	0-1	1-0	-	-	-
February	-	0-1	-	-	-	-	-
<b>By Conference/Division:</b>							
AFC Opponents	3-1	2-2	1-3	3-1	2-2	0-4	4-0
AFC East	-	-	-	3-1	-	-	-
AFC Central	-	-	-	-	-	-	-
AFC North	3-1	-	-	-	2-2	-	-
AFC South	-	2-2	-	-	-	0-4	-
AFC West	-	-	1-3	-	-	-	4-0
NFC Opponents	4-8	9-3	6-6	8-4	6-6	7-5	8-4
NFC East	0-1	2-2	0-1	0-1	0-4	0-1	0-1
NFC Central	-	-	-	-	-	-	-
NFC North	3-1	1-0	0-1	3-1	0-1	0-1	3-1
NFC South	1-5	5-1	3-3	4-2	5-1	3-3	4-2
NFC West	0-1	1-0	3-1	1-0	1-0	4-0	1-0
<b>Jersey Color:</b>							
White Jerseys	5-5	7-2	4-5	5-3	5-4	5-4	6-3
Black Jerseys	2-3	3-2	2-3	5-1	1-4	2-3	5-0
Blue Jerseys	0-1	1-1	1-1	1-1	2-0	0-2	1-1
<b>Time Of Game:</b>							
Day	7-9	11-4	7-7	10-5	7-6	7-8	11-3
Night	-	0-1	0-2	1-0	1-2	0-1	1-1
On Monday Night Football	-	-	0-1	1-0	1-1	-	1-0

# ALL-TIME WIN-LOSS RECORDS

## 2009-2015

General Records:	2009	2010	2011	2012	2013	2014	2015
Overall Record	8-8	2-14	6-10	7-9	12-4	7-8-1	15-1
Home	5-3	2-6	3-5	3-5	7-1	4-4	8-0
Away	3-5	0-8	3-5	4-4	5-3	3-4-1	7-1
Panthers win coin toss	6-4	1-9	4-3	3-0	8-2	3-4	9-0
Panthers lose coin toss	2-4	1-5	2-7	4-9	4-2	4-4-1	6-1
Scoring first	5-6	1-4	6-4	4-2	8-2	7-3-1	10-1
Opponent scores first	3-2	1-10	0-6	3-7	4-2	0-5	5-0
Leading at halftime	5-3	1-1	4-4	5-3	10-3	5-1	12-0
Tied at halftime	1-0	1-0	1-1	0-0	0-0	0-0	1-1
Trailing at halftime	2-5	0-13	1-5	2-6	2-1	2-7-1	2-0
Leading after three quarters	6-0	1-1	5-3	6-2	10-1	6-0-1	14-0
Tied after three quarters	0-1	1-0	0-1	0-0	0-1	0-1	0-0
Trailing after three quarters	2-7	0-13	1-6	1-7	2-2	1-7	1-1
In overtime	0-0	0-0	0-0	0-1	0-0	0-0-1	1-0
Outcomes of 7 points or less	2-1	2-2	1-7	1-7	5-2	4-2-1	6-1
Outcomes of 3 points or less	1-0	1-2	0-3	0-2	2-1	1-1-1	2-0
Ind. Panthers 100-yd rusher	6-2	1-3	0-1	2-0	1-0	2-0-1	3-0
Ind. Panthers 100-yd receiver	1-1	1-0	2-5	2-4	1-0	1-4	5-0
Ind. Panthers 300-yd passer	0-1	1-0	0-3	1-2	0-1	0-1	3-0
Panthers out-gain opposition	6-3	2-1	5-6	5-4	7-1	5-2	12-0
Panthers out-rush opposition	8-3	1-4	5-3	5-4	9-3	5-4	14-1
Panthers out-pass opposition	3-4	1-1	2-5	4-4	6-1	4-3	9-0
Opponent ind. 100-yd rusher	1-2	1-3	2-5	1-3	0-1	0-2-1	2-0
Opponent ind. 100-yd receiver	1-2	1-1	1-5	3-3	1-2	2-3-1	3-1
Opponent ind. 300-yd passer	1-2	0-2	0-6	2-2	1-2	0-2-1	3-1
<b>Turnovers:</b>							
Positive	6-1	1-5	6-0	4-3	8-1	6-0-1	11-0
Even	0-1	0-2	0-3	2-3	3-1	0-2	1-1
Negative	2-6	1-7	0-7	1-3	1-2	1-6	3-0
<b>Surface:</b>							
On grass	7-4	2-9	5-7	6-8	10-2	5-5	11-0
On artificial turf	1-4	0-5	1-3	1-1	2-2	2-3-1	4-1
Outdoors	7-5	2-11	4-6	6-8	10-2	5-8-1	13-0
Indoors	1-3	0-3	2-4	1-1	2-2	2-0	2-1
<b>By Month:</b>							
August	-	-	-	-	-	-	-
September	0-3	0-3	1-2	1-3	1-2	2-2	3-0
October	2-1	1-3	1-4	0-3	3-1	1-3-1	3-0
November	2-3	0-4	1-2	2-2	4-0	0-3	5-0
December	3-1	1-3	3-1	4-1	4-1	4-0	3-1
January	1-0	0-1	0-1	0-0	0-0	0-0	1-0
February	-	-	-	-	-	-	0-1
<b>By Conference/Division:</b>							
AFC Opponents	0-4	0-4	3-1	2-2	3-1	1-2-1	4-0
AFC East	0-4	-	-	-	3-1	0-0	0-0
AFC Central	-	-	-	-	-	-	-
AFC North	-	0-4	-	-	-	1-2-1	0-0
AFC South	-	-	3-1	-	-	0-0	4-0
AFC West	-	-	-	2-2	-	0-0	0-0
NFC Opponents	8-4	2-10	3-9	5-7	9-3	6-6	11-1
NFC East	2-2	0-1	1-0	2-2	1-0	0-1	4-0
NFC Central	-	-	-	-	-	-	-
NFC North	1-0	0-1	0-4	0-1	1-0	2-2	1-0
NFC South	4-2	0-6	2-4	3-3	5-1	4-2	5-1
NFC West	1-0	2-2	0-1	0-1	2-2	0-1	1-0
<b>Jersey Color:</b>							
White Jerseys	3-5	0-10	4-7	5-5	5-3	4-4-1	6-1
Black Jerseys	4-2	1-3	1-2	2-2	4-1	2-3	6-0
Blue Jerseys	1-1	1-1	1-1	0-2	3-0	1-1	3-0
<b>Time Of Game:</b>							
Day	7-6	2-13	6-10	6-8	10-3	7-5-1	13-1
Night	1-2	0-1	-	1-1	2-1	0-3	2-0
On Monday Night Football	0-1	-	-	1-0	1-0	0-1	1-0

# ALL-TIME WIN-LOSS RECORDS

## 2016-2020

General Records:	2016	2017	2018	2019	2020	TOTAL	PLAYOFFS
Overall Record	6-10	11-5	7-9	5-11	5-11	200-215-1	9-8
Home	4-4	6-2	5-3	2-6	2-6	110-98	5-2
Away	2-6	5-3	2-6	3-5	3-5	90-117-1	4-6
Panthers win coin toss	3-5	8-2	5-2	0-4	2-6	101-92	5-8
Panthers lose coin toss	3-5	3-3	2-7	5-7	3-5	99-123-1	4-0
Scoring first	5-3	8-1	3-7	4-2	4-4	142-79-1	7-2
Opponent scores first	1-7	3-4	4-2	1-9	1-7	58-137	2-6
Leading at halftime	6-4	10-0	6-2	5-1	5-1	145-48	8-0
Tied at halftime	0-0	0-2	0-2	0-0	0-10	13-32	-
Trailing at halftime	0-6	1-3	1-5	0-10	0-1	42-136-1	1-8
Leading after three quarters	6-3	10-0	6-3	4-0	5-1	166-33-1	9-0
Tied after three quarters	0-2	0-0	0-0	1-0	0-9	9-20	-
Trailing after three quarters	0-5	1-5	1-6	0-11	0-1	25-162	0-8
In overtime	0-0	0-0	0-0	0-0	0-0	5-10-1	1-0
Outcomes of 7 points or less	2-6	7-1	2-7	2-3	3-8	79-103-1	2-3
Outcomes of 3 points or less	2-6	4-0	1-3	0-2	0-3	38-55-1	0-1
Ind. Panthers 100-yd rusher	2-0	2-0	1-3	3-3	0-0	64-26-1	5-0
Ind. Panthers 100-yd receiver	1-2	3-1	0-3	1-6	3-5	61-77	4-3
Ind. Panthers 300-yd passer	2-1	2-0	0-3	0-3	1-2	25-29	2-2
Panthers out-gain opposition	3-5	6-1	5-6	2-3	3-6	130-73	6-4
Panthers out-rush opposition	4-7	10-0	6-2	4-2	2-5	151-59	9-3
Panthers out-pass opposition	1-5	5-1	4-6	2-4	3-4	98-90	5-2
Opponent ind. 100-yd rusher	0-2	0-0	1-2	1-4	1-4	18-76-1	0-1
Opponent ind. 100-yd receiver	1-3	5-0	3-3	2-4	2-3	54-64-1	2-6
Opponent ind. 300-yd passer	2-3	4-1	3-2	3-3	1-3	41-40-1	2-2
<b>Turnovers:</b>							
Positive	5-1	7-0	6-1	4-1	3-4	133-39-1	7-1
Even	0-1	2-1	1-2	0-0	1-3	36-39	1-1
Negative	1-8	2-4	0-6	1-10	1-4	31-138	1-6
<b>Surface:</b>							
On grass	6-7	8-2	6-7	3-8	3-9	155-149	7-5
On artificial turf	0-3	3-3	1-2	2-3	2-2	45-66-1	2-3
Outdoors	6-8	10-3	6-7	3-8	3-9	160-167-1	8-6
Indoors	0-2	1-2	1-2	2-3	2-2	40-48	1-2
<b>By Month:</b>							
August	-	-	-	-	-	0-1	-
September	1-2	2-1	2-1	2-2	1-2	38-47	-
October	1-3	3-2	3-1	2-1	2-3	47-58-1	-
November	2-2	3-0	1-3	1-3	1-3	49-55	-
December	2-2	3-2	1-4	0-5	1-2	62-48	-
January	0-1	0-0	0-0	0-0	0-1	4-6	9-6
February	-	-	-	-	-	-	0-2
<b>By Conference/Division:</b>							
AFC Opponents	1-3	4-0	2-2	3-1	1-3	50-51-1	0-2
AFC East	-	4-0	-	-	-	14-14	0-1
AFC Central	-	-	-	-	-	5-3	-
AFC North	-	-	2-2	-	-	8-11-1	-
AFC South	-	-	-	3-1	-	12-8	-
AFC West	1-3	-	-	-	1-3	13-15	0-1
NFC Opponents	5-7	7-5	5-7	2-8	4-8	148-162	9-6
NFC East	1-0	0-1	3-1	0-1	1-0	21-30	4-0
NFC Central	-	-	-	-	-	4-10	0-1
NFC North	0-1	3-1	0-1	0-1	1-3	19-21	1-0
NFC South	1-5	3-3	2-4	1-5	1-5	56-58	0-1
NFC West	3-1	1-0	0-1	1-3	1-0	48-45	4-4
<b>Jersey Color:</b>							
White Jerseys	2-6	5-4	5-4	3-5	3-5	112-124-1	9-6
Black Jerseys	2-3	5-0	1-5	1-5	1-3	66-72	0-2
Blue Jerseys	2-1	1-1	1-0	1-1	1-3	22-19	-
<b>Time Of Game:</b>							
Day	4-7	10-4	7-7	5-10	5-10	192-187-1	6-3
Night	2-3	1-1	0-2	0-1	0-1	18-28	3-5
On Monday Night Football	1-1	1-0	0-0	0-0	0-0	10-7	-



# CAREER LEADERS

## GAMES PLAYED (min. 66)

Player	Years	G
John Kasay	1995-2010	221
JJ Jansen	2009-2020	192
Steve Smith Sr.	2001-2013	182
Thomas Davis Sr.	2005-2018	176
Jordan Gross	2003-2013	167
Muhsin Muhammad	1996-2009	155
Julius Peppers	2002-2018	154
Brad Hoover	2000-2009	152
Ryan Kalil	2007-2018	148
Mike Minter	1997-2006	148
Charles Johnson	2007-2017	143
Mike Rucker	1999-2007	139
Jonathan Stewart	2008-2017	131
Jason Kyle	2001-2008	128
Kris Mangum	1997-2006	126
Greg Olsen	2011-2019	126
Cam Newton	2011-2019	125
Colin Jones	2012-2019	124
Chris Gamble	2004-2012	123
Luke Kuechly	2012-2019	118
DeAngelo Williams	2006-2014	117
Travelle Wharton	2004-2013	115
Jason Baker	2005-2011	112
Mario Addison	2012-2019	111
Captain Munnertlyn	2009-2018	107
Nick Goings	2001-2008	105
Karl Hankton	2000-2006	104
Kawann Short	2013-2020	99
Graham Gano	2012-2018	98
Wesley Walls	1996-2002	98
James Anderson	2006-2012	94

## GAMES STARTED (min. 50)

Player	Years	GS
Jordan Gross	2003-2013	167
Steve Smith	2001-2013	161
Thomas Davis	2005-2018	158
Ryan Kalil	2007-2018	145
Muhsin Muhammad	1996-2004; 2008-09	141
Mike Minter	1997-2006	141
Julius Peppers	2002-2009; 2017-18	133
Cam Newton	2011-2019	124
Greg Olsen	2011-2019	123
Luke Kuechly	2012-2019	118
Chris Gamble	2004-2012	117
Charles Johnson	2007-2017	114
Travelle Wharton	2004-2011; 2013	111
Mike Rucker	1999-2007	106
Wesley Walls	1996-2002	96
Brad Hoover	2000-2009	93
Jake Delhomme	2003-2009	90
Frank Garcia	1995-2000	84
DeAngelo Williams	2006-2014	82
Trai Turner	2014-2019	80
Kris Jenkins	2001-2007	79
Eric Davis	1996-2000	78
Shaq Thompson	2015-2019	76

## PLAYOFF GAMES PLAYED (min. 8)

Player	Years	G
Davis, Thomas	2005-2018	11
Kasay, John	1995-2010	10
Smith, Steve	2001-2013	9
Gross, Jordan	2003-2013	9
Peppers, Julius	2002-2009; 2017-18	9
Delhomme, Jake	2003-2009	8
Kyle, Jason	2001-2008	8
Hoover, Brad	2000-2009	8
Wesley, Dante	2002-2005; 2007-2009	8
Goings, Nick	2001-2008	8
Kalil, Ryan	2007-2018	8

Jake Delhomme	2003-2009	91
Frank Garcia	1995-2000	91
Dante Wesley	2002-2009	91
Geoff Hangartner	2005-2013	90
Shaq Thompson	2015-2020	86
Kris Jenkins	2001-2007	85
Trai Turner	2014-2019	84
Wes Horton	2013-2019	83
Charles Godfrey	2008-2014	82
Richard Marshall	2006-2010	80
Al Wallace	2002-2006	80
Eric Davis	1996-2000	78
Jeff Mitchell	2001-2005	78
Damien Richardson	1998-2002	77
Michael Bates	1996-2000	76
Jeff King	2006-2010	76
Star Lotulelei	2013-2017	76
Kindal Moorehead	2003-2007	75
Tre Boston	2014-2020	74
Jon Beason	2007-2013	72
Kyle Love	2015-2019	72
Mike Tolbert	2012-2016	72
Brentson Buckner	2001-2005	71
Anthony Johnson	1995-1999	71
Matt Campbell	1995-2000	69
Ben Jacobs	2014-2018	68
Tyler Larsen	2016-2020	68
Chris Manhertz	2016-2020	67
Jordan Senn	2009-2013	66

Star Lotulelei	2013-2017	75
Charles Godfrey	2008-2014	75
Kawann Short	2013-2019	73
Jon Beason	2007-2013	71
Brentson Buckner	2001-2005	65
Jonathan Stewart	2008-2017	64
Jeff King	2006-2010	62
Kris Mangum	1997-2006	61
James Bradberry	2016-2019	60
Dan Morgan	2001-2007	59
Ken Lucas	2005-2008	59
Matt Campbell	1995-2000	58
Geoff Hangartner	2005-08; 2011-12; 2013	57
Chris Terry	1999-2000	57
Byron Bell	2011-2014	56
Sean Gilbert	1998-2002	56
Doug Evans	1998-2001	55
Blake Brockermeyer	1995-1998	55
Will Witherspoon	2002-2005	55
Captain Munnertlyn	2009-13; 2017-18	55
Andrew Norwell	2014-2017	54
James Anderson	2006-2012	53
Mario Addison	2012-2019	51
Steve Beuerlein	1996-2000	51

# CAREER LEADERS

## SCORING

	Years	TD	TDr	TDp	TDrt	FG	PAT	2pt.	S	Pts
Kasay, John	1995-2010	0	0	0	0	351-424	429-438	0	0	1482
Gano, Graham	2012-2019	0	0	0	0	165-193	247-260	0	0	742
Smith, Steve	2001-2013	75	2	67	6	0-0	0-0	2	0	454
Newton, Cam	2011-2019	58	58	0	0	0-0	0-0	2	0	352
Stewart, Jonathan	2008-2017	58	51	7	0	0-0	0-0	0	0	348
Williams, DeAngelo	2006-2014	53	46	7	0	0-0	0-0	2	0	322
Muhammad, Muhsin	1996-04; 08-09	50	0	50	0	0-0	0-0	2	0	304
McCaffrey, Christian	2017-2020	45	29	16	0	0-0	0-0	1	0	272
Walls, Wesley	1996-2002	44	0	44	0	0-0	0-0	0	0	264
Olsen, Greg	2011-2019	39	0	39	0	0-0	0-0	2	0	238
Slye, Joey	2019-2020	0	0	0	0	54-66	64-71	0	0	226
Funchess, Devin	2015-2018	21	0	21	0	0-0	0-0	1	0	128
Davis, Stephen	2003-2005	20	20	0	0	0-0	0-0	0	0	120
Ginn Jr., Ted	2013, 2015-2016	19	0	19	0	0-0	0-0	0	0	114
Samuel, Curtis	2017-2020	19	5	14	0	0-0	0-0	0	0	114
Tolbert, Mike	2012-2016	19	13	6	0	0-0	0-0	0	0	114
Mare, Olindo	2011	0	0	0	0	22-28	44-45	0	0	110
Benjamin, Kelvin	2014-2017	18	0	18	0	0-0	0-0	0	0	108
Biakabutuka, Tshimanga	1996-2001	17	14	3	0	0-0	0-0	0	0	102
Nedney, Joe	2000	0	0	0	0	26-28	20-20	0	0	98
Foster, DeShaun	2002-2007	14	10	4	0	0-0	0-0	0	0	84
Carrier, Mark	1995-1998	13	0	13	0	0-0	0-0	0	0	78
LaFell, Brandon	2010-2013	13	0	13	0	0-0	0-0	0	0	78
Lane, Fred	1997-1999	13	13	0	0	0-0	0-0	0	0	78
Jeffers, Patrick	1999-2001	12	0	12	0	0-0	0-0	0	0	72
Ismail, Raghib	1996-1998	11	1	10	0	0-0	0-0	0	0	66
Graham, Shayne	2002	0	0	0	0	13-18	21-21	0	0	60
Moore, DJ	2018-2020	10	0	10	0	0-0	0-0	0	0	60
Goings, Nick	2001-2008	9	6	3	0	0-0	0-0	1	0	56
Johnson, Anthony	1995-1999	9	7	2	0	0-0	0-0	1	0	56
Floyd, William	1998-2000	9	7	2	0	0-0	0-0	0	0	54
Green, Willie	1995-1996	9	0	9	0	0-0	0-0	0	0	54
Hoover, Brad	2000-2009	9	3	6	0	0-0	0-0	0	0	54
King, Jeff	2006-2010	9	0	9	0	0-0	0-0	0	0	54
Mangum, Kris	1997-2006	9	0	9	0	0-0	0-0	0	0	54
Brown, Corey	2014-2016	8	0	7	1	0-0	0-0	0	0	48
Carter, Drew	2004-2007	8	0	8	0	0-0	0-0	0	0	48
Davis, Mike	2019-2020	8	7	1	0	0-0	0-0	0	0	48
Proehl, Ricky	2003-2005	8	0	8	0	0-0	0-0	0	0	48
Cunningham, Richie	1999-2000	0	0	0	0	8-10	22-23	0	0	46
Colbert, Keary	2004-2007	7	0	7	0	0-0	0-0	1	0	44
Medlock, Justin	2012	0	0	0	0	7-10	23-23	0	0	44
Hayes, Donald	1998-2001	7	0	7	0	0-0	0-0	0	0	42
Smith, Lamar	2002	7	7	0	0	0-0	0-0	0	0	42
Dickson, Ed	2014-2017	6	0	5	1	0-0	0-0	0	0	36
Weinke, Chris	2001-2006	6	6	0	0	0-0	0-0	0	0	36
Artis-Payne, Cameron	2015-2018	5	5	0	0	0-0	0-0	0	0	30
Bates, Michael	1996-2000	5	0	0	5	0-0	0-0	0	0	30
Bridgewater, Teddy	2020	5	5	0	0	0-0	0-0	0	0	30
Brown, Dee	2002	5	4	1	0	0-0	0-0	0	0	30
Delhomme, Jake	2003-2009	5	5	0	0	0-0	0-0	0	0	30
Johnson, Keyshawn	2006	5	1	4	0	0-0	0-0	0	0	30
Munnerlyn, Captain	2009-13; 2017-18	5	0	0	5	0-0	0-0	0	0	30
Rosario, Dante	2007-2010	5	0	5	0	0-0	0-0	0	0	30
Collins, Kerry	1995-1998	4	4	0	0	0-0	0-0	2	0	28
Cotchery, Jerricho	2014-2015	4	0	4	0	0-0	0-0	1	0	26
Byrd, Isaac	2000-2002	4	0	4	0	0-0	0-0	0	0	24
Carruth, Rae	1997-1999	4	0	4	0	0-0	0-0	0	0	24
Griffith, Howard	1995-1996	4	2	2	0	0-0	0-0	0	0	24
Minter, Mike	1997-2006	4	0	0	4	0-0	0-0	0	0	24
Moore, Derrick	1995	4	4	0	0	0-0	0-0	0	0	24
Shockey, Jeremy	2011	4	0	4	0	0-0	0-0	0	0	24
Thomas, Ian	2018-2020	4	0	4	0	0-0	0-0	0	0	24
Whittaker, Fozzy	2014-2018	4	2	2	0	0-0	0-0	0	0	24
Catanzaro, Chandler	2018	0	0	0	0	5-5	7-8	0	0	22
Anderson, Robby	2020	3	0	3	0	0-0	0-0	1	0	20
Beuerlein, Steve	1996-2000	3	3	0	0	0-0	0-0	1	0	20
Allen, Kyle	2018-2019	3	3	0	0	0-0	0-0	0	0	18
Armah, Alex	2017-2020	3	3	0	0	0-0	0-0	0	0	18
Byrd, Damiere	2016-2018	3	0	2	1	0-0	0-0	0	0	18
Gamble, Chris	2004-2012	3	0	0	3	0-0	0-0	0	0	18
Gettis, David	2010-13	3	0	3	0	0-0	0-0	0	0	18
Goodson, Mike	2009-2011	3	3	0	0	0-0	0-0	0	0	18
Greene, Scott	1996-1997	3	1	2	0	0-0	0-0	0	0	18
Hetherington, Chris	1999-2001	3	2	1	0	0-0	0-0	0	0	18

# CAREER LEADERS

Huntley, Richard	2001	3	2	1	0	0-0	0-0	0	0	18
Metzelaars, Pete	1995	3	0	3	0	0-0	0-0	0	0	18
Peppers, Julius	2002-09; 2017-18	3	0	0	3	0-0	0-0	0	0	18
Kuechly, Luke	2012-2019	2	0	0	2	0-0	0-0	0	1	14
Seidman, Mike	2003-2006	2	0	2	0	0-0	0-0	1	0	14
Bonnafoon, Reggie	2019-2020	1	1	1	0	0-0	0-0	0	0	12
Coleman, Kurt	2015-2017	2	0	0	2	0-0	0-0	0	0	12
Chinn, Jeremy	2020	2	0	0	2	0-0	0-0	0	0	12
Crawford, Casey	2000-2001	2	0	1	1	0-0	0-0	0	0	12
Davis, Eric	1996-2000	2	0	0	2	0-0	0-0	0	0	12
Evans, Doug	1998-2001	2	0	0	2	0-0	0-0	0	0	12
Fauria, Christian	2007	2	0	2	0	0-0	0-0	0	0	12
Gaines, Michael	2004-2006	2	2	0	0	0-0	0-0	0	0	12
Guliford, Eric	1995	2	0	1	1	0-0	0-0	0	0	12
Kinchen, Brian	1999-2000	2	0	2	0	0-0	0-0	0	0	12
Manning, Jr., Ricky	2003-2005	2	0	0	2	0-0	0-0	0	0	12
Marshall, Richard	2006-2010	2	0	0	2	0-0	0-0	0	0	12
Mills, Sam	1995-1997	2	0	0	2	0-0	0-0	0	0	12
Murphy, Louis	2012	2	0	1	1	0-0	0-0	0	0	12
Norman, Josh	2011-2015	2	0	0	2	0-0	0-0	0	0	12
Pilares, Kealoha	2011-2012	2	0	1	1	0-0	0-0	0	0	12
Smith, Torrey	2018	2	0	2	0	0-0	0-0	0	0	12
Wiggins, Jermaine	2002	2	0	2	0	0-0	0-0	0	0	12
Chandler, Jeff	2004	0	0	0	0	0-2	8-8	0	0	8
Christian, Bob	1995-1996	1	0	1	0	0-0	0-0	2	0	8
Davis, Thomas	2005-2018	0	0	0	1	0-0	0-0	0	1	8
Stone, Dwight	1995-1998	1	0	0	1	0-0	0-0	0	1	8
Wright, Jarius	2018-2019	1	0	1	0	0-0	0-0	0	0	8
Sauerbrun, Todd	2001-2004	0	0	0	0	1-1	4-4	0	0	7
Anderson, C.J.	2018	1	0	1	0	0-0	0-0	0	0	6
Anderson, Rashard	2000-2001	1	0	0	1	0-0	0-0	0	0	6
Avant, Jason	2014	1	0	1	0	0-0	0-0	0	0	6
Barnidge, Gary	2008-12	1	0	1	0	0-0	0-0	0	0	6
Beebe, Don	1995	1	0	1	0	0-0	0-0	0	0	6
Bennett, Brandon	2004	1	1	0	0	0-0	0-0	0	0	6
Bersin, Brenton	2014-2017	1	0	1	0	0-0	0-0	0	0	6
Boston, Tre	2014-16; 19-20	1	0	0	1	0-0	0-0	0	0	6
Brockel, Richie	2011-2015	1	1	0	0	0-0	0-0	0	0	6
Broughton, Luther	1997-1998	1	0	1	0	0-0	0-0	0	0	6
Burns, Brian	2019-2020	1	1	0	0	0-0	0-0	0	0	6
Clay, Kaelin	2017	1	0	0	1	0-0	0-0	0	0	6
Florence, Drayton	2013	1	0	0	1	0-0	0-0	0	0	6
Gardner, Rod	2005	1	0	1	0	0-0	0-0	0	0	6
Godfrey, Charles	2008-2014	1	0	0	1	0-0	0-0	0	0	6
Greene, Kevin	1996; 1998-1999	1	0	0	1	0-0	0-0	0	0	6
Harper, Roman	2014-2015	1	0	0	1	0-0	0-0	0	0	6
Hitchcock, Jimmy	2000-2001	1	0	0	1	0-0	0-0	0	0	6
Hixon, Domenik	2013	1	0	1	0	0-0	0-0	0	0	6
Jarrett, Dwayne	2007-2010	1	0	1	0	0-0	0-0	0	0	6
Jones, Colin	2012-2019	1	0	0	1	0-0	0-0	0	0	6
King, Shawn	1996-1998	1	0	0	1	0-0	0-0	0	0	6
Kragen, Greg	1995-1997	1	0	0	1	0-0	0-0	0	0	6
Lucas, Ken	2005-2008	1	0	0	1	0-0	0-0	0	0	6
Manhertz, Chris	2017-2020	1	0	1	0	0-0	0-0	0	0	6
McKyer, Tim	1995	1	0	0	1	0-0	0-0	0	0	6
Mills, Ernie	1997	1	0	1	0	0-0	0-0	0	0	6
Moorehead, Kindal	2003-07	1	0	0	1	0-0	0-0	0	0	6
Naanee, Legedu	2011	1	0	1	0	0-0	0-0	0	0	6
Ogbonnaya, Chris	2014	1	1	0	0	0-0	0-0	0	0	6
Oliver, Winslow	1996-1998	1	0	0	1	0-0	0-0	0	0	6
Philyaw, Dino	1995-1996	1	1	0	0	0-0	0-0	0	0	6
Robertson, Jamal	2004-2005	1	1	0	0	0-0	0-0	0	0	6
Shepard, Russell	2017	1	0	1	0	0-0	0-0	0	0	6
Smart, Rod	2002-2005	1	0	0	1	0-0	0-0	0	0	6
Smith, Rodney	2020	1	1	0	0	0-0	0-0	0	0	6
Thompson, Colin	2020	1	0	1	0	0-0	0-0	0	0	6
Thompson, Shaq	2015-2020	1	0	0	1	0-0	0-0	0	0	6
Uwaezuoke, Iheanyi	2000	1	0	0	1	0-0	0-0	0	0	6
Vaughan, Josh	2010-2011	1	1	0	0	0-0	0-0	0	0	6
Wallace, Al	2002-2006	1	0	0	1	0-0	0-0	0	0	6
Wesley, Dante	2002-05; 2007-09	1	0	0	1	0-0	0-0	0	0	6
White, Melvin	2013-2014	1	0	0	1	0-0	0-0	0	0	6
Witherspoon, Will	2002-2005	1	0	0	1	0-0	0-0	0	0	6
Workman, Vince	1995	1	1	0	0	0-0	0-0	0	0	6
Zylstra, Brandon	2019-20	1	0	0	1	0-0	0-0	0	0	6
Hardy, Greg	2010-2014	0	0	0	0	0-0	0-0	0	2	4



# CAREER LEADERS

Hilbert, Jon	2002	0	0	0	0	0-2	3-3	0	0	3
Addison, Mario	2012-2019	0	0	0	0	0-0	0-0	0	1	2
Applewhite, Antwan	2011-2012	0	0	0	0	0-0	0-0	0	1	2
Jackson, Donte	2018-2020	0	0	0	0	0-0	0-0	1	0	2
Irvin, Bruce	2019	0	0	0	0	0-0	0-0	0	1	2
Onatolu, Kenny	2012	0	0	0	0	0-0	0-0	0	1	2
Rasby, Walter	1995-1997	0	0	0	0	0-0	0-0	1	0	2
Rucker, Mike	1999-2007	0	0	0	0	0-0	0-0	0	1	2
Thomas, Hollis	2009	0	0	0	0	0-0	0-0	0	1	2
<b>TOTALS</b>		<b>976</b>	<b>366</b>	<b>536</b>	<b>76</b>	<b>652-787</b>	<b>892-924</b>	<b>25</b>	<b>11</b>	<b>8788</b>

<b>PASSING YARDS</b>	<b>Years</b>	<b>Att</b>	<b>Cmp</b>	<b>Pct</b>	<b>Yds</b>	<b>TD</b>	<b>INT</b>	<b>Sk/Yds</b>	<b>Rtg</b>	<b>300yd</b>
Newton, Cam	2011-2019	3,980	2,371	59.6%	29,041	182	108	291/2,199	86.1	20
Delhomme, Jake	2003-2009	2,669	1,580	59.2%	19,258	120	89	154/1,158	82.6	11
Beuerlein, Steve	1996-2000	1,723	1,041	60.4%	12,690	86	50	191/1,109	87.7	8
Collins, Kerry	1995-1998	1,340	694	51.8%	8,306	47	54	79/515	66.0	5
Weinke, Chris	2001-2006	687	373	54.3%	3,800	14	26	42/267	61.4	2
Bridgewater, Teddy	2020	492	340	69.1%	3,733	15	11	31/195	92.1	3
Allen, Kyle	2018-2019	520	323	62.1%	3,588	19	16	46/397	82.0	3
Peete, Rodney	2002-2004	392	228	58.2%	2,652	15	14	34/212	76.6	3
Moore, Matt	2007-2010	392	227	57.9%	2,640	16	17	28/208	73.9	1
Clausen, Jimmy	2010-2012	299	157	52.5%	1,558	3	9	33/223	58.4	0
Anderson, Derek	2011-2017	168	111	66.1%	1,265	7	5	4/17	90.0	0
Testaverde, Vinny	2007	172	94	54.7%	952	5	6	9/46	65.8	0
Carr, David	2007	136	73	53.7%	635	3	5	13/74	58.3	0
Reich, Frank	1995	84	37	44.0%	441	2	2	12/100	58.7	1
Walker, PJ	2020	56	32	57.1%	368	1	5	4/31	45.8	0
Heinicke, Taylor	2018	57	35	61.4%	320	1	3	2/17	60.6	0
Grier, Will	2019-2020	52	28	53.8%	228	0	4	6/44	33.2	0
St. Pierre, Brian	2010	28	13	46.4%	173	1	2	3/23	48.7	0
Fasani, Randy	2002	44	15	34.1%	171	0	4	7/60	8.8	0
Lytle, Matt	2001	30	17	56.7%	133	1	3	3/24	39.3	0
Lewis, Jeff	1999-2000	35	18	51.4%	131	0	1	8/57	48.6	0
Trudeau, Jack	1995	17	11	64.7%	100	0	3	2/8	40.9	0
Basanez, Brett	2006-2008	11	6	54.5%	56	0	1	0/0	30.9	0
McCaffrey, Christian	2017-2020	3	1	33.3%	50	1	0	0/0	121.5	0
Pike, Tony	2010	12	6	50.0%	47	0	0	1/10	60.1	0
Guliford, Eric	1995	2	1	50.0%	46	0	1	0/0	56.3	0
Gilbert, Garrett	2018	3	2	66.7%	40	0	0	1/5	109.7	0
Craig, Dameyune	2001	8	4	50.0%	34	0	0	2/15	61.5	0
Charlton, Joseph	2020	1	1	100.0%	28	0	0	0/0	118.8	0
Naanee, Legedu	2011	1	1	100.0%	27	0	0	0/0	118.8	0
Palardy, Michael	2017-2019	2	1	50.0%	12	0	0	0/0	68.8	0
Edwards, Armani	2010-2013	3	2	66.7%	11	0	0	0/0	72.9	0
McCown, Josh	2008-2009	6	1	16.7%	2	0	0	1/6	39.6	0
Bono, Steve	1999	1	0	0.0%	0	0	0	0/0	39.6	0
Brown, Dee	2001-2002	1	0	0.0%	0	0	1	0/0	0.0	0
Floyd, William	1998-2000	1	0	0.0%	0	0	1	0/0	0.0	0
Foster, DeShaun	2002-2005	1	0	0.0%	0	0	0	0/0	39.6	0
Huntley, Richard	2001	1	0	0.0%	0	0	0	1/0	39.6	0
Johnson, Keyshawn	2006	1	0	0.0%	0	0	1	0/0	0.0	0
LaFell, Brandon	2010-2013	1	0	0.0%	0	0	0	0/0	39.6	0
Moore, DJ	2018-2020	1	0	0.0%	0	0	0	0/0	39.6	0
Proehl, Ricky	2003-2004	1	0	0.0%	0	0	0	0/0	39.6	0
Sauerbrun, Todd	2001-2004	1	0	0.0%	0	0	0	0/0	39.6	0
Smith, Steve	2001-2013	1	0	0.0%	0	0	0	0/0	39.6	0
Walter, Ken	1997-2000	2	0	0.0%	0	0	0	0/0	39.6	0
Workman, Vince	1995	1	0	0.0%	0	0	0	0/0	39.6	0
<b>TOTAL</b>		<b>13,439</b>	<b>7,844</b>	<b>58.4%</b>	<b>92,536</b>	<b>539</b>	<b>442</b>	<b>1008/7,020</b>	<b>79.1</b>	<b>57</b>

<b>RUSHING YARDS</b>	<b>Years</b>	<b>Rsh</b>	<b>Yds</b>	<b>Avg</b>	<b>Long</b>	<b>TDs</b>	<b>100-yd. gms.</b>
Stewart, Jonathan	2008-2017	1,699	7,318	4.3	69t	51	16
Williams, DeAngelo	2006-2014	1,432	6,846	4.8	77	46	18
Newton, Cam	2011-2019	934	4,806	5.1	72t	58	3
Foster, DeShaun	2002-2007	851	3,336	3.9	71	10	7
McCaffrey, Christian	2017-2020	682	3,145	4.6	84t	29	10
Biakabutuka, Tshimanga	1996-2001	611	2,530	4.1	67t	14	7
Davis, Stephen	2003-2005	522	2,085	4.0	40	20	7
Lane, Fred	1997-1999	502	2,001	4.0	50	13	6
Johnson, Anthony	1995-1999	482	1,795	3.7	29	7	6
Goings, Nick	2001-2008	400	1,470	3.7	57t	6	5
Tolbert, Mike	2012-2016	289	992	3.4	29	13	0
Hoover, Brad	2000-2009	284	961	3.4	35	3	1
Moore, Derrick	1995	195	740	3.8	53t	4	2

# CAREER LEADERS

Smith, Lamar	2002	209	737	3.5	59	7	1
Huntley, Richard	2001	165	665	4.0	25	2	1
Davis, Mike	2019-2020	167	644	3.9	25	6	0
Whittaker, Fozzy	2014-2018	121	536	4.4	25	2	1
Goodson, Mike	2009-2011	125	501	4.0	45	3	2
Artis-Payne, Cameron	2015-2018	118	491	4.2	43	5	0
Samuel, Curtis	2017-2020	72	478	6.6	45	5	0
Smith, Steve	2001-2013	57	387	6.8	39	2	0
Brown, Dee	2002	102	360	3.5	24	4	1
Beuerlein, Steve	1996-2000	109	305	2.8	20	3	0
Bridgewater, Teddy	2020	53	279	5.3	18t	5	0
Delhomme, Jake	2003-2009	152	260	1.7	13	5	0
Moore, DJ	2018-2019	21	234	11.1	32	0	0
Collins, Kerry	1995-1998	107	217	2.0	21	4	0
Griffith, Howard	1995-1996	77	204	2.6	15	2	0
Ginn Jr., Ted	2013, 2015-2016	22	187	8.5	43	0	0
Bonnafon, Reggie	2019-2020	28	185	6.6	59t	1	0
Oliver, Winslow	1996-1998	48	183	3.8	16	0	0
Floyd, William	1998-2000	79	182	2.3	16	7	0
Christian, Bob	1995-1996	41	158	3.9	17	0	0
Greene, Scott	1996-1997	45	157	3.5	10t	1	0
Smith, Rodney	2020	41	156	3.8	13	1	0
Ismail, Raghib	1996-1998	15	154	10.3	36	1	0
Weinke, Chris	2001-2006	54	148	2.7	23	6	0
Brown, Corey	2014-2016	16	139	8.7	28	0	0
Sutton, Tyrell	2009-2010	25	139	5.6	32	0	0
Workman, Vince	1995	35	139	4.0	14	1	0
Allen, Kyle	2018-2019	37	125	3.4	17	3	0
LaFell, Brandon	2010-2013	6	110	18.3	60	0	0
Anderson, C.J.	2018	22	105	4.8	22	0	0
Fasani, Randy	2002	18	95	5.3	19	0	0
Thomas, Blair	1995	22	90	4.1	13	0	0
Hetherington, Chris	1999-2001	30	84	2.8	14	2	0
Reaves, Darrin	2014	31	78	2.5	9	0	0
Muhammad, Muhsin	1996-2004; 2008-09	11	64	5.8	20	0	0
Baldwin, Randy	1995	23	61	2.7	9	0	0
Smart, Rod	2002-2005	27	61	2.3	6	0	0
Carr, David	2007	17	59	3.5	15	0	0
Clausen, Jimmy	2010-2012	23	57	2.5	11	0	0
Harris, Joey	2004	15	53	3.5	19	0	0
Ogbonnaya, Chris	2014	14	50	3.6	9	1	0
Robertson, Jamal	2004-2005	14	41	2.9	11	1	0
Philyaw, Dino	1996	12	38	3.2	8	1	0
Lewis, Jeff	1999-2000	12	37	3.1	19	0	0
Armah, Alex	2017-2020	21	35	1.7	4	3	0
Cannon, Trenton	2020	10	33	3.3	13	0	0
Wright, Jarius	2018-2019	3	32	10.7	34	0	0
Heinicke, Taylor	2018	5	31	6.2	19	0	0
Vaughan, Josh	2010-2011	10	31	3.1	9	1	0
Chinn, Jeremy	2020	2	29	1.0	28	0	0
Carruth, Rae	1996-1999	7	27	3.9	6	0	0
Clay, Kaelin	2017	2	27	13.5	29	0	0
Moore, Matt	2007-2010	20	27	1.4	8	0	0
Bates, Michael	1996-2000	8	25	3.1	12	0	0
Craig, Dameyune	1999-2001	5	24	4.8	13	0	0
Stevens, Tommy	2020	4	24	6.0	10	0	0
Shelton, Eric	2005-2006	8	23	2.9	9	0	0
Anderson, Derek	2011-2017	25	22	0.9	8	0	0
Fiammetta, Tony	2009-2010	7	22	3.1	11	0	0
Grier, Will	2019	7	22	3.1	11	0	0
Testaverde, Vinny	2007	9	22	2.4	16	0	0
Metcalf, Eric	1999	2	20	10.0	17	0	0
Montgomery, Joe	2002	7	20	2.9	5	0	0
Shepard, Russell	2017	2	19	9.5	11	0	0
Carter, Drew	2004-2007	2	18	9.0	11	0	0
Bennett, Brandon	2004	6	17	2.8	11	1	0
Cadet, Travaris	2018	11	17	1.5	5	0	0
Piñares, Kealoha	2011-2012	1	17	17.0	5	0	0
Cotchery, Jericho	2014-2015	1	16	16.0	16	0	0
Jeffers, Patrick	1999-2001	2	16	8.0	23	0	0
Anderson, Robby	2020	4	15	3.8	11	0	0
Adams, Joe	2012	3	13	4.3	5	0	0
Brockel, Richie	2011-2015	4	13	3.3	7t	1	0
Peete, Rodney	2002-2004	23	13	0.6	10	0	0
Byrd, Damiere	2016-2018	1	12	12.0	12	0	0
Edwards, Armanti	2010-2013	2	12	6.0	7	0	0

# CAREER LEADERS

Hoard, Leroy	1996	5	11	2.2	5	0	0
Jarrett, Dwayne	2007-2010	1	11	11.0	11	0	0
Felton, Jerome	2011	3	10	3.3	4	0	0
Scarlett, Jordan	2019	4	9	2.3	6	0	0
Stone, Dwight	1995-1998	2	9	4.5	6	0	0
Lytle, Matt	2001	2	8	4.0	4	0	0
Barner, Kenjon	2013	6	7	1.2	2	0	0
Colbert, Kerry	2004-2007	1	6	6.0	6	0	0
Jones, Colin	2012-2019	1	5	5.0	5	0	0
Senn, Jordan	2010-2013	1	5	5.0	5	0	0
Smith, Armond	2012-2013	7	5	0.7	5	0	0
Johnson, Keyshawn	2006	1	4	4.0	4	1	0
Haynes, Alex	2007	3	3	1.0	3	0	0
Murphy, Louis	2012	1	3	3.0	3	0	0
Reich, Frank	1995	1	3	3.0	3	0	0
Basanez, Brett	2006	1	2	2.0	2	0	0
Hartsfield, Myles	2020	2	2	1.0	2	0	0
Gettis, David	2010-2012	3	2	0.7	19	0	0
Guliford, Eric	1995	2	2	1.0	1	0	0
Avant, Jason	2014	1	1	1.0	1	0	0
Green, Willie	1995-1996	1	1	1.0	1	0	0
Proehl, Ricky	2003-2005	2	1	0.5	9	0	0
Zylstra, Brandon	2019-2020	1	1	1.0	1	0	0
Baker, Jason	2005-2011	1	0	0.0	0	0	0
Poole, Tauren	2014	1	0	0.0	0	0	0
Sauerbrun, Todd	2001-2004	1	0	0.0	0	0	0
Nortman, Brad	2012-2015	1	-1	-1.0	-1	0	0
Webb, Joe	2014-2016	1	-1	-1.0	-1	0	0
Bono, Steve	1999	2	-2	-1.0	-1	0	0
Byrd, Isaac	2000-2002	2	-2	-1.0	-2	0	0
Presley, De'Andre	2014	1	-2	-2.0	-2	0	0
Rosario, Dante	2007-2010	1	-2	-2.0	-2	0	0
Walker, PJ	2020	5	-2	-2.0	2	0	0
McCown, Josh	2008	4	-3	-0.8	0	0	0
Carrier, Mark	1995-1998	3	-4	-1.3	4	0	0
Hankton, Karl	2000-2006	2	-4	-2.0	2	0	0
Nakamura, Haruki	2012	1	-4	-4.0	-4	0	0
Walter, Ken	1997-2000	5	-5	-1.0	-5	0	0
<b>TOTAL</b>		<b>11,628</b>	<b>48,231</b>	<b>4.1</b>	<b>77</b>	<b>362</b>	<b>94</b>

RECEIVING YARDS	Years	Rec	Yds	Avg	Long	TDs	100-yd. gms.
Smith, Steve	2001-2013	836	12,197	14.6	80t	67	43
Muhammad, Muhsin	1996-04; 08-09	696	9,255	13.3	72t	50	27
Olsen, Greg	2011-2019	524	6,463	12.3	78t	39	11
Walls, Wesley	1996-2002	324	3,902	12.0	54	44	3
Moore, DJ	2018-2020	208	3,156	15.2	82	10	8
McCaffrey, Christian	2017-2020	320	2,672	8.4	38	16	5
Carrier, Mark	1995-1998	176	2,547	14.5	66t	13	5
Benjamin, Kelvin	2014-2017	168	2,424	14.4	51	18	5
LaFell, Brandon	2010-2013	167	2,385	14.3	91t	13	2
Funchess, Devin	2015-2018	161	2,233	13.9	52	21	2
Samuel, Curtis	2017-2020	185	2,087	11.3	53t	14	3
Ginn Jr., Ted	2013, 15-16	134	2,047	15.3	88t	19	2
Hayes, Donald	1998-2001	132	1,855	14.1	56t	7	2
Ismail, Raghib	1996-1998	117	1,657	14.2	62	10	5
Williams, DeAngelo	2006-2014	178	1,621	9.1	72t	7	1
Green, Willie	1995-1996	93	1,496	16.1	89t	9	5
Colbert, Keary	2004-2007	109	1,424	13.1	63	7	2
Mangum, Kris	1997-2006	151	1,424	9.4	35	9	0
Proehl, Ricky	2003-2005	86	1,327	15.4	69	8	2
Stewart, Jonathan	2008-2017	162	1,295	8.0	55t	7	1
Jeffers, Patrick	1999-2001	77	1,209	15.7	88t	12	5
Anderson, Robby	2020	95	1,096	11.5	75t	3	3
Cotchery, Jerricho	2014-2015	87	1,065	12.2	59	4	0
Hoover, Brad	2000-2009	145	1,046	7.2	34	6	0
Brown, Corey	2014-2016	79	1,019	12.9	47t	7	0
Foster, DeShaun	2002-2007	126	996	7.9	47	4	0
Carter, Drew	2004-2007	71	977	13.8	49	8	2
King, Jeff	2006-2010	112	923	8.2	31	9	0
Byrd, Isaac	2000-2002	73	897	12.3	42	4	0
Rosario, Dante	2007-2010	82	894	10.9	54	5	0
Goings, Nick	2001-2008	110	880	8.0	37	3	0
Johnson, Anthony	1995-1999	103	816	7.9	55	2	0
Johnson, Keyshawn	2006	70	815	11.6	40	4	1
Dickson, Ed	2014-2017	67	807	12.0	64	5	1

# CAREER LEADERS

Carruth, Rae	1997-1999	62	804	13.0	52	4	2
Biakabutuka, Tshimanga	1996-2001	77	789	10.2	47	3	0
Tolbert, Mike	2012-2016	94	771	8.2	40	6	0
Wright, Jarius	2018-2019	71	743	10.5	33	1	0
Thomas, Ian	2018-2020	72	614	8.5	31	4	0
Gettis, David	2010-2012	37	508	13.7	88	3	1
Naanee, Legedu	2011	44	467	10.6	28	1	0
Shockey, Jeremy	2011	37	455	12.3	29	4	0
Guliford, Eric	1995	29	444	15.3	49	1	0
Jarrett, Dwayne	2007-2010	35	428	12.2	30t	1	0
Floyd, William	1998-2000	62	416	6.7	25	2	0
Bersin, Brenton	2014-2017	32	415	13.0	30	1	0
Whittaker, Fozzy	2014-2018	47	397	8.4	28t	2	0
Davis, Mike	2019-2020	59	373	6.3	23	2	0
Murphy, Louis	2012	25	336	13.4	55	1	0
Gaines, Michael	2004-2006	31	335	10.8	38	2	0
Goodson, Mike	2009-2011	43	329	7.7	32	0	0
Barnidge, Gary	2008-2012	18	320	17.8	55	1	0
Griffith, Howard	1995-1996	38	286	7.5	21	2	0
Greene, Scott	1996-1997	42	284	6.8	25	2	0
Lane, Fred	1997-1999	43	275	6.4	23	0	0
Hankton, Karl	2000-2006	20	267	13.4	31	0	0
Christian, Bob	1995-1996	29	255	8.8	23	1	0
Hetherington, Chris	1999-2001	37	240	6.5	19	1	0
Davis, Stephen	2003-2005	21	236	11.2	25	0	0
Shepard, Russell	2017	17	202	11.9	40t	1	0
Avant, Jason	2014	21	201	9.6	22	1	0
Oliver, Winslow	1996-1998	21	191	9.1	29	0	0
Smith, Torrey	2018	17	190	11.2	35	2	0
Hackett, DJ	2008	13	181	13.9	37	0	0
Metzelaars, Pete	1995	20	171	8.6	27	3	0
Smith, Lamar	2002	20	167	8.4	58	0	0
Broughton, Luther	1997-1998; 2001	8	164	20.5	68t	1	0
Seidman, Mike	2003-2006	18	158	8.8	27	2	0
Beebe, Don	1995	14	152	10.9	24	1	0
Manhertz, Chris	2016-2020	12	142	11.8	50t	1	0
Zylstra, Brandon	2019-2020	11	141	12.8	40	0	0
Metcalfe, Eric	1999	11	133	12.1	33	0	0
Sutton, Tyrell	2009-2010	18	132	7.3	14	0	0
Byrd, Damiere	2016-2018	12	129	10.8	21	2	0
Mills, Ernie	1997	11	127	11.5	37	1	0
Wiggins, Jermaine	2002-2003	16	125	7.8	23	2	0
Edwards, Armanti	2010-2013	5	121	24.2	82	0	0
Clowney, David	2010	6	102	17.0	31	0	0
Huntley, Richard	2001	21	101	4.8	23	1	0
Artis-Payne, Cameron	2015-2018	10	86	8.6	20	0	0
Brown, Dee	2002	17	86	5.1	15	1	0
Gardner, Rod	2005	9	84	9.3	15	1	0
Bonnafoe, Reggie	2019-2020	8	75	9.4	32	1	0
Workman, Vince	1995	13	74	5.7	14	0	0
Cooper, Pharoh	2020	5	73	14.6	32	0	0
Hogan, Chris	2019	8	67	8.4	13	0	0
Moore, Kenny	2008-2009	6	59	9.8	22	0	0
Smith, Rodney	2020	9	59	6.6	19	0	0
Clay, Kaelin	2017	5	57	11.4	15	0	0
Crawford, Casey	2000-2001	5	57	11.4	16	1	0
Hixon, Domenik	2013	7	55	7.9	14t	1	0
Kinchen, Brian	1999-2000	6	52	8.7	26t	2	0
White, DeAndrew	2019	4	51	12.8	18	0	0
Rasby, Walter	1995-1997	6	48	8.0	15	0	0
Uwaezuoke, Iheanyi	2000	4	46	11.5	21	0	0
Williams, Brandon	2013-2015	4	44	11.0	16	0	0
Pilares, Kealoha	2011-2012	2	42	21.0	36t	1	0
Bates, Michael	1996-2000	6	40	6.7	23	0	0
Fauria, Christian	2007	5	39	7.8	16	2	0
Biddle, Taye	2006	3	37	12.3	22	0	0
Robinson, Ryne	2007-2008	4	35	8.8	12	0	0
Fiammetta, Tony	2009-2010	5	34	6.8	11	0	0
Newton, Cam	2011-2019	1	33	33.0	27	0	0
Campbell, Matt	1995-2000	3	32	10.7	12	0	0
Jones, Mark	2008	2	32	16.0	19	0	0
Roberts, Seth	2020	4	31	7.8	12	0	0
Reaves, Darrin	2014	5	31	6.2	16	0	0
Hartsock, Ben	2011-2013	2	30	15.0	25	0	0
Brockel, Richie	2011-2015	4	25	6.3	12	0	0
Anderson, C.J.	2018	1	24	24.0	24	1	0

# CAREER LEADERS

Felton, Jerome	2011	2	24	12.0	17	0	0
Thomas, Blair	1995	3	24	8.0	14	0	0
Tillman, Lawyer	1995	2	22	11.0	12	0	0
Armah, Alex	2017-2020	8	29	3.6	14	0	0
Webb, Joe	2014-2016	2	19	9.5	16	0	0
Stone, Dwight	1995-1998	2	18	9.0	11	0	0
Cannon, Trenton	2020	3	16	5.3	19	0	0
Smart, Rod	2002-2005	4	16	4.0	5	0	0
Dyson, Kevin	2003	2	15	7.5	9	0	0
Haynes, Alex	2007	3	14	4.7	6	0	0
Kirkwood, Keith	2020	1	13	13.0	13	0	0
Moore, Derrick	1995	4	12	3.0	5	0	0
Barner, Kenjon	2013, 2018	3	10	3.3	5	0	0
Simonson, Scott	2015-2017	1	10	10.0	10	0	0
Adams, Joe	2012	1	7	7.0	7	0	0
Martin, Charly	2009-2010	1	6	6.0	6	0	0
Shelton, Eric	2006	1	6	6.0	6	0	0
Cadet, Travaris	2018	1	5	5.0	5	0	0
Ajirotutu, Seyi	2011	1	4	4.0	4	0	0
Craig, Dameyune	1999-2001	2	4	2.0	4	0	0
Dennis, Mark	1995-1996	1	3	3.0	3	0	0
Gross, Jordan	2003-13	0	1	0.0	1	0	0
Collins, Kerry	1995-1998	1	-11	-11.0	-11	0	0
<b>TOTAL</b>		<b>7,843</b>	<b>92,529</b>	<b>11.8</b>	<b>91t</b>	<b>538</b>	<b>149</b>

<b>INTERCEPTIONS</b>	<b>Years</b>	<b>INTS</b>	<b>YDS</b>	<b>AVG</b>	<b>LONG</b>	<b>TDS</b>
Gamble, Chris	2004-2012	27	326	12.1	61t	2
Davis, Eric	1996-2000	25	226	9.0	56t	2
Kuechly, Luke	2012-2019	18	153	8.5	32t	1
Minter, Mike	1997-2006	17	421	24.8	62	4
Marshall, Richard	2006-2010	14	315	22.5	73	2
Evans, Doug	1998-2001	14	162	11.6	49	1
Lucas, Ken	2005-2008	13	158	12.2	43	0
Davis, Thomas	2005-2018	13	79	6.1	31	0
Godfrey, Charles	2008-2014	11	179	16.3	38	1
Coleman, Kurt	2015-2017	11	146	13.3	37	2
Grant, Deon	2000-2003	11	137	12.5	43	0
Jackson, Donte	2018-2020	10	135	13.5	66	0
Beason, Jon	2007-2013	9	107	11.9	44	0
Manning, Ricky	2003-2005	9	99	11.0	30	1
Munnerlyn, Captain	2009-13; 2017-18	8	232	29.0	74t	5
Bradberry, James	2016-2019	8	53	6.6	29	0
Boston, Tre	2014-16; 2019-20	7	133	19.0	84t	1
Cota, Chad	1995-1997	7	91	13.0	35	0
Norman, Josh	2012-2015	7	172	24.6	46t	2
Maxie, Brett	1995-1996	7	94	13.4	49	0
Witherspoon, Will	2002-2005	7	93	13.3	35	1
Mills, Sam	1995-1997	7	86	12.3	36t	1
Martin, Sherrod	2009-2012	7	85	12.1	34	0
Hitchcock, Jimmy	2000-2001	6	181	30.2	88t	1
Peppers, Julius	2002-09; 2017-18	6	177	29.5	97	2
Terrell, Pat	1995-1997	6	39	6.5	21	0
Morgan, Dan	2001-2007	5	56	11.2	22	0
Adams, Mike	2017-2018	5	53	10.6	40	0
Harris, Chris	2007-2009	5	49	9.8	30	0
Poole, Tyrone	1995-1997	5	43	8.6	35	0
Howard, Reggie	2001-2003	5	37	7.4	16	0
Wallace, Al	2002-2006	4	96	24.0	53	0
Brady, Jeff	1998	4	85	21.3	43	0
Branch, Colin	2003-2006	4	79	19.8	76	0
Mitchell, Mike	2013	4	63	15.8	38	0
Harper, Roman	2014-2015	4	43	10.8	31t	1
McKyer, Tim	1995	3	99	33.0	96t	1
McCree, Marlon	2005	3	73	24.3	46	0
White, Melvin	2013-2014	3	32	10.7	23	0
Cook, Toi	1996-1997	3	28	9.3	22	0
Worley, Daryl	2016-2017	3	22	7.3	22	0
Cooper, Deke	2002; 2007	3	19	6.3	19	0
Jones, Colin	2012-2019	3	15	5.0	10	0
Anderson, James	2006-2012	3	6	2.0	5	0
Lester, Robert	2013-2014	3	5	1.7	5	0
Cason, Antoine	2014	2	81	40.5	80	0
Cockrell, Ross	2018-2019	2	70	35.0	37	0
Fields, Mark	2002-2004	2	51	25.5	30	0
Florence, Drayton	2013	2	40	20.0	38t	1



# CAREER LEADERS

Nakamura, Haruki	2012	2	39	19.5	21	0
Buckner, Brentson	2001-2005	2	37	18.5	29	0
Alexander, Brent	1998-1999	2	18	9.0	18	0
Greene, Kevin	1996,1998-1999	2	18	9.0	18	0
Wells, Dean	1999-2001	2	15	7.5	14	0
McDaniel, Emmanuel	2002	2	13	6.5	13	0
Cousin, Terry	2002	2	4	2.0	4	0
Gilbert, Sean	1998-2002	2	4	2.0	4	0
Benwikere, Bené	2014-2016	2	1	0.5	1	0
Williams, Shaun	2006	2	1	0.5	1	0
Tillman, Charles	2015	2	0	0.0	0	0
Stanford, R.J.	2010-2011	1	53	53.0	53	0
Smith, Rod	1995-1996,97-98	1	43	43.0	43	0
Lofton, Steve	1995-1996,98-99	1	42	42.0	42	0
Reid, Eric	2018-2019	1	39	39.0	39	0
DeCoud, Thomas	2014	1	35	35.0	35	0
McDowell, Bubba	1995	1	33	33.0	33	0
Kragen, Greg	1995-1997	1	29	29.0	29	0
Edwards, Dwan	2012-2015	1	27	27.0	27	0
Richardson, Damien	1998-2004	1	27	27.0	27	0
McClain, Robert	2010; 2015-2016	1	24	24.0	24	0
Veland, Tony	1998	1	24	24.0	24	0
Allen, Brian	2002-2004	1	21	21.0	21	0
Senn, Jordan	2009-2013	1	21	21.0	21	0
Nelson, Jonathan	2011	1	20	20.0	20	0
Williams, Teddy	2015-2017	1	19	19.0	19	0
Moorehead, Kindal	2003-2007	1	17	17.0	17	1
Thompson, Shaq	2015-2019	1	12	12.0	12	0
Barrow, Micheal	1997-1999	1	10	10.0	10	0
Burton, Shane	2002-2003	1	10	10.0	10	0
Hawkins, Artrell	2004	1	9	9.0	9	0
Kesier, Thomas	2011-2012	1	9	9.0	9	0
Klein, A.J.	2013-2015	1	8	8.0	8	0
Morton, Christian	2006	1	8	8.0	8	0
Ealy, Kony	2014-2016	1	7	7.0	7	0
McGill, Lenny	1998	1	6	6.0	6	0
Johnson, Ed	2010	1	5	5.0	5	0
Manuel, Marquand	2007	1	4	4.0	4	0
Lloyd, Greg	1998	1	3	3.0	3	0
King, Shawn	1995-1998	1	1	1.0	1	0
Lathon, Lamar	1995-1998	1	1	1.0	1	0
Anderson, Rashard	2000-2001	1	0	0.0	0	0
Brown, Everette	2009-2010	1	0	0.0	0	0
Burris, Juston	2020	1	0	0.0	0	0
Chinn, Jeremy	2020	1	0	0.0	0	0
Diggs, Na'il	2006-2009	1	0	0.0	0	0
Elliott, Javien	2019	1	0	0.0	0	0
Navies, Hannibal	2000-2002	1	0	0.0	0	0
Obada, Efe	2018-2019	1	0	0.0	0	0
Pieri, Damon	1995-1997	1	0	0.0	0	0
Robinson, Eugene	2000	1	0	0.0	0	0
Rucker, Mike	1999-2007	1	0	0.0	0	0
Thomas, Josh	2011-13	1	0	0.0	0	0
Towns, Lester	2000-2003	1	0	0.0	0	0
Whitehead, Tahir	2020	1	0	0.0	0	0
Williams, Jay	2000-2002	1	0	0.0	0	0
Woodall, Lee	2000	1	0	0.0	0	0
Pugh, Jordan	2010-2011	1	-2	-2.0	-2	0
TOTAL		407	5,613	13.8	97	31
Obada, Efe	2018	1	0	0.0	0	0
Pieri, Damon	1995-1997	1	0	0.0	0	0
Robinson, Eugene	2000	1	0	0.0	0	0
Rucker, Mike	1999-2007	1	0	0.0	0	0
Thomas, Josh	2011-13	1	0	0.0	0	0
Towns, Lester	2000-2003	1	0	0.0	0	0
Williams, Jay	2000-2002	1	0	0.0	0	0
Woodall, Lee	2000	1	0	0.0	0	0
Pugh, Jordan	2010-2011	1	-2	-2.0	-2	0
TOTAL		427	5,831	13.7	97	34

# CAREER LEADERS

## SACKS

	Years	TOTAL			
Julius Peppers	2002-09, 2017-18	97.0	Derek Landri	2010	3.0
Charles Johnson	2007-2017	67.5	Andre Neblett	2010-2012	3.0
Mike Rucker	1999-2007	55.5	Yetur Gross-Matos	2020	2.5
Mario Addison	2012, 2013-2019	55.0	Reggie Howard	2001-03, 2006	2.5
Kevin Greene	1996, 1998-1999	41.5	Jason Shirley	2011	2.5
Greg Hardy	2010-2014	34.0	Chris Slade	2001	2.5
Kawann Short	2013-2019	32.5	Derrick Brown	2020	2.0
Thomas Davis	2005-2018	28.0	Chad Cota	1995-1997	2.0
Lamar Lathon	1995-1997	23.5	Hannibal Navies	1999-2002	2.0
Kris Jenkins	2001-2007	20.5	Dante Wesley	2002-05, 2008-2009	2.0
Al Wallace	2002-2006	17.0	Daryl Worley	2016-2017	2.0
Brian Burns	2019-2020	16.5	Duane Bickett	1996	2.0
Michael Barrow	1997-1999	16.5	Zach Kerr	2020	2.0
Sean Gilbert	1998-2002	15.5	Tim Morabito	1997-2000	2.0
Wes Horton	2013-2019	15.5	Rick Terry	1998-1999	2.0
Brentson Buckner	2001-2005	14.5	Nick Hayden	2008-2010	2.0
Dwan Edwards	2012-2015	14.0	Jared Allen	2015	2.0
Kony Ealy	2014-2016	14.0	Antonio Edwards	1999	2.0
Luke Kuechly	2012-2018	12.5	Tre Boston	2014-16, 19-20	3.0
Damione Lewis	2006-2009	12.0	Kurt Coleman	2015-2017	2.0
Mark Fields	2002, 2004	11.5	Deon Grant	2001-2003	2.0
Star Lotulelei	2013-2017	11.5	Frank Kearse	2011-2012	1.5
Mike Minter	1997-2006	11.0	Nic Harris	2010	1.5
Sam Mills	1995-1997	10.0	Jeremy Chinn	2020	1.0
Tyler Brayton	2008-2010	9.5	Eric Davis	1996-2000	1.0
Kyle Love	2015-2019	9.5	Sam Franklin	2020	1.0
Kindal Moorehead	2003-2007	9.5	Bravvion Roy	2020	1.0
Captain Munnerlyn	2009-13, 2017-2018	9.5	Roman Harper	2014-2015	1.0
Shaq Thompson	2015-2020	9.5	Leonard Johnson	2016	1.0
Bruce Irvin	2019	8.5	Stanley McClover	2006-2007	1.0
Les Miller	1996-1998	8.5	Bene' Benwikere	2014-2016	1.0
James Anderson	2006-2012	8.0	Eric Norwood	2010-2011	1.0
Vernon Butler	2016-2019	8.0	Damien Richardson	1998-2002	1.0
Will Witherspoon	2002-2005	8.0	Dan Connor	2009-2011	1.0
Chris Draft	2005-2006	7.5	Gerald Williams	1996	1.0
Mike Fox	1995-96, 1998	7.5	Omar Gaither	2011	1.0
Efe Obada	2018-2020	7.5	Colin Cole	2013-2015	1.0
Jason Peter	1998-2001	7.5	Terrell McClain	2011	1.0
Darion Conner	1995	7.0	Louis Leonard	2009-2010	1.0
Dan Morgan	2001-2007	7.0	Shawn Price	1995	1.0
Jay Williams	2000-2001	7.0	Brian Allen	2002-2004	1.0
Shawn King	1995-1997	7.0	Colin Jones	2012-2018	1.0
Greg Kragen	1995-1997	6.0	Tarek Saleh	1997-1998	1.0
Everette Brown	2009-2010	6.0	Eric Swann	2000	1.0
Mark Thomas	1995-1996	6.0	Lavar Edwards	2016	1.0
Carlton Bailey	1995-1996	5.5	Ron Edwards	2012	1.0
Reggie White	2000	5.5	Kemp Rasmussen	2002-2005	1.0
Toi Cook	1996-1997	5.0	Esera Tualo	1999	1.0
Marquis Haynes	2018-2020	5.0	Lenny McGill	1998	1.0
Richard Marshall	2006-2010	5.0	Greg Lloyd	1998	1.0
Gerald McCoy	2019	5.0	Chris Gamble	2004-2012	1.0
Dontarrie Poe	2018-2019	5.0	Omari Jordan	2004	1.0
Eric Reid	2018-2019	5.0	Ray Seals	1997	1.0
Na'il Diggs	2006-2009	4.5	Al Lucas	2000-2001	1.0
Thomas Keiser	2011-2012	4.5	Donte Jackson	2018-19	1.0
Jordan Carstens	2004-2006	4.0	Hilee Taylor	2008	1.0
Jon Beason	2007-2013	4.0	Rod Smith	1995-97, 1998	1.0
Jeff Brady	1998	4.0	Renaldo Turnbull	1997	1.0
A.J. Klein	2013-2016	4.0	Marquand Manuel	2007	1.0
Ryan Delaire	2015-2016	3.5	Jermaine Carter	2018-19	0.5
Frank Alexander	2012-2014	3.5	Javien Elliott	2019	0.5
Mike Mitchell	2013	3.5	Stacy McGee	2019	0.5
Ernest Jones	1998-1999	3.5	Israel Raybon	1997	0.5
Quintin Mikell	2013	3.0	Dean Wells	1999-2001	0.5
Charles Godfrey	2008-2014	3.0	Robert McClain	2010, 2015-2016	0.5
James Bradberry	2016-2019	3.0	Brandon Short	2004-2005	0.5
Shane Burton	2002-2003	3.0	Larry Chester	2001	0.5
Terry Cousin	2002-2003	3.0	Gillis Wilson	2001	0.5
Tyrone Poole	1995-1997	3.0			
Antwan Applewhite	2011-2012	3.0			

# CAREER LEADERS

## SPECIAL TEAMS TACKLES

	Years	TOTAL			
Karl Hankton	2000-2006	94	Todd Sauerbrun	2001-2004	11
Mike Minter	1997-2006	61	Michael Swift	1998-1999	11
Michael Bates	1996-2000; 2002	60	Pat Terrell	1995-1997	11
Damien Richardson	1998-2003	58	Dean Wells	1999-2001	11
Richard Marshall	2006-2010	56	Shaq Thompson	2015-2017	10
Brad Hoover	2000-2009	54	Brian Kinchen	1999-2000	10
Dante Wesley	2002-2005; 2007-2009	54	Steve Lofton	1995-1996; 1998-1999	10
Nick Goings	2001-2008	53	Haruki Nakamura	2012	10
Colin Jones	2012-2018	52	Hannibal Navies	1999-2002	10
Jordan Senn	2009-2013	52	Jared Norris	2016-2018	10
Rod Smart	2002-2005	49	Teddy Williams	2015-2017	10
Kemp Rasmussen	2002-2005	45	Chase Blackburn	2013-2014	9
Chad Cota	1995-1997	44	Ray Green	2000	9
Andre Royal	1995-1997	44	Deveron Harper	2000-2001	9
Dwight Stone	1995-1998	44	Tyrone Poole	1995-1997	9
Vinny Ciurciu	2003-2006	42	Mike Scurlock	1999	9
Jarrold Cooper	2001-2004	40	Tyrell Sutton	2009-2010	9
Gary Barnidge	2008-2012	39	Steve Tovar	1999	9
Anthony Johnson	1995-1999	38	Josh Vaughan	2010-2011	9
Chris Hetherington	1999-2001	35	Leonard Wheeler	1998-1999	9
Ben Jacobs	2014-2015; 2016-2018	31	Quinton Culberson	2009	8
Jason Williams	2010-2011, 2012-2014	31	Ed Dickson	2014-2017	8
David Mayo	2015-2017	30	Chris Draft	2005-2006	8
Adam Seward	2005-2008	29	Graham Gano	2012-2018	8
A.J. Klein	2013-2016	27	Scott Greene	1996-1997	8
Kory Minor	1999-2002	27	Doug Hogue	2012	8
Rod Smith	1995-1998	27	Nic Harris	2010	7
Mario Addison	2012-2017	26	Brandon Jamison	2006-2007	7
Quinton Teal	2007-2009	26	Charly Martin	2009-2010	7
Lester Towns	2000-2003	26	Emmanuel McDaniel	1996; 2002	7
Donte' Curry	2007-2008	24	Rod Mullen	1999	7
Dan Connor	2008-2011, 2013	23	Russell Shepard	2017	7
Brandon Short	2004-2005	23	Julian Stanford	2020	7
James Anderson	2006-2012	22	Sean Tufts	2004-2005	7
Ricky Manning, Jr.	2003-2005	22	Curtis Samuel	2017-2018	6
Sherrod Martin	2009-2012	21	Brandon Benett	2004	6
Paul Butcher	1995	20	Luther Broughton	1997-1998; 2001	6
Thomas Davis	2005-2017	20	Trenton Cannon	2020	6
Damon Pieri	1995-1997	20	Jeremy Cash	2016	6
Joe Webb	2014-2016	20	Terry Cousin	2002-2003	6
Rashard Anderson	2000	19	Perrell Gaskins	1997	6
Colin Branch	2003-2006	19	Greg Hardy	2010-2014	6
Chris Gamble	2004-2012	19	Brad Jackson	2002	6
Jason Kyle	2001-2008	19	Eddie Jackson	2004	6
Kris Mangum	1997-2006	18	Muhsin Muhammad	1996-2004; 2008-2009	6
Kevin McCadam	2006	18	Shawn Price	1995	6
Marcus Hudson	2010	17	Armond Smith	2012-2013	6
J.J. Jansen	2010-2020	17	Travares Tillman	2003-2004	6
Brian Allen	2002-2004	16	Mike Tolbert	2012-2016	6
Na'il Diggs	2006-2009	16	Tony Veland	1998	6
Charles Godfrey	2008-2014	16	C.J. Wilson	2007-2010	6
Eric Norwood	2010-2011	16	Cameron Artis-Payne	2014-2017	5
Jason Phillips	2011-2012	16	Duane Bickett	1996	5
Reggie Howard	2000-2003; 2006	15	Juran Bolden	1998	5
Robert McClain	2010; 2015-2016	15	Jermaine Carter	2018-2020	5
Kinnon Tatum	1997-1998	15	Bob Christian	1995	5
Brent Alexander	1998-1999	14	Deke Cooper	2002; 2007	5
Richie Brockel	2011-2015	14	Thomas DeCoud	2014	5
Tim Shaw	2007	14	Brett Faryniarz	1995	5
Will Witherspoon	2002-2005	14	Andrew Gachkar	2017	5
Fozzy Whittaker	2014-2017	13	Chris Harris	2007-2009	5
Dante Rosario	2007-2010	13	Abdul Hodge	2010	5
Al Wallace	2002-2006	13	Marquand Manuel	2007	5
Toi Cook	1996-1997	12	Jordan Pugh	2010-2011	5
John Kasay	1995-2010	12	Spencer Reid	1998	5
Captain Munnerlyn	2009-2013, 2017	12	Mark Rodenhauer	1995-1997	5
Nate Salley	2006-2008	12	Micah Ross	2004	5
Josh Thomas	2011-2013	12	Antwan Applewhite	2011-2012	4
Jason Baker	2005-2011	11	Jon Beason	2007-2013	4
Myron Baker	1996-1997	11	Corey Brown	2014-2016	4
Tre Boston	2014-2016	11	James Dockery	2012-2014	4
Landon Johnson	2008-2009	11	Tony Fiammetta	2009-2010	4
Donta' Jones	1999	11	Rashaan Gauden	2018	4
Bubba McDowell	1995	11	Michael Griffin	2016	4
Kealoha Pilaes	2011-2013	11	Howard Griffith	1995-1996	4
			Will Hampton	2003-2004	4

# CAREER LEADERS

Lenny McGill	1998	4	Darvin Adams	2011	1
Christian Morton	2006	4	Gerald Alexander	2010	1
Josh Norman	2012-2015	4	Cameron Artis-Payne	2015-2018	1
Tarek Saleh	1997-1998	4	Randy Baldwin	1995	1
Kevon Seymour	2017	4	Kenjon Barner	2013, 2018	1
Shaq Thompson	2015-2018	4	Tommy Barnhardt	1995	1
Alex Armah	2017-2018	3	Micheal Barrow	1997-1999	1
Rae Carruth	1997-1999	3	Mackenzey Bernadeau	2008-2011	1
Kurt Coleman	2015-2017	3	Taye Biddle	2006	1
Curtis Deloatch	2007	3	Reggie Bonnafon	2019-2020	1
Corn Elder	2020	3	Dee Brown	2002	1
Doug Evans	1998-2001	3	Jairus Byrd	2017	1
Adarius Glanton	2014	3	D.J. Campbell	2012	1
Derwin Gray	1998	3	Chandler Catanzaro	2018	1
Jermaine Hardy	2005	3	Jeremy Chinn	2020	1
Alex Haynes	2007	3	Kaelin Clay	2017	1
Nate Hemsley	2001	3	David Clowney	2010	1
Fred Lane	1997-1999	3	Casey Cramer	2004-2005	1
Robert Lester	2013-2014	3	Eric Davis	1996-2000	1
Kenny Onatolu	2012	3	Rod Davis	2006	1
Jeff Posey	2001	3	Ryan Delaire	2015-2016	1
Michael Reed	1995-1996	3	Travell Dixon	2016	1
Derrick Strait	2006	3	Dwan Edwards	2012-2015	1
Adarius Taylor	2020	3	Cortland Finnegan	2015	1
Hilee Taylor	2008-2010	3	Todd Fordham	2004-2006	1
Clifton Abraham	1997	2	Sam Franklin	2020	1
Carlton Bailey	1995-1997	2	Frank Garcia	1995-2000	1
Brenton Bersin	2014-2015, 2017	2	Myles Hartsfield	2020	1
Darius Butler	2011	2	Travis Hill	1995	1
Damiere Byrd	2017-2018	2	Jimmy Hitchcock	2000-2001	1
Mike Caldwell	2003	2	Domenik Hixon	2013	1
Patrick Dendy	2007	2	Donte Jackson	2018	1
Mike Dulaney	1998	2	Ernest Jones	1998-1999	1
Omar Gaither	2011	2	Mark Jones	2008	1
Mike Goodman	2009-2011	2	Thomas Keiser	2011-2012	1
Deon Grant	2001-2003	2	Jeff King	2006-2010	1
Marquis Haynes	2018	2	Andy Lee	2016	1
Jermale Hines	2011	2	Olindo Mare	2011	1
Deon Humphrey	2000	2	Dean Marlowe	2015-2016	1
Jerry Jensen	1998-1999	2	Quintin Mikell	2013	1
Rhys Lloyd	2007-2009; 2010	2	Derrick Moore	1995	1
David Mayo	2016-2018	2	Brad Nortman	2012-2015	1
Sam Mills	1995-1997	2	Michael Palardy	2016-2017	1
Winslow Oliver	1996-1998	2	Troy Pride Jr.	2020	1
Ron Parker	2012	2	Eric Reid	2018	1
Dino Philyaw	1995-1996	2	Kenny Robinson	2020	1
De'Andre Presley	2014	2	Anderson Russell	2012	1
Walter Rasby	1995-1997	2	Zack Sanchez	2016	1
Jamal Robertson	2004-2005	2	Mike Seidman	2003-2006	1
Joey Slye	2019-2020	2	George Selvie	2011	1
Andre Smith	2018	2	Eric Shelton	2005-2006	1
Ian Thomas	2018	2	Kawann Short	2013-2017	1
Mark Thomas	1995-1996	2	R.J. Stanford	2010-2011	1
Nate Turner	1995	2	Jermaine Wiggins	2002-2003	1
Ken Walter	1997-2000	2	Garnell Wilds	2005	1
Brandon Williams	2013-2015	2	Gerald Williams	1995-1997	1
Jamar Williams	2010	2	Thomas Williams	2011	1
Kion Wilson	2011	2	Vince Workman	1995	1
Daryl Worley	2016-2017	2	Lou Young	2015-2016	1
Walter Young	2003	2			

# CAREER PLAYOFF LEADERS

## RECEIVING YARDS

	Years	Rec	Yds	Avg	Long	TDs	100-yd. gms.
Smith, Steve	2001-2013	51	856	16.8	70	8	3
Olsen, Greg	2011-2017	35	488	13.9	54	2	2
Muhammad, Muhsin	1996-04; 2008-09	20	407	20.4	85t	2	2
Brown, Corey	2014-2016	15	276	18.4	86t	1	1
Ginn Jr., Ted	2013, 2015-2016	10	230	23.0	59	0	1
Funckess, Devin	2015-2017	9	152	16.9	24	1	0
Carter, Drew	2004-2007	4	131	32.8	47t	1	0
Proehl, Ricky	2003-2005	9	125	13.9	31	1	0
Benjamin, Kelvin	2014-2017	11	108	9.8	28	2	0
Green, Willie	1995-1996	10	104	10.4	22	1	0
McCaffrey, Christian	2017-2018	6	101	16.8	56t	1	1
Cotchery, Jericho	2014-2015	13	95	7.3	13	0	0
Dickson, Ed	2014-2017	6	92	15.3	34	0	0
Carrier, Mark	1995-1998	5	72	14.4	27	0	0
Hoover, Brad	2000-2009	9	64	7.1	11	0	0
Walls, Wesley	1996-2002	6	58	9.7	20	1	0
Whittaker, Fozzy	2014-2017	2	53	26.5	39t	1	0
Stewart, Jonathan	2008-2017	9	49	5.4	18	0	0
Bersin, Brenton	2014-2017	4	44	11.0	19	0	0
Wiggins, Jermaine	2002-2003	5	43	8.6	21	0	0
Foster, DeShaun	2002-2007	7	42	6.0	12	0	0
Colbert, Keary	2004-2007	3	40	13.3	25	0	0
Goings, Nick	2001-2008	4	39	9.8	14	0	0
LaFell, Brandon	2010-2013	4	34	8.5	13	0	0
Clay, Kaelin	2017-2018	3	32	10.7	21	0	0
Tolbert, Mike	2012-2016	3	29	9.7	14	1	0
Rosario, Dante	2007-2010	3	28	9.3	14	0	0
Jarrett, Dwayne	2007-2010	2	27	13.5	20	0	0
Robertson, Jamal	2004-2005	6	27	4.5	18	0	0
Griffith, Howard	1995-1996	5	24	4.8	11	1	0
Ismail, Raghib	1996-1998	1	24	24.0	24	0	0
Mangum, Kris	1997-2006	5	24	4.8	11	1	0
Davis, Stephen	2003-2005	2	23	11.5	21	0	0
Johnson, Anthony	1995-1999	2	23	11.5	14	0	0
Oliver, Winslow	1996-1998	2	10	5.0	5	0	0
Williams, DeAngelo	2006-2014	3	8	2.7	6	0	0
Artis-Payne, Cameron	2015-2018	1	1	1.0	1	0	0
<b>TOTAL</b>		<b>295</b>	<b>3,983</b>	<b>13.5</b>	<b>85t</b>	<b>25</b>	<b>10</b>

## RUSHING YARDS

	Years	Rsh	Yds	Avg	Long	TDs	100-yd. gms.
Stewart, Jonathan	2008-2017	101	474	4.7	59	5	2
Foster, DeShaun	2002-2007	85	401	4.7	33t	2	1
Davis, Stephen	2003-2005	64	315	4.9	64	1	1
Newton, Cam	2011-2017	63	258	4.1	29	2	0
Johnson, Anthony	1995-1999	37	135	3.6	12	0	1
Goings, Nick	2001-2008	33	121	3.7	18	0	0
Williams, DeAngelo	2006-2014	23	106	4.6	31	0	0
Tolbert, Mike	2012-2016	27	76	2.8	11	0	0
Smith, Steve	2001-2013	5	45	9.0	22	1	0
Ginn, Jr., Ted	2013, 2015-2016	2	33	16.5	22t	1	0
Whittaker, Fozzy	2014-2017	9	32	3.6	15	0	0
Oliver, Winslow	1996-1998	5	26	5.2	11	0	0
Delhomme, Jake	2003-2009	15	23	1.5	10	0	0
Robertson, Jamal	2004-2005	4	19	4.8	15	0	0
McCaffrey, Christian	2017	6	16	2.7	7	0	0
Muhammad, Muhsin	1996-04; 2008-09	3	14	4.7	6	0	0
Hoover, Brad	2000-2009	6	12	2.0	7t	1	0
Artis-Payne, Cameron	2015-2017	3	7	2.3	3	0	0
Ismail, Raghib	1996-1998	1	7	7.0	7	0	0
LaFell, Brandon	2010-2013	1	6	6.0	6	0	0
Cotchery, Jericho	2014-2015	2	5	2.5	5	0	0
Smart, Rod	2002-2005	1	5	5.0	5	0	0
Collins, Kerry	1995-1998	7	4	0.6	8	0	0
Stark, Rohn	1996	1	0	0.0	0	0	0
Anderson, Derek	2011-2017	2	-2	-1.0	-1	0	0
Nortman, Brad	2012-2015	2	-2	-1.0	6	0	0
Weinke, Chris	2001-2006	3	-3	-1.0	-1	0	0
<b>TOTAL</b>		<b>511</b>	<b>2,133</b>	<b>4.2</b>	<b>64</b>	<b>13</b>	<b>5</b>

# CAREER PLAYOFF LEADERS

## PASSING YARDS

	Years	Att	Cmp	Pct	Yds	TD	INT	Sk/Yds	Rtg	300yd
Delhomme, Jake	2003-2009	226	130	57.5%	1,847	12	10	16/107	83.3	2
Newton, Cam	2011-2017	224	134	59.8%	1,821	10	7	20/179	87.7	2
Collins, Kerry	1995-1998	59	31	52.5%	315	3	3	2/9	63.9	0
Smith, Steve	2001-2013	1	0	-	0	0	0	0/0	39.6	0
<b>TOTAL</b>		<b>510</b>	<b>295</b>	<b>57.8%</b>	<b>3,983</b>	<b>25</b>	<b>20</b>	<b>40/308</b>	<b>82.8</b>	<b>4</b>

## SCORING

	Years	TD	TDr	Tdp	TDrT	FG	PAT	2pt.	S	Pts
Kasay, John	1995-2010	0	0	0	0	21	18	0	0	81
Smith, Steve	2001-13	10	1	8	1	0	0	0	0	60
Gano, Graham	2012-2017	0	0	0	0	8	16	0	0	40
Stewart, Jonathan	2008-2017	5	5	0	0	0	0	0	0	30
Muhammad, Muhsin	1996-04; 2008-09	3	0	2	1	0	0	0	0	18
Benjamin, Kelvin	2014-2017	2	0	2	0	0	0	0	0	12
Foster, DeShaun	2002-2007	2	2	0	0	0	0	0	0	12
Kuechly, Luke	2012-2017	2	0	0	2	0	0	0	0	12
Newton, Cam	2011-2017	2	2	0	0	0	0	0	0	12
Tolbert, Mike	2012-2016	1	0	1	0	0	0	1	0	8
Brown, Corey	2014-2016	1	0	1	0	0	0	0	0	6
Carter, Drew	2004-2007	1	0	1	0	0	0	0	0	6
Davis, Stephen	2003-2005	1	1	0	0	0	0	0	0	6
Funchess, Devin	2015-17	1	0	1	0	0	0	0	0	6
Ginn, Jr., Ted	2013, 2015-16	1	1	0	0	0	0	0	0	6
Green, Willie	1995-1996	1	0	1	0	0	0	0	0	6
Griffith, Howard	1995-1996	1	0	1	0	0	0	0	0	6
Hoover, Brad	2000-2009	1	1	0	0	0	0	0	0	6
Mangum, Kris	1997-2006	1	0	1	0	0	0	0	0	6
McCaffrey, Christian	2017	1	0	1	0	0	0	0	0	6
Olsen, Greg	2011-2017	1	0	1	0	0	0	0	0	6
Proehl, Ricky	2003-2005	1	0	1	0	0	0	0	0	6
Walls, Wesley	1996-2002	1	0	1	0	0	0	0	0	6
Whittaker, Fozzy	2014-2017	1	0	1	0	0	0	0	0	6
<b>TOTALS</b>		<b>41</b>	<b>13</b>	<b>24</b>	<b>4</b>	<b>29</b>	<b>34</b>	<b>1</b>	<b>0</b>	<b>369</b>

## INTERCEPTIONS

	Years	INTS	YDS	AVG	LONG	TDS
Manning, Ricky	2003-2005	4	15	3.8	13	0
Kuechly, Luke	2012-2017	3	37	12.3	22t	2
Lucas, Ken	2005-2008	2	15	7.5	14	0
McCree, Marlon	2005	2	-9	-4.5	1	0
Boston, Tre	2014-2016	2	16	8.0	11	0
Coleman, Kurt	2015-2017	2	0	0.0	0	0
Mills, Sam	1995-1997	2	34	17.0	24	0
Adams, Mike	2017	1	1	1.0	1	0
Beason, Jon	2007-2013	1	4	4.0	4	0
Cota, Chad	1995-1997	1	49	49.0	49	0
Ealy, Kony	2014-2016	1	19	19.0	0	0
Finnegan, Cortland	2015	1	0	0.0	0	0
Grant, Deon	2000-2003	1	16	16.0	16	0
Howard, Reggie	2001-2003	1	12	12.0	12	0
Minter, Mike	1997-2006	1	-1	-1.0	-1	0
Morgan, Dan	2001-2007	1	-2	-2.0	-2	0
Peppers, Julius	2002-2009	1	34	34.0	34	0
Terrell, Pat	1995-1997	1	49	49.0	49	0
<b>TOTAL</b>		<b>28</b>	<b>289</b>	<b>10.3</b>	<b>97</b>	<b>2</b>

## SACKS

	Years	TOTAL	Reggie Howard	2000-03	1.0
Charles Johnson	2007-17	5.0	Damione Lewis	2006-09	1.0
Kawann Short	2013-18	4.0	Kris Jenkins	2001-07	1.0
Kony Ealy	2014-16	3.0	Greg Favors	2003	1.0
Luke Kuechly	2012-18	2.0	Dan Morgan	2001-07	1.0
Dwan Edwards	2012-15	2.0	Mario Addison	2012, 2013-18	1.0
Mike Rucker	1999-07	2.0	Lamar Lathon	1995-97	1.0
Thomas Davis	2005-18	2.0	Josh Norman	2012-15	1.0
Jordan Carstens	2004-06	2.0	Kyle Love	2015-18	1.0
Julius Peppers	2002-09, 2017-18	2.0	Les Miller	1996-98	1.0
Will Witherspoon	2002-05	2.0	Shane Burton	2002-03	0.5
Al Wallace	2002-06	1.5	Mike Minter	1997-06	0.5
Brentson Buckner	2001-05	1.5	<b>TOTALS</b>		<b>41.0</b>
Tre Boston	2014-16	1.0			

# SINGLE-GAME BESTS

## 100-YARD RECEIVING GAMES

Player	Opponent	Date	Rec	Yds	TD
Steve Smith*	Chicago Bears	1/15/2006	12	218	2
Steve Smith	Minnesota Vikings	10/30/2005	11	201	1
Muhsin Muhammad	New Orleans Saints	9/13/1998	9	192	1
Steve Smith	Baltimore Ravens	10/15/2006	8	189	1
Muhsin Muhammad	Washington Redskins	11/16/2003	9	189	0
Steve Smith	Chicago Bears	10/2/2011	8	181	0
Greg Olsen	Tampa Bay Buccaneers	10/10/2016	9	181	0
Muhsin Muhammad	New Orleans Saints	12/5/2004	10	179	1
Steve Smith	Arizona Cardinals	9/11/2011	8	178	2
Ed Dickson	Detroit Lions	10/8/2017	5	175	0
Steve Smith	Miami Dolphins	9/25/2005	11	170	3
Steve Smith	Chicago Bears	11/20/2005	14	169	0
Steve Smith	Atlanta Falcons	11/23/2008	8	168	0
Patrick Jeffers	New Orleans Saints	1/2/2000	7	165	2
Steve Smith	Denver Broncos	12/14/2008	9	165	1
Steve Smith*	St. Louis Rams	1/10/2004	6	163	1
Patrick Jeffers	Pittsburgh Steelers	12/26/1999	5	160	2
Steve Smith	Minnesota Vikings	12/20/2009	9	157	1
Willie Green	St. Louis Rams	11/12/1995	6	157	1
DJ Moore	Detroit Lions	11/18/2018	7	157	1
Willie Green	San Francisco 49ers	12/8/1996	7	157	1
Steve Smith	Green Bay Packers	9/18/2011	6	156	0
Steve Smith	Houston Texans	9/16/2007	8	153	3
Muhsin Muhammad	Washington Redskins	10/3/1999	8	151	0
Steve Smith	Tennessee Titans	10/19/2003	10	151	1
Steve Smith	Tampa Bay Buccaneers	11/13/2006	8	149	1
Wesley Walls	Atlanta Falcons	9/7/1997	7	147	0
Muhsin Muhammad	Atlanta Falcons	9/28/2008	8	147	1
Patrick Jeffers	Green Bay Packers	12/12/1999	8	147	2
Willie Green	Atlanta Falcons	12/17/1995	4	147	1
Steve Smith	Cincinnati Bengals	12/8/2002	5	144	1
Drew Carter	New York Giants	12/10/2006	8	144	1
Steve Smith	Washington Redskins	10/23/2011	7	143	0
Muhsin Muhammad*	New England Patriots	2/1/2004	4	140	1
Patrick Jeffers	San Francisco 49ers	12/18/1999	8	138	1
Steve Smith	New Orleans Saints	9/11/2005	8	138	1
Steve Smith	Dallas Cowboys	12/22/2007	9	137	1
Steve Smith	Arizona Cardinals	10/14/2007	10	136	1
Muhsin Muhammad	Atlanta Falcons	12/18/2004	10	135	1
Steve Smith*	Dallas Cowboys	1/3/2004	5	135	1
Greg Olsen	New Orleans Saints	9/27/2015	8	134	2
Steve Smith	New Orleans Saints	12/28/2008	5	134	0
Donald Hayes	Atlanta Falcons	11/28/1999	5	133	1
Ricky Proehl	Tampa Bay Buccaneers	11/9/2003	3	133	1
Muhsin Muhammad	Atlanta Falcons	9/23/2001	10	132	0
Drew Carter	Green Bay Packers	11/18/2007	5	132	1
Mark Carrier	New Orleans Saints	11/26/1995	6	132	2
DJ Moore	Green Bay Packers	12/19/2020	6	131	0
Steve Smith	Atlanta Falcons	9/20/2009	8	131	0
Greg Olsen	Seattle Seahawks	10/18/2015	7	131	1
Steve Smith	Atlanta Falcons	1/1/2006	9	131	1
Muhsin Muhammad	Green Bay Packers	11/27/2000	11	131	2
Greg Olsen	New Orleans Saints	12/6/2015	9	129	0
DJ Moore	Detroit Lions	11/22/2020	7	127	0
Muhsin Muhammad	San Francisco 49ers	10/22/2000	9	127	0
Steve Smith	Cincinnati Bengals	10/22/2006	8	126	0
Muhsin Muhammad	San Francisco 49ers	12/18/1999	11	126	3
DJ Moore	New Orleans Saints	11/24/2019	6	126	2
Steve Smith	Atlanta Falcons	12/11/2011	6	125	0
Muhsin Muhammad	St. Louis Rams	11/14/1999	9	125	0
David Gettis	San Francisco 49ers	10/24/2010	8	125	2
Mark Carrier	Jacksonville Jaguars	9/29/1996	8	124	2
Steve Smith	Detroit Lions	10/16/2005	6	123	1
Muhsin Muhammad	San Francisco 49ers	11/14/2004	6	123	3
Greg Olsen	San Francisco 49ers	9/18/2016	5	122	1
Steve Smith	New Orleans Saints	10/19/2008	6	122	1
Christian McCaffrey	Atlanta Falcons	11/17/2019	11	121	0
Willie Green	Atlanta Falcons	9/3/1995	7	121	1
DJ Moore	Tampa Bay Buccaneers	9/20/2020	8	120	0
DJ Moore	Green Bay Packers	11/10/2019	9	120	0
Ted Ginn	Atlanta Falcons	12/13/2015	2	120	2
Devin Funchess	Tampa Bay Buccaneers	1/3/2016	7	120	1
Steve Smith	Kansas City Chiefs	12/2/2012	5	120	1
Christian McCaffrey	Indianapolis Colts	12/22/2019	15	119	0
Raghib Ismail	Atlanta Falcons	9/6/1998	6	119	1
Greg Olsen	Philadelphia Eagles	11/10/2014	6	119	0
Steve Smith	Arizona Cardinals	10/9/2005	8	119	2
Curtis Samuel	New Orleans Saints	1/3/2021	7	118	0
Muhsin Muhammad	Arizona Cardinals	11/21/2004	6	118	2



# SINGLE-GAME BESTS

Steve Smith	Chicago Bears	10/28/2012	7	118	0
Muhsin Muhammad	Washington Redskins	12/13/1998	7	118	0
Steve Smith	St. Louis Rams	9/9/2007	7	118	1
Raghib Ismail	Dallas Cowboys	10/11/1998	6	117	2
Muhsin Muhammad	Cincinnati Bengals	9/26/1999	8	117	0
Steve Smith	Tampa Bay Buccaneers	12/8/2008	9	117	1
Steve Smith	Arizona Cardinals	10/26/2008	5	117	2
Greg Olsen	Green Bay Packers	12/17/2017	9	116	1
Steve Smith	Green Bay Packers	9/29/2002	5	116	0
Ted Ginn	Oakland Raiders	11/27/2016	4	115	1
Muhsin Muhammad	Tampa Bay Buccaneers	12/26/2004	8	115	2
Kelvin Benjamin	Pittsburgh Steelers	9/21/2014	8	115	1
Donald Hayes	San Francisco 49ers	9/10/2000	6	115	1
Keary Colbert	Denver Broncos	10/10/2004	4	115	1
Robby Anderson	Las Vegas Raiders	9/13/2020	6	114	1
Muhsin Muhammad	Atlanta Falcons	10/3/2004	7	114	0
Mark Carrier	Chicago Bears	10/8/1995	5	114	1
Muhsin Muhammad	Oakland Raiders	12/24/2000	10	114	0
Greg Olsen^	Arizona Cardinals	1/24/2016	6	113	0
Corey Brown^	Arizona Cardinals	1/24/2016	4	113	1
DJ Moore	Seattle Seahawks	12/15/2019	8	113	0
Robby Anderson	Atlanta Falcons	10/11/2020	8	112	0
Steve Smith	Tampa Bay Buccaneers	10/12/2008	6	112	0
Muhsin Muhammad	New Orleans Saints	11/10/2002	4	112	0
Christian McCaffrey	Seattle Seahawks	11/25/2018	11	112	1
Steve Smith	Tampa Bay Buccaneers	9/24/2006	7	112	0
Rae Carruth	Kansas City Chiefs	9/21/1997	8	110	0
Greg Olsen	Tampa Bay Buccaneers	12/14/2014	10	110	0
Greg Olsen	Tampa Bay Buccaneers	9/12/2019	6	110	0
Robby Anderson	Tampa Bay Buccaneers	9/20/2020	9	109	0
Kelvin Benjamin	Atlanta Falcons	11/16/2014	9	109	1
Raghib Ismail	Indianapolis Colts	12/27/1998	7	109	1
Steve Smith	Atlanta Falcons	12/9/2012	7	109	0
Raghib Ismail	Atlanta Falcons	11/3/1996	5	108	0
Devin Funchess	New York Jets	11/26/2017	7	108	0
Muhsin Muhammad	San Francisco 49ers	9/10/2000	8	108	1
Kelvin Benjamin	San Francisco 49ers	9/18/2016	7	108	2
Muhsin Muhammad	Detroit Lions	9/15/2002	8	107	1
Rae Carruth	Minnesota Vikings	10/12/1997	6	107	1
Greg Olsen^	New Orleans Saints	1/7/2018	8	107	1
Patrick Jeffers	St. Louis Rams	12/5/1999	7	107	1
Brandon LaFell	Minnesota Vikings	10/13/2013	4	107	1
Curtis Samuel	Washington Football Team	12/27/2020	5	106	0
Steve Smith	Tampa Bay Buccaneers	9/9/2012	7	106	0
Muhsin Muhammad	Cincinnati Bengals	12/8/2002	8	106	1
Steve Smith	Tampa Bay Buccaneers	11/6/2005	5	106	1
Muhsin Muhammad	Seattle Seahawks	10/31/2004	8	106	2
Keyshawn Johnson	Minnesota Vikings	9/17/2006	5	106	0
Wesley Walls	St. Louis Rams	11/23/1997	8	106	0
Greg Olsen	Green Bay Packers	10/19/2014	8	105	0
Curtis Samuel	Kansas City Chiefs	11/8/2020	9	105	1
Steve Smith	Green Bay Packers	11/30/2008	4	105	0
Willie Green	New Orleans Saints	11/26/1995	4	105	1
Steve Smith	New Orleans Saints	9/16/2012	3	104	0
Kelvin Benjamin	New England Patriots	10/1/2017	4	104	0
Ricky Proehl	Dallas Cowboys	12/24/2005	2	104	1
Kelvin Benjamin	Tampa Bay Buccaneers	12/14/2014	8	104	0
Ted Ginn^	San Francisco 49ers	1/12/2014	4	104	0
Muhsin Muhammad	Atlanta Falcons	10/4/1998	4	104	1
Muhsin Muhammad	Buffalo Bills	12/9/2001	8	104	0
Steve Smith	Tampa Bay Buccaneers	12/11/2005	5	103	0
Brandon LaFell	Tampa Bay Buccaneers	12/24/2011	3	103	1
Muhsin Muhammad	Jacksonville Jaguars	9/19/1999	4	103	1
Steve Smith	Indianapolis Colts	10/12/2003	6	103	1
Muhsin Muhammad^	Dallas Cowboys	1/3/2004	4	103	0
Wesley Walls	Seattle Seahawks	10/8/2000	7	102	0
Muhsin Muhammad	Kansas City Chiefs	12/10/2000	8	102	0
Christian McCaffrey	Atlanta Falcons	9/16/2018	14	102	0
Greg Olsen	Denver Broncos	11/11/2012	9	102	2
Raghib Ismail	New Orleans Saints	11/30/1997	6	102	0
DJ Moore	New Orleans Saints	1/3/2021	5	101	0
DeAngelo Williams	Philadelphia Eagles	12/4/2006	7	101	1
DJ Moore	Tennessee Titans	11/3/2019	7	101	0
Mark Carrier	Washington Redskins	12/24/1995	7	101	0
Christian McCaffrey	New Orleans Saints	9/24/2017	9	101	0
Christian McCaffrey^	New Orleans Saints	1/7/2018	6	101	1
Keary Colbert	Seattle Seahawks	10/31/2004	4	100	0
Steve Smith	New Orleans Saints	10/26/2003	9	100	0
Jonathan Stewart	Green Bay Packers	9/18/2011	8	100	0
Steve Smith	Minnesota Vikings	10/30/2011	7	100	1
Mark Carrier	Buffalo Bills	10/25/1998	5	100	1

^POSTSEASON



# SINGLE-GAME BESTS

## 100-YARD RUSHING GAMES

Player	Opponent	Date	Rsh	Yds	TD
DeAngelo Williams	New Orleans Saints	12/30/2012	21	210	2
Jonathan Stewart	New York Giants	12/27/2009	28	206	1
DeAngelo Williams	Tampa Bay Buccaneers	12/8/2008	19	186	2
Christian McCaffrey	Cincinnati Bengals	9/23/2018	28	184	0
Stephen Davis	New Orleans Saints	10/26/2003	31	178	2
DeAngelo Williams	New Orleans Saints	12/28/2008	25	178	0
Christian McCaffrey	Jacksonville Jaguars	10/6/2019	19	176	2
DeShaun Foster	Kansas City Chiefs	9/19/2004	32	174	1
Richard Huntley	New England Patriots	1/6/2002	21	168	0
DeShaun Foster	Atlanta Falcons	1/1/2006	18	165	1
Stephen Davis	New Orleans Saints	10/5/2003	30	159	1
DeAngelo Williams	Arizona Cardinals	11/1/2009	23	158	0
Jonathan Stewart	New Orleans Saints	12/7/2014	20	155	1
Lamar Smith	Minnesota Vikings	9/22/2002	30	154	2
Christian McCaffrey	Arizona Cardinals	9/22/2019	24	153	1
Stephen Davis	Houston Texans	11/2/2003	30	153	0
Stephen Davis	Atlanta Falcons	9/28/2003	21	153	1
DeAngelo Williams	Tampa Bay Buccaneers	10/18/2009	30	152	2
DeShaun Foster <sup>^</sup>	New York Giants	1/8/2006	27	151	0
DeAngelo Williams	New Orleans Saints	11/8/2009	21	149	2
Fred Lane	Oakland Raiders	11/2/1997	28	147	3
Christian McCaffrey	Tennessee Titans	11/3/2019	24	146	2
Stephen Davis	Tampa Bay Buccaneers	9/14/2003	33	142	0
Tim Biakabutuka	Washington Redskins	10/3/1999	12	142	3
DeAngelo Williams	Oakland Raiders	11/9/2008	19	140	1
Fred Lane	Dallas Cowboys	12/8/1997	34	138	0
Jonathan Stewart	Arizona Cardinals	12/19/2010	27	137	0
Anthony Johnson	Washington Redskins	8/31/1997	20	134	0
Jonathan Stewart	Atlanta Falcons	12/12/2010	18	133	0
Tim Biakabutuka	Cincinnati Bengals	9/26/1999	8	132	2
Jonathan Stewart	Washington Redskins	12/19/2016	25	132	0
DeShaun Foster	Atlanta Falcons	12/4/2005	24	131	1
Jonathan Stewart	Detroit Lions	11/16/2008	15	130	1
Christian McCaffrey	Los Angeles Rams	9/8/2019	19	128	2
Nick Goings	Tampa Bay Buccaneers	12/26/2004	33	127	0
Anthony Johnson	St. Louis Rams	10/13/1996	22	126	0
Jonathan Stewart	Philadelphia Eagles	10/25/2015	24	125	0
Christian McCaffrey	Seattle Seahawks	11/25/2018	17	125	1
Jonathan Stewart	New Orleans Saints	1/3/2010	16	125	1
DeAngelo Williams	Kansas City Chiefs	10/5/2008	20	123	2
Anthony Johnson	St. Louis Rams	11/17/1996	27	123	1
Derrick Moore	Tampa Bay Buccaneers	10/1/1995	21	123	1
Anthony Johnson	New Orleans Saints	10/20/1996	29	123	0
Jonathan Stewart <sup>^</sup>	Arizona Cardinals	1/3/2015	24	123	1
Dee Brown	Cleveland Browns	12/1/2002	27	122	0
DeShaun Foster	Atlanta Falcons	9/23/2007	20	122	1
DeAngelo Williams	Miami Dolphins	11/19/2009	13	122	0
Jonathan Stewart	Cleveland Browns	12/21/2014	24	122	0
Nick Goings	New Orleans Saints	12/5/2004	36	122	1
Tim Biakabutuka	Washington Redskins	10/21/2001	20	121	1
DeAngelo Williams	Tampa Bay Buccaneers	12/30/2007	20	121	2
Nick Goings	Arizona Cardinals	11/21/2004	22	121	3
DeAngelo Williams	Arizona Cardinals	10/14/2007	10	121	1
Jonathan Stewart	Tampa Bay Buccaneers	12/6/2009	26	120	1
Mike Goodson	Baltimore Ravens	11/21/2010	22	120	0
DeAngelo Williams	Detroit Lions	11/16/2008	14	120	2
DeAngelo Williams	New York Giants	9/22/2013	23	120	0
Derrick Moore	New England Patriots	10/29/1995	28	119	0
Fred Lane	Green Bay Packers	12/14/1997	19	119	1
Christian McCaffrey	San Francisco 49ers	10/27/2019	14	117	1
Brad Hoover	Green Bay Packers	11/27/2000	24	117	1
Cam Newton	Atlanta Falcons	12/9/2012	9	116	1
Stephen Davis	Philadelphia Eagles	11/30/2003	23	115	0
DeAngelo Williams	New Orleans Saints	10/9/2011	9	115	1
Jonathan Stewart	Tampa Bay Buccaneers	12/8/2008	15	115	2
DeAngelo Williams	St. Louis Rams	11/19/2006	20	114	0
Fred Lane	New Orleans Saints	11/30/1997	13	112	1
Anthony Johnson	Tampa Bay Buccaneers	12/1/1996	26	111	1
Stephen Davis	Jacksonville Jaguars	9/7/2003	22	111	0
Jonathan Stewart	Miami Dolphins	11/13/2017	17	110	0
Jonathan Stewart	Tampa Bay Buccaneers	10/18/2009	17	110	1
Tim Biakabutuka	Indianapolis Colts	12/27/1998	25	109	1
Jonathan Stewart	Minnesota Vikings	12/20/2009	25	109	1
Christian McCaffrey	Green Bay Packers	11/10/2019	20	108	1
Nick Goings	St. Louis Rams	12/12/2004	31	108	1
DeAngelo Williams	New York Giants	12/21/2008	24	108	4
DeAngelo Williams	Arizona Cardinals	10/26/2008	17	108	1
Cam Newton	Cincinnati Bengals	10/12/2014	17	107	1

# SINGLE-GAME BESTS

## 100-YARD RUSHING GAMES

Player	Opponent	Date	Rsh	Yds	TD
DeShaun Foster	Cleveland Browns	10/8/2006	24	106	0
Jonathan Stewart <sup>^</sup>	Seattle Seahawks	1/17/2016	19	106	2
Christian McCaffrey	Tampa Bay Buccaneers	12/2/2018	10	106	0
Nick Goings	Tampa Bay Buccaneers	11/28/2004	23	106	0
DeShaun Foster	New Orleans Saints	10/1/2006	16	105	1
Anthony Johnson <sup>^</sup>	Dallas Cowboys	1/5/1997	26	104	0
Tim Biakabutuka	Atlanta Falcons	10/26/1997	23	104	2
Stephen Davis <sup>^</sup>	Dallas Cowboys	1/3/2004	26	104	1
Jonathan Stewart	Minnesota Vikings	12/10/2017	16	103	3
Tim Biakabutuka	Seattle Seahawks	10/8/2000	23	103	0
Tim Biakabutuka	Washington Redskins	12/13/1998	17	103	1
DeShaun Foster	Atlanta Falcons	12/24/2006	28	102	0
Anthony Johnson	Minnesota Vikings	10/6/1996	23	102	1
Jonathan Stewart	Washington Redskins	11/22/2015	21	102	0
DeAngelo Williams	Atlanta Falcons	11/23/2008	19	101	1
Christian McCaffrey	Atlanta Falcons	12/23/2018	21	101	0
Fred Lane	New Orleans Saints	11/1/1998	35	101	1
Cam Newton	New York Giants	12/20/2015	8	100	0
Fozzy Whittaker	San Francisco 49ers	9/18/2016	16	100	0
Mike Goodson	Tampa Bay Buccaneers	11/14/2010	23	100	0
Fred Lane	New Orleans Saints	9/13/1998	18	100	0

<sup>^</sup>POSTSEASON

## CAREER 100-YARD RECEIVING GAME LEADERS

Player	Total
Smith, Steve	46 (3 postseason)
Muhammad, Muhsin	29 (2 postseason)
Olsen, Greg	13 (2 postseason)
Moore, DJ	9
McCaffrey, Christian	6 (1 postseason)
Benjamin, Kelvin	5
Carrier, Mark	5
Ismail, Raghib	5
Jeffers, Patrick	5
Anderson, Robby	3
Ginn, Jr., Ted	3 (1 postseason)
Samuel, Curtis	3
Walls, Wesley	3
Carter, Drew	2
Carruth, Rae	2
Colbert, Keary	2
Funchess, Devin	2
Green, Willie	2
Hayes, Donald	2
LaFell, Brandon	2
Proehl, Ricky	2
Brown, Corey	1
Dickson, Ed	1
Gettis, David	1
Johnson, Keyshawn	1
Stewart, Jonathan	1
Williams, DeAngelo	1

## CAREER 100-YARD RUSHING GAME LEADERS

Player	Number
Stewart, Jonathan	18 (2 postseason)
Williams, DeAngelo	18
McCaffrey, Christian	10
Davis, Stephen	8 (1 postseason)
Foster, DeShaun	8 (1 postseason)
Biakabutuka, Tshimanga	7
Johnson, Anthony	7 (1 postseason)
Lane, Fred	6
Goings, Nick	5
Newton, Cam	3
Goodson, Mike	2
Moore, Derrick	2
Brown, Dee	1
Hoover, Brad	1
Huntley, Richard	1
Smith, Lamar	1
Whittaker, Fozzy	1

# SINGLE-GAME BESTS

## 300-YARD PASSING GAMES

Player	Opponent	Date	Att	Cmp	Yds	TD	Int
Cam Newton	Green Bay Packers	9/18/2011	46	28	432	1	3
Chris Weinke	New York Giants	12/10/2006	61	34	423	1	3
Cam Newton	Arizona Cardinals	9/11/2011	37	24	422	2	1
Cam Newton	Chicago Bears	10/2/2011	46	27	374	1	1
Steve Beuerlein	Green Bay Packers	12/12/1999	42	29	373	3	0
Steve Beuerlein	San Francisco 49ers	12/18/1999	38	27	368	4	0
Teddy Bridgewater	Tampa Bay Buccaneers	9/20/2020	42	33	367	0	2
Jake Delhomme	Baltimore Ravens	10/15/2006	39	24	365	2	2
Steve Beuerlein	San Francisco 49ers	9/10/2000	32	24	364	3	1
Jake Delhomme	Tennessee Titans	10/19/2003	49	31	362	2	0
Cam Newton	Detroit Lions	11/18/2018	37	25	357	3	1
Cam Newton	Detroit Lions	10/8/2017	33	26	355	3	0
Cam Newton	San Francisco 49ers	9/18/2016	40	24	353	4	1
Cam Newton^	New Orleans Saints	1/7/2018	40	24	349	2	0
Jake Delhomme	Minnesota Vikings	10/30/2005	30	21	341	3	0
Cam Newton	New York Giants	12/20/2015	45	25	340	5	0
Jake Delhomme	Atlanta Falcons	12/18/2004	35	24	340	2	1
Kerry Collins	New Orleans Saints	11/26/1995	46	17	335	3	4
Cam Newton^	Arizona Cardinals	1/24/2016	28	19	335	2	1
Cam Newton	Atlanta Falcons	9/16/2018	45	32	335	3	1
Steve Beuerlein	Washington Redskins	10/3/1999	47	23	334	1	1
Cam Newton	Tampa Bay Buccaneers	9/12/2019	51	25	333	0	0
Steve Beuerlein	Seattle Seahawks	10/8/2000	39	27	332	2	1
Cam Newton	New Orleans Saints	12/6/2015	41	28	331	5	1
Frank Reich	Atlanta Falcons	9/3/1995	44	23	329	2	0
Kerry Collins	Kansas City Chiefs	9/21/1997	47	24	328	1	4
Kerry Collins	San Francisco 49ers	12/8/1996	37	22	327	3	0
Jake Delhomme	Buffalo Bills	10/25/2009	44	27	325	0	3
Kyle Allen	Atlanta Falcons	11/17/2019	50	31	325	0	4
Jake Delhomme^	New England Patriots	2/1/2004	33	16	323	3	0
Cam Newton	New Orleans Saints	10/16/2016	47	27	322	2	1
Steve Beuerlein	New Orleans Saints	1/2/2000	41	22	322	5	0
Rodney Peete	Cincinnati Bengals	12/8/2002	29	21	319	3	1
Jake Delhomme^	Chicago Bears	1/15/2006	33	24	319	3	1
Jake Delhomme	Washington Redskins	11/16/2003	30	20	317	0	2
Cam Newton	New England Patriots	10/1/2017	29	22	316	3	1
Jake Delhomme	Houston Texans	9/16/2007	41	27	316	3	1
Cam Newton	New Orleans Saints	9/27/2015	31	20	315	2	0
Cam Newton	Chicago Bears	10/28/2012	39	20	314	0	2
Teddy Bridgewater	Atlanta Falcons	10/11/2020	36	27	313	2	0
Chris Weinke	St. Louis Rams	12/23/2001	51	24	312	1	0
Teddy Bridgewater	Kansas City Chiefs	11/8/2020	49	36	310	2	0
Rodney Peete	Detroit Lions	9/15/2002	32	21	310	1	0
Rodney Peete	New Orleans Saints	11/10/2002	40	23	310	2	1
Kerry Collins	New England Patriots	10/29/1995	45	25	309	2	1
Steve Beuerlein	San Francisco 49ers	10/22/2000	44	28	309	3	0
Jake Delhomme	Atlanta Falcons	10/3/2004	38	23	308	0	2
Cam Newton	Arizona Cardinals	10/6/2013	39	21	308	0	3
Matt Moore	San Francisco 49ers	10/24/2010	41	28	308	2	1
Jake Delhomme	Atlanta Falcons	9/20/2009	41	25	308	1	1
Kyle Allen	Green Bay Packers	11/10/2019	43	28	307	1	1
Jake Delhomme	New Orleans Saints	1/2/2005	50	24	307	2	0
Cam Newton	Philadelphia Eagles	11/10/2014	40	25	306	2	3
Cam Newton	Philadelphia Eagles	11/26/2012	28	18	306	2	0
Jake Delhomme	San Francisco 49ers	11/14/2004	34	19	303	3	0
Cam Newton	Tampa Bay Buccaneers	9/9/2012	33	23	303	1	2
Kerry Collins	Atlanta Falcons	10/4/1998	38	20	302	3	2
Cam Newton	Tampa Bay Buccaneers	12/2/2018	41	28	300	2	4
Steve Beuerlein	San Francisco 49ers	10/17/1999	36	23	300	4	3
Cam Newton	Washington Redskins	12/19/2016	37	21	300	2	0

^POSTSEASON

# SINGLE-GAME BESTS

## OPPONENTS' 100-YARD RECEIVING GAMES

Player	Opponent	Date	Rec	Yds	TD
Julio Jones	Atlanta Falcons	10/2/2016	12	300	1
Rod Gardner	Washington Redskins	10/21/2001	6	208	1
Antonio Bryant	Tampa Bay Buccaneers	12/8/2008	9	200	2
Julio Jones	Atlanta Falcons	12/27/2015	9	178	1
Shannon Sharpe	Denver Broncos	11/9/1997	8	174	0
Brandin Cooks	New Orleans Saints	10/16/2016	7	173	1
Roddy White	Atlanta Falcons	9/30/2012	8	169	2
Reggie Wayne	Indianapolis Colts	10/28/2007	7	168	1
Antonio Freeman	Green Bay Packers	12/14/1997	10	166	2
Larry Fitzgerald	Arizona Cardinals	1/10/2009	8	166	1
D.J. Chark	Jacksonville Jaguars	10/6/2019	8	164	2
Tim Brown	Oakland Raiders	11/2/1997	10	163	0
Anquan Boldin	Arizona Cardinals	10/9/2005	10	162	1
Joe Horn	New Orleans Saints	12/5/2004	8	160	2
Travis Kelce	Kansas City Chiefs	11/8/2020	10	159	0
Torry Holt	St. Louis Rams	12/12/2004	6	151	1
Chris Godwin	Tampa Bay Buccaneers	10/13/2019	10	151	0
Joe Horn	New Orleans Saints	12/2/2001	13	150	1
Vincent Jackson	Tampa Bay Buccaneers	10/4/2015	10	147	1
Az-Zahir Hakim	St. Louis Rams	11/5/2000	8	147	1
Michael Irvin	Dallas Cowboys	10/11/1998	6	146	0
Robby Anderson	New York Jets	11/26/2017	6	146	2
Marques Colston	New Orleans Saints	1/1/2012	7	145	2
Eric Moulds	Buffalo Bills	10/25/1998	5	145	2
Deion Branch	New England Patriots	2/1/2004	10	143	1
Calvin Ridley	Atlanta Falcons	11/17/2019	8	143	1
Irving Fryar	Philadelphia Eagles	10/27/1996	7	143	0
Jimmy Graham	Seattle Seahawks	10/18/2015	8	140	0
Michael Westbrook	Washington Redskins	10/3/1999	8	140	2
Steve Smith	Baltimore Ravens	9/28/2014	7	139	2
Cris Carter	Minnesota Vikings	11/19/2000	8	138	1
Zach Ertz	Philadelphia Eagles	10/21/2018	9	138	0
Jordan Matthews	Philadelphia Eagles	11/10/2014	7	138	2
Ramses Barden	New York Giants	9/20/2012	9	138	0
Julio Jones	Atlanta Falcons	10/29/2020	7	137	0
Calvin Ridley	Atlanta Falcons	10/11/2020	8	136	0
Anquan Boldin	San Francisco 49ers	1/12/2014	8	136	0
Larry Fitzgerald	Arizona Cardinals	10/9/2005	9	136	1
Demaryius Thomas	Denver Broncos	11/11/2012	9	135	0
Michael Pittman	Tampa Bay Buccaneers	11/28/2004	8	134	2
Albert Connell	Washington Redskins	10/3/1999	5	134	2
Keenan Allen	Los Angeles Chargers	9/27/2020	13	132	1
Marques Colston	New Orleans Saints	10/1/2006	5	132	1
Tyler Boyd	Cincinnati Bengals	9/23/2018	6	132	1
Odell Beckham	New York Giants	10/7/2018	8	131	1
Michael Thomas	New Orleans Saints	1/7/2018	8	131	0
Torry Holt	St. Louis Rams	11/5/2000	4	130	0
Jimmy Graham	New Orleans Saints	10/9/2011	8	129	0
Jermaine Kearse	Seattle Seahawks	1/10/2015	3	129	1
Jerry Rice	San Francisco 49ers	12/8/1996	10	129	1
Darren Sproles	New Orleans Saints	9/16/2012	13	128	0
Jerry Rice	San Francisco 49ers	9/22/1996	10	127	0
David Boston	Arizona Cardinals	12/30/2001	7	127	2
Mike Wallace	Miami Dolphins	11/24/2013	5	127	1
Roddy White	Atlanta Falcons	9/23/2007	7	127	1
Larry Fitzgerald	Arizona Cardinals	12/19/2010	9	125	0
Marques Colston	New Orleans Saints	12/8/2013	9	125	2
Terance Mathis	Atlanta Falcons	9/1/1996	4	123	0
Terrell Owens	Philadelphia Eagles	10/17/2004	4	123	0
Marques Colston	New Orleans Saints	12/28/2008	7	123	1
Az-Zahir Hakim	St. Louis Rams	12/5/1999	4	122	2
Reggie Wayne	Indianapolis Colts	11/27/2011	5	122	1
Jerry Rice	San Francisco 49ers	12/10/1995	6	121	0
Randall Cobb	Green Bay Packers	10/19/2014	6	121	1
Chris Godwin	Tampa Bay Buccaneers	9/12/2019	8	121	1
Lance Moore	New Orleans Saints	12/30/2012	4	121	0
Mohamed Sanu	Cincinnati Bengals	10/12/2014	10	120	1
Andre Johnson	Houston Texans	9/16/2007	7	120	2
Plaxico Burress	Pittsburgh Steelers	12/15/2002	6	120	1
Tyler Lockett	Seattle Seahawks	12/15/2019	8	120	1
Marvin Harrison	Indianapolis Colts	10/12/2003	8	119	0
Keenan McCardell	Tampa Bay Buccaneers	11/9/2003	9	118	1
Terrell Owens	San Francisco 49ers	10/7/2001	8	118	2
Davante Adams	Green Bay Packers	11/10/2019	7	118	0
Julio Jones	Atlanta Falcons	11/5/2017	6	118	0
Roddy White	Atlanta Falcons	12/9/2012	9	117	1



# SINGLE-GAME BESTS

Dorsey Levens	Green Bay Packers	1/12/1997	5	117	1
Brent Celek	Philadelphia Eagles	11/10/2014	5	116	0
Isaac Bruce	St. Louis Rams	1/10/2004	7	116	0
Albert Connell	Washington Redskins	12/13/1998	8	116	1
Antonio Bryant	Tampa Bay Buccaneers	12/6/2009	5	116	0
Larry Fitzgerald	Arizona Cardinals	10/26/2008	7	115	0
Jimmy Smith	Jacksonville Jaguars	9/19/1999	10	115	0
Ted Ginn	New Orleans Saints	1/7/2018	4	115	1
Jimmy Graham	New Orleans Saints	12/30/2012	9	115	1
Ike Hilliard	Tampa Bay Buccaneers	9/30/2007	7	114	0
Chad Johnson	Cincinnati Bengals	12/8/2002	6	114	0
Tyreek Hill	Kansas City Chiefs	11/8/2020	9	113	2
Kenny Golladay	Detroit Lions	11/18/2018	8	113	1
Russell Copeland	Buffalo Bills	9/10/1995	2	112	1
Charlie Garner	San Francisco 49ers	10/22/2000	7	112	0
Jerry Rice	San Francisco 49ers	11/5/1995	8	111	0
Isaac Bruce	St. Louis Rams	12/5/1999	6	111	0
Donte' Stallworth	Philadelphia Eagles	12/4/2006	4	111	1
DeSean Jackson	Washington Redskins	12/19/2016	7	111	0
Steve Johnson	Buffalo Bills	9/15/2013	8	111	1
Isaac Bruce	St. Louis Rams	11/12/1995	9	110	1
Sean Dawkins	New Orleans Saints	9/13/1998	5	110	1
Michael Crabtree	Oakland Raiders	11/27/2016	8	110	0
Ernie Mills	Dallas Cowboys	10/11/1998	5	110	1
Jermaine Kearse	Seattle Seahawks	1/17/2016	11	110	2
Terrell Owens	San Francisco 49ers	12/8/1996	5	110	1
Jackie Harris	Tampa Bay Buccaneers	10/1/1995	5	108	0
Wayne Chrebet	New York Jets	11/29/1998	7	107	2
Mike Evans	Tampa Bay Buccaneers	12/24/2017	6	107	0
Terrell Owens	Dallas Cowboys	10/29/2006	9	107	0
Tyler Lockett	Seattle Seahawks	11/25/2018	5	107	1
Damian Williams	Tennessee Titans	11/13/2011	5	107	1
Terance Mathis	Atlanta Falcons	10/26/1997	8	107	0
Randy Moss	Minnesota Vikings	11/19/2000	5	106	1
Wes Welker	New England Patriots	12/13/2009	10	105	0
Jermaine Kearse	New York Jets	11/26/2017	7	105	1
Early Doucet	Arizona Cardinals	9/11/2011	3	105	1
Matt Forte	Chicago Bears	10/5/2014	12	105	1
Marcus Pollard	Detroit Lions	10/16/2005	3	105	0
Adam Thielen	Minnesota Vikings	12/10/2017	6	105	1
Mike Evans	Tampa Bay Buccaneers	9/20/2020	7	104	1
Keith Poole	New Orleans Saints	1/2/2000	6	104	0
Roddy White	Atlanta Falcons	12/28/2014	8	104	0
Brian Finneran	Atlanta Falcons	11/24/2002	4	104	0
Brandin Cooks	New Orleans Saints	12/6/2015	6	104	1
Joey Galloway	Dallas Cowboys	10/13/2002	3	104	1
Julio Jones	Atlanta Falcons	12/11/2011	3	104	2
Mike Wallace	Pittsburgh Steelers	12/23/2010	4	104	1
David Moore	Seattle Seahawks	11/25/2018	4	103	1
Keyshawn Johnson	Tampa Bay Buccaneers	9/14/2003	9	102	0
Terance Mathis	Atlanta Falcons	12/17/1995	8	102	0
Donte' Stallworth	New Orleans Saints	12/18/2005	5	102	1
Sean Dawkins	New Orleans Saints	11/1/1998	6	102	0
Tim Dwight	Atlanta Falcons	11/28/1999	5	102	0
Troy Williamson	Minnesota Vikings	9/17/2006	6	102	0
Oronde Gadsden	Miami Dolphins	11/4/2001	5	102	0
Joe Horn	New Orleans Saints	11/10/2002	6	101	0
Cedrick Wilson	San Francisco 49ers	11/14/2004	5	101	0
Devery Henderson	New Orleans Saints	10/7/2007	4	101	0
Michael Thomas	New Orleans Saints	11/24/2019	10	101	1
Mark Clayton	Baltimore Ravens	10/15/2006	5	101	2
Chris Godwin	Tampa Bay Buccaneers	12/2/2018	5	101	1
Isaac Bruce	St. Louis Rams	9/17/1995	5	100	0

# SINGLE-GAME BESTS

## OPPONENTS' 100-YARD RUSHING GAMES

Player	Opponent	Date	Rsh	Yds	TD
Derrick Ward	New York Giants	12/21/2008	15	215	0
Matt Forte	Chicago Bears	10/2/2011	25	205	1
Marshall Faulk	St. Louis Rams	12/23/2001	30	202	2
Shaun Alexander	Seattle Seahawks	10/31/2004	32	195	1
Julius Jones	Dallas Cowboys	12/24/2005	34	194	2
Reuben Droughns	Denver Broncos	10/10/2004	30	193	0
Ronald Jones	Tampa Bay Buccaneers	11/15/2020	23	192	1
Marshall Faulk	St. Louis Rams	11/11/2001	15	183	2
Bryce Brown	Philadelphia Eagles	11/26/2012	19	178	2
Matt Forte	Chicago Bears	10/10/2010	22	166	2
Curtis Martin	New York Jets	10/28/2001	27	159	0
Ricky Williams	New Orleans Saints	10/14/2001	31	147	1
Le'Veon Bell	Pittsburgh Steelers	9/21/2014	21	147	0
Aaron Jones	Green Bay Packers	12/19/2020	20	145	1
Trung Canidate	St. Louis Rams	11/11/2001	16	145	1
Ricky Williams	New Orleans Saints	10/15/2000	38	144	2
Mike Vick	Atlanta Falcons	12/7/2003	14	141	1
Terry Allen	Washington Redskins	8/31/1997	25	141	2
Garrison Hearst	San Francisco 49ers	9/29/1997	28	141	1
Deuce McAllister	New Orleans Saints	1/2/2005	28	140	1
Duce Staley	Philadelphia Eagles	11/7/1999	17	140	1
Kevin Smith	Detroit Lions	11/20/2011	16	140	2
Michael Turner	Atlanta Falcons	10/16/2011	27	139	2
Garrison Hearst	San Francisco 49ers	12/6/1998	20	139	1
Doug Martin	Tampa Bay Buccaneers	11/18/2012	24	138	0
Giovani Bernard	Cincinnati Bengals	10/12/2014	18	137	1
Jerome Bettis	Pittsburgh Steelers	12/26/1999	33	137	1
Warrick Dunn	Atlanta Falcons	12/18/2004	28	134	1
Stephen Davis	Washington Redskins	9/3/2000	23	133	1
Chris Carson	Seattle Seahawks	12/15/2019	24	133	2
Ronnie Brown	Miami Dolphins	9/25/2005	23	132	1
Shaun Alexander	Seattle Seahawks	1/22/2006	34	132	2
Fred Taylor	Jacksonville Jaguars	12/9/2007	18	132	1
Willie Parker	Pittsburgh Steelers	12/17/2006	23	132	1
Emmitt Smith	Dallas Cowboys	10/1/2000	24	132	1
Warrick Dunn	Atlanta Falcons	9/10/2006	29	132	0
Peyton Hillis	Cleveland Browns	11/28/2010	26	131	3
Chris Johnson	Tennessee Titans	11/13/2011	27	130	1
Derrius Guice	Washington Redskins	12/1/2019	10	129	2
Abdul-Karim al-Jabbar	Miami Dolphins	11/15/1998	25	127	1
Chris Ivory	New Orleans Saints	1/1/2012	19	127	1
Jamaal Charles	Kansas City Chiefs	12/2/2012	27	127	0
Deuce McAllister	New Orleans Saints	10/5/2003	23	124	0
James Stewart	Jacksonville Jaguars	9/19/1999	27	124	2
Maurice Jones-Drew	Jacksonville Jaguars	9/25/2011	24	122	0
Todd Gurley	Atlanta Falcons	10/11/2020	14	121	1
Robert Smith	Minnesota Vikings	10/12/1997	23	120	1
Ahman Green	Green Bay Packers	9/13/2004	33	119	2
Ricky Williams	Miami Dolphins	11/19/2009	22	119	2
LeGarrette Blount	Pittsburgh Steelers	9/21/2014	10	118	1
Marshall Faulk	St. Louis Rams	12/5/1999	22	118	0
Deuce McAllister	New Orleans Saints	12/29/2002	28	117	0
Jamal Anderson	Atlanta Falcons	10/4/1998	31	117	1
Michael Turner	Atlanta Falcons	11/23/2008	24	117	4
Brian Hill	Atlanta Falcons	12/23/2018	8	115	0
Warrick Dunn	Tampa Bay Buccaneers	10/12/2008	22	115	0
Jerald Moore	St. Louis Rams	12/20/1997	27	113	0
Corey Dillon	Cincinnati Bengals	9/26/1999	20	113	0
Chester Taylor	Minnesota Vikings	9/17/2006	24	113	0
Andre Brown	New York Giants	9/20/2012	20	113	2
Michael Turner	Atlanta Falcons	12/12/2010	28	112	3
Kevin Smith	Detroit Lions	11/16/2008	24	112	0
Cadillac Williams	Tampa Bay Buccaneers	12/11/2005	29	112	2
Emmitt Smith	Dallas Cowboys	10/11/1998	21	112	1
Tiki Barber	New York Giants	12/10/2006	20	112	0
Michael Turner	Atlanta Falcons	11/15/2009	9	111	0
Curtis Martin	New York Jets	11/29/1998	21	110	2
Pierre Thomas	New Orleans Saints	9/16/2012	9	110	0
Marion Barber	Dallas Cowboys	12/22/2007	22	110	1
Jamal Anderson	Atlanta Falcons	11/3/1996	22	109	1
Arian Foster	Houston Texans	12/18/2011	16	109	1
Jamal Anderson	Atlanta Falcons	9/1/1996	14	108	0
Leonard Fournette	Jacksonville Jaguars	10/6/2019	23	108	1
Dwayne Washington	New Orleans Saints	12/30/2018	11	108	0
Rashad Jennings	New York Giants	12/20/2015	16	107	1
Tevin Coleman	Atlanta Falcons	9/16/2018	16	107	0
Doug Martin	Tampa Bay Buccaneers	10/4/2015	20	106	1

# SINGLE-GAME BESTS

Thomas Rawls	Seattle Seahawks	12/4/2016	15	106	2
Ty Montgomery	New Orleans Saints	1/3/2021	18	105	0
Michael Turner	Atlanta Falcons	9/20/2009	28	105	1
Tevin Coleman	San Francisco 49ers	10/27/2019	11	105	3
Rashaan Salaam	Chicago Bears	10/8/1995	28	105	0
Ladell Betts	Washington Redskins	11/26/2006	24	104	0
Terrell Davis	Denver Broncos	11/9/1997	21	104	0
Leonard Fournette	Tampa Bay Buccaneers	9/20/2020	12	103	2
Robert Smith	Minnesota Vikings	11/19/2000	23	103	1
C.J. Spiller	Buffalo Bills	9/15/2013	16	103	0
Michael Turner	Atlanta Falcons	9/30/2012	13	103	0
Ricky Williams	New Orleans Saints	12/2/2001	27	102	0
Kordell Stewart	Pittsburgh Steelers	12/22/1996	7	102	1
Robert Smith	Minnesota Vikings	10/6/1996	27	102	0
Frank Gore	San Francisco 49ers	10/24/2010	19	102	0
Rudi Johnson	Cincinnati Bengals	10/22/2006	26	101	0
Jacquizz Rodgers	Tampa Bay Buccaneers	10/10/2016	30	101	0
Travis Henry	Buffalo Bills	12/9/2001	27	101	1
Deuce McAllister	New Orleans Saints	10/26/2003	26	101	0
Joseph Addai	Indianapolis Colts	10/28/2007	23	100	2
LenDale White	Tennessee Titans	11/4/2007	31	100	1
T.J. Duckett	Atlanta Falcons	9/28/2003	14	100	0
Mark Ingram	New Orleans Saints	10/30/2014	30	100	2

## OPPONENTS' 300-YARD PASSING GAMES

Player	Opponent	Date	Att	Cmp	Yds	TD	Int
Matt Ryan	Atlanta Falcons	10/2/2016	37	28	503	4	1
Drew Brees	New Orleans Saints	10/16/2016	49	34	465	4	1
Trent Green	St. Louis Rams	11/5/2000	42	29	431	2	0
Jameis Winston	Tampa Bay Buccaneers	10/13/2019	54	30	400	1	5
Josh McCown	Arizona Cardinals	10/9/2005	46	29	398	2	3
Drew Brees	New Orleans Saints	12/30/2012	43	29	396	4	1
Steve Young	San Francisco 49ers	12/8/1996	41	27	393	3	2
Drew Brees	New Orleans Saints	1/1/2012	35	28	389	5	1
Brett Favre	Green Bay Packers	9/27/1998	45	27	388	5	3
Drew Brees	New Orleans Saints	12/28/2008	49	30	386	4	1
Kurt Warner	Arizona Cardinals	10/26/2008	49	35	381	2	1
Drew Brees	New Orleans Saints	1/7/2018	33	23	376	2	1
Gardner Minshew	Jacksonville Jaguars	10/6/2019	44	26	374	2	0
Patrick Mahomes	Kansas City Chiefs	11/8/2020	45	30	372	4	0
Aaron Rodgers	Green Bay Packers	11/8/2015	48	25	369	4	1
Matt Ryan	Atlanta Falcons	9/30/2012	40	25	369	3	1
Jameis Winston	Tampa Bay Buccaneers	12/24/2017	27	21	367	1	0
Russell Wilson	Seattle Seahawks	1/17/2016	48	31	366	3	2
Carson Palmer	Arizona Cardinals	10/30/2016	46	35	363	3	1
Joey Harrington	Atlanta Falcons	9/23/2007	44	31	361	2	0
Drew Brees	New Orleans Saints	10/9/2011	45	32	359	2	1
Daunte Culpepper	Minnesota Vikings	11/19/2000	29	22	357	3	0
Tom Brady	New England Patriots	2/1/2004	48	32	354	3	1
Andy Dalton	Cincinnati Bengals	9/23/2018	46	29	352	2	4
Kurt Warner	St. Louis Rams	12/5/1999	31	22	351	3	2
Drew Brees	New Orleans Saints	10/1/2006	38	28	349	1	0
Brian Griese	Tampa Bay Buccaneers	11/28/2004	39	27	347	2	1
Tony Banks	Washington Redskins	10/21/2001	30	17	346	1	1
Shaun King	Arizona Cardinals	11/21/2004	52	28	343	1	3
Ty Detmer	Philadelphia Eagles	10/27/1996	38	23	342	1	1
Matt Ryan	Atlanta Falcons	12/9/2012	49	34	342	2	1
Tom Brady	Tampa Bay Buccaneers	11/15/2020	39	28	341	3	0
Brad Johnson	Tampa Bay Buccaneers	9/14/2003	61	34	339	1	1
Russell Wilson	Seattle Seahawks	11/25/2018	31	22	339	2	0
Brad Johnson	Washington Redskins	10/3/1999	33	20	337	4	0
Steve Young	San Francisco 49ers	12/10/1995	45	31	336	2	1
Matthew Stafford	Detroit Lions	11/20/2011	36	28	335	5	2
Marc Bulger	St. Louis Rams	1/10/2004	46	27	332	0	3
Mark Sanchez	Philadelphia Eagles	11/10/2014	37	20	332	2	0
Ryan Tannehill	Tennessee Titans	11/3/2019	39	27	331	1	2
Justin Herbert	Los Angeles Chargers	9/27/2020	49	35	330	1	1
Drew Brees	New Orleans Saints	11/8/2009	35	24	330	1	1
Aaron Brooks	New Orleans Saints	12/2/2001	40	26	330	3	1
Ben Roethlisberger	Pittsburgh Steelers	11/8/2018	25	22	328	5	0
Elvis Grbac	San Francisco 49ers	11/5/1995	37	26	327	0	2
Joe Flacco	Baltimore Ravens	9/28/2014	31	22	327	3	0
Eli Manning	New York Giants	10/7/2018	36	22	326	2	2
Drew Brees	New Orleans Saints	9/16/2012	49	31	325	1	2
Jameis Winston	Tampa Bay Buccaneers	1/3/2016	47	29	325	0	2
Billy Joe Tolleriver	New Orleans Saints	11/1/1998	48	24	325	2	2

# SINGLE-GAME BESTS

Andy Dalton	Cincinnati Bengals	10/12/2014	43	33	323	2	2
Josh Freeman	Tampa Bay Buccaneers	12/6/2009	44	23	321	0	5
Brian Griese	Tampa Bay Buccaneers	12/26/2004	41	30	321	3	2
Jeff Garcia	Tampa Bay Buccaneers	12/8/2008	38	24	321	2	0
Matt Ryan	Atlanta Falcons	12/11/2011	38	22	320	4	0
Russell Wilson	Seattle Seahawks	9/8/2013	33	25	320	1	0
Ben Roethlisberger	Pittsburgh Steelers	12/23/2010	32	22	320	1	0
Matt Ryan	Atlanta Falcons	12/31/2017	45	28	317	1	0
Kirk Cousins	Washington Redskins	12/19/2016	47	32	315	0	1
Derek Carr	Oakland Raiders	11/27/2016	38	26	315	2	1
Chris Chandler	Atlanta Falcons	11/28/1999	42	24	315	4	0
Elvis Grbac	Kansas City Chiefs	12/10/2000	44	31	315	1	2
Matt Ryan	Atlanta Falcons	11/5/2017	38	24	313	2	1
Matt Ryan	Atlanta Falcons	12/8/2019	34	20	313	2	0
Drew Brees	New Orleans Saints	12/8/2013	42	30	313	4	0
Jeff Garcia	Philadelphia Eagles	12/4/2006	39	21	312	3	0
Matt Ryan	Atlanta Falcons	11/17/2019	31	21	311	1	0
Drew Brees	New Orleans Saints	11/24/2019	39	30	311	3	1
Ryan Tannehill	Miami Dolphins	11/24/2013	42	28	310	1	1
Carson Wentz	Philadelphia Eagles	10/21/2018	37	30	310	2	0
Jeff George	Atlanta Falcons	12/17/1995	53	29	310	2	2
Luke McCown	New Orleans Saints	9/27/2015	38	31	310	0	1
Kevin Kolb	Arizona Cardinals	9/11/2011	27	18	309	2	0
Brett Favre	Green Bay Packers	9/30/2001	39	25	308	3	2
Aaron Rodgers	Green Bay Packers	9/18/2011	30	19	308	2	0
Kirk Cousins	Minnesota Vikings	11/29/2020	45	34	307	3	0
Tom Brady	New England Patriots	10/1/2017	45	32	307	2	0
Josh McCown	New York Jets	11/26/2017	36	19	307	3	0
Jeff Garcia	San Francisco 49ers	10/22/2000	39	25	307	2	1
Matt Ryan	Atlanta Falcons	12/27/2015	30	23	306	1	0
Jeff Garcia	San Francisco 49ers	11/18/2001	54	34	305	3	2
Jeff George	Oakland Raiders	11/2/1997	38	24	304	2	1
Jeff Garcia	San Francisco 49ers	12/18/1999	46	29	303	2	1
Brett Favre	Green Bay Packers	10/3/2005	47	28	303	4	1
Brett Favre	Green Bay Packers	12/12/1999	38	26	302	2	1
Peyton Manning	Denver Broncos	11/11/2012	38	27	301	1	0
Joe Flacco	Baltimore Ravens	11/21/2010	33	24	301	1	0



# ALL-TIME HONORS

## ALL-TIME PRO BOWLS

7	Luke Kuechly (2019, 2018, 2017, 2016, 2015, 2014, 2013)
5	Ryan Kalil (2015, 2013, 2011, 2010, 2009) Steve Smith (2011, 2008, 2006, 2005, 2001) Julius Peppers (2009, 2008, 2006, 2005, 2004) Wesley Walls (2001, 1999, 1998, 1997, 1996) Michael Bates (2000, 1999, 1998, 1997, 1996)
5	Trai Turner (2019, 2018, 2017, 2016, 2015)
3	Thomas Davis (2017, 2016, 2015) Greg Olsen (2016, 2015, 2014) Mike Tolbert (2016, 2015, 2014) Cam Newton (2015, 2013, 2011) Jordan Gross (2013, 2010, 2008) Jon Beason (2010, 2009, 2008) Kris Jenkins (2006, 2003, 2002) Todd Sauerbrun (2003, 2002, 2001)
2	Muhsin Muhammad (2004, 1999)
1	Kawann Short (2018, 2015) Christian McCaffrey (2019) Graham Gano (2017) Josh Norman (2015) Jonathan Stewart (2015) Greg Hardy (2013) J.J. Jansen (2013) DeAngelo Williams (2009) Jake Delhomme (2005) Mike Wahle (2005) Mark Fields (2004) Dan Morgan (2004) Stephen Davis (2003) Mike Rucker (2003) Steve Beurlein (1999) Kevin Greene (1998) Kerry Collins (1996) Eric Davis (1996) John Kasay (1996) Lamar Lathon (1996) Sam Mills (1996)

## ALL-TIME ASSOCIATED PRESS ALL-PRO

7	Luke Kuechly (2019, 2018, 2017, 2016, 2015, 2014, 2013)
5	Ryan Kalil (2015, 2013, 2011, 2010, 2009) Steve Smith (2011, 2008, 2006, 2005, 2001) Julius Peppers (2010, 2009, 2008, 2006, 2004)
3	Todd Sauerbrun (2003, 2002, 2001)
2	Christian McCaffrey (2019, 2018) Greg Olsen (2016, 2015) Mike Tolbert (2015, 2013) Jon Beason (2009, 2008) Kris Jenkins (2003, 2002) Wesley Walls (1999, 1997)
1	Daryl Williams (2017) Andrew Norwell (2017) Thomas Davis (2015) Cam Newton (2015) Josh Norman (2015) Kawann Short (2015) Greg Hardy (2013) Jordan Gross (2008) DeAngelo Williams (2008) Musin Muhammad (2004)

# ALL-TIME HONORS

## 2020

### **TEDDY BRIDGEWATER (QB)**

Art Rooney Sportsmanship Award Winner

### **DERRICK BROWN (DT)**

PFWA All-Rookie Team

### **JEREMY CHINN (LB/S)**

PFWA All-Rookie Team

## 2019

### **LUKE KUECHLY (LB)**

AP All-Pro Second Team; Pro Bowl

### **CHRISTIAN MCCAFFREY (RB)**

AP All-Pro First Team (two positions: RB and flex); Pro Bowl; PFWA All-NFL Team; PFWA All-NFC Team; Sporting News All-Pro First Team; NFL Fantasy Player of the Year

### **TRAI TURNER (RG)**

Pro Bowl (played as alternate)

## 2018

### **LUKE KUECHLY (LB)**

AP All-Pro First Team; Pro Bowl; Sporting News All-Pro

### **CHRISTIAN MCCAFFREY (RB)**

AP All-Pro Second Team

### **DJ MOORE (WR)**

PFWA All-Rookie Team

### **KAWANN SHORT (DT)**

Pro Bowl (played as alternate)

### **TRAI TURNER (G)**

Pro Bowl

## 2017

### **THOMAS DAVIS (LB)**

Pro Bowl (played as alternate)

### **GRAHAM GANO (K)**

Pro Bowl (played as alternate)

### **LUKE KUECHLY (LB)**

AP All-Pro First Team; Pro Bowl; PFWA All-NFC; Sporting News All-Pro

### **ANDREW NORWELL (G)**

AP All-Pro First Team

### **TRAI TURNER (G)**

Pro Bowl (played as alternate)

### **DARYL WILLIAMS (T)**

AP All-Pro Second Team

## 2016

### **THOMAS DAVIS (LB)**

Pro Bowl

### **LUKE KUECHLY (LB)**

AP All-Pro Second Team; Pro Bowl; Sporting News All-Pro

### **GREG OLSEN (TE)**

AP All-Pro Second-Team; Pro Bowl; PFWA All-NFC

### **MIKE TOLBERT (FB)**

Pro Bowl

### **TRAI TURNER (G)**

Pro Bowl (played as alternate)

## 2015

### **DAVE GETTLEMAN (GENERAL MANAGER)**

Sporting News NFL Executive of the Year; Sports

Illustrated Executive of the Year

### **RON RIVERA (HEAD COACH)**

AP NFL Coach of the Year; PFWA NFL Coach of the Year;

Sporting News NFL Coach of the Year; Sports Illustrated

NFL Coach of the Year; Maxwell Club - Coach of the Year

### **THOMAS DAVIS (LB)**

AP All-Pro First Team; Pro Bowl; PFWA All-NFC; NFLPA

Byron "Whizzer" White Award; The Bart Starr Award

### **RYAN KALIL (C)**

AP All-Pro First-Team; Pro Bowl; PFWA All-NFL; PFWA All-

NFC; Sporting News All-Pro

### **LUKE KUECHLY (LB)**

AP All-Pro First-Team; Pro Bowl; PFWA All-NFL; PFWA All-

NFC; Sporting News All-Pro

### **CAM NEWTON (QB)**

AP NFL MVP; AP NFL Offensive Player of the Year; AP

All-Pro First Team; Pro-Bowl; PFWA NFL MVP; PFWA NFL

Offensive Player of the Year; PFWA All-NFL; PFWA All-NFC;

Sporting News NFL Offensive Player of the Year; Sporting

News All-Pro; Sports Illustrated NFL MVP; Maxwell Club -

Player of the Year

### **JOSH NORMAN (CB)**

AP All-Pro First-Team; Pro Bowl; PFWA All-NFL; PFWA

All-NFC; PFWA NFL Co-Most Improved Player; Sporting

News All-Pro

### **GREG OLSEN (TE)**

AP All-Pro Second-Team; Pro Bowl; PFWA All-NFC

### **KAWANN SHORT (DT)**

AP All-Pro Second-Team; Pro Bowl; PFWA All-NFC

### **JONATHAN STEWART (RB)**

Pro Bowl

### **MIKE TOLBERT (FB)**

AP All-Pro First-Team; Pro Bowl

### **TRAI TURNER (G)**

Pro Bowl

## 2014

### **THOMAS DAVIS (LB)**

NFL Walter Payton Man of the Year

### **KONY EALY (DE)**

PFWA All-Rookie

### **LUKE KUECHLY (LB)**

Pro Bowl; AP All-Pro First Team; PFWA All-NFL; PFWA All-

NFC; Sporting News All-Pro; Sports Illustrated All-Pro

### **GREG OLSEN (TE)**

Pro Bowl; PFWA All-NFC

# ALL-TIME HONORS

## 2013

### RON RIVERA (HEAD COACH)

AP Coach of the Year; PFW/PFWA Coach of the Year; Sporting News Coach of the Year; Sports Illustrated (Peter King) Co-Coach of the Year

### SEAN McDERMOTT (DEFENSIVE COORDINATOR)

Sporting News Coordinator of the Year

### JORDAN GROSS (T)

Pro Bowl (played as alternate)

### GREG HARDY (DE)

Pro Bowl; AP All-Pro Second Team; PFW/PFWA All-NFC; Sporting News All-Pro

### J.J. JANSEN (LS)

Pro Bowl (selected as need player)

### RYAN KALIL (C)

Pro Bowl; AP All-Pro First Team; PFW/PFWA All-NFL; PFW/PFWA All-NFC; Sporting News All-Pro

### LUKE KUECHLY (LB)

AP Defensive Player of the Year; Sporting News Defensive Player of the Year; Pro Bowl; AP All-Pro First Team; PFW/PFWA All-NFL; PFW/PFWA All-NFC; Sporting News All-Pro; Sporting News All-Pro

### STAR LOTULELEI (DT)

PFW/PFWA All-Rookie

### CAM NEWTON (QB)

Pro Bowl

### KAWANN SHORT (DT)

PFW/PFWA All-Rookie

### MIKE TOLBERT (FB)

Pro Bowl; AP All-Pro First Team; Sporting News All-Pro

## 2012

### LUKE KUECHLY (LB)

AP Defensive Rookie of the Year; PFW/PFWA All-Rookie; PFW/PFWA Defensive Rookie of the Year

### AMINI SILATOLU (G)

PFW/PFWA All-Rookie

## 2011

### RYAN KALIL (C)

Pro Bowl; AP All-Pro Second Team

### CAM NEWTON (QB)

Pro Bowl (played as alternate); AP Offensive Rookie of the Year; PFW/PFWA All-Rookie; PFW/PFWA Rookie of the Year; PFW/PFWA Offensive Rookie of the Year; Sporting News Rookie of the Year; Sports Illustrated Offensive Rookie of the Year; Pepsi Rookie of the Year

### STEVE SMITH (WR)

Pro Bowl

## 2010

### JON BEASON (LB)

Pro Bowl (played as alternate)

### JORDAN GROSS (OT)

Pro Bowl

### RYAN KALIL (C)

Pro Bowl

## 2009

### JON BEASON (LB)

Pro Bowl; AP All-Pro Second Team

### RYAN KALIL (C)

Pro Bowl

### JULIUS PEPPERS (DE)

Pro Bowl; AP All-Pro Second Team

### DeANGELO WILLIAMS (RB)

Pro Bowl

## 2008

### JON BEASON (LB)

Pro Bowl; AP All-Pro First Team

### JORDAN GROSS (OT)

Pro Bowl; AP All-Pro First Team; PFW/PFWA All-Pro Team; PFW/PFWA All-NFC Team; Sporting News All-Pro Team

### JULIUS PEPPERS (DE)

Pro Bowl; AP All-Pro Second Team; Sporting News All-Pro Team

### STEVE SMITH (WR)

Pro Bowl

### DeANGELO WILLIAMS (RB)

AP All-Pro Second Team; PFW/PFWA Most Improved

## 2007

### JON BEASON (LB)

PFW/PFWA All-Rookie Team

## 2006

### KRIS JENKINS (DT)

Pro Bowl

### RICHARD MARSHALL (CB)

PFW/PFWA All-Rookie Team

### JULIUS PEPPERS (DE)

Pro Bowl; AP All-Pro First Team; PFW/PFWA All-Pro Team; PFW/PFWA All-NFC Team; Sporting News All-Pro Team; USA Today Sports Weekly All-Pro Team

### STEVE SMITH (WR)

Pro Bowl

# ALL-TIME HONORS

## 2005

**JAKE DELHOMME (QB)**  
Pro Bowl

**KEN LUCAS (CB)**  
Sports Illustrated All-Pro Team

**JULIUS PEPPERS (DE)**  
Pro Bowl

**STEVE SMITH (WR)**  
Pro Bowl; AP Co-Comeback Player of the Year; Pro Football Weekly/PFWA Comeback Player of the Year; AP All-Pro First Team; Sports Illustrated All-Pro Team; PFW/PFWA All-Pro Team; PFW/PFWA All-NFC Team; Sporting News All-Pro Team; All-NFL Team

**MIKE WAHLE (G)**  
Pro Bowl; PFW/PFWA All-NFC Team

## 2004

**MARK FIELDS (LB)**  
Pro Bowl (played as alternate)

**CHRIS GAMBLE (CB)**  
Pro Football Weekly All-Rookie

**JORDAN GROSS (OT)**  
Football Digest All-Pro Second Team

**DAN MORGAN (LB)**  
Pro Bowl; Pro Football Weekly All-NFC

**MUHSIN MUHAMMAD (WR)**  
Pro Bowl; AP All-Pro First Team; College & Pro Football Weekly All-Pro; Football Digest All-Pro Second Team; Pro Football Weekly All-NFL; Pro Football Weekly All-NFC

**JULIUS PEPPERS (DE)**  
Pro Bowl; AP All-Pro First Team; College & Pro Football Weekly All-Pro; Football Digest All-Pro; Pro Football Weekly All-NFL; Pro Football Weekly All-NFC; The Sporting News All-Pro

## 2003

**STEPHEN DAVIS (RB)**  
Pro Bowl

**JORDAN GROSS (T)**  
Sports Illustrated All-Pro; Pro Football Weekly All-Rookie

**KRIS JENKINS (DT)**  
Pro Bowl; AP All-Pro First Team; Pro Football Weekly All-NFL; Pro Football Weekly All-NFC; Football Digest All-Pro; The Sporting News All-Pro

**MIKE MINTER (S)**  
Football Digest All-Pro Second-Team

**MIKE RUCKER (DE)**  
Pro Bowl; Sports Illustrated All-Pro; Football Digest All-Pro Second-Team

**TODD SAUERBRUN (P)**  
Pro Bowl; AP All-Pro Second Team; Pro Football Weekly All-NFC; Football Digest All-Pro; The Sporting News All-Pro

## 2002

**KRIS JENKINS (DT)**  
Pro Bowl (played as alternate); AP All-Pro First Team; Football Digest All-Pro Second Team

**JULIUS PEPPERS (DE)**  
AP Defensive Rookie of the Year; Sports Illustrated Defensive Rookie of the Year; Pro Football Weekly Defensive Rookie of the Year; Football Digest Defensive Rookie of the Year; Pro Football Weekly All-Rookie

**TODD SAUERBRUN (P)**  
Pro Bowl; AP All-Pro First Team; Sports Illustrated All-Pro; Pro Football Weekly All-Pro; Football Digest All-Pro; The Sporting News All-Pro

## 2001

**DAN MORGAN (LB)**  
Pro Football Weekly All-Rookie

**TODD SAUERBRUN (P)**  
Pro Bowl; Pro Football Weekly/PFWA Golden Toe; The Sporting News All-Pro; College & Pro Football NewsWeekly All-Pro First Team; AP All-Pro First Team; Sports Illustrated All-Pro (Dr. Z); Pro Football Weekly All-NFL; Pro Football Weekly All-NFC; Football News All-NFC

**STEVE SMITH (KR)**  
Pro Bowl; The Sporting News All-Pro; Football News All-NFL Rookie; Football News All-NFC; AP All-Pro First Team; Sports Illustrated All-Pro (Dr. Z); Pro Football Weekly All-NFL; Pro Football Weekly All-Rookie; Pro Football Weekly All-NFC; Football Digest All-Pro First Team

**WESLEY WALLS (TE)**  
Pro Bowl; Pro Football Weekly All-NFC

**CHRIS WEINKE (QB)**  
Football News All-NFL Rookie; Pro Football Weekly All-Rookie

## 2000

**MICHAEL BATES (KR)**  
Pro Bowl (as special teamer); Pro Football Weekly All-NFL (as special teamer); Pro Football Weekly All-NFC (as special teamer); Football Digest All-Pro First Team (as special teamer)

**JENO JAMES (OL)**  
Pro Football Weekly All-Rookie

**LESTER TOWNS (LB)**  
Football Digest Top 16 Rookie

## 1999

**MICHAEL BATES (KR)**  
Pro Bowl (as special teamer); Pro Football Weekly All-NFL (as special teamer); Pro Football Weekly All-NFC (as special teamer)

**STEVE BEUERLEIN (QB)**  
Pro Bowl

**MUHSIN MUHAMMAD (WR)**  
Pro Bowl

# ALL-TIME HONORS

## CHRIS TERRY (T)

College and Pro Football Newsweekly All-Rookie; Football Digest All-Rookie; Football News All-Rookie; Pro Football Weekly All-Rookie

## WESLEY WALLS (TE)

Pro Bowl; AP All-Pro Second Team; College and Pro Football Newsweekly Second Team; Football News All-NFC; Pro Football Weekly All-NFC

## 1998

### MICHAEL BATES (KR)

Pro Bowl (as special teamer); Pro Football Weekly All-NFC (as special teamer)

### KEVIN GREENE (LB)

Pro Bowl; All-Madden

### JASON PETER (DE)

College and Pro Football Weekly All-Rookie

### WESLEY WALLS (TE)

Pro Bowl; Football News All-NFC

## 1997

### MICHAEL BATES (KR)

Pro Bowl; Sports Illustrated All-Pro (Dr. Z); Pro Football Weekly; All-NFL; Pro Football Weekly All-NFC; Sporting News All-Pro; Football News All-NFC; Football Digest All-NFL

### WESLEY WALLS (TE)

Pro Bowl; Second-Team All-Pro; All-Madden; Pro Football Weekly All-NFC

### RAE CARRUTH (WR)

Pro Football Weekly All-Rookie; College and Pro Football News All-Rookie; Football News All-Rookie

### KEN WALTER (P)

Pro Football Weekly All-Rookie; College and Pro Football News All-Rookie; Football News All-Rookie

## 1996

### DOM CAPERS (HEAD COACH)

Pro Football Weekly/PFWA Coach of the Year; AP Coach of the Year; UPI NFC Coach of the Year; The Sporting News Coach of the Year; Football News Coach of the Year; Sports Illustrated Coach of the Year; USA Today Coach of the Year; College and Pro Football Newsweekly Coach of the Year; Maxwell Club Coach of the Year (Earle "Greasy" Neale Trophy)

### BILL POLIAN (GENERAL MANAGER)

The Sporting News Executive of the Year; Pro Football Weekly Executive of the Year

### MICHAEL BATES (KR)

Pro Bowl; AP All-Pro First Team; College and Pro Football Newsweekly All-Pro; Football News All-Pro; Pro Football Weekly/PFWA All-Pro; Football Digest All-Pro; Football News All-Pro; USA Today All-Pro

### KERRY COLLINS (QB)

Pro Bowl (played as alternate)

## NORBERTO DAVIDDS-GARRIDO (T)

Football News All-Rookie

## ERIC DAVIS (CB)

Pro Bowl

## KEVIN GREENE (LB)

Pro Bowl; Newspaper Enterprise Assn. Defensive Player of the Year (George Halas Award); UPI Defensive Player of the Year; AP All-Pro First Team; All-Madden; College and Pro Football Newsweekly All-Pro; Football Digest All-Pro; Pro Football Weekly/PFWA All-Pro; UPI All-NFC; Football News All-NFC.

## JOHN KASAY (K)

Pro Bowl; UPI All-Pro; Football News All-NFC

## GRAG KRAGEN (NT)

All-Madden

## LAMAR LATHON (LB)

Pro Bowl; All-Madden; UPI All-NFC

## SAM MILLS (LB)

Pro Bowl; AP All-Pro First Team; All-Madden; Sports Illustrated All-Pro; Pro Football Weekly/PFWA All-Pro; Football News All-NFC

## WESLEY WALLS (TE)

Pro Bowl; All-Madden; Football News All-NFC; UPI All-NFC

## 1995

### DOM CAPERS (HEAD COACH)

Pro Football Weekly/PFWA Coach of the Year

### BILL POLIAN (GENERAL MANAGER)

The Sporting News Executive of the Year

### BLAKE BROCKERMAYER (T)

Pro Football Weekly/PFWA All-Rookie; College and Pro Football Newsweekly All-Rookie

### KERRY COLLINS (QB)

College and Pro Football Newsweekly All-Rookie; Football News All-Rookie; Pro Football Weekly/PFWA All-Rookie

### TYRONE POOLE (CB)

All-Madden; College and Pro Football Newsweekly All-Rookie; Pro Football Weekly/PFWA All-Rookie

### CURTIS WHITLEY (C)

Sports Illustrated All-Pro (Dr. Z)



# PLAYERS OF THE WEEK/MONTH

## 2020

### PLAYER OF THE WEEK

P Joe Charlton Week 16 at Washington NFC Special Teams

### PLAYER OF THE MONTH

LB/S Jeremy Chinn October, November Defense (Rookie)

## 2019

### PLAYER OF THE WEEK

K Joey Slye Week 4 at Houston NFC Special Teams

### PLAYER OF THE MONTH

DE Brian Burns September Defense (Rookie)

RB Christian McCaffrey September Offense

## 2018

### PLAYER OF THE WEEK

DE Efe Obada Week 3 vs Cincinnati Defense

K Graham Gano Week 5 vs New York Giants Special Teams

### PLAYER OF THE MONTH

K Graham Gano October Special Teams

## 2017

### PLAYER OF THE WEEK

DE Julius Peppers Week 4 at New England Defense

QB Cam Newton Week 10 vs Miami Defense

LB Luke Kuechly Week 12 at New York Jets Defense

RB Jonathan Stewart Week 14 vs Minnesota Offense

WR Damiere Byrd Week 16 vs Tampa Bay Special Teams

## 2016

### PLAYER OF THE WEEK

DT Star Lotulelei Week 8 vs Arizona Defense

## 2015

### PLAYER OF THE WEEK

CB Josh Norman Week 4 at Tampa Bay Defense

DT Kawann Short Week 6 at Seattle Defense

QB Cam Newton Week 9 vs Green Bay Offense

QB Cam Newton Week 11 vs Washington Offense

LB Luke Kuechly Week 12 at Dallas Defense

QB Cam Newton Week 13 at New Orleans Offense

QB Cam Newton Week 15 at New York Giants Offense

QB Cam Newton Week 17 vs Tampa Bay Offense

### PLAYER OF THE MONTH

CB Josh Norman September Defense

DT Kawann Short October Defense

K Graham Gano November Special Teams

DT Kawann Short December Defense

## 2014

### PLAYER OF THE WEEK

QB Cam Newton Week 14 at New Orleans Offense

S Roman Harper Week 17 at Atlanta Defense

### ROOKIE OF THE MONTH

WR Kelvin Benjamin September Offense

## 2013

### PLAYER OF THE WEEK

DE Greg Hardy Week 3 vs New York Giants Defense

LB Thomas Davis Week 6 at Minnesota Defense

LB Luke Kuechly Week 10 at San Francisco Defense

LB Luke Kuechly Week 16 vs New Orleans Defense

DE Greg Hardy Week 17 at Atlanta Defense

### PLAYER OF THE MONTH

LB Thomas Davis November Defense

P Brad Nortman December Special Teams

# PLAYERS OF THE WEEK/MONTH

## 2012

### PLAYER OF THE WEEK

QB	Cam Newton	Week 12 at Philadelphia	Offense
LB	Luke Kuechly	Week 14 vs Atlanta	Defense

### ROOKIE OF THE MONTH

LB	Luke Kuechly	December	Defense
----	--------------	----------	---------

## 2011

### PLAYER OF THE WEEK

WR	Kealoha Pilares	Week 11 at Detroit	Special Teams
QB	Cam Newton	Week 13 at Tampa Bay	Offense

### ROOKIE OF THE MONTH

QB	Cam Newton	September	Offense
----	------------	-----------	---------

## 2009

### PLAYER OF THE WEEK

P	Jason Baker	Week 5 vs Washington	Special Teams
DE	Julius Peppers	Week 8 at Arizona	Defense
RB	Jonathan Stewart	Week 15 vs Minnesota	Offense
LB	Jon Beason	Week 16 at New York Giants	Defense

## 2008

### PLAYER OF THE WEEK

QB	Jake Delhomme	Week 4 vs Atlanta	Offense
RB	DeAngelo Williams	Week 14 vs Tampa Bay	Offense

### PLAYER OF THE MONTH

LB	Jon Beason	October	Defense
DE	Julius Peppers	November	Defense
RB	DeAngelo Williams	December	Offense

## 2007

### ROOKIE OF THE MONTH

QB	Matt Moore	December	Offense
----	------------	----------	---------

## 2006

### PLAYER OF THE WEEK

K	John Kasay	Week 3 at Tampa Bay	Special Teams
DE	Julius Peppers	Week 10 vs Tampa Bay	Defense
DE	Mike Rucker	Week 11 vs St. Louis	Defense

### PLAYER OF THE MONTH

DE	Julius Peppers	October	Defense
----	----------------	---------	---------

## 2005

### PLAYER OF THE WEEK

DE	Mike Rucker	Week 9 at Tampa Bay	Defense
RB	DeShaun Foster	Week 13 vs Atlanta	Offense

### PLAYER OF THE MONTH

WR	Steve Smith	October	Offense
----	-------------	---------	---------

## 2004

### PLAYER OF THE WEEK

RB	Nick Goings	Week 11 vs Arizona	Offense
K	John Kasay	Week 13 at New Orleans	Special Teams
LB	Dan Morgan	Week 14 vs St. Louis	Defense

### PLAYER OF THE MONTH

DE	Julius Peppers	November	Defense
----	----------------	----------	---------

## 2003

### PLAYER OF THE WEEK

RB	Stephen Davis	Week 2 at Tampa Bay	Offense
RB	Stephen Davis	Week 5 vs New Orleans	Offense
RB	Stephen Davis	Week 8 at New Orleans	Offense
K	John Kasay	Week 15 at Arizona	Special Teams
CB	Ricky Manning, Jr.	Divisional Playoffs at St. Louis (NFL)	Defense
CB	Ricky Manning, Jr.	NFC Championship at Philadelphia (NFL)	Defense

### PLAYER OF THE MONTH

K	John Kasay	October	Special Teams
DE	Mike Rucker	September	Defense



# PLAYERS OF THE WEEK/MONTH

## 2002

### PLAYER OF THE WEEK

S	Deon Grant	Week 3 at Minnesota	Defense
PR	Steve Smith	Week 14 vs Cincinnati	Special Teams
CB	Terry Cousin	Week 17 at New Orleans	Defense

### PLAYER OF THE MONTH

DE	Mike Rucker	September	Defense
----	-------------	-----------	---------

### ROOKIE OF THE MONTH

DE	Julius Peppers	October	Defense
----	----------------	---------	---------

## 2001

### PLAYER OF THE WEEK

P	Todd Sauerbrun	Week 6 at Washington	Special Teams
---	----------------	----------------------	---------------

### PLAYER OF THE MONTH

P	Todd Sauerbrun	December	Special Teams
---	----------------	----------	---------------

## 2000

### PLAYER OF THE WEEK

K	Joe Nedney	Week 6 vs Seattle	Special Teams
K	Joe Nedney	Week 10 at St. Louis	Special Teams
CB	Jimmy Hitchcock	Week 14 at St. Louis	Defense

## 1999

### PLAYER OF THE WEEK

LB	Kevin Greene	Week 9 vs Philadelphia	Defense
QB	Steve Beuerlein	Week 14 at Green Bay	Offense

### PLAYER OF THE MONTH

WR	Patrick Jeffers	December	Offense
----	-----------------	----------	---------

## 1998

### PLAYER OF THE WEEK

KR	Michael Bates	Week 17 at Indianapolis	Special Teams
----	---------------	-------------------------	---------------

## 1997

### PLAYER OF THE WEEK

K	John Kasay	Week 2 at Atlanta	Special Teams
P	Ken Walter	Week 3 at San Diego	Special Teams
CB	Eric Davis	Week 8 at New Orleans	Defense
RB	Fred Lane	Week 10 vs Oakland	Offense

## 1996

### PLAYER OF THE WEEK

K	John Kasay	Week 1 vs Atlanta	Special Teams
K	John Kasay	Week 2 at New Orleans	Special Teams
S	Pat Terrell	Week 11 vs New York Giants	Defense
RB	Anthony Johnson	Week 12 at St. Louis	Offense
QB	Kerry Collins	Week 15 vs San Francisco	Offense
LB	Sam Mills	Divisional Playoffs vs Dallas (NFL)	Defense

### PLAYER OF THE MONTH

K	John Kasay	September	Special Teams
LB	Sam Mills	November	Defense

## 1995

### PLAYER OF THE WEEK

LB	Sam Mills	Week 7 vs New York Jets	Defense
----	-----------	-------------------------	---------

### PLAYER OF THE MONTH

LB	Sam Mills	November	Defense
----	-----------	----------	---------



# THE LAST TIME

## 500 YARDS TOTAL OFFENSE

By Panthers:	548 vs. Miami 11/13/17
Playoffs:	Has never happened
By Opponents:	534 at Seattle 12/4/16
Playoffs:	Has never happened

## 400 YARDS TOTAL OFFENSE

By Panthers:	444 at Kansas City 11/8/20
Playoffs:	467 vs Arizona 1/24/16
By Opponents:	428 vs Seattle 12/15/19
Playoffs:	410 at New Orleans 1/7/18

## 200 YARDS RUSHING OFFENSE

By Panthers:	285 vs. Jacksonville 10/6/19
Playoffs:	223 at New York Giants 1/8/06
By Opponents:	248 vs Washington 12/1/19
Playoffs:	201 at Green Bay 1/12/97

## 300 YARDS PASSING IN A GAME BY A PLAYER

By Panthers:	331, Teddy Bridgewater at Kansas City 11/8/20
Playoffs:	335, Cam Newton vs. Arizona 1/24/16
By Opponents:	307, Kirk Cousins at Minnesota 11/29/20
Playoffs:	376, Drew Brees at New Orleans 1/7/18

## 400 YARDS PASSING IN A GAME BY A PLAYER

By Panthers:	432, Cam Newton vs. Green Bay 9/18/11
Playoffs:	Has never happened
By Opponents:	400, Jameis Winston at Tampa Bay (London) 10/13/19
Playoffs:	Has never happened

## 3 TOUCHDOWN PASSES IN A GAME BY A PLAYER

By Panthers:	Kyle Allen at New Orleans 11/24/19
Playoffs:	Jake Delhomme at Chicago 1/15/06
By Opponents:	Drew Brees vs. New Orleans 1/3/21
Playoffs:	Russell Wilson vs. Seattle 1/17/16

## 4 TOUCHDOWN PASSES IN A GAME BY A PLAYER

By Panthers:	Kyle Allen at Arizona 9/22/19
Playoffs:	Has never happened
By Opponents:	Drew Lock vs. Denver 12/13/20
Playoffs:	Has never happened

## 5 TOUCHDOWN PASSES IN A GAME BY A PLAYER

By Panthers:	Cam Newton at New York Giants 12/20/15
Playoffs:	Has never happened
By Opponents:	Ben Roethlisberger at Pittsburgh 11/8/18
Playoffs:	Has never happened

## 100 YARDS RECEIVING IN A GAME BY A PLAYER

By Panthers:	118, Curtis Samuel and 101, DJ Moore vs. New Orleans 1/3/21
Playoffs:	107, Greg Olsen and 101, Christian McCaffrey at New Orleans 1/7/18
By Opponents:	159, Travis Kelce and 113, Tyreek Hill at Kansas City 11/8/20
Playoffs:	131 Michael Thomas and 115 Ted Ginn Jr. at New Orleans 1/7/18

## 200 YARDS RECEIVING IN A GAME BY A PLAYER

By Panthers:	201, Steve Smith vs. Minnesota 10/30/05
Playoffs:	218, Steve Smith at Chicago 1/15/06
By Opponents:	300, Julio Jones at Atlanta 10/2/16
Playoffs:	Has never happened

## 100 YARDS RECEIVING IN A GAME BY TWO PLAYERS

By Panthers:	118, Curtis Samuel and 101, DJ Moore vs. New Orleans 1/3/21
Playoffs:	107, Greg Olsen and 101, Christian McCaffrey at New Orleans 1/7/18
By Opponents:	159, Travis Kelce and 113, Tyreek Hill at Kansas City 11/8/20
Playoffs:	Has never happened

## 100 YARDS RECEIVING IN A GAME BY TWO PLAYERS AND 100 YARDS RUSHING BY A PLAYER

By Panthers:	122, Greg Olsen and 108, Kelvin Benjamin; and 100, Fozzy Whittaker vs. San Francisco 9/18/16
Playoffs:	135, Steve Smith and 103, Muehsin Muhammad and 104, Stephen Davis vs. Dallas 1/3/04
By Opponents:	138, Chris Carter and 106, Randy Moss; and 103, Robert Smith at Minnesota 11/19/00
Playoffs:	Has never happened

## 100 YARDS RECEIVING IN A GAME BY TWO PLAYERS, 100 YARDS RUSHING BY A PLAYER AND 300 YARDS PASSING BY A PLAYER IN A GAME

By Panthers:	122, Greg Olsen and 108, Kelvin Benjamin; 100, Fozzy Whittaker; and 353, Cam Newton vs. San Francisco 9/18/16
Playoffs:	Has never happened
By Opponents:	138, Chris Carter and 106, Randy Moss; 103, Robert Smith; and 357, Daunte Culpepper at Minnesota 11/19/00
Playoffs:	Has never happened

## 100 YARDS RECEIVING AND 100 YARDS RUSHING BY SAME PLAYER IN A GAME

By Panthers:	Christian McCaffrey (125 rush, 112 receiving) vs. Seattle 11/25/18
Playoffs:	Has never happened
By Opponents:	Has never happened
Playoffs:	Has never happened

## 50 YARDS RECEIVING, 50 YARDS RUSHING, 50 YARDS PASSING BY SAME PLAYER IN A GAME

By Panthers:	Christian McCaffrey (53 rush, 67 receiving, 50 passing) vs. New Orleans 12/17/18
Playoffs:	Has never happened
By Opponents:	Has never happened
Playoffs:	Has never happened

## 3 TOUCHDOWN RECEPTIONS IN A GAME BY A PLAYER

By Panthers:	Steve Smith vs. Houston 9/16/07
Playoffs:	Has never happened
By Opponents:	Hakeem Nicks at New York Giants 9/12/10
Playoffs:	Has never happened

## 100 YARDS RUSHING IN A GAME BY A PLAYER

By Panthers:	108, Christian McCaffrey at Green Bay 11/10/19
Playoffs:	106, Jonathan Stewart vs. Seattle 1/17/16
By Opponents:	105, Ty Montgomery vs. New Orleans 1/3/21
Playoffs:	132, Shaun Alexander at Seattle 1/22/06

## 100 YARDS RUSHING IN A GAME BY TWO PLAYERS

By Panthers:	152, DeAngelo Williams and 110, Jonathan Stewart at Tampa Bay 10/18/09
Playoffs:	Has never happened
By Opponents:	147, Le'Veon Bell and 118, LeGarrette Blount vs. Pittsburgh 9/21/14
Playoffs:	Has never happened

## 100 YARDS RUSHING IN A GAME BY TWO PLAYERS AND 100 YARDS RECEIVING BY A PLAYER

By Panthers:	186, DeAngelo Williams and 115, Jonathan Stewart and 117, Steve Smith vs. Tampa Bay 12/8/08
Playoffs:	Has never happened
By Opponents:	Has never happened
Playoffs:	Has never happened

## 200 YARDS RUSHING IN A GAME BY A PLAYER

By Panthers:	210, DeAngelo Williams at New Orleans 12/30/12
Playoffs:	Has never happened
By Opponents:	205, Matt Forte at Chicago 10/2/11
Playoffs:	Has never happened

# THE LAST TIME

## 3 TOUCHDOWNS RUSHING IN A GAME BY A PLAYER

By Panthers:	Jonathan Stewart vs. Minnesota 12/10/17
Playoffs:	Has never happened
By Opponents:	Josh Jacobs vs. Las Vegas 9/13/20
Playoffs:	Has never happened

## 4 TOUCHDOWNS RUSHING IN A GAME BY A PLAYER

By Panthers:	DeAngelo Williams at NY Giants 12/21/08
Playoffs:	Has never happened
By Opponents:	Michael Turner at Atlanta 11/23/08
Playoffs:	Has never happened

## 2 INTERCEPTIONS IN A GAME BY A PLAYER

By Panthers:	James Bradberry at Tampa Bay (London) 10/13/19
Playoffs:	Kurt Coleman vs. Arizona 1/24/16
By Opponents:	K.J. Wright vs. Seattle 12/15/19
Playoffs:	Has never happened

## 3 INTERCEPTIONS IN A GAME BY A PLAYER

By Panthers:	Deon Grant at Minnesota 9/22/02
Playoffs:	Ricky Manning at Philadelphia 1/18/04
By Opponents:	Andrew Adams at Tampa Bay 12/2/18
Playoffs:	Has never happened

## 3 OR MORE SACKS IN A GAME BY A PLAYER

By Panthers:	3, Mario Addison at Arizona 9/22/19
Playoffs:	3, Kony Ealy vs. Denver 2/7/16
By Opponents:	3, Nick Bosa at San Francisco 10/27/19
Playoffs:	Has never happened

## PUNT RETURNED FOR A TOUCHDOWN IN A GAME BY A PLAYER

By Panthers:	60, Kaelin Clay at New York Jets 11/26/17
Playoffs:	59, Steve Smith at Seattle 1/22/06
By Opponents:	84 & 71, Nyheim Hines 2x at Indianapolis 12/22/19
Playoffs:	Has never happened

## 2 PUNTS RETURNED FOR A TOUCHDOWN IN A GAME BY A PLAYER

By Panthers:	87, 61 Steve Smith vs. Cincinnati 12/8/02
Playoffs:	Has never happened
By Opponents:	84, 71 Nyheim Hines at Indianapolis 12/22/19
Playoffs:	Has never happened

## KICKOFF RETURNED FOR A TOUCHDOWN IN A GAME BY A PLAYER

By Panthers:	103, Damiere Byrd vs. Tampa Bay 12/24/17
Playoffs:	Has never happened
By Opponents:	99, Andre Roberts vs. Washington 11/22/15
Playoffs:	Has never happened

## INTERCEPTION RETURNED FOR A TOUCHDOWN IN A GAME BY A PLAYER

By Panthers:	8, Kurt Coleman at Atlanta 10/2/16
Playoffs:	22, Luke Kuechly vs. Arizona 1/24/16
By Opponents:	14, A.J. Klein vs. New Orleans 12/29/19
Playoffs:	90, Kam Chancellor at Seattle 1/10/15

## FUMBLE RETURNED FOR A TOUCHDOWN IN A GAME BY A PLAYER

By Panthers:	Jeremy Chinn at Minnesota 11/29/20
Playoffs:	Has never happened
By Opponents:	Eddie Jackson at Chicago 10/22/17
Playoffs:	Malik Jackson vs. Denver 2/7/16

## TWO DEFENSIVE RETURNS FOR TOUCHDOWN IN A GAME

By Panthers:	Jeremy Chinn at Minnesota 11/29/20
Playoffs:	Has never happened
By Opponents:	Eddie Jackson 75-yard fumble return, Eddie Jackson 76-yard interception return at Chicago 10/22/17
Playoffs:	Has never happened

## PUNT BLOCKED

By Panthers:	Jermaine Carter, Jr. blocks Johnny Hekker vs. Los Angeles Rams 9/8/19
Playoffs:	Has never happened
By Opponents:	Adam Thielen blocks Brad Nortman, returned for touchdown and Jasper Brinkley blocks Brad Nortman, returned for touchdown by Everson Griffen at Minnesota 11/30/14
Playoffs:	Has never happened

## PUNT BLOCKED FOR A TOUCHDOWN

By Panthers:	Michael Bates blocks Matt Turk recovered by Dwight Stone in end zone vs. Washington 12/13/98
Playoffs:	Has never happened
By Opponents:	Adam Thielen blocks Brad Nortman, returned for touchdown and Jasper Brinkley blocks Brad Nortman, returned for touchdown by Everson Griffen at Minnesota 11/30/14
Playoffs:	Has never happened

## PUNT BLOCKED FOR A SAFETY

By Panthers:	Greg Hardy blocks Matt Dodge punt out of end zone at New York Giants 9/12/10
Playoffs:	Has never happened
By Opponents:	Has never happened
Playoffs:	Has never happened

## PAT KICK MISSED

By Panthers:	Joey Slye at Washington 12/27/20
Playoffs:	John Kasay at Chicago 1/15/06
By Opponents:	Wil Lutz vs. New Orleans 1/3/21
Playoffs:	Has never happened

## PAT KICK BLOCKED

By Panthers:	Brawion Roy blocks Ryan Succop kick vs. Tampa Bay 11/15/20
Playoffs:	Has never happened
By Opponents:	Isaac Rochell blocks Joey Slye kick at Los Angeles Chargers 9/27/20
Playoffs:	Has never happened

## BLOCKED PAT RETURNED FOR TWO POINT CONVERSION

By Panthers:	Has never happened
Playoffs:	Has never happened
By Opponents:	Stephane Anthony returns Graham Gano PAT attempt blocked by Kevin Williams at New Orleans 12/06/15
Playoffs:	Has never happened

## SAFETY SCORED

By Panthers:	Bruce Irvin sacked Jimmy Garoppolo in the end zone at San Francisco 10/27/19
Playoffs:	Has never happened
By Opponents:	Cam Newton sacked in the end zone by Danielle Hunter vs. Minnesota 9/25/16
Playoffs:	Brad Nortman tackled in the end zone by Justin Bethel vs. Arizona 1/3/15

## FIELD GOAL BLOCKED

By Panthers:	Kawann Short blocks Connor Barth's 52-yard field goal attempt at Chicago 10/22/17
Playoffs:	Shane Burton blocks Adam Vinatieri 36-yard field goal attempt at New England 2/1/04
By Opponents:	Calais Campbell blocks Joey Slye's 56-yard field goal attempt vs. Jacksonville 10/6/19
Playoffs:	Has never happened

## BLOCKED FIELD GOAL RETURNED FOR TOUCHDOWN

By Panthers:	Doug Evans returns John Carney 37-yard field goal 54 yards vs. San Diego 12/17/00 (kick blocked by Jay Williams)
Playoffs:	Has never happened
By Opponents:	Aeneas Williams returns John Kasay 37-yard field goal 72 yards vs. Arizona 11/19/95 (kick blocked by Seth Joyner)
Playoffs:	Has never happened

## TWO POINT ATTEMPT MADE

By Panthers:	Teddy Bridgewater pass to Robby Anderson vs. Las Vegas 9/13/20
Playoffs:	Cam Newton pass to Mike Tolbert vs. Arizona 1/24/16
By Opponents:	Kirk Cousins pass to Olabisi Johnson at Minnesota 11/29/20
Playoffs:	Peyton Manning pass to Bennie Fowler vs. Denver 1/7/16

# THE LAST TIME

## TWO POINT ATTEMPT FAILED

By Panthers:	Teddy Bridgewater pass attempt failed vs. Tampa Bay 11/15/20
Playoffs:	Jake Delhomme pass attempt failed vs. Arizona 1/10/08
By Opponents:	Drew Lock pass attempt failed vs. Denver 12/13/20
Playoffs:	Troy Aikman pass incomplete vs. Dallas 1/5/97

## TWO POINT CONVERSION ATTEMPT RETURNED FOR DEFENSIVE TWO POINTS

By Panthers:	Donte Jackson intercepted Drew Brees and returned for conversion score vs. New Orleans 12/17/18
Playoffs:	Has never happened
By Opponents:	Has never happened
Playoffs:	Has never happened

## 40 POINTS SCORED IN A GAME

By Panthers:	42, vs. Tampa Bay 11/4/18
Playoffs:	49, vs. Arizona 1/24/16
By Opponents:	46, vs. Tampa Bay 11/15/20
Playoffs:	Has never happened

## 50 POINTS SCORED IN A GAME

By Panthers:	52, vs. Cincinnati 12/8/02
Playoffs:	Has never happened
By Opponents:	51, at San Francisco 10/27/19
Playoffs:	Has never happened

## SHUTOUT SCORED IN A GAME

By Panthers:	20-0 vs. Detroit 11/22/20
Playoffs:	23-0 at New York Giants 1/8/06
By Opponents:	41-0 vs. Atlanta 11/24/02
Playoffs:	Has never happened

# DRAFT HISTORY

## 2021 COLLEGE DRAFT

Round	Pos	Player	College
1 (8)	CB	Jaycee Horn	South Carolina
2 (39)		Choice to Chicago	
2 (52)		Choice obtained from Chicago/To Cleveland	
2 (59)	WR	Terrace Marshall Jr.*	LSU
3 (70)	OL	Brady Christensen^	BYU
3 (73)		Choice to Philadelphia	
3 (83)	TE	Tommy Tremble#	Notre Dame
3 (89)		Choice from Cleveland/To Houston	
4 (109)		Choice obtained from Houston/To Tennessee	
4 (113)		Choice to Cleveland	
4 (126)	RB	Chuba Hubbard**	Oklahoma State
5 (151)		Choice to Chicago	
5 (158)	DT	Dayvon Nixon^^	Iowa
5 (166)	CB	Keith Taylor##	Washington
6 (191)		Choice to Philadelphia	
6 (193)	OL	Deonte Brown	Alabama
6 (204)	WR	Shi Smith***	South Carolina
6 (222)	LS	Thomas Fletcher	Alabama
7 (232)	DT	Phil Hoskins^^^	Kentucky
* Choice obtained from Cleveland along with 3(89) in exchange for 2(52) and 4(113)			
^ Choice obtained from Philadelphia in exchange for 3(73) and 6(191)			
# Choice obtained from Chicago along with 2(52) and 6(204) in exchange for 2(39) and 5(151).			
** Choice obtained from Tennessee along with 5(166) and 7(232) in exchange for 4(109)			
^^ Choice obtained from Houston along with 4(109) and 2022 fourth round choice in exchanged for 3(89)			
## Choice obtained from Tennessee along with 4(126) and 7(232) in exchange for 4(109)			
*** Choice obtained from Chicago along with 3(83) and 6(204) in exchange for 2(39) and 5(151).			
^^^ Choice obtained from Tennessee along with 4(126) and 5(166) in exchange for 4(109)			

## 2020 COLLEGE DRAFT

Round	Pos	Player	College
1 (7)	DT	Derrick Brown	Auburn
2 (38)	DE	Yetur Gross-Matos	Penn State
2 (64)	S	Jeremy Chinn*	Southern Illinois
3 (69)		Choice to Seattle	
4 (113)	CB	Troy Pride Jr.	Notre Dame
5 (148)		Choice to Seattle**	
5 (152)	S	Kenny Robinson	West Virginia
6 (184)	DT	Brawlion Roy	Baylor
7 (221)	CB	Stanley Thomas-Oliver	Florida International
* Choice obtained from Seattle in exchange for 3(69) and 5(148)			
** Choice obtained from Washington in exchange for QB Kyle Allen			

## 2019 COLLEGE DRAFT

Round	Pos	Player	College
1 (16)	DE	Brian Burns	Florida State
2 (37)	T	Greg Little*	Mississippi
2 (47)		Choice to Seattle	
3 (77)		Choice to Seattle	
3 (100)	QB	Will Grier†	West Virginia
4 (115)	LB	Christian Miller	Alabama
5 (154)	RB	Jordan Scarlett	Florida
6 (187)		Choice to Denver	
6 (212)	T	Dennis Daley**	South Carolina
7 (237)	WR	Terry Godwin#	Georgia
* Choice obtained from Seattle in exchange for 2(47) and 3(77)			
** Choice obtained from Denver along with 7(237) in exchange for 6(187)			
# Choice obtained from Denver along with 6(212) in exchange for 6(187)			
† Compensatory selection			

## 2018 COLLEGE DRAFT

Round	Pos	Player	College
1 (24)	WR	DJ Moore	Maryland
2 (55)	CB	Donte Jackson	LSU
3 (85)	S	Rashaan Galden*	Tennessee
3 (88)		Choice to Green Bay	
4 (101)	TE	Ian Thomas**	Indiana
5 (136)	DE	Marquis Haynes#	Mississippi
5 (147)		Choice from Green Bay/To Los Angeles Rams	
5 (161)	LB	Jermaine Carter	Maryland
6 (197)		Choice to Los Angeles Rams	
7 (234)	LB	Andre Smith##	North Carolina
7 (242)	DT	Kendrick Norton	Miami (Fla.)
* Choice obtained from Buffalo in exchange for WR Kelvin Benjamin.			
** Choice obtained from Green Bay in exchange for 3(88).			
# Choice obtained from Los Angeles Rams in exchange for 5(147) and 6(197).			
## Choice obtained from Los Angeles Chargers through Buffalo in exchange for WR Kelvin Benjamin.			

## 2017 COLLEGE DRAFT

Round	Pos	Player	College
1 (8)	RB	Christian McCaffrey	Stanford
2 (40)	WR	Curtis Samuel	Ohio State
2 (64)	T	Taylor Moton*	Western Michigan
3 (72)		Choice to New England	
3 (77)	DE	Daeshon Hall**	Texas A&M
3 (98)		Choice to Arizona†	
4 (115)		Choice to Arizona	
5 (152)	CB	Corn Elder	Miami (Fla.)
6 (192)	FB	Alex Armah	West Georgia
7 (233)	K	Harrison Butker#	Georgia Tech
† Compensatory selection			
* Choice obtained from New England in exchange for defensive end Kony Ealy and 2(64)			
** Choice obtained from Arizona in exchange for 3(98) and 4(115)			
# Choice obtained from Cleveland along with punter Andy Lee in exchange for punter Kasey Redfern and 2018 4.			

## 2016 COLLEGE DRAFT

Round	Pos	Player	College
1 (30)	DT	Vernon Butler	Louisiana Tech
2 (62)	CB	James Bradberry	Samford
3 (77)	CB	Daryl Worley*	West Virginia
3 (93)		Choice to Cleveland	
4 (129)		Choice to Cleveland	
5 (141)	CB	Zack Sanchez**	Oklahoma
5 (168)		Choice to Cleveland	
6 (206)		Choice to Los Angeles	
7 (252)	TE	Beau Sandland	Montana State
* Choice obtained from Cleveland along with 5(141) in exchange for 3(93), 4(129) and 5(168)			
** Choice obtained from Cleveland along with 3(77) in exchange for 3(93), 4(129) and 5(168)			

## 2015 COLLEGE DRAFT

Round	Pos	Player	College
1 (25)	LB	Shaq Thompson	Washington
2 (41)	WR	Devin Funchess*	Michigan
2 (57)		Choice to St. Louis	
3 (89)		Choice to St. Louis	
4 (102)	G	Daryl Williams**	Oklahoma
4 (124)		Choice to Oakland	
5 (161)		Choice to Oakland	
5 (169)	LB	David Mayo†	Texas State
5 (174)	RB	Cameron Artis-Payne†	Auburn
6 (201)		Choice to St. Louis	
7 (242)		Choice to Oakland	
* Choice obtained from St. Louis in exchange for 2(57), 3(89) and 6(201).			
** Choice obtained from Oakland in exchange for 4(124), 5(161) and 7(242)			
† Compensatory selection			

# DRAFT HISTORY

## 2014 COLLEGE DRAFT

Round	Pos	Player	College
1 (28)	WR	Kelvin Benjamin	Florida State
2 (60)	DE	Kony Ealy	Missouri
3 (92)	G	Trai Turner	Louisiana State
4 (128)	S	Tre Boston	North Carolina
5 (148)	CB	Bené Benwikere**	San Jose State
5 (168)		Choice to Minnesota	
6 (204)	RB	Tyler Gaffney	Stanford
7 (225)		Choice to Minnesota*	
7 (243)		Choice to San Francisco	
* Choice obtained from New York Giants in exchange for LB Jon Beason			
** Choice obtained from Minnesota in exchange for 5(168) and 7(225).			

## 2013 COLLEGE DRAFT

Round	Pos	Player	College
1 (14)	DT	Star Lotulelei	Utah
2 (44)	DT	Kawann Short	Purdue
3 (74)		Choice to San Francisco	
4 (108)	G	Edmund Kugbila	Valdosta State
5 (148)	LB	A.J. Klein	Iowa State
6 (182)	RB	Kenjon Barner	Oregon
7 (219)		Choice to Oakland	

## 2012 COLLEGE DRAFT

Round	Pos	Player	College
1 (9)	LB	Luke Kuechly	Boston College
2 (40)	G	Amini Silatolu	Midwestern State
3 (73)		Choice to Chicago	
4 (103)	DE	Frank Alexander*	Oklahoma
4 (104)	WR	Joe Adams	Arkansas
5 (143)	CB	Josh Norman	Coastal Carolina
6 (180)		Choice to San Francisco	
6 (207)	P	Brad Nortman†	Wisconsin
7 (216)	S	D.J. Campbell	California
* Choice obtained from San Francisco in exchange for 6(180) and 2013 3(74).			
† Compensatory selection			

## 2011 COLLEGE DRAFT

Round	Pos	Player	College
1 (1)	QB	Cam J. Newton	Auburn
2 (33)		Choice to New England	
3 (65)	DT	Terrell McClain	South Florida
3 (97)	DT	Sione Fua†	Stanford
4 (98)	CB	Brandon Hogan	West Virginia
5 (132)	WR	Kealoha Piliare	Hawaii
6 (166)	LB	Lawrence Wilson	Connecticut
6 (203)	G	Zachary Williams†	Washington State
7 (204)		Choice to Green Bay	
7 (244)	T	Lee Ziemba†	Auburn
† Compensatory selection			

## 2010 COLLEGE DRAFT

Round	Pos	Player	College
1 (17)		Choice to San Francisco	
2 (48)	QB	Jimmy Clausen	Notre Dame
3 (78)	WR	Brandon LaFell	Louisiana State
3 (89)	QB	Armani Edwards*	Appalachian State
4 (112)		Choice to New York Jets	
4 (124)	LB	Eric Norwood**	South Carolina
5 (144)		Choice to Kansas City	
6 (175)	DE	Greg Hardy#	Mississippi
6 (186)		Choice to Cleveland	
6 (198)	WR	David Gettis^	Baylor
6 (202)	DB	Jordan Pugh†	Texas A&M
6 (204)	QB	Tony Pike†	Cincinnati
7 (223)	DB	R.J. Stanford	Utah
7 (249)	DB	Robert McClain†	Connecticut
* Choice obtained from New England in exchange for 2011 2(33).			

\*\* Choice obtained from New York Jets along with 6(198) in exchange for 4(112).

# Choice obtained from Oakland along with 2009 7(216) in exchange for 2009 6(202).

^ Choice obtained from New York Jets along with 4(124) in exchange for 4(112).

† Compensatory selection

## 2009 COLLEGE DRAFT

Round	Pos	Player	College
1 (28)		Choice to Philadelphia	
2 (43)	DE	Everette Brown*	Florida State
2 (59)	S	Sherrod Martin	Troy
3 (93)	DL	Corvey Irvin	Georgia
4 (111)	RB	Mike Goodson**	Texas A&M
4 (128)	FB	Tony Fiammetta	Syracuse
5 (163)	OT	Duke Robinson	Oklahoma
6 (202)		Choice to Oakland	
7 (216)	CB	Captain Munnerlyn#	South Carolina
7 (237)		Choice to Miami	
* Choice obtained from San Francisco along with 4(111) in exchange for Carolina's 2010 1(17)			
** Choice obtained from San Francisco along with 2(43) in exchange for Carolina's 2010 1(17)			
# Choice obtained from Oakland in exchange for 6(202) and 2010 6(175)			

## 2008 COLLEGE DRAFT

Round	Pos	Player	College
1 (13)	RB	Jonathan Stewart	Oregon
1 (19)	T	Jeff Otah*	Pittsburgh
3 (67)	S	Charles Godfrey**	Iowa
3 (74)	LB	Dan Connor	Penn State
5 (141)	TE	Gary Barnidge#	Louisville
6 (181)	DT	Nick Hayden	Wisconsin
7 (221)	DE	Hilee Taylor	North Carolina
7 (241)	T	Geoff Schwartz†	Oregon
7 (250)	G	Mackenzey Bernadeau†	Bentley
* Choice obtained from Philadelphia in exchange for 2(43), 4(109) and 2009 1(28)			
** Choice obtained from New York Jets along with 5(141) in exchange for defensive tackle Kris Jenkins			
# Choice obtained from New York Jets along with 3(67) in exchange for defensive tackle Kris Jenkins			
† Compensatory selection			

## 2007 COLLEGE DRAFT

Round	Pos	Player	College
1 (25)	LB	Jon Beason*	Miami (FL)
2 (45)	WR	Dwayne Jarrett	Southern Cal
2 (59)	C	Ryan Kalil**	Southern Cal
3 (83)	DE	Charles Johnson	Georgia
4 (118)	WR	Ryne Robinson	Miami (OH)
5 (155)	TE	Dante Rosario	Oregon
5 (164)	LB	Tim Shaw†	Penn State
7 (237)	CB	C.J. Wilson	Baylor
* Choice obtained from New York Jets along with 2(59) and 5(164) in exchange for 1(14) and 6(191)			
** Choice obtained from New York Jets along with 1(25) and 5(164) in exchange for 1(14) and 6(191)			
† Choice obtained from New York Jets along with 1(25) and 2(59) in exchange for 1(14) and 6(191)			

## 2006 COLLEGE DRAFT

Round	Pos	Player	College
1 (27)	RB	DeAngelo Williams	Memphis
2 (58)	CB	Richard Marshall	Fresno State
3 (88)	LB	James Anderson*	Virginia Tech
3 (89)	T	Rashad Butler	Miami (FL)
4 (121)	S	Nate Salley	Ohio State
5 (155)	TE	Jeff King	Virginia Tech
7 (234)	C/G	Will Montgomery	Virginia Tech
7 (237)	DE	Stanley McClover**	Auburn
* Choice obtained from Chicago as compensation for restricted free agent Ricky Manning, Jr.			
** Choice obtained from Denver along with Jason Baker in exchange for P Todd Sauerbrun			

# DRAFT HISTORY

## 2005 COLLEGE DRAFT

Round	Pos	Player	College
1 (14)	S/LB	Thomas Davis	Georgia
2 (54)	RB	Eric Shelton	Louisville
3 (79)	G	Evan Mathis	Alabama
3 (89)	DT	Atiyah Ellison	Missouri
4 (121)	QB	Sefan LeFors	Louisville
5 (149)	LB	Adam Seward	UNLV
5 (169)	C/T	Geoff Hangartner†	Texas A&M
5 (171)	S	Ben Emanuelli†	UCLA
6 (189)	DE	Jovan Haye	Vanderbilt
6 (207)	G	Joe Berger†	Michigan Tech

† Compensatory selection

## 2004 COLLEGE DRAFT

Round	Pos	Player	College
1 (28)	DB	Chris Gamble*	Ohio State
1 (31)		Choice to San Francisco	
2 (62)	WR	Keary Colbert	Southern Cal
3 (94)	OT	Travelle Wharton	South Carolina
4 (126)		Choice to San Francisco	
5 (163)	WR	Drew Carter	Ohio State
6 (196)	LB	Sean Tufts	Colorado
7 (232)	TE	Michael Gaines	Central Florida

\* Choice obtained from San Francisco in exchange for 1(31) and 4(126)

## 2003 COLLEGE DRAFT

Round	Pos	Player	College
1 (8)	T	Jordan Gross	Utah
2 (50)	G	Bruce Nelson*	Iowa
3 (76)	TE	Mike Seidman	UCLA
3 (82)	CB	Ricky Manning, Jr. #	UCLA
4 (119)	S	Colin Branch**	Stanford
5 (145)	DT	Kindal Moorehead	Alabama
7 (226)	WR	Walter Young†	Illinois
7 (247)	FB	Casey Moore##	Stanford

\* Choice obtained from New England along with 4(120) in exchange for 2(45)

# Choice obtained from Denver in exchange for 4(108), 4(120) and 7(227)

\*\* Choice obtained from Miami along with defensive end Al Wallace in exchange for defensive end Jay Williams

† Choice obtained from Miami along with 7(247) in exchange for 6(181)

## Choice obtained from Miami along with 7(226) in exchange for 6(181)

## 2002 COLLEGE DRAFT

Round	Pos	Player	College
1 (2)	DE	Julius Peppers	North Carolina
2 (34)	RB	DeShaun Foster	UCLA
3 (73)	LB	Will Witherspoon*	Georgia
4 (100)	CB	Dante Wesley	Ark. Pine Bluff
5 (137)	QB	Randy Fasani	Stanford
5 (145)	FB	Kyle Johnson**	Syracuse
6 (174)	TE	Keith Heinrich	Sam Houston St.
7a (213)	T	Pete Campion	North Dakota St.
7b (258)	CB	Brad Franklin†	SW Louisiana St.

\* Choice obtained from Cincinnati along with 5(145) in exchange for 3(67)

\*\* Choice obtained from Cincinnati along with 3(73) in exchange for 3(67)

† Compensatory selection

## 2001 COLLEGE DRAFT

Round	Pos	Player	College
1 (11)	LB	Dan Morgan	Miami (FL)
2 (44)	DT	Kris Jenkins	Maryland
3 (74)	WR	Steve Smith	Utah
4 (106)	QB	Chris Weinke	Florida State
5 (143)	DB	Jarrod Cooper	Kansas State
6 (175)	RB	Dee Brown	Syracuse
7 (211)	OL	Louis Williams	Louisiana State
7 (227)	TE	Mike Roberg*	Idaho

\* Choice obtained from Philadelphia in exchange for TE Luther Broughton 1999

## 2000 COLLEGE DRAFT

Round	Pos	Player	College
1 (12)		Choice to Washington	
1 (23)	DB	Rashard Anderson*	Jackson State
2 (57)	DB	Deon Grant**	Tennessee
3 (82)	OL	Leander Jordan	Indiana (PA)
4 (112)		Choice to Denver	
4 (120)	DL	Alvin McKinley†	Mississippi State
5 (147)	DL	Gillis Wilson	Southern
6 (182)	OL	Jeno James	Auburn
7 (221)	LB	Lester Towns	Washington

\* Choice obtained from Miami in exchange for 1998 2 (44)

\*\* Choice obtained from Tampa Bay along with 4(120) in exchange for 2(51)

† Choice obtained from Tampa Bay along with 2(57) in exchange for 2(51)

## 1999 COLLEGE DRAFT

Round	Pos	Player	College
1 (5)		Choice to Washington	
2 (34)	T	Chris Terry*	Georgia
2 (38)	DE	Michael Rucker	Nebraska
3 (67)		Choice to Denver	
4 (100)	LB	Hannibal Navies	Colorado
5 (140)		Choice to Dallas	
6 (175)	DE	Robert Daniel	N'Western State
7 (211)	DB	Tony Booth	James Madison

\* Choice obtained from Indianapolis in exchange for CB Tyrone Poole

## 1999 EXPANSION DRAFT

Round	Pos	Player Lost	Team
6 (6)	LB	Tarek Saleh	Cleveland

## 1998 COLLEGE DRAFT

Round	Pos	Player	College
1 (14)	DE	Jason Peter	Nebraska
2 (44)		Choice to Miami	
3 (62)	DE	Chuck Wiley*	Louisiana State
3 (73)	DL	Mitch Marrow	Pennsylvania
4 (106)	WR	Donald Hayes	Wisconsin
5 (136)	LB	Jerry Jensen	Washington
6 (165)	S	Damien Richardson	Arizona State
7 (196)	DL	Viliami Maumau**	Colorado
7 (203)		Choice to Pittsburgh	
7 (228)†	WR	Jim Turner	Syracuse

\* Choice obtained from Indianapolis as compensation for General Manager Bill Polian

\*\* Choice obtained from New Orleans as compensation for RFA Chad Cota

† Compensatory selection

# DRAFT HISTORY

## 1997 COLLEGE DRAFT

Round	Pos	Player	College
1 (27)	WR	Rae Carruth	Colorado
2 (56)	S	Mike Minter	Nebraska
3 (87)	LB	Kinnon Tatum	Notre Dame
4 (122)	LB	Tarek Saleh	Wisconsin
5 (157)		Choice to Oakland	
6 (189)	DL	Matt Finkes	Ohio State
7 (228)	TE	Kris Mangum	Mississippi

## 1996 COLLEGE DRAFT

Round	Pos	Player	College
1 (8)	RB	T. Biakabutuka	Michigan
2 (43)	WR	Muhsin Muhammad	Michigan State
3 (73)	RB	Winslow Oliver	New Mexico
3 (88)	DL	J.C. Price	Virginia Tech
4 (106)	G	Norberto Garrido	Southern Cal
4 (111)	CB	Emmanuel McDaniel*	East Carolina
5 (142)	RB	Marquette Smith	Central Florida
6 (176)		Choice to Kansas City	
6 (192)		Choice to Pittsburgh	
6 (193)	FB	Scott Greene	Michigan State
7 (217)	WR	Donnell Baker	Southern
7 (234)	DL	Kerry Hicks	Colorado

\* Choice obtained from Denver in exchange for 4(122), 5(159), 7(235)

## 1995 COLLEGE DRAFT

Round	Pos	Player	College
1 (5)	QB	Kerry Collins*	Penn State
1 (22)	CB	Tyrone Poole**	Fort Valley State
1 (29)	T	Blake Brockermeyer†	Texas
2 (36)	DE	Shawn King	NE Louisiana
4 (133)	G	Frank Garcia	Washington
5 (135)	DB	Mike Senters	Northwestern
5 (171)	G	Andrew Peterson	Washington
6 (188)	DL	Steve Strahan††	Baylor
6 (191)	QB	Jerry Colquitt*	Tennessee
7 (209)	S	Chad Cota	Oregon
7 (249)	DB	Michael Reed	Boston College

\* Choice obtained from Cincinnati along with 2(36) in exchange for 1(1)

\*\* Choice obtained from Green Bay along with 6(188) in exchange for 1(32), 3(65), 6(173)

† Choice obtained from San Diego in exchange for 2(34), 3(98), 4(100)

†† Choice obtained from Kansas City in exchange for 1996 6(176)

° Choice obtained from Green Bay along with 1(22) in exchange for 1(32), 3(65), 6(173)

## 1995 NFL EXPANSION DRAFT

Round	Pos	Player	Team
1 (2)	CB	Rod Smith	New England
2 (4)	T	Harry Boatswain	San Francisco
3 (6)	TE	Kurt Haws	Washington
4 (8)	DE	Tyrone Rogers	Seattle
5 (10)	DE	Mark Thomas	San Francisco
6 (12)	CB	Tim McKyer	Pittsburgh
7 (14)	C	Curtis Whitley	San Diego
8 (16)	FB	Howard Griffith	St. Louis Rams
9 (18)	NT	Greg Kragen	Kansas City
10 (20)	S	Cary Brabham	Oakland Raiders
11 (22)	LB	Dave Garrett	Minnesota
12 (24)	LB	Andre Powell	New York Giants
13 (26)	RB	Dewell Brewer	Indianapolis
14 (28)	FB	Bob Christian	Chicago
15 (30)	S	Fred Foggie	Pittsburgh
16 (32)	WR	Mark Carrier	Cleveland
17 (34)	C	Mark Rodenhauser	Detroit
18 (36)	WR	Steve Hawkins	New England
19 (38)	RB	Brian O'Neal	Philadelphia
20 (40)	RB	Derrick Lassic	Dallas
21 (42)	WR	Richard Buchanan	St. Louis Rams
22 (44)	QB	Doug Pederson	Miami
23 (46)	TE	Vince Marrow	Buffalo
24 (48)	WR	Larry Ryans	Detroit
25 (50)	G	Baron Rollins	New Orleans
26 (52)	LB	William Sims	Minnesota
27 (54)	LB	Paul Butcher	Indianapolis
28 (56)	QB	Jack Trudeau	New York Jets
29 (58)	WR	Charles Swann	Denver
30 (60)	WR	David Mims	Atlanta
31 (62)	DE	Shawn Price	Tampa Bay
32 (63)	WR	Eric Guliford	Minnesota
33 (64)	DT	Bill Goldberg	Atlanta
34 (65)	RB	Eric Ball	Cincinnati
35 (66)	DT	Mike Teeter	Houston Oilers



# FREE AGENT HISTORY

## 2021 FREE AGENCY

### UNRESTRICTED FREE AGENTS

Pos	Player	Team
TE	Dan Arnold	Arizona Cardinals
OL	Pat Elflein	New York Jets
OL	Cam Erving	Dallas Cowboys
DE	Morgan Fox	Los Angeles Rams
DT	DaQuan Jones	Tennessee Titans
WR	David Moore	Seattle Seahawks
LB	Denzel Perryman	Los Angeles Chargers
OLB	Haason Reddick	Arizona Cardinals

### UNRESTRICTED FREE AGENTS LOST

FB	Alex Armah	New Orleans Saints
WR	Pharaoh Cooper	Jacksonville Jaguars
RB	Mike Davis	Atlanta Falcons
CB	Rasul Douglas	Las Vegas Raiders
CB	Corn Elder	Detroit Lions
C	Tyler Larsen	Washington Football Team
TE	Chris Manhertz	Jacksonville Jaguars
G	Chris Reed	Indianapolis Colts
WR	Curtis Samuel	Washington Football Team
OL	Michael Schofield	Denver Broncos

### VETERAN FREE AGENTS

CB	AJ Bouye	Denver Broncos
LB	Frankie Luvu	New York Jets

## 2020 FREE AGENCY

### UNRESTRICTED FREE AGENTS

Pos	Player	Team
QB	Teddy Bridgewater	New Orleans
S	Juston Burris	Cleveland
WR	Pharaoh Cooper	Arizona
TE	Seth DeValve	Jacksonville
DL	Zach Kerr	Indianapolis
WR	Seth Roberts	Baltimore
DE	Stephen Weatherly	Minnesota

### UNRESTRICTED FREE AGENTS LOST

DE	Mario Addison	Buffalo
CB	James Bradberry	New York Giants
DT	Vernon Butler	Buffalo
DE	Wes Horton	Retired
DE	Bruce Irvin	Seattle
DT	Gerald McCoy	Dallas
G	Greg Van Roten	New York Jets
T	Daryl Williams	Buffalo

### VETERAN FREE AGENTS

CB	Eli Apple	New Orleans
WR	Keith Kirkwood	New Orleans
DE	DaVonte Lambert	Tampa Bay
G	John Miller	Cincinnati
G	Michael Schofield	LA Chargers
LB	Adarius Taylor	Cleveland
QB	PJ Walker	Houston Roughnecks (XFL)
LB	Tahir Whitehead	Oakland

## 2019 FREE AGENCY

### UNRESTRICTED FREE AGENTS

Pos	Player	Team
WR	Chris Hogan	New England
TE	Bruce Irvin	Atlanta
C	Matt Paradis	Denver

### UNRESTRICTED FREE AGENTS LOST

RB	Kenjon Barner	Atlanta
K	Chandler Catanzaro	New York Jets
LB	Thomas Davis	LA Chargers
WR	Devin Funchess	Indianapolis
DE	Wes Horton	New Orleans
LB	David Mayo	San Francisco
T	Marshall Newhouse	New Orleans

### VETERAN FREE AGENTS

DT	TJ Barnes
DT	Woodrow Hamilton
DT	Gerald McCoy
WR	Aldrick Robinson
WR	Rashad Ross
DT	Destiny Vaeao

## 2018 FREE AGENCY

### UNRESTRICTED FREE AGENTS

Pos	Player	Team
CB	Ross Cockrell	New York Giants
DT	Dontari Poe	Atlanta

### UNRESTRICTED FREE AGENTS LOST

TE	Ed Dickson	Seattle
WR	Charles Johnson	New York Jets
DT	Star Lotulelei	Buffalo
G	Andrew Norwell	Jacksonville

### VETERAN FREE AGENTS

S	Da'Norris Searcy
G	Jeremiah Sirles
WR	Jarius Wright

## 2017 FREE AGENCY

### UNRESTRICTED FREE AGENTS

Pos	Player	Team
S	Mike Adams	Indianapolis
WR	Charles Johnson	Minnesota
T	Matt Kalil	Minnesota
DE	Julius Peppers	Green Bay
CB	Captain Munnerlyn	Minnesota
WR	Russell Shepard	Tampa Bay

### UNRESTRICTED FREE AGENTS LOST

WR	Ted Ginn, Jr.	New Orleans
CB	Leonard Johnson	Buffalo
LB	A.J. Klein	New Orleans
T	Mike Remmers	Minnesota

## 2016 FREE AGENCY

### UNRESTRICTED FREE AGENTS

Pos	Player	Team
C	Gino Gradkowski	Atlanta

### UNRESTRICTED FREE AGENTS LOST

S	Roman Harper	New Orleans
CB	Josh Norman	Washington
P	Brad Nortman	Jacksonville
C	Fernando Velasco	Buffalo

### VETERAN FREE AGENTS

S	Trenton Robinson	Washington
P	Mike Scifres	San Diego
DT	Paul Soliai	Atlanta



# FREE AGENT HISTORY

## 2015 FREE AGENCY

### UNRESTRICTED FREE AGENTS

Pos	Player	Team
S	Kurt Coleman	Kansas City
CB	Charles Tillman	Chicago
LB	Jason Trusnik	Miami

### UNRESTRICTED FREE AGENTS LOST

T	Byron Bell	Tennessee
CB	James Dockery	Oakland
DE	Greg Hardy	Dallas
G	Fernando Velasco	Tennessee

### VETERAN FREE AGENTS

WR	Jarrett Boykin	Green Bay
WR	Mike Brown	Jacksonville
WR	Ted Ginn, Jr.	Arizona
T	Michael Oher	Tennessee
RB	Jordan Todman	Jacksonville
CB	Teddy Williams	Jacksonville

## 2014 FREE AGENCY

### UNRESTRICTED FREE AGENTS

Pos	Player	Team
CB	Antoine Cason	Arizona
WR	Jerricho Cotchery	Pittsburgh
TE	Ed Dickson	Baltimore
WR	Tiquan Underwood	Tampa Bay
QB	Joe Webb	Minnesota

### UNRESTRICTED FREE AGENTS LOST

WR	Ted Ginn, Jr.	Arizona
WR	Domenik Hixon	Chicago
WR	Brandon LaFell	New England
LB	Jordan Senn	Chicago
CB	Captain Munnerlyn	Minnesota
S	Mike Mitchell	Pittsburgh

### VETERAN FREE AGENTS

WR	Jason Avant
S	Thomas DeCoud
DE	Alex Hall
TE	Mike McNeil
S	Roman Harper

## 2013 FREE AGENCY

### UNRESTRICTED FREE AGENTS

Pos	Player	Team
LB	Chase Blackburn	New York Giants
CB	Drayton Florence	Detroit
WR	Ted Ginn, Jr.	San Francisco
WR	Domenik Hixon	New York Giants
S	Mike Mitchell	Oakland
CB	D.J. Moore	Chicago

### UNRESTRICTED FREE AGENTS LOST

TE	Gary Barnidge	Cleveland
WR	Louis Murphy	New York Giants
LB	Jason Phillips	Philadelphia
G	Mike Pollak	Cincinnati

### VETERAN FREE AGENTS

DT	Colin Cole
S	Quintin Mikell
G	Chris Scott
G	Travelle Wharton

## 2012 FREE AGENCY

### UNRESTRICTED FREE AGENTS

Pos	Player	Team
S	Haruki Nakamura	Baltimore
G	Mike Pollak	Indianapolis
S	Reggie Smith	San Francisco
FB	Mike Tolbert	San Diego

### UNRESTRICTED FREE AGENTS LOST

OL	Mackenzey Bernadeau	Dallas
LB	Dan Connor	Dallas
WR	Legedu Naanee	Miami

### VETERAN FREE AGENTS

P	Nick Harris
LB	Kenny Onatolu
DE	Jyles Tucker

## 2011 FREE AGENCY

### UNRESTRICTED FREE AGENTS

Pos	Player	Team
S	Sean Considine	Jacksonville
DT	Ron Edwards	Kansas City
LB	Omar Gaither	Philadelphia
K	Olindo Mare	Seattle
WR	Legedu Naanee	San Diego

### UNRESTRICTED FREE AGENTS LOST

TE	Jeff King	Arizona
OT	Derek Landri	Philadelphia
K	Rhys Lloyd	New York Giants
CB	Richard Marshall	Arizona
QB	Matt Moore	Miami
TE	Dante Rosario	Denver

### VETERAN FREE AGENTS

QB	Derek Anderson
CB	Cletis Gordon
TE	Ben Hartsock
S	Kevin Payne
TE	Jeremy Shockey

## 2010 FREE AGENCY

### UNRESTRICTED FREE AGENTS LOST

QB	A.J. Feeley	St. Louis
DE	Julius Peppers	Chicago
CB	Dante Wesley	Detroit

### VETERAN FREE AGENTS

S	Aaron Francisco
S	Marcus Hudson
DT	Ed Johnson
C	Steve Justice
T	Rob Petitti
RB	Josh Vaughan
WR	Wallace Wright

# FREE AGENT HISTORY

## 2009 FREE AGENCY

### UNRESTRICTED FREE AGENTS LOST

C	Geoff Hangartner	Buffalo
WR	Mark Jones	Tennessee
OT	Frank Omiyale	Chicago
LB	Adam Seward	Indianapolis

### VETERAN FREE AGENTS

G	Justin Geisinger
---	------------------

## 2008 FREE AGENCY

### UNRESTRICTED FREE AGENTS

Pos	Player	Team
DT	Tyler Brayton	Oakland
G	Millford Brown	St. Louis
DB	Ricardo Colclough	Cleveland
WR	D.J. Hackett	Seattle
LB	Landon Johnson	Cincinnati
DT	Ian Scott	Philadelphia
RB	LaBrandon Toefield	Jacksonville
G	Keydrick Vincent	Arizona

### UNRESTRICTED FREE AGENTS LOST

WR	Drew Carter	Oakland
WR	Keary Colbert	Denver
DB	Marquand Manuel	Denver
DT	Kindal Moorehead	Atlanta

### VETERAN FREE AGENTS

RB	Stephen Davis**
G	Toniui Fonoti
DB	Terrence Holt
WR	Muhsin Muhammad
DT	Darwin Walker
**	retired same day as signing

## 2007 FREE AGENCY

### UNRESTRICTED FREE AGENTS

Pos	Player	Team
S	Deke Cooper	San Francisco

### UNRESTRICTED FREE AGENTS LOST

LB	Vinny Ciurciu	Minnesota
LB	Chris Draft	St. Louis
TE	Mike Seidman	Indianapolis

### VETERAN FREE AGENTS

DE	Dave Ball
QB	David Carr
CB	Curtis DeLoatch
DT	Chad Lavalais
LB	Terrence Melton
WR	Kevin Youngblood

## 2006 FREE AGENCY

### UNRESTRICTED FREE AGENTS

Pos	Player	Team
LB	Keith Adams	Philadelphia
C	Justin Hartwig	Tennessee
DT	Maake Kemoeatu	Baltimore
DT	Damione Lewis	St. Louis
S	Kevin McCadam	Atlanta
S	Shaun Williams	New York Giants

### UNRESTRICTED FREE AGENTS LOST

S	Idrees Bashir	Detroit
S	Marlon McCree	San Diego
DE	Kemp Rasmussen	Seattle
G	Tutan Reyes	Buffalo
S	Dante Wesley	Chicago
LB	Will Witherspoon	St. Louis

### VETERAN FREE AGENTS

LB	Na'il Diggs
CB	Reggie Howard
WR	Keyshawn Johnson
P	Micah Knorr
DE	Otis Leverette

## 2005 FREE AGENCY

### UNRESTRICTED FREE AGENTS

Pos	Player	Team
S	Idrees Bashir	Indianapolis
TE	Freddie Jones	Arizona
CB	Ken Lucas	Seattle
S	Marlon McCree	Houston
P	Tom Rouen	Seattle

### UNRESTRICTED FREE AGENTS LOST

LB	Brian Allen	Washington
S	Travares Tillman	Miami

### VETERAN FREE AGENTS

WR	Eugene Baker
P	Steve Cheek
LB	Chris Draft
WR	Javin Hunter
G	Mike Wahle

## 2004 FREE AGENCY

### UNRESTRICTED FREE AGENTS

Pos	Player	Team
OL	Travis Claridge	Atlanta
CB	Terrance Shaw	Oakland
LB	Brandon Short	New York Giants

### UNRESTRICTED FREE AGENTS LOST

WR	Kevin Dyson	San Diego
LB	Greg Favors	Jacksonville
S	Deon Grant	Jacksonville
CB	Reggie Howard	Miami
G	Jeno James	Miami
TE	Jermaine Wiggins	Minnesota

### VETERAN FREE AGENTS

LB	Jesse Armstead
CB	Artrell Hawkins
WR	Donald Hayes
OL	Adam Meadows
G	Rich Tylski
DT	Rod Walker



# FREE AGENT HISTORY

## 2003 FREE AGENCY

### UNRESTRICTED FREE AGENTS

Pos	Player	Team
G	Doug Brzezinski	Philadelphia
QB	Jake Delhomme	New Orleans
WR	Kevin Dyson	Tennessee
LB	Greg Favors	Buffalo
WR	Ricky Proehl	St. Louis

### UNRESTRICTED FREE AGENTS LOST

LB	Hannibal Navies	Green Bay
C	Jamar Nesbit	Jacksonville

### VETERAN FREE AGENTS

RB	Stephen Davis
DT	Giradie Mercer
DE	Kavika Pittman
LB	Marquis Smith

## 2002 FREE AGENCY

### UNRESTRICTED FREE AGENTS

Pos	Player	Team
CB	Terry Cousin	Miami
QB	Rodney Peete	Oakland
RB	Lamar Smith	Miami

### UNRESTRICTED FREE AGENTS LOST

TE	Luther Broughton	Chicago
DT	Larry Chester	Miami
WR	Donald Hayes	New England
FB	Chris Hetherington	St. Louis

### VETERAN FREE AGENTS

RB	Michael Bates
LB	Jermaine Benoit
DT	Shane Burton
DT	James Clyburn
LB	Mark Fields
G	Derrick Fletcher
LB	Brad Jackson
CB	DeRon Jenkins
G	Scott Kiernan
DT	Emarlos Leroy
OL	Chris Snyder
CB	Cordell Taylor
CB	Fred Vinson

## 2001 FREE AGENCY

### UNRESTRICTED FREE AGENTS

Pos	Player	Team
TE	Luther Broughton	Philadelphia
DT	Brentson Buckner	San Francisco
G	Kevin Donnalley	Miami
LB	Jason Kyle	San Francisco
C	Jeff Mitchell	Baltimore
RB	Adrian Murrell	Washington

### UNRESTRICTED FREE AGENTS LOST

G	Matt Campbell	Washington
C	Frank Garcia	St. Louis
K	Joe Nedney	Tennessee

### VETERAN FREE AGENTS

T	Jon Blackman
P	Will Brice
DT	Larry Chester
DT	Harry Deligianis
RB	Chad Dukes
LB	Ron Merkersen
RB	Wilmont Perry
P	Todd Sauerbrun
T	Todd Steussie
WR	Jim Turner
TE	T.J. Washington

## 2000 FREE AGENCY

### UNRESTRICTED FREE AGENTS

Pos	Player	Team
OL	James Dexter	Arizona
CB	Jimmy Hitchcock	Minnesota
DE	Chuck Smith	Atlanta
DE	Jay Williams	St. Louis

### UNRESTRICTED FREE AGENTS LOST

WR	Norberto Davids-Garrido	Arizona
----	-------------------------	---------

### VETERAN FREE AGENTS

WR	Karl Hankton
RB	Natrone Means
WR	Larry Ryans
LB	Lee Woodall

## 1999 FREE AGENCY

### UNRESTRICTED FREE AGENTS

Pos	Player	Team
QB	Steve Bono	St. Louis
DE	Antonio Edwards	Atlanta
T	Clarence Jones	New Orleans
LB	Donta Jones	Pittsburgh
TE	Brian Kinchen	Baltimore
WR	Todd Kinchen	Atlanta
DB	Roderick Mullen	Green Bay
S	Mike Scurlock	St. Louis
LB	Steve Tovar	San Diego
P	Dean Wells	Seattle
	Klaus Wilmsmeyer	Miami

### UNRESTRICTED FREE AGENTS LOST

T	Blake Brockermeyer	Chicago
WR	Raghib Ismail	Dallas
DE	Shawn King	Indianapolis
QB	Shane Matthews	Chicago
DB	Lenny McGill	Seattle

### VETERAN FREE AGENTS

T	Steven Conley
DE	Eric England
LB	Ray Farmer
FB	Chris Hetherington
S	Lamar Lyons
LB	Samuel Manuel
WR	Iheanyi Uwaezuoke

# FREE AGENT HISTORY

## 1998 FREE AGENCY

### UNRESTRICTED FREE AGENTS

Pos	Player	Team
S	Brent Alexander	Arizona
LB	Earnest Dixon	New Orleans
CB	Doug Evans	Green Bay
FB	William Floyd	San Francisco
DE	Sean Gilbert*	Washington
DB	Derwin Gray	Indianapolis
G	Corbin Lacina	Buffalo
S	Brett Maxie**	San Francisco
DB	Leonard Wheeler	Minnesota
*	franchise player	
**	retired same day as signing	

### UNRESTRICTED FREE AGENTS LOST

LB	Myron Baker	Indianapolis
G	Matt Elliott	Atlanta
TE	Walter Rasby	Detroit
S	Pat Terrell	Green Bay

### VETERAN FREE AGENTS

LB	Jeff Brady
OL	Bernard Dafney
FB	Mike Dulaney
LB	Kevin Greene
G	Shane Hannah
LB	Eddie Mason
TE	Brian Wiggins

## 1997 FREE AGENCY

### UNRESTRICTED FREE AGENTS

Pos	Player	Team
LB	Micheal Barrow	Tennessee
WR	Ernie Mills	Pittsburgh
DE	Ray Seals	Pittsburgh

### UNRESTRICTED FREE AGENTS LOST

FB	Bob Christian	Atlanta
WR	Willie Green	Denver
FB	Howard Griffith	Denver
DE	Mark Thomas	Chicago

### VETERAN FREE AGENTS

LB	Ray Jacobs
RB	Brian O'Neal

## 1996 FREE AGENCY

### UNRESTRICTED FREE AGENTS

Pos	Player	Team
QB	Steve Beuerlein	Jacksonville
LB	Duane Bickett	Seattle
CB	Eric Davis	San Francisco
LB	Kevin Greene	Pittsburgh
T	Greg Skrepenak	Oakland
TE	Wesley Walls	New Orleans

### UNRESTRICTED FREE AGENTS LOST

RB	Derrick Moore	Detroit
QB	Frank Reich	New York Jets
CB	Rod Smith	Minnesota

### VETERAN FREE AGENTS

WR	Michael Bates
DT	Les Miller
WR	Terry Obee
S	Damon Pieri
QB	Kelly Stouffer

## 1995 FREE AGENCY

### UNRESTRICTED FREE AGENTS

Pos	Player	Team
RB	Randy Baldwin	Cleveland
P	Tommy Barnhardt	New Orleans
WR	Don Beebe	Buffalo
LB	Darion Conner	New Orleans
DE	Mike Fox	New York Giants
T	Derrick Graham	Kansas City
K	John Kasay	Seattle
LB	Lamar Lathon	Houston
S	Brett Maxie	Atlanta
TE	Pete Metzelaars	Buffalo
LB	Sam Mills	New Orleans
QB	Frank Reich	Buffalo
LB	Frank Stams	Cleveland
WR	Dwight Stone	Pittsburgh
RB	Vernon Turner	Tampa Bay
DE	Gerald Williams	Pittsburgh
CB	James Williams	Arizona

### VETERAN FREE AGENTS

LB	Carlton Bailey
DL	Jeff Fields
RB	Eddie Fuller
RB	Judd Garrett
CB	Alan Haller
CB	Steve Lofton
S	Bubba McDowell
WR	Brian Wiggins

# TRADE HISTORY

Date	Acquired	From	In Exchange For
04/22/95	1995 1st Round (5) Draft Choice	Cincinnati	1995 1st Round (1) Draft Choice 1995 2nd Round (36) Draft Choice
04/22/95	1995 1st Round (22) Draft Choice 1995 6th Round (188) Draft Choice	Green Bay	1995 1st Round (32) Draft Choice 1995 3rd Round (65) Draft Choice 1995 6th Round (173) Draft Choice
04/22/95	1995 1st Round (29) Draft Choice	San Diego	1995 2nd Round (34) Draft Choice 1995 3rd Round (98) Draft Choice 1995 4th Round (100) Draft Choice
04/23/95	1995 6th Round (191) Draft Choice	Kansas City	1996 6th Round (176) Draft Choice
05/30/95	Barry Foster	Pittsburgh	1996 6th Round (192) Draft Choice
08/21/95	Ray Ethridge	Cleveland	Past Considerations
08/29/95	Travis Hill	Cleveland	Michael Bates
04/21/96	1996 4th Round (111) Draft Choice	Denver	1996 4th Round (122) Draft Choice 1996 5th Round (159) Draft Choice 1996 7th Round (235) Draft Choice
08/25/96	Raghib Ismail	Oakland	1997 5th Round (157) Draft Choice
08/24/97	Israel Raybon	Pittsburgh	1998 7th Round (203) Draft Choice
04/16/98	2000 1st Round (23) Draft Choice	Miami	1998 2nd Round (44) Draft Choice
07/23/98	1999 2nd Round (34) Draft Choice	Indianapolis	Tyrone Poole
03/01/99	Jeff Lewis	Denver	1999 3rd Round (67) Draft Choice, 2000 4th Round (112) Draft Choice
08/05/99	Undisclosed Draft Choice	Green Bay	Jamie Wilson
09/05/99	2001 7th Round (227) Draft Choice	Philadelphia	Luther Broughton
04/15/00	2000 2nd Round (57) Draft Choice 2000 4th Round (120) Draft Choice	Tampa Bay	2000 2nd Round (51) Draft Choice
04/21/00	Spencer Reid	Indianapolis	Fred Lane
09/02/01	Perry Phenix	Tennessee	Undisclosed Draft Choice
04/20/02	2002 3rd Round (73) Draft Choice 2002 5th Round (145) Draft Choice	Cincinnati	2002 3rd Round (67) Draft Choice
07/19/02	Al Wallace 2003 4th Round (119) Draft Choice	Miami	Jay Williams
04/26/03	2003 2nd Round (50) Draft Choice 2003 4th Round (120) Draft Choice	New England	2003 2nd Round (45) Draft Choice
04/26/03	2003 3rd Round (82) Draft Choice	Denver	2003 4th Round (108) Draft Choice 2003 4th Round (120) Draft Choice 2003 7th Round (227) Draft Choice
04/27/03	2003 7th Round (226) Draft Choice 2003 7th Round (247) Draft Choice	Miami	2003 6th Round (181) Draft Choice
04/24/04	2004 1st Round (28) Draft Choice	San Francisco	2004 1st Round (31) Draft Choice 2004 4th Round (127) Draft Choice
08/25/04	Javier Collins	Dallas	Conditional Draft Choice
09/04/04	Todd Fordham	Pittsburgh	2005 7th Round (228) Draft Choice
04/23/05	2005 2nd Round (54) Draft Choice 2005 4th Round (121) Draft Choice 2005 4th Round (126) Draft Choice	Seattle	2005 2nd Round (45) Draft Choice

# TRADE HISTORY

04/23/05	2005 3rd Round (89) Draft Choice	Green Bay	2005 4th Round (115) Draft Choice 2005 4th Round (126) Draft Choice
05/19/05	Jason Baker 2006 7th Round (237) Draft Choice	Denver	Todd Sauerbrun
07/28/05	Rod Gardner	Washington	2006 6th Round (196) Draft Choice
04/28/07	2007 1st Round (25) Draft Choice 2007 2nd Round (59) Draft Choice 2007 5th Round (164) Draft Choice	New York Jets	2007 1st Round (14) Draft Choice 2007 6th Round (191) Draft Choice
08/03/07	Chris Harris	Chicago	2008 5th Round (142) Draft Choice
02/29/08	2008 3rd Round (67) Draft Choice, 2008 5th Round (141) Draft Choice	New York Jets	Kris Jenkins
04/26/08	2008 1st Round (19) Draft Choice	Philadelphia	2008 2nd Round (43) Draft Choice 2008 4th Round (109) Draft Choice 2009 1st Round (28) Draft Choice
08/30/08	Josh McCown	Miami	2009 7th Round (237) Draft Choice
04/13/09	J.J. Jansen	Green Bay	2011 7th Round (204) Draft Choice
0/4/25/09	2009 2nd Round (43) Draft Choice 2009 4th Round (111) Draft Choice	San Francisco	2010 1st Round (17) Draft Choice
04/26/99	2009 7th Round (216) Draft Choice 2010 6th Round (175) Draft Choice	Oakland	2009 6th Round (202) Draft Choice
09/01/09	Louis Leonard	Cleveland	2010 6th Round (186) Draft Choice
10/20/09	Tank Tyler	Kansas City	2010 5th Round (144) Draft Choice
04/23/10	2010 3rd Round (89) Draft Choice	New England	2011 2nd Round (33) Draft Choice
04/24/10	2010 4th Round (124) Draft Choice 2010 6th Round (198) Draft Choice	New York Jets	2010 4th Round (112) Draft Choice
04/27/10	Jamar Williams	Chicago	Chris Harris
07/29/11	Greg Olsen	Chicago	2012 3rd Round (73) Draft Choice
03/30/12	Bruce Campbell	Oakland	Mike Goodson
04/28/12	2012 4th Round (103) Draft Choice	San Francisco	2012 6th Round (180) Draft Choice 2013 3rd Round (74) Draft Choice
07/24/12	Louis Murphy	Oakland	2013 7th Round (219) Draft Choice
08/31/12	Colin Jones	San Francisco	2014 7th Round (243) Draft Choice
10/04/13	2014 7th Round (225) Draft Choice	New York Giants	Jon Beason
05/10/14	2014 5th Round (148) Draft Choice	Minnesota	2014 5th Round (168) Draft Choice 2014 7th Round (225) Draft Choice
08/19/14	Conditional 2015 7th Round Draft Choice	Philadelphia	Kenjon Barner
05/01/15	2015 2nd Round (41) Draft Choice	St. Louis	2015 2nd Round (57) Draft Choice 2015 3rd Round (89) Draft Choice 2015 6th Round (201) Draft Choice
05/02/15	2015 4th Round (102) Draft Choice	Oakland	2014 4th Round (124) Draft Choice 2014 5th Round (161) Draft Choice 2014 7th Round (242) Draft Choice
09/29/15	Jared Allen	Chicago	2016 6th Round (206) Draft Choice
04/29/16	2016 3rd Round (77) Draft Choice 2016 5th Round (141) Draft Choice	Cleveland	2016 3rd Round (93) Draft Choice 2016 4th Round (129) Draft Choice 2016 5th Round (168) Draft Choice

# TRADE HISTORY

08/29/16	Andy Lee 2017 7th Round (233) Draft Choice	Cleveland	Kasey Redfern 2018 4th Round Draft Choice
03/11/17	2017 2nd Round (64) Draft Choice	New England	Kony Ealy 2017 3rd Round (72) Draft Choice
04/28/17	2017 3rd Round (77) Draft Choice	Arizona	2017 3rd Round (98) Draft Choice 2017 4th Round (115) Draft Choice
09/3/17	Kevon Seymour	Buffalo	Kaelin Clay 2019 7th Round Draft Choice
10/31/17	2018 3rd Round (85) Draft Choice 2018 7th Round (234) Draft Choice	Buffalo	Kelvin Benjamin
03/14/18	Torrey Smith	Philadelphia	Daryl Worley
04/27/18	2018 4th Round (101) Draft Choice 2018 4th Round (147) Draft Choice	Green Bay	2018 3rd Round (88) Draft Choice
04/28/18	2018 4th Round (136) Draft Choice	Los Angeles Rams	2018 5th Round (147) Draft Choice 2018 6th Round (197) Draft Choice
09/01/18	Corey Robinson	Detroit	2019 7th Round Draft Choice
09/25/18	Marshall Newhouse	Buffalo	2021 7th Round Draft Choice
04/25/19	2019 2nd Round (37) Draft Choice	Seattle	2019 2nd Round (47) Draft Choice 2019 3rd Round (77) Draft Choice
04/26/19	2019 6th Round (212) Draft Choice 2019 7th Round (237) Draft Choice	Denver	2019 6th Round (187) Draft Choice
03/04/20	Russell Okung	LA Chargers	Trai Turner
03/23/20	2020 5th Round (148) Draft Choice	Washington	Kyle Allen
04/24/20	2020 3rd Round (69) Draft Choice 2020 5th Round (148) Draft Choice	Seattle	2020 2nd Round (64) Draft Choice
08/31/20	2023 7th Round Draft Choice	Buffalo	Andre Smith
04/02/21	2021 2nd Round (52) Draft Choice 2021 3rd Round (83) Draft Choice 2021 6th Round (204) Draft Choice	Chicago	2021 2nd Round (39) Draft Choice 2021 5th Round (151) Draft Choice
04/05/21	Sam Darnold	New York Jets	2021 6th Round (226) Draft Choice 2022 2nd Round Draft Choice 2022 4th Round Draft Choice
04/28/21	2021 6th Round (191) Draft Choice	Denver	Teddy Bridgewater
04/30/21	2021 2nd Round Draft Choice (59) 2021 3rd Round Draft Choice (89)	Cleveland	2021 2nd Round Draft Choice (52) 2021 4th Round Draft Choice (113)
04/30/21	2021 3rd Round Draft Choice (70)	Philadelphia	2021 3rd Round Draft Choice (73) 2021 6th Round Draft Choice (191)
05/01/21	2021 4th Round Draft Choice (109) 2021 5th Round Draft Choice (158) 2022 4th Round Draft Choice	Houston	2021 3rd Round Draft Choice (89)
05/01/21	2021 4th Round Draft Choice (126) 2021 5th Round Draft Choice (166) 2021 7th Round Draft Choice (232)	Tennessee	2021 3rd Round Draft Choice (109)

POSTSEASON HISTORY

NFC DIVISIONAL PLAYOFFS  
CAROLINA 26 – DALLAS 17

January 5, 1997  
Ericsson Stadium • Charlotte, NC

WEATHER: Partly Cloudy, 67°, Wind SW 15 mph - ATTENDANCE: 72,808 - TIME: 2:58

In the first playoff game in team history, the Carolina Panthers stuck to a formula that had worked all season, using an opportunistic offense, a Sam Mills-led defense, solid special teams and an uplifting record-sized crowd to defeat the defending Super Bowl Champion Dallas Cowboys, 26-17.

Running back Anthony Johnson earned his sixth 100-yard game of the season behind a performance by the offensive line which did not allow quarterback Kerry Collins to be sacked all day. Collins completed a workmanlike 12-of-22 passes for 100 yards and two touchdowns, and directed the team to 17 first-half points. The defense supplied a team effort with interceptions by Chad Cota, Pat Terrell and Mills and sacks by Lamar Lathon and Les Miller, while successfully executing three goal-line stands from inside their own five-yard line. Kicker John Kasay converted on all four field goal attempts.

The Cowboys took a 3-0 lead on a 22-yard field goal before a Collins pass to Wesley Walls following a 68-yard drive put the Panthers ahead 7-3. After trading touchdowns, the Cowboys got within three following a Panthers safety when a snap sailed over punter Rohn Stark's head. Cota's interception on Dallas' ensuing possession, however, set up a 24-yard Kasay field goal and a 17-11 halftime lead.

The two teams traded field goals in the third quarter and again to begin the fourth, with Chris Boniol converting twice from 21 and Kasay twice from 40. After the Panthers downed a Stark punt at the one, Terrell's interception set up a Kasay 32-yard conversion, before Mills' interception and return to the one-yard line, sealed the game.

OFFICIALS

Referee — Johnny Grier (23) Umpire — Jim Quirk (5) Head Linesman — Mark Baltz (26) Line Judge — Jeff Bergman (32)  
Field Judge — Ron Spitler (119) Side Judge — Ron Liebsack (76) Back Judge — Scott Steenson (88)

STARTING LINEUPS

Dallas Cowboys						Carolina Panthers					
Offense			Defense			Offense			Defense		
WR	85	K. Williams	LDE	92	T. Tolbert	WR	86	W. Green	LDE	93	M. Fox
LT	71	M. Tuinei	LDT	95	C. Hennings	LT	66	M. Campbell	NT	71	G. Kragen
LG	61	N. Newton	RDT	75	T. Casillas	LG	52	M. Elliott	RDE	98	G. Williams
C	53	R. Donaldson	RDE	96	S. Carver	C	65	F. Garcia	LOLB	91	K. Greene
RG	73	L. Allen	SLB	51	B. Thomas	RG	75	G. Skrepenak	LILB	51	S. Mills
RT	79	E. Williams	MLB	55	F. Strickland	RT	76	N. Garrido	RILB	54	C. Bailey
TE	86	E. Bjornson	WLB	59	D. Smith	TE	85	W. Walls	ROLB	57	L. Lathon
WR	88	M. Irvin	LCB	26	K. Smith	WR	85	M. Carrier	LCB	25	E. Davis
QB	8	T. Aikman	RCB	21	D. Sanders	QB	12	K. Collins	RCB	38	T. Poole
FB	48	T. Johnston	SS	28	D. Woodson	FB	30	H. Griffith	SS	39	B. Maxie
RB	22	E. Smith	FS	30	G. Teague	RB	23	A. Johnson	FS	40	P. Terrell

CAROLINA SUBSTITUTIONS: P 3 R. Stark, PK 4 J. Kasay, RB 20 W. Oliver, S 27 D. Pieri, CB 31 R. Smith, S 37 C. Cota, CB 41 T. Cook, FB 43 S. Greene, LB 50 D. Bickett, LB 56 M. Baker, LB 58 A. Royal, C 63 M. Rodenhausner, C 64 C. Whitley, DE 69 L. Miller, T 78 B. Brockermeyer, WR 80 D. Stone, WR 81 R. Ismail, WR 82 M. Bates, WR 87 M. Muhammad, TE 88 W. Rasby, DE 95 M. Thomas. DID NOT PLAY: QB 7 S. Beuerlein, CB 29 S. Lofton. INACTIVE: QB 11 J. Barker, CB 26 E. McDaniel, RB 32 D. Philyaw, G 67 B. Hayes, T 74 M. Dennis, TE 89 S. Tucker, NT 90 E. Philon.

		1	2	3	4	OT	TOTAL	FIELD GOALS (made( ) & missed)	
VISITOR	Dallas Cowboys	3	8	3	3	-	17	C. Boniol (22) (21) (21)	
HOME	Carolina Panthers	7	10	3	6	-	26	J. Kasay (24) (40) (40) (32)	
		Team	Qtr	Clock Time	PLAY DESCRIPTION (Extra Point) (Drive Info)			SCORE Visitor	Home
		COWBOYS	1	8:27	C. Boniol 22 yd. Field Goal (10-49, 4:20)			3	0
		PANTHERS	1	5:28	W. Walls 1 yd. pass from K. Collins (J. Kasay kick) (6-68, 2:59)			3	7
		PANTHERS	2	12:49	W. Greene 10 yd. pass from K. Collins (J. Kasay kick) (11-42, 5:59)			3	14
		COWBOYS	2	4:19	D. Johnston 2 yd. pass from T. Aikman (Two-point attempt failed) (14-73, 8:30)			9	14
		COWBOYS	2	3:11	R. Stark snap out of end zone, forced by TEAM for SAFETY			11	14
		PANTHERS	2	0:03	J. Kasay 24 yd. Field Goal (7-21, 1:46)			11	17
		COWBOYS	3	10:07	C. Boniol 21 yd. Field Goal (5-13, 2:05)			14	17
		PANTHERS	3	4:58	J. Kasay 40 yd. Field Goal (10-50, 5:09)			14	20
		PANTHERS	4	11:41	J. Kasay 40 yd. Field Goal (11-51, 6:44)			14	23
		COWBOYS	4	5:33	C. Boniol 21 yd. Field Goal (12-78, 6:08)			17	23
		PANTHERS	4	1:48	J. Kasay 32 yd. Field Goal (4-5, 0:28)			17	26



# POSTSEASON HISTORY

## FINAL INDIVIDUAL STATISTICS

Dallas Cowboys										Carolina Panthers									
RUSHING	ATT	YDS	AVG	LG	TD					RUSHING	ATT	YDS	AVG	LG	TD				
E. Smith	22	80	3.6	25	0					A. Johnson	26	104	4.0	12	0				
D. Sanders	1	16	16.0	16	0					W. Oliver	3	11	3.7	9	0				
T. Aikman	1	0	0.0	0	0					R. Ismail	1	7	7.0	7	0				
										K. Collins	6	5	0.8	8	0				
										R. Stark	1	0	0.0	0	0				
Total	24	96	4.0	25	0					Total	37	127	3.4	12	0				
PASSING	ATT	CMP	YDS	SK/YD	TD	LG	IN			PASSING	ATT	CMP	YDS	SK/YD	TD	LG	IN		
T. Aikman	36	18	165	2/17	1	23	3			K. Collins	22	12	100	0/0	2	22	1		
Total	36	18	165	2/17	1	23	3			Total	22	12	100	0/0	2	22	1		
PASS RECEIVING		NO	YDS	AVG	LG	TD			PASS RECEIVING		NO	YDS	AVG	LG	TD				
K. Williams		6	89	14.8	23	0			W. Green		5	53	10.6	22	1				
D. Johnston		4	18	4.5	7	1			W. Walls		3	25	8.3	13	1				
K. Martin		3	31	10.3	13	0			A. Johnson		1	9	9.0	9	0				
E. Smith		3	-2	-0.6	3	0			M. Carrier		1	7	7.0	7	0				
M. Irvin		1	22	22.0	22	0			W. Oliver		1	5	5.0	5	0				
E. Bjornson		1	7	7.0	7	0			H. Griffith		1	1	1.0	1	0				
Total		18	165	9.2	23	1			Total		12	100	8.3	22	2				
INTERCEPTIONS		NO	YDS	AVG	LG	TD			INTERCEPTIONS		NO	YDS	AVG	LG	TD				
D. Woodson		1	0	0.0	0	0			C. Cota		1	49	49.0	49	0				
									P. Terrell		1	49	49.0	49	0				
									S. Mills		1	24	24.0	24	0				
Total		1	0	0.0	0	0			Total		3	122	40.7	49	0				
PUNTING	NO	YDS	AVG	TB	IN20	LG			PUNTING	NO	YDS	AVG	TB	IN20	LG				
J. Jett	3	153	51.0	0	1	59			R. Stark	1	39	39.0	0	1	39				
Total	3	153	51.0	0	1	59			Total	1	39	39.0	0	1	39				
PUNT RETURNS	NO	YDS	AVG	FC	LG	TD			PUNT RETURNS	NO	YDS	AVG	FC	LG	TD				
(DOWNED)									W. Oliver		2	17	8.5	1	15				
Returns	1	0	0.0	0	0	0			Returns		2	17	8.5	1	15				
KICKOFF RETURNS	NO	YDS	AVG	FC	LG	TD			KICKOFF RETURNS	NO	YDS	AVG	FC	LG	TD				
K. Williams	3	44	14.7	0	17	0			M. Bates	5	155	31	0	51	0				
H. Walker	2	29	14.5	0	19	0													
D. Sanders	1	28	28.0	0	28	0													
(TOUCHBACK)	2	0	0.0	0	0	0			Returns	5	155	31	0	51	0				
Returns	6	101	16.8	0	28	0													
FUMBLES	Fum	Own Rec.	Yds	TD	FF	Opp. Rec.	Yds	TD	Out Bnds	FUMBLES	Fum	Own Rec.	Yds	TD	FF	Opp. Rec.	Yds	TD	Out Bnds
T. Aikman	1	0	-5	0	0	0	0	0	0	M. Rodenhauer	1	1	-37	0	0	0	0	0	0
E. Smith	0	1	0	0	0	0	0	0	0	W. Oliver	1	0	0	0	0	0	0	0	0
D. Smith	0	0	0	0	1	0	0	0	0										
D. Johnston	0	0	0	0	0	1	0	0	0										
Total	1	1	-5	0	1	1	0	0	0	Total	2	1	-37	0	0	0	0	0	0

## FINAL TEAM STATISTICS

TOTAL FIRST DOWNS	21	18	Fgs -- PATs Had Blocked	0-0	0-0
By Rushing	5	8	TOTAL RETURN YARDAGE (Not Including Kickoffs)	0	139
By Passing	12	7	No. and Yards Punt Returns	0-0	2-17
By Penalty	4	3	No. and Yards Kickoff Returns	6-101	5-155
THIRD DOWN EFFICIENCY	4-12-33%	4-11-36%	No. and Yards Interception Returns	1-0	3-122
FOURTH DOWN EFFICIENCY	0-0-0%	1-2-50%	PENALTIES Number and Yards	6-61	5-38
TOTAL NET YARDS	244	227	FUMBLES Number and Lost	1-0	2-1
Total Offensive Plays (inc. times thrown passing)	62	59	TOUCHDOWNS	1	2
Average gain per offensive play	3.9	3.8	Rushing	0	0
NET YARDS RUSHING	96	127	Passing	1	2
Total Rushing Plays	24	37	EXTRA POINTS Made-Attempts	0-1	2-2
Average gain per rushing play	4.0	3.4	Kicking Made-Attempts	0-0	2-2
NET YARDS PASSING	148	100	Passing Made-Attempts	0-1	0-0
Times thrown -- yards lost attempting to pass	2-17	0-0	FIELD GOALS Made-Attempts	3-3	4-4
Gross yards passing	165	100	SAFETIES	1	0
PASS ATTEMPTS-COMPLETIONS-HAD INTERCEPTED	36-18-3	22-12-1	FINAL SCORE	17	26
Average gain per pass play (inc. # thrown passing)	3.9	4.5	TIME OF POSSESSION	30:37	29:23
KICKOFFS Number-In End Zone-Touchbacks	5-1-0	8-2-2			
PUNTS Number and Average	3-51	1-39			
Had Blocked	0	0			

## DEFENSIVE STATISTICS (based on coaches' film review)

Player	TT	S	A	S-yds	I-yds	PD	FF	FR	Player	TT	S	A	S-yds	I-yds	PD	FF	FR
S. Mills	11	8	3	0-0	1-24	2	0	0	L. Miller	2	2	0	1-8	0-0	0	0	0
T. Poole	8	7	1	0-0	0-0	2	0	0	M. Fox	2	0	2	0-0	0-0	0	0	0
L. Lathon	8	6	2	1-9	0-0	0	0	0	C. Cota	1	1	0	0-0	1-49	1	0	0
E. Davis	5	4	1	0-0	0-0	2	0	0	R. Smith	1	1	0	0-0	0-0	0	0	0
P. Terrell	4	3	1	0-0	1-49	1	0	0	G. Williams	1	1	0	0-0	0-0	0	0	0
C. Bailey	4	0	4	0-0	0-0	0	0	0	D. Bickett	1	0	1	0-0	0-0	0	0	0
G. Kragen	3	3	0	0-0	0-0	0	0	0	K. Greene	1	0	1	0-0	0-0	0	0	0
B. Maxie	3	1	2	0-0	0-0	0	0	0	Total	55	37	18	2-17	3-122	8	0	0

# POSTSEASON HISTORY

## NFC CHAMPIONSHIP

### GREEN BAY 30 – CAROLINA 13

January 12, 1997  
Lambeau Field • Green Bay, WI

**WEATHER:** Cold and Windy, 3°, Wind W 10 mph - **ATTENDANCE:** 60,216 - **TIME:** 3:04

On a day with wind chill temperatures at more than 20 below zero, the Carolina Panthers surrendered 17 second-quarter points and 479 yards of total offense to the Green Bay Packers and fell one game short of the Super Bowl, 30-13.

The Panthers got ahead early following a Sam Mills interception at the Green Bay 12, which was returned to the two. Kerry Collins found fullback Howard Griffith all alone in the end zone two plays later for a 7-0 Carolina lead.

After Brett Favre drove the Packers for their first touchdown, the Panthers replied with a John Kasay 22-yard field goal following a Lamar Lathon recovery of a Favre fumble. The Packers came

back with a touchdown and a field goal before the half, however, and held a 17-10 advantage at the break.

Both teams traded field goals to open the second half before a Dorsey Levens 66-yard reception off a screen set up a Packers touchdown. A Packers fourth-quarter field goal following a Panthers fumble supplied the 30-13 margin.

Mills led the defense with 14 tackles and an interception while Collins completed 19 of 37 passes for 215 yards, with a touchdown and two interceptions. Willie Green led all Panthers in receiving with 51 yards on five receptions.

#### OFFICIALS

**Referee** — Bob McElwee (95) **Umpire** — Bob Boylston (101) **Head Linesman** — Tony Veteri (52) **Line Judge** — Ron Baynes (56)  
**Field Judge** — Bobby Skelton (73) **Side Judge** — Dean Look (49) **Back Judge** — Al Jury (106) **Replay** — Carey (94), Dawson (70)

#### STARTING LINEUPS

Carolina Panthers						Green Bay Packers					
Offense			Defense			Offense			Defense		
WR	86	W. Green	LDE	93	M. Fox	WR	86	A. Freeman	LE	92	R. White
LT	66	M. Campbell	NT	71	G. Kragen	LT	64	B. Wilkerson	T	71	S. Dotson
LG	52	M. Elliott	RDE	98	G. Williams	LG	73	A. Taylor	NT	93	Gi. Brown
C	65	F. Garcia	LOLB	91	K. Greene	C	52	F. Winters	RE	96	S. Jones
RG	75	G. Skrepenak	LILB	51	S. Mills	RG	63	A. Timmerman	LOLB	59	W. Simmons
RT	76	N. Garrido	RILB	54	C. Bailey	RT	72	E. Dotson	MLB	54	R. Cox
TE	85	W. Walls	ROLB	57	L. Lathon	TE	89	M. Chmura	ROLB	51	B. Williams
WR	83	M. Carrier	LCB	25	E. Davis	WR	84	A. Rison	LCB	21	C. Newsome
QB	12	K. Collins	RCB	38	T. Poole	QB	4	B. Favre	RCB	33	D. Evans
RB	23	A. Johnson	SS	39	B. Maxie	RB	34	E. Bennett	SS	36	L. Butler
FB	30	H. Griffith	FS	40	P. Terrell	FB	30	W. Henderson	FS	41	E. Robinson

**CAROLINA SUBSTITUTIONS:** P 3 R. Stark, PK 4 J. Kasay, RB 20 W. Oliver, S 27 D. Pieri, CB 31 R. Smith, S 37 C. Cota, CB 41 T. Cook, FB 43 S. Greene, LB 50 D. Bickett, LB 56 M. Baker, LB 58 A. Royal, C 63 M. Rodenhauer, C 64 C. Whitley, DE 69 L. Miller, T 78 B. Brockermeyer, WR 80 D. Stone, WR 81 R. Ismail, WR 82 M. Bates, WR 87 M. Muhammad, TE 88 W. Rasby, DE 95 M. Thomas. **DID NOT PLAY:** QB 7 S. Beuerlein, CB 29 S. Lofton. **INACTIVE:** QB 11 J. Barker, CB 26 E. McDaniel, RB 32 D. Philyaw, G 67 B. Hayes, T 74 M. Dennis, WR 84 B. Wiggins, TE 89 S. Tucker, NT 90 E. Philion.

VISITOR	Carolina Panthers	1	2	3	4	OT	TOTAL	FIELD GOALS (made( ) & missed)	
		7	3	3	0	-	13	C. Jacke 46S (31) (32) (28)	
HOME	Green Bay Packers	0	17	10	3	-	30	J. Kasay (22) (23)	

Team	Qtr	Clock Time	PLAY DESCRIPTION (Extra Point) (Drive Info)	SCORE	
				Visitor	Home
PANTHERS	1	5:10	H. Griffith 3 yd. pass from K. Collins (J. Kasay kick) (2-2, 0:27)	7	0
PACKERS	2	14:54	D. Levens 29 yd. pass from B. Favre (C. Jacke kick) (4-73, 1:43)	7	7
PANTHERS	2	8:40	J. Kasay 22 yd. Field Goal (7-41, 3:17)	10	7
PACKERS	2	0:48	A. Freeman 6 yd. pass from B. Favre (C. Jacke kick) (15-71, 7:52)	10	14
PACKERS	2	0:10	C. Jacke 31 yd. Field Goal (4-48, 0:25)	10	17
PACKERS	3	8:16	C. Jacke 32 yd. Field Goal (11-73, 6:44)	10	20
PANTHERS	3	3:23	J. Kasay 23 yd. Field Goal (11-73, 4:53)	13	20
PACKERS	3	1:58	E. Bennett 4 yd. run (C. Jacke kick) (3-74, 1:25)	13	27
PACKERS	4	10:02	C. Jacke 28 yd. Field Goal (7-80, 1:43)	13	30

## POSTSEASON HISTORY

## FINAL INDIVIDUAL STATISTICS

Carolina Panthers								Green Bay Packers							
RUSHING A. Johnson W. Oliver K. Collins	ATT 11 2 2	YDS 31 15 -1	AVG 2.8 7.5 -1.0	LG 7 11 -1	TD 0 1 0	RUSHING E. Bennett D. Levens B. Favre J. McMahon W. Henderson	ATT 25 10 5 4 1	YDS 99 88 14 0 0	AVG 4.0 8.8 2.8 0.0 0.0	LG 13 35 5 0 0	TD 1 0 0 0 0				
Total	14	45	3.2	11	0	Total	45	201	4.5	35	1				
PASSING K. Collins Total	ATT 37 37	CMP 19 19	YDS 215 215	SK/YD 2/9 2/9	TD 1 1	LG 27 2	IN 2 2	PASSING B. Favre Total	ATT 29 29	CMP 19 19	YDS 292 292	SK/YD 1/14 1/14	TD 2 2	LG 66 66	IN 1 1
PASS RECEIVING W. Green M. Carrier H. Griffith R. Ismail A. Johnson W. Oliver Total	NO 5 4 3 3 1 1 1	YDS 51 65 23 33 24 5 5	AVG 10.2 16.2 9.8 11.0 24.0 5.0 5.0	LG 19 27 9 11 24 5 14	TD 0 0 1 0 0 0 0	PASS RECEIVING D. Levens A. Freeman A. Rison K. Jackson E. Bennett D. Beebe M. Chmura Total	NO 5 4 3 3 2 1 1	YDS 117 43 53 30 17 5 15	AVG 23.4 10.8 17.7 10.0 2.5 29.0 15.0	LG 66 26 23 19 5 29 15	TD 1 1 0 1 0 0 0	IN 0 0 0 0 0 0 0			
INTERCEPTIONS S. Mills Total	NO 1 1	YDS 10 10	AVG 10.0 10.0	LG 10 10	TD 0 0	INTERCEPTIONS C. Newsome T. Williams Total	NO 1 2	YDS 35 35	AVG 35.0 17.5	LG 35 35	TD 0 0 0	IN 0 0 0			
PUNTING R. Stark Total	NO 5 5	YDS 180 180	AVG 36.0 36.0	TB 1 1	IN20 1 1	LG 42 42	PUNTING C. Henrich Total	NO 2 2	YDS 72 72	AVG 36.0 36.0	TB 1 1	IN20 0 0	LG 40 40		
PUNT RETURNS W. Oliver (TOUCHBACK)	NO 1 1	YDS 4 0	AVG 4.0 0.0	FC 0 0	LG 4 0	TD 0 0	PUNT RETURNS D. Howard M. Prior (DOWNED) (OUT OF BOUNDS) (TOUCHBACK) Returns	NO 1 1 1 1 1 3	YDS 3 0 0 0.0 0.0 0.0	AVG 3.0 0.0 0.0 0.0 0.0 1	FC 0 1 0 0 0 1	LG 3 0 0 0 0 3	TD 0 0 0 0 0 0		
Returns	1	4	4.0	0	4	0	Returns	4	104	26.0	0	49	0		
KICKOFF RETURNS M. Bates S. Greene W. Oliver M. Baker Returns	NO 4 1 1 1 7	YDS 59 14 13 0 86	AVG 14.8 14.0 13.0 0.0 12.3	FC 0 0 0 0 0	LG 21 0 13 0 21	TD 0 0 0 0 0	KICKOFF RETURNS D. Howard	NO 4	YDS 104	AVG 26.0	FC 0	LG 49	TD 0		
FUMBLES L.athon B. Maxie W. Green A. Johnson Total	Fum 0 0 1 1	Own Rec. 0 0 0 0	Yds 0 0 0 0	TD 0 0 0 0	FF 0 0 0 0	Opp. Rec. 0 0 0 0	Yds 0 0 0 0	TD 0 0 0 0	Out Bnds 0 0 0 0	FUMBLES B. Favre D. Levens D. Evans G. Brown L. Butler Total	Fum 1 1 0 0 0 2	Own Rec. 0 0 0 0 0 0	Yds 0 0 0 0 0 0	TD 0 0 0 0 0 0	Out Bnds 0 0 0 0 0 0

## FINAL TEAM STATISTICS

	VISITOR PANTHERS	HOME PACKERS		VISITOR PANTHERS	HOME PACKERS
TOTAL FIRST DOWNS	12	22	TOTAL RETURN YARDAGE (Not Including Kicks)	14	38
By Rushing	1	10	No. and Yards Punt Returns	1-4	1-3
By Passing	11	12	No. and Yards Kickoff Returns	7-86	4-104
By Penalty	0	0	No. and Yards Interception Returns	1-10	2-35
THIRD DOWN EFFICIENCY	5-13-38%	9-17-53%	PENALTIES Number and Yards	4-25	5-45
FOURTH DOWN EFFICIENCY	0-0-0%	1-1-100%	FUMBLES Number and Lost	2-1	2-1
TOTAL NET YARDS	251	479	TOUCHDOWNS	1	3
Total Offensive Plays (inc. times thrown passing)	53	75	Rushing	0	1
Average gain per offensive play	4.7	6.4	Passing	1	2
NET YARDS RUSHING	45	201	EXTRA POINTS Made-Attempts	1-1	3-3
Total Rushing Plays	14	45	Kicking Made-Attempts	1-1	3-3
Average gain per rushing play	3.2	4.5	FIELD GOALS Made-Attempts	2-2	3-4
NET YARDS PASSING	206	278	SAFETIES	0	0
Times thrown – yards lost attempting to pass	2-9	1-14	FINAL SCORE	13	30
Gross yards passing	215	292	TIME OF POSSESSION	21:57	38:03
PASS ATTEMPTS-COMPLETIONS-HAD INTERCEPTED	37-19-2	29-19-1			
Average gain per pass play (inc. # thrown passing)	5.3	9.3			
KICKOFFS Number-In End Zone-Touchbacks	4-0-0	7-0-0			
PUNTS Number and Average	5-36	2-36			
Had Blocked	0	0			
FGs – PATs Had Blocked	0-0	0-0			

### DEFENSIVE STATISTICS (based on coaches' film review)

Player	TT	S	A	S-yds	I-yds	PD	FF	FR	Player	TT	S	A	S-yds	I-yds	PD	FF	FR
S. Mills	14	5	9	0-0	1-10	1	0	0	T. Poole	4	4	0	0-0	0-0	1	0	0
K. Greene	7	4	3	0-0	0-0	0	0	0	R. Smith	3	3	0	0-0	0-0	0	0	0
G. Kragen	7	4	3	0-0	0-0	0	0	0	T. Cook	2	1	1	0-0	0-0	0	0	0
B. Maxie	7	1	6	0-0	0-0	0	1	0	C. Cota	1	0	1	0-0	0-0	0	0	0
P. Terrell	6	6	0	0-0	0-0	0	0	0	<b>Total</b>	<b>81</b>	<b>51</b>	<b>30</b>	<b>1-14</b>	<b>1-10</b>	<b>3</b>	<b>1</b>	<b>1</b>
M. Fox	6	4	2	0-0	0-0	0	0	0									

POSTSEASON HISTORY

NFC WILD CARD PLAYOFFS  
CAROLINA 29 – DALLAS 10

January 3, 2004  
Ericsson Stadium • Charlotte, NC

WEATHER: Partly Cloudy, 63°, Wind SSW 9 mph - ATTENDANCE: 72,324 - TIME: 2:56

Behind a dominating defense, Carolina defeated the Dallas Cowboys, 29-10, at Ericsson Stadium to reach the second-round of the playoffs for the first time since the 1996 season. The Panthers held the Cowboys to 204 yards of total offense while not committing any penalties or turnovers.

Quarterback Jake Delhomme completed 18-of-29 passes for 273 yards and a touchdown, running back Stephen Davis rushed 26 times for 104 yards, wide receiver Steve Smith caught five passes for 135 yards and a touchdown, and kicker John Kasay converted on all five of his field goal attempts.

On Carolina's third play from scrimmage, Delhomme hit Smith in the flat, and Smith raced 70 yards to the Cowboys one-yard line. Four plays later, Kasay booted his first field goal from 18 yards out, and the Panthers never looked back.

Carolina took advantage of field position later in the first quarter as Kasay made his second field goal, this time from 38 yards,

to give the Panthers a 6-0 lead. In the second quarter, Carolina started another drive in Dallas territory, and Davis rambled 23 yards for a touchdown to give the Panthers a 13-0 lead.

Cowboys kicker Billy Cundiff put Dallas on the board with a 37-yard field goal late in the second quarter. Carolina got one more field goal from Kasay to close out the first half leaving the score 16-3 at the break.

The Panthers added a 32-yard Delhomme-to-Smith touchdown pass and Kasay's fourth field goal to stretch the lead to 26-3 before Dallas answered with a nine-yard touchdown run by quarterback Quincy Carter. Kasay's fifth field goal with 3:12 remaining provided the final margin.

Panthers middle linebacker Dan Morgan led the defense with 12 tackles, while Al Wallace, Kris Jenkins and Reggie Howard contributed a sack a piece. Davis posted his eighth 100-yard rushing game of the season.

OFFICIALS

Referee — Walt Coleman (65) Umpire — Butch Hannah (40) Head Linesman — Paul Weidner (87) Line Judge — Ron Phares (10)  
Field Judge — Scott Steenson (88) Side Judge — Dave Wyant (16) Back Judge — Perry Paganelli (46) Replay — Ted Campbell

STARTING LINEUPS

Dallas Cowboys						Carolina Panthers					
Offense			Defense			Offense			Defense		
WR	84	J. Galloway	LDE	98	G. Ellis	WR	87	M. Muhammad	LDE	90	J. Peppers
TE	82	J. Witten	LDT	99	W. Blade	LT	81	T. Steussie	LDT	99	B. Buckner
LT	76	F. Adams	RDT	97	L. Glover	LG	78	J. James	RDT	77	K. Jenkins
LG	73	L. Allen	RDE	96	E. Ekuban	C	60	J. Mitchell	RDE	93	M. Rucker
C	68	M. Lehr	SLB	51	A. Singleton	RG	65	K. Donnalley	SLB	53	G. Favors
RG	65	A. Gurode	MLB	59	D. Nguyen	RT	69	J. Gross	MLB	55	D. Morgan
RT	78	K. Vollers	WLB	52	D. Coakley	TE	84	J. Wiggins	WLB	54	W. Witherspoon
TE	86	D. Campbell	LCB	41	T. Newman	WR	89	S. Smith	LCB	24	R. Manning
WR	83	T. Glenn	RCB	27	M. Edwards	QB	17	J. Delhomme	RCB	23	R. Howard
QB	17	Q. Carter	SS	28	D. Woodson	FB	45	B. Hoover	SS	30	M. Minter
RB	42	T. Hambrick	FS	31	R. Williams	RB	48	S. Davis	FS	27	D. Grant

CAROLINA SUBSTITUTIONS: K 4 J. Kasay, P 10 T. Sauerbrun, RB 20 D. Foster, CB 21 T. Cousin, S 28 C. Branch, CB 29 D. Wesley, RB 32 R. Smart, RB 37 N. Goings, S 40 J. Cooper, LB 50 V. Ciurciu, LB 52 B. Allen, LB 56 J. Kyle, LB 57 L. Towns, T 71 M. Willig, G 72 B. Nelson, WR 81 R. Proehl, WR 85 K. Dyson, TE 86 K. Mangum, WR 88 K. Hankton, DE 96 A. Wallace, DE 97 K. Rasmussen, DT 98 S. Burton. DID NOT PLAY: QB 9 R. Peete INACTIVE: QB 16 C. Weinke, CB 31 W. Hampton, S 42 T. Tillman, TE 47 M. Battaglia, OL 76 T. Reyes, G 79 D. Brzezinski, DT 94 K. Moorehead.

		1	2	3	4	OT	TOTAL	FIELD GOALS (made( ) & missed)	
VISITOR	Dallas Cowboys	0	3	0	7	—	10	B. Cundiff (37)	
HOME	Carolina Panthers	6	10	7	6	—	29	J. Kasay (18) (38) (19) (32) (34)	
Team	Qtr	Clock Time	PLAY DESCRIPTION (Extra Point) (Drive Info)				SCORE		
							Visitor	Home	
PANTHERS	1	8:40	J. Kasay 18 yd. Field Goal (7-77, 3:47)				0	3	
PANTHERS	1	1:02	J. Kasay 38 yd. Field Goal (7-21, 1:57)				0	6	
PANTHERS	2	6:10	S. Davis 23 yd. run (J. Kasay kick) (8-51, 3:49)				0	13	
COWBOYS	2	1:12	B. Cundiff 37 yd. Field Goal (10-59 4:58)				3	13	
PANTHERS	2	0:01	J. Kasay 19 yd. Field Goal (6-71, 1:11)				3	16	
PANTHERS	3	9:44	S. Smith 32 yd. pass from J. Delhomme (J. Kasay kick) (4-63,1:28)				3	23	
PANTHERS	4	12:45	J. Kasay 32 yd. Field Goal (10-46, 5:43)				3	26	
COWBOYS	4	7:36	Q. Carter 9 yd. run (B. Cundiff kick) (9-47, 5:09)				10	26	
PANTHERS	4	3:12	J. Kasay 34 yd. Field Goal (4—5, 1:47)				10	29	

# POSTSEASON HISTORY

## FINAL INDIVIDUAL STATISTICS

Dallas Cowboys										Carolina Panthers									
RUSHING										RUSHING									
	ATT	YDS	AVG	LG	TD						ATT	YDS	AVG	LG	TD				
T. Hambrick	8	29	3.6	16	0					S. Davis	26	104	4.0	23†	1				
Q. Carter	4	25	6.3	9†	1					M. Muhammad	1	6	6.0	6	0				
R. Anderson	6	18	3.0	5	0					B. Hoover	1	1	1.0	1	0				
										D. Foster	4	-2	-0.5	3	0				
										J. Delhomme	2	-2	-1.0	-1	0				
Total	18	72	4.0	16	1					Total	34	107	3.1	23†	1				
PASSING										PASSING									
	ATT	CMP	YDS	SK/YD	TD	LG	IN	RTG.			ATT	CMP	YDS	SK/YD	TD	LG	IN	RTG.	
Q. Carter	36	21	154	3/22	0	28	1	56.9		J. Delhomme	29	18	273	1/0	1	70	0	104.5	
Total	36	21	154	3/22	0	28	1	56.9		Total	29	18	273	1/0	1	70	0	104.5	
PASS RECEIVING										PASS RECEIVING									
			NO	YDS	AVG	LG	TD						NO	YDS	AVG	LG	TD		
R. Anderson			7	20	2.9	12	0			S. Smith			5	135	27.0	70	1		
J. Galloway			4	59	14.8	28	0			M. Muhammad			4	103	25.8	57	0		
T. Glenn			4	38	9.5	21	0			B. Hoover			2	13	6.5	7	0		
J. Witten			4	30	7.5	12	0			D. Foster			2	12	6.0	12	0		
A. Bryant			1	4	4.0	4	0			J. Wiggins			2	1	0.5	6	0		
T. Hambrick			1	3	3.0	3	0			R. Proehl			1	7	7.0	7	0		
										S. Davis			1	2	2.0	2	0		
										K. Mangum			1	0	0.0	0	0		
Total			21	154	7.3	28	0			Total			18	273	15.2	70	1		
INTERCEPTIONS										INTERCEPTIONS									
			NO	YDS	AVG	LG	TD						NO	YDS	AVG	LG	TD		
			0	0	0.0	0	0			J. Peppers			1	34	34.0	34	0		
Total			0	0	0.0	0	0			Total			1	34	34.0	34	0		
PUNTING										PUNTING									
		NO	YDS	AVG	TB	IN20	LG					NO	YDS	AVG	TB	IN20	LG		
T. Gowin		7	252	38.0	0	1	51			T. Sauerbrun		5	242	48.4	1	0	59		
Total		7	252	38.0	0	1	51			Total		5	242	48.4	1	0	59		
PUNT RETURNS										PUNT RETURNS									
		NO	YDS	AVG	FC	LG	TD					NO	YDS	AVG	FC	LG	TD		
J. Galloway		4	22	5.5	0	10	0			S. Smith		3	13	4.3	1	7	0		
(TOUCHBACK)		1	0	0.0	0	0	0			(DOWNED)		2	0	0.0	0	0	0		
										(OUT OF BOUNDS)		1	0	0.0	0	0	0		
Returns		4	22	5.5	0	10	0			Returns		3	13	4.3	1	7	0		
KICKOFF RETURNS										KICKOFF RETURNS									
		NO	YDS	AVG	FC	LG	TD					NO	YDS	AVG	FC	LG	TD		
M. Bates		7	172	24.6	0	41	0			R. Smart		2	48	24.0	0	26	0		
T. Walter		1	7	7.0	0	7	0			S. Smith		1	11	11.0	0	11	0		
Returns		8	179	22.4	0	41	0			Returns		3	59	19.7	0	26	0		
FUMBLES										FUMBLES									
	Fum	Own Rec.	Yds	TD	FF	Opp. Rec.	Yds	TD	Out Bnds		Fum	Own Rec.	Yds	TD	FF	Opp. Rec.	Yds	TD	Out Bnds
R. Anderson	1	0	0	0	0	0	0	0	0	M. Muhammad	1	1	0	0	0	0	0	0	0
R. Williams	0	0	0	0	1	0	0	0	0	W. Witherspoon	0	0	0	0	1	0	0	0	0
										M. Minter	0	0	0	0	0	1	0	0	0
Total	1	0	0	0	1	0	0	0	0	Total	1	1	0	0	1	0	0	0	0

VISITOR COWBOYS										HOME PANTHERS									
TOTAL FIRST DOWNS										FGs – PATs Had Blocked									
By Rushing										Net punting average									
By Passing										TOTAL RETURN YARDAGE (Not Including Kickoffs)									
By Penalty										No. and Yards Punt Returns									
THIRD DOWN EFFICIENCY										No. and Yards Kickoff Returns									
FOURTH DOWN EFFICIENCY										No. and Yards Interception Returns									
TOTAL NET YARDS										PENALTIES Number and Yards									
Total Offensive Plays (inc. times thrown passing)										FUMBLES Number and Lost									
Average gain per offensive play										TOUCHDOWNS									
NET YARDS RUSHING										Rushing									
Total Rushing Plays										Passing									
Average gain per rushing play										EXTRA POINTS Made-Attempts									
Tackles for a loss – number and yards										Kicking Made-Attempts									
NET YARDS PASSING										FIELD GOALS Made-Attempts									
Times thrown – yards lost attempting to pass										RED ZONE EFFICIENCY									
Gross yards passing										GOAL TO GO EFFICIENCY									
PASS ATTEMPTS-COMPLETIONS-HAD INTERCEPTED										SAFETIES									
Average gain per pass play (inc. # thrown passing)										FINAL SCORE									
KICKOFFS Number-In End Zone-Touchbacks										TIME OF POSSESSION									
PUNTS Number and Average																			
Had Blocked																			

## DEFENSIVE STATISTICS (based on coaches' film review)

Player	TT	S	A	S-yds	I-yds	PD	FF	FR	Player	TT	S	A	S-yds	I-yds	PD	FF	FR
D. Morgan	12	7	5	0-0	0-0	1	0	0	B. Buckner	2	1	1	0-0	0-0	1	0	0
R. Howard	9	5	4	1-9	0-0	0	0	0	K. Jenkins	2	2	0	1-4	0-0	1	0	0
W. Witherspoon	8	7	1	0-0	0-0	1	1	0	J. Peppers	2	1	1	0-0	1-34	0	0	0
G. Favors	7	4	3	0-0	0-0	1	0	0	T. Cousin	2	2	0	0-0	0-0	0	0	0
M. Minter	6	2	4	0-0	0-0	3	0	1	A. Wallace	2	0	2	1-9	0-0	0	0	0
M. Rucker	4	3	1	0-0	0-0	0	0	0	C. Branch	1	1	0	0-0	0-0	0	0	0
S. Burton	3	1	2	0-0	0-0	0	0	0	Total	66	40	26	3-22	1-34	10	1	1
D. Grant	3	2	1	0-0	0-0	0	0	0									

POSTSEASON HISTORY

NFC DIVISIONAL PLAYOFFS

CAROLINA 29 – ST. LOUIS 23 (2 OT)

January 10, 2004  
Edward Jones Dome • St. Louis, MO

WEATHER: Played Indoors on Artificial Turf - ATTENDANCE: 66,165 - TIME: 4:06

The Panthers defeated the host St. Louis Rams 29-23 in double overtime at the Edward Jones Dome to earn their second trip to the NFC Championship Game. Steve Smith took a pass from Jake Delhomme and sprinted to a game-winning touchdown to close out the game, the fifth-longest in NFL history and the longest ever for the Panthers.

The Carolina defense held the Rams to two field goals in the first half before Panthers wide receiver Muhsin Muhammad recovered a deflected lateral by Delhomme in the end zone for a touchdown. Each team added a field goal each to give the Panthers a one-point lead at the half, 10-9.

The Panthers built an 11-point lead in the fourth quarter off a Brad Hoover touchdown and John Kasay field goal, but the Rams scored 11 points in the last 2:39 of regulation to force overtime.

The Panthers took the opening drive of overtime to the St. Louis 22-yard line, but a delay-of-game penalty canceled Kasay's successful 40-yard field goal. Kasay then missed the second attempt three plays later from 45 yards out.

The Rams drove to the Carolina 35-yard line on their first possession in overtime, but kicker Jeff Wilkins, who had already made five field goals, was inches short on a 53-yard attempt.

The Rams then drove to the Panthers 38-yard line on their ensuing possession when cornerback Ricky Manning Jr. outwrestled Rams receiver Torry Holt for the ball and came down with the interception.

Facing third-and-14 from their own 31-yard line on the first play of the second overtime, Delhomme hit Smith on a slant pattern for 69 yards and the game-winning points.

The Panthers outgained the Rams 485 yards to 380, including 216 to 64 in rushing yardage. They won the time of possession battle 41:06 to 34:04 and held the Rams to just six possessions and 12 points through the first three quarters.

Delhomme completed 16-of-26 passes for 290 yards, with one touchdown and one interception for a quarterback rating of 96.6. Running back DeShaun Foster stepped in for an injured Stephen Davis, who left the game in the second quarter, and contributed 95 yards on 21 carries.

Referee — Mike Carey (94) Umpire — Carl Paganelli (124) Head Linesman — Tony Veteri (36) Line Judge — Gary Arthur (108)  
Field Judge — Bill Lovett (98) Side Judge — Laird Hayes (125) Back Judge — Tony Steratore (112) Replay — Al Hynes

STARTING LINEUPS

Carolina Panthers				St. Louis Rams			
Offense		Defense		Offense		Defense	
WR	87 M. Muhammad	LDE	90 J. Peppers	WR	81 T. Holt	LE	92 M. Strahan
LT	75 T. Steussie	LDT	99 B. Buckner	LT	76 O. Pace	LT	97 C. Griffint
LG	78 J. James	RDT	77 K. Jenkins	LG	67 A. McCollum	RT	75 K. Hamilton
C	60 J. Mitchell	RDE	93 M. Rucker	C	64 D. Wohlabough	RE	99 K. Washington
RG	65 K. Donnalley	SLB	53 G. Favors	RG	62 A. Timmerman	SLB	53 S. Short
RT	69 J. Gross	MLB	55 D. Morgan	RT	68 K. Turley	MLB	58 M. Barrow
TE	86 K. Mangum	WLB	54 W. Witherspoon	TE	86 V. Shiancoe	WLB	55 D. Jones
WR	89 S. Smith	LCB	24 R. Manning	WR	85 D. Tyree	LCB	31 I Charlton
QB	17 J. Delhomme	RCB	23 R. Howard	QB	3 J. Palmer	RCB	41 F. Walker
WR	81 R. Proehl	SS	30 M. Minter	RB	21 T. Barber	SS	37 J. Harris
RB	48 S. Davis	FS	27 D. Grant	FB	20 J. Finn	FS	23 O Stoutmire

CAROLINA SUBSTITUTIONS: K 4 J. Kasay, P 10 T. Sauerbrun, RB 20 D. Foster, CB 21 T. Cousin, S 28 C. Branch, CB 29 D. Wesley, RB 32 R. Smart, RB 37 N. Goings, S 42 T. Tillman, FB 45 B. Hoover, LB 50 V. Ciurciu, LB 52 B. Allen, LB 56 J. Kyle, LB 57 L. Towns, T 71 M. Willig, G 72 B. Nelson, TE 84 J. Wiggins, WR 85 K. Dyson, WR 88 K. Hankton, DE 96 A. Wallace, DE 97 K. Rasmussen, 98 S. Burton. DID NOT PLAY: QB 9 R. Peete. INACTIVE: QB 16 C. Weinke, CB 31 W. Hampton, S 40 J. Cooper, TE 47 M. Battaglia OL 76 T. Reyes, G 79 D. Brzezinski, WR 80 E. Baker, DT 94 K. Morehead,

		1	2	3	4	OT	TOTAL	FIELD GOALS (made/ ) & missed)	
VISITOR	Carolina Panthers	0	10	6	7	6	29	J. Kasay (45) (52) (34) 53LU 45WR	
HOME	St. Louis Rams	3	6	3	11	0	23	J. Wilkins (20) (26) (24) (51) (33) 53SH	
Team	Qtr	Clock Time	PLAY DESCRIPTION (Extra Point) (Drive Info)					SCORE Visitor	HOME
RAMS	1	5:34	J. Wilkins 20 yd. Field Goal (11-81, 6:37)					0	3
RAMS	2	13:46	J. Wilkins 26 yd. Field Goal (6-17, 2:15)					0	6
PANTHERS	2	11:22	M. Muhammad fumble recovery in end zone (J. Kasay kick) (6-68, 2:04)					7	6
RAMS	2	6:58	J. Wilkins 24 yd. Field Goal (8-48, 4:24)					7	9
PANTHERS	2	1:07	J. Kasay 45 yd. Field Goal (9-32, 5:51)					10	9
RAMS	3	11:25	J. Wilkins 51 yd. Field Goal (8-42, 3:35)					10	12
PANTHERS	3	7:45	J. Kasay 52 yd. Field Goal (7-49, 3:40)					13	12
PANTHERS	3	0:43	J. Kasay 34 yd. Field Goal (13-64, 6:29)					16	12
PANTHERS	4	8:50	B. Hoover 7 yd. run (J. Kasay kick) (7-73, 4:18)					23	12
RAMS	4	2:39	M. Faulk 1 yd. run (M. Bulger-D. Looker pass) (15-57, 3:50)					23	20
RAMS	4	0:00	J. Wilkins 33 yd. Field Goal (5-43, 2:29)					23	23
PANTHERS	6	14:50	S. Smith 69 yd. pass from J. Delhomme (3-65, 1:11)					29	23

# POSTSEASON HISTORY

## FINAL INDIVIDUAL STATISTICS

Carolina Panthers										St. Louis Rams									
RUSHING										RUSHING									
	ATT	YDS	AVG	LG	TD						ATT	YDS	AVG	LG	TD				
D. Foster	21	95	4.5	17	0					M. Faulk	19	53	2.8	8	1				
S. Davis	6	86	14.3	64	0					M. Bulger	4	11	2.8	7	0				
N. Goings	6	22	3.7	9	0														
B. Hoover	2	9	4.5	7	1														
S. Smith	1	7	7.0	7	0														
M. Muhammad	1	3	3.0	3	0														
J. Delhomme	4	-6	-1.5	2	0														
Total	41	216	5.3	64	1					Total	23	64	2.8	8	1				
PASSING										PASSING									
	ATT	CMP	YDS	SK/YD	TD	LG	IN	RTG.			ATT	CMP	YDS	SK/YD	TD	LG	IN	RTG.	
J. Delhomme	26	16	290	3/21	1	69t	1	96.6		M. Bulger	46	27	332	2/16	0	28	3	53.9	
S. Smith	1	0	0	0/0	0	0	0	39.6											
Total	27	16	290	3/21	1	69t	1	93.1		Total	46	27	332	2/16	0	28	3	53.9	
PASS RECEIVING										PASS RECEIVING									
	NO	YDS	AVG	LG	TD						NO	YDS	AVG	LG	TD				
S. Smith	6	163	27.2	69t	1					M. Faulk	9	78	8.7	25	0				
M. Muhammad	5	70	14.0	24	0					I. Bruce	7	116	16.6	26	0				
B. Hoover	2	16	8.0	11	0					M. Furrey	4	30	7.5	10	0				
J. Higgins	1	21	21.0	21	0					D. Looker	2	31	15.5	24	0				
N. Goings	1	12	12.0	12	0					T. Holt	2	21	10.5	13	0				
D. Foster	1	8	8.0	8	0					C. Cleeland	1	28	28.0	28	0				
										B. Manumaleuna	1	19	19.0	19	0				
										J. Goodspeed	1	9	9.0	9	0				
Total	16	290	18.1	69t	1					Total	27	332	12.3	28	0				
INTERCEPTIONS										INTERCEPTIONS									
	NO	YDS	AVG	LG	TD						NO	YDS	AVG	LG	TD				
D. Grant	1	16	16.0	16	0					T. Polley	1	37	37.0	37	0				
R. Manning	1	0	0.0	0	0														
M. Minter	1	-1	-1.0	-1	0														
Total	3	15	5.0	16	0					Total	1	37	37.0	37	0				
PUNTING										PUNTING									
	NO	YDS	AVG	TB	IN20	LG					NO	YDS	AVG	TB	IN20	LG			
T. Sauerbrun	2	73	36.5	0	2	40				S. Landeta	1	46	46.0	0	0	46			
Total	2	73	36.5	0	2	40				Total	1	46	46.0	0	0	46			
PUNT RETURNS										PUNT RETURNS									
	NO	YDS	AVG	FC	LG	TD					NO	YDS	AVG	FC	LG	TD			
S. Smith	0	0	0.0	1	0	0				D. Looker	0	0	0.0	1	0	0			
										M. Furrey	0	0	0.0	1	0	0			
Returns	0	0	0.0	1	0	0				Returns	0	0	0.0	2	0	0			
KICKOFF RETURNS										KICKOFF RETURNS									
	NO	YDS	AVG	FC	LG	TD					NO	YDS	AVG	FC	LG	TD			
R. Smart	5	123	24.6	0	30	0				A. Harris	5	124	24.8	0	33	0			
B. Hoover	1	19	19.0	0	19	0				(TOUCHBACK)	1	0	0.0	0	0	0			
Returns	6	142	23.7	0	30	0				Returns	5	124	24.8	0	33	0			
FUMBLES										FUMBLES									
	Fum	Own Rec.	Yds	TD	FF	Rec.	Yds	TD	Bnds		Fum	Own Rec.	Yds	TD	FF	Rec.	Yds	TD	Bnds
J. Delhomme	1	0	0	0	0	0	0	0	0	L. Little	0	0	0	0	1	0	0	0	0
M. Muhammad	0	1	0	1	0	0	0	0	0										
Total	1	1	0	1	0	0	0	0	0	Total	0	0	0	0	1	0	0	0	0

## FINAL TEAM STATISTICS

TOTAL FIRST DOWNS	24	23	FGs – PATs Had Blocked	0-0	0-0
By Rushing	10	4	Net punting average	36.5	46.0
By Passing	12	17	TOTAL RETURN YARDAGE (Not Including Kickoffs)	15	37
By Penalty	2	2	No. and Yards Punt Returns	0-0	0-0
THIRD DOWN EFFICIENCY	9-17-53%	5-13-38%	No. and Yards Kickoff Returns	6-142	5-124
FOURTH DOWN EFFICIENCY	0-0-0%	1-1-100%	No. and Yards Interception Returns	3-15	1-37
TOTAL NET YARDS	485	380	PENALTIES Number and Yards	13-92	5-33
Total Offensive Plays (inc. times thrown passing)	71	71	FUMBLES Number and Lost	1-0	0-0
Average gain per offensive play	6.8	5.4	TOUCHDOWNS	3	1
NET YARDS RUSHING	216	64	Rushing	1	1
Total Rushing Plays	41	23	Passing	1	0
Average gain per rushing play	5.3	2.8	Fumbles	1	0
Tackles for a loss – number and yards	8-23	1-1	EXTRA POINTS Made-Attempts	2-2	1-1
NET YARDS PASSING	269	316	Kicking Made-Attempts	2-2	0-0
Times thrown – yards lost attempting to pass	3-21	2-16	Passing Made-Attempts	0-0	1-1
Gross yards passing	290	332	FIELD GOALS Made-Attempts	3-5	5-6
PASS ATTEMPTS-COMPLETIONS-HAD INTERCEPTED	27-16-1	46-27-3	RED ZONE EFFICIENCY	2-3-67%	1-5-20%
Average gain per pass play (inc. # thrown passing)	9.0	6.6	GOAL TO GO EFFICIENCY	2-2-100%	1-2-50%
KICKOFFS Number-In End Zone-Touchbacks	6-1-1	7-2-0	SAFETIES	0	0
PUNTS Number and Average	2-36.5	1-46.0	FINAL SCORE	29	23
Had Blocked	0	0	TIME OF POSSESSION	41:06	34:04

## DEFENSIVE STATISTICS (based on coaches' film review)

Player	TT	S	A	S-yds	I-yds	PD	FF	FR	Player	TT	S	A	S-yds	I-yds	PD	FF	FR
M. Minter	13	10	3	0-0	1-1	0	0	0	M. Rucker	3	2	1	0-0	0-0	0	0	0
D. Grant	11	7	4	0-0	1-16	1	0	0	G. Favors	3	2	1	1-6	0-0	0	0	0
R. Howard	8	6	2	0-0	0-0	0	0	0	K. Jenkins	2	2	0	0-0	0-0	0	0	0
R. Manning	8	5	3	0-0	1-0	1	0	0	S. Burton	2	2	0	0-0	0-0	0	0	0
D. Morgan	8	4	4	0-0	0-0	0	0	0	D. Wesley	2	2	0	0-0	0-0	0	0	0
J. Peppers	6	4	2	1-10	0-0	2	0	0	B. Allen	1	1	0	0-0	0-0	0	0	0
B. Buckner	5	4	1	0-0	0-0	1	0	0	Total	81	54	27	2-16	3-15	5	0	0
T. Cousin	5	1	4	0-0	0-0	0	0	0									

POSTSEASON HISTORY

NFC CHAMPIONSHIP

CAROLINA 14 – PHILADELPHIA 3

January 18, 2004

Lincoln Financial Field • Philadelphia, PA

WEATHER: Mostly Cloudy, 33°, Wind WNW 19 mph - ATTENDANCE: 67,862 - TIME: 2:58

In just their ninth season of existence, the Panthers claimed a bid to Super Bowl XXXVIII by defeating the Philadelphia Eagles 14-3 at Lincoln Financial Field in the NFC Championship game. Carolina took advantage of four interceptions, three by rookie cornerback Ricky Manning, to hold the Philadelphia offense to only one field goal.

The first quarter was scoreless as both teams punted twice. Early in the second quarter, a Carolina fumble was recovered by Jermaine Wiggins to gain the first down and allow the Panthers to continue what would be the first scoring drive of the game.

On first-and-10 from the Philadelphia 24-yard line, Delhomme hit wide receiver Muhsin Muhammad in the end zone for the score. A John Kasay PAT kick gave the Panthers a 7-0 lead.

The Eagles answered with a 14-play, 44-yard drive that culminated with a 41-yard field goal by David Akers. The Eagles were driving again in the final two minutes of the half when Manning grabbed his first interception.

On the opening drive of the second half, the Eagles drove to the

Panthers 18-yard line, but Manning again came up with the big play, intercepting Donovan McNabb at the 14-yard line.

A hit by Mike Minter on Eagles wide receiver James Thrash enabled Manning to record his third interception and put the Panthers in position for their final score. With 4:18 remaining in the third quarter, running back DeShaun Foster produced the game's second touchdown, breaking five tackles and reaching over the goal line on a one-yard run.

The Eagles went three-and-out on their final two possessions of the third quarter, and their final threat ended midway through the fourth quarter when backup quarterback Koy Detmer, who replaced an injured McNabb, was intercepted by Dan Morgan at the Carolina 11-yard line to thwart the Eagles final significant scoring opportunity.

Morgan led Carolina with 13 tackles and one interception while Brentson Buckner contributed 1.5 sacks. Running back Stephen Davis added 76 yards on 19 carries as the Panthers rushed for a total of 155 yards.

OFFICIALS

Referee — Bernie Kukar (86) Umpire — Bill Schuster (129) Head Linesman — Mark Baltz (26) Line Judge — Tom Barnes (55) Field Judge — Steve Zimmer (33) Side Judge — Tom Hill (97) Back Judge — Jim Howey (37) Replay — Dean Blandino

STARTING LINEUPS

Carolina Panthers						Philadelphia Eagles					
Offense			Defense			Offense			Defense		
WR	87	M. Muhammad	LDE	90	J. Peppers	WR	87	T. Pinkston	LDE	98	B. Whiting
LT	75	T. Steussie	LDT	99	B. Buckner	LT	72	T. Thomas	LDT	90	C. Simon
LG	78	J. James	RDT	77	K. Jenkins	LG	76	J. Welbourn	RDT	97	D. Walker
C	60	J. Mitchell	RDE	93	M. Rucker	C	63	H. Fraley	RDE	94	N.D. Kalu
RG	65	K. Donnalley	CB	21	T. Cousin	RG	66	B. Williams	WILL	54	N.Wayne
RT	69	J. Gross	MLB	55	D. Morgan	RT	69	J. Runyan	MLB	53	M.Simoneau
TE	86	K. Mangum	WLB	54	W. Witherspoon	TE	89	C. Lewis	SAM	58	Ik. Reese
WR	89	S. Smith	LCB	24	R. Manning	WR	80	J. Thrash	LCB	23	T. Vincent
QB	17	J. Delhomme	RCB	23	R. Howard	RB	34	R. Mahe	RCB	21	B. Taylor
TE	84	J. Wiggins	SS	30	M. Minter	RB	22	D. Staley	SS	32	M. Lewis
RB	48	S. Davis	FS	27	D. Grant	QB	5	D. McNabb	FS	20	B. Dawkins

CAROLINA SUBSTITUTIONS: K 4 J. Kasay, P 10 T. Sauerbrun, RB 20 D. Foster, S 28 C. Branch, CB 29 D. Wesley, RB 32 R. Smart, RB 37 N. Goings, S 40 J. Cooper, FB 45 B. Hoover, LB 50 V. Ciurciu, LB 52 B. Allen, LB 53 G. Favors, LB 56 J. Kyle, LB 57 L. Towns, T 71 M. Willig, G 72 B. Nelson, WR 81 R. Proehl, WR 85 K. Dyson, WR 88 K. Hankton, DE 96 A. Wallace, DE 97 K. Rasmussen, 98 S. Burton. DID NOT PLAY: QB 9 R. Peete. INACTIVE: QB 16 C. Weinke, CB 31 W. Hampton, S 42 T. Tillman, TE 47 M. Battaglia OL 76 T. Reyes, G 79 D. Brzezinski, WR 80 E. Baker, DT 94 K. Morehead.

		1	2	3	4	OT	TOTAL	FIELD GOALS (made( ) & missed)	
VISITOR	Carolina Panthers	0	7	7	0	-	14		
HOME	Philadelphia Eagles	0	3	0	0	-	3	J. Akers (41)	
								SCORE	
Team	Qtr	Clock Time	PLAY DESCRIPTION (Extra Point) (Drive Info)					Visitor	Home
PANTHERS	2	10:12	M. Muhammad 24 yd. pass from J. Delhomme (J. Kasay kick) (8-79, 4:48)					7	0
EAGLES	2	2:56	J. Akers 41 yd. Field Goal (14-44, 7:16)					0	3
PANTHERS	3	4:11	D. Foster 1 yd. run (J. Kasay kick) (4-37, 2:07)					14	3



# POSTSEASON HISTORY

## FINAL INDIVIDUAL STATISTICS

Carolina Panthers										Philadelphia Eagles														
RUSHING	ATT	YDS	AVG	LG	TD					RUSHING	ATT	YDS	AVG	LG	TD									
S. Davis	19	76	4.0	15	0					D. Staley	13	79	6.1	18	0									
D. Foster	14	60	4.3	13	1					C. Buckhalter	11	48	4.4	9	0									
J. Delhomme	4	7	1.8	10	0					D. McNabb	2	10	5.0	7	0									
M. Muhammad	1	5	5.0	5	0																			
R. Smart	1	5	5.0	5	0																			
B. Hoover	1	2	2.0	2	0																			
Total	40	155	3.9	15	1					Total	26	137	5.3	18	0									
PASSING	ATT	CMP	YDS	SK/YD	TD	LG	IN	RTG.																
J. Delhomme	14	9	101	0/0	1	24	0	109.5	PASSING	ATT	CMP	YDS	SK/YD	TD	LG	IN	RTG.							
Total	14	9	101	0/0	1	24	0	109.5	D. McNabb	22	10	100	4/28	0	23	3	19.3							
									K. Detmer	14	7	88	1/8	0	27	1	40.2							
									Total	36	17	188	5/36	0	27	4	23.6							
PASS RECEIVING			NO	YDS	AVG	LG	TD																	
S. Smith			3	26	8.7	15	0	PASS RECEIVING			NO	YDS	AVG	LG	TD									
M. Muhammad			2	39	19.5	24	1	C. Lewis			4	69	17.3	27	0									
S. Davis			1	21	21.0	21	0	F. Mitchell			4	38	9.5	12	0									
B. Hoover			1	6	6.0	6	0	D. Staley			4	33	8.3	19	0									
D. Foster			1	6	6.0	6	0	C. Buckhalter			2	26	13.0	23	0									
N. Goings			1	3	3.0	3	0	L. Smith			1	12	12.0	12	0									
Total			9	101	11.2	24	1	J. Thrash			1	9	9.0	9	0									

POSTSEASON HISTORY

SUPER BOWL XXXVIII

NEW ENGLAND 32 – CAROLINA 29

February 1, 2004  
Reliant Stadium • Houston, TX

WEATHER: Played indoors on grass - ATTENDANCE: 71,525 - TIME: 4:05

In their first Super Bowl, the Carolina Panthers scored 19 fourth-quarter points to tie New England with one minute remaining, but kicker Adam Vinatieri converted a 41-yard field goal to give the Patriots a 32-29 victory for their second Super Bowl victory in three seasons.

The first quarter was scoreless, with help from the Panthers defense who kept New England off the board by blocking one Vinatieri field goal and withstanding another missed attempt.

In the second quarter, a Carolina fumble on the 19-yard line was recovered by defensive tackle Richard Seymour and set up a Tom Brady five-yard touchdown pass to Deion Branch. The touchdown broke the tie with 3:10 remaining in the half.

Quarterback Jake Delhomme led the Panthers on an eight-play, 95-yard drive, the then second longest drive in Super Bowl history, that culminated with a Delhomme-to-Steve Smith touchdown pass from 39 yards out.

Brady completed four of six passes for 78 yards, and with 23 seconds remaining in the half, hit wide receiver David Givens with another five-yard touchdown pass to put the Patriots back in front, 14-7.

Kris Mangum returned a kickoff to the Panthers 47-yard line and after a 12-yard run by Stephen Davis, the Panthers called timeout with five seconds left. John Kasay booted a 50-yard field goal as the first half expired to make it 14-10.

On the second play of the fourth quarter, Patriots running back Antowain Smith scored on a two-yard run that extended the New England lead to 21-10.

DeShaun Foster finished a six-play, 81-yard Panther drive with a 33-yard touchdown run, the then fourth-longest run in Super Bowl history. Carolina missed on their two-point attempt and the score was 21-16.

New England drove down the field and threatened to extend their lead once again, but Reggie Howard intercepted Brady's pass in the end zone and returned it to the 10-yard line.

Three plays later, Delhomme hit Muhsin Muhammad for an 85-yard touchdown, giving the Panthers their first lead with 7:06 remaining in the game. The Panthers missed on another two-point attempt, keeping the score 22-21.

The scoring continued as the Patriots drove 68 yards in 11 plays, ending with a Mike Vrabel touchdown. New England converted their two-point attempt and led 29-22 with 2:55 remaining.

Delhomme then drove his team 80 yards on just seven plays, hitting Ricky Proehl across the middle for a 12-yard touchdown that tied the game with 1:13 remaining. However, Brady mounted one last scoring drive to set up Vinatieri at the Carolina 34-yard line for the winning kick.

OFFICIALS

Referee — Ed Hochuli (85) Umpire — Jeff Rice (28) Head Linesman — Mark Hittner (28) Line Judge — Ben Montgomery (117)  
Field Judge — Tom Sifferman (118) Side Judge — Laird Hayes (125) Back Judge — Scott Green (19) Replay — Larry Hill

STARTING LINEUPS

Carolina Panthers						New England Patriots					
Offense			Defense			Offense			Defense		
WR	87	M. Muhammad	LDE	90	J. Peppers	WR	83	D. Branch	LE	91	B. Hamilton
LT	75	T. Steussie	LDT	99	B. Buckner	LT	72	M. Light	NT	92	T. Washington
LG	78	J. James	RDT	77	K. Jenkins	LG	71	R. Hochstein	RE	93	R. Seymour
C	60	J. Mitchell	RDE	93	M. Rucker	C	67	D. Koppen	OLB	55	W. McGinest
RG	65	K. Donnalley	SLB	53	G. Favors	RG	63	J. Andruzzi	ILB	54	T. Bruschi
RT	69	J. Gross	MLB	55	D. Morgan	RT	68	T. Ashworth	ILB	95	R. Phifer
TE	84	J. Wiggins	WLB	54	W. Witherspoon	TE	82	D. Graham	OLB	50	M. Vrabel
WR	89	S. Smith	LCB	24	R. Manning	WR	80	T. Brown	LCB	24	T. Law
QB	17	J. Delhomme	RCB	23	R. Howard	QB	12	T. Brady	RCB	38	T. Poole
FB	45	B. Hoover	SS	30	M. Minter	FB	32	A. Smith	S	26	E. Wilson
RB	48	S. Davis	FS	27	D. Grant	RB	31	L. Centers	S	37	R. Harrison

CAROLINA SUBSTITUTIONS: K 4 J. Kasay, P 10 T. Sauerbrun, RB 20 D. Foster, CB 21 T. Cousin, S 28 C. Branch, CB 29 D. Wesley, RB 32 R. Smart, RB 37 N. Goings, S 40 J. Cooper, LB 50 V. Curcui, LB 52 B. Allen, LB 56 J. Kyle, LB 57 L. Towns, T 71 M. Willig, G 72 B. Nelson, WR 81 R. Proehl, WR 85 K. Dyson, TE 86 K. Mangum, WR 88 K. Hankton, DE 96 A. Wallace, DE 97 K. Rasmussen, 98 S. Burton. DID NOT PLAY: QB 9 R. Peete. INACTIVE: QB 16 C. Weinke, CB 31 W. Hampton, S 42 T. Tillman, TE 47 M. Battaglia OL 76 T. Reyes, G 79 D. Brzezinski, WR 80 E. Baker, DT 94 K. Morehead.

		1	2	3	4	OT	TOTAL	FIELD GOALS (made( ) & missed)	
VISITOR	Carolina Panthers	0	10	0	19	-	29	J. Kasay (50)	
HOME	New England Patriots	0	14	0	18	-	32	A. Vinatieri 31WR 36B (41)	
Team	Qtr	Clock Time	PLAY DESCRIPTION (Extra Point) (Drive Info)	SCORE					
				Visitor	Home				
PATRIOTS	2	3:05	D. Branch 5 yd. pass from T. Brady (A. Vinatieri kick) (4-20, 2:10)	0	7				
PANTHERS	2	1:07	S. Smith 39 yd. pass from J. Delhomme (J. Kasay kick) (8-95, 1:58)	7	7				
PATRIOTS	2	0:18	D. Givens 5 yd. pass from T. Brady (A. Vinatieri kick) (6-78, 0:49)	7	14				
PANTHERS	2	0:00	J. Kasay 50 yd. Field Goal (2-21, 0:18)	10	14				
PATRIOTS	4	14:49	A. Smith 2 yd. run (A. Vinatieri kick) (8-71, 4:08)	10	21				
PANTHERS	4	12:39	D. Foster 33 yd. run (pass failed) (6-81, 2:10)	16	21				
PANTHERS	4	6:53	M. Muhammad 85 yd. pass from J. Delhomme (pass failed) (3-90, 0:45)	22	21				
PATRIOTS	4	2:51	M. Vrabel 1 yd. pass from T. Brady (K. Faulk run) (11-68, 4:02)	22	29				
PANTHERS	4	1:08	R. Proehl 12 yd. pass from J. Delhomme (J. Kasay kick) (7-80, 1:43)	29	29				
PATRIOTS	4	0:04	A. Vinatieri 41 yd. Field Goal (6-37, 1:04)	29	32				

# POSTSEASON HISTORY

## FINAL INDIVIDUAL STATISTICS

Carolina Panthers										New England Patriots									
RUSHING	ATT	YDS	AVG	LG	TD					RUSHING	ATT	YDS	AVG	LG	TD				
S. Davis	13	49	3.8	21	0					A. Smith	26	83	3.2	9	1				
D. Foster	3	43	14.3	33t	1					K. Faulk	6	42	7.0	23	0				
										T. Brady	2	12	6.0	12	0				
										T. Brown	1	-10	-10.0	-10	0				
Total	16	92	5.8	33t	1					Total	35	127	3.6	23	1				
PASSING	ATT	CMP	YDS	SK/YD	TD	LG	IN	RTG.		PASSING	ATT	CMP	YDS	SK/YD	TD	LG	IN	RTG.	
J. Delhomme	33	16	323	4/28	3	85t	0	113.6		T. Brady	48	32	354	0/0	3	52	1	100.5	
Total	33	16	323	4/28	3	85t	0	113.6		Total	48	32	354	0/0	3	52	1	100.5	
PASS RECEIVING			NO	YDS	AVG	LG	TD												
M. Muhammad			4	140	35.0	85t	1												
S. Smith			4	80	20.0	39t	1												
R. Proehl			4	71	17.8	31	1												
J. Wiggins			2	21	10.5	15	0												
D. Foster			1	9	9.0	9	0												
K. Mangum			1	3	3.0	3	0												
Total			16	323	20.2	85t	3												

## FINAL TEAM STATISTICS

	VISITOR		HOME			VISITOR		HOME	
	PANTHERS		PATRIOTS			PANTHERS		PATRIOTS	
TOTAL FIRST DOWNS	17	29	FGs – PATs Had Blocked	0-0	1-0				
By Rushing	3	7	Net punting average	38.3	34.2				
By Passing	12	19	TOTAL RETURN YARDAGE (Not Including Kickoffs)	14	42				
By Penalty	2	3	No. and Yards Punt Returns	1-2	5-42				
THIRD DOWN EFFICIENCY	4-12-33%	8-17-47%	No. and Yards Kickoff Returns	6-116	4-78				
FOURTH DOWN EFFICIENCY	0-0-0%	1-1-100%	No. and Yards Interception Returns	1-12	0-0				
TOTAL NET YARDS	387	481	PENALTIES Number and Yards	12-73	8-60				
Total Offensive Plays (inc. times thrown passing)	53	83	FUMBLES Number and Lost	1-1	1-0				
Average gain per offensive play	7.3	5.8	TOUCHDOWNS	4	4				
NET YARDS RUSHING	92	127	Rushing	1	1				
Total Rushing Plays	16	35	Passing	3	3				
Average gain per rushing play	5.8	3.6	EXTRA POINTS Made-Attempts	2-4	4-4				
Tackles for a loss – number and yards	2-4	2-13	Kicking Made-Attempts	2-2	3-3				
NET YARDS PASSING	295	354	Passing Made-Attempts	0-2	0-0				
Times thrown – yards lost attempting to pass	4-28	0-0	FIELD GOALS Made-Attempts	1-1	1-3				
Gross yards passing	323	354	RED ZONE EFFICIENCY	1-1-100%	4-7-57%				
PASS ATTEMPTS-COMPLETIONS-HAD INTERCEPTED	33-16-0	48-32-1	GOAL TO GO EFFICIENCY	0-0-0%	3-4-75%				
Average gain per pass play (inc. # thrown passing)	8.0	7.4	SAFETIES	0	0				
KICKOFFS Number-In End Zone-Touchbacks	5-0-0	6-3-0	FINAL SCORE	29	32				
PUNTS Number and Average	7-44.3	5-34.6	TIME OF POSSESSION	21:02	38:58				
Had Blocked	0	0							

## DEFENSIVE STATISTICS (based on coaches' film review)

Player	TT	S	A	S-yds	I-yds	PD	FF	FR	Player	TT	S	A	S-yds	I-yds	PD	FF	FR
D. Morgan	25	15	10	0-0	0-0	0	0	0	A. Wallace	4	2	2	0-0	0-0	0	0	0
M. Minter	18	10	8	0-0	0-0	1	0	0	S. Burton	3	1	2	0-0	0-0	0	0	0
W. Witherspoon	16	6	10	0-0	0-0	0	0	0	R. Howard	6	6	0	0-0	1-12	0	0	0
D. Grant	8	5	3	0-0	0-0	1	0	0	M. Rucker	1	1	0	0-0	0-0	0	0	0
T. Cousin	7	4	3	0-0	0-0	2	0	0	B. Buckner	4	2	2	0-0	0-0	0	0	0
R. Manning	6	3	3	0-0	0-0	0	0	0	J. Peppers	5	2	3	0-0	0-0	0	0	0
G. Favors	6	1	5	0-0	0-0	0	0	0	K. Jenkins	4	3	1	0-0	0-0	0	0	0
B. Buckner	4	2	2	0-0	0-0	0	0	0	Total	113	61	52	0-0	1-12	4	0	0

POSTSEASON HISTORY

NFC WILD CARD PLAYOFFS

CAROLINA 23 – NEW YORK GIANTS 0

January 8, 2006  
Giants Stadium • East Rutherford, NJ

WEATHER: Sunny, 44°; Wind NW 6 mph - ATTENDANCE: 79,378 - TIME: 2:39

Carolina's defense held a New York Giants offense that ranked third in the NFL in points per game scoreless en route to notching the third shutout in team history with a 23-0 victory over the Giants in the NFC Wild Card game. Carolina became the first team to register a shutout on the road in the playoffs since 1980 when the Los Angeles Rams posted a 9-0 victory at Tampa Bay (01/05/80) in the 1979 NFC Championship. The Panthers forced five sacks and five turnovers, converting four of them into 16 points. The defense yielded a season-low 132 total net yards to New York, who ranked fourth in the NFL in total offense during

the regular season with an average of 361.7 yards per game. Running back DeShaun Foster rushed for 151 yards to help the Panthers accumulate 223 yards rushing on 45 attempts and maintain possession for 42:45. The time of possession was the highest in team history for any game, bettering the previous record of 41:51 at New Orleans (12/05/04). The team's rushing attempts tied for the most in team history and the rushing yards equalled the second-highest total. Safety Marlon McCree matched his career high with two interceptions.

OFFICIALS

Referee — Bill Leavy (127) Umpire — Richard Hall (49) Head Linesman — Mark Baltz (26) Line Judge — Charles Stewart (62)  
Field Judge — Rob Vernatchi (75) Side Judge — Don Carlsen (39) Back Judge — Kirk Doman (6) Replay — Bob Mantooth

STARTING LINEUPS

Carolina Panthers						New York Giants					
Offense			Defense			Offense			Defense		
WR	89	S. Smith	LDE	90	J. Peppers	WR	17	P. Burress	LE	92	M. Strahan
LT	70	T. Wharton	LDT	99	B. Buckner	LT	77	L. Pettigout	LT	70	K. Clancy
LG	68	M. Wahle	RDT	67	J. Carstens	LG	66	D. Diehl	RT	94	W. Joseph
C	60	J. Mitchell	RDE	93	M. Rucker	C	60	S. O'Hara	RE	72	O. Umenyiora
RG	76	T. Reyes	SLB	55	D. Morgan	RG	76	C. Snee	SLB	59	A. Jackson
RT	69	J. Gross	WLB	54	W. Witherspoon	RT	67	K. McKenzie	MLB	44	K. Lewis
TE	84	M. Gaines	LCB	20	C. Gamble	TE	80	J. Shockey	WLB	54	N. Greisen
WR	83	K. Colbert	RCB	23	K. Lucas	WR	81	A. Toomer	LCB	25	W. Allen
QB	17	J. Delhomme	CB	24	R. Manning	WR	85	D. Tyree	RCB	23	C. Webster
FB	45	B. Hoover	SS	27	M. McCree	QB	10	E. Manning	SS	28	G. Wilson
RB	26	D. Foster	FS	30	M. Minter	RB	21	T. Barber	FS	26	B. Alexander

CAROLINA SUBSTITUTIONS: K 4 J.Kasay, P 7 J.Baker, QB16 C.Weinke, WR 18 D.Carter, CB 21 D.Wesley, RB 22 J.Robertson, RB 32 R.Smart, RB 37 N.Goings, S 47 T.Davis, LB 50 V.Ciurciu, LB 52 C.Draft, LB 53 B. Short, LB 56 J.Kyle, LB 57 S.Tufts, C 63 G.Hangartner, T 78 T.Fordham, WR 81 R.Proehl, TE 82 M.Seidman, TE 86 K.Mangum, WR 88 K.Hankton, DT 94 K.Moorehead, DE 96 Al Wallace, DE 97 K.Rasmussen INACTIVE: 3QB 3 S.LeFors, WR 5 E. Hill, CB 38 G. Wilds, FB 49 C. Cramer, T 61 D.Kadela, G 71 E.Mathis, DE 92 J.Haye, DT 98 A.Ellison

		1	2	3	4	OT	TOTAL	FIELD GOALS (made( ) & missed)	
VISITOR	Carolina Panthers	0	10	7	6	-	23	J. Kasay	(31) (45) (18)
HOME	New York Giants	0	0	0	0	-	0		
Team	Qtr	Clock Time	PLAY DESCRIPTION (Extra Point) (Drive Info)					SCORE	
								Visitor	Home
PANTHERS	2	9:41	S.Smith 22 yd. pass from J.Delhomme (J.Kasay kick) (12-77, 7:46)					7	0
PANTHERS	2	0:30	J.Kasay 31 yd. Field Goal (4-2, 0:58)					10	0
PANTHERS	3	6:57	S.Smith 12 yd. run (J.Kasay kick) (1-12, 0:06)					17	0
PANTHERS	4	13:33	J.Kasay 45 yd. Field Goal (10-55, 6:07)					20	0
PANTHERS	4	2:40	J.Kasay 18 yd. Field Goal (14-55, 8:55)					23	0

# POSTSEASON HISTORY

## FINAL INDIVIDUAL STATISTICS

Carolina Panthers										New York Giants									
RUSHING										RUSHING									
	ATT	YDS	AVG	LG	TD						ATT	YDS	AVG	LG	TD				
D.Foster	27	151	5.6	31	0					T.Barber	13	41	3.2	9	0				
N.Goings	12	63	5.3	18	0														
S.Smith	1	12	12.0	12	1														
B.Hoover	2	0	0.0	0	0														
C.Weinke	3	-3	-1.0	-1	0														
Total	45	223	5.0	31	1					Total	13	41	3.2	9	0				
PASSING										PASSING									
	ATT	CMP	YDS	SK/YD	TD	LG	IN	Rtg.			ATT	CMP	YDS	SK/YD	TD	LG	IN	Rtg.	
J.Delhomme	22	15	140	3/19	1	25	0	100.6		E.Manning	18	10	113	4/22	0	25	3	35.0	
N.Goings	0	0	0	1/9	0	0	0	0.0											
Total	22	15	140	4/28	1	25	0	100.6		Total	18	10	113	4/22	0	25	3	35.0	
PASS RECEIVING										PASS RECEIVING									
	NO	YDS	AVG	LG	TD						NO	YDS	AVG	LG	TD				
S.Smith	10	84	8.4	22	1					J.Shockey	3	50	16.7	25	0				
K.Colbert	2	31	15.5	25	0					A.Toomer	3	31	10.3	13	0				
M.Mangum	1	11	11.0	11	0					T.Barber	3	28	9.3	17	0				
N.Goings	1	10	10.0	10	0					V.Shiancoe	1	4	4.0	4	0				
D.Foster	1	4	4.0	4	0														
Total	15	140	9.3	25	1					Total	10	113	11.3	25	0				
INTERCEPTIONS										INTERCEPTIONS									
	NO	YDS	AVG	LG	TD						NO	YDS	AVG	LG	TD				
M.McCree	2	-9	-4.5	1	0														
K.Lucas	1	14	14.0	14	0														
Total	3	5	1.7	14	0					Total	0	0	0.0	0	0				
PUNTING										PUNTING									
	NO	YDS	AVG	TB	IN20	LG					NO	YDS	AVG	TB	IN20	LG			
J.Baker	4	151	37.8	1	2	42				J.Feagles	4	155	38.8	1	2	49			
Total	4	151	37.8	1	2	42				Total	4	155	38.8	1	2	49			
PUNT RETURNS										PUNT RETURNS									
	NO	YDS	AVG	FC	LG	TD					NO	YDS	AVG	FC	LG	TD			
(DOWNED)	1	0	0.0	0	0	0				C.Morton	1	5	5.0	0	5	0			
(OUT OF BOUNDS)	2	0	0.0	0	0	0				G.Wilson	1	0	0.0	0	0	0			
(TOUCHBACK)	1	0	0.0	0	0	0				(DOWNED)	1	0	0.0	0	0	0			
Returns	0	0	0.0	0	0	0				(TOUCHBACK)	1	0	0.0	0	0	0			
										Returns	2	5	2.5	0	5	0			
KICKOFF RETURNS										KICKOFF RETURNS									
	NO	YDS	AVG	FC	LG	TD					NO	YDS	AVG	FC	LG	TD			
J.Robertson	1	17	17.0	0	17	0				C.Morton	6	122	20.3	0	28	0			
Returns	1	17	17.0	0	17	0				Returns	6	122	20.3	0	28	0			
FUMBLES										FUMBLES									
	Fum	Own Rec.	Yds	TD	FF	Opp. Rec.	Yds	TD	Out Bnds		Fum	Own Rec.	Yds	TD	FF	Opp. Rec.	Yds	TD	Out Bnds
J.Delhomme	1	0	0	0	0	0	0	0	0		E.Manning	1	0	0	0	0	0	0	0
T.Wharton	0	1	0	0	0	0	0	0	0		G.Wilson	1	0	0	0	0	0	0	0
W.Witherspoon	0	0	0	0	1	0	0	0	0		O.Umenyiora	0	0	0	1	0	0	0	0
M.Rucker	0	0	0	0	0	1	0	0	0										
D.Wesley	0	0	0	0	0	1	0	0	0										
Total	1	1	0	0	1	2	0	0	0		Total	2	0	0	1	0	0	0	0

## FINAL TEAM STATISTICS

VISITOR PANTHERS										HOME GIANTS									
TOTAL FIRST DOWNS										FGs - PATs Had Blocked									
By Rushing	23									Net Punting Average	0-0								
By Passing	13										31.5								
By Penalty	9									TOTAL RETURN YARDAGE (Not Including Kickoffs)	5								
	1									No. and Yards Punt Returns	0-0								
THIRD DOWN EFFICIENCY	7-15-47%									No. and Yards Kickoff Returns	1-17								
FOURTH DOWN EFFICIENCY	0-0-0%									No. and Yards Interception Returns	3-5								
TOTAL NET YARDS	335									PENALTIES Number and Yards	7-52								
Total Offensive Plays (inc. times thrown passing)	71									FUMBLES Number and Lost	1-0								
Average gain per offensive play	4.7									TOUCHDOWNS	2								
NET YARDS RUSHING	223									Rushing	1								
Total Rushing Plays	45									Passing	1								
Average gain per rushing play	5.0									EXTRA POINTS Made-Attempts	2-2								
Tackles for a loss-number and yards	3-6									Kicking Made-Attempts	2-2								
NET YARDS PASSING	112									FIELD GOALS Made-Attempts	3-3								
Times thrown - yards lost attempting to pass	4-28									RED ZONE EFFICIENCY	1-4-25%								
Gross yards passing	140									GOAL TO GO EFFICIENCY	0-1-0%								
PASS ATTEMPTS-COMPLETIONS-HAD INTERCEPTED	22-15-0									SAFETIES	0								
Avg gain per pass play (inc.# thrown passing)	4.3									FINAL SCORE	23								
KICKOFFS Number-In End Zone-Touchbacks	6-0-0									TIME OF POSSESSION	42:45								
PUNTS Number and Average	4-37.8										17:15								
Had Blocked	0																		

## DEFENSIVE STATISTICS (based on coaches' film review)

Player	TT	S	A	S-yds	I-yds	PD	FF	FR	Player	TT	S	A	S-yds	I-yds	PD	FF	FR
M. McCree	6	4	2	0	2-(-9)	0	0	0	J. Carstens	2	1	1	1-6	0	0	0	0
W. Witherspoon	5	3	2	1-5	0	0	1	0	R. Manning	2	1	1	0	0	0	0	0
C. Gamble	5	2	3	0	0	0	0	0	J. Peppers	2	2	0	1-9	0	1	0	0
M. Minter	4	1	3	0	0	0	0	0	T. Davis	1	1	0	1-7	0	0	0	0
B. Short	4	1	3	0	0	0	0	0	M. Rucker	1	0	1	0	0	1	0	1
D. Morgan	3	0	3	0	0	0	0	0	Total	37	17	20	4-25	3-5	2	1	1
K. Lucas	2	1	1	0	1-14	0	0	0									

# POSTSEASON HISTORY

## NFC DIVISIONAL PLAYOFFS

### CAROLINA 29 – CHICAGO 21

January 15, 2006  
Soldier Field • Chicago, IL

WEATHER: Partly Cloudy, 40°, Wind SE 15 mph - ATTENDANCE: 62,209 - TIME: 3:23

Carolina totaled 434 yards against the NFL's second-ranked defense in a 29-21 victory over the Chicago Bears in the NFC Divisional Playoffs. The contest marked the Panthers fourth consecutive postseason road victory to equal the NFL record for the most consecutive road postseason victories, previously accomplished by Dallas from 1975-81. The Panthers became the fourth team since 1990 to win an NFC Divisional Playoff game on the road. Carolina allowed one sack against the Bears after allowing a season-high eight in their regular season contest at Chicago (11/20/05) and scored 29 points against a Bears defense that allowed a League-low 12.9 points per game during the regular season and a total of 61 points at home during

the regular season. Wide receiver Steve Smith amassed 218 yards receiving, the most in team history and fourth-highest total in a playoff game in NFL history, and two touchdowns on 12 receptions, which tied for the second-most catches in NFL postseason history. Quarterback Jake Delhomme registered his second career 300-yard passing effort in the playoffs and his fifth postseason game with a passer rating of 100 or more. The Panthers' defense yielded only 3-of-13 third down conversions against the Bears. With the victory, head coach John Fox became just the fifth head coach in NFL history to record at least four postseason road wins.

#### OFFICIALS

Referee — Walt Coleman (65) Umpire — Roy Ellison (81) Head Linesman — Ron Phares (10) Line Judge — Michael Spanier (90)  
Field Judge — Steve Zimmer (33) Side Judge — David Wyant (16) Back Judge — Richard Reels (83) Replay — Bob McGrath & Dean

#### STARTING LINEUPS

Carolina Panthers						Chicago Bears					
Offense			Defense			Offense			Defense		
WR	89	S. Smith	LDE	90	J. Peppers	WR	87	M. Muhammad	LE	93	A. Ogunleye
LT	70	T. Wharton	LDT	99	B. Buckner	LT	76	J. Tait	DT	91	T. Harris
LG	68	M. Wahle	RDT	67	J. Carstens	LG	74	R. Brown	NT	95	I. Scott
C	60	J. Mitchell	RDE	93	M. Rucker	C	57	O. Kreutz	RE	96	A. Brown
RG	76	T. Reyes	SLB	53	B. Short	RG	63	R. Garza	SLB	92	H. Hillenmeyer
RT	69	J. Gross	MLB	55	D. Morgan	RT	69	F. Miller	MLB	54	B. Urlacher
TE	84	M. Gaines	WLB	54	W. Witherspoon	TE	88	D. Clark	WLB	55	L. Briggs
WR	83	K. Colbert	LCB	20	C. Gamble	WR	12	J. Gage	LCB	33	C. Tillman
QB	17	J. Delhomme	RCB	23	K. Lucas	QB	8	R. Grossman	RCB	31	N. Vasher
FB	45	B. Hoover	SS	27	M. McCree	RB	20	T. Jones	SS	46	C. Harris
RB	26	D. Foster	FS	30	M. Minter	FB	37	J. McKie	FS	30	M. Brown

CAROLINA SUBSTITUTIONS: K 4 J.Kasay, P 7 J.Baker, WR 18 D.Carter, CB 21 D.Wesley, RB 22 J.Robertson, CB 24 R. Manning, RB 32 R.Smart, RB 37 N.Goings, S 47 T.Davis, LB 50 V.Ciurciu, LB 52 C.Draft, LB 56 J.Kyle, LB 57 S.Tufts, C 63 G.Hangartner, T 78 T.Fordham, WR 81 R.Proehl, TE 82 M.Seidman, TE 86 K.Mangum, WR 88 K.Hankton, DT 94 K.Moorehead, DE 96 Al Wallace, DE 97 K.Rasmussen **DID NOT PLAY:** QB16 C.Weinke. **INACTIVE:** 3QB 3 S.Lefors, WR 5 E. Hill, CB 38 G. Wilds, FB 49 C. Cramer, T 61 D.Kadela, G 71 E.Mathis, DE 92 J.Haye, DT 98 A.Ellison

		1	2	3	4	OT	TOTAL	FIELD GOALS (made( ) & missed)	
VISITOR	Carolina Panthers	7	9	7	6	-	29	J. Kasay	(20) (38) (37)
HOME	Chicago Bears	0	7	7	7	-	21		
								SCORE	
Team	Qtr	Clock Time	PLAY DESCRIPTION (Extra Point) (Drive Info)					Visitor	Home
PANTHERS	1	14:05	S.Smith 58 yd. pass from J.Delhomme (J.Kasay kick) (2-60, 0:55)					7	0
PANTHERS	2	14:57	J.Kasay 20 yd. Field Goal (10-62, 4:01)					10	0
PANTHERS	2	6:26	J.Kasay 38 yd. Field Goal (8-40, 4:26)					13	0
BEARS	2	1:57	A.Peterson 1 yd. run (R.Gould kick) (9-67, 4:29)					13	7
PANTHERS	2	0:00	J.Kasay 37 yd. Field Goal (8-51, 1:57)					16	7
BEARS	3	11:21	D.Clark 1 yd. pass from R.Grossman (R.Gould kick) (8-68, 3:39)					16	14
PANTHERS	3	2:07	S.Smith 39 yd. pass from J.Delhomme (J.Kasay kick) (5-56, 3:24)					23	14
BEARS	4	12:23	J.McKie 3 yd. run (R.Gould kick) (11-66, 4:44)					23	21
PANTHERS	4	8:04	K.Mangum 1 yd. pass from J.Delhomme (kick failed, hru) (7-62, 4:19)					29	21

# POSTSEASON HISTORY

## FINAL INDIVIDUAL STATISTICS

Carolina Panthers										Chicago Bears									
RUSHING										RUSHING									
	ATT	YDS	AVG	LG	TD						ATT	YDS	AVG	LG	TD				
D.Foster	16	54	3.4	17	0					T.Jones	20	80	4.0	24	0				
N.Goings	10	34	3.4	10	0					A.Peterson	5	9	1.8	5	1				
S.Smith	3	26	8.7	22	0					R.Grossman	1	5	5.0	5	0				
J.Delhomme	2	9	4.5	9	0					J.McKie	1	3	3.0	3	1				
Total	31	123	4.0	22	0					Total	27	97	3.6	24	2				
PASSING										PASSING									
	ATT	CMP	YDS	SK/YD	TD	LG	IN	Rtg.			ATT	CMP	YDS	SK/YD	TD	LG	IN	Rtg.	
J.Delhomme	33	24	319	1/8	3	58t	1	120.6		R.Grossman	41	17	192	1/7	1	27	1	54.1	
Total	33	24	319	1/8	3	58t	1	120.6		Total	41	17	192	1/7	1	27	1	54.1	
PASS RECEIVING										PASS RECEIVING									
	NO	YDS	AVG	LG	TD						NO	YDS	AVG	LG	TD				
S.Smith	12	218	18.2	58t	2					B.Berrian	5	68	13.6	17	0				
R.Proehl	3	28	9.3	11	0					M.Muhammad	3	58	19.3	24	0				
D.Carter	2	43	21.5	29	0					T.Jones	3	30	10.0	27	0				
B.Hoover	2	13	6.5	7	0					J.Gage	3	28	9.3	24	0				
N.Goings	1	14	14.0	14	0					D.Clark	2	5	2.5	4	1				
K.Coltbert	1	9	9.0	9	0					A.Peterson	1	3	3.0	3	0				
D.Foster	1	3	3.0	3	0														
K.Mangum	1	1	1.0	1t	1														
J.Robertson	1	-10	-10.0	-1t	0														
Total	24	319	13.3	58t	3					Total	17	192	11.3	27	1				
INTERCEPTIONS										INTERCEPTIONS									
	NO	YDS	AVG	LG	TD						NO	YDS	AVG	LG	TD				
K.Lucas	1	1	1.0	1	0					B.Urfacher	1	20	20.0	20	0				
Total	1	1	1.0	1	0					Total	1	20	20.0	20	0				
PUNTING										PUNTING									
	NO	YDS	AVG	LG	IN20	LG					NO	YDS	AVG	TB	IN20	LG			
J.Baker	5	206	41.2	1	3	47				B.Maynard	7	246	35.1	0	0	54			
Total	5	206	41.2	1	3	47				Total	7	246	35.1	0	0	54			
PUNT RETURNS										PUNT RETURNS									
	NO	YDS	AVG	FC	LG	TD					NO	YDS	AVG	FC	LG	TD			
S.Smith	2	-1	-0.5	0	0	0				N.Vasher	2	1	0.5	0	6	0			
(DOWNED)	3	0	0.0	0	0	0				(DOWNED)	2	0	0.0	0	0	0			
(OUT OF BOUNDS)	2	0	0.0	0	0	0				(TOUCHBACK)	1	0	0.0	0	0	0			
Returns	2	-1	-0.5	0	0	0				Returns	2	1	0.5	0	6	0			
KICKOFF RETURNS										KICKOFF RETURNS									
	NO	YDS	AVG	FC	LG	TD					NO	YDS	AVG	FC	LG	TD			
J.Robertson	4	100	25.0	0	34	0				R.Davis	5	115	23.0	0	31	0			
Returns	4	100	25.0	0	34	0				A.Peterson	1	17	17.0	0	17	0			
										Returns	6	132	22.0	0	31	0			
FUMBLES										FUMBLES									
	Fum	Own Rec.	Yds	TD	FF	Opp. Rec.	Yds	TD	Out Bnds		Fum	Own Rec.	Yds	TD	FF	Opp. Rec.	Yds	TD	Out Bnds
J.Delhomme	2	1	0	0	0	0	0	0	0	C.Harris	0	0	0	1	0	0	0	0	0
D.Foster	1	1	0	0	0	0	0	0	0	A.Ogunleye	0	0	0	1	0	0	0	0	0
T.Wharton	0	1	0	0	0	0	0	0	0										
Total	3	3	0	0	0	0	0	0	0	Total	0	0	0	2	0	0	0	0	0

## FINAL TEAM STATISTICS

	VISITOR PANTHERS					HOME BEARS						VISITOR PANTHERS					HOME BEARS				
TOTAL FIRST DOWNS	21					23					FGs -PATs Had Blocked	0-0					0-0				
By Rushing	6					6					Net Punting Average	37.0					35.3				
By Passing	14					11					TOTAL RETURN YARDAGE (Not Including Kickoffs)	0					21				
By Penalty	1					6					No. and Yards Punt Returns	2-1					2-1				
THIRD DOWN EFFICIENCY	5-12-42%					3-13-23%					No. and Yards Kickoff Returns	4-100					6-132				
FOURTH DOWN EFFICIENCY	0-0-0%					1-2-50%					No. and Yards Interception Returns	1-1					1-20				
TOTAL NET YARDS	434					282					PENALTIES Number and Yards	9-50					4-19				
Total Offensive Plays (inc. times thrown passing)	65					69					FUMBLES Number and Lost	3-0					0-0				
Average gain per offensive play	6.7					4.1					TOUCHDOWNS	3					3				
NET YARDS RUSHING	123					97					Rushing	0					2				
Total Rushing Plays	31					27					Passing	3					1				
Average gain per rushing play	4.0					3.6					EXTRA POINTS Made-Attempts	2-3					3-3				
Tackles for a loss-number and yards	6-12					2-7					Kicking Made-Attempts	2-3					3-3				
NET YARDS PASSING	311					185					FIELD GOALS Made-Attempts	3-3					0-0				
Times thrown - yards lost attempting to pass	1-8					1-7					RED ZONE EFFICIENCY	1-3-33%					3-3-100%				
Gross yards passing	319					192					GOAL TO GO EFFICIENCY	1-2-50%					3-3-100%				
PASS ATTEMPTS-COMPLETIONS-HAD INTERCEPTED	33-24-1					41-17-1					SAFETIES	0					0				
Avg gain per pass play (inc.# thrown passing)	9.1					4.4					FINAL SCORE	29					21				
KICKOFFS Number-In End Zone-Touchbacks	6-1-0					4-0-0					TIME OF POSSESSION	33:25					26:35				
PUNTS Number and Average	5-41.2					7-35.1															
Had Blocked	0					0															

## DEFENSIVE STATISTICS (based on coaches' film review)

Player	TT	S	A	S-yds	I-yds	PD	FF	FR	Player	TT	S	A	S-yds	I-yds	PD	FF	FR
D. Morgan	9	2	7	0	0	1	0	0	M. Rucker	3	2	1	0	0	1	0	0
K. Lucas	6	4	2	0	1-1	3	0	0	T. Davis	2	2	0	0	0	0	0	0
C. Gamble	6	4	2	0	0	3	0	0	A. Wallace	2	0	2	0	0	1	0	0
M. Minter	6	2	4	0	0	0	0	0	J. Carstens	1	1	0	1-7	0	0	0	0
W. Witherspoon	5	3	2	0	0	2	0	0	K. Rasmussen	1	1	0	0	0	0	0	0
M. McCree	4	2	2	0	0	1	0	0	B. Buckner	1	0	1	0	0	1	0	0
B. Short	4	2	2	0	0	1	0	0	K. Moorehead	1	0	1	0	0	0	0	0
J. Peppers	4	4	0	0	0	1	0	0	Total	55	29	26	1-7	1-1	13	1	0

POSTSEASON HISTORY

NFC CHAMPIONSHIP

SEATTLE 34 – CAROLINA 14

January 22, 2006  
Qwest Field • Seattle, WA

WEATHER: Overcast, 48°, Wind S 14 mph - ATTENDANCE: 67,837 - TIME: 3:09

Seattle's defense forced four turnovers and held the Panthers to 212 total yards in a 34-14 victory in the 2005 NFC Championship Game. Carolina was limited to 36 yards by the Seahawks fifth-ranked rushing defense and converted only one-of-nine third down opportunities. Interceptions on consecutive Carolina possessions enabled Seattle to transform a 7-0 lead into a 17-0 advantage in the second quarter. Wide receiver Steve Smith established an NFL record for the most catches in a postseason

with 27, surpassing the previous mark of 23 set by Anthony Carter with Minnesota in the 1987 postseason. Smith's 59-yard punt return for a touchdown enabled him to become the first player in NFL history to score a touchdown on a run, pass and punt return in the same postseason. Running back Nick Goings, who started in place of the injured DeShaun Foster, was shaken up in the first quarter and did not return to the game.

OFFICIALS

Referee — Ed Hochuli (85) Umpire — Carl Paganelli (124) Head Linesman — Tom Stabile (24) Line Judge — Byron Boston (18)  
Field Judge — Buddy Horton (82) Side Judge — Carl Cheffers (51) Back Judge — Steve Freeman (133) Replay — Mark Burns

STARTING LINEUPS

Carolina Panthers						Seattle Seahawks					
Offense			Defense			Offense			Defense		
WR	89	S. Smith	LDE	90	J. Peppers	WR	84	B. Engram	LDE	94	B. Fisher
LT	70	T. Wharton	LDT	99	B. Buckner	LT	71	W. Jones	LDT	91	C. Darby
LG	68	M. Wahle	RDT	67	J. Carstens	LG	76	S. Hutchinson	RDT	99	R. Bernard
C	60	J. Mitchell	RDE	93	M. Rucker	C	61	R. Tobeck	RDE	98	G. Wistrom
RG	76	T. Reyes	SLB	53	B. Short	RG	62	C. Gray	OLB	56	L. Hill
RT	69	J. Gross	MLB	55	D. Morgan	RT	75	S. Locklear	MLB	51	L. Tatupu
TE	84	M. Gaines	WLB	54	W. Witherspoon	WR	87	J. Jurevicius	OLB	54	D. Lewis
WR	83	K. Colbert	LCB	20	C. Gamble	WR	82	D. Jackson	LCB	21	A. Dyson
QB	17	J. Delhomme	RCB	23	K. Lucas	QB	8	M. Hasselbeck	RCB	23	M. Trufant
FB	45	B. Hoover	SS	27	M. McCree	FB	38	M. Strong	SS	28	M. Boulware
RB	37	N. Goings	FS	30	M. Minter	RB	37	S. Alexander	FS	33	M. Manuel

CAROLINA SUBSTITUTIONS: K 4 J.Kasay, P 7 J.Baker, WR 18 D.Carter, CB 21 D.Wesley, RB 22 J.Robertson, CB 24 R. Manning, RB 32 R.Smart, S 47 T.Davis, FB 49 C. Cramer, LB 50 V.Ciurciu, LB 52 C.Draft, LB 56 J.Kyle, LB 57 S.Tufts, C 63 G.Hangartner, T 78 T.Fordham, WR 81 R.Proehl, TE 86 K.Mangum, WR 88 K.Hankton, DT 94 K.Moorehead, DE 96 Al Wallace, DE 97 K.Rasmussen DID NOT PLAY: QB16 C.Weinke, TE 82 M.Seidman. INACTIVE: 3QB 3 S.LeFors, WR 5 E. Hill, S 31 B. Parker, CB 38 G. Wilds, T 61 D.Kadela, G 71 E.Mathis, DE 92 J.Haye, DT 98 A.Ellison

		1	2	3	4	OT	TOTAL	FIELD GOALS (made( ) & missed)	
VISITOR	Carolina Panthers	0	7	0	7	-	14		
HOME	Seattle Seahawks	10	10	7	7	-	34	J. Brown (24) (39) 49SH	

Team	Qtr	Clock Time	PLAY DESCRIPTION (Extra Point) (Drive Info)	SCORE	
				Visitor	Home
SEAHAWKS	1	5:31	J.Stevens 17 yd. pass from M.Hasselbeck (J.Brown kick) (5-57, 2:16)	0	7
SEAHAWKS	1	2:23	J.Brown 24 yd. Field Goal (6-14, 2:44)	0	10
SEAHAWKS	2	14:53	S.Alexander 1 yd. run (J.Brown kick) (4-17, 0:57)	0	17
PANTHERS	2	9:05	S.Smith 59 yd. punt return (J.Kasay kick)	7	17
SEAHAWKS	2	4:03	J.Brown 39 yd. Field Goal (10-57, 5:02)	7	20
SEAHAWKS	3	11:09	D.Jackson 20 yd. pass from M.Hasselbeck (J.Brown kick) (8-65, 3:51)	7	27
SEAHAWKS	4	6:00	S.Alexander 1 yd. run (J.Brown kick) (8-53, 4:48)	7	34
PANTHERS	4	5:09	D.Carter 47 yd. pass from J.Delhomme (J.Kasay kick) (4-80, 0:51)	14	34



# POSTSEASON HISTORY

## FINAL INDIVIDUAL STATISTICS

Carolina Panthers										Seattle Seahawks													
RUSHING	ATT	YDS	AVG	LG	TD					RUSHING	ATT	YDS	AVG	LG	TD								
J.Robertson	4	19	4.8	15	0					S.Alexander	34	132	3.9	18	2								
J.Delhomme	3	15	5.0	6	0					M.Hasselbeck	6	27	4.5	15	0								
N.Goings	5	2	0.4	2	0					M.Morris	7	24	3.4	10	0								
										M.Strong	4	7	1.8	3	0								
Total	12	36	3.0	15	0					Total	51	190	3.7	18	2								
PASSING	ATT	CMP	YDS	SK/YD	TD	LG	IN	Rtg.					PASSING	ATT	CMP	YDS	SK/YD	TD	LG	IN	Rtg.		
J.Delhomme	35	15	196	2/20	1	47t	3	34.9					M.Hasselbeck	28	20	219	2/16	2	28	0	118.0		
Total	35	15	196	2/20	1	47t	3	34.9					Total	28	20	219	2/16	2	28	0	118.0		
PASS RECEIVING		NO	YDS	AVG	LG	TD					PASS RECEIVING		NO	YDS	AVG	LG	TD						
J.Robertson		5	37	7.4	18	0					D.Jackson		6	75	12.5	20t	1						
S.Smith		5	33	6.6	12	0					J.Stevens		6	66	11.0	17t	1						
D.Carter		2	88	44.0	47t	1					B.Engram		3	34	11.3	13	0						
R.Proehl		1	19	19.0	19	0					S.Wallace		1	28	28.0	28	0						
K.Mangum		1	10	10.0	10	0					R.Hannam		1	7	7.0	7	0						
B.Hoover		1	9	9.0	9	0					J.Jurevicius		1	6	6.0	6	0						
											M.Strong		1	3	3.0	3	0						
											S.Alexander		1	0	0.0	0	0						
Total		15	196	13.1	47t	1					Total		20	219	11.0	28	2						
INTERCEPTIONS		NO	YDS	AVG	LG	TD					INTERCEPTIONS		NO	YDS	AVG	LG	TD						
											M.Manuel		1	32	32.0	32	0						
											L.Tatupu		1	21	21.0	21	0						
											M.Boulware		1	14	14.0	14	0						
Total		0	0	0.0	0	0					Total		3	67	22.3	32	0						
PUNTING		NO	YDS	AVG	TB	IN20	LG					PUNTING		NO	YDS	AVG	TB	IN20	LG				
J.Baker		7	243	34.7	0	2	52					T.Rouen		4	169	42.3	2	1	45				
												J.Brown		1	25	25.0	0	1	25				
Total		7	243	34.7	0	2	52					Total		5	194	38.8	2	2	45				
PUNT RETURNS		NO	YDS	AVG	FC	LG	TD					PUNT RETURNS		NO	YDS	AVG	FC	LG	TD				
S.Smith		1	59	59.0	0	59t	1					P.Warrick		2	7	3.5	2	5	0				
(DOWNED)		2	0	0.0	0	0	0					(DOWNED)		3	0	0.0	0	0	0				
(TOUCHBACK)		2	0	0.0	0	0	0																
Returns		1	59	59.0	0	59t	1					Returns		2	7	3.5	2	5	0				
KICKOFF RETURNS		NO	YDS	AVG	FC	LG	TD					KICKOFF RETURNS		NO	YDS	AVG	FC	LG	TD				
R.Smart		4	74	18.5	0	21	0					J.Scobey		2	51	25.5	0	32	0				
J.Robertson		3	69	23.0	0	26	0																
Returns		7	143	20.4	0	26	0					Returns		2	51	25.5	0	32	0				
FUMBLES	Fum	Own Rec.	Yds	TD	FF	Opp. Rec.	Yds	TD	Out Bnds					FUMBLES	Fum	Own Rec.	Yds	TD	FF	Opp. Rec.	Yds	TD	Out Bnds
S.Smith	1	0	0	0	0	0	0	0	0					C.Terrill	0	0	0	0	1	1	5	0	0
														M.Trufant	0	0	0	0	1	1	5	0	0
Total	1	0	0	0	0	0	0	0	0					Total	0	0	0	0	1	1	5	0	0

## FINAL TEAM STATISTICS

TOTAL FIRST DOWNS	11	27	FGs - PATs Had Blocked	0-0	0-0
By Rushing	2	13	Net Punting Average	33.7	19.0
By Passing	7	11	TOTAL RETURN YARDAGE (Not Including Kickoffs)	59	74
By Penalty	2	3	No. and Yards Punt Returns	1-59	2-7
THIRD DOWN EFFICIENCY	1-9-11%	8-18-44%	No. and Yards Kickoff Returns	7-143	2-51
FOURTH DOWN EFFICIENCY	0-0-0%	0-1-0%	No. and Yards Interception Returns	0-0	3-67
TOTAL NET YARDS	212	393	PENALTIES Number and Yards	5-57	7-63
Total Offensive Plays (inc. times thrown passing)	49	81	FUMBLES Number and Lost	1-1	0-0
Average gain per offensive play	4.3	4.9	TOUCHDOWNS	2	4
NET YARDS RUSHING	36	190	Rushing	0	2
Total Rushing Plays	12	51	Passing	1	2
Average gain per rushing play	3.0	3.7	Punt Returns	1	0
Tackles for a loss-number and yards	1-2	7-14	EXTRA POINTS Made-Attempts	2-2	4-4
NET YARDS PASSING	176	203	Kicking Made-Attempts	2-2	4-4
Times thrown - yards lost attempting to pass	2-20	2-16	FIELD GOALS Made-Attempts	0-0	2-3
Gross yards passing	196	219	RED ZONE EFFICIENCY	0-0-0%	3-4-75%
PASS ATTEMPTS-COMPLETIONS-HAD INTERCEPTED	35-15-3	28-20-0	GOAL TO GO EFFICIENCY	0-0-0%	2-3-67%
Avg gain per pass play (inc.# thrown passing)	4.8	6.8	SAFETIES	0	0
KICKOFFS Number-In End Zone-Touchbacks	3-0-0	7-1-0	FINAL SCORE	14	34
PUNTS Number and Average	7-34.7	5-38.8	TIME OF POSSESSION	18:09	41:51
Had Blocked	0	0			

## DEFENSIVE STATISTICS (based on coaches' film review)

Player	TT	S	A	S-yds	I-yds	PD	FF	FR	Player	TT	S	A	S-yds	I-yds	PD	FF	FR
W. Witherspoon	10	8	2	0	0	1	0	0	J.Carstens	4	2	2	0	0	0	0	0
D.Morgan	7	2	5	1-7	0	0	0	0	R.Manning	4	4	0	0	0	0	0	0
B.Buckner	7	7	0	0	0	0	0	0	M.Minter	3	3	0	0	0	1	0	0
C.Draft	7	7	0	0	0	0	0	0	C.Gamble	3	3	0	0	0	1	0	0
K.Lucas	6	5	1	0	0	0	0	0	K.Moorehead	2	1	1	0	0	0	0	0
J.Peppers	6	5	1	0	0	0	0	0	A.Wallace	1	1	0	0	0	0	0	0
B.Short	6	4	2	0	0	0	0	0	T.Davis	1	1	0	0	0	0	0	0
M.McCree	6	6	0	0	0	0	0	0	K.Rasmussen	1	1	0	0	0	0	0	0
M.Rucker	4	3	1	1-9	0	0	0	0	Total	78	63	15	2-16	0	3	0	0

# POSTSEASON HISTORY

## NFC DIVISIONAL PLAYOFFS

### ARIZONA 33 – CAROLINA 13

January 10, 2009

Bank of America Stadium • Charlotte, NC

WEATHER: Showers, 45°, Wind SW 10 MPH- ATTENDANCE: 73,695 - TIME: 3:11

The Carolina Panthers dropped a 33-13 decision at home in the NFC Divisional Playoffs to end the 2008 campaign. The Panthers jumped out to an early lead when Jonathan Stewart capped Carolina's opening drive with a nine-yard touchdown run. However, the Panthers only managed one more first down for the rest of the first half as they turned the ball over twice and punted three times. Arizona quarterback Kurt Warner hooked up with Larry Fitzgerald for 151 yards and a touchdown in the first

half as the Cardinals jumped to a 27-7 lead at the intermission. Jake Delhomme found Steve Smith for an 8-yard touchdown in the fourth quarter. Delhomme finished with 205 yards on 17 of 34 passing with one touchdown and five interceptions. DeAngelo Williams managed 63 yards rushing on 12 carries. Defensively, Jon Beason notched a second-half interception along with nine tackles. Thomas Davis led the team with 11 tackles including one for a loss, while Damione Lewis recorded a sack.

#### OFFICIALS

Referee — Gene Steratore (114) Umpire — Butch Hannah (40) Head Linesman — Phil McKinnely (110) Line Judge — Michael Spanier (90)

Field Judge — Steve Zimmer (33) Side Judge —Laird Hayes (125) Back Judge — Jim Howey (37) Replay — Al Hynes

#### STARTING LINEUPS

Arizona Cardinals						Carolina Panthers					
Offense			Defense			Offense			Defense		
WR	11	L. Fitzgerald	LDE	94	A. Smith	WR	89	S. Smith	LDE	96	T. Brayton
LT	69	M. Gandy	NT	97	B. Robinson	LT	69	J. Gross	LDT	99	M. Kemoeatu
LG	74	R. Wells	DT	90	D. Dockett	LG	70	T. Wharton	RTD	92	D. Lewis
C	63	L. Sendlein	RDE	92	B. Berry	C	67	R. Kaili	RDE	90	J. Peppers
RG	76	D. Lului	SLB	56	C. Okeafor	RG	73	J. Bridges	SLB	53	N. Diggs
RT	75	L. Brown	MLB	54	G. Hayes	RT	79	J. Otah	MLB	52	J. Beason
WR	15	S. Breaston	WLB	58	K. Dansby	TE	47	J. King	WLB	58	T. Davis
TE	83	S. Spach	LCB	26	R. Hood	WR	87	M. Muhammad	LCB	20	C. Gamble
QB	13	K. Warner	RCB	29	D. Rodgers-Cromartie	QB	17	J. Delhomme	RCB	21	K. Lucas
RB	32	E. James	SS	24	A. Wilson	FB	45	B. Hoover	SS	43	C. Harris
TE	82	L. Pope	H	21	A. Rolle	RB	34	D. Williams	FS	30	C. Godfrey

CAROLINA SUBSTITUTIONS: K 4 J.Kasay, K 5 R.Lloyd, P 7 J.Baker, CB 23 D.Wesley, S 25 N.Salley, CB 27 C.Wilson, RB 28 J.Stewart, CB 31 R.Marshall, RB 37 N.Goings, LB 50 J.Anderson, LB 54 L.Johnson, LB 55 D.Curry, LB 56 J.Kyle, DE 66 H.Taylor, T 76 F.Omiyale, DT 78 N.Hayden, WR 80 D.Jarrett, TE 82 G.Barnidge, WR-PR 84 M.Jones, TE 88 Dante Rosario, DE 95 C. Johnson **DID NOT PLAY:** QB 12 J.McCown, C 63 G.Hangartner **INACTIVE:** 3QB 3 M.Moore, WR 18 D.Hackett, S 26 Q.Teal, LB 59 A.Seward, G 65 M.Bernadeau, WR 81 K.Moore, DT 93 D.Walker, DT 98 J.Parker

		1	2	3	4	OT	TOTAL	FIELD GOALS (made( ) & missed)	
VISITOR	Arizona Cardinals	14	13	3	3	-	33	N. Rackers (49) (30) 53SH (33) (20)	
HOME	Carolina Panthers	7	0	0	6	-	13		
Team	Qtr	Clock Time	PLAY DESCRIPTION (Extra Point) (Drive Info)	SCORE					
				Visitor	Home				
PANTHERS	1	11:56	J. STEWART 9 YD. RUN (J.KASAY KICK) (5-50, 3:04)	0	7				
CARDINALS	1	2:43	T. HIGHTOWER 3 YD. PASS FROM K. WARNER (N.RACKERS KICK) (6-60, 3:39)	7	7				
CARDINALS	1	1:47	E. JAMES 4 YD. RUN (N.RACKERS KICK) (2-13, 0:50)	14	7				
CARDINALS	2	10:16	N. RACKERS 49 YD. FIELD GOAL (9-49, 4:32)	17	7				
CARDINALS	2	5:28	N. RACKERS 30 YD. FIELD GOAL (8-49, 3:39)	20	7				
CARDINALS	2	3:32	L. FITZGERALD 29 YD. PASS FROM K. WARNER (N.RACKERS KICK) (3-44 , 1:39)	27	7				
CARDINALS	3	4:40	N. RACKERS 33 YD. FIELD GOAL (6-11, 3:12)	30	7				
CARDINALS	4	3:10	N. RACKERS 20 YD. FIELD GOAL (13-48, 7:37)	33	7				
PANTHERS	4	0:50	S. SMITH 8 YD. PASS FROM J. DELHOMME (PASS FAILED)	33	13				

POSTSEASON HISTORY

FINAL INDIVIDUAL STATISTICS

Arizona Cardinals										Carolina Panthers									
RUSHING										RUSHING									
	ATT	YDS	AVG	LG	TD						ATT	YDS	AVG	LG	TD				
T. Hightower	17	76	4.5	17	0					D. Williams	12	63	5.3	31	0				
E. James	20	57	2.9	7	1					J. Stewart	3	12	4.0	9t	1				
J. Arrington	2	11	5.5	9	0														
K. Warner	3	1	0.3	3	0														
T. Smith	1	0	0.0	0	0														
Total	43	145	3.4	17	1					Total	15	75	5.0	31	1				
PASSING										PASSING									
	ATT	CMP	YDS	SK/YD	TD	LG	IN	Rtg.			ATT	CMP	YDS	SK/YD	TD	LG	IN	Rtg.	
K. Warner	32	21	220	1/5	2	41	1	93.2	J. Delhomme	34	17	205	2/11	1	35	5	39.1		
Total	32	21	220	1/5	2	41	1	93.2	Total	34	17	205	2/11	1	35	5	39.1		
PASS RECEIVING										PASS RECEIVING									
	NO	YDS	AVG	LG	TD						NO	YDS	AVG	LG	TD				
L. Fitzgerald	8	166	20.8	41	1				M. Muhammad	5	55	11.0	20	0					
S. Breaston	4	28	7.0	12	0				J. Stewart	3	39	13.0	18	0					
J. Arrington	3	10	3.3	9	0				D. Rosario	3	28	9.3	14	0					
J. Urban	2	5	2.5	8	0				S. Smith	2	43	21.5	35	1					
E. James	1	9	9.0	9	0				D. Jarrett	2	27	13.5	20	0					
T. Castille	1	3	3.0	3	0				B. Hoover	1	7	7.0	7	0					
T. Hightower	1	3	3.0	3t	0				D. Williams	1	6	6.0	6	0					
E. Doucet	1	-4	-4.0	-4	0														
Total	21	220	10.5	41	2				Total	17	205	12.1	35	1					
INTERCEPTIONS										INTERCEPTIONS									
	NO	YDS	AVG	LG	TD						NO	YDS	AVG	LG	TD				
A. Rolle	1	47	47.0	47	0				J. Beason	1	4	4.0	4	0					
D. Rodgers-Cromartie	1	19	19.0	19	0														
G. Hayes	1	6	6.0	6	0														
R. Brown	1	0	0.0	0	0														
R. Hood	1	0	0.0	0	0														
Total	5	72	14.4	47	0				Total	1	4	4.0	4	0					
PUNTING										PUNTING									
	NO	YDS	AVG	TB	IN20	LG					NO	YDS	AVG	TB	IN20	LG			
B. Graham	4	174	43.5	1	2	53			J. Baker	4	192	48.0	0	0	53				
Total	4	174	43.5	1	2	53			Total	4	192	48.0	0	0	53				
PUNT RETURNS										PUNT RETURNS									
	NO	YDS	AVG	FC	LG	TD					NO	YDS	AVG	FC	LG	TD			
S. Breaston	3	15	5.0	0	11	0			M. Jones	1	9	9.0	2	9	0				
(OUT OF BOUNDS)	1	0	0.0	0	0	0			(TOUCHBACK)	1	0	0.0	0	0	0				
Returns	3	15	5.0	0	11	0			Returns	1	9	9.0	2	9	0				
KICKOFF RETURNS										KICKOFF RETURNS									
	NO	YDS	AVG	FC	LG	TD					NO	YDS	AVG	FC	LG	TD			
J. Arrington	1	23	23.0	0	23	0			M. Jones	5	151	30.2	0	39	0				
(OUT OF BOUNDS)	1	0	0.0	0	0	0			D. Rosario	1	4	4.0	0	4	0				
Returns	1	23	23.0	0	23	0			B. Hoover	1	0	0.0	0	0	0				
									(TOUCHBACK)	1	0	0.0	0	0	0				
Returns	1	23	23.0	0	23	0			Returns	7	155	22.1	0	39	0				
FUMBLES										FUMBLES									
	Fum	Own Rec.	Yds	TD	FF	Rec.	Yds	TD	Out Bnds		Fum	Own Rec.	Yds	TD	FF	Rec.	Yds	TD	Out Bnds
A. Smith	0	0	0	0	1	1	0	0	0	J. Delhomme	1	0	0	0	0	0	0	0	0
Total	0	0	0	0	1	1	0	0	0	Total	1	0	0	0	0	0	0	0	0

VISITOR CARDINALS										HOME PANTHERS									
TOTAL FIRST DOWNS										FGs -PATs Had Blocked									
By Rushing										Net Punting Average									
By Passing										TOTAL RETURN YARDAGE (Not Including Kickoffs)									
By Penalty										No. and Yards Punt Returns									
THIRD DOWN EFFICIENCY										No. and Yards Kickoff Returns									
FOURTH DOWN EFFICIENCY										No. and Yards Interception Returns									
TOTAL NET YARDS										PENALTIES Number and Yards									
Total Offensive Plays (inc. times thrown passing)										FUMBLES Number and Lost									
Average gain per offensive play										TOUCHDOWNS									
NET YARDS RUSHING										Rushing									
Total Rushing Plays										Passing									
Average gain per rushing play										EXTRA POINTS Made-Attempts									
Tackles for a loss-number and yards										Kicking Made-Attempts									
NET YARDS PASSING										Passing Made-Attempts									
Times thrown - yards lost attempting to pass										FIELD GOALS Made-Attempts									
Gross yards passing										RED ZONE EFFICIENCY									
PASS ATTEMPTS-COMPLETIONS-HAD INTERCEPTED										GOAL TO GO EFFICIENCY									
Avg gain per pass play (inc.# thrown passing)										SAFETIES									
KICKOFFS Number-In End Zone-Touchbacks										FINAL SCORE									
PUNTS Number and Average										TIME OF POSSESSION									
Had Blocked																			

DEFENSIVE STATISTICS (based on coaches' film review)

Player	TT	S	A	S-yds	I-yds	PD	FF	FR	Player	TT	S	A	S-yds	I-yds	PD	FF	FR
T. Davis	11	9	2	0	0	0	0	0	C. Gamble	3	2	1	0	0	0	0	0
C. Harris	10	10	0	0	0	0	0	0	D. Lewis	3	2	1	1-5	0	0	0	0
J. Beason	9	6	3	0	1-4	0	0	0	C. Johnson	3	2	1	0	0	0	0	0
C. Godfrey	7	6	1	0	0	0	0	0	J. Peppers	2	2	0	0	0	0	0	0
K. Lucas	7	5	2	0	0	0	0	0	R. Marshall	2	2	0	0	0	0	0	0
M. Kemoeatu	6	5	1	0	0	0	0	0	N. Hayden	1	1	0	0	0	0	0	0
T. Brayton	6	3	3	0	0	0	0	0	C. Wilson	1	1	0	0	0	0	0	0
N. Diggs	5	4	1	0	0	0	0	0	Total	76	60	16	1-5	1-4	0	0	0

POSTSEASON HISTORY

NFC DIVISIONAL PLAYOFFS  
SAN FRANCISCO 23 – CAROLINA 10

January 12, 2014  
Bank of America Stadium • Charlotte, NC

WEATHER: Sunny, 54°, Wind W 8 MPH- ATTENDANCE: 73, 784 - TIME: 1:05 PM

Quarterback Colin Kaepernick threw for 196 yards and one touchdown and running back Frank Gore added 84 yards on 17 carries leading San Francisco to a 23-10 victory over Carolina in the NFC Divisional Playoffs. San Francisco jumped out to a 6-0 lead courtesy of two field goals from Phil Dawson and costly Carolina penalties. Still, the Panthers appeared poised to take their first lead on the first play of the second quarter. But quarterback Cam Newton was stopped for no gain on fourth-and-goal from the one-yard line. The defense promptly forced a three-and-out and Ted Ginn returned the punt 24 yards to the San Francisco 31-yard line. On the next play, Newton lofted a perfect pass down the sideline to Steve Smith for a 31-yard touchdown. The Panthers were in position to score another touchdown on their next possession. But both Newton and full-back Mike Tolbert failed to score on runs from the 1-yard line, forcing Carolina to settle for a 24-yard Graham Gano field goal and a 10-6 lead. The 49ers proceeded to score in the closing seconds before halftime. A pass interference penalty wiped out an incompleton on third-and-nine, giving San Francisco first-and-goal at the 1-yard line. Quarterback Colin Kaepernick connected with tight end Vernon Davis for a 1-yard touchdown two plays later. The 49ers found the end zone again on their first drive of the third quarter after a Carolina three-and-out. Kaepernick connected with a wide open Anquan Boldin for a 45-yard gain to set up the score. Kaepernick then rushed for a 4-yard touchdown to build a 20-10 lead. Davis' touchdown catch in the second quarter capped a 12-play, 80-yard drive. Kaepernick's touchdown run in the third quarter culminated an eight-play, 77-yard drive. Dawson converted a 34-yard field goal to extend the San Francisco lead to 13 in the fourth quarter. Carolina's comeback hopes were extinguished when a pass intended for Olsen was intercepted at the San Francisco 9-yard line by safety Donte Whitner with 4:22 left in the game.

OFFICIALS

Referee — Carl Cheffers (51) Umpire —Ruben Fowler (71) Head Linesman — George Hayward (54) Line Judge — Thomas Symonette (100)  
Field Judge — Scott Stenson (88) Side Judge —Ronald Torbert (62) Back Judge — Steve Freeman (133) Replay — Charles Stewart

STARTING LINEUPS

San Francisco 49ers						Carolina Panthers					
Offense			Defense			Offense			Defense		
WR	81	A. Boldin	LDT	91	R. McDonald	WR	89	S. Smith	LDE	95	C. Johnson
LT	74	J. Staley	NT	90	G. Dorsey	LT	69	J. Gross	LDT	92	D. Edwards
LG	77	M. Iupati	RDT	94	J. Smith	LG	70	T. Wharton	RDT	98	S. Lotulelei
C	59	J. Goodwin	OLB	55	A. Brooks	C	67	R. Kalil	RDE	90	F. Alexander
RG	75	A. Boone	ILB	53	N. Bowman	RG	78	N. Chandler	SLB	58	T. Davis
RT	76	A. Davis	ILB	52	P. Willis	RT	77	B. Bell	MLB	59	L. Kuechly
TE	85	V. Davis	OLB	99	A. Smith	TE	88	G. Olsen	WLB	76	G. Hardy
WR	15	M. Crabtree	LCB	26	T. Brock	WR	11	B. LaFell	LCB	41	C. Munnerlyn
QB	7	C. Kaepernick	RCB	25	T. Brown	QB	1	C. Newton	RCB	23	M. White
RB	21	F. Gore	FS	35	E. Reid	FB	35	M. Tolbert	SS	27	Q. Mikell
FB	48	W. Tukuafu	SS	31	D. Whitner	RB	34	D. Williams	FS	21	M. Mitchell

CAROLINA SUBSTITUTIONS: P 8 B.Nortman, K 9 G.Gano, WR 19 T.Ginn, CB 22 J.Thomas, RB 25 K.Barner, CB 29 D.Florence, S 38 R.Lester, S 42 C.Jones, LS 44 J.Jansen, TE/FB 47 R.Brockel, LB 54 J.Williams, LB 56 A.J.Klein, LB 57 J.Senn, C 63 G.Hangartner, C 64 B.Folkerts, G 75 C.Scott, TE 84 B.Hartssock, TE 86 B.Williams, WR 87 D.Hixon, DT 91 C.Cole, LB 93 C.Blackburn, DE 97 M.Addison, DT 99 K.Short DID NOT PLAY: QB 3 D.Anderson INACTIVE: WR 12 T.King, WR 15 M.McNutt, CB 24 J.Norman, RB 28 J.Stewart, LB 55 D.Connor, T 74 T.Bond, DE 96 W.Horton

		1	2	3	4	OT	TOTAL	FIELD GOALS (made( ) & missed)	
VISITOR	San Francisco 49ers	6	7	7	3	-	23	P. Dawson (49) (33) (34)	
HOME	Carolina Panthers	0	10	0	0	-	10	G. Gano (24)	

Team	Qtr	Clock Time	PLAY DESCRIPTION (Extra Point) (Drive Info)	SCORE	
				Visitor	Home
49ERS	1	9:12	P. DAWSON 49 YD. FIELD GOAL (13-49, 5:48)	3	0
49ERS	1	4:33	P. DAWSON 33 YD. FIELD GOAL (6-31, 1:45)	6	0
PANTHERS	2	13:40	S. SMITH 31 YD. PASS FROM C. NEWTON (G. GANO KICK) (1-31, 0:07)	6	7
PANTHERS	2	3:41	G. GANO 24 YD. FIELD GOAL (13-73, 8:59)	6	10
49ERS	2	0:05	V. DAVIS 1 YD. PASS FROM C. KAEPERNICK (P. DAWSON KICK) (12-80, 3:36)	13	10
49ERS	3	8:53	C. KAEPERNICK 4 YD. RUN (P. DAWSON KICK) (8-77, 4:32)	20	10
49ERS	4	7:35	P. DAWSON 34 YD. FIELD GOAL 913-73, 7:58)	23	10

# POSTSEASON HISTORY

## FINAL INDIVIDUAL STATISTICS

San Francisco 49ers										Carolina Panthers									
RUSHING	ATT	YDS	AVG	LG	TD					RUSHING	ATT	YDS	AVG	LG	TD				
F. Gore	17	84	4.9	39	0					C. Newton	10	54	5.4	11	0				
K. Hunter	9	27	3.0	17	0					M. Tolbert	8	20	2.5	5	0				
C. Kaepernick	8	15	1.9	7	1					D. Williams	5	13	2.6	7	0				
										B. LaFell	1	6	6.0	6	0				
Total	34	126	3.7	39	1					Total	24	93	3.9	11	0				
PASSING	ATT	CMP	YDS	SK/YD	TD	LG	IN	Rtg.		PASSING	ATT	CMP	YDS	SK/YD	TD	LG	IN	Rtg.	
C. Kaepernick	28	15	196	1/7	1	45	0	87.8		C. Newton	25	16	267	5/35	1	59	2	79.9	
A. Boldin	1	0	0/0	0	0	0	0	39.6											
A. Lee	1	0	0/0	0	0	0	0	39.6											
Total	30	15	196	1/7	1	45	0	82.1		Total	25	16	267	5/35	1	59	2	79.9	
PASS RECEIVING			NO	YDS	AVG	LG	TD			PASS RECEIVING			NO	YDS	AVG	LG	TD		
A. Boldin			8	136	17.0	45	0			T. Ginn			4	104	26.0	59	0		
M. Crabtree			3	26	8.7	20	0			S. Smith			4	74	18.5	31	1		
Q. Patton			1	23	23.0	23	0			G. Olsen			4	55	13.8	35	0		
F. Gore			1	8	8.0	8	0			B. LaFell			4	34	8.5	13	0		
W. Tukuafu			1	2	2.0	2	0												
V. Davis			1	1	1.0	1	1			Total			16	267	16.7	59	1		
Total			15	196	13.1	45	1												
INTERCEPTIONS		NO	YDS	AVG	LG	TD				INTERCEPTIONS		NO	YDS	AVG	LG	TD			
D. Whitner		1	18	18.0	18	0													
P. Willis		1	-1	-1.0	-1	0													
Total		2	17	8.5	18	0				Total		0	0	0.0	0	0			
PUNTING		NO	YDS	AVG	TB	IN20	LG			PUNTING		NO	YDS	AVG	TB	IN20	LG		
A. Lee		2	95	47.5	0	0	52			B. Nortman		2	84	42.0	0	1	51		
Total		2	95	47.5	0	0	52			Total		2	84	42.0	0	1	51		
PUNT RETURNS		NO	YDS	AVG	FC	LG	TD			PUNT RETURNS		NO	YDS	AVG	FC	LG	TD		
L. James		0	0	0.0	2	0	0			T. Ginn		2	27	13.5	0	24	0		
Returns		0	0	0.0	2	0	0			Returns		2	27	13.5	0	24	0		
KICKOFF RETURNS		NO	YDS	AVG	FC	LG	TD			KICKOFF RETURNS		NO	YDS	AVG	FC	LG	TD		
[TOUCHBACK]		3	0	0.0	0	0	0			T. Ginn		3	62	20.7	0	25	0		
										K. Barner		1	16	16.0	0	16	0		
Returns		0	0	0.0	0	0	0			[TOUCHBACK]		2	0	0.0	0	0	0		
										Returns		4	78	19.5	0	25	0		
FUMBLES	Fum	Own Rec.	Yds	TD	FF	Opp. Rec.	Yds	TD	Out Bnds	FUMBLES	Fum	Own Rec.	Yds	TD	FF	Opp. Rec.	Yds	TD	Out Bnds
C. Kaepernick	1	0	-2	0	0	0	0	0	0										
F. Gore	0	1	0	0	0	0	0	0	0										

## FINAL TEAM STATISTICS

TOTAL FIRST DOWNS	21	18	Fgs -PATs Had Blocked	0-0	0-0
By Rushing	5	7	Net Punting Average	34.0	42.0
By Passing	11	9	TOTAL RETURN YARDAGE (Not Including Kickoffs)	17	27
By Penalty	5	2	No. and Yards Punt Returns	0-0	2-27
THIRD DOWN EFFICIENCY	6-14-43%	6-10-60%	No. and Yards Kickoff Returns	0-0	4-78
FOURTH DOWN EFFICIENCY	0-1-0%	0-1-0%	No. and Yards Interception Returns	2-17	0-0
TOTAL NET YARDS	315	325	PENALTIES Number and Yards	5-40	8-73
Total Offensive Plays (inc. times thrown passing)	65	54	FUMBLES Number and Lost	1-0	0-0
Average gain per offensive play	4.8	6.0	TOUCHDOWNS	2	1
NET YARDS RUSHING	126	93	Rushing	1	0
Total Rushing Plays	34	24	Passing	1	1
Average gain per rushing play	3.7	3.9	EXTRA POINTS Made-Attempts	2-2	1-1
Tackles for a loss-number and yards	4-9	2-3	Kicking Made-Attempts	2-2	1-1
NET YARDS PASSING	189	232	Passing Made-Attempts	0-0	0-0
Times thrown - yards lost attempting to pass	1-7	5-35	FIELD GOALS Made-Attempts	3-3	1-1
Gross yards passing	196	267	RED ZONE EFFICIENCY	2-4-50%	0-3-0%
PASS ATTEMPTS-COMPLETIONS-HAD INTERCEPTED	30-15-0	25-16-2	GOAL TO GO EFFICIENCY	2-2-100%	0-3-0%
Avg gain per pass play (inc.# thrown passing)	6.1	7.7	SAFETIES	0	0
KICKOFFS Number-In End Zone-Touchbacks	6-3-2	3-3-3	FINAL SCORE	23	10
PUNTS Number and Average	2-47.5	2-42.0	TIME OF POSSESSION	29:55	30:05
Had Blocked	0	0			

## DEFENSIVE STATISTICS (based on coaches' film review)

Player	TT	S	A	S-yds	I-yds	PD	FF	FR	Player	TT	S	A	S-yds	I-yds	PD	FF	FR
L. Kuechly	15	10	5	1-7	0	2	0	0	C. Munnerlyn	4	4	0	0	0	0	0	0
T. Davis	9	7	2	0	0	0	0	0	C. Johnson	3	3	0	0	0	0	0	0
C. Blackburn	7	5	2	0	0	1	0	0	C. Cole	2	1	1	0	0	0	0	0
K. Short	6	4	2	0	0	0	0	0	D. Edwards	2	0	2	0	0	0	0	0
G. Hardy	5	4	1	0	0	0	0	0	D. Florence	2	0	2	0	0	0	0	0
M. Mitchell	5	2	3	0	0	1	0	0	M. Addison	1	1	0	0	0	0	0	0
M. White	5	4	1	0	0	0	0	0	G. Mikell	1	1	0	0	0	2	0	0
S. Lotulelei	4	2	2	0	0	0	0	0	F. Alexander	0	0	0	0	0	0	0	0
Total	71	48	23	1-7	0	0	0	0	Total	71	48	23	1-7	0	0	0	0

POSTSEASON HISTORY

NFC WILD CARD PLAYOFFS  
CAROLINA 27 – ARIZONA 16

January 3, 2015  
Bank of America Stadium • Charlotte, NC

WEATHER: Rain, 51°, Wind NE 6 MPH- ATTENDANCE: 71,849 - TIME: 4:20 PM

Carolina running back Jonathan Stewart rushed for 123 yards with a touchdown and the Panthers defense limited Arizona to an NFL postseason record low 78 total yards, leading the Panthers to a 27-16 victory over Arizona. The Panthers built a 10-0 lead after two possessions in the first quarter. A 47-yard Graham Gano field goal was followed by a 13-yard touchdown run by Stewart, who made two defenders miss before spinning into the end zone. Carolina then forced Arizona to punt for a third consecutive time, but returner Brenton Bersin tried to secure the ball after an awkward bounce, and muffed it. The Cardinals recovered the loose ball at the Panthers' 30-yard line. Six plays later, quarterback Ryan Lindley found Jerricho Cotchery and returned 50 yards before Newton ran him down at the Carolina 17-yard line. Four plays later, running back Marion Grice gave Arizona a 14-10 lead with a 1-yard touchdown run. Gano trimmed the deficit to one with a 39-yard field goal in the final seconds of the first half.

Carolina got on the board first in the second half. Newton tossed a screen pass to running back Fozzy Whitaker on the right side of the field, and he avoided four Cardinals as he cut across the middle. Left tackle Byron Bell provided a block on cornerback Patrick Peterson to allow Whitaker to score. Former Panther Ted Ginn, Jr. tried to ignite the Cardinals by returning the ensuing kickoff from eight yards deep in the end zone. Instead, he set up Carolina's third touchdown as cornerback Melvin White forced Ginn to fumble. Linebacker Kevin Reddick recovered for Carolina at the Cardinals' 3-yard line. A third-down pass interference penalty on safety Tony Jefferson, who was covering Olsen, gave the Panthers first-and-goal. Newton faked a handoff and found fullback Mike Tolbert wide open for a 1-yard touchdown to give Carolina a 27-14 lead with 4:04 remaining in the third quarter. Arizona linebacker Sam Acho kept his team in the game by forcing Newton to fumble just before he released a pass early in the fourth quarter. Safety Rashad Johnson recovered the ball and returned it 30 yards to the Carolina 8-yard line. But linebacker Luke Kuechly kept the Panthers' 13-point lead intact by intercepting Lindley's pass for wide receiver Larry Fitzgerald on the next play. Kuechly helped seal the victory by getting a hand on a pass that rookie safety Tre Boston intercepted with 1:54 left in the game.

OFFICIALS

Referee — Ed Hochuli (85) Umpire — Tony Michalek (115) Head Linesman — Steve Steiljes (22) Line Judge — Ron Marinucci (107)  
Field Judge — Adrian Hill (29) Side Judge — Boris Cheek (41) Back Judge — Scott Helverson (93) Replay — Tom Sifferman

STARTING LINEUPS

Arizona Cardinals						Carolina Panthers					
Offense			Defense			Offense			Defense		
WR	11	L.Fitzgerald	DE	93	C.Campbell	WR	16	C.Brown	LDE	95	C.Johnson
LT	68	J.Veldheer	NT	92	D.Williams	LT	77	B.Bell	LDT	99	K.Short
LG	62	T.Larsen	DT	98	F.Rucker	LG	68	A.Norwell	RDT	98	S.Lotulelei
C	63	L.Sendlein	DE	95	T.Kelly	C	67	R.Kalil	RDE	96	W.Horton
RG	74	P.Fanaika	SAM	57	A.Okafor	RG	70	T.Turner	SLB	57	A.Glanton
RT	70	B.Massie	ILB	50	L.Foote	RT	74	M.Remmers	MLB	59	L.Kuechly
TE	84	R.Housler	WILL	94	S.Acho	TE	88	G.Olsen	WLB	58	T.Davis
WR	15	M.Floyd	LCB	21	P.Peterson	WR	13	K.Benjamin	RCB	24	J.Norman
QB	14	R.Lindley	RCB	31	A.Cromartie	QB	1	C.Newton	LCB	25	B.Benwikere
RB	30	S.Taylor	SS	22	T.Jefferson	RB	28	J.Stewart	SS	41	R.Harper
TE	85	D.Fells	FS	26	R.Johnson	FB	84	E.Dickson	FS	33	T.Boston

CAROLINA SUBSTITUTIONS: P 8 B.Nortman, K 9 G.Gano, WR 11 B.Bersin, QB 14 J.Webb, CB 23 M.White, RB 34 D.Williams, FB 35 M.Tolbert, CB 37 C.Byndom, S 38 R.Lester, S 42 C.Jones, RB 43 F.Whittaker, LS 44 J.Jansen, LB 52 K.Reddick, LB 53 B.Jacobs, C 64 B.Folkerts, G 75 F.Velasco, G 79 C.Scott, WR 82 J.Cotchery, TE 86 B.Williams, DT 91 C.Cole, DT 92 D.Edwards, DE 94 K.Ealy, DE 97 M.Addison DID NOT PLAY: QB 3 D.Anderson INACTIVE: S 21 T.DeCoud, CB 31 J.Dockery, LB 56 A.Klein, DT 61 K.Love, T 63 D.Foucault, G 66 A.Silatolu, DE 90 F.Alexander

		1	2	3	4	OT	TOTAL	FIELD GOALS (made( ) & missed)	
VISITOR	Arizona Cardinals	0	14	0	2	-	16	G. Gano (4/7) 43WL (39)	
HOME	Carolina Panthers	10	3	14	0	-	27		
Team		Qtr	Clock Time	PLAY DESCRIPTION (Extra Point) (Drive Info)				SCORE	
								Visitor	Home
PANTHERS	1	11:27	G.GANO 47 YD. FIELD GOAL (7-19, 2:03)					0	3
PANTHERS	1	5:21	J.STEWART 13 YD. RUN (G.GANO KICK) (8-57, 3:51)					0	10
CARDINALS	2	14:56	D.FELLS 1 YD. PASS FROM R.LINDLEY (C.CATANZARO KICK) (6-30, 2:15)					7	10
CARDINALS	2	2:50	M.GRICE 1 YD. RUN (C.CATANZARO KICK) (4-17, 2:04)					14	10
PANTHERS	2	0:15	G.GANO 39 YD. FIELD GOAL (9-59, 2:35)					14	13
PANTHERS	3	5:36	F.WHITTAKER 39 YD. PASS FROM C.NEWTON (G.GANO KICK) (1-39, 0:14)					14	20
PANTHERS	3	4:04	M.TOLBERT 1 YD. PASS FROM C.NEWTON (G.GANO KICK) (3-3, 1:24)					14	27
CARDINALS	4	0:03	B.NORTMAN TACKLED IN END ZONE BY J.BETHEL FOR A SAFETY					16	27

## POSTSEASON HISTORY

## FINAL INDIVIDUAL STATISTICS

Arizona Cardinals										Carolina Panthers																					
RUSHING K. Williams S. Taylor M. Grice R. Hughes	ATT	YDS	AVG		LG	TD					RUSHING J. Stewart C. Newton D. Williams M. Tolbert J. Cochrery F. Whitaker B. Nortman Total	ATT	YDS	AVG		LG	TD														
	10	23	2.3		9	0						24	123	5.1		35	1														
	3	3	1.0		2	0						7	35	5.0		13	0														
	1	1	1.0		1	1						4	16	4.0		12	0														
	1	0	0.0		0	0						2	7	3.5		6	0														
Total										15	27	1.8		9	1																
PASSING R. Lindley Total	ATT	CMP	YDS	SK/YD	TD	LG	IN	Rtg.		PASSING C. Newton Total	ATT	CMP	YDS	SK/YD	TD	LG	IN	Rtg.													
28	16	82	4/31	1	21	2	2	44.3		32	18	198	1/0	2	39	1	1	82.6													
Total										28	16	82	4/31	1	21	2	44.3		32	18	198	1/0	2	39	1	82.6					
PASS RECEIVING											PASS RECEIVING											PASS RECEIVING									
John Brown											K. Benjamin											K. Benjamin									
L. Fitzgerald											C. Brown											C. Brown									
J. Carlson											G. Olsen											G. Olsen									
K. Williams											J. Cochrery											J. Cochrery									
R. Hughes											F. Whitaker											F. Whitaker									
D. Fells											E. Dickson											E. Dickson									
M. Floyd											B. Bersin											B. Bersin									
S. Taylor											M. Tolbert											M. Tolbert									
L. Sendlein											J. Stewart											J. Stewart									
Total										16	82	5.1		21	1	1															
INTERCEPTIONS											INTERCEPTIONS											INTERCEPTIONS									
A. Cromartie											T. Boston											T. Boston									
Total										1	50	50.0		50	0	0															
Total										1	50	50.0		50	0																
PUNTING											PUNTING											PUNTING									
D. Butler											B. Nortman											B. Nortman									
Total										9	313	34.8		0	1	52															
Total										9	313	34.8		0	1	52															
PUNT RETURNS											PUNT RETURNS											PUNT RETURNS									
T. Ginn											B. Bersin											B. Bersin									
(DOWNED)											(DOWNED)											(DOWNED)									
(TOUCHBACK)											(OUT OF BOUNDS)											(OUT OF BOUNDS)									
Returns											Returns											Returns									
KICKOFF RETURNS											KICKOFF RETURNS											KICKOFF RETURNS									
T. Ginn											F. Whitaker											F. Whitaker									
(TOUCHBACK)											(TOUCHBACK)											(TOUCHBACK)									
Returns											Returns											Returns									
Own FUMBLES											Own FUMBLES											Own FUMBLES									
R. Lindley											B. Nortman											B. Nortman									
M. Floyd											B. Bersin											B. Bersin									
T. Ginn											C. Newton											C. Newton									
John Brown											M. White											M. White									
S. Acho											J. Bethel											J. Bethel									
J. Bethel											R. Johnson											R. Johnson									
R. Johnson											Total											Total									
Total										3	2	0		1	2	30	0	0													
Total										3	2	0		1	2	30	0	0													

	VISITOR CARDINALS	HOME PANTHERS		VISITOR CARDINALS	HOME PANTHERS
TOTAL FIRST DOWNS	8	25	Had Blocked	0	0
By Rushing	2	12	Fbs - PATs Had Blocked	0	0
By Passing	5	9	Net Punting Average	34.8	32.3
By Penalty	1	4			
THIRD DOWN EFFICIENCY	3-12-25%	5-15-33%	TOTAL RETURN YARDAGE (Not Including Kickoffs)	50	12
FOURTH DOWN EFFICIENCY	0-0-0%	0-2-0%	No. and Yards Punt Returns	0	1
			No. and Yards Kickoff Returns	2-59	1-20
TOTAL NET YARDS	78	386	No. and Yards Interception Returns	1-50	2-12
Total Offensive Plays (inc. times thrown passing)	47	74	PENALTIES Number and Yards	7-38	8-80
Average gain per offensive play	1.7	5.2	FUMBLES Number and Lost	3-1	3-2
NET YARDS RUSHING	27	188	TOUCHDOWNS	2	3
Total Rushing Plays	15	41	Rushing	1	1
Average gain per rushing play	1.8	4.6	Passing	1	2
Tackles for a loss-number and yards	3-4	6-21	EXTRA POINTS Made-Attempts	2-2	3-3
NET YARDS PASSING	51	198	Kicking Made-Attempts	2-2	3-3
Times thrown - yards lost attempting to pass	4-31	1-0	FIELD GOALS Made-Attempts	0-0	2-3
Gross yards passing	82	198	RED ZONE EFFICIENCY	2-3-67%	2-3-67%
PASS ATTEMPTS-COMPLETIONS-HAD INTERCEPTED	28-16-2	32-18-1	GOAL TO GO EFFICIENCY	2-3-67%	1-1-100%
Avg gain per pass play (inc.# thrown passing)	1.6	6.0	SAFETIES	1	0
KICKOFFS Number-In End Zone-Touchbacks	3-3-2	7-6-4	FINAL SCORE	16	27
PUNTS Number and Average	9-34.8	4-37.3	TIME OF POSSESSION	22:54	37:06

Player	TT	S	A	S-yds	I-yds	PD	FF	FR	Player	TT	S	A	S-yds	I-yds	PD	FF	FR
L. Kurechly	10	6	4	0	1-1	2	0	0	D. Edwards	1	1	0	1-8	0	0	0	0
T. Davis	7	4	3	0	0	0	0	0	K. Short	1	0	1	1-6	0	0	0	0
C. Jones	5	2	3	0	0	0	0	0	B. Benwikere	1	1	0	0	0	0	0	0
S. Lotulelei	4	3	1	0	0	0	0	0	K. Ealy	1	0	1	0	0	0	0	0
J. Norman	4	2	2	0	0	0	0	0	C. Cole	1	0	1	0	0	0	0	0
C. Johnson	3	2	1	2-17	0	0	0	0	W. Horton	1	0	1	0	0	0	0	0
T. Boston	2	1	1	0	1-11	1	0	0	<b>Total</b>	<b>41</b>	<b>23</b>	<b>18</b>	<b>4-31</b>	<b>2</b>	<b>3</b>	<b>0</b>	<b>0</b>

POSTSEASON HISTORY

NFC DIVISIONAL PLAYOFFS  
SEATTLE 31 – CAROLINA 17

January 10, 2015  
CenturyLink Field • Seattle, WA

WEATHER: Cloudy, 48°, Wind 0 MPH- ATTENDANCE: 68,524 - TIME: 5:21 PM PST

Seattle quarterback Russell Wilson completed 15-of-22 passes for 268 yards and three touchdown passes leading the Seahawks to a 31-17 victory over Carolina in the Divisional Playoffs. Seattle got on the scoreboard first after Panthers quarterback Cam Newton fumbled on a late hand-off to running back Jonathan Stewart that Seahawks defensive tackle Tony McDaniel recovered. Four plays later, Russell Wilson connected with wide receiver Doug Baldwin for a 16-yard touchdown. Carolina responded with a 14-play, 79-yard drive that ended with Newton finding rookie wide receiver Kelvin Benjamin in the end zone with a seven-yard pass. With four seconds left in

the half, Panthers kicker Graham Gano nailed a 35-yard field goal to cut the deficit to four. With a scoreless third quarter, Seattle capitalized offensively and defensively in the fourth quarter to seal the fate for the Panthers. Wilson completed his third touchdown pass for 25 yards to tight end Luke Willson and Kam Chancellor returned an intercepted pass intended for Ed Dickson 90 yards for a touchdown shortly after. Kelvin Benjamin caught his second touchdown of the game from 15 yards out late in the fourth quarter to close the scoring.

OFFICIALS

Referee — Terry McAulay (77) Umpire —Undrey Wash (96) Head Linesman — Derick Bowers (74) Line Judge — Mark Perlman (9)  
Field Judge — Bob Waggoner (25) Side Judge —Joe Larrew (73) Back Judge — Terrence Miles (111) Replay — Earnie Frantz

STARTING LINEUPS

Carolina Panthers						Seattle Seahawks					
Offense			Defense			Offense			Defense		
WR	82	J.Cotchery	LDE	95	C.Johnson	WR	89	D.Baldwin	LDE	72	M.Bennett
LT	77	B.Bell	LDT	99	K.Short	LT	76	R.Okung	LDT	99	T.McDaniel
LG	68	A.Norwell	RDT	91	C.Cole	LG	77	J.Carpenter	RDT	94	K.Williams
C	67	R.Kallil	RDE	96	W.Horton	C	60	M.Unger	RDE	56	C.Avril
RG	70	T.Turner	S	42	C.Jones	RG	64	J.Sweezy	OLB	51	B.Irvin
RT	74	M.Remmers	MLB	59	L.Kuechly	RT	68	J.Britt	MLB	54	B.Wagner
TE	88	G.Olsen	WLB	58	T.Davis	TE	82	L.Willson	OLB	50	K.Wright
WR	13	K.Benjamin	LCB	25	B.Benwikere	WR	15	J.Kearse	LCB	25	R.Sherman
QB	1	C.Newton	RCB	24	J.Norman	QB	3	R.Wilson	RCB	27	T.Simon
TE	84	E.Dickson	SS	41	R.Harper	TE	84	C.Helfet	SS	31	K.Chancellor
RB	28	J.Stewart	FS	33	T.Boston	RB	24	M.Lynch	FS	29	E.Thomas

CAROLINA SUBSTITUTIONS: P 8 B.Nortman, K 9 G.Gano, WR 11 B.Bersin, QB 14 J.Webb, WR 16 C.Brown, S 21 T.DeCoud, CB 23 M.White, RB 34 D.Williams, FB 35 M.Tolbert, CB 37 C.Byndom, RB 43 F.Whittaker, LS 44 J.Jansen, LB 52 K.Reddick, LB 53 B.Jacobs, LB 57 A.Glanton, DT 61 K.Love, C 64 B.Folkerts, G 75 F.Velasco, G

		1	2	3	4	OT	TOTAL	FIELD GOALS (made( ) & missed)	
VISITOR	Carolina Panthers	0	10	0	7	-	17	G. Gano (35)	
HOME	Seattle Seahawks	7	7	0	17	-	31	S. Hauschka (37)	

Team	Qtr	Clock Time	PLAY DESCRIPTION (Extra Point) (Drive Info)	SCORE	
				Visitor	Home
SEAHAWKS	1	0:56	D.BALDWIN 16 YD. PASS FROM R.WILSON (S.HAUSCHKA KICK) (4-28, 1:26)	0	7
PANTHERS	2	7:44	K.BENJAMIN 7 YD. PASS FROM C.NEWTON (G.GANO KICK) (14-79, 8:12)	7	7
SEAHAWKS	2	4:54	J.KEARSE 63 YD. PASS FROM R.WILSON (S.HAUSCHKA KICK) (5-77, 2:50)	7	14
PANTHERS	2	0:00	G.GANO 35 YD. FIELD GOAL (13-62, 4:54)	10	14
SEAHAWKS	4	14:55	S.HAUSCHKA 37 YD. FIELD GOAL (12-69, 6:32)	10	17
SEAHAWKS	4	10:26	L.WILLSON 25 YD. PASS FROM R.WILSON (S.HAUSCHKA KICK) (6-58, 2:27)	10	24
SEAHAWKS	4	5:55	K.CHANCELLOR 90 YD. INTERCEPTION RETURN (S.HAUSCHKA KICK)	10	31
PANTHERS	4	2:34	K.BENJAMIN 15 YD. PASS FROM C.NEWTON (G.GANO KICK) (8-83, 3:21)	17	31



## POSTSEASON HISTORY

## FINAL INDIVIDUAL STATISTICS

Carolina Panthers										Seattle Seahawks									
RUSHING	ATT	YDS	AVG	LG	TD	RUSHING	ATT	YDS	AVG	LG	TD								
J. Stewart	13	70	5.4	16	0	M. Lynch	14	59	4.2	25	0								
C. Newton	11	37	3.4	9	0	R. Wilson	7	22	3.1	14	0								
D. Williams	2	14	7.0	8	0	R. Turbin	7	19	2.7	13	0								
M. Tolbert	2	10	5.0	7	0														
F. Whitaker	1	1	1.0	1	0														
J. Cotchery	1	0	0.0	0	0														
Total	30	132	4.4	16	0	Total	28	100	3.6	25	0								
PASSING	ATT	CMP	YDS	SK/YD	TD	LG	IN	Rtg.	PASSING	ATT	CMP	YDS	SK/YD	TD	LG	IN	Rtg.		
C. Newton	36	23	246	2/16	2	31	2	79.2	R. Wilson	22	15	268	2/20	3	63	0	149.2		
Total	36	23	246	2/16	2	31	2	79.2	Total	22	15	268	2/20	3	63	0	149.2		
PASS RECEIVING	NO	YDS	AVG	LG	TD	PASS RECEIVING	NO	YDS	AVG	LG	TD								
K. Benjamin	7	75	10.7	28	2	L. Wilson	4	68	17.0	29	1								
G. Olsen	4	58	14.5	31	0	J. Kearse	3	129	43.0	63	1								
J. Cotchery	3	25	8.3	13	0	D. Baldwin	3	38	12.7	16	1								
E. Dickson	2	33	16.5	19	0	M. Lynch	3	6	2.0	5	0								
C. Brown	2	24	12.0	14	0	P. Richardson	1	21	21.0	21	0								
D. Williams	2	2	1.0	2	0	R. Lockette	1	6	6.0	6	0								
M. Tolbert	1	14	14.0	14	0														
B. Bersin	1	11	11.0	11	0														
J. Stewart	1	4	4.0	4	0														
Total	23	246	10.7	31	2	Total	15	268	17.9	63	3								
INTERCEPTIONS	NO	YDS	AVG	LG	TD	INTERCEPTIONS	NO	YDS	AVG	LG	TD								
						K. Chancellor	1	90	90.0	90	1								
						R. Sherman	1	0	0.0	0	0								
Total	0	0	0	0	0	Total	2	90	45.0	90	1								
PUNTING	NO	YDS	AVG	TB	IN20	LG	PUNTING	NO	YDS	AVG	TB	IN20	LG						
B. Nortman	4	157	39.3	0	1	48	J. Ryan	4	154	38.5	0	3	45						
Total	4	157	39.3	0	1	48	Total	4	154	38.5	0	3	45						
PUNT RETURNS	NO	YDS	AVG	FC	LG	TD	PUNT RETURNS	NO	YDS	AVG	FC	LG	TD						
B. Bersin	0	0	0.0	4	0	0	B. Walters	1	9	9.0	3	9	0						
Returns	0	0	0.0	4	0	0	Returns	1	9	9.0	3	9	0						
KICKOFF RETURNS	NO	YDS	AVG	FC	LG	TD	KICKOFF RETURNS	NO	YDS	AVG	FC	LG	TD						
F. Whitaker	2	42	21.0	0	23	0	P. Richardson	1	26	26.0	0	26	0						
B. Bersin	1	24	24.0	0	24	0	[TOUCHBACK]	1	0	0.0	0	0	0						
[TOUCHBACK]	3	0	0.0	0	0	0													
Returns	3	66	22.0	0	24	0	Returns	1	26	26.0	0	26	0						
FUMBLES	Fum	Own Rec.	Yds	TD	FF	Opp. Rec.	Yds	TD	Out Bnds	FUMBLES	Fum	Own Rec.	Yds	TD	FF	Opp. Rec.	Yds	TD	Out Bnds
C. Newton	2	0	-3	0	0	0	0	0	1	R. Wilson	1	2	-2	0	0	0	0	0	0
J. Stewart	1	0	0	0	0	0	0	0	1	M. Lynch	0	0	0	0	0	0	0	0	
W. Horne	0	0	0	0	1	0	0	0	0	O. Schofield	0	0	0	0	1	0	0	0	
										E. Thomas	0	0	0	0	1	0	0	0	
										T. McDaniel	0	0	0	0	1	0	0	0	
Total	3	0	-3	0	1	0	0	0	2	Total	2	2	-2	0	2	1	0	0	

	VISITOR PANTHERS	HOME SEAHAWKS		VISITOR PANTHERS	HOME SEAHAWKS
TOTAL FIRST DOWNS	21	16	FGs - PATs Had Blocked	0-0	0-0
By Rushing	6	5	Net Punting Average	37.0	38.5
By Passing	14	10	TOTAL RETURN YARDAGE (Not Including Kickoffs)	0	99
By Penalty	1	1	No. and Yards Punt Returns	0-0	1-9
THIRD DOWN EFFICIENCY	9-16-56%	7-13-54%	No. and Yards Kickoff Returns	3-66	1-26
FOURTH DOWN EFFICIENCY	1-1-100%	0-0-0%	No. and Yards Interception Returns	0-0	2-90
TOTAL NET YARDS	362	348	PENALTIES Number and Yards	5-35	6-60
Total Offensive Plays (inc. times thrown passing)	68	52	FUMBLES Number and Lost	3-1	2-0
Average gain per offensive play	5.3	6.7	TOUCHDOWNS	2	4
NET YARDS RUSHING	132	100	Rushing	0	0
Total Rushing Plays	30	28	Passing	2	3
Average gain per rushing play	4.4	3.6	Interceptions	0	1
Tackles for a loss-number and yards	0-0	2-7	EXTRA POINTS Made-Attempts	2-2	4-4
NET YARDS PASSING	230	248	Kicking Made-Attempts	2-2	4-4
Times thrown - yards lost attempting to pass	2-16	2-20	FIELD GOALS Made-Attempts	1-1	1-1
Gross yards passing	246	268	RED ZONE EFFICIENCY	2-4-50%	1-3-33%
PASS ATTEMPTS-COMPLETIONS-HAD INTERCEPTED	36-23-2	22-15-0	GOAL TO GO EFFICIENCY	0-0-0%	0-0-0%
Avg gain per pass play (inc.# thrown passing)	6.1	10.3	SAFETIES	0	0
KICKOFFS Number-In End Zone-Touchbacks	3-2-1	6-6-3	FINAL SCORE	17	31
PUNTS Number and Average	4-39.3	4-38.5	TIME OF POSSESSION	34:03	25:57
Had Blocked	0	0			

### DEFENSIVE STATISTICS (based on coaches' film review)

Player	TT	S	A	S-yds	I-yds	PD	FF	FR	Player	TT	S	A	S-yds	I-yds	PD	FF	FR
T. Davis	9	6	3	1-12	0	0	0	0	K. Ealy	3	1	2	0	0	0	0	0
L. Kuechly	8	2	6	0	0	0	0	0	J. Norman	2	2	0	0	0	0	0	0
R. Harper	5	2	3	0	0	0	0	0	D. Edwards	2	2	0	0	0	0	0	0
K. Short	4	0	4	0	0	0	0	0	W. Horton	2	1	1	0	0	0	1	0
T. Boston	3	3	0	0	0	0	0	0	C. Johnson	2	0	2	0	0	0	0	0
C. Jones	3	2	1	0	0	1	0	0	B. Benwikere	1	1	0	0	0	1	0	0
M. Addison	3	1	2	1-8	0	0	0	0	A. Glanton	1	0	1	0	0	0	0	0
C. Cole	3	1	2	0	0	0	0	0	K. Love	1	0	1	0	0	0	0	0
									<b>Total</b>	<b>52</b>	<b>24</b>	<b>28</b>	<b>2-20</b>	<b>0</b>	<b>2</b>	<b>1</b>	<b>0</b>

NFC DIVISIONAL PLAYOFFS
CAROLINA 31 – SEATTLE 24

January 17, 2016
Bank of America Stadium • Charlotte, NC

WEATHER: Partly Cloudy, 43°, Wind NNE 7 MPH- ATTENDANCE: 74,287 - TIME: 1:06 PM EST

Carolina earned a 31-24 victory over Seattle in the NFC Divisional Playoff at Bank of America Stadium, scoring all 31 points in the first half. The Panthers held off Seattle as they rallied with 24 second-half points. On the very first offensive snap of the game, running back Jonathan Stewart – back from a three-game absence with a foot injury – slashed through the middle of Seattle's vaunted defense for 59 yards, scoring three plays later. Not to be outdone, the defense needed just two snaps to score. After defensive tackle Star Lotulelei threw running back Marshawn Lynch for a 3-yard loss on Seattle's first play, fellow tackle Kawann Short's pressure of Wilson forced a bad pass for running back Marshawn Lynch that Luke Kuechly picked off and returned 14 yards for a 14-0 lead. The rest of the quarter was dedicated to an 86-yard touchdown drive that consumed nearly nine minutes – capped by a Stewart leaping score from the 1. Cornerback

Cortland Finnegan picked off a pass on Seattle's next snap to set up a field goal, and soon after tight end Greg Olsen made an incredible grab in the back of the end zone on third-and-14 from the 19. Seattle's Tyler Lockett returned the opening kickoff of the second half to midfield, and a penalty moved the ball to the 35. The ensuing drive would end with a 13-yard touchdown pass from Wilson to wide receiver Jermaine Kearse to put the Seahawks on the board. Later in the third quarter, Wilson found Lockett for a 33-yard touchdown and in the fourth Wilson and Kearse connected again for a 3-yard touchdown. Steven Hauschka's 36-yard field goal with 1:12 to go pulled the Seahawks within a single score, but linebacker Thomas Davis secured an onside kick, taking away a chance for the Seahawks to score.

OFFICIALS

Referee — Tony Corrente (99) Umpire — Tony Michalek (115) Head Linesman — Patrick Turner (13) Line Judge — Jeff Bergman (32)
Field Judge — Adrian Hill (29) Side Judge — Greg Gautreaux (80) Back Judge — Scott Helverson (93) Replay — Howard Slavin

STARTING LINEUPS

Table with 4 main sections: Seattle Seahawks Offense, Seattle Seahawks Defense, Carolina Panthers Offense, and Carolina Panthers Defense. Each section lists player names and jersey numbers.

CAROLINA SUBSTITUTIONS: P 8 B.Nortman, K 9 G.Gano, WR 10 C.Brown, QB 14 J.Webb, WR 19 T.Ginn, CB 21 T.Williams, CB 26 C.Finnegan, S 33 T.Boston, RB 34 C.Artis-Payne, S 42 C.Jones, LS 44 J.Jansen, LB 53 B.Jacobs, LB 55 D.Mayo, LB 56 A.Klein, T 60 Da.Williams, G 79 C.Scott, TE 80 S.Simonson, WR 82 J.Cotchery, DT 92 D.Edwards, DT 93 K.Love, DE 94 K.Ealy, DE 97 M.Addison DID NOT PLAY: QB 3 D.Anderson, G 61 F.Velasco INACTIVE: WR 11 B.Bersin, DB 22 L.Young, S 29 D.Marlowe, RB 32 B.Wegher, RB 43 F.Whittaker, WR 81 K.Norwood, DE 91 R.Delaire

Table with 2 rows: VISITOR (Seattle Seahawks) and HOME (Carolina Panthers). Columns include 1, 2, 3, 4, OT, TOTAL, and FIELD GOALS (made/missed).

Table with 5 columns: Team, Qtr, Clock Time, PLAY DESCRIPTION (Extra Point) (Drive Info), and SCORE (Visitor, Home). Rows show game plays and scores.

# POSTSEASON HISTORY

## FINAL INDIVIDUAL STATISTICS

SEATTLE SEAHAWKS													Carolina Panthers												
RUSHING	ATT	YDS	AVG	LG	TD	RUSHING	ATT	YDS	AVG	LG	TD	RUSHING	ATT	YDS	AVG	LG	TD								
R. Wilson	3	32	10.7	14	0	J. Stewart	19	106	5.6	59	2	J. Stewart	19	106	5.6	59	2								
M. Lynch	6	20	3.3	9	0	M. Tolbert	7	17	2.4	5	0	M. Tolbert	7	17	2.4	5	0								
D. Shead	1	17	17.0	17	0	T. Ginn	1	11	11.0	11	0	T. Ginn	1	11	11.0	11	0								
F. Jackson	2	9	4.5	6	0	C. Artis-Payne	3	7	2.3	3	0	C. Artis-Payne	3	7	2.3	3	0								
						C. Newton	11	3	0.3	5	0	C. Newton	11	3	0.3	5	0								
Total	12	78	6.5	17	0	Total	41	144	3.5	59	2	Total	41	144	3.5	59	2								

PASSING	ATT	CMP	YDS	SK/YD	TD	LG	IN	Rtg.	PASSING	ATT	CMP	YDS	SK/YD	TD	LG	IN	Rtg.
R. Wilson	48	31	366	5/41	3	33	2	91.1	C. Newton	22	16	161	1/10	1	27	0	108.3
Total	48	31	366	5/41	3	33	2	91.1	Total	22	16	161	1/10	1	27	0	108.3

PASS RECEIVING	NO	YDS	AVG	LG	TD	PASS RECEIVING	NO	YDS	AVG	LG	TD	PASS RECEIVING	NO	YDS	AVG	LG	TD
J. Kearse	11	110	10.0	17	2	G. Olsen	6	77	12.8	27	1	J. Kearse	11	110	10.0	17	2
D. Baldwin	8	82	10.3	20	0	J. Catchery	3	22	7.3	10	0	D. Baldwin	8	82	10.3	20	0
L. Wilson	4	54	13.5	22	0	C. Brown	2	22	11.0	17	0	L. Wilson	4	54	13.5	22	0
T. Lockett	3	75	25.0	33t	1	E. Dickson	2	22	11.0	16	0	T. Lockett	3	75	25.0	33t	1
F. Jackson	2	23	11.5	13	0	D. Funchess	1	12	12.0	12	0	F. Jackson	2	23	11.5	13	0
M. Lynch	2	15	7.5	11	0	J. Stewart	1	5	5.0	5	0	M. Lynch	2	15	7.5	11	0
K. Smith	1	7	7.0	7	0	C. Artis-Payne	1	1	1.0	1	0	K. Smith	1	7	7.0	7	0
C. Michael	0	0	0.0	0	0	M. Tolbert	0	0	0.0	0	0	C. Michael	0	0	0.0	0	0
						T. Ginn	0	0	0.0	0	0						
Total	31	366	11.8	33t	3	Total	16	161	10.1	27	1	Total	31	366	11.8	33t	3

INTERCEPTIONS	NO	YDS	AVG	LG	TD	INTERCEPTIONS	NO	YDS	AVG	LG	TD	INTERCEPTIONS	NO	YDS	AVG	LG	TD
						L. Kuechly	1	14	14.0	14	1						
						C. Finnegan	1	0	0.0	0	0						
Total	0	0	0	0	0	Total	2	14	7.0	14	1	Total	0	0	0	0	0

PUNTING	NO	YDS	AVG	TB	IN20	LG	PUNTING	NO	YDS	AVG	TB	IN20	LG
J. Ryan	3	109	36.3	0	2	42	B. Nortman	5	188	37.6	0	2	46
Total	3	109	36.3	0	2	42	Total	5	188	37.6	0	2	46

PUNT RETURNS	NO	YDS	AVG	FC	LG	TD	PUNT RETURNS	NO	YDS	AVG	FC	LG	TD
T. Lockett	1	8	8.0	3	8	0	T. Ginn	1	0	0.0	1	0	0
(DOWNED)	1	0	0.0	0	0	0	(OUT OF BOUNDS)	1	0	0.0	0	0	0
Total	1	8	8.0	3	8	0	Total	1	0	0.0	1	0	0

KICKOFF RETURNS	NO	YDS	AVG	FC	LG	TD	KICKOFF RETURNS	NO	YDS	AVG	FC	LG	TD
T. Lockett	3	92	30.7	0	50	0	J. Webb	4	59	14.8	0	25	0
(TOUCHBACK)	3	0	0.0	0	0	0							
Total	3	92	30.7	0	50	0	Total	4	59	14.8	0	25	0

FUMBLES	Fum	Own Rec.	Yds	TD	FF	Opp. Rec.	Yds	TD	Out Bnds	FUMBLES	Fum	Own Rec.	Yds	TD	FF	Opp. Rec.	Yds	TD	Out Bnds
M. Bennett	0	0	0	0	1	0	0	0	0	T. Ginn	1	1	0	0	0	0	0	0	0
										C. Artis-Payne	1	0	0	0	0	0	0	0	0
										M. Tolbert	0	1	2	0	0	0	0	0	0
Total	0	0	0	0	1	0	0	0	0	Total	2	2	2	0	0	0	0	0	0

VISITOR SEAHAWKS										HOME PANTHERS									
TOTAL FIRST DOWNS										TOTAL RETURN YARDAGE (Not Including Kickoffs)									
--By Rushing										8									
--By Passing										1-8									
--By Penalty										3-92									
THIRD DOWN EFFICIENCY										0-0									
FOURTH DOWN EFFICIENCY										2-14									
TOTAL NET YARDS										3-20									
--Total Offensive Plays (inc. times thrown passing)										0-0									
NET YARDS RUSHING										2-20									
--Total Rushing Plays										TOUCHDOWNS									
--Average gain per rushing play										3									
--Tackles for a loss-number and yards										--Rushing									
NET YARDS PASSING										3									
--Times thrown - yards lost attempting to pass										--Passing									
PASS ATTEMPTS-COMPLETIONS-HAD INTERCEPTED										0									
--Avg gain per pass play (inc.# thrown passing)										--Interceptions									
KICKOFFS Number-In End Zone-Touchbacks										EXTRA POINTS Made-Attempts									
PUNTS Number and Average										--Kicking Made-Attempts									
--Had Blocked										FIELD GOALS Made-Attempts									
--Net Punting Average										RED ZONE EFFICIENCY									
FGs - PATs Had Blocked										GOAL TO GO EFFICIENCY									
										SAFETIES									
										FINAL SCORE									
										24									
										TIME OF POSSESSION									
										24:22									

## DEFENSIVE STATISTICS (based on coaches' film review)

Player	TT	S	A	S-yds	I-yds	PD	FF	FR	Player	TT	S	A	S-yds	I-yds	PD	FF	FR
L. Kuechly	10	4	6	0-0	1-14	1	0	0	K. Short	3	2	1	1-10	0-0	1	0	0
K. Coleman	9	9	0	0-0	0-0	0	0	0	T. Boston	1	1	0	1-8	0-0	0	0	0
R. McClain	8	8	0	0-0	0-0	0	0	0	D. Edwards	1	1	0	1-9	0-0	0	0	0
T. Davis	5	4	1	0-0	0-0	1	0	0	S. Lotulelei	1	1	0	0-0	0-0	0	0	0
C. Finnegan	5	3	2	0-0	1-0	1	0	0	S. Thompson	1	0	1	0-0	0-0	0	0	0
R. Harper	5	5	0	0-0	0-0	0	0	0	Total	57	46	11	5-41	2-14	4	0	0
J. Norman	5	5	0	1-14	0-0	0	0	0									
C. Johnson	3	3	0	1-0	0-0	0	0	0									

# POSTSEASON HISTORY

## NFC CHAMPIONSHIP

### CAROLINA 49 – ARIZONA 15

January 24, 2016

Bank of America Stadium • Charlotte, NC

WEATHER: Clear, 39°, Wind SW 4 MPH- ATTENDANCE: 74,294 - TIME: 6:42 PM EST

Carolina won the NFC Championship and advanced to the second Super Bowl in franchise history with a 49-15 victory over Arizona at Bank of America Stadium. The win was the Panthers 13th consecutive at home, including the playoffs. Quarterback Cam Newton threw for two touchdowns and ran for two more to become just the fourth quarterback in NFL history to produce multiple rushing and passing touchdowns in the same postseason game. Defensively, linebacker Luke Kuechly and safeties Kurt Coleman and Tre Boston came up with two takeaways apiece. The Panthers dominated the early portions of the game to take a 24-7 lead into halftime. Following halftime, Carolina took the opening kickoff of the second half and kept the ball more than seven minutes before kicking a field goal. Following a three-and-out forced by the defense, Carolina then marched 79 yards, jumpstarted by a 39-yard reception by Ted Ginn, Jr. and finished off by Newton runs of 11 and then 12 for the touchdown for a 34-7 lead. Carolina's first three drives of the game resulted in scores. Kicker Graham Gano got it going with a 45-yard field goal, then Ginn found the end zone. After Ginn set the table with a 32-yard punt return, he scored on a reverse from the 22-yard line, when Newton faked a handoff, faked a run and pitched it back to Ginn, who eventually weaved his way all the way back

across the field for the touchdown. On Carolina's next possession, Brown got past safety Rashad Johnson and sped to an 86-yard score, the longest play in Panthers postseason history. Down 17-0, Arizona did threaten to get back into it midway through the second quarter, when the Cardinals led a 79-yard touchdown drive, capped by David Johnson's 1-yard touchdown run with 5:44 left in the half. The Arizona defense followed with a three-and-out, and the Cardinals appeared set to get good field position off a short Brad Nortman punt, but Patrick Peterson muffed it. Cornerback Teddy Williams recovered it at the Arizona 46, and five plays later Newton scored with a 1-yard run for a 24-7 lead just after the two-minute warning. A Peterson interception and 72-yard return to the Carolina 22 negated a scoring chance created by a Charles Johnson strip-sack and Boston fumble recovery, but then Coleman made a leaping interception of Palmer on the next snap in the end zone. Coleman added a second interception midway through the fourth quarter, and Newton directed an 86-yard drive capped by a 5-yard touchdown pass to rookie Devin Funchess for a 42-15 lead. On Arizona's next offensive snap, Kuechly intercepted Palmer and returned it 22 yards for a touchdown that capped the scoring. Boston then added an interception – Palmer's fourth and final to go with two lost fumbles.

## OFFICIALS

Referee — Bill Vinovich (52) Umpire — Dan Ferrell (64) Head Linesman — Kent Payne (79) Line Judge — Byron Boston (18)  
Field Judge — Steve Zimmer (33) Side Judge — Joe Larrew (73) Back Judge — Terrence Miles (111) Replay — Larry Nemmers

## STARTING LINEUPS

### Arizona Cardinals

Offense			Defense		
WR	11	L.Fitzgerald	DT	93	C.Campbell
LT	68	J.Veldheer	NT	97	J.Mauro
LG	76	M.Iupati	DT	92	F.Rucker
C	63	L.Sendllein	SAM	44	M.Golden
RG	62	T.Larsen	LB	20	D.Bucannon
RT	70	B.Massie	ILB	51	K.Minter
WR	12	Jo.Brown	CB	28	J.Bethel
WR	15	M.Floyd	LCB	21	P.Peterson
QB	3	C.Palmer	RCB	25	J.Powens
RB	31	D.Johnson	SS	26	R.Johnson
WR	13	Ja.Brown	FS	22	T.Jefferson

### Carolina Panthers

Offense			Defense		
WR	17	D.Funchess	LDE	95	C.Johnson
LT	73	M.Oher	LDT	98	S.Lotulelele
LG	68	A.Norwell	RDT	99	K.Short
C	67	R.Kalil	RDE	94	K.Ealy
RG	70	T.Turner	SLB	54	S.Thompson
RT	74	M.Remmers	MLB	59	L.Kuechly
TE	88	G.Olsen	WLB	58	T.Davis
WR	10	C.Brown	LCB	27	R.McClain
QB	1	C.Newton	RCB	24	J.Norman
WR	82	J.Cotchery	SS	41	R.Harper
RB	28	J.Stewart	FS	20	K.Coleman

**CAROLINA SUBSTITUTIONS:** QB 3 D.Anderson, P 8 B.Nortman, K 9 G.Gano, QB 14 J.Webb, WR 19 T.Ginn, CB 21 T.Williams, CB 26 C.Finnegan, S 33 T.Boston, FB 35 M.Tolbert, S 42 C.Jones, RB 43 F.Whittaker, LS 44 J.Jansen, LB 53 B.Jacobs, LB 55 D.Mayo, LB 56 A.Klein, T 60 Da.Williams, G 61 F.Velasco, G 79 C.Scott, TE 80 S.Simonson, TE 84 E.Dickson, DE 91 R.Delaire, DT 92 D.Edwards, DT 93 K.Love, DE 97 M.Addison **INACTIVE:** WR 11 B.Bersin, DB 22 L.Young, S 29 D.Marlowe, RB 32 B.Wegher, RB 34 C.Artis-Payne, DE 69 J.Allen, WR 81 K.Norwood

		1	2	3	4	OT	TOTAL	FIELD GOALS (made( ) & missed)	
VISITOR	Arizona Cardinals	0	7	0	8	-	15	G. Gano (45/21)	
HOME	Carolina Panthers	17	7	10	15	-	49		
Team	Qtr	Clock Time	PLAY DESCRIPTION (Extra Point) (Drive Info)					SCORE	
								Visitor	Home
PANTHERS	1	9:30	G.GANO 45 YD. FIELD GOAL (8-39, 3:56)					0	3
PANTHERS	1	4:31	T.GINN 22 YD. RUN (G.GANO KICK) (5-49, 3:16)					0	10
PANTHERS	1	0:49	C.BROWN 86 YD. PASS FROM C.NEWTON (G.GANO KICK) (3-88, 0:59)					0	17
CARDINALS	2	5:44	D.JOHNSON 1 YD. RUN (C.CATANZARO KICK) (10-79, 6:03)					7	17
PANTHERS	2	1:56	C.NEWTON 1 YD. RUN (G.GANO KICK) (5-46, 2:49)					7	24
PANTHERS	3	7:50	G.GANO 21 YD. FIELD GOAL (11-80, 7:10)					7	27
PANTHERS	3	2:08	C.NEWTON 12 YD. RUN (G.GANO KICK) (8-79, 4:11)					7	34
CARDINALS	4	14:16	D.FELLS 21 YD. PASS FROM C.PALMER (J.NELSON RUN) (10-80, 2:52)					15	34
PANTHERS	4	5:26	D.FUNCHESS 5 YD. PASS FROM C.NEWTON (C.NEWTON-M.TOLBERT PASS) (9-84, 6:12)					15	42
PANTHERS	4	5:11	L.KUECHLY 22 YD. INTERCEPTION RETURN (G.GANO KICK)					15	49

POSTSEASON HISTORY

Arizona Cardinals										Carolina Panthers											
RUSHING D. Johnson A. Ellington	ATT	YDS	AVG	LG	TD					RUSHING J. Stewart C. Newton T. Ginn M. Tolbert F. Whittaker D. Anderson	ATT	YDS	AVG	LG	TD						
	15	60	4.0	23	1						19	83	4.4	23	0						
	1	0	0.0	0	0						10	47	4.7	14	2						
Total	16	60	3.8	23	1					Total	37	152	4.1	23	3						
	ATT	CMP	YDS	SK/YD	TD	LG	IN	Rtg.	PASSING C. Newton		28	19	335	1/11	2	86t	1	117.4			
	40	23	235	3/8	1	21t	4	43.2	Total		28	19	335	1/11	2	86t	1	117.4			
L. Fitzgerald	1	0	0	0/0	0	0	0	39.6	Total	28	19	335	1/11	2	86t	1	117.4				
	1	0	0	0/0	0	0	0	39.6		28	19	335	1/11	2	86t	1	117.4				
	41	23	235	3/8	1	21t	4	41.3													
PASS RECEIVING D. Johnson L. Fitzgerald C. Floyd D. Fells J. Nelson Jo. Brown Ja. Brown A. Ellington		NO	YDS	AVG	LG	TD				PASS RECEIVING G. Olsen C. Brown T. Ginn D. Funchess J. Catchery J. Stewart M. Tolbert E. Dickson F. Whittaker		NO	YDS	AVG	LG	TD					
	9	68	7.6	16	0					6	113	18.8	54	0							
	4	30	7.5	13	0					4	113	28.3	86t	1							
	3	37	12.3	15	0					2	52	26.0	39	0							
	2	36	18.0	21t	1					2	21	10.5	16	1							
	2	25	12.5	15	0					2	17	8.5	12	0							
	2	23	11.5	12	0					2	5	2.5	3	0							
	1	16	16.0	16	0					1	14	14.0	14	0							
	0	0	0.0	0	0					0	0	0.0	0	0							
										0	0	0.0	0	0							
Total	23	235	10.2	21t	1				Total	19	335	17.6	86t	2							
INTERCEPTIONS P. Peterson		NO	YDS	AVG	LG	TD				INTERCEPTIONS K. Coleman L. Kuechly T. Boston		NO	YDS	AVG	LG	TD					
	1	72	72.0	72	0					2	0	0.0	0	0							
										1	22	22.0	22t	1							
										1	5	5.0	5	0							
Total	1	72	72.0	72	0				Total	4	27	6.8	22t	1							
PUNTING D. Butler	NO	YDS	AVG	TB	IN20	LG				PUNTING B. Nortman	NO	YDS	AVG	TB	IN20	LG					
	4	195	48.8	0	1	52					3	119	39.7	0	0	44					
Total	4	195	48.8	0	1	52				Total	3	119	39.7	0	0	44					
PUNT RETURNS P. Peterson		NO	YDS	AVG	FC	LG	TD				PUNT RETURNS T. Ginn Total		NO	YDS	AVG	FC	LG	TD			
	2	2	1.0	1	2	0					2	38	19.0	2	32	0					
	2	2	1.0	1	2	0					2	38	19.0	2	32	0					
KICKOFF RETURNS J. Nelson		NO	YDS	AVG	FC	LG	TD				KICKOFF RETURNS F. Whittaker		NO	YDS	AVG	FC	LG	TD			
(TOUCHBACK)		2	45	22.5	0	26	0				(TOUCHBACK)		1	19	19.0	0	19	0			
		7	0	0.0	0	0	0					2	0	0.0	0	0	0				
Total		2	45	22.5	0	26	0				Total		1	19	19.0	0	19	0			
FUMBLES C. Palmer P. Peterson	Fum	Own Rec.	Yds	TD	FF	Rec.	Yds	TD	Out Bnds	FUMBLES C. Johnson K. Short T. Boston L. Kuechly T. Williams	Fum	Own Rec.	Yds	TD	FF	Rec.	Yds	TD	Out Bnds		
	2	0	0	0	0	0	0	0	0		0	0	0	0	0	1	0	0	0		
	1	0	0	0	0	0	0	0	0		0	0	0	0	0	0	0	0	0		
											0	0	0	0	0	1	0	0	0		
											0	0	0	0	0	1	0	0	0		
											0	0	0	0	0	1	0	0	0		
Total	3	0	0	0	0	0	0	0	0	Total	0	0	0	0	2	3	0	0	0		

FINAL TEAM STATISTICS

VISITOR										HOME											
CARDINALS										PANTHERS											
TOTAL FIRST DOWNS										21						21					
--By Rushing										5						8					
--By Passing										14						11					
--By Penalty										2						2					
THIRD DOWN EFFICIENCY										3-10-30%						8-14-57%					
FOURTH DOWN EFFICIENCY										2-2-100%						0-1-0%					
TOTAL NET YARDS										287						476					
--Total Offensive Plays (inc. times thrown passing)										60						66					
--Average gain per offensive play										4.8						7.2					
NET YARDS RUSHING										60						152					
--Total Rushing Plays										16						37					
--Average gain per rushing play										3.8						4.1					
--Tackles for a loss-number and yards										2-8						6-7					
NET YARDS PASSING										227						324					
--Times thrown - yards lost attempting to pass										3-8						1-11					
--Gross yards passing										235						335					
PASS ATTEMPTS-COMPLETIONS-HAD INTERCEPTED										41-23-4						28-19-1					
--Avg gain per pass play (inc.# thrown passing)										5.2						11.2					
KICKOFFS Number-In End Zone-Touchbacks										3-3-2						9-8-7					
PUNTS Number and Average										4-48.8						3-39.7					
--Had Blocked										0						0					
--Net Punting Average										39.3						39.0					
FGs - PATs Had Blocked																					
TOTAL RETURN YARDAGE (Not Including Kickoffs)										74						65					
--No. and Yards Punt Returns										2-2						2-38					
--No. and Yards Kickoff Returns										2-45						1-19					
--No. and Yards Interception Returns										1-72						4-27					
PENALTIES Number and Yards										8-51						5-45					
FUMBLES Number and Lost										3-3						0-0					
TOUCHDOWNS										2						6					
--Rushing										1						3					
--Passing										1						2					
--Interceptions										0						1					
EXTRA POINTS Made-Attempts										2-2						6-6					
--Kicking Made-Attempts										1-1						5-5					
--Passing Made-Attempts										0-0						0-1					
--Rushing Made-Attempts										1-1						0-0					
FIELD GOALS Made-Attempts										0-0						2-2					
RED ZONE EFFICIENCY										1-1-100%						3-4-75%					
GOAL TO GO EFFICIENCY										1-1-100%						2-3-67%					
SAFETIES										0						0					
FINAL SCORE										15						49					
TIME OF POSSESSION										23:21						36:39					

Player	TT	S	A	S-yds	I-yds	PD	FF	FR	Player	TT	S	A	S-yds	I-yds	PD	FF	FR
T. Davis	8	7	1	0-0	0-0	0	0	0	K. Short	2	2	0	1-1	0-0	0	1	0
L. Kuechly	7	5	2	0-0	1-22	0	0	1	T. Boston	1	1	0	0-0	1-5	0	0	1
K. Coleman	5	4	1	0-0	2-0	0	0	0	R. Delaire	1	0	1	0-0	0-0	0	0	0
R. McClain	5	4	1	0-0	0-0	2	0	0	D. Edwards	1	1	0	0-0	0-0	0	0	0
K. Ealy	4	2	2	0-0	0-0	0	0	0	C. Johnson	1	1	0	1-0	0-0	0	1	0
M. Addison	3	2	1	0-0	0-0	0	0	0	S. Lotulelei	1	1	0	0-0	0-0	0	0	0
C. Finnegan	3	2	1	0-0	0-0	0	0	0	K. Love	1	1	0	1-7	0-0	0	0	0
R. Harper	3	2	1	0-0	0-0	0	0	0	Total	55	41	14	3-8	4-27	4	2	2
A. Klein	3	1	2	0-0	0-0	0	0	0									
J. Norman	3	2	1	0-0	0-0	2	0	0									
S. Thompson	3	3	0	0-0	0-0	0	0	0									

POSTSEASON HISTORY

SUPER BOWL 50  
DENVER 24 – CAROLINA 10

February 7, 2016  
Levi's Stadium • Santa Clara, CA

WEATHER: Sunny, 76°, Wind NW 16 MPH- ATTENDANCE: 71,088 - TIME: 3:39 PM PST

A disruptive Denver defense held Carolina to 10 points as the Broncos earned a 24-10 victory over the Panthers in Super Bowl 50 in Santa Clara, Calif. Carolina, despite uncharacteristic turnovers and penalties, had the ball twice trailing 16-10 in the fourth quarter. The first time, the Panthers went three-and-out. The second time, on third-and-9, quarterback Cam Newton was strip-sacked for the second time in the game by Super Bowl MVP Von Miller. Safety T.J. Ward recovered the ball at the Carolina 4-yard line, leading to a game-sealing 2-yard touchdown run by running back C.J. Anderson. Carolina produced 315 total yards compared to Denver's 194. The Panthers had 21 first downs compared to Denver's 11. But those stats were irrelevant in determining the outcome. Not only did the Broncos defense produce four takeaways and seven sacks, they scored one of the game's three touchdowns. After Denver opened the scoring with a 34-yard field goal, Miller strip-sacked Newton, and defensive end Malik Jackson made the recovery in the end zone. Thanks to that defensive touchdown, the Broncos never trailed. Running back Jonathan Stewart capped a 73-yard drive with a 1-yard touchdown run in the second quarter, cutting the deficit to 10-7. The game took a strange turn late in the first half. The Panthers' punt coverage team mistakenly thought Denver returner Jordan Norwood was calling for a fair catch, and that hesitation allowed him to escape down the sideline for a 61-yard return. Defensive end Mario

Addison made the touchdown-saving tackle at the Carolina 14-yard line. The Broncos were forced to settle for a 33-yard field, extending their lead to 13-7. Carolina looked primed to answer as fullback Mike Tolbert lowered his shoulder at the Denver 40-yard line, but he fumbled the ball away after colliding with safety Darian Stewart. Three plays later, defensive end Kony Ealy dropped into coverage and used one hand to pick off quarterback Peyton Manning's pass for wide receiver Emmanuel Sanders. Ealy became the first player in Super Bowl history to record multiple sacks and an interception. After the teams exchanged three-and-outs, the Panthers had a chance to cut into the deficit, taking over at their own 19-yard line with 1:55 remaining in the half. The Panthers advanced past midfield, but linebacker DeMarcus Ware sacked Newton to run out the clock. The Panthers took the ball into Denver territory with the opening possession of the second half, but no points came of it after Graham Gano's 44-yard kick clanked off the right upright. The Broncos then extended their lead to 16-7 with a 30-yard field goal with 8:18 remaining in the third quarter. Again, Carolina looked ready to answer, but again the Panthers were turned away. Newton's pass over the middle into the red zone for wide receiver Ted Ginn, Jr. went off his hands and was picked off by Ward, who fumbled, but linebacker Danny Trevathan made the recovery for Denver at its own 7-yard line.

OFFICIALS

Referee — Clete Blakeman (34) Umpire — Jeff Rice (44) Head Linesman — Wayne Mackie (106) Line Judge — Rusty Baynes (59)  
Field Judge — Boris Cheek (41) Side Judge — Scott Edwards (3) Back Judge — Keith Ferguson (61) Replay — Charles Stewart

STARTING LINEUPS

Carolina Panthers						Denver Broncos					
Offense			Defense			Offense			Defense		
OL	60	Da.Williams	LDE	95	C.Johnson	WR	88	D.Thomas	DE	95	D.Wolfe
LT	73	M.Oher	LDT	98	S.Lotulelelei	LT	68	R.Harris	NT	92	S.Williams
LG	68	A.Nonwell	RDT	99	K.Short	LG	69	E.Mathis	DE	97	M.Jackson
C	67	R.Kalil	RDE	69	J.Allen	C	61	M.Paradis	SLB	58	V.Miller
RG	70	T.Turner	SLB	54	S.Thompson	RG	65	L.Vasquez	WLB	94	D.Ware
RT	74	M.Remmers	MLB	59	L.Kuechly	RT	79	M.Schofield	ILB	54	B.Marshall
TE	88	G.Olsen	WLB	58	T.Davis	TE	81	O.Daniels	ILB	59	D.Trevathan
WR	17	D.Funchess	LCB	27	R.McClain	WR	10	E.Sanders	LCB	21	A.Talib
QB	1	C.Newton	RCB	24	J.Norman	RB	22	C.Anderson	RCB	25	C.Harris
TE	84	E.Dickson	SS	41	R.Harper	QB	18	P.Manning	SS	43	T.Ward
RB	28	J.Stewart	FS	20	K.Coleman	TE	80	V.Davis	FS	26	D.Stewart

CAROLINA SUBSTITUTIONS: P 8 B.Nortman, K 9 G.Gano, WR 10 C.Brown, QB 14 J.Webb, WR 19 T.Ginn, CB 21 T.Williams, CB 26 C.Finnegan, S 33 T.Boston, FB 35 M.Tolbert, S 42 C.Jones, RB 43 F.Whittaker, LS 44 J.Jansen, LB 53 B.Jacobs, LB 55 D.Mayo, LB 56 A.Klein, G 61 F.Velasco, G 79 C.Scott, TE 80 S.Simonson, WR 82 J.Cotchery, DT 92 D.Edwards, DT 93 K.Love, DE 94 K.Ealy, DE 97 M.Addison DID NOT PLAY: QB 3 D.Anderson INACTIVE: WR 11 B.Bersin, DB 22 L.Young, S 29 D.Marlowe, RB 32 B.Wegher, RB 34 C.Artis-Payne, WR 81 K.Norwood, DE 91 R.Delaire

		1	2	3	4	OT	TOTAL	FIELD GOALS (made( ) & missed)	
VISITOR	Carolina Panthers	0	7	0	3	-	10	G. Gano	44RU (39)
HOME	Denver Broncos	10	3	3	8	-	24	B. McManus	(34)(33)(30)
								SCORE	
Team	Qtr	Clock Time	PLAY DESCRIPTION (Extra Point) (Drive Info)					Visitor	Home
BRONCOS	1	10:43	B.MCMANUS 34 YD. FIELD GOAL (10-64, 4:17)					0	3
BRONCOS	1	6:27	M.JACKSON FUMBLE RECOVERY IN END ZONE (B.MCMANUS KICK)					0	10
PANTHERS	2	11:25	J.STEWART 1 YD. RUN (G. GANO KICK) (9-73, 4:50)					7	10
BRONCOS	2	6:58	B.MCMANUS 33 YD. FIELD GOAL (4-1, 2:13)					7	13
BRONCOS	3	8:18	B.MCMANUS 30 YD. FIELD GOAL (7-54, 2:30)					7	16
PANTHERS	4	10:21	G.GANO 39 YD. FIELD GOAL (6-29, 2:56)					10	16
BRONCOS	4	3:08	C.ANDERSON 2 YD. RUN (P.MANNING-B.FOWLER PASS) (3-4, 0:56)					10	24

## POSTSEASON HISTORY

Carolina Panthers											Denver Broncos											
RUSHING											RUSHING											
C. Newton	ATT	YDS	AVG	LG	TD						R. Anderson	ATT	YDS	AVG	LG	TD						
J. Stewart	6	45	7.5	14	0						R. Hillman	23	90	3.9	34	1						
F. Whittaker	12	29	2.4	12	1							5	0	0.0	3	0						
M. Tolbert	4	26	6.5	15	0																	
	5	18	3.6	11	0																	
Total	27	118	4.4	15	1						Total	28	90	3.2	34	1						
PASSING											PASSING											
C. Newton	ATT	CMP	YDS	SK/YD	TD	LG	IN	Rtg.			P. Manning	ATT	CMP	YDS	SK/YD	TD	LG	IN	Rtg.			
T. Ginn	41	18	265	6/64	0	45	1	55.4				23	13	141	5/37	0	25	1	56.6			
Total	0	0	0	1/4	0	0	0	0.0			Total	23	13	141	5/37	0	25	1	56.6			
Total	41	18	265	7/68	0	45	1	55.4			Total	23	13	141	5/37	0	25	1	56.6			
PASS RECEIVING											PASS RECEIVING											
C. Brown		NO	YDS	AVG	LG	TD					E. Sanders		NO	YDS	AVG	LG	TD					
T. Ginn	4	80	20.0	42	0						A. Caldwell	6	83	13.8	25	0						
G. Olsen	4	74	18.5	45	0						D. Thomas	4	10	2.5	7	0						
D. Funchess	4	41	10.3	19	0						O. Daniels	1	22	22.0	22	0						
J. Catchery	2	40	20.0	24	0						D. Thomas	1	18	18.0	18	0						
F. Whittaker	2	17	8.5	11	0						R. Hillman	1	8	8.0	8	0						
J. Stewart	1	14	14.0	8	0						J. Norwood	0	0	0.0	0	0						
M. Tolbert	1	-1	-1.0	-1	0							0	0	0.0	0	0						
Total	0	0	0.0	0	0						Total	0	0	0.0	0	0						
Total	18	265	14.7	45	0						Total	13	141	10.8	25	0						
INTERCEPTIONS											INTERCEPTIONS											
K. Ealy		NO	YDS	AVG	LG	TD					T. Ward		NO	YDS	AVG	LG	TD					
Total	1	19	19.0	19	0						Total	1	-3	-3.0	-3	0						
Total	1	19	19.0	19	0						Total	1	-3	-3.0	-3	0						
PUNTING											PUNTING											
B. Nortman		NO	YDS	AVG	TB	IN20	LG				P. Colquitt		NO	YDS	AVG	TB	IN20	LG				
Total	7	315	45.0	1	1	61					Total	8	367	45.9	0	2	54					
Total	7	315	45.0	1	1	61					Total	8	367	45.9	0	2	54					
PUNT RETURNS											PUNT RETURNS											
T. Ginn		NO	YDS	AVG	FC	LG	TD				J. Norwood		NO	YDS	AVG	FC	LG	TD				
(OUT OF BOUNDS)	3	2	0.7	2	3	0					E. Sanders	1	61	61.0	3	61	0					
	3	0	0.0	0	0	0					(DOWNED)	0	0	0.0	0	0	0					
											(TOUCHBACK)	1	0	0.0	0	0	0					
											Total	1	0	0.0	0	0	0					
Total	3	2	0.7	2	3	0					Total	1	61	61.0	4	61	0					
KICKOFF RETURNS											KICKOFF RETURNS											
J. Webb		NO	YDS	AVG	FC	LG	TD				A. Caldwell		NO	YDS	AVG	FC	LG	TD				
F. Whittaker	1	24	24.0	0	24	0					(TOUCHBACK)	2	42	21.0	0	24	0					
(TOUCHBACK)	1	18	18.0	0	18	0					Total	1	0	0.0	0	0	0					
Total	4	0	0.0	0	0	0					Total	2	42	21.0	0	24	0					
Total	2	42	21.0	0	24	0					Total	2	42	21.0	0	24	0					
FUMBLES											FUMBLES											
M. Tolbert	Fum	Own Rec.	Yds	TD	FF	Opp. Rec.	Yds	TD	Out Bnds		P. Manning	Fum	Own Rec.	Yds	TD	FF	Opp. Rec.	Yds	TD	Out Bnds		
C. Newton	2	1	0	0	1	0	0	0	0		T. Ward	2	1	0	0	0	1	0	0	0		
K. Ealy	0	0	0	0	0	0	0	0	0		D. Trevaathan	1	0	0	0	0	1	0	0	0		
C. Johnson	0	0	0	0	1	0	0	0	0		V. Miller	0	1	0	0	0	1	0	0	0		
	0	0	0	0	1	0	0	0	0		S. Ray	0	0	0	0	2	0	0	0	0		
	0	0	0	0	1	0	0	0	0		D. Stewart	0	0	0	0	1	0	0	0	0		
	0	0	0	0	1	0	0	0	0		M. Jackson	0	0	0	0	1	0	0	0	0		
Total	4	1	0	0	3	1	0	0	0		Total	3	2	0	0	4	3	5	1	0		

	VISITOR PANTHERS	HOME BRONCOS		VISITOR PANTHERS	HOME BRONCOS
TOTAL FIRST DOWNS	21	11	TOTAL RETURN YARDAGE (Not Including Kickoffs)	21	58
--By Rushing	8	4	--No. and Yards Punt Returns	3-2	1-61
--By Passing	10	5	--No. and Yards Kickoff Returns	2-42	2-42
--By Penalty	3	2	--No. and Yards Interception Returns	1-19	1-3
THIRD DOWN EFFICIENCY	3-15-20%	1-14-7%	PENALTIES Number and Yards	12-102	6-51
FOURTH DOWN EFFICIENCY	0-0-0%	0-0-0%	FUMBLES Number and Lost	4-3	3-1
TOTAL NET YARDS	315	194	TOUCHDOWNS	1	2
--Total Offensive Plays (inc. times thrown passing)	75	56	--Rushing	1	1
--Average gain per offensive play	4.2	3.5	--Passing	0	0
NET YARDS RUSHING	118	90	--Fumbles	0	1
--Total Rushing Plays	27	28	EXTRA POINTS Made-Attempts	1-1	2-2
--Average gain per rushing play	4.4	3.2	--Kicking Made-Attempts	1-1	1-1
--Tackles for a loss-number and yards	1-1	4-7	--Passing Made-Attempts	0-0	1-1
NET YARDS PASSING	197	104	FIELD GOALS Made-Attempts	1-2	3-3
--Times thrown - yards lost attempting to pass	7-68	5-37	RED ZONE EFFICIENCY	1-2-50%	1-4-25%
--Gross yards passing	265	141	GOAL TO GO EFFICIENCY	1-1-100%	1-1-100%
PASS ATTEMPTS-COMPLETIONS-HAD INTERCEPTED	41-18-1	23-13-1	SAFETIES	0	0
--Avg gain per pass play (inc.# thrown passing)	4.1	3.7	FINAL SCORE	10	24
KICKOFFS Number-In End Zone-Touchbacks	3-2-1	6-5-4	TIME OF POSSESSION	32:47	27:13
PUNTS Number and Average	7-45.0	8-45.9			
--Had Blocked	0	0			
--Net Punting Average	33.4	45.6			
FGs - PATs Had Blocked	0-0	0-0			

Player	TT	S	A	S-yds	I-yds	PD	FF	FR	Player	TT	S	A	S-yds	I-yds	PD	FF	FR
L. Kuechly	10	9	1	1-9	0-0	1	0	0	T. Boston	2	1	1	0-0	0-0	0	0	0
T. Davis	7	6	1	0-0	0-0	0	0	0	R. Harper	2	1	1	0-0	0-0	0	0	0
C. Johnson	7	3	4	1-5	0-0	0	1	0	J. Norman	2	1	1	0-0	0-0	0	0	0
K. Coleman	5	3	2	0-0	0-0	0	0	0	J. Allen	0	1	0	0-0	0-0	0	0	0
S. Lufelele	5	5	0	0-0	0-0	0	0	0	K. Lowe	1	1	0	0-0	0-0	0	0	0
S. Thompson	5	5	0	0-0	0-0	0	0	0	K. Short	1	1	0	0-0	0-0	0	0	0
K. Ealy	4	3	1	3-23	1-19	0	1	1	Total	60	46	14	5-37	1-19	5	2	1
C. Finnegan	4	2	2	0-0	0-0	1	0	0									
B. McClain	4	4	0	0-0	0-0	1	0	0									

POSTSEASON HISTORY

NFC WILD CARD PLAYOFFS

NEW ORLEANS 31 – CAROLINA 26

January 7, 2018

Mercedes-Benz Superdome • New Orleans, LA

WEATHER: Indoors- ATTENDANCE: 73,186 - TIME: 3:40 PM CST

Carolina had its chances, but the Panthers couldn't keep up with New Orleans' high-powered passing game and suffered a 31-26 loss to the Saints in the NFC Wild Card round. Even after settling for field goals four times over the first three quarters, the Panthers had the ball just outside the red zone with less than a minute remaining with a chance to pull it out. The Panthers had battled back from a 24-12 deficit in the fourth quarter courtesy of two Cam Newton passing touchdowns - 14 yards to tight end Greg Olsen and 56 yards to running back Christian McCaffrey. Newton's offense set up first-and-10 at New Orleans' 21 with 46 seconds remaining in regulation. After an incomplete pass intended for wide receiver Devin Funchess, the Saints forced Newton into an intentional grounding penalty that cost Carolina 13 yards. Newton's second attempt to Funchess on third-and-23 fell incomplete once more, and on fourth down, he was pressured and ultimately sacked, ending Carolina's season. The Panthers produced 413 total yards, 24 first downs and converted on 47 percent of third downs. Carolina topped the Saints in the majority of statistical categories, but far too often settled for field goals. The Panthers kicked four field goals through the first three quarters while the Saints punched in three touchdowns. Carolina had its opportunities, but far too often didn't make the most of them.

After the Panthers' defense forced two punts from the Saints on their first two possessions, wide receiver Kaelin Clay dropped a touchdown pass that would've gave the Panthers a 7-0 advantage in the first quarter. Kicker Graham Gano missed the subsequent 25-yard field goal attempt wide right, and within one play of getting the ball back, New Orleans took the lead 7-0. Saints quarterback Drew Brees connected with former Panthers receiver Ted Ginn Jr. for an 80-yard touchdown pass and like Ginn, who ran past the Panthers' secondary, New Orleans didn't look back. The Panthers traded field goals for touchdowns with the Saints. While Brees tossed two touchdown passes and fullback Zach Line rushed for another in the first half, Gano booted three field goals - 27, 39 and 58 yards - as Carolina finished 0-for-2 from the red zone in the opening half. The Panthers set a number of franchise playoff records as Newton finished the game with 349 passing yards and two touchdowns with no interceptions for a passer rating of 105.1, setting the record for most passing yards in a Panthers postseason game. Gano's 58-yard field goal before halftime was the longest in franchise history and tied for the longest in NFL postseason history.

OFFICIALS

Referee — Tony Corrente (99) Umpire — Bryan Neale (92) Head Linesman — Derick Bowers (74) Line Judge — Tim Podraza (74)  
Field Judge — Steve Zimmer (33) Side Judge — Terry Brown (43) Back Judge — Dino Paganelli (29) Replay — Larry Nemmers

STARTING LINEUPS

Carolina Panthers

Offense			Defense		
WR	17	D. Funchess	DE	90	J. Peppers
LT	75	M. Kalil	DT	98	S.Lotulelei
LG	68	A.Norwell	DT	99	K.Short
C	67	R.Kalil	DE	97	M. Addison
RG	70	T.Turner	SLB	54	S.Thompson
RT	60	D. Williams	MLB	59	L.Kuechly
TE	88	G.Olsen	WLB	28	T.Davis
TE	84	E. Dickson	LCB	24	J. Bradberry
QB	1	C.Newton	RCB	26	D. Worley
RB	22	C. McCaffrey	SS	29	M. Adams
RB	28	J.Stewart	FS	20	K.Coleman

New Orleans Saints

Offense			Defense		
WR	19	T. Ginn	LDE	90	G. Johnson
LT	72	T. Armstead	LDT	98	S. Rankins
LG	75	A. Peat	RDY	95	T. Davison
C	60	M. Unger	RDE	94	C. Jordan
RG	67	L. Warford	WIL	52	C. Robertson
RT	71	R. Ramczyk	MLB	51	M. Te'o
TE	89	J. Hill	SS	25	R. Bush
WR	13	M. Thomas	LCB	20	K. Crawley
QB	9	D. Brees	SS	48	V. Bell
RB	41	A. Kamara	FS	43	M. Williams
WR	16	B. Coleman	RCB	23	M. Lattimore

CAROLINA SUBSTITUTIONS: QB 3 D.Anderson, P 5 M.Palardy, K 9 G.Gano, WR 11 B.Bersin, WR 12 K.Clay, WR 14 M.Frazier, WR 19 R.Shepard, CB 23 L.Gunter, S 31 J.Byrd, RB 34 C.Artis-Payne, FB 40 A.Armah, CB 41 C.Munnerlyn, S 42 C.Jones, RB 43 F.Whittaker, LS 44 J.Jansen, LB 53 B.Jacobs, LB 55 D.Mayo, LB 57 A.Gachkar, C 69 T.Larsen, T 72 T.Moton, DE 91 B.Cox, DT 92 V.Butler, DT 93 K.Love, DE 96 W.Horton DID NOT PLAY: N/A INACTIVE: QB 4 G.Gilbert, CB 27 K.Seymour, T 65 A.Silatolu, G 73 G.Van Roten, T 76 B.Clausell, DE 77 Z.Moore, DE 95 C.Johnson

		1	2	3	4	OT	TOTAL	FIELD GOALS (made( ) & missed)	
VISITOR	Carolina Panthers	0	9	3	14	-	26	G. Gano 25WR (27) (39) (58) (29)	
HOME	New Orleans Saints	7	14	3	7	-	31	W. Lutz (57)	

Team	Qtr	Clock Time	PLAY DESCRIPTION (Extra Point) (Drive Info)	SCORE	
				Visitor	Home
SAINTS	1	1:46	T.GINN 80 YD. PASS FROM D.BREES (W.LUTZ KICK) (2-80, 0:18)	0	7
PANTHERS	2	14:12	G.GANO 27 YD. FIELD GOAL (6-66, 2:34)	3	7
SAINTS	2	9:04	J.HILL 9 YD. PASS FROM D.BREES (W.LUTZ KICK) (9-75, 5:08)	3	14
PANTHERS	2	2:47	G.GANO 39 YD. FIELD GOAL (12-54, 6:17)	6	14
SAINTS	2	0:43	Z.LINE 1 YD. RUN (W.LUTZ KICK) (8-75, 2:04)	6	21
PANTHERS	2	0:00	G.GANO 58 YD. FIELD GOAL (5-35, 0:43)	9	21
PANTHERS	3	10:58	G.GANO 29 YD. FIELD GOAL (9-64, 4:02)	12	21
SAINTS	3	6:05	W.LUTZ 57 YD. FIELD GOAL (10-36, 4:53)	12	24
PANTHERS	4	12:47	G.OLSEN 14 YD. PASS FROM C.NEWTON (G.GANO KICK) (8-68, 3:45)	19	24
SAINTS	4	5:08	A.KAMARA 2 YD. RUN (W.LUTZ KICK) (5-62, 3:02)	19	31
PANTHERS	4	4:09	C.MCCAFFREY 56 YD. PASS FROM C.NEWTON (G.GANO KICK) (3-75, 0:59)	26	31



## POSTSEASON HISTORY

## FINAL INDIVIDUAL STATISTICS

Carolina Panthers													New Orleans Saints																		
RUSHING		ATT	YDS	AVG	LG	TD							RUSHING		ATT	YDS	AVG	LG	TD												
J.Stewart		11	51	4.6	29	0							A.Kamara	10	23	2.3	5	1													
C.Newton		8	37	4.6	10	0							M.Ingram	9	22	2.4	7	0													
C.McCaffrey		6	16	2.7	7	0							Z.Line	1	1.0	1	1														
F.Whittaker		1	3	3.0	3	0							D.Brees	1	1	-1.0	-1	0													
													T.Lewis	1	-4	-4.0	-4	0													
Total		26	107	4.1	29	0							Total	28	90	3.2	34	1													
PASSING		ATT	CMP	YDS	SK/YD	TD	LG	IN	Rtg.							PASSING		ATT	CMP	YDS	SK/YD	TD	LG	IN	Rtg.						
C.Newton		40	24	349	4/43	2	56	0	105.1							D.Brees	33	23	376	1/7	2	80	1	115.2							
D.Anderson		1	0	0	0/0	0	0	0	39.6							Total	33	23	376	1/7	2	80	1	115.2							
Total		41	24	349	4/43	2	56	0	102.6																						
PASS RECEIVING			NO	YDS	AVG	LG	TD							PASS RECEIVING			NO	YDS	AVG	LG	TD										
G.Olsen			8	107	13.4	24	1							M.Thomas		8	131	16.4	46	0											
C.McCaffrey			6	101	16.8	56	1							T.Ginn		4	115	28.8	80	1											
D.Funchess			4	79	19.8	24	0							B.Coleman		4	44	11.0	18	0											
K.Klay			3	32	10.7	21	0							J.Hill		3	49	16.3	25	1											
B.Bersin			2	27	13.5	19	0							M.Ingram		1	13	13.0	13	0											
E.Dickson			1	3	3.0	3	0							A.Kamara		1	10	10.0	10	0											
R.Shepard			0	0	0.0	0	0							W.Snead		1	7	7.0	7	0											
														Z.Line		1	7	7.0	7	0											
Total			24	349	14.5	56	2							Total		23	376	16.3	80	2											
INTERCEPTIONS			NO	YDS	AVG	LG	TD							INTERCEPTIONS			NO	YDS	AVG	LG	TD										
M.Adams			1	1	1.0	1	0							Total		0	0	0	0	0											
Total			1	1	1.0	1	0																								
PUNTING			NO	YDS	AVG	TB	IN20	LG							PUNTING			NO	YDS	AVG	TB	IN20	LG								
M.Palardy			3	145	48.3	0	1	53							T.Moorestead		4	183	45.8	0	1	57									
Total			3	145	48.3	0	1	53							Total		4	183	45.8	0	1	57									
PUNT RETURNS			K	YDS	AVG	FC	LG	TD							PUNT RETURNS			K	YDS	AVG	FC	LG	TD								
K.Klay			2	11	5.5	1	12	0							T.Lewis		2	17	8.5	1	11	0									
C.McCaffrey			0	0	0.0	1	0	0							Total		2	17	8.5	1	11	0									
Total			2	11	5.5	2	12	0																							
KICKOFF RETURNS (TOUCHBACK)			NO	YDS	AVG	FC	LG	TD							KICKOFF RETURNS (TOUCHBACK)			NO	YDS	AVG	FC	LG	TD								
Total			6	0	0.0	0	0	0							Total		6	0	0.0	0	0	0									
			6	0	0.0	0	0	0									6	0	0.0	0	0	0									
Own FUMBLES		Fum	Rec.	Yds	Opp.	TD	FF	Rec.	Yds	Opp.	TD	Bnds							Own FUMBLES		Fum	Rec.	Yds	Opp.	TD	FF	Rec.	Yds	Opp.	TD	Bnds
M.Adams		1	0	0	0	0	0	0	0	0	1								B.Coleman		1	0	0	0	0	0	0	0	0		
K.Coleman		0	0	0	0	0	1	0	0	0	0								M.Ingram		0	0	0	0	0	0	0	0			
																			A.Kamara		0	0	0	0	1	0	0	0	0		
Total		1	0	0	0	1	0	0	0	0	1								Total		1	1	0	0	1	0	0	0	0		

## FINAL TEAM STATISTICS

	VISITOR PANTHERS	HOME SAINTS		VISITOR PANTHERS	HOME SAINTS
TOTAL FIRST DOWNS	24	21	TOTAL RETURN YARDAGE (Not Including Kicks/offs)	12	17
--By Rushing	5	3	--No. and Yards Punt Returns	2-11	2-17
--By Passing	16	17	--No. and Yards Kickoff Returns	0-0	0-0
--By Penalty	3	1	--No. and Yards Interception Returns	1-1	0-0
THIRD DOWN EFFICIENCY	8-17-47%	2-8-25%	PENALTIES Number and Yards	2-18	7-96
FOURTH DOWN EFFICIENCY	1-2-50%	0-1-0%	FUMBLES Number and Lost	1-0	1-0
TOTAL NET YARDS	413	410	TOUCHDOWNS	2	4
--Total Offensive Plays (inc. times thrown passing)	71	56	--Rushing	0	2
--Average gain per offensive play	5.8	7.3	--Passing	2	2
NET YARDS RUSHING	107	41	--Fumbles	0	0
--Total Rushing Plays	26	22	EXTRA POINTS Made-Attempts	2-2	4-4
--Average gain per rushing play	4.1	1.9	--Kicking Made-Attempts	2-2	4-4
--Tackles for a loss-number and yards	2-2	4-10	--Passing Made-Attempts	0-0	0-0
NET YARDS PASSING	306	369	FIELD GOALS Made-Attempts	4-5	1-1
--Times thrown - yards lost attempting to pass	4-43	1-7	RED ZONE EFFICIENCY	1-4-25%	3-3-100%
--Gross yards passing	349	376	GOAL TO GO EFFICIENCY	0-1-0%	3-3-100%
PASS ATTEMPTS-COMPLETIONS-HAD INTERCEPTED	41-24-0	33-23-1	SAFETIES	0	0
--Avg gain per pass play (inc.# thrown passing)	6.8	10.9	FINAL SCORE	26	31
KICKOFFS Number-In End Zone-Touchbacks	6-6-6	6-6-6	TIME OF POSSESSION	33:49	26:11
PUNTS Number and Average	3-48.3	4-45.8			
--Had Blocked	0	0			
--Net Punting Average	42.7	43.0			
FGs - PATs Had Blocked	0-0	0-0			

## DEFENSIVE STATISTICS (based on coaches' film review)

Player	TT	S	A	S-yds	I-yds	PD	FF	FR
J. Bradberry	8	7	1	0-0	1-4	0	0	0
S. Thompson	8	6	2	0-0	0-0	0	0	0
D. Worley	6	6	0	0-0	0-0	1	0	0
L. Kuechly	4	4	0	0-0	0-0	0	0	0
T. Davis	4	4	0	0-0	1-2	0	0	0
M. Adams	4	3	1	0-0	1-3	1	0	0
K. Short	3	2	1	1-7	1-7	0	0	0
B. Cox	2	2	0	0-0	0-0	0	0	0
J. Peppers	2	1	1	0-0	1-1	0	0	0

Player	TT	S	A	S-yds	I-yds	PD	FF	FR
S. Lotulelei	1	1	0	0-0	0-0	0	0	0
K. Coleman	1	1	0	0-0	0-0	0	1	0
L. Gunter	1	1	0	0-0	0-0	0	0	0
C. Munnerlyn	1	1	0	0-0	0-0	0	0	0
V. Butler	0	0	0	0-0	0-0	0	0	0
Total	45	39	6	1-7	5-17	3	1	0

# ALL-TIME ASSISTANT COACHES ROSTER

Name	Position	Years
Angelichio, Brian	Tight Ends	2020-2021
Baker, Brian	Defensive Line	2009-2010
Barbeau, Thomas	Assistant Strength & Conditioning	2020-2021
Barthel, E.J.	Coaching Assistant	2020
Bayless, Martin	Defensive Assistant	2003
Belin, Warren	Linebackers	2011-2012
Benguche, Jason	Assistant Strength & Conditioning	2013-2019
Blackburn, Chase	Special Teams	2016-2017
	Special Teams Coordinator	2018-2021
Boudreau, Paul	Offensive Line	2001-2002
Brady, Joe	Offensive Coordinator	2020-2021
Breaux, Don	Tight Ends	1995-2002
Brown, Ray	Assistant Offensive Line	2011-2015
	Offensive Line	2016-2017
Brown, Everette	Assistant Linebackers	2019
Burney, Jacob	Defensive Line	1999-2001
Bush, Blair	Asst. Offensive Line	1995-1997
Catavolos, George	Defensive Backs	1995-1997
Chryst, Geep	Quality Control/Offense	2006
	Tight Ends	2007-2010
Chudzinski, Rob	Offensive Coordinator	2011-2012
Cooper, Evan	Cornerbacks	2020-2021
Cotchery, Jerricho	Assistant Wide Receivers	2017-2019
Crossman, Danny	Special Teams Asst./Asst. Strength & Conditioning	2003-2004
	Special Teams	2005-2009
Davidson, Jeff	Offensive Coordinator	2007-2010
Davis, Billy	Outside Linebackers	1995-1998
DeHaven, Bruce	Assistant Special Teams	2013-2014
	Special Teams Coordinator	2015
	Senior Advisor to Special Teams	2016
Del Rio, Jack	Defensive Coordinator	2002
Delgado, Matthew "Los"	Assistant to the Head Coach	2020-2021
Dorsey, Ken	Quarterbacks	2013-2017
Dvoracek, Rob	Coaching Assistant	2021
Fangio, Vic	Defensive Coordinator	1995-1998
Farwell, Heath	Special Teams Assistant	2018
Feit, Adam	Assistant Strength & Conditioning	2011
Felder, Gus	Assistant Strength & Conditioning	2020
Ferraro, Paul	Special Teams Asst./Asst. Strength & Conditioning	2005
Fewell, Perry	Secondary/Interim Head Coach	2019
Flajole, Ken	Defensive Assistant	2003
	Linebackers	2004-2008
Foley, Ed	Assistant Special Teams	2020-2021
Fuller, Curtis	Defensive Assistant/Defensive Backs	2014
	Assistant Special Teams/Nickel Backs	2015
	Assistant Defensive Backs/Nickles	2016
	Defensive Backs	2017
Garnes, Sam	Special Teams Assistant	2010
Gilbride, Kevin M.	Defensive Analyst	2021
Gill, Ted	Defensive Line	1996-1998
Gillhamer, Mike	Secondary/Defensive Assistant	2004-2005
	Secondary/Safeties	2006-2008
	Secondary	2009-2010
Godette, Cary	Defensive Line	1995
Graves, Fred	Wide Receivers	2011-2012
Harris, Chick	Running Backs	1995-2001
Haskell, Gil	Offensive Coordinator	1998-1999
Henning, Dan	Offensive Coordinator/Quarterbacks	2002-2003
	Offensive Coordinator	2004-2006



# ALL-TIME ASSISTANT COACHES ROSTER

Hoener, Pete	Tight Ends	2011-2019
Hoke, Brady	Defensive Line	2018
Holcomb, Al	Linebackers	2013-2017
	Defensive Run Game Coordinator	2020-2021
Hostler, Jim	Wide Receivers	2019
Imamura, Jeff	Assistant Secondary/Cornerbacks	2017-2018
Jackson, Frisman	Wide Receivers	2020
	Offensive Pass Game Coordinator/Wide Receivers	2021
Jacobs, Ben	Assistant Special Teams	2019
Johnson, Don	Pass Rush Specialist	2021
Kenn, Joe	Strength & Conditioning	2011-2019
Knighton, Terrance	Coaching Assistant	2021
Levine, Tony	Special Teams Asst./Asst. Strength & Conditioning	2006
Lombardi, Matt	Assistant Quarterbacks	2020-2021
Magazu, Dave	Tight Ends	2003-2006
	Offensive Line	2007-2010
Mainord, Carlos	Defensive Backs	2000-2001
Mangas, DJ	Coaching Assistant	2020
Marshall, John	Asst. Head Coach/Defensive Coordinator	1999-2001
Maser, Mike	Offensive Line	2003-2006
Matsko, John	Offensive Line	2011-2015
	Running Game Coordinator	2016-2019
Maxie, Brett	Defensive Quality Control	1998
McCoy, Mike	Offensive Assistant	2000; 2002-2003
	Wide Receivers	2001
	Quarterbacks/Offensive Assistant	2004-2005
	Quarterbacks	2006
	Quarterbacks/Passing Coordinator	2007-2008
McGaughey, Thomas	Special Teams Coordinator	2016-2017
McGuire, Garret	Coaching Assistant	2021
McDermott, Sean	Defensive Coordinator	2011-2016
McNally, Jim	Offensive Line	1995-1998
Meeks, Ron	Defensive Coordinator	2009-2010
	Defensive Backfield	2011
Meyer, Pat	Offensive Line	2020-2021
Mills, Sam	Linebackers	1999-2004
Mills III, Sam	Quality Control/Defense	2006-2010
	Defensive Quality Control/Asst. Defensive Line	2011-2012
	Assistant Defensive Line	2013-2018
	Defensive Line	2018
	Defensive Line/Game Management	2019
Milus, Ron	Secondary	2009-2010
Morton, Chip	Strength and Conditioning	1995-1998
Murphy, Brian	Special Teams Coordinator	2011-2012
Musgrave, Bill	Quarterbacks	1999
	Offensive Coordinator	2000
Nixon, Jeff	Senior Offensive Assistant/Running Backs	2020-2021
O'Brien, Scott	Special Teams	1999-2001
	Asst. Head Coach/Special Teams	2002-2004
Okam, Frank	Assistant Defensive Line	2020
	Defensive Line	2021
Peetz, Jake	Running Backs	2019
	Quarterbacks	2020
Pendry, Joe	Offensive Coordinator	1995-1997
Perry, Rod	Secondary	2002-2006
Phair, Mike	Defensive Line	2020
Purnell, Russ	Special Teams Assistant	2015
Proehl, Ricky	Offensive Consultant	2011
	Assistant Wide Receivers	2012
	Wide Receivers	2013-2016

# ALL-TIME ASSISTANT COACHES ROSTER

Ramsdell, John	Senior Offensive Assistant	2014
Reynolds, Alvin	Defensive Assistant	1999-2002
Rivera, Vincent	Defensive Quality Control	2018-2019
Rodgers, Jeff	Special Teams Assistant	2009-2010
Rodgers, Richard	Special Teams Assistant	2012
	Interim Special Teams Coordinator	2012
	Special Teams Coordinator	2013-2014
	Assistant Defensive Backs	2015-2018
	Safeties	2019
Roman, Greg	Offensive Assistant	1999-2000
	Assistant Offensive Line	2001
<b>Ryan, Sean</b>	<b>Quarterbacks</b>	<b>2021</b>
Russ, Steve	Linebackers	2018-2019
Satterfield, Marcus	Assistant Offensive Line	2020
Scherer, Rip	Quarterbacks	2009-2010
Schonert, Turk	Quarterbacks	2001
<b>Scott, Jeremy</b>	<b>Strength &amp; Conditioning</b>	<b>2020-2021</b>
Seely, Brad	Special Teams	1995-1998
Settle, John	Running Backs	2011-2012
Shafer, Steve	Defensive Backs	1998
Shoop, John	Quarterbacks	1995-1998
Shula, Mike	Quarterbacks	2011-2012
	Offensive Coordinator	2013-2017
Simmons, Darrin	Special Teams Assistant/ Asst. Strength and Conditioning	1999-2002
<b>Simmons, Jason</b>	<b>Defensive Pass Game Coordinator/Secondary</b>	<b>2020-2021</b>
Simmons, Jerry	Strength and Conditioning	1999-2010
<b>Siravo, Mike</b>	<b>Linebackers</b>	<b>2020</b>
	<b>Senior Defensive Assistant/Linebacker</b>	<b>2021</b>
Skipper, Jim	Running Backs	2002-2005
	Running Backs/Assistant Head Coach	2006-2010
	Running Backs	2013-2018
Smith, Richard	Linebackers	2009-2010
<b>Snow, Phil</b>	<b>Defensive Coordinator</b>	<b>2020-2021</b>
<b>Sparano Jr., Tony</b>	<b>Assistant Offensive Line</b>	<b>2021</b>
Steele, Kevin	Linebackers	1995-1998
Sunseri, Sal	Defensive Assistant	2002
	Defensive Line	2003-2008
Taylor, Lance	Assistant Wide Receivers	2013
	Wide Receivers	2017-2018
Terrell, Drew	Offensive Quality Control	2018-2019
Tolbert, Tyke	Wide Receivers	2010
Trgovac, Mike	Defensive Line	2002
	Defensive Coordinator	2003-2008
Turner, Cameron	Assistant Wide Receivers	2015-2016
	Assistant Quarterbacks	2017
Turner, Norv	Offensive Coordinator	2018-2019
Turner, Scott	Offensive Quality Control	2011-2012
	Quarterbacks	2018-2019
<b>Udinski, Grant</b>	<b>Coaching Assistant</b>	<b>2020-2021</b>
Valesente, Bob	Defensive Backs	1999
Washington, Eric	Defensive Line	2011-2017
	Defensive Coordinator	2018-2019
Wharton, Travelle	Assistant Offensive Line	2018-2019
<b>Whitaker, Cedric</b>	<b>Coaching Assistant</b>	<b>2020-2021</b>
Wilks, Steve	Secondary/Pass Defense Coordinator	2012-2014
	Assistant Head Coach/Secondary	2015-2016
	Defensive Coordinator	2017
Williamson, Richard	Wide Receivers	1995-1999, 2002-2009
	Wide Receivers/Asst. Head Coach-Offense	2000
	Asst. Head Coach/Offensive Coordinator	2001
Wise, Tony	Offensive Line	1999-2000

# ALL-TIME ALPHABETICAL ROSTER

A	POS	NO	SCHOOL	GP/GS	YEARS
Abraham, Clifton	CB	24	Florida State	1/0	1997
Adams, Darvin	WR	86	Auburn	2/0	2011
Adams, Joe	WR	15	Arkansas	9/0	2012
Adams, Mike	S	29	Delaware	32/32	2017-2018
Addison, Mario	DE	97	Troy	111/51	2012-2019
Aiken, Danny	LS	48	Virginia	0/0	2015
Ajirotutu, Seyi	WR	19	Fresno State	14/0	2011
Alecxi, Chas	DT	65	Pittsburgh	0/0	2016
Alexander, Brent	S	46	Tennessee State	32/32	1998-1999
Alexander, Frank	DE	90	Oklahoma	29/6	2012-2015
Alexander, Gerald	S	21	Boise State	2/0	2010
Allen, Brian	LB	52	Florida State	44/9	2002-2004
Allen, Jared	DE	69	Idaho State	12/12	2015
Allen, Kyle	QB	7	Houston	15/13	2018-2019
Anderson, C.J.	RB	20	California	9/1	2018
Anderson, Derek	QB	3	Oregon State	25/4	2011-2017
Anderson, James	LB	50	Virginia Tech	94/53	2006-2012
Anderson, Rashard	CB	46	Jackson State	27/9	2000-2001
<b>Anderson, Robby</b>	<b>WR</b>	<b>11</b>	<b>Temple</b>	<b>16/16</b>	<b>2020</b>
Apple, Eli	CB	41	Ohio State	2/0	2020
Applewhite, Antwan	DE	93	San Diego State	17/4	2011-2012
Armah, Alex	FB	40	West Georgia	57/4	2017-2020
Armstead, Jesse	LB	59	Miami (FL)	0/0	2004
Artis-Payne, Cameron	RB	34	Auburn	32/3	2015-2018
Austin, Thomas	G	71	Clemson	4/1	2012
Avant, Jason	WR	81	Michigan	11/0	2014
<b>B</b>					
Bailey, Carlton	LB	54	North Carolina	40/28	1995-1997
Baker, Eugene	WR	80	Kent State	4/0	2003-2004
Baker, Jason	P	7	Iowa	112/0	2005-2011
Baker, Myron	LB	53, 56	Louisiana Tech	18/0	1996-1997
Baldwin, Randy	RB	23	Mississippi	7/2	1995
Ball, Marcus	CB	36	Memphis	1/0	2016
Barber, Kantroy	RB	46	West Virginia	0/0	1997
Barker, Jay	QB	11	Alabama	0/0	1996
Barner, Kenjon	RB	25	Oregon	12/0	2013; 2018
Barnhardt, Tommy	P	6	North Carolina	16/0	1995
Barnidge, Gary	TE	82	Louisville	63/11	2008-2012
Barrow, Micheal	LB	56	Miami (FL)	48/48	1997-1999
Basanez, Brett	QB	14	Northwestern	1/0	2006-2007
Bashir, Idrees	S	33	Memphis	11/0	2005
Bates, Michael	WR/RB	82, 24	Arizona	76/0	1996-2000; 2002
Batiste, D'Anthony	G	76	Louisiana-Lafayette	0/0	2006
Battaglia, Marco	TE	47	Rutgers	2/0	2003
Baugh, Marcus	TE	85	Ohio State	0/0	2019
Beason, Jon	LB	52	Miami	72/71	2007-2013
Beebe, Don	WR	82	Chadron State	14/1	1995
Bell, Byron	T	77	New Mexico	62/56	2011-2014
Benenoch, Caleb	T	78	UCLA	0/0	2019
Benjamin, Kelvin	WR	13	Florida State	40/36	2014-2017
Bennett, Brandon	RB	36	South Carolina	8/0	2004
Benwikere, Bené	CB	25	San Jose State	27/14	2014-2016
Bernadeau, Mackenzy	G	65, 73	Bentley	47/20	2008-2011
Bersin, Brenton	WR	11	Wofford College	42/4	2014-2017
Beuerlein, Steve	QB	7	Notre Dame	59/51	1996-2000
Biakabutuka, Tshimanga	RB	21	Michigan	50/35	1996-2001
Bickett, Duane	LB	50	Southern California	16/0	1996
Biddle, Taye	WR	11	Mississippi	2/0	2006
Black, Nathan	WR	18, 83	Northwestern State (LA)	5/0	2002
Blackburn, Chase	LB	93	Akron	19/9	2013-2014
Blanchard, Matt	QB	5	Wisconsin-Whitewater	0/0	2014
Bohlinger, Rob	T	79	Wyoming	13/1	1998

# ALL-TIME ALPHABETICAL ROSTER

Bolden, Juran	CB	43	Mississippi Delta	6/0	1998
Booth, Tony	DB	31	James Madison	0/0	1999-2000
Bond, Travis	T	74	North Carolina	2/0	2013
<b>Bonnafoon, Reggie</b>	<b>RB</b>	<b>39</b>	<b>Louisville</b>	<b>18/0</b>	<b>2019-2020</b>
Bono, Steve	QB	12	UCLA	2/0	1999
Boston, Tre	S	33	North Carolina	74/48	2014-2016; 2019-2020
Bradberry, James	CB	24	Samford	60/60	2016-2019
Brady, Jeff	LB	52	Kentucky	16/16	1999
Branch, Colin	S	28	Stanford	48/19	2003-2006
Brayton, Tyler	DE	96	Colorado	46/45	2008-2010
Brewer, Dewell	RB	26	Oklahoma	0/0	1995
Bridges, Jeremy	T/G	73, 72	Southern Mississippi	43/28	2006-2008; 2012
Bridgewater, Teddy	QB	5	Louisville	15/15	2020
Bright, Anthony	WR	81	Valencia CC	1/0	2002
Brockel, Richie	TE/FB	47	Boise State	49/2	2011-2015
Brockermeier, Blake	T	78	Texas	58/55	1995-1998
Broughton, Luther	TE	84, 49, 80	Furman	31/4	1997-1998; 2001
Broussard, Jamall	WR	85	San Jose State	8/0	2004
Brown, Andre	RB	24	North Carolina State	0/0	2010
Brown, Corey	WR	16, 10	Ohio State	43/22	2014-2016
Brown, Dee	RB	22	Syracuse	14/3	2002
<b>Brown, Derrick</b>	<b>DT</b>	<b>95</b>	<b>Auburn</b>	<b>16/15</b>	<b>2020</b>
Brown, Everette	DE	91	Florida State	28/3	2009-2010
Brown, Tony	DT	97	Memphis	1/0	2006
Browning, Bryant	G	60	Ohio State	1/0	2011
Brzezinski, Doug	G	79	Boston College	9/8	2003-2004
Buckner, Brentson	DT	99	Clemson	71/65	2001-2005
Burke, Paul	TE	84	Idaho	0/0	1996
Burks, Dialleo	WR	19, 89	Eastern Kentucky	1/0	1999-2000
<b>Burns, Brian</b>	<b>DE</b>	<b>53</b>	<b>Florida State</b>	<b>31/19</b>	<b>2019-2020</b>
<b>Burris, Juston</b>	<b>S</b>	<b>31</b>	<b>North Carolina State</b>	<b>13/12</b>	<b>2020</b>
Burton, Antwon	DT	78	Temple	2/0	2009
Burton, Shane	DT	98	Tennessee	32/8	2002-2003
Butcher, Paul	LB	53	Wayne State	16/0	1995
Butker, Harrison	K	7	Georgia Tech	0/0	2017
Butler, Darius	CB	27	Connecticut	13/6	2011
Butler, Rashad	T	79	Miami (FL)	0/0	2006
Butler, Vernon	DT	92	Louisiana Tech	52/5	2016-2019
By'not'e, Butler	CB	33	Ohio State	7/0	1995
Byers, Jeff	C/G	62	Southern California	22/7	2011-2013
Byndom, Carrington	CB	37	Texas	3/0	2014
Byrd, Damiere	WR	18	South Carolina	17/3	2016-2018
Byrd, Jairus	S	31	Oregon	12/0	2017
Byrd, Isaac	WR	82	Kansas	43/12	2000-2002
Byrd, LaRon	WR	86	Miami (FL)	0/0	2016
Byrum, Dion	CB	27	Ohio University	3/0	2006
C					
Caldwell, Mike	LB	59	Middle Tennessee State	9/0	2003
Cadet, Travaris	RB	38	Appalachian State	1/0	2018
Campbell, Bruce	T	73	Maryland	5/0	2012-2013
Campbell, D.J.	S	26	California	5/4	2012
Campbell, Mathew	TE/T/G	87, 66	South Carolina	69/58	1995-2000
<b>Canon, Trenton</b>	<b>RB</b>	<b>36</b>	<b>Virginia State</b>	<b>14/0</b>	<b>2020</b>
Cantwell, Hunter	QB	14	Louisville	0/0	2009
Carr, David	QB	8	Fresno State	6/4	2007
Carrier, Mark	WR	83	Nicholls State	57/36	1995-1998
Carruth, Rae	WR	84, 89	Colorado	22/20	1997-1999
Carstens, Jordan	DT	67	Iowa State	29/16	2004-2006
Carter, Drew	WR	18	Ohio State	33/9	2004-2007
Carter, Jason	WR	11	Texas A&M	0/0	2007-2008
<b>Carter, Jermaine</b>	<b>LB</b>	<b>56</b>	<b>Maryland</b>	<b>48/13</b>	<b>2018-2020</b>
Carter, Todd	K	5	Grand Valley State	1/0	2010

# ALL-TIME ALPHABETICAL ROSTER

Cash, Jeremy	LB	57	Duke	9/0	2016-2017
Cason, Antoine	CB	20	Arizona	12/11	2014
Catanzaro, Chandler	K	4	Clemson	4/0	2018
Chandler, Jeff	K	5	Florida	2/0	2004
Chandler, Nate	DT/T/G	78	UCLA	37/19	2012-2015
<b>Chandler, Sean</b>	<b>S</b>	<b>34</b>	<b>Temple</b>	<b>3/0</b>	<b>2020</b>
<b>Charlton, Joseph</b>	<b>P</b>	<b>3</b>	<b>South Carolina</b>	<b>16/0</b>	<b>2020</b>
Chester, Larry	DT	64	Temple	11/5	2001
Childress, O.J.	LB	58	Clemson	0/0	2000
Childs, Jason	T	76	North Dakota	0/0	1995
<b>Chinn, Jeremy</b>	<b>LB</b>	<b>21</b>	<b>Southern Illinois</b>	<b>15/15</b>	<b>2020</b>
Christian, Bob	FB	44	Northwestern	14/12	1995-1996
Ciurciu, Vinny	LB	50, 54	Boston College	49/5	2003-2006
Clark, Chris	OL	74	Southern Mississippi	15/13	2018
Clausen, Jimmy	QB	2, 7	Notre Dame	13/10	2010-2013
Clay, Kaelin	WR	12	Utah	9/2	2017
Clowney, David	WR	87	Virginia Tech	10/0	2010
Cockrell, Ross	CB	47	Duke	14/11	2018-2019
Colbert, Keary	WR	83	Southern California	55/42	2004-2007
Cole, Colin	DT	91	Iowa	33/23	2013-2015
Coleman, Kurt	S	20	Ohio State	42/42	2015-2017
Collins, Kerry	QB	12	Penn State	45/42	1995-1998
Colston, Tim	DT	92	Kansas State	2/0	1996
Conner, Darion	LB	56	Jackson State	16/16	1995
Connor, Dan	LB	57, 55	Penn State	47/19	2008-2011; 2013
Considine, Sean	S	37	Iowa	4/0	2011
Cooper, Deke	S	35	Notre Dame	26/15	2002; 2007
Cooper, Jarrod	S	40	Kansas State	40/0	2001-2004
Cooper, Pharoh	WR	14	South Carolina	16/1	2020
Cook, Toi	CB	41	Stanford	31/2	1996-1997
Cota, Chad	S	37	Oregon	48/18	1995-1997
Cotchery, Jerricho	WR	82	North Carolina State	29/16	2014-2015
Cousin, Terry	CB	21	South Carolina	29/29	2002-2003
Cox, Jr., Bryan	DE	91	Florida	19/0	2017-2019
Cox, Demetrious	S	36	Michigan State	4/0	2017
Craig, Dameyune	QB	16, 2	Auburn	6/0	1998-2001
Cramer, Casey	FB	49	Dartmouth	7/1	2004-2005
Crawford, Casey	TE	84	Virginia	11/1	2000-2001
Culbersson, Quinton	LB	56	Mississippi State	5/0	2009
Cunningham, Richie	K	3	SW Louisiana	7/0	1999-2000
Curry, Donte	LB	96, 55	Morris Brown	20/0	2007-2008
<b>D</b>					
<b>Daley, Dennis</b>	<b>OL</b>	<b>65</b>	<b>South Carolina</b>	<b>19/12</b>	<b>2019-2020</b>
Daniel, Robert	DE	72	Northwestern State (LA)	0/0	1999-2000
Davids-Garrido, Norberto	G	76	Southern California	59/39	1996-1999
Davis, C.J.	G	71	Pittsburgh	7/0	2009-2010
Davis, Eric	CB	25	Jacksonville State	78/78	1996-2000
Davis, Josh	WR	16	Marshall	0/0	2007
Davis, Mike	RB	27, 28	South Carolina	20/12	2019-2020
Davis, Rod	LB	57	Southern Mississippi	1/0	2006
Davis, Stephen	RB	48	Auburn	29/27	2003-2005
Davis, Thomas	S/LB	47, 58	Georgia	164/146	2005-2018
DeCoud, Thomas	S	21	California	15/11	2014
Delaire, Ryan	DE	91	Towson	15/0	2015-2016
Delhomme, Jake	QB	17	Louisiana-Lafayette	91/90	2003-2009
Deloatch, Curtis	CB	41	North Carolina A&T	6/0	2007
Dendy, Patrick	CB	29	Rice	7/1	2007
Dennis, Mark	T	62, 74	Illinois	28/17	1995-1996
Dexter, James	G	64	South Carolina	9/2	2000
Dickson, Ed	TE	84	Oregon	64/41	2014-2017
Diggs, Na'il	LB	53	Ohio State	61/46	2006-2009
Dixon, Travell	S	30	Washington	1/0	2016
Dingle, Antonio	DT	74	Virginia	3/0	1999-2000

# ALL-TIME ALPHABETICAL ROSTER

Dockery, James	CB	31	Oregon State	19/2	2012-2014
Donnalley, Kevin	G	65	North Carolina	38/38	2001-2003
Dortch, Greg	WR	14	Wake Forest	2/0	2019
Douglas, Rasul	CB	24	West Virginia	14/11	2020
Doss, Lorenzo	CB	31	Tulane	2/0	2018
Draft, Chris	LB	52	Stanford	32/19	2005-2006
Draper, Shawn	TE	49	Alabama	0/0	2002
Duckett, Damane	DT	63	East Carolina	2/0	2004
Duckworth, Tim	G	78	Auburn	5/0	2010
Dulaney, Mike	FB	34	North Carolina	8/0	1998
Dyson, Kevin	WR	85	Utah	1/0	2003
<b>E</b>					
Ealy, Kony	DE	94	Missouri	47/15	2014-2016
Edwards, Antonio	DE	96	Valdosta State	14/7	1999
Edwards, Armanti	WR	10, 14	Appalachian State	39/0	2010-2013
Edwards, Dwan	DT	92	Oregon State	53/17	2012-2015
Edwards, Lavar	DE	93	Louisiana State	5/0	2016
Edwards, Ron	DT	96	Texas A&M	11/11	2011-2012
Elder, Corn	CB	35, 29	Miami (FL)	30/1	2017-2020
Elliott, Javien	CB	23	Florida State	16/3	2019
Elliott, Matt	G	52	Michigan	47/32	1995-1997
Ellis, Elbert	WR	89	Pittsburgh	0/0	1995
Ellison, Atiyah	DT	98	Missouri	0/0	2005
Evans, Doug	CB	33	Louisiana Tech	57/55	1998-2001
<b>F</b>					
Fair, Terry	CB	28	Tennessee	3/0	2002
Farkas, Kevin	T	70	Appalachian State	0/0	1995
Farley, Scott	S	38	Williams (MA)	0/0	2005
Faryniarz, Brett	LB	55	San Diego State	15/1	1995
Fasani, Randy	QB	12	Stanford	4/1	2002
Fatafehi, Mario	DT	92	Kansas State	6/0	2002
Fauria, Christian	TE	86	Colorado	15/4	2007
Favors, Greg	LB	53	Mississippi State	16/12	2003
Feely, A.J.	QB	11	Oregon	0/0	2009
Felton, Jerome	FB	45	Furman	9/1	2011
Ferrario, Bill	G	64	Wisconsin	0/0	2004
Fiammetta, Tony	FB	42	Syracuse	24/11	2009-2010
Fields, Jeff	DT	97	Arkansas State	2/0	1995
Fields, Mark	LB	58	Washington State	29/25	2002-2004
Fields, Ronald	DT	91	Mississippi State	6/0	2011
Finnegan, Cortland	CB	26	Samford	5/0	2015
Fletcher, Derrick	G	74	Baylor	5/0	2002
Florence, Drayton	CB	29	Tuskegee	14/5	2013
Floyd, William	FB	40	Florida State	42/37	1998-2000
Folkerts, Brian	C	64	Washburn	26/0	2013-2014
Fordham, Todd	T	78	Florida State	47/8	2004-2006
Foster, DeShaun	RB	20, 26	UCLA	63/40	2002-2007
Foucault, David	T	63	Montreal	5/1	2014-2015
Fountaine, Jamal	LB	50	Washington	0/0	1995
Fox, Mike	DE	93	West Virginia	54/43	1995-1998
France, Dan	T	71, 78	Michigan State	0/0	2016-2017
Franklin, Brad	CB	36	Louisiana-Lafayette	0/0	2002
<b>Franklin, Sam</b>	<b>S</b>	<b>42</b>	<b>Temple</b>	<b>14/4</b>	<b>2020</b>
Frazier, Mose	WR	14	Memphis	2/0	2017-2018
Fua, Sione	DT/G	94, 72	Stanford	27/12	2011-2013
Fuller, Curtis	S	23	Texas Christian	6/0	2004
Funchess, Devin	WR	17	Michigan	47/28	2015-2018
<b>G</b>					
Gachkar, Andrew	LB	57	Missouri	6/0	2017
Gaines, Michael	TE	84	Central Florida	42/21	2004-2006
Gaither, Omar	LB	59	Tennessee	10/4	2011
Gamble, Chris	CB	20	Ohio State	123/117	2004-2012
Gano, Graham	K	9	Florida State	98/0	2012-2019



# ALL-TIME ALPHABETICAL ROSTER

Garcia, Frank	G/C	65	Washington	91/84	1995-2000
Gardner, Rod	WR	87	Clemson	11/0	2005
Gaskins, Percell	LB	55	Kansas State	12/0	1997
Gaulden, Rashaan	S	28	Tennessee	24/0	2018-2019
Gavadza, Jason	TE	49	Kent State	0/0	2000
Gaydosh, Linden	DT	61	Calgary	0/0	2013
Gettis, David	WR	12	Baylor	17/13	2010-2012
Gibson, Gary	DT	91	Rutgers	12/0	2007-2008
Gilbert, Garrett	QB	4, 3	SMU	1/0	2017-2018
Gilbert, Sean	DE/DT	94	Pittsburgh	64/56	1998-2002
Ginn, Jr., Ted	WR	19	Ohio State	47/23	2013; 2015-2016
Godfrey, Charles	S/CB	30	Iowa	82/75	2008-2014
Goings, Nick	FB	37	Pittsburgh	105/13	2001-2008
Goodson, Mike	RB	33	Texas A&M	28/3	2009-2011
Gordon, Dillon	OL	66	LSU	0/0	2019
Gradkowski, Gino	C	66	Delaware	10/3	2016
Graham, Derrick	T	74	Appalachian State	11/7	1995
Graham, Shayne	K	11	Virginia Tech	11/0	2002
Grant, Deon	S	27	Tennessee	48/48	2001-2003
Gray, Derwin	S	44	Brigham Young	3/0	1998
Greeley, Bucky	C	60	Penn State	6/0	1996-1998
Green, Brandon	OL	75	Alabama	0/0	2019
Green, Ray	S	29	South Carolina	16/0	2000
Green, TJ	S	36	Clemson	1/0	2019
Green, Tyrone	G	69	Auburn	0/0	2015
Green, Willie	WR	86	Mississippi	31/17	1995-1996
Greene, Kevin	LB	91	Auburn	47/47	1996, 1998-1999
Greene, Scott	FB	43	Michigan State	24/14	1996-1997
Grier, Will	QB	3	West Virginia	2/2	2019
Griffin, Michael	S	22	Texas	13/6	2016
Griffith, Howard	FB	30	Illinois	31/21	1995-1996
Grigsby, Otis	DE	76	Kentucky	4/0	2007
Gross, Jordan	T	69	Utah	167/167	2003-2013
Gross-Matos, Yetur	DE	97	Penn State	12/7	2020
Guliford, Eric	WR	84	Arizona State	14/9	1995
Gunter, LaDarius	CB	23	Miami (FL)	4/0	2017
H					
Hackett, D.J.	WR	18	Colorado	9/2	2008
Hall, Daeshon	DE	94	Texas A&M	1/0	2017
Haller, Alan	CB	24	Michigan State	2/0	1995
Hambrick, Darren	LB	59	South Carolina	9/8	2001
Hamilton, Woodrow	DT	78	Mississippi	5/0	2019-2020
Hampton, William	CB	31	Murray State	9/0	2003-2004
Hangartner, Geoff	C/G	63	Texas A&M	90/57	2005-2008; 2011-2012; 2013
Hankton, Karl	WR	14, 88	Trinity College (IL)	104/1	2000-2006
Harbaugh, Jim	QB	5	Michigan	0/0	2001
Hardy, Greg	DE	76	Mississippi	63/40	2010-2014
Hardy, Jermaine	S	29	Virginia	3/0	2005
Harper, Deveron	CB	28	Notre Dame	24/1	2000-2001
Harper, Roman	S	41	Alabama	32/32	2014-2015
Harris, Chris	S	43	Louisiana-Monroe	44/44	2007-2009
Harris, Joey	RB	25	Purdue	4/0	2004
Harris, Nic	LB	59	Oklahoma	15/4	2010
Harris, Ra'Shon	DT	77	Oregon	2/0	2009
Hartsock, Ben	TE	84	Ohio State	43/9	2011-2013
Hartsfield, Myles	DB	38	Mississippi	16/0	2020
Hartwig, Justin	C	75	Kansas	17/16	2006-2007
Hasselbeck, Tim	QB	7	Boston College	0/0	2002
Hawkes, Michael	LB	59	Virginia Tech	3/0	2000-2001
Hawkins, Artrell	CB	27	Cincinnati	14/4	2004
Hawkins, Donald	T	78	Texas	7/0	2016
Hawkins, Josh	CB	23	East Carolina	5/0	2018
Hayden, Nick	DT	78, 98	Wisconsin	26/13	2008-2010



# ALL-TIME ALPHABETICAL ROSTER

Haye, Jovan	DE	92	Vanderbilt	2/0	2005
Hayes, Brandon	T/G	67	Central State	7/0	1996
Hayes, Donald	WR	88, 81	Wisconsin	51/31	1998-2001
Haynes, Alex	RB	24	Central Florida	10/0	2007
<b>Haynes, Marquis</b>	<b>DE</b>	<b>98</b>	<b>Mississippi</b>	<b>30/0</b>	<b>2018-2020</b>
Hearn, Taylor	T	62	Clemson	4/0	2018
Heinicke, Taylor	QB	6	Old Dominion	7/1	2018
Heinrich, Keith	TE	80	Sam Houston State	4/0	2002
Hemsley, Nate	LB	54	Syracuse	9/3	2001
Hetherington, Chris	FB	44	Yale	46/6	1999-2001
Hicks, Hayworth	G	75	Iowa State	0/0	2012
Hicks, Skip	RB	42	UCLA	0/0	2002
Hilbert, Jon	PK	5	Louisville	1/0	2002
Hill, Efrem	WR	5	Samford	0/0	2005
Hill, Stephen	WR	87	Georgia Tech	0/0	2015
Hill, Travis	LB	59	Nebraska	3/0	1995
Hines, Jermale	S	36	Ohio State	5/0	2011
Hitchcock, Jimmy	CB	37	North Carolina	32/9	2000-2001
Hixon, Domenik	WR	87	Akron	15/0	2013
Hoard, Leroy	RB	33	Michigan	3/0	1996
Hodge, Abdul	LB	56	Iowa	5/0	2010
Hogan, Brandon	CB	21	West Virginia	3/0	2011-2012
Hogan, Chris	WR	15	Monmouth	7/1	2019
Hogue, Doug	LB	55	Syracuse	9/0	2012
Holmberg, Rob	LB	58	Penn State	1/0	2001
Hood, Elijah	RB	30	North Carolina	0/0	2018
Hood, Kerry	WR	10	South Carolina	0/0	2000
Hoover, Brad	RB/FB	45	Western Carolina	152/93	2000-2009
Horton, Wes	DE	96	Southern California	83/38	2013-2018; 2019
Howard, Reggie	CB	42, 23	Memphis State	47/29	2000-2003; 2006
Hudson, Marcus	S	25	North Carolina State	14/0	2010
Hughes, Kevin	T	72	Southeastern Louisiana	0/0	2014
Humphrey, Deon	LB	58	Florida State	3/0	2000
Huntley, Richard	RB	34	Winston-Salem State	14/9	2001
<b>I</b>					
Iddings, Drew	DT	79	South Dakota	0/0	2017
Irvin, Bruce	DE	55	West Virginia	13/12	2019
Irvin, Corvey	DT	60, 93	Georgia	2/0	2009-2010
Ismail, Raghib	WR	81	Notre Dame	42/22	1996-1998
Ivy, Mortty	LB	54	West Virginia	0/0	2009
<b>J</b>					
Jackson, Brad	LB	50	Cincinnati	11/0	2002
<b>Jackson, Donte</b>	<b>CB</b>	<b>26</b>	<b>Louisiana State</b>	<b>43/39</b>	<b>2018-2020</b>
Jackson, Eddie	CB	34	Arkansas	10/0	2004
Jackson, Rashawn	FB	38	Virginia	2/1	2010
Jackson, Steven	RB	48	Clemson	0/0	2006
Jacobs, Ben	LB	53	Fresno State	68/0	2013-2015; 2016-2018
Jacquet, Nate	WR	17	San Diego State	0/0	2002
Jamerson, Natrell	CB	30	Wisconsin	9/0	2019-2020
James, Jeno	T/G	78	Auburn	55/28	2000-2003
Jamison, Brandon	LB	57	West Georgia	19/0	2006-2007
<b>Jansen, J.J.</b>	<b>LS</b>	<b>44</b>	<b>Notre Dame</b>	<b>192/0</b>	<b>2009-2020</b>
Janus, Paul	C	74	Northwestern	5/1	1998
Jarrett, Dwayne	WR	80	Southern California	32/3	2007-2010
Jeffers, Patrick	WR	83	Virginia	24/10	1999-2001
Jenkins, Kris	DT	77	Maryland	85/79	2001-2007
Jensen, Jerry	LB	53	Washington	10/0	1998-1999
Jeter, Tommy	DE	97	Texas	1/0	1996
Johnson, Anthony	RB	23	Notre Dame	71/20	1995-1999
Johnson, Charles	DE	95	Georgia	143/114	2007-2017
Johnson, Charles	WR	12	Grand Valley State	0/0	2017
Johnson, Devon	FB	47	Marshall	0/0	2016

# ALL-TIME ALPHABETICAL ROSTER

Johnson, Ed	DT	99	Penn State	12/6	2010
Johnson, Keyshawn	WR	19	Southern California	16/16	2006
Johnson, Landon	LB	54, 59	Purdue	25/3	2008-2009
Johnson, Leonard	CB	23	Iowa State	10/0	2016
<b>Johnston, Clay</b>	<b>LB</b>	<b>57</b>	<b>Baylor</b>	<b>2/0</b>	<b>2020</b>
Jones, Clarence	T	75	Maryland	27/27	1999-2000
Jones, Colin	S	42	Texas Christian	114/14	2012-2019
Jones, Dontá	LB	54	Nebraska	16/0	1999
Jones, Ernest	LB	59	Oregon	20/0	1998-1999
Jones, Mark	WR	84	Tennessee	16/0	2008
Jones, Reggie	WR	81	Louisiana State	1/0	1995
Jordan, Omari	DT	91	Buffalo	5/0	2004
Jordan, Leander	G	76	Indiana (PA)	13/5	2001-2002
<b>K</b>					
Kaaya, Brad	QB	8	Miami (FL)	0/0	2017
Kadela, Dave	T	61	Virginia Tech	1/0	2004-2006
Kalil, Matt	T	75	Southern California	16/16	2017-2018
Kalil, Ryan	C	65, 67	Southern California	148/145	2007-2017
Kasay, John	K	4	Georgia	221/0	1995-2010
<b>Kaskey, Matt</b>	<b>T</b>	<b>63</b>	<b>Dartmouth</b>	<b>1/0</b>	<b>2019-2020</b>
Kearse, Frank	DT	99	Alabama A&M	14/8	2011-2012
Keiser, Thomas	DE	98	Stanford	12/0	2011-2012
Kemoeatu, Maake	DT	99	Utah	46/40	2006-2009
Kerr, Zach	DT	92	Delaware	13/4	2020
Killings, Cedric	DT	91	Carson-Newman	4/0	2001
Kinchen, Brian	TE	88	Louisiana State	32/0	1999-2000
King, Jeff	TE	87, 47	Virginia Tech	76/62	2006-2010
King, Sean	DE	96	NE Louisiana	39/2	1995-1998
King, Tavarres	WR	12	Georgia	0/0	2013
<b>Kirkwood, Keith</b>	<b>WR</b>	<b>18</b>	<b>Temple</b>	<b>1/0</b>	<b>2020</b>
Klein, A.J.	LB	56	Iowa State	60/23	2013-2016
Kragen, Greg	NT	71	Utah State	48/46	1995-1997
Kubiak, Jim	QB	9	Navy	0/0	1996
Kuechly, Luke	LB	59	Boston College	118/118	2012-2019
Kugbila, Edmund	G	71	Valdosta State	0/0	2013-2014
Kunaszyk, Jordan	LB	43	California	9/0	2019
Kunalic, Adi	K	5	Nebraska	0/0	2011
Kyle, Jason	LS	56	Arizona State	128/0	2001-2008
<b>L</b>					
Lacina, Corbin	G	64	Augustana	10/10	1998
LaFell, Brandon	WR	11	Louisiana State	60/36	2010-2013
Landri, Derek	DT	61	Notre Dame	16/16	2009-2010
Lane, Fred	RB	32	Lane College	42/23	1997-1999
<b>Larkin, Austin</b>	<b>DE</b>	<b>96</b>	<b>Purdue</b>	<b>9/0</b>	<b>2020</b>
Larsen, Tyler	C	69	Utah State	68/18	2016-2020
Lathon, Lamar	LB	57	Houston	48/48	1995-1998
Ledford, Dwayne	G	74	East Carolina	0/0	2001
Lee, Andy	P	8	Pittsburgh	9/0	2016
LeFors, Stefan	QB	3	Louisville	0/0	2005
Leonard, Louis	DT	94	Fresno State	4/1	2009-2010
Lester, Robert	S	38	Alabama	13/4	2013-2014
Lewis, Damione	DT	92	Miami (FL)	62/36	2006-2009
Lewis, Keith	S	39	Oregon	0/0	2009
Lewis, Jeff	QB	8	Northern Arizona	7/0	1999-2000
<b>Little, Greg</b>	<b>T</b>	<b>74</b>	<b>Mississippi</b>	<b>14/6</b>	<b>2019-2020</b>
Lloyd, Greg	LB	95	Fort Valley State	16/14	1998
Lloyd, Rhys	K	5, 8	Minnesota	48/0	2007-2009, 2010
Lofton, Steve	CB	27, 29	Texas A&M	36/12	1995-96, 1998-99
Lotulelei, Star	DT	98	Utah	76/75	2013-2017
Love, Kyle	DT	61, 93, 77	Mississippi State	72/7	2014-15; 2016-19
Love, Sean	G	79	Penn State	11/1	1995
Lucas, Al	DT	71	Troy State	20/0	2000-2001
Lucas, Ken	CB	23, 21	Mississippi	60/59	2005-2008

# ALL-TIME ALPHABETICAL ROSTER

Luke, Cole	CB	32	Notre Dame	8/0	2017-19
Lundblade, Brad	C	64	Oklahoma State	1/0	2019
Lytle, Matt	QB	9	Pittsburgh	3/1	2000-2001
<b>M</b>					
Mahon, Brendan	G	63	Penn Satate	4/0	2018
Mangum, Kris	TE	86	Mississippi	126/61	1997-2006
Manhertz, Chris	TE	82	Canisius	67/26	2016-2020
Manning, Jr., Ricky	CB	24	UCLA	48/26	2003-2005
Manuel, Marquand	S	36	Florida	16/2	2007
Mare, Olindo	K	10	Syracuse	16/0	2011
Marlowe, Dean	S	29	James Madison	5/0	2015-2016
Marrow, Mitch	DL	68	Pennsylvania	0/0	1998
Marshall, Richard	CB	31	Fresno State	80/46	2006-2010
Martin, Charly	WR	83	West Texas A&M	8/0	2009-2010
Martin, Emerson	G	78	Hampton (VA)	2/1	1995
Martin, Sherrod	S	23	Troy	59/36	2009-2012
Mathis, Evan	G	71	Alabama	25/15	2005-2007
Matthews, Kevin	C	60	Texas A&M	0/0	2014
Matthews, Shane	QB	9	Florida	0/0	1997-1998
Maumau, Viliami	DT	79	Colorado	1/0	1999
Maxie, Brett	S	39	Texas Southern	29/29	1995-1996
Mayo, David	LB	55	Texas State	59/4	2015-2018
McCadam, Kevin	S	25	Virginia Tech	16/0	2006
McCaffrey, Christian	RB	22	Stanford	51/45	2017-2020
McClain, Robert	CB	36, 27	Connecticut	30/8	2010; 2015-2016
McClain, Terrell	DT	97	South Florida	12/12	2011
McCloud, Ray-Ray	WR	14	Clemson	6/0	2019
McClover, Stanley	DE	74	Auburn	13/0	2006-2007
McCown, Josh	QB	12	Sam Houston State	3/0	2008-2009
McCoy, Gerald	DT	93	Oklahoma	16/16	2019
McCree, Marlon	S	27	Kentucky	16/15	2005
McDaniel, Emmanuel	CB	26, 25	East Carolina	18/5	1996;2002
McDowell, Bubba	S	25	Miami (FL)	16/3	1995
McGee, Stacy	DE	91	Oklahoma	4/0	2019
McGill, Lenny	CB	22	Arizona State	10/0	1998
McGhin, Garrett	T	76	East Carolina	2/0	2019
McKinley, Alvin	DT	99	Mississippi State	7/0	2000-2001
McKyer, Tim	CB	22	Texas-Arlington	16/16	1995
McNutt, Marvin	WR	15	Iowa	1/0	2013
Means, Natrone	RB	20	North Carolina	1/0	2000
Medlock, Justin	K	6	UCLA	10/0	2012
Metcalf, Eric	WR	82	Texas	16/1	1999
Metzelaars, Pete	TE	88	Wabash	14/14	1995
Michel, Marken	WR	83	Massachusetts	2/0	2020
Mikell, Quintin	S	27	Boise State	14/12	2013
Miller, Christian	DE	50	Alabama	7/0	2019
Miller, Horace	LB	55	Texas-El Paso	0/0	2014
Miller, John	G	67	Louisville	14/14	2020
Miller, Les	DE	69	Fort Hays State	45/19	1996-1998
Mills, Ernie	WR	89	Florida	10/5	1997
Mills, Sam	LB	51	Montclair State	48/48	1995-1997
Milem, John	DE	91	Lenoir-Rhyne	2/0	2001
Miley, Arthur	DE	71	Southern	0/0	2015
Minor, Kory	LB	52, 59	Notre Dame	30/2	1999-2002
Minter, Mike	S	30	Nebraska	148/141	1997-2006
Mitchell, Jeff	C	60	Florida	78/78	2001-2005
Mitchell, Mike	S	21	Ohio	15/14	2013
Moncrief, Donte	WR	19	Mississippi	3/0	2019
Montgomery, Joe	RB	33	Ohio State	3/0	2002
Montgomery, Will	G	66	Virginia Tech	6/4	2006
Moore, Casey	FB	33	Stanford	0/0	2003
Moore, D.J.	CB	20	Vanderbilt	2/0	2013
Moore, Derrick	RB	20	Northeastern State	13/10	1995

# ALL-TIME ALPHABETICAL ROSTER

<b>Moore, DJ</b>	<b>WR</b>	<b>12</b>	<b>Maryland</b>	<b>46/39</b>	<b>2018-2020</b>
Moore, Kenny	WR	81	Wake Forest	12/1	2008-2009
Moore, Matt	QB	3	Oregon State	22/13	2007-2010
Moore, Zach	DE	77	Concordia-St. Paul	0/0	2017
Moorehead, Kindal	DT	94	Alabama	75/13	2003-2007
Morris, Chris	C	63	Michigan State	4/0	2010
Morabito, Tim	DT	95, 90	Boston College	48/37	1997-2000
Morgan, Dan	LB	55	Miami	59/59	2001-2007
Morton, Christian	CB	35	Illinois	7/2	2006
<b>Moton, Taylor</b>	<b>T</b>	<b>72</b>	<b>Western Michigan</b>	<b>64/48</b>	<b>2017-2020</b>
Muhammad, Muhsin	WR	87	Michigan State	155/141	1996-2004, 2008-2009
Mullen, Roderick	DB	28	Grambling State	15/0	1999
Munnerlyn, Captain	CB	41	South Carolina	107/55	2009-2013,
				2017-2018	
Murphy, Louis	WR	83	Florida	16/5	2012
<b>N</b>					
Naanee, Legedu	WR	17	Boise State	15/10	2011
Nakamura, Haruki	S	43	Cincinnati	13/13	2012
Navies, Hannibal	LB	53	Colorado	39/15	1999-2002
Neblett, Andre	DT	68	Temple	30/7	2010-2012
Nedney, Joe	PK	6	San Jose State	12/0	2000
Nelson, Bruce	C	72	Iowa	15/1	2003-2004
Nelson, Jonathan	S	37	Oklahoma	2/1	2011
Nesbit, Jamar	C/G	63	South Carolina	53/45	1999-2002
Ness, Nate	CB	40	Arizona	0/0	2012
Newhouse, Marshall	T	71	Texas Christian	11/2	2018
Newton, Cam J.	QB	1	Auburn	125/124	2011-2019
Newton, Cam L.	S	29	Furman	0/0	2006
Newton, Nate	G	73	Florida A&M	7/0	1999
Norman, Josh	CB	24	Coastal Carolina	53/38	2012-2015
Norris, Jared	LB	52	Utah	28/0	2016-2018
Nortman, Brad	P	8	Wisconsin	64/0	2012-2015
Norwell, Andrew	G	68	Ohio State	55/54	2014-2017
Norwood, Eric	DE	92	South Carolina	28/0	2010-2011
Norwood, Kevin	WR	81	Alabama	1/0	2015
Null, Keith	QB	9	West Texas A&M	0/0	2010
Nunley, Jeremy	DE	99	Alabama	0/0	1995
Nwagbuo, Ogemdi	DT	78	Michigan State	4/1	2011
<b>O</b>					
Obada, Efe	DE	94	none	42/1	2018-2020
O'Brien, Kitt	T	77	Ball State	0/0	2019
Ogbonnaya, Chris	RB	26	Texas	5/0	2014
Oher, Michael	T	73	Mississippi	19/19	2015-2016
Okung, Russell	T	76	Oklahoma State	7/7	2020
Oliver, Winslow	RB	20	New Mexico State	38/0	1996-1998
Olsen, Greg	TE	88	Miami (FL)	133/123	2011-2019
Olson, Drew	QB	9	UCLA	0/0	2007
Onatolu, Kenny	LB	56	Nebraska-Omaha	4/0	2012
Omiyale, Frank	T	76	Tennessee Tech	10/1	2007-2008
Orr, Chris	LB	45	Wisconsin	3/0	2020
Otah, Jeff	T	79	Pittsburgh	29/29	2008-2011
<b>P</b>					
Palardy, Michael	P	5	Tennessee	55/0	2016-2019
<b>Paradis, Matt</b>	<b>C</b>	<b>61</b>	<b>Boise State</b>	<b>32/32</b>	<b>2019-2020</b>
Parker, Billy	S	27	William and Mary	0/0	2005
Parker, J'Vonne	DT	98	Rutgers	1/0	2008
Parker, Ron	CB	25	Newberry College (SC)	3/0	2012
Parms, Damian	S	45	Florida Atlantic	0/0	2018-2019
Paysinger, Spencer	LB	56	Oregon	3/0	2017
Peete, Rodney	QB	9	Southern California	16/15	2002-2004
Peppers, Julius	DE	90	North Carolina	138/125	2002-2009, 2017-2018

# ALL-TIME ALPHABETICAL ROSTER

Peter, Jason	DE	97	Nebraska	38/20	1998-2001
Peters, Scott	G	64	Arizona State	0/0	2006
Peterson, Andrew	G	60	Washington	4/2	1995
Petitti, Rob	T	64	Pittsburgh	5/0	2009, 2010
Phenix, Perry	S	20	So. Mississippi	2/0	2001
Phillion, Ed	NT	90	Ferris State	0/0	1996
Phillips, Jason	LB	53	Texas Christian	20/2	2011-2012
Philyaw, Dino	RB	34, 32	Oregon	10/0	1995-1996
Pieri, Damon	S	29, 27	San Diego State	32/1	1995-1997
Pike, Tony	QB	16	Cincinnati	1/0	2010
Pilares, Kealoha	WR	81	Hawaii	20/0	2011-2013
Pinkney, Cleveland	DT	62	South Carolina	2/0	2004
Pittman, Kavika	DE	92	McNeese State	2/0	2003-2004
Poe, Dontari	DT	95	Memphis	27/26	2018-2019
Pollak, Mike	G	74	Arizona State	1/0	2012
Poole, Tauren	RB	33, 27	Tennessee	1/0	2012; 2014
Poole, Tyrone	CB	38	Fort Valley State	47/44	1995-1997
Posey, Jeff	LB	90	Southern Mississippi	4/0	2001
Presley, De'Andre	WR	10	Appalachian State	4/0	
Pressley, DeMario	DT	61	North Carolina State	1/0	2011
Price, Shawn	DE	92	Pacific	16/0	1995
<b>Pride Jr., Troy</b>	<b>CB</b>	<b>25</b>	<b>Notre Dame</b>	<b>14/8</b>	<b>2020</b>
Proehl, Ricky	WR	81	Wake Forest	48/5	2003-2005
Pugh, Jordan	S	29	Texas A&M	27/3	2010-2011
R					
Rasby, Walter	TE	89, 88	Wake Forest	39/5	1995-1997
Rasmussen, Kemp	DE	97	Indiana	50/0	2002-2005
Raybon, Israel	DE	92	North Alabama	9/0	1997
Reaves, Darrin	RB	36	Alabama-Birmingham	6/1	2014
Reddick, Kevin	LB	52	North Carolina	3/0	2014
Redmon, Anthony	G	61	Auburn	25/19	1998-1999
Reed, Chris	OL	64	Minn. St.-Mankato	17/14	2019-2020
Reed, Michael	CB	45, 31	Boston College	3/0	1995-1996
Regis, Micanor	DT	72	Miami (FL)	0/0	2014
Reich, Frank	QB	14	Maryland	3/3	1995
Reid, Eric	S	25	Louisiana State	29/29	2018-2019
Reid, Spencer	LB	54	Brigham Young	16/0	1998
Remmers, Mike	T	74	Oregon State	37/37	2014-2016
Reyes, Tutan	T/G	76	Mississippi	30/28	2002-2005
Richardson, Damien	S	39	Arizona State	77/10	1998-2004
Rigsbee, Jordan	T	64	California	0/0	2016
Roberts, Seth	WR	15	West Alabama	7/1	2020
Robertson, Jamal	RB	22	Ohio Northern	12/0	2004-2005
Robinson, Corey	T	77	South Carolina	2/0	2018
Robinson, Duke	G	72	Oklahoma	0/0	2009-2010
Robinson, Eugene	S	41	Colgate	16/16	2000
<b>Robinson, Kenny</b>	<b>S</b>	<b>27</b>	<b>West Virginia</b>	<b>9/0</b>	<b>2020</b>
Robinson, Ryne	WR	10	Miami (OH)	16/0	2007-2008
Rodenhauser, Mark	C	63	Illinois State	48/0	1995-1997
Rosario, Dante	TE	88	Oregon	62/22	2007-2010
Ross, Fred	WR	2	Mississippi State	0/0	2017
Ross, Micah	WR	11	Jacksonville	10/0	2004
<b>Roy, Bravvion</b>	<b>DT</b>	<b>93</b>	<b>Baylor</b>	<b>15/9</b>	<b>2020</b>
Royal, Andre	LB	58	Alabama	44/13	1995-1997
Rucker, Mike	DE	93	Nebraska	139/106	1999-2007
Russell, Anderson	S	40	Ohio State	3/0	2012
Rutherford, Rod	QB	12	Pittsburgh	0/0	2004
S					
Saleh, Tarek	LB	94, 92	Wisconsin	14/1	1997-1998
Salley, Nate	S	33, 25	Ohio State	24/0	2006-2008
Samuel, Curtis	WR	10	Ohio State	53/32	2017-2020
Samp, Chris	WR	85	Winona State	0/0	2006
Sanchez, Zack	CB	31	Oklahoma	5/1	2016

# ALL-TIME ALPHABETICAL ROSTER

Sasa, Don	DE	98	Washington State	2/0	1997-1998
Sauerbrun, Todd	P	10	West Virginia	64/0	2001-2004
Scarlett, Jordan	RB	20	Florida	9/0	2019
Schofield, Michael	T	75	Michigan	11/3	2020
Schwartz, Geoff	T/G	74	Oregon	32/19	2009-2011
Scifres, Steve	G	72	Wyoming	1/0	1998
Scott, Chris	G	75, 79	Tennessee	43/12	2013-2016
<b>Scott, Trent</b>	<b>T</b>	<b>68</b>	<b>Grambling State</b>	<b>14/4</b>	<b>2020</b>
Scurlock, Mike	S	38	Arizona	14/0	1999
Seals, Ray	DE	99	none	14/7	1997
Searcy, Da'Norris	S	21	North Carolina	2/2	2018
Seidman, Mike	TE	82	UCLA	43/15	2003-2006
Selvie, George	DE	90	South Florida	4/0	2011
Senn, Jordan	LB	57	Portland State	66/7	2009-2013
Senters, Mike	CB	47	Northwestern	0/0	1995
Seward, Adam	LB	59	UNLV	40/2	2005-2008
Seymour, Kevon	CB	27	Southern California	16/2	2017-2018
Shaw, Tim	LB	97	Penn State	14/0	2007
Shelton, Eric	RB	35, 32	Louisville	9/0	2005-2006
Shepard, Russell	WR	19	Louisiana State	15/3	2017
Shirley, Jason	DT	71	Fresno State	4/0	2011
Shiver, Clay	G	60	Florida State	0/0	1999
Shockey, Jeremy	TE	80	Miami (FL)	15/13	2011
Short, Brandon	LB	53	Penn State	32/17	2004-2005
Short, Kawann	DT	99	Purdue	99/76	2013-2020
Siglar, Ricky	T	75	San Jose State	1/0	1998
Silatolu, Amini	G/T	61, 66, 65	Midwestern State	54/37	2012-15, 2017-18
Simmons, Terrance	DT	59	Alabama State	2/0	2002
Simonson, Scott	TE	80	Assumption	14/1	2015-2017
Skrepenak, Greg	G	75	Michigan	32/32	1996-1997
Slade, Chris	DE	50	Virginia	15/0	2001
<b>Slye, Joey</b>	<b>K</b>	<b>4</b>	<b>Virginia Tech</b>	<b>32/0</b>	<b>2019-2020</b>
Smart, Rod	RB	32	Western Kentucky	47/0	2002-2005
Smith, Andre	LB	57	North Carolina	19/0	2018-2019
Smith, Armond	RB	36	Union College (KY)	9/0	2012-2013
Smith, Chuck	DE	91	Tennessee	2/2	2000
Smith, D.J.	LB	52	Appalachian State	1/0	2014
Smith, Fernando	DE	71	Jackson State	0/0	2002
Smith, Kelvin	LB	56, 46	Syracuse	3/0	2009
Smith, Lamar	RB	26	Houston	11/11	2002
Smith, Marquette	RB	22	Central Florida	0/0	1996-1997
Smith, Rod	CB	21, 31	Notre Dame	46/10	1995-1998
<b>Smith, Rodney</b>	<b>RB</b>	<b>35</b>	<b>Minnesota</b>	<b>7/1</b>	<b>2020</b>
Smith, Steve	WR	89	Utah	182/161	2001-2013
Smith, Tony	RB	28	Southern Miss	0/0	1995
Smith, Torrey	WR	11	Maryland	11/6	2018
Soliai, Paul	DT	90	Utah	10/1	2016
Southward, Dezmen	S	37	Wisconsin	1/0	2017
St. Pierre, Brian	QB	6	Boston College	1/1	2010
<b>Stanford, Julian</b>	<b>LB</b>	<b>50</b>	<b>Wagner</b>	<b>16/0</b>	<b>2020</b>
Stanford, R.J.	CB	35, 25	Utah	12/0	2010-2011
Stark, Rohn	P	3	Florida State	16/0	1996
Stevens, Tommy	QB	15	Mississippi State	1/0	2020
Steussie, Todd	T	75	California	48/48	2001-2003
Stewart, Jonathan	RB	28	Oregon	131/64	2008-2017
Stewart, Todd	T	70	California	0/0	1997
Stoltenberg, Bryan	C/G	67	Colorado	38/18	1998-2000
Stone, Dwight	WR	80	Middle Tennessee State	64/0	1995-1998
Strait, Derrick	CB	22	Oklahoma	2/0	2006
Stubber, Tim	G	62	Colorado State	0/0	2002
Sutter, Ryan	S	35	Colorado	1/0	1998
Sutton, Tyrell	RB	22	Northwestern	16/1	2009-2010
Swann, Eric	DT	98	none	16/3	2000
Swift, Michael	CB	26	Austin Peay State	15/0	1998-1999



# ALL-TIME ALPHABETICAL ROSTER

## T

Tatum, Kinnon	LB	50	Notre Dame	31/0	1997-1998
Taves, Josh	DE	91	Northeastern	5/0	2002
Taylor (formerly Glanton), Adarius	LB	57	Florida Atlantic	23/4	2014-2020
Taylor, Hilee	DE	66, 97	North Carolina	16/0	2008-2010
Taylor, Travis	WR	19	Florida	0/0	2007
Teal, Quinton	S	28, 26	Coastal Carolina	44/4	2007-2009
<b>Tecklenburg, Sam</b>	<b>C</b>	<b>71</b>	<b>Baylor</b>	<b>2/0</b>	<b>2020</b>
Teeter, Mike	DT	91	Michigan	0/0	1995
Terrell, Pat	S	40	Notre Dame	48/34	1995-1997
Terry, Chris	T	70	Georgia	57/57	1999-2002
Terry, Rick	DT/DE	71	North Carolina	15/3	1998-1999
Testaverde, Vinny	QB	16	Miami (FL)	7/6	2007
Theus, John	T	74	Georgia	0/0	2017
Thomas, Blair	RB	31	Penn State	7/0	1995
Thomas, Devin	WR	80	Michigan State	1/0	2010
Thomas, Hollis	DT	75	Northern Illinois	13/13	2009
<b>Thomas, Ian</b>	<b>TE</b>	<b>80</b>	<b>Indiana</b>	<b>48/17</b>	<b>2018-2020</b>
Thomas, Josh	CB	22	Buffalo	38/10	2011-2013
Thomas, Mark	DE	95	North Carolina State	22/0	1995-1996
<b>Thomas-Oliver, Stantley</b>	<b>CB</b>	<b>23</b>	<b>Florida International</b>	<b>10/0</b>	<b>2020</b>
<b>Thompson, Colin</b>	<b>TE</b>	<b>86</b>	<b>Temple</b>	<b>15/4</b>	<b>2020</b>
<b>Thompson, Shaq</b>	<b>LB</b>	<b>54</b>	<b>Washington</b>	<b>86/76</b>	<b>2015-2020</b>
Tillman, Charles	CB	31	Louisiana-Lafayette	12/12	2015
Tillman, Lawyer	TE	85	Auburn	5/0	1995
Tillman, Travares	S	42	Georgia Tech	13/1	2003-2004
Tolbert, Mike	FB	35	Coastal Carolina	72/29	2012-2016
Tolhurst, Ryan	WR	3	Richmond	0/0	2002
Tovar, Steve	LB	55	Ohio State	16/6	1999
Towns, Lester	LB	57	Washington	55/30	2000-2003
Trudeau, Jack	QB	10	Illinois	1/0	1995
Tuaolo, Esera	DT	98	Oregon State	12/0	1999
Tucker, Syii	TE	89	Miami	0/0	1996
Tufts, Sean	LB	57	Colorado	15/0	2004-2005
Turnbull, Renaldo	LB	97	West Virginia	16/2	1997
Turner, Nate	FB	32	Nebraska	2/0	1995
Turner, Jim	WR	15, 80	Syracuse	0/0	1998-2001
Turner, Trai	G	70	Louisiana State	84/80	2014-2019
Tuten, Melvin	T	73	Syracuse	32/8	2000-2003
Tyler, Tank	DT	93	North Carolina State	6/0	2009
Tylski, Rich	G	65	Utah State	16/1	2004

## U

Uwaezuoke, Iheanyi	WR	89	California	11/2	2000
--------------------	----	----	------------	------	------

## V

Vaeao, Destiny	Dt	75	Washington State	0/0	2019
Van Roten, Greg	G/C	73	Penn	37/27	2017-2019
Vaughan, Josh	RB	32	Richmond	10/0	2010-2011
Veland, Tony	S	36	Nebraska	15/5	1998
Velasco, Fernando	G/C	75, 61	Georgia	23/8	2014-2015
Villa, Danny	LS	72	Arizona State	7/0	1998
Vincent, Keydrick	G	68	Mississippi	30/30	2008-2009

## W

Wahle, Mike	G	68	Navy	45/45	2005-2007
Walker, Darwin	DT	93	Tennessee	10/2	2008
<b>Walker, P.J.</b>	<b>QB</b>	<b>6</b>	<b>Temple</b>	<b>4/1</b>	<b>2020</b>
Wallace, Al	DE	96	Maryland	80/10	2002-2006
Walls, Wesley	TE	85	Mississippi	98/96	1996-2002
Walter, Ken	P	13	Kent State	64/0	1997-2000
Washington, TJ	T	62	Virginia Tech	0/0	2001
Weatherly, Stephen	DE	91	Vanderbilt	9/9	2020
Webb, Joe	QB	14	Alabama-Birmingham	37/0	2014-2016
Webb, R.J.	WR	17	Furman	0/0	2013





# ALL-TIME ALPHABETICAL ROSTER

Webster, Larry	DE	75	Bloomsburg	1/0	2016
Wegher, Brandon	RB	32	Morningside College	1/0	2015
Weinke, Chris	QB	16	Florida State	27/19	2001-2006
Wells, Dean	LB	95	Kentucky	45/27	1999-2001
Wells, Reggie	T	78	Clarion (PA)	5/0	2011
Wendell, Ryan	C	62	Fresno State	1/0	2016
Wesley, Dante	CB	29, 21, 23	Arkansas-Pine Bluff	91/2	2002-2005; 2007-2009
Wharton, Travelle	T/G	70	South Carolina	115/111	2004-2011; 2013
Wheeler, Leonard	CB	37	Troy State	16/0	1998-1999
White, DeAndrew	WR	16	Alabama	10/0	2019
White, Melvin	CB	23	Louisiana-Lafayette	30/17	2013-2014
White, Reggie	DE	92	Tennessee	16/16	2000
Whitehead, Tahir	LB	52	Temple	14/9	2020
Whitley, Curtis	C	64	Clemson	27/24	1995-1996
Whitley, James	S	35	Michigan	0/0	2004
Whittaker, Fozzy	RB	43	Texas	53/2	2014-2018
Wiggins, Brian	WR	16, 84	Texas Southern	0/0	1995
Wiggins, Jermaine	TE	84	Georgia	27/12	2002-2003
Wilds, Garnell	CB	38	Virginia Tech	3/0	2005
Wiley, Chuck	DE	99	Louisiana State	16/16	1998-1999
Williams, Brandon	TE	86	Oregon	25/0	2013-2015
Williams, Daryl	T	60	Oklahoma	56/41	2015-2019
Williams, DeAngelo	RB	34	Memphis	117/82	2006-2014
Williams, Garry	T/G	65	Kentucky	41/21	2009-2014
Williams, Gerald	DE	98	Auburn	37/35	1995-1997
Williams, Jamar	LB	53	Arizona State	3/0	2010
Williams, Jason	LB	54	Western Illinois	45/4	2010-2011; 2012; 2013-2014
Williams, Jay	DE	96	Wake Forest	32/27	2000-2001
Williams, Louis	G	66	Louisiana State	2/0	2001-2002
Williams, Shaun	S	36	UCLA	12/12	2006
Williams, Teddy	CB	21	Texas-San Antonio	19/0	2015-2017
Williams, Thomas	LB	94, 56	Southern California	7/2	2010-2011
Williams, Zack	C/G	64	Washington State	1/0	2011-2012
Willig, Matt	T	71	Southern California	29/9	2003-2004
Wilson, C.J.	S/CB	27	Baylor	23/0	2007-2010
Wilson, Gillis	DE	60, 92	Southern	5/0	2000-2001
Wilson, Jamie	T	73	Marshall	0/0	1997
Wilson, Kion	LB	91	South Florida	5/0	2011
Wilson, Ramik	LB	52	Georgia	0/0	2019
Witherspoon, Will	LB	54	Georgia	62/55	2002-2005
Witzmann, Bryan	T	76	South Dakota State	2/0	2019
Woodall, Lee	LB	54	West Chester	16/16	2000
Workman, Vince	RB	34	Ohio State	9/0	1995
Worley, Daryl	CB	26	West Virginia	31/25	2016-2017
Wright, Jarius	WR	13	Arkansas	32/15	2018-2019
Wright, Wallace	WR	15	North Carolina	0/0	2010
Y					
Yankey, David	G	61	Stanford	6/0	2016-2017
Yeboah-Kodie, Phil	LB	59	Penn State	0/0	1995
Young, Lou	CB	22, 25	Georgia Tech	6/0	2015-2016
Young, Walter	WR	83	Illinois	7/0	2003
Z					
Zgonina, Jeff	NT	90	Purdue	2/0	1995
Ziembra, Lee	T	75	Auburn	6/0	2011-2012
Zordich, Michael	FB	39	Penn State	0/0	2013
Zylstra, Brandon	WR	11, 16	Concordia	24/2	2019-2020

For inclusion, a player must be on the active 53-man roster for a minimum of one game or on IR for a minimum of six games

# ALL-TIME NUMERICAL ROSTER

	NAME	POS	SCHOOL	GP/GS	YEARS
1	Newton, Cam J.	QB	Auburn	125/124	2011-2019
2	Ross, Fred	WR	Mississippi State	0/0	2017
	Craig, Dameyune	QB	Auburn	6/0	1998-2001
	Clausen, Jimmy	QB	Notre Dame	13/10	2010-2013
3	Anderson, Derek	QB	Oregon State	25/4	2011-2017
	Charlton, Joseph	P	South Carolina	16/0	2020
	Cunningham, Richie	K	SW Louisiana	7/0	1999-2000
	LeFors, Stefan	QB	Louisville	0/0	2005
	Moore, Matt	QB	Oregon State	22/13	2007-2010
	Stark, Rohn	P	Florida State	16/0	1996
	Tolhurst, Ryan	WR	Richmond	0/0	2002
	Grier, Will	QB	West Virginia	2/2	2019
	Gilbert, Garrett	QB	SMU	1/0	2017-2018
4	Catanzaro, Chandler	K	Clemson	4/0	2018
	Kasay, John	K	Georgia	221/0	1995-2010
	Slye, Joey	K	Virginia Tech	32/0	2019-2020
	Gilbert, Garrett	QB	SMU	1/0	2017-2018
5	Blanchard, Matt	QB	Wisconsin-Whitewater	0/0	2014
	Bridgewater, Teddy	QB	Louisville	15/15	2020
	Carter, Todd	K	Grand Valley State	1/0	2010
	Chandler, Jeff	K	Florida	2/0	2004
	Harbaugh, Jim	QB	Michigan	0/0	2001
	Hilbert, Jon	PK	Louisville	1/0	2002
	Hill, Efrem	WR	Samford	0/0	2005
	Kunalic, Adi	K	Nebraska	0/0	2011
	Palardy, Michael	P	Tennessee	55/0	2016-2019
	Lloyd, Rhys	K	Minnesota	48/0	2007-2009, 2010
6	Barnhardt, Tommy	P	North Carolina	16/0	1995
	Heinicke, Taylor	QB	Old Dominion	7/1	2018
	Medlock, Justin	K	UCLA	10/0	2012
	Nedney, Joe	PK	San Jose State	12/0	2000
	St. Pierre, Brian	QB	Boston College	1/1	2010
	Walker, P.J	QB	Temple	4/1	2020
7	Allen, Kyle	QB	Houston	15/13	2018-2019
	Baker, Jason	P	Iowa	112/0	2005-2011
	Beuerlein, Steve	QB	Notre Dame	59/51	1996-2000
	Butker, Harrison	K	Georgia Tech	0/0	2017
	Hasselbeck, Tim	QB	Boston College	0/0	2002
	Clausen, Jimmy	QB	Notre Dame	13/10	2010-2013
	Grier, Will	QB	West Virginia	2/2	2019-2020
8	Carr, David	QB	Fresno State	6/4	2007
	Kaaya, Brad	QB	Miami (FL)	0/0	2017
	Lee, Andy	P	Pittsburgh	9/0	2016
	Lewis, Jeff	QB	Northern Arizona	7/0	1999-2000
	Nortman, Brad	P	Wisconsin	64/0	2012-2015
	Lloyd, Rhys	K	Minnesota	48/0	2007-2009, 2010
9	Gano, Graham	K	Florida State	98/0	2012-2019
	Kubiak, Jim	QB	Navy	0/0	1996
	Lytle, Matt	QB	Pittsburgh	3/1	2000-2001
	Matthews, Shane	QB	Florida	0/0	1997-1998
	Null, Keith	QB	West Texas A&M	0/0	2010
	Olson, Drew	QB	UCLA	0/0	2007
	Peete, Rodney	QB	Southern California	16/15	2002-2004
10	Hood, Kerry	WR	South Carolina	0/0	2000
	Mare, Olindo	K	Syracuse	16/0	2011
	Presley, De'Andre	WR	Appalachian State	4/0	
	Robinson, Ryne	WR	Miami (OH)	16/0	2007-2008
	Samuel, Curtis	WR	Ohio State	53/32	2017-2020
	Sauerbrun, Todd	P	West Virginia	64/0	2001-2004
	Trudeau, Jack	QB	Illinois	1/0	1995
	Edwards, Armanti	WR	Appalachian State	39/0	2010-2013
	Brown, Corey	WR	Ohio State	43/22	2014-2016
11	Anderson, Robby	WR	Temple	16/16	2020
	Barker, Jay	QB	Alabama	0/0	1996
	Bersin, Brenton	WR	Wofford College	42/4	2014-2017
	Biddle, Taye	WR	Mississippi	2/0	2006
	Carter, Jason	WR	Texas A&M	0/0	2007-2008
	Feely, A.J.	QB	Oregon	0/0	2009
	Graham, Shayne	K	Virginia Tech	11/0	2002
	LaFell, Brandon	WR	Louisiana State	60/36	2010-2013
	Ross, Micah	WR	Jacksonville	10/0	2004

# ALL-TIME NUMERICAL ROSTER

12	Smith, Torrey	WR	Maryland	11/6	2018
	Zylstra, Brandon	WR	Concordia	8/0	2019
	Bono, Steve	QB	UCLA	2/0	1999
	Clay, Kaelin	WR	Utah	9/2	2017
	Collins, Kerry	QB	Penn State	45/42	1995-1998
	Fasani, Randy	QB	Stanford	4/1	2002
	Gettis, David	WR	Baylor	17/13	2010-2012
	Johnson, Charles	WR	Grand Valley State	0/0	2017
	King, Tavarres	WR	Georgia	0/0	2013
	McCown, Josh	QB	Sam Houston State	3/0	2008-2009
13	Moore, DJ	WR	Maryland	46/39	2018-2020
	Rutherford, Rod	QB	Pittsburgh	0/0	2004
	Benjamin, Kelvin	WR	Florida State	40/36	2014-2017
	Walter, Ken	P	Kent State	64/0	1997-2000
	Wright, Jarius	WR	Arkansas	32/15	2018-2019
14	Basanez, Brett	QB	Northwestern	1/0	2006-2007
	Cantwell, Hunter	QB	Louisville	0/0	2009
	Cooper, Pharoah	WR	South Carolina	16/1	2020
	Dortch, Greg	WR	Wake Forest	2/0	2019
	Frazier, Mose	WR	Memphis	2/0	2017-2018
	McCloud, Ray-Ray	WR	Clemson	6/0	2019
	Reich, Frank	QB	Maryland	3/3	1995
	Webb, Joe	QB	Alabama-Birmingham	37/0	2014-2016
	Edwards, Armanti	WR	Appalachian State	39/0	2010-2013
	Hankton, Karl	WR	Trinity College (IL)	104/1	2000-2006
15	Adams, Joe	WR	Arkansas	9/0	2012
	Hogan, Chris	WR	Monmouth	7/1	2019
	McNutt, Marvin	WR	Iowa	1/0	2013
	Roberts, Seth	WR	West Alabama	7/1	2020
	Stevens, Tommy	QB	Mississippi State	1/0	2020
	Wright, Wallace	WR	North Carolina	0/0	2010
	Turner, Jim	WR	Syracuse	0/0	1998-2001
	Davis, Josh	WR	Marshall	0/0	2007
	Pike, Tony	QB	Cincinnati	1/0	2010
	Testaverde, Vinny	QB	Miami (FL)	7/6	2007
16	Weinke, Chris	QB	Florida State	27/19	2001-2006
	White, DeAndrew	WR	Alabama	10/0	2019
	Brown, Corey	WR	Ohio State	43/22	2014-2016
	Craig, Dameyune	QB	Auburn	6/0	1998-2001
	Wiggins, Brian	WR	Texas Southern	0/0	1995
	Zylstra, Brandon	WR	Concordia	16/2	2020
	Delhomme, Jake	QB	Louisiana-Lafayette	91/90	2003-2009
	Funcness, Devin	WR	Michigan	47/28	2015-2018
	Jacquet, Nate	WR	San Diego State	0/0	2002
	Naanee, Legedu	WR	Boise State	15/10	2011
17	Webb, R.J.	WR	Furman	0/0	2013
	Byrd, Damiere	WR	South Carolina	17/3	2016-2018
	Carter, Drew	WR	Ohio State	33/9	2004-2007
	Hackett, D.J.	WR	Colorado	9/2	2008
	Kirkwood, Keith	WR	Temple	1/0	2020
	Ajirotutu, Seyi	WR	Fresno State	14/0	2011
	Ginn, Jr., Ted	WR	Ohio State	47/23	2013; 2015-2016
	Johnson, Keyshawn	WR	Southern California	16/16	2006
	Moncrief, Donte	WR	Mississippi	3/0	2019
	Shepard, Russell	WR	Louisiana State	15/3	2017
18	Taylor, Travis	WR	Florida	0/0	2007
	Burks, Dialleo	WR	Eastern Kentucky	1/0	1999-2000
	Anderson, C.J.	RB	California	9/1	2018
	Cason, Antoine	CB	Arizona	12/11	2014
	Coleman, Kurt	S	Ohio State	42/42	2015-2017
	Gamble, Chris	CB	Ohio State	123/117	2004-2012
	Means, Natrone	RB	North Carolina	1/0	2000
	Moore, D.J.	CB	Vanderbilt	2/0	2013
	Moore, Derrick	RB	Northeastern State	13/10	1995
	Oliver, Winslow	RB	New Mexico State	38/0	1996-1998
19	Phenix, Perry	S	So. Mississippi	2/0	2001
	Scarlett, Jordan	RB	Florida	9/0	2019
	Foster, DeShaun	RB	UCLA	63/40	2002-2007
	Alexander, Gerald	S	Boise State	2/0	2010
	Biakabutuka, Tshimanga	RB	Michigan	50/35	1996-2001
	Chinn, Jeremy	LB	Southern Illinois	15/15	2020

# ALL-TIME NUMERICAL ROSTER

	Cousin, Terry	CB	South Carolina	29/29	2002-2003
	DeCoud, Thomas	S	California	15/11	2014
	Hogan, Brandon	CB	West Virginia	3/0	2011-2012
	Mitchell, Mike	S	Ohio	15/14	2013
	Searcy, Da'Norris	S	North Carolina	2/2	2018
	Williams, Teddy	CB	Texas-San Antonio	19/0	2015-2017
	Smith, Rod	CB	Notre Dame	46/10	1995-1998
	Lucas, Ken	CB	Mississippi	60/59	2005-2008
	Wesley, Dante	CB	Arkansas-Pine Bluff	91/2	2002-2005;
22	Brown, Dee	RB	Syracuse	14/3	2002
	Griffin, Michael	S	Texas	13/6	2016
	McCaffrey, Christian	RB	Stanford	51/45	2017-2020
	McGill, Lenny	CB	Arizona State	10/0	1998
	McKyer, Tim	CB	Texas-Arlington	16/16	1995
	Robertson, Jamal	RB	Ohio Northern	12/0	2004-2005
	Smith, Marquette	RB	Central Florida	0/0	1996-1997
	Strait, Derrick	CB	Oklahoma	2/0	2006
	Sutton, Tyrell	RB	Northwestern	16/1	2009-2010
	Thomas, Josh	CB	Buffalo	38/10	2011-2013
	Young, Lou	CB	Georgia Tech	6/0	2015-2016
23	Baldwin, Randy	RB	Mississippi	7/2	1995
	Elliott, Javien	CB	Florida State	16/3	2019
	Fuller, Curtis	S	Texas Christian	6/0	2004
	Gunter, LaDarius	CB	Miami (FL)	4/0	2017
	Hawkins, Josh	CB	East Carolina	5/0	2018
	Johnson, Anthony	RB	Notre Dame	71/20	1995-1999
	Johnson, Leonard	CB	Iowa State	10/0	2016
	Martin, Sherrrod	S	Troy	59/36	2009-2012
	Thomas-Oliver, Stantley	CB	Florida International	10/0	2020
	White, Melvin	CB	Louisiana-Lafayette	30/17	2013-2014
	Lucas, Ken	CB	Mississippi	60/59	2005-2008
	Wesley, Dante	CB	Arkansas-Pine Bluff	91/2	2002-2005;
24	Abraham, Clifton	CB	Florida State	1/0	1997
	Bradberry, James	CB	Samford	60/60	2016-2019
	Brown, Andre	RB	North Carolina State	0/0	2010
	Douglas, Rasul	CB	West Virginia	14/11	2020
	Haller, Alan	CB	Michigan State	2/0	1995
	Haynes, Alex	RB	Central Florida	10/0	2007
	Manning, Jr., Ricky	CB	UCLA	48/26	2003-2005
	Norman, Josh	CB	Coastal Carolina	53/38	2012-2015
25	Bates, Michael	WR/RB	Arizona	76/0	1996-2000; 2002
	Barner, Kenjon	RB	Oregon	12/0	2013; 2018
	Benwikere, Bené	CB	San Jose State	27/14	2014-2016
	Davis, Eric	CB	Jacksonville State	78/78	1996-2000
	Harris, Joey	RB	Purdue	4/0	2004
	Hudson, Marcus	S	North Carolina State	14/0	2010
	McCadam, Kevin	S	Virginia Tech	16/0	2006
	McDowell, Bubba	S	Miami (FL)	16/3	1995
	Parker, Ron	CB	Newberry College (SC)	3/0	2012
	Pride Jr., Troy	CB	Notre Dame	14/8	2020
	Reid, Eric	S	Louisiana State	29/29	2018-2019
	Young, Lou	CB	Georgia Tech	6/0	2015-2016
	McDaniel, Emmanuel	CB	East Carolina	18/5	1996; 2002
	Salley, Nate	S	Ohio State	24/0	2006-2008
26	Stanford, R.J.	CB	Utah	12/0	2010-2011
	Brewer, Dewell	RB	Oklahoma	0/0	1995
	Campbell, D.J.	S	California	5/4	2012
	Finnegan, Cortland	CB	Samford	5/0	2015
	Jackson, Donte	CB	Louisiana State	43/39	2018-2020
	Ogbonnaya, Chris	RB	Texas	5/0	2014
	Smith, Lamar	RB	Houston	11/11	2002
	Swift, Michael	CB	Austin Peay State	15/0	1998-1999
	Worley, Daryl	CB	West Virginia	31/25	2016-2017
	Foster, DeShaun	RB	UCLA	63/40	2002-2007
	McDaniel, Emmanuel	CB	East Carolina	18/5	1996; 2002
27	Teal, Quinton	S	Coastal Carolina	44/4	2007-2009
	Butler, Darius	CB	Connecticut	13/6	2011
	Byrum, Dion	CB	Ohio University	3/0	2006
	Grant, Deon	S	Tennessee	48/48	2001-2003
	Hawkins, Artrell	CB	Cincinnati	14/4	2004
	McCree, Marlon	S	Kentucky	16/15	2005



# ALL-TIME NUMERICAL ROSTER

	Mikell, Quintin	S	Boise State	14/12	2013
	Parker, Billy	S	William and Mary	0/0	2005
	Robinson, Kenny	S	West Virginia	9/0	2020
	Seymour, Kevon	CB	Southern California	16/2	2017-2018
	Wilson, C.J.	S/CB	Baylor	23/0	2007-2010
	Davis, Mike	RB	South Carolina	5/0	2019
	Lofton, Steve	CB	Texas A&M	36/12	1995-96, 1998-99
	Pieri, Damon	S	San Diego State	32/1	1995-1997
	Poole, Tauren	RB	Tennessee	1/0	2012; 2014
	McClain, Robert	CB	Connecticut	30/8	2010; 2015-2016
28	Branch, Colin	S	Stanford	48/19	2003-2006
	Fair, Terry	CB	Tennessee	3/0	2002
	Gaulden, Rashaan	S	Tennessee	24/0	2018-2019
	Harper, Deveron	CB	Notre Dame	24/1	2000-2001
	Mullen, Roderick	DB	Grambling State	15/0	1999
	Smith, Tony	RB	Southern Miss	0/0	1995
	Stewart, Jonathan	RB	Oregon	131/64	2008-2017
	Davis, Mike	RB	South Carolina	20/12	2019-2020
	Teal, Quinton	S	Coastal Carolina	44/4	2007-2009
29	Adams, Mike	S	Delaware	32/32	2017-2018
	Dendy, Patrick	CB	Rice	7/1	2007
	Elder, Corn	CB	Miami (Fla.)	16/1	2020
	Florence, Drayton	CB	Tuskegee	14/5	2013
	Green, Ray	S	South Carolina	16/0	2000
	Hardy, Jermaine	S	Virginia	3/0	2005
	Marlowe, Dean	S	James Madison	5/0	2015-2016
	Newton, Cam L.	S	Furman	0/0	2006
	Pugh, Jordan	S	Texas A&M	27/3	2010-2011
	Lofton, Steve	CB	Texas A&M	36/12	1995-96, 1998-99
	Wesley, Dante	CB	Arkansas-Pine Bluff	91/2	2002-2005;
	Pieri, Damon	S	San Diego State	32/1	1995-1997
30	Dixon, Travell	S	Washington	1/0	2016
	Godfrey, Charles	S/CB	Iowa	82/75	2008-2014
	Griffith, Howard	FB	Illinois	31/21	1995-1996
	Hood, Elijah	RB	North Carolina	0/0	2018
	Jamerson, Natrell	CB	Wisconsin	9/0	2019-2020
	Minter, Mike	S	Nebraska	148/141	1997-2006
31	Booth, Tony	DB	James Madison	0/0	1999-2000
	Byrd, Jairus	S	Oregon	12/0	2017
	Burris, Justin	S	North Carolina State	13/12	2020
	Dockery, James	CB	Oregon State	19/2	2012-2014
	Doss, Lorenzo	CB	Tulane	2/0	2018
	Hampton, William	CB	Murray State	9/0	2003-2004
	Marshall, Richard	CB	Fresno State	80/46	2006-2010
	Sanchez, Zack	CB	Oklahoma	5/1	2016
	Thomas, Blair	RB	Penn State	7/0	1995
	Tillman, Charles	CB	Louisiana-Lafayette	12/12	2015
	Smith, Rod	CB	Notre Dame	46/10	1995-1998
	Reed, Michael	CB	Boston College	3/0	1995-1996
32	Lane, Fred	RB	Lane College	42/23	1997-1999
	Luke, Cole	CB	Notre Dame	8/0	2017-19
	Smart, Rod	RB	Western Kentucky	47/0	2002-2005
	Turner, Nate	FB	Nebraska	2/0	1995
	Vaughan, Josh	RB	Richmond	10/0	2010-2011
	Wegher, Brandon	RB	Morningside College	1/0	2015
	Philyaw, Dino	RB	Oregon	10/0	1995-1996
	Shelton, Eric	RB	Louisville	9/0	2005-2006
33	Bashir, Idrees	S	Memphis	11/0	2005
	Boston, Tre	S	North Carolina	74/48	2014-2016; 2019-2020
	By'not'e, Butler	CB	Ohio State	7/0	1995
	Evans, Doug	CB	Louisiana Tech	57/55	1998-2001
	Goodson, Mike	RB	Texas A&M	28/3	2009-2011
	Hoard, Leroy	RB	Michigan	3/0	1996
	Montgomery, Joe	RB	Ohio State	3/0	2002
	Moore, Casey	FB	Stanford	0/0	2003
	Salley, Nate	S	Ohio State	24/0	2006-2008
	Poole, Tauren	RB	Tennessee	1/0	2012; 2014
34	Artis-Payne, Cameron	RB	Auburn	32/3	2015-2018
	Dulaney, Mike	FB	North Carolina	8/0	1998
	Huntley, Richard	RB	Winston-Salem State	14/9	2001
	Jackson, Eddie	CB	Arkansas	10/0	2004



# ALL-TIME NUMERICAL ROSTER

	Williams, DeAngelo	RB	Memphis	117/82	2006-2014
	Workman, Vince	RB	Ohio State	9/0	1995
	Philyaw, Dino	RB	Oregon	10/0	1995-1996
	Howard, Reggie	CB	Memphis State	47/29	2000-2003; 2006
35	Cooper, Deke	S	Notre Dame	26/15	2002; 2007
	Elder, Corn	CB	Miami (FL)	14/0	2017-2019
	Morton, Christian	CB	Illinois	7/2	2006
	Smith, Rodney	RB	Minnesota	7/1	2020
	Sutter, Ryan	S	Colorado	1/0	1998
	Tolbert, Mike	FB	Coastal Carolina	72/29	2012-2016
	Whitley, James	S	Michigan	0/0	2004
	Stanford, R.J.	CB	Utah	12/0	2010-2011
	Shelton, Eric	RB	Louisville	9/0	2005-2006
36	Ball, Marcus	CB	Memphis	1/0	2016
	Bennett, Brandon	RB	South Carolina	8/0	2004
	Cannon, Trenton	RB	Virginia State	14/0	2020
	Cox, Demetrious	S	Michigan State	4/0	2017
	Franklin, Brad	CB	Louisiana-Lafayette	0/0	2002
	Green, TJ	S	Clemson	1/0	2019
	Hines, Jermale	S	Ohio State	5/0	2011
	Manuel, Marquand	S	Florida	16/2	2007
	Reaves, Darrin	RB	Alabama-Birmingham	6/1	2014
	Smith, Armond	RB	Union College (KY)	9/0	2012-2013
	Veland, Tony	S	Nebraska	15/5	1998
	Williams, Shaun	S	UCLA	12/12	2006
	McClain, Robert	CB	Connecticut	30/8	2010; 2015-2016
37	Byndom, Carrington	CB	Texas	3/0	2014
	Considine, Sean	S	Iowa	4/0	2011
	Cota, Chad	S	Oregon	48/18	1995-1997
	Goings, Nick	FB	Pittsburgh	105/13	2001-2008
	Hitchcock, Jimmy	CB	North Carolina	32/9	2000-2001
	Nelson, Jonathan	S	Oklahoma	2/1	2011
	Southward, Dezmen	S	Wisconsin	1/0	2017
	Wheeler, Leonard	CB	Troy State	16/0	1998-1999
38	Cadet, Travis	RB	Appalachian State	1/0	2018
	Farley, Scott	S	Williams (MA)	0/0	2005
	Hartsfield, Myles	CB	Mississippi	16/0	2020
	Jackson, Rashawn	FB	Virginia	2/1	2010
	Lester, Robert	S	Alabama	13/4	2013-2014
	Poole, Tyrone	CB	Fort Valley State	47/44	1995-1997
	Scurlock, Mike	S	Arizona	14/0	1999
	Wilds, Garnell	CB	Virginia Tech	3/0	2005
39	Bonnafeon, Reggie	RB	Louisville	18/0	2019-2020
	Lewis, Keith	S	Oregon	0/0	2009
	Maxie, Brett	S	Texas Southern	29/29	1995-1996
	Richardson, Damien	S	Arizona State	77/10	1998-2004
	Zordich, Michael	FB	Penn State	0/0	2013
40	Armah, Alex	FB	West Georgia	57/4	2017-2020
	Cooper, Jarrod	S	Kansas State	40/0	2001-2004
	Floyd, William	FB	Florida State	42/37	1998-2000
	Ness, Nate	CB	Arizona	0/0	2012
	Russell, Anderson	S	Ohio State	3/0	2012
	Terrell, Pat	S	Notre Dame	48/34	1995-1997
41	Apple, Eli	CB	Ohio State	2/0	2020
	Cook, Toi	CB	Stanford	31/2	1996-1997
	Deloatch, Curtis	CB	North Carolina A&T	6/0	2007
	Harper, Roman	S	Alabama	32/32	2014-2015
	Munnerlyn, Captain	CB	South Carolina	107/55	2009-2013,
	Robinson, Eugene	S	Colgate	16/16	2000
42	Fiammetta, Tony	FB	Syracuse	24/11	2009-2010
	Franklin, Sam	S	Temple	14/4	2020
	Hicks, Skip	RB	UCLA	0/0	2002
	Jones, Colin	S	Texas Christian	114/14	2012-2019
	Tillman, Travares	S	Georgia Tech	13/1	2003-2004
	Howard, Reggie	CB	Memphis State	47/29	2000-2003; 2006
43	Bolden, Juran	CB	Mississippi Delta	6/0	1998
	Greene, Scott	FB	Michigan State	24/14	1996-1997
	Harris, Chris	S	Louisiana-Monroe	44/44	2007-2009
	Kunaszyk, Jordan	LB	California	9/0	2019
	Nakamura, Haruki	S	Cincinnati	13/13	2012
	Whittaker, Fozzy	RB	Texas	53/2	2014-2018



# ALL-TIME NUMERICAL ROSTER

44	Christian, Bob	FB	Northwestern	14/12	1995-1996
	Gray, Derwin	S	Brigham Young	3/0	1998
	Hetherington, Chris	FB	Yale	46/6	1999-2001
	Jansen, J.J.	LS	Notre Dame	192/0	2009-2020
45	Felton, Jerome	FB	Furman	9/1	2011
	Hoover, Brad	RB/FB	Western Carolina	152/93	2000-2009
	Orr, Chris	LB	Wisconsin	3/0	2020
	Parms, Damian	S	Florida Atlantic	0/0	2018-2019
	Reed, Michael	CB	Boston College	3/0	1995-1996
46	Alexander, Brent	S	Tennessee State	32/32	1998-1999
	Anderson, Rashard	CB	Jackson State	27/9	2000-2001
	Barber, Kantroy	RB	West Virginia	0/0	1997
	Smith, Kelvin	LB	Syracuse	3/0	2009
47	Battaglia, Marco	TE	Rutgers	2/0	2003
	Brockel, Richie	TE/FB	Boise State	49/2	2011-2015
	Cockrell, Ross	CB	Duke	14/11	2018-2019
	Johnson, Devon	FB	Marshall	0/0	2016
	Johnston, Clay	LB	Baylor	2/0	2020
	Senters, Mike	CB	Northwestern	0/0	1995
	Davis, Thomas	S/LB	Georgia	164/146	2005-2018
	King, Jeff	TE	Virginia Tech	76/62	2006-2010
48	Aiken, Danny	LS	Virginia	0/0	2015
	Davis, Stephen	RB	Auburn	29/27	2003-2005
	Jackson, Steven	RB	Clemson	0/0	2006
49	Cramer, Casey	FB	Dartmouth	7/1	2004-2005
	Draper, Shawn	TE	Alabama	0/0	2002
	Gavadza, Jason	TE	Kent State	0/0	2000
	Broughton, Luther	TE	Furman	31/4	1997-1998; 2001
50	Anderson, James	LB	Virginia Tech	94/53	2006-2012
	Bickett, Duane	LB	Southern California	16/0	1996
	Fountaine, Jamal	LB	Washington	0/0	1995
	Jackson, Brad	LB	Cincinnati	11/0	2002
	Miller, Christian	DE	Alabama	7/0	2019
	Slade, Chris	DE	Virginia	15/0	2001
	Stanford, Julian	LB	Wagner	16/0	2020
	Tatum, Kinnon	LB	Notre Dame	31/0	1997-1998
	Ciurciu, Vinny	LB	Boston College	49/5	2003-2006
51	Mills, Sam	LB	Montclair State	48/48	1995-1997
52	Allen, Brian	LB	Florida State	44/9	2002-2004
	Beason, Jon	LB	Miami	72/71	2007-2013
	Brady, Jeff	LB	Kentucky	16/16	1999
	Draft, Chris	LB	Stanford	32/19	2005-2006
	Elliott, Matt	G	Michigan	47/32	1995-1997
	Minor, Kory	LB	Notre Dame	30/2	1999-2002
	Norris, Jared	LB	Utah	28/0	2016-2018
	Reddick, Kevin	LB	North Carolina	3/0	2014
	Smith, D.J.	LB	Appalachian State	1/0	2014
	Whitehead, Tahir	LB	Temple	14/9	2020
	Wilson, Ramik	LB	Georgia	0/0	2019
53	Burns, Brian	DE	Florida State	31/19	2019-2020
	Butcher, Paul	LB	Wayne State	16/0	1995
	Diggs, Na'il	LB	Ohio State	61/46	2006-2009
	Favors, Greg	LB	Mississippi State	16/12	2003
	Jacobs, Ben	LB	Fresno State	68/0	2013-2015;
	Jensen, Jerry	LB	Washington	10/0	1998-1999
	Navies, Hannibal	LB	Colorado	39/15	1999-2002
	Phillips, Jason	LB	Texas Christian	20/2	2011-2012
	Short, Brandon	LB	Penn State	32/17	2004-2005
	Williams, Jamar	LB	Arizona State	3/0	2010
	Baker, Myron	LB	Louisiana Tech	18/0	1996-1997
54	Bailey, Carlton	LB	North Carolina	40/28	1995-1997
	Hemsley, Nate	LB	Syracuse	9/3	2001
	Ivy, Mortty	LB	West Virginia	0/0	2009
	Jones, Dontá	LB	Nebraska	16/0	1999
	Reid, Spencer	LB	Brigham Young	16/0	1998
	Thompson, Shaq	LB	Washington	86/76	2015-2020
	Williams, Jason	LB	Western Illinois	45/4	2010-2011; 2012;
	Witherspoon, Will	LB	Georgia	62/55	2002-2005
	Woodall, Lee	LB	West Chester	16/16	2000
	Ciurciu, Vinny	LB	Boston College	49/5	2003-2006
	Johnson, Landon	LB	Purdue	25/3	2008-2009

# ALL-TIME NUMERICAL ROSTER

55	Faryniarz, Brett	LB	San Diego State	15/1	1995
	Gaskins, Percell	LB	Kansas State	12/0	1997
	Hogue, Doug	LB	Syracuse	9/0	2012
	Irvin, Bruce	DE	West Virginia	13/12	2019
	Mayo, David	LB	Texas State	59/4	2015-2018
	Miller, Horace	LB	Texas-El Paso	0/0	2014
	Morgan, Dan	LB	Miami	59/59	2001-2007
	Tovar, Steve	LB	Ohio State	16/6	1999
	Connor, Dan	LB	Penn State	47/19	2008-2011; 2013
	Curry, Donte	LB	Morris Brown	20/0	2007-2008
56	Barrow, Micheal	LB	Miami (FL)	48/48	1997-1999
	Carter, Jermaine	LB	Maryland	48/13	2018-2020
	Conner, Darion	LB	Jackson State	16/16	1995
	Culbertson, Quinton	LB	Mississippi State	5/0	2009
	Hodge, Abdul	LB	Iowa	5/0	2010
	Klein, A.J.	LB	Iowa State	60/23	2013-2016
	Kyle, Jason	LS	Arizona State	128/0	2001-2008
	Onatolu, Kenny	LB	Nebraska-Omaha	4/0	2012
	Paysinger, Spencer	LB	Oregon	3/0	2017
	Baker, Myron	LB	Louisiana Tech	18/0	1996-1997
	Smith, Kelvin	LB	Syracuse	3/0	2009
	Williams, Thomas	LB	Southern California	7/2	2010-2011
57	Cash, Jeremy	LB	Duke	9/0	2016-2017
	Davis, Rod	LB	Southern Mississippi	1/0	2006
	Gachkar, Andrew	LB	Missouri	6/0	2017
	Jamison, Brandon	LB	West Georgia	19/0	2006-2007
	Lathon, Lamar	LB	Houston	48/48	1995-1998
	Senn, Jordan	LB	Portland State	66/7	2009-2013
	Smith, Andre	LB	North Carolina	19/0	2018-2019
	Taylor (formerly Glanton), Adarius	LB	Florida Atlantic	23/4	2014;2020
	Towns, Lester	LB	Washington	55/30	2000-2003
	Tufts, Sean	LB	Colorado	15/0	2004-2005
	Connor, Dan	LB	Penn State	47/19	2008-2011; 2013
58	Childress, O.J.	LB	Clemson	0/0	2000
	Fields, Mark	LB	Washington State	29/25	2002-2004
	Holmberg, Rob	LB	Penn State	1/0	2001
	Humphrey, Deon	LB	Florida State	3/0	2000
	Royal, Andre	LB	Alabama	44/13	1995-1997
	Davis, Thomas	S/LB	Georgia	164/146	2005-2018
59	Armstead, Jesse	LB	Miami (FL)	0/0	2004
	Caldwell, Mike	LB	Middle Tennessee State	9/0	2003
	Gaither, Omar	LB	Tennessee	10/4	2011
	Hambrick, Darren	LB	South Carolina	9/8	2001
	Harris, Nic	LB	Oklahoma	15/4	2010
	Hawkes, Michael	LB	Virginia Tech	3/0	2000-2001
	Hill, Travis	LB	Nebraska	3/0	1995
	Jones, Ernest	LB	Oregon	20/0	1998-1999
	Kuechly, Luke	LB	Boston College	118/118	2012-2019
	Seward, Adam	LB	UNLV	40/2	2005-2008
	Simmons, Terrance	DT	Alabama State	2/0	2002
	Yeboah-Kodie, Phil	LB	Penn State	0/0	1995
	Minor, Kory	LB	Notre Dame	30/2	1999-2002
	Johnson, Landon	LB	Purdue	25/3	2008-2009
60	Browning, Bryant	G	Ohio State	1/0	2011
	Greeley, Bucky	C	Penn State	6/0	1996-1998
	Matthews, Kevin	C	Texas A&M	0/0	2014
	Mitchell, Jeff	C	Florida	78/78	2001-2005
	Peterson, Andrew	G	Washington	4/2	1995
	Shiver, Clay	G	Florida State	0/0	1999
	Williams, Daryl	T	Oklahoma	56/41	2015-2019
	Wilson, Gillis	DE	Southern	5/0	2000-2001
	Irvin, Corvey	DT	Georgia	2/0	2009-2010
61	Gaydosh, Linden	DT	Calgary	0/0	2013
	Kadela, Dave	T	Virginia Tech	1/0	2004-2006
	Landri, Derek	DT	Notre Dame	16/16	2009-2010
	Paradis, Matt	C	Boise State	32/32	2019-2020
	Pressley, DeMario	DT	North Carolina State	1/0	2011
	Redmon, Anthony	G	Auburn	25/19	1998-1999
	Yankey, David	G	Stanford	6/0	2016-2017
	Silatolu, Amini	G/T	Midwestern State	54/37	2012-15; 2017-18
	Love, Kyle	DT	Mississippi State	72/7	2014-15; 2016-19



# ALL-TIME NUMERICAL ROSTER

62	Velasco, Fernando	G/C	Georgia	23/8	2014-2015
	Byers, Jeff	C/G	Southern California	22/7	2011-2013
	Hearn, Taylor	T	Clemson	4/0	2018
	Pinkney, Cleveland	DT	South Carolina	2/0	2004
	Stuber, Tim	G	Colorado State	0/0	2002
	Washington, TJ	T	Virginia Tech	0/0	2001
	Wendell, Ryan	C	Fresno State	1/0	2016
	Dennis, Mark	T	Illinois	28/17	1995-1996
63	Duckett, Damane	DT	East Carolina	2/0	2004
	Foucault, David	T	Montreal	5/1	2014-2015
	Hangartner, Geoff	C/G	Texas A&M	90/57	2005-2008;
	Kaskey, Matt	T	Dartmouth	1/0	2019-2020
	Mahon, Brendan	G	Penn State	4/0	2018
	Morris, Chris	C	Michigan State	4/0	2010
	Nesbit, Jamar	C/G	South Carolina	53/45	1999-2002
	Rodenhauser, Mark	C	Illinois State	48/0	1995-1997
64	Chester, Larry	DT	Temple	11/5	2001
	Dexter, James	G	South Carolina	9/2	2000
	Ferrario, Bill	G	Wisconsin	0/0	2004
	Folkerts, Brian	C	Washburn	26/0	2013-2014
	Lacina, Corbin	G	Augustana	10/10	1998
	Lundblade, Brad	C	Oklahoma State	1/0	2019
	Peters, Scott	G	Arizona State	0/0	2006
	Petitti, Rob	T	Pittsburgh	5/0	2009, 2010
	Reed, Chris	OL	Minn. St.-Mankato	17/14	2019-2020
	Rigsbee, Jordan	T	California	0/0	2016
	Whitley, Curtis	C	Clemson	27/24	1995-1996
	Williams, Zack	C/G	Washington State	1/0	2011-2012
65	Alexih, Chas	DT	Pittsburgh	0/0	2016
	Daley, Dennis	OL	South Carolina	19/12	2019-2020
	Donnalley, Kevin	G	North Carolina	38/38	2001-2003
	Garcia, Frank	G/C	Washington	91/84	1995-2000
	Tylski, Rich	G	Utah State	16/1	2004
	Williams, Garry	T/G	Kentucky	41/21	2009-2014
	Silatolu, Amini	G/T	Midwestern State	54/37	2012-15, 2017-18
	Kalil, Ryan	C	Southern California	148/145	2007-2017
	Bernadeau, Mackenzy	G	Bentley	47/20	2008-2011
	Gordon, Dillon	OL	LSU	0/0	2019
66	Gradkowski, Gino	C	Delaware	10/3	2016
	Montgomery, Will	G	Virginia Tech	6/4	2006
	Williams, Louis	G	Louisiana State	2/0	2001-2002
	Silatolu, Amini	G/T	Midwestern State	54/37	2012-15, 2017-18
	Taylor, Hilee	DE	North Carolina	16/0	2008-2010
	Campbell, Mathew	TE/T/G	South Carolina	69/58	1995-2000
67	Carstens, Jordan	DT	Iowa State	29/16	2004-2006
	Hayes, Brandon	T/G	Central State	7/0	1996
	Miller, John	G	Louisville	14/14	2020
	Stoltenberg, Bryan	C/G	Colorado	38/18	1998-2000
	Kalil, Ryan	C	Southern California	148/145	2007-2017
	Marrow, Mitch	DL	Pennsylvania	0/0	1998
	Neblett, Andre	DT	Temple	30/7	2010-2012
	Norwell, Andrew	G	Ohio State	55/54	2014-2017
	Scott, Trent	T	Grambling State	14/4	2020
	Vincent, Keydrick	G	Mississippi	30/30	2008-2009
	Wahle, Mike	G	Navy	45/45	2005-2007
	Allen, Jared	DE	Idaho State	12/12	2015
69	Green, Tyrone	G	Auburn	0/0	2015
	Gross, Jordan	T	Utah	167/167	2003-2013
	Larsen, Tyler	C	Utah State	68/18	2016-2020
	Miller, Les	DE	Fort Hays State	45/19	1996-1998
70	Farkas, Kevin	T	Appalachian State	0/0	1995
	Stewart, Todd	T	California	0/0	1997
	Terry, Chris	T	Georgia	57/57	1999-2002
	Turner, Trai	G	Louisiana State	84/80	2014-2019
	Wharton, Travelle	T/G	South Carolina	115/111	2004-2011; 2013
	Austin, Thomas	G	Clemson	4/1	2012
71	Davis, C.J.	NT	Pittsburgh	7/0	2009-2010
	Kragen, Greg	G	Utah State	48/46	1995-1997
	Kugbila, Edmund	G	Valdosta State	0/0	2013-2014
	Lucas, Al	DT	Troy State	20/0	2000-2001
	Matthis, Evan	G	Alabama	25/15	2005-2007

# ALL-TIME NUMERICAL ROSTER

	Miley, Arthur	DE	Southern	0/0	2015
	Newhouse, Marshall	T	Texas Christian	11/2	2018
	Shirley, Jason	DT	Fresno State	4/0	2011
	Smith, Fernando	DE	Jackson State	0/0	2002
	Tecklenburg, Sam	C	Baylor	2/0	2020
	Terry, Rick	DT/DE	North Carolina	15/3	1998-1999
	Willig, Matt	T	Southern California	29/9	2003-2004
	France, Dan	T	Michigan State	0/0	2016-2017
72	Daniel, Robert	DE	Northwestern State (LA)	0/0	1999-2000
	Hughes, Kevin	T	Southeastern Louisiana	0/0	2014
	Moton, Taylor	T	Western Michigan	64/48	2017-2020
	Nelson, Bruce	C	Iowa	15/1	2003-2004
	Regis, Micanor	DT	Miami (FL)	0/0	2014
	Robinson, Duke	G	Oklahoma	0/0	2009-2010
	Sciffres, Steve	G	Wyoming	1/0	1998
	Villa, Danny	LS	Arizona State	7/0	1998
	Bridges, Jeremy	T/G	Southern Mississippi	43/28	2006-2008; 2012
	Fua, Sione	DT/G	Stanford	27/12	2011-2013
73	Campbell, Bruce	T	Maryland	5/0	2012-2013
	Newton, Nate	G	Florida A&M	7/0	1999
	Oher, Michael	T	Mississippi	19/19	2015-2016
	Tuten, Melvin	T	Syracuse	32/8	2000-2003
	Van Roten, Greg	G/C	Penn	37/27	2017-2019
	Wilson, Jamie	T	Marshall	0/0	1997
	Bernadeau, Mackenzy	G	Bentley	47/20	2008-2011
	Bridges, Jeremy	T/G	Southern Mississippi	43/28	2006-2008; 2012
74	Bond, Travis	T	North Carolina	2/0	2013
	Clark, Chris	OL	Southern Mississippi	15/13	2018
	Dingle, Antonio	DT	Virginia	3/0	1999-2000
	Fletcher, Derrick	G	Baylor	5/0	2002
	Graham, Derrick	T	Appalachian State	11/7	1995
	Janus, Paul	C	Northwestern	5/1	1998
	Ledford, Dwayne	G	East Carolina	0/0	2001
	Little, Greg	T	Mississippi	14/6	2019-2020
	McClover, Stanley	DE	Auburn	13/0	2006-2007
	Pollak, Mike	G	Arizona State	1/0	2012
	Remmers, Mike	T	Oregon State	37/37	2014-2016
	Schwartz, Geoff	T/G	Oregon	32/19	2009-2011
	Theus, John	T	Georgia	0/0	2017
	Dennis, Mark	T	Illinois	28/17	1995-1996
75	Green, Brandon	OL	Alabama	0/0	2019
	Hartwig, Justin	C	Kansas	17/16	2006-2007
	Hicks, Hayworth	G	Iowa State	0/0	2012
	Jones, Clarence	T	Maryland	27/27	1999-2000
	Kalil, Matt	T	Southern California	16/16	2017-2018
	Schofield, Michael	G	Michigan	11/3	2020
	Scott, Chris	G	Tennessee	43/12	2013-2016
	Siglar, Ricky	T	San Jose State	1/0	1998
	Skrepenak, Greg	G	Michigan	32/32	1996-1997
	Steussie, Todd	T	California	48/48	2001-2003
	Thomas, Hollis	DT	Northern Illinois	13/13	2009
	Vaeao, Destiny	Dt	Washington State	0/0	2019
	Velasco, Fernando	G/C	Georgia	23/8	2014-2015
	Webster, Larry	DE	Bloomsburg	1/0	2016
	Ziemba, Lee	T	Auburn	6/0	2011-2012
76	Batiste, D'Anthony	G	Louisiana-Lafayette	0/0	2006
	Childs, Jason	T	North Dakota	0/0	1995
	Davids-Garrido, Norberto	G	Southern California	59/39	1996-1999
	Grigsby, Otis	DE	Kentucky	4/0	2007
	Hardy, Greg	DE	Mississippi	63/40	2010-2014
	Jordan, Leander	G	Indiana (PA)	13/5	2001-2002
	McGhin, Garrett	T	East Carolina	2/0	2019
	Okung, Russell	T	Oklahoma State	7/7	2020
	Omiyale, Frank	T	Tennessee Tech	10/1	2007-2008
	Reyes, Tutan	T/G	Mississippi	30/28	2002-2005
	Witzmann, Bryan	T	South Dakota State	2/0	2019
77	Bell, Byron	T	New Mexico	62/56	2011-2014
	Harris, Ra'Shon	DT	Oregon	2/0	2009
	Jenkins, Kris	DT	Maryland	85/79	2001-2007
	Moore, Zach	DE	Concordia-St. Paul	0/0	2017
	O'Brien, Kitt	T	Ball State	0/0	2019

# ALL-TIME NUMERICAL ROSTER

78	Robinson, Corey	T	South Carolina	2/0	2018
	Love, Kyle	DT	Mississippi State	72/7	2014-15; 2016-19
	Benenoch, Caleb	T	UCLA	0/0	2019
	Brockermeyer, Blake	T	Texas	58/55	1995-1998
	Burton, Antwon	DT	Temple	2/0	2009
	Chandler, Nate	DT/T/G	UCLA	37/19	2012-2015
	Duckworth, Tim	G	Auburn	5/0	2010
	Fordham, Todd	T	Florida State	47/8	2004-2006
	Hamilton, Woodrow	DT	Mississippi	5/0	2019-2020
	Hawkins, Donald	T	Texas	7/0	2016
	James, Jenó	T/G	Auburn	55/28	2000-2003
	Martin, Emerson	G	Hampton (VA)	2/1	1995
	Nwagbuo, Ogemdi	DT	Michigan State	4/1	2011
	Wells, Reggie	T	Clarion (PA)	5/0	2011
	France, Dan	T	Michigan State	0/0	2016-2017
79	Hayden, Nick	DT	Wisconsin	26/13	2008-2010
	Bohlinger, Rob	T	Wyoming	13/1	1998
	Brzezinski, Doug	G	Boston College	9/8	2003-2004
	Butler, Rashad	T	Miami (FL)	0/0	2006
	Iddings, Drew	DT	South Dakota	0/0	2017
	Love, Sean	G	Penn State	11/1	1995
	Maumau, Viliani	DT	Colorado	1/0	1999
	Otah, Jeff	T	Pittsburgh	29/29	2008-2011
	Scott, Chris	G	Tennessee	43/12	2013-2016
	Baker, Eugene	WR	Kent State	4/0	2003-2004
80	Heinrich, Keith	TE	Sam Houston State	4/0	2002
	Jarrett, Dwayne	WR	Southern California	32/3	2007-2010
	Shockey, Jeremy	TE	Miami (FL)	15/13	2011
	Simonson, Scott	TE	Assumption	14/1	2015-2017
	Stone, Dwight	WR	Middle Tennessee State	64/0	1995-1998
	Thomas, Devin	WR	Michigan State	1/0	2010
	Thomas, Ian	TE	Indiana	48/17	2018-2020
	Turner, Jim	WR	Syracuse	0/0	1998-2001
	Broughton, Luther	TE	Furman	31/4	1997-1998; 2001
	Avant, Jason	WR	Michigan	11/0	2014
	Bright, Anthony	WR	Valencia CC	1/0	2002
	Ismail, Raghib	WR	Notre Dame	42/22	1996-1998
	Jones, Reggie	WR	Louisiana State	1/0	1995
	Moore, Kenny	WR	Wake Forest	12/1	2008-2009
	Norwood, Kevin	WR	Alabama	1/0	2015
81	Pilares, Kealoha	WR	Hawaii	20/0	2011-2013
	Proehl, Ricky	WR	Wake Forest	48/5	2003-2005
	Hayes, Donald	WR	Wisconsin	51/31	1998-2001
	Barnidge, Gary	TE	Louisville	63/11	2008-2012
	Beebe, Don	WR	Chadron State	14/1	1995
	Byrd, Isaac	WR	Kansas	43/12	2000-2002
	Cotchery, Jerricho	WR	North Carolina State	29/16	2014-2015
	Manhertz, Chris	TE	Canisius	67/26	2016-2020
	Metcalf, Eric	WR	Texas	16/1	1999
	Seidman, Mike	TE	UCLA	43/15	2003-2006
	Bates, Michael	WR/RB	Arizona	76/0	1996-2000; 2002
	Carrier, Mark	WR	Nicholls State	57/36	1995-1998
	Colbert, Keary	WR	Southern California	55/42	2004-2007
	Jeffers, Patrick	WR	Virginia	24/10	1999-2001
	Martin, Charly	WR	West Texas A&M	8/0	2009-2010
82	Michel, Marken	WR	Massachusetts	2/0	2020
	Murphy, Louis	WR	Florida	16/5	2012
	Young, Walter	WR	Illinois	7/0	2003
	Black, Nathan	WR	Northwestern State (LA)	5/0	2002
	Black, Nathan	WR	Northwestern State (LA)	5/0	2002
	Burke, Paul	TE	Idaho	0/0	1996
	Crawford, Casey	TE	Virginia	11/1	2000-2001
	Dickson, Ed	TE	Oregon	64/41	2014-2017
	Gaines, Michael	TE	Central Florida	42/21	2004-2006
	Guliford, Eric	WR	Arizona State	14/9	1995
	Hartsock, Ben	TE	Ohio State	43/9	2011-2013
	Jones, Mark	WR	Tennessee	16/0	2008
	Wiggins, Jermaine	TE	Georgia	27/12	2002-2003
	Wiggins, Brian	WR	Texas Southern	0/0	1995
	Broughton, Luther	TE	Furman	31/4	1997-1998; 2001
84	Carruth, Rae	WR	Colorado	22/20	1997-1999

# ALL-TIME NUMERICAL ROSTER

85	Baugh, Marcus	TE	Ohio State	0/0	2019
	Broussard, Jamall	WR	San Jose State	8/0	2004
	Dyson, Kevin	WR	Utah	1/0	2003
	Samp, Chris	WR	Winona State	0/0	2006
	Tillman, Lawyer	TE	Auburn	5/0	1995
	Walls, Wesley	TE	Mississippi	98/96	1996-2002
86	Adams, Darvin	WR	Auburn	2/0	2011
	Byrd, LaRon	WR	Miami (FL)	0/0	2016
	Fauria, Christian	TE	Colorado	15/4	2007
	Green, Willie	WR	Mississippi	31/17	1995-1996
	Mangum, Kris	TE	Mississippi	126/61	1997-2006
	Thompson, Colin	TE	Temple	15/4	2020
	Williams, Brandon	TE	Oregon	25/0	2013-2015
87	Clowney, David	WR	Virginia Tech	10/0	2010
	Gardner, Rod	WR	Clemson	11/0	2005
	Hill, Stephen	WR	Georgia Tech	0/0	2015
	Hixon, Domenik	WR	Akron	15/0	2013
	Muhammad, Muhsin	WR	Michigan State	155/141	1996-2004,
	King, Jeff	TE	Virginia Tech	76/62	2006-2010
	Campbell, Mathew	TE/T/G	South Carolina	69/58	1995-2000
88	Kinchen, Brian	TE	Louisiana State	32/0	1999-2000
	Metzelaars, Pete	TE	Wabash	14/14	1995
	Olsen, Greg	TE	Miami (FL)	133/123	2011-2019
	Rosario, Dante	TE	Oregon	62/22	2007-2010
	Hankton, Karl	WR	Trinity College (IL)	104/1	2000-2006
	Hayes, Donald	WR	Wisconsin	51/31	1998-2001
	Rasby, Walter	TE	Wake Forest	39/5	1995-1997
89	Ellis, Elbert	WR	Pittsburgh	0/0	1995
	Mills, Ernie	WR	Florida	10/5	1997
	Smith, Steve	WR	Utah	182/161	2001-2013
	Tucker, Syii	TE	Miami	0/0	1996
	Uwaezuoke, Iheanyi	WR	California	11/2	2000
	Burks, Dialleo	WR	Eastern Kentucky	1/0	1999-2000
	Carruth, Rae	WR	Colorado	22/20	1997-1999
	Rasby, Walter	TE	Wake Forest	39/5	1995-1997
90	Alexander, Frank	DE	Oklahoma	29/6	2012-2015
	Peppers, Julius	DE	North Carolina	138/125	2002-2009,
	Phillion, Ed	NT	Ferris State	0/0	1996
	Posey, Jeff	LB	Southern Mississippi	4/0	2001
	Selvie, George	DE	South Florida	4/0	2011
	Soliai, Paul	DT	Utah	10/1	2016
	Zgonina, Jeff	NT	Purdue	2/0	1995
	Morabito, Tim	DT	Boston College	48/37	1997-2000
91	Brown, Everette	DE	Florida State	28/3	2009-2010
	Cole, Colin	DT	Iowa	33/23	2013-2015
	Cox, Jr., Bryan	DE	Florida	19/0	2017-2019
	Delaire, Ryan	DE	Towson	15/0	2015-2016
	Fields, Ronald	DT	Mississippi State	6/0	2011
	Gibson, Gary	DT	Rutgers	12/0	2007-2008
	Greene, Kevin	LB	Auburn	47/47	1996,1998-1999
	Jordan, Omari	DT	Buffalo	5/0	2004
	Killings, Cedric	DT	Carson-Newman	4/0	2001
	McGee, Stacy	DE	Oklahoma	4/0	2019
	Milem, John	DE	Lenoir-Rhyne	2/0	2001
	Smith, Chuck	DE	Tennessee	2/2	2000
	Taves, Josh	DE	Northeastern	5/0	2002
	Teeter, Mike	DT	Michigan	0/0	1995
	Weatherly, Stephen	DE	Vanderbilt	9/9	2020
	Wilson, Kion	LB	South Florida	5/0	2011
92	Butler, Vernon	DT	Louisiana Tech	52/5	2016-2019
	Colston, Tim	DT	Kansas State	2/0	1996
	Edwards, Dwan	DT	Oregon State	53/17	2012-2015
	Fatafehi, Mario	DT	Kansas State	6/0	2002
	Haye, Jovan	DE	Vanderbilt	2/0	2005
	Kerr, Zach	DT	Delaware	13/4	2020
	Lewis, Damione	DT	Miami (FL)	62/36	2006-2009
	Norwood, Eric	DE	South Carolina	28/0	2010-2011
	Pittman, Kavika	DE	McNeese State	2/0	2003-2004
	Price, Shawn	DE	Pacific	16/0	1995
	Raybon, Israel	DE	North Alabama	9/0	1997
	White, Reggie	DE	Tennessee	16/16	2000

# ALL-TIME NUMERICAL ROSTER

93	Wilson, Gillis	DE	Southern	5/0	2000-2001
	Saleh, Tarek	LB	Wisconsin	14/1	1997-1998
	Applewhite, Antwan	DE	San Diego State	17/4	2011-2012
	Blackburn, Chase	LB	Akron	19/9	2013-2014
	Edwards, Lavar	DE	Louisiana State	5/0	2016
	Fox, Mike	DE	West Virginia	54/43	1995-1998
	McCoy, Gerald	DT	Oklahoma	16/16	2019
	Rucker, Mike	DE	Nebraska	139/106	1999-2007
	Tyler, Tank	DT	North Carolina State	6/0	2009
	Walker, Darwin	DT	Tennessee	10/2	2008
94	Irvin, Corvey	DT	Georgia	2/0	2009-2010
	Love, Kyle	DT	Mississippi State	72/7	2014-15; 2016-19
	Roy, Bravvion	DT	Baylor	15/9	2020
	Ealy, Kony	DE	Missouri	47/15	2014-2016
	Gilbert, Sean	DE/DT	Pittsburgh	64/56	1998-2002
	Hall, Daeshon	DE	Texas A&M	1/0	2017
	Leonard, Louis	DT	Fresno State	4/1	2009-2010
	Moorehead, Kindal	DT	Alabama	75/13	2003-2007
	Obada, Efe	DE	none	42/1	2018-2020
	Williams, Thomas	LB	Southern California	7/2	2010-2011
95	Fua, Sione	DT/G	Stanford	27/12	2011-2013
	Saleh, Tarek	LB	Wisconsin	14/1	1997-1998
	Brown, Derrick	DT	Auburn	16/15	2020
	Johnson, Charles	DE	Georgia	143/114	2007-2017
	Lloyd, Greg	LB	Fort Valley State	16/14	1998
	Poe, Dontari	DT	Memphis	27/26	2018-2019
	Thomas, Mark	DE	North Carolina State	22/0	1995-1996
	Wells, Dean	LB	Kentucky	45/27	1999-2001
	Morabito, Tim	DT	Boston College	48/37	1997-2000
	Brayton, Tyler	DE	Colorado	46/45	2008-2010
96	Edwards, Antonio	DE	Valdosta State	14/7	1999
	Edwards, Ron	DT	Texas A&M	11/11	2011-2012
	Horton, Wes	DE	Southern California	83/38	2013-2018; 2019
	King, Sean	DE	NE Louisiana	39/2	1995-1998
	Larkin, Austin	DE	Purdue	9/0	2020
	Wallace, Al	DE	Maryland	80/10	2002-2006
	Williams, Jay	DE	Wake Forest	32/27	2000-2001
	Curry, Donte	LB	Morris Brown	20/0	2007-2008
	Addison, Mario	DE	Troy	111/51	2012-2019
	Brown, Tony	DT	Memphis	1/0	2006
97	Fields, Jeff	DT	Arkansas State	2/0	1995
	Gross-Matos, Yetur	DE	Penn State	12/7	2020
	Jeter, Tommy	DE	Texas	1/0	1996
	McClain, Terrell	DT	South Florida	12/12	2011
	Peter, Jason	DE	Nebraska	38/20	1998-2001
	Rasmussen, Kemp	DE	Indiana	50/0	2002-2005
	Shaw, Tim	LB	Penn State	14/0	2007
	Turnbull, Renaldo	LB	West Virginia	16/2	1997
	Taylor, Hilee	DE	North Carolina	16/0	2008-2010
	Burton, Shane	DT	Tennessee	32/8	2002-2003
98	Ellison, Atiyyah	DT	Missouri	0/0	2005
	Haynes, Marquis	DE	Mississippi	0/0	2018-2020
	Keiser, Thomas	DE	Stanford	12/0	2011-2012
	Lotulelei, Star	DT	Utah	76/75	2013-2017
	Parker, J'Vonnie	DT	Rutgers	1/0	2008
	Sasa, Don	DE	Washington State	2/0	1997-1998
	Swann, Eric	DT	none	16/3	2000
	Tuaolo, Esera	DT	Oregon State	12/0	1999
	Williams, Gerald	DE	Auburn	37/35	1995-1997
	Hayden, Nick	DT	Wisconsin	26/13	2008-2010
99	Buckner, Brentson	DT	Clemson	71/65	2001-2005
	Johnson, Ed	DT	Penn State	12/6	2010
	Kearse, Frank	DT	Alabama A&M	14/8	2011-2012
	Kemoatu, Maake	DT	Utah	46/40	2006-2009
	McKinley, Alvin	DT	Mississippi State	7/0	2000-2001
	Nunley, Jeremy	DE	Alabama	0/0	1995
	Seals, Ray	DE	none	14/7	1997
	Short, Kawann	DT	Purdue	99/76	2013-2020
	Wiley, Chuck	DE	Louisiana State	16/16	1998-1999

For inclusion, a player must be on the active 53-man roster for a minimum of one game or on IR for a minimum of six games

# ALL-TIME PRACTICE SQUAD ROSTER

	POS	SCHOOL	YEARS
<b>A</b>			
Adams, Darvin	WR	Auburn	2011
Adams, Myles	DE	Rice	2020
Alecxi, Chas	DT	Pittsburgh	2015
Alexander, Lorenzo	LB	California	2005
Alford, Dominic	G	Minnesota	2012
Allen, Kyle	QB	Houston	2018
Allen, Roger	G	Missouri Western State	2011
Aguayo, Roberto	QB	Florida State	2017
Armah, Alex	FB	West Georgia	2017
Arp, Donovan	DT	Louisville	2002
Askew, Nate	TE	Texas A&M	2015
Austin, Thomas	C	Clemson	2012
Ayi, Kole	LB	Massachusetts	2003
<b>B</b>			
Baker, Donnell	WR	Southern	1996
Ball, Lavar	TE	California State-Los Angeles	1995
Basanez, Brett	QB	Northwestern	2006, 2008
Baylis, Evan	TE	Oregon	2017
Bender, Jacob	T	Nicholls State	2010
Berger, Joe	C	Michigan Tech	2005
Bergeron, David	LB	Stanford	2005
Bersin, Brenton	WR	Wofford College	2013
Bertolet, Taylor	K	Texas A&M	2020
Best, Dan	T	Western Carolina	1999, 2000
Biddle, Tye	WR	Mississippi	2006
Bigger, Zeek	DE	East Carolina	2017
Birmingham, Decori	RB	Arkansas	2007, 2008, 2009
Bituli, Daniel	LB	Tennessee	2020
Black, Nathan	WR	Northwestern State	2002
Blackman, Jon	T	Purdue	2000
Blanchard, Matt	QB	Wisconsin-Whitewater	2013
Blanding, Quin	S	Virginia	2019
Blechen, Brian	S	Utah	2015, 2016
Bonnacon, Reggie	RB	Louisville	2018
Bright, Anthony	WR	Valencia CC	2001, 2002
Brinkley, Casper	DE	South Carolina	2008
Brown, Richie	LB	Mississippi State	2017
Brown, Tony	DT	Memphis State	2003
Browning, Bryant	G	Ohio State	2011, 2012
Bryant, Lamont	WR	Morgan State	2012
Buchanan, William	WR	Southern California	2008
Burke, Paul	TE	Idaho	1995
Burks, Dialleo	WR	Eastern Kentucky	1999
Burney, Kendric	CB	North Carolina	2011, 2012
Burns, Antoine	WR	Minnesota	2004
Burton, Pierce	T	Mississippi	2015
Butker, Harrison	K	Georgia Tech	2017
Byers, Jeff	C	Southern California	2011
Byndom, Carrington	CB	Texas	2014, 2015
Byrd, Damiere	WR	South Carolina	2015, 2016
<b>C</b>			
Canonico, Ed	S	Sacramento State	2004, 2007
Cantwell, Hunter	QB	Louisville	2009
Carr, William	DT	Michigan	1997
Carstens, Jordan	DT	Iowa State	2004
Carter, Jason	WR	Texas A&M	2007
Chachere, Andre	CB	San Jose State	2019
Chandler, Jeff	K	Florida	2004
Chandler, Nate	T	UCLA	2012
Chandler, Sean	DB	Temple	2020
Chery, Jason	WR	Louisiana-Lafayette	2009
Chisolm, Garrett	T	South Carolina	2011

# ALL-TIME PRACTICE SQUAD ROSTER

Chubb, Brandon	RB	Wake Forest	2018
Ciurciu, Vinny	LB	Boston College	2003
Clausell, Blaine	T	Mississippi State	2016, 2017
Clemons, Toney	WR	Colorado	2013
Colston, Tim	DT	Kansas State	1996
Cook, Connor	QB	Michigan State	2018
Cook, Rishard	G	UAB	2019
Cox Jr., Bryan	DE	Florida	2017, 2019
Cooper, Deke	S	Notre Dame	2002
Cox, Jr., Bryan	DE	Florida	2017
Cox, Jamal	LB	Georgia Tech	1995
Cox, Rakim	DE	Villanova	2015
Craig, Angelo	DE	Cincinnati	2008
Craig, Dameyune	QB	Auburn	1998
Cramer, Casey	FB	Dartmouth	2005
Crume, Eric	DT	Syracuse	2016, 2017
D			
Daniel, Darryl	WR	Syracuse	2000, 2001
Darboh, Amara	WR	Michigan	2020
Davis, C.J.	G	Pittsburgh	2010
Davis, Charles	TE	Purdue	2006
Davis, Tanard	CB	Miami	2007
De La Puente, Brian	C	California	2009
Deligianis, Harry	DT	Youngstown State	1999
Demaree, Chris	DE	Kentucky	2003
Dennis, Derek	G	Temple	2014
Denton, Robert	T	Michigan State	1996
Devalve, Seth	TE	Princeton	2020
Dillard, Phillip	LB	Nebraska	2011
Dismukes, Reese	C	Auburn	2015
Dixon, Travell	S	Washington	2016
Doggett, Derrick	LB	Oregon State	2010
Dominguez, Ray	G	Arkansas	2012
Dorley, Doug	C	Bowling Green State	2000
Dortch, Greg	WR	Wake Forest	2019
Doss, Lorenzo	CB	Tulane	2018
Dowling, Ras-i	CB	Virginia	2015
Draper, Shawn	T	Alabama	2002
Droege, Rob	T	Missouri	2006
Dubuc, Deitan	TE	Michigan	2003
Duckett, Damane	T	East Carolina	2004
Duke, Austin	WR	Charlotte	2017
Duhart, Tommie	DT	Valdosta State	2010
Duncan, Rashaad	T	Pittsburgh	2009
E			
Ellison, Atiyah	DE	Missouri	2005
Emanuel, Ben	S	UCLA	2005
Evans, Maurice	DE	Penn State	2009
Evans, Willie	DE	Mississippi State	2007
F			
Farkas, Kevin	T	Appalachian State	1995
Farley, Scott	S	Williams College	2004
Feighery, Kevin	P	U.S. Merchant Marine Academy	1995
Fletcher, Derrick	G	Baylor	2001
Fields, Jeff	DT	Arkansas State	1995
Fields, Joe	S	Syracuse	2008
Fleming, Antonio	G	Georgia	1998
Folkerts, Brian	C	Washburn	2013
Foucault, David	T	Montreal	2015
Franklin, Brad	CB	Louisiana-Lafayette	2002
Franklin, Jerry	LB	Arkansas	2012
Frazier, Mose	WR	Memphis	2017, 2018
Freeman, Marcus	TE	Notre Dame	2007
Fry, Dustin	C	Clemson	2009

# ALL-TIME PRACTICE SQUAD ROSTER

<b>G</b>			
Garrett, Keyarris	WR	Tulsa	2016, 2017
Gatson, Greg	CB	Arkansas	2013
Gerhart, Garth	C	Arizona State	2013
Ghee, Patrick	S	Wake Forest	2007
Gibson, Gary	DT	Rutgers	2007
Gibson, Shelton	WR	West Virginia	2020
Gilbert, Garrett	QB	Southern Methodist	2017
Gilmore, Greg	DT	LSU	2019
Glanton, Adarius	LB	Florida Atlantic	2014
Greeley, Bucky	C	Penn State	1996
Green, Jared	WR	Southern	2012
Green, Lamont	LB	Florida State	1999
Greene, Kevin	TE	Southern California	2014
Greene, Scott	FB	Michigan State	1996
Grigsby, Otis	DE	Kentucky	2006, 2007
Guy, Trent	WR	Louisville	2010
<b>H</b>			
Hajrullahu, Lirim	K	Western Ontario	2020
Hamilton, Woodrow	DT	Mississippi	2020
Hannon, Chris	WR	Tennessee	2007
Hardy, Jermaine	S	Virginia	2005
Harris, Joey	RB	Purdue	2004
Harris, Sunny	DT	Oregon	2009
Hasselbeck, Tim	QB	Boston College	2002
Hatfield, Dominique	CB	Utah	2019
Hawkes, Michael	LB	Virginia Tech	2000, 2001
Hawkins, Josh	CB	East Carolina	2018, 2020
Hayden, Nick	DT	Wisconsin	2008
Haynes, Alex	RB	Central Florida	2005, 2006, 2007
Hearn, Taylor	G	Clemson	2018
Hector, Bruce	DT	South Florida	2020
Hemingway, Temarrick	TE	South Carolina State	2019
Henderson, Quadree	WR	Pittsburgh	2019
Henry, Marcus	WR	Kansas	2010
Hilbert, Jon	K	Louisville	2002
Hill, Efreem	WR	Samford	2005, 2006
Hill, Eric	CB	Colorado State	2006
Hilton, Isaac	DE	Hampton	2004
Hines, Jermale	S	Ohio State	2011
Hixson, Nick	CB	Hillsdale College	2012
Hodel, Nathan	LS	Illinois	2001
Hodges, Bucky	TE	Virginia Tech	2017
Holyfield, Elijah	RB	Georgia	2019
Hood, Kerry	WR	South Carolina	2000
Horton, Mike	G	Mississippi	2020
Houghton, Mike	C	San Diego State	2003, 2004
Humphrey, Jay	G	Texas	2002
Hypolite, George	DT	Colorado	2009
Hyman, Ishmael	WR	James Madison	2020
<b>I</b>			
Irvin, Convey	DT	Georgia	2010
Ivy, Mortty	LB	West Virginia	2009
<b>J</b>			
Jacobs, Ben	LB	Fresno State	2013
Jackson, Bijhon	DE	Arkansas	2019
Jackson, Dexter	WR	Appalachian State	2009
Jackson, Eddie	CB	Arkansas	2004
Jackson, Kenny	LB	Nevada	2002
Jackson, Rashawn	FB	Virginia	2010
Jackson, Steven	FB	Clemson	2006
Jackson, Waverly	T	Virginia Tech	1997
Jamerson, Natrell	CB	Wisconsin	2020
Janus, Paul	C	Northwestern	1998, 1999
Jasper, Mike	C	Bethel College	2013



# ALL-TIME PRACTICE SQUAD ROSTER

Jeanpiere Jr., Damian	WR	Nicholls State	2019
Jefferson, D.C.	TE	Rutgers	2013
Johnson, Adam	LS	Buffalo State	2004
Johnson, Dorian	G	Pittsburgh	2017, 2018
Johnson, J.R.	LB	Syracuse	2003
Johnson, Jeremiah	RB	Oregon	2010
Johnson, Paris	LB	Miami (OH)	2001
Johnson, Rob	WR	Western Illinois	2002
Johnson, Robert	TE	Auburn	2006
Johnson, Tyron	WR	Oklahoma State	2019
Johnston, Clay	LB	Baylor	2020
Jones, Jamaal	WR	Montana	2017
Jones, Julian	S	Missouri	2002
Jones, Reggie	WR	Louisiana State	1995
Jordan, Omari	DT	Buffalo	2003
Joseph, Alex	LB	Temple	2010
Joseph, Greg	K	Florida Atlantic	2019
K			
Kadela, Dave	T	Virginia Tech	2006
Kane, Morgan	RB	Wake Forest	2001
Kaskey, Matt	T	Dartmouth	2019, 2020
Kearse, Frank	DT	Alabama A&M	2012
Keiser, Thomas	LB	Stanford	2011
Khayat, Bill	TE	Duke	1997
King, Tavarres	WR	Georgia	2014
Kush, Eric	G	California (PA)	2015
L			
Lafavor, Tron	DT	Florida	2004
Larsen, Tyler	C	Utah State	2016
Latsko, Billy	FB	Florida	2007, 2008
Layne, George	FB	Texas Christian	2003
Lester, Robert	S	Alabama	2013
Leverette, Otis	DE	UAB	2005
Lucas, Al	DT	Troy State	2000
Lucas, Marcus	TE	Missouri	2014
Luke, Cole	S	Notre Dame	2018, 2019
Lundblade, Brad	OL	Oklahoma State	2019
Lytle, Matthew	QB	Pittsburgh	1999
M			
Maddox, Nick	RB	Florida State	2004
Mangum, Kris	TE	Mississippi	1997
Martin, Charly	WR	West Texas A&M	2009
Martin, Emerson	G	Hampton	1995
Martinez, Adrian	G	Colorado State	2010
Marz, Tyler	T	Wisconsin	2019
Maumau, Viliami	DT	Colorado	1998
McCullough, Sultan	RB	Southern California	2004
McCullum, Justin	WR	Stanford	2006
McDermott, Shane	G	Miami	2015
McDonald, Andrew	T	Indiana	2013, 2014
McFadden, Kimario	S	South Carolina State	2014
McGhin, Garrett	T	East Carolina	2019
McIlwain, Kamaal	CB	Newberry College	2012
McMahan, Kevin	WR	Maine	2008
Michel, Markin	WR	Massachusetts	2020
Miller, Ace	LB	UTEP	2014
Miller, Braxton	WR	Ohio State	2019
Minor, Kory	LB	Notre Dame	1999
Monteiro, Aaron	T	Boston College	2019, 2020
Montgomery, Joe	RB	Ohio State	2002
Moore, Devin	RB	Wyoming	2009
Moore, Eric	DE	Florida State	2009
Moore, Zach	DE	Concordia	2017
Morton, Christian	CB	Illinois	2006
Murphy, Shawn	G	Utah State	2010

# ALL-TIME PRACTICE SQUAD ROSTER

<b>N</b>			
Nacua, Kai	S	BYU	2018
Nelson, Jonathan	S	Oklahoma	2011
Norton, Kendrick	DT	Miami (Fla.)	2018
Null, Keith	QB	West Texas A&M	2010
<b>O</b>			
O'Connor, Adam	T	William & Mary	2006
O'Sullivan, J.T.	QB	California-Davis	2006
Obada, Efe	DE	none	2017
Olson, Drew	QB	UCLA	2007
Orr, Chris	LB	Wisconsin	2020
<b>P</b>			
Palmer, Jonathan	G	Auburn	2008
Parker, Billy	CB	William & Mary	2005, 2006
Parker, Ron	S	Newberry College	2012
Parker, Sirr	RB	Texas A&M	1999
Parms, Damian	S	Florida Atlantic	2017
Perry, Wilmont	RB	Livingstone College	2000
Peters, Scott	G	Arizona State	2005
Pociask, Jason	FB	Wisconsin	2009
Poole, Tauren	RB	Tennessee	2013, 2014
Porter, Quinton	QB	Boston College	2007
Presley, De'Andre	WR	Appalachian State	2013, 2014
Pressley, DeMario	DT	North Carolina State	2011
Purcell, Mike	DT	Wyoming	2017
<b>Q</b>			
Qualls, Elijah	DT	Washington	2018
<b>R</b>			
Reaves, Darrin	RB	UAB	2014
Reddick, Nakia	S	Central Florida	1997
Reed, Rod	G	Louisiana State	2004
Regis, Micanor	DT	Miami	2014
Ricci, Giovanni	TE	Western Michigan	2020
Riley, Eron	WR	Duke	2010
Riley, Rueben	T	Michigan	2007
Roberson, Cordell	WR	Stephen F. Austin State	2013
Robinson, Kenny	S	West Virginia	2020
Rodgers, Jake	T	Eastern Washington	2016
Rodriguez, Robert	LB	UTEP	2005
Roh, Craig	DE	Michigan	2013
Rosario, Nelson	TE	UCLA	2012
Rountree, Glenn	G	Clemson	1998
Royal, Andre	LB	Alabama	1995
Running, Mitch	WR	Kansas State	1997
Russell, Anderson	S	Ohio State	2012
Rutherford, Rod	QB	Pittsburgh	2004
Ryan, Titus	WR	Concordia College	2008
<b>S</b>			
Salley, Nate	S	Ohio State	2006
Samp, Chris	WR	Winona State	2005
Sampson, Kevin	T	Syracuse	2007
Sanchez, Zack	CB	Oklahoma	2016, 2017
Sandland, Beau	TE	Montana State	2016
Santucci, Dan	C	Notre Dame	2010
Sasa, Don	DT	Washington State	1998
Schwartz, Geoff	G	Oregon	2008
Seastrunk, Lache	RB	Baylor	2014
Seaverns, Justin	LB	Appalachian State	2003
Shaw, James	WR	Jacksonville State	2013
Sheets, Kory	RB	Purdue	2011
Shirley, Jason	DE	Fresno State	2011
Silberman, Ian	G	Boston College	2018
Simonson, Scott	TE	Assumption	2015
Simmons, Jalen	RB	South Carolina State	2016, 2017

# ALL-TIME PRACTICE SQUAD ROSTER

Simmons, Terrance	T	Alabama State	2002
Sims, Wes	G	Oklahoma	2006
Slater, Pearce	T	San Diego State	2016
Smith, Armond	RB	Union College	2012, 2013
Smith, Greg	TE	Texas	2011
Smith, Kelvin	LB	Syracuse	2009
Smith, Rodney	RB	Minnesota	2020
Snead, Willie	WR	Ball State	2014
Southward, Dezmen	S	Wisconsin	2017, 2018
St. Pierre, Brian	QB	Boston College	2010
Stanford, R.J.	CB	Utah	2010
Stephens, Travis	RB	Tennessee	2003
Stewart, Todd	T	California	1997, 1998
Stuber, Tim	G	Colorado State	2002
Sullivan, Reggie	S	Johnson C. Smith	2011
Sutter, Ryan	S	Colorado	1998
T			
Tarpinian, Jeff	LB	Iowa	2013
Taylor, Terrance	DT	Michigan	2009
Tecklenburg, Sam	T	Baylor	2020
Teuhema, Sione	LB	Southeastern Louisiana	2019
Thompson, Tyrus	T	Oklahoma	2016
Thornton, Josh	CB	Southern Utah	2018
Tufts, Sean	LB	Colorado	2004, 2005
Turner, Jim	WR	Syracuse	2001
Turner, Landon	G	North Carolina	2018
U			
Upshaw, Chad	TE	Buffalo	2007
V			
Vander Laan, Jason	TE	Ferris State	2018
Vaughan, Josh	RB	Richmond	2010, 2011
Vaughn, Chip	S	Wake Forest	2011
Vaughn, Khaleed	DE	Clemson	2005
W			
Walker, Casey	DT	Oklahoma	2013, 2014
Walker, Marcus	CB	Oklahoma	2009
Wallace, Eric	TE	Seattle	2016
Wallace, Martin	G	Temple	2014
Ware, Sean	LB	New Hampshire	2010
Washington, T.J.	T	Virginia Tech	2001
Weaver, Alton	DT	Oklahoma State	1999
Webster, Larry	DE	Bloomsburg	2016
White, DeAndrew	WR	Alabama	2018; 2019
Wiggins, Brian	WR	Texas Southern	1995, 1996
Wilder, Sam	G	Colorado	2006
Wilds, Garnell	CB	Virginia Tech	2005
Williams, Antwione	LB	Georgia Southern	2018
Williams, Lorenzo	DT	Missouri	2008
Williams, Louis	C	Louisiana State	2001, 2003
Williams, Thomas	LB	Southern California	2010
Williams, Zack	C	Washington State	2012

# PANTHERS HALL OF HONOR



*The Panthers Hall of Honor began on September 21, 1997 when former team president and general manager Mike McCormack became the first inductee. In 1998, he was joined by former linebacker Sam Mills, who entered as the first former Panthers player to be so honored.*

*In the opening regular season game against Green Bay in 2004, the PSL Owners who helped make the stadium and franchise possible were honored at halftime as part of the Hall of Honor.*

*On October 6, 2019, under new ownership in David Pepper, the Panthers expanded the Hall of Honor with the first class of players in over 20 years. At halftime of the team's Week 5 win over Jacksonville, the Panthers inducted all-time greats Steve Smith, Sr., Jake Delhomme, Jordan Gross and Wesley*

**Steve Smith** finished his career as Carolina's all-time best wide receiver and return man. He is the franchise's all-time leader in career receiving yards (12,197), receiving touchdowns (67), total touchdowns (75), scrimmage yards (12,584), all-purpose yards (16,614) and 100-yard receiving games (43).

Smith set a franchise record for most receiving yards in a season (1,563, 2005), tied for second

in touchdowns in a season (12) and second in receptions in a season (103).

A five-time Pro Bowler, Smith finished his 16-year career with 14,731 total receiving yards with the Panthers and Ravens, ranking eighth all-time in NFL history at the time of his retirement.

A fiery competitor, Smith created memories of incredible plays and heart-stopping moments. In 2003, he caught a 69-yard touchdown pass for a walk-off divisional round playoff win in double overtime in St. Louis. In 2005, he tallied 218 receiving yards and two touchdowns in a playoff win at Chicago, posting the fifth-highest receiving total in a playoff game in NFL history.

**Jake Delhomme** was Carolina's quarterback from 2003-09, leading the Panthers to three playoff appearances and an NFC championship in his first season in 2003.

Delhomme finished his Panthers career as the team's leader in career game-winning drives with 21, setting a franchise record with seven in the 2003 season.



# PANTHERS HALL OF HONOR



He is now second in franchise history in career passing yards (19,258), passing touchdowns (120), completions (1,580), completion percentage (59.2), 300-yard passing games (11) and QB wins (53).

Delhomme made his mark in the postseason where he finished his career as Panthers leader in career postseason passing yards (1,847), passing touchdowns (12) and QB wins (5). He set an NFL record for longest passing touchdown in a Super Bowl with an 85-yard pass to Muhsin Muhammad in Super Bowl XXXVIII, and became the first quarterback in NFL history to tally four consecutive postseason road victories (2003-at St. Louis, at Philadelphia, 2005-at New York Giants, at Chicago).

**Jordan Gross** played his entire 11-year career with the Panthers at tackle. He played and started in 167 career games, the most starts of any player in franchise history and the fourth-most game played. He played in nine playoff games as a Panther, tied for third-most playoff appearances in franchise history.

Gross left a legacy as one of Carolina's best and most consistent lineman. He had the most games played by any lineman and appeared in the Pro Bowl in three seasons with an AP All-Pro honor in 2008.

During his career, Gross helped Carolina rank fifth in total rushing yards (22,138) from 2003-13.



**Wesley Walls** was one of Carolina's first great players on the national stage. He went to five Pro Bowls and earned AP All-Pro recognition four times.

After playing with San Francisco and New Orleans, Walls found a home in Carolina in 1996, putting together a breakout season and helping lead Carolina to a division title and a new NFL record for wins by an expansion team in its first two seasons.

Walls caught the first touchdown in Carolina's first home playoff game, a win over the reigning champion Dallas Cowboys.

He finished his NFL career with 450 receptions, 5,291 receiving yards and 54 touchdowns, a mark that today is tied for 13th among NFL tight ends all-time.



In Panthers franchise history, Walls ranks fourth with 3,902 receiving yards, third with 44 touchdowns and fourth with 324 receptions.

His 1999 season was one of the best ever as he tied a then-NFL record for touchdowns by a tight end with 12. It still ranks as the most by a Panthers tight end in franchise history.

# PANTHERS HALL OF HONOR

The Panthers Hall of Honor began on September 21, 1997, when former team president **Mike McCormack** became the first inductee. In 1998, he was joined by former linebacker **Sam Mills**, who entered as the first former Panthers player to be so honored.



While McCormack's NFL career spanned five decades and a number of teams, he may have left his most indelible mark on the Panthers. Starting as a consultant in 1989, McCormack helped the Panthers ownership group lobby the NFL early in the process, and after the Panthers landed the franchise by a unanimous vote in October 1993, McCormack was the team's first general manager before being named president.


McCormack retired in 1997 after the Panthers put together the best two initial seasons by an expansion franchise in NFL history, posting seven wins in 1995 and 12 wins with a division title in 1996.

Mills was inducted into the Hall in 1998 after he completed his playing career with the Panthers. Mills had a number of memorable moments in a Panthers uniform including an interception return for a touchdown that spurred Carolina to the first win in team history in 1995, and his interception against Dallas sealed the Panthers win in the NFC divisional playoff following the 1996 season.

Mills played 15 years as a professional, starting 171-of-181 NFL games and earning five Pro Bowl selections. Mills appeared in his final Pro Bowl as a representative of the Panthers in 1996 at the age of 37.

Mills led his team in tackles 10 times and eclipsed the 100-tackle plateau in eight seasons. After being signed as a free agent by Carolina in 1995, he became the cornerstone of the Panthers defense and was the only player to start every game during the Panthers first three seasons. He eventually went on to coach the Panthers as an assistant for seven seasons before losing his battle with cancer in 2005.

Mills implored the 2003 team to "Keep Pounding" before a home playoff game against Dallas and that phrase has become a cornerstone of the Panthers culture and identity.



In the opening regular season game against Green Bay in 2004, the **PSL owners** who helped make the stadium and franchise possible were also honored at halftime. The Panthers sold over 60,000 Permanent Seat Licenses to help fund the construction of Bank of America Stadium.



# TEAM CHRONOLOGY

## 1987

- April 16 Jerry Richardson approaches NationsBank Chairman Hugh McColl about the idea of bringing an NFL team to the Carolinas.
- July 16 Jerry and Mark Richardson; NationsBank Chairman and Chief Executive Officer Hugh McColl, Jr.; attorney Richard Thigpen, Jr.; Max Muhleman of Muhleman Marketing and John Lewis of Arthur Andersen and Company meet in Charlotte to discuss the feasibility of entering the multi-city competition for two NFL expansion franchises.
- August 21 Mark Richardson travels to Kansas City, Missouri, to select HOK Sports Facilities Group as the architects for an NFL stadium, later named Ericsson Stadium.
- December 15 Jerry Richardson officially announces an NFL franchise bid and the stadium effort for the Carolinas and begins lobbying NFL owners.

## 1988

- July 1 Jerry Richardson announces the near completion of franchise financing plans and the selection of four possible stadium sites — two in York County, South Carolina, and two in North Carolina.

## 1989

- April 11 Mike McCormack, a Hall of Fame lineman with the Cleveland Browns and former president, general manager and head coach of the Seattle Seahawks, joins Richardson Sports as executive consultant for the Carolinas NFL expansion effort.
- August 20 At “Carolinas Kickoff ‘89” staged by Richardson Sports, a sellout crowd of 52,855 in Raleigh’s Carter-Finley Stadium watches the New York Jets and Philadelphia Eagles, demonstrating the region’s support of NFL football in the Carolinas.
- September 5 Jerry Richardson announces the formation of a 12-member partnership group to bolster his expansion effort.
- December 15 Richardson Sports selects a site in uptown Charlotte as the future site of a privately financed NFL stadium, which will seat more than 70,000 people.

## 1990

- August 11 “Carolinas Kickoff II” features the Washington Redskins and the Atlanta Falcons in a game billed as the “Backyard Battle” before a sellout crowd of 52,036 Carolinians, this time at Kenan Stadium in Chapel Hill, North Carolina.

## 1991

- February 26 F.N. Thompson Company of Charlotte is selected as the general contractor for the later-named Ericsson Stadium.
- June 26 South Carolina Governor Carroll Campbell and North Carolina Governor Jim Martin officially announce their support of NFL expansion in the Carolinas through the formation of a blue-ribbon committee of leading citizens from both states.
- August 24 69,117 fans cram Williams-Brice Stadium in Columbia, South Carolina for the “Victory Bowl” or “Carolinas Kickoff III” between the Washington Redskins and New York Jets. The crowd represents the largest neutral-site attendance for an NFL exhibition game in 10 years.
- September 13 Richardson Sports submits a formal community application for a Carolinas NFL franchise along with a \$100,000 deposit. This application outlines demographics and other market statistics and NationsBank commitment to finance the stadium.
- September 30 Richardson Sports submits a partnership application for a Carolinas franchise.
- December 10 Richardson Sports representatives make Carolina’s presentation to NFL Commissioner Paul Tagliabue, President Neil Austrian and their staff in New York.

## 1992

- March 18 At the NFL owners meeting in Phoenix, the NFL reduces the number of expansion hopefuls from 11 to seven with the Carolinas’ bid making the cut.
- May 20 At the league meeting in Pasadena, California, the NFL cuts the list of expansion hopefuls to five communities — including the Carolinas.
- September 1 Jerry and Mark Richardson present a stadium financing plan to NFL officials at a meeting in Charlotte. Although no details are revealed publicly, the Richardsons disclose that no public money would be used to finance the stadium. This financing plan involves the sale of Permanent Seat Licenses (PSLs).
- October 20 At the NFL owners meeting in Chicago, league officials delay expansion until 1993 because of a labor dispute involving the players’ union collective bargaining agreement.

# TEAM CHRONOLOGY

## 1993

- March 23 At the league meeting in Palm Desert, California, NFL owners announce the final timetable for expansion with plans calling for two teams to be awarded in October 1993.
- April 20 The NFL gives approval to Richardson Sports' plan to privately finance a 72,300-seat stadium with the sale of Permanent Seat Licenses (PSLs).
- May 6 The NFL and its players reach a landmark settlement regarding a seven-year collective bargaining agreement, clearing the way for expansion.
- May 20 Jerry Richardson unveils a model and renderings of the Panther blue, silver and black, 72,300-seat stadium that would house an NFL expansion team for the Carolinas.
- May 25 At the owners meeting in Atlanta, the NFL announces the price for an expansion franchise — \$140 million.
- July 1 A Fair Share Agreement between Richardson Sports and the NAACP spells out far-reaching opportunities for minorities with the Carolinas NFL expansion team.
- July 1 The sale of luxury suites, club seats and PSLs officially begins with Richardson Sports receiving 15,000 pieces of mail from first-day orders collected June 28-July 1. By the end of the first day, all 8,314 club seats sell out, and all 104 luxury suites are reserved and ultimately leased (later 33 additional suites are added to Carolinas Stadium). First-day PSL orders total 41,632.
- August 31 Richardson Sports travels to New York to deliver its financing plan to the NFL.
- September 3 The ticket campaign for potential NFL expansion cities ends with the Carolinas receiving orders for 104 luxury suites, 8,314 club seats and 49,724 PSLs. Deposits for luxury suites, club seats and PSLs total \$54 million, representing a total pledge of \$112.7 million.
- September 10 Richardson Sports delivers to the NFL term sheets for loans to construct a state-of-the-art stadium and purchase the franchise.
- September 13 Richardson Sports and Clemson University announce that the Carolinas NFL expansion team would play its first season (1995) in Clemson Memorial Stadium, known as "Death Valley."
- September 22 Richardson Sports makes a 1-1/2 hour presentation to the NFL expansion and finance committees and league officials, including Commissioner Tagliabue. They report to the league that NationsBank and Wachovia have posted a \$30-million guarantee to purchase unsold PSLs. Effectively, the stadium is sold out, and total money pledged is \$142.7 million.
- OCTOBER 26 **At the league meeting in Chicago, NFL owners unanimously select the Carolinas as the 29th NFL franchise and the first expansion team since 1976. Owners also voted to delay selection of the second franchise until November 30 with Baltimore, St. Louis, Jacksonville and Memphis still under consideration.**

## 1994

- January 1 Jon Richardson officially joins the Panthers as Director of Stadium Operations.
- January 3 The Carolina Panthers put 12,000 remaining PSLs on sale. All orders received January 3-8 are given first-day priority. In addition, they announce that the remaining 10,000 PSLs will remain on sale until they are sold out. In all, Panthers fans respond from 16 states and the District of Columbia during the week-long priority period.
- January 12 Jerry Richardson announces the hiring of veteran NFL executive Bill Polian as general manager and the promotion of Mike McCormack to club president.
- April 22 Led by owner and founder Jerry Richardson, the Carolina Panthers hold the groundbreaking ceremony at the stadium's uptown site. The construction is expected to take 27 months to complete.
- April 24 The Carolina Panthers move to the front of the 1995 draft order when owner and founder Jerry Richardson wins a coin flip with Wayne Weaver of the Jacksonville Jaguars during the NFL draft. Commissioner Paul Tagliabue flipped the coin at the NFL draft headquarters.
- May 3 The Panthers accept Wofford College Board Of Trustees Chairman Walt Sessions' invitation to hold training camp on the Spartanburg campus beginning with the inaugural season in 1995.
- May 26 The NFL owners vote to pit the expansion Panthers and Jacksonville Jaguars against one another in the 1995 Hall of Fame game. The game will be the first game in team history for both franchises.
- July 19 The Panthers select Winthrop University in Rock Hill, South Carolina, to be the team's temporary practice site until completion of the team's facilities at Ericsson Stadium.
- October 5 The Carolina Panthers hold their first free agent workout at Winthrop University in Rock Hill, South Carolina. Participating are former Duke running back Randy Cuthbert and former Johnson C. Smith wide receiver Gregory Clifton, along with Matt Elliott, Darryl Moore, Beno Bryant, and Jeff Pahukoa.



# TEAM CHRONOLOGY

- November 2 NFL Commissioner Paul Tagliabue slots the Carolina Panthers in the NFC West, joining the Atlanta Falcons, New Orleans Saints, Los Angeles Rams and San Francisco 49ers.
- December 15 The original Carolina Panthers are signed. Matt Campbell, Randy Cuthbert, Kevin Farkas, Mike Finn, Willie Green, Carlson Leomiti, Darryl Moore, Tony Smith, Lawyer Tillman and Eric Weir form the group.

## 1995

- January 4 The Panthers hire the team's first coaches, adding offensive line coach Jim McNally and wide receivers coach Richard Williamson, both from the Cincinnati Bengals.
- January 23 The Panthers sign Dom Capers from the Pittsburgh Steelers as the first head coach in team history.
- February 15 The Carolina Panthers select 35 players in the expansion draft. With the second overall pick they select cornerback Rod Smith from the New England Patriots.
- February 20 The Carolina Panthers sign two unrestricted free agents: kicker John Kasay from the Seattle Seahawks and defensive end Mike Fox from the New York Giants. The signings mark the first unrestricted free agents to join the Panthers in team history.
- April 4 The Panthers take the field for the first time as a team during the first of a series of off-season workout sessions.
- April 22 The Carolina Panthers make quarterback Kerry Collins of Penn State the team's first draft choice, selecting him with the fifth overall selection, acquired from Cincinnati.
- May 2 Panthers owner Jerry Richardson announces his resignation as chairman from Flagstar in order to devote his attention to his involvement in NFL activities.
- May 3 Carolinas Stadium Corp hosts topping out ceremonies at the stadium, recognizing that construction has reached its highest point.
- July 14 The Panthers report to the team's first ever training camp, marking the official beginning of the inaugural season campaign.
- July 29 The Carolina Panthers defeat the Jacksonville Jaguars 20-14 in the Hall of Fame Game, becoming the first NFL team to win its inaugural contest.
- September 3 The Panthers lose 23-20 in overtime to the Atlanta Falcons in the team's first regular-season game.
- October 15 The Panthers earn their first win in franchise history, defeating the New York Jets 26-15, highlighted by Sam Mills' 36-yard interception return for a touchdown.
- November 5 The Panthers win an expansion-record fourth game in a row, defeating the San Francisco 49ers 13-7 at 3Com Park, marking the first time in league history an expansion team defeated the defending world champion.
- December 24 The Panthers wind up their inaugural season with a 7-9 record, more than doubling the previous expansion-best mark of three wins. The NFL seventh-ranked defense had the best record of any non-playoff team in the league over the last 11 weeks, posting a 7-4 record after opening the season 0-5. The team notches an expansion-best 5-3 home record at it's home-away-from-home field at Clemson's Memorial Stadium.

## 1996

- June 26 Carolina Panthers Director of Business Operations Mark Richardson announces an agreement to name the Panthers new home Ericsson Stadium.
- July 26 The six bronze panthers that flank each of Ericsson Stadium's main entrances are unveiled. The statues were the largest sculpture commission in the United States.
- July 27 The gates of Ericsson Stadium are opened for the first time at PSL Appreciation Day marking the first public event in the Stadium.
- August 3 The Panthers defeat the Chicago Bears 30-12 in a preseason game, the team's first contest in their new home.
- September 1 The Panthers defeat the Atlanta Falcons 29-6 in the first regular season game at Ericsson Stadium.
- December 22 Defeating the Pittsburgh Steelers 18-14 with a last minute goal-line stand, the Panthers conclude the 1996 regular season with a 12-4 record and the NFC West division title. The team recovered from a 5-4 start to win its last seven games and a first-round playoff bye. John Kasay's three field goals against the Steelers give him 37 for the season and a new single-season NFL record.

# TEAM CHRONOLOGY

## 1997

- January 5 The Panthers defeat the defending Super Bowl Champion Dallas Cowboys 26-17 at Ericsson Stadium in the team's first playoff game.
- March 12 Panthers President Mike McCormack announces his retirement as president of the Carolina Panthers, ending a 46-year NFL career as a player, coach and executive.
- April 2 Jon Richardson is named president of Carolinas Stadium Corp and Mark Richardson president of the Carolina Panthers.
- September 21 Mike McCormack is inducted as the first member of the Carolina Panthers Hall of Honor.

## 1998

- September 27 During halftime ceremonies of the Panthers game versus Green Bay, Sam Mills is inducted into the Carolina Panthers Hall of Honor as the first former player to be so recognized.

## 1999

- January 4 George Seifert, who guided San Francisco to two Super Bowl titles as head coach and won a total of five Super Bowl rings with the 49ers, is named as the second head coach of the Carolina Panthers. Seifert comes to Carolina after compiling a 108-35 (including playoffs) record in eight seasons at San Francisco, giving him the best winning percentage in NFL history (.755).

## 2001

- May 22 At the NFL Spring Meeting in Rosemont, Illinois, NFL owners unanimously approved the realignment of the League into eight four-team divisions when the Houston Texans begin play in 2002. Carolina was placed in the NFC South division with Atlanta, New Orleans and Tampa Bay.

## 2002

- January 25 The Panthers name John Fox as the third head coach in franchise history. Carolina is the first head coaching position for Fox, who was the defensive coordinator for the New York Giants from 1997-2001.
- February 22 Marty Hurney is promoted to General Manager from Director of Football Operations.
- September 8 Panthers break 15-game losing streak with 10-7 victory over Baltimore Ravens in John Fox's head coaching debut.

## 2003

- September 7 Panthers stage biggest rally in team history, overcoming 17-0 deficit in season opener against Jacksonville as quarterback Jake Delhomme comes off the bench to throw three second half touchdown passes.
- October 12 Carolina goes 5-0 with an overtime victory at Indianapolis to record best start in franchise history as John Kasay kicks a 47-yard field goal.
- October 26 Panthers set NFL record with their third overtime road victory on a 31-yard John Kasay field goal as Stephen Davis sets a then club record for yards rushing in a single game with 178 on 31 carries.
- December 14 Carolina wins its first NFC South title as John Kasay kicks a 49-yard field goal with four seconds remaining to give Panthers a 20-17 victory at Arizona and clinch second playoff berth in team history.

## 2004

- January 3 In the second home playoff game in team history and first since January 5, 1997, the Panthers defeat Dallas 29-10 at Ericsson Stadium.
- January 10 In fifth longest game in NFL history, the Panthers score on the first play of the second overtime as Jake Delhomme hits Steve Smith with a 69-yard scoring pass to give Carolina an NFC Divisional win at St. Louis, breaking a 14-game home winning streak by the Rams.
- January 16 Bank of America and the Carolina Panthers announced a title sponsorship agreement at Founders Hall. Bank of America Stadium will be the name of the Panthers home.
- January 18 Carolina wins its first NFC Championship, defeating Philadelphia 14-3 at Lincoln Financial Field as Ricky Manning, Jr. ties an NFL Championship game record with three interceptions.
- February 1 The Panthers play in Super Bowl XXXVIII at Reliant Stadium in Houston, Texas, losing to the New England Patriots 32-29.

# TEAM CHRONOLOGY

## 2005

August 13

The Panthers retired jersey number 51, making Sam Mills the only player in team history to receive the honor. Mills played for the Panthers from 1995-97 and earned a Pro Bowl selection in 1996. After retiring in 1997, Mills became a scout for the Panthers in 1998 and served as the team's linebackers coach from 1999-2004. He became the first former player and second member of the Panthers Hall of Honor in 1998.

## 2006

January 8

The Panthers registered the first road playoff shutout in the NFL since 1979, defeating the New York Giants, 23-0. In holding scoreless a New York team that ranked third in the League in scoring during the regular season, Carolina became the first NFL team to register a shutout on the road in the playoffs since the Los Angeles Rams posted a 9-0 victory at Tampa Bay (1/5/80) in the 1979 NFC Championship. Ironically, the last time head coach John Fox coached a playoff game at Giants Stadium, his defense also pitched a shutout. With Fox as the Giants defensive coordinator, New York shut out Minnesota, 41-0, in the 2000 NFC Championship. The shutout was Carolina's third in team history as the Panthers limited New York to 132 total net yards and rushed for 223 yards on offense.

January 15

The Panthers won their fourth consecutive road game in the playoffs to equal the NFL record for the most consecutive postseason road victories, previously accomplished by the Dallas Cowboys from 1975-81. With the win, head coach John Fox became only the fifth head coach in NFL history to record at least four postseason victories. Wide receiver Steve Smith amassed 218 receiving yards and two touchdowns on 12 receptions. His receiving yardage ranked as the most in team history and the fourth-highest postseason total in NFL history. His 12 catches tied for the second-highest total in NFL postseason annals.

## 2008

December 28

Carolina defeats the New Orleans Saints, 33-31, on a John Kasay game-winning 42-yard field goal with one second remaining to clinch the NFC South division title and earn the franchise's fourth-ever playoff berth. The Panthers finished the regular season with a 12 victories, equaling the most wins in team history.

## 2009

September 1

Jon Richardson resigns as president of Bank of America Stadium and Mark Richardson resigns as president of the Carolina Panthers.

September 2

Danny Morrison is named president of the Carolina Panthers. He joins the organization with experience as Texas Christian University athletics director, Southern Conference commissioner and Wofford College athletics director and senior vice president.

## 2011

January 11

The Panthers name Ron Rivera as the fourth head coach in franchise history. Carolina is the first head coaching position for Rivera, who previously served as defensive coordinator for the San Diego Chargers beginning midway through the 2008 season. A linebacker on the Chicago Bears 1985 Super Bowl Championship team, Rivera also served as defensive coordinator for the Bears from 2004-06.

April 28

The Panthers select quarterback Cam Newton with the No. 1 overall selection in the 2011 NFL Draft. Newton is named Associated Press Offensive Rookie of the Year after a record-setting rookie campaign. Newton accounted for a NFL rookie record 35 total touchdowns (21 passing, 14 rushing), passed for a then NFL rookie record 4,051 yards and rushed for an NFL quarterback record 14 touchdowns.

## 2012

January 29

Carolina makes the first logo refinement in the team's 18-year history. It has been designed to provide a more aggressive, contemporary look to the logo while making it more three-dimensional for ever-increasing digital use. The primary tweaks made by the creative department of the National Football League are primarily in the features in the eyes and mouth.

# TEAM CHRONOLOGY

## 2013

January 9

The Panthers name Dave Gettleman as general manager. Carolina is the first general manager position for Gettleman, who came from the New York Giants where he served as the senior pro personnel analyst in 2012 after working as director of pro personnel the previous 13 years. Gettleman was a part of six Super Bowl teams, including three winners. He was with Buffalo in 1990 and 1991, Denver in 1997 and the Giants in 2000, 2007 and 2011.

February 2

Panthers linebacker Luke Kuechly is named 2012 Associated Press Defensive Rookie of the Year, becoming the second player in Panthers history to win the award, joining Julius Peppers (2002). Kuechly tallied a league-leading 164 tackles (103 solo) to become the first rookie since San Francisco's Patrick Willis in 2007 to lead the NFL in tackles. The Panthers are just the fourth team to have back-to-back offensive or defensive rookies of the year (Cam Newton – 2012 Offensive) since the Associated Press started presenting the awards in 1967.

December 29

The Panthers defeat the Atlanta Falcons, 21-20, at the Georgia Dome to finish the regular season with a 12-4 record, earning the NFC South division title and the team's first playoff appearance since 2008. After starting the season with a 1-3 record, the Panthers won 11 of their final 12 regular season games – including a franchise record eight-game winning streak – to secure the No. 2 seed in the NFC and a first-round bye.

## 2014

February 1

Ron Rivera is selected as Associated Press NFL Coach of the Year, and linebacker Luke Kuechly wins Associated Press NFL Defensive Player of the Year, accepting the honors during the NFL Honors award show in New York. Rivera received 21.5 votes. Kansas City Chiefs coach Andy Reid finished second with 13.5 votes. He is the second coach in Panthers history to earn the award, joining Dom Capers who won in 1996. Rivera led Carolina to 12 wins, the NFC South division title and the team's first playoff appearance since 2008. Kuechly received 13 votes to edge Robert Mathis of the Indianapolis Colts by 1.5 votes. With Kuechly captaining the defense, the Panthers ranked second in the NFL in total and scoring defense in 2013, allowing 301.2 yards and 15.1 points per game. He is the first Panthers player to win the award.

December 28

The Panthers defeat the Atlanta Falcons, 34-3, at the Georgia Dome to earn the team's second consecutive NFC South division title and playoff appearance. The Panthers became the first team in NFC South history to win consecutive division championships since realignment in 2002 and the first team since 1970 to overcome a six-game losing streak and win their division.

## 2015

January 3

The Panthers defeat the Arizona Cardinals, 27-16, at Bank of America Stadium to win the team's first playoff game since 2005. The Panthers held the Arizona Cardinals to an NFL playoff record low 78 total net yards, breaking a 56-year old record of 86 yards allowed by the New York Giants against the Cleveland Browns in 1958.

January 31

Linebacker Thomas Davis is named the 2014 Walter Payton NFL Man of the Year. The award recognizes a player's off-the-field community service as well as his playing excellence. A team captain, Davis finished produced his third consecutive 100-tackle season for the Panthers 10th-ranked defense. Davis makes a difference in the community with his Thomas Davis Defending Dreams Foundation, a non-profit dedicated to providing and promoting free programs that enhance the quality of life for underprivileged children and their families.

November 2

Kicker Graham Gano's 52-yard field goal in overtime vs. Indianapolis gives Carolina a 29-26 victory, the team's first home overtime win in franchise history. Carolina becomes the first team in the NFL since the elimination of the sudden death overtime rule in 2012 to win a game after trailing in overtime.

December 6

The Panthers become the first team to win the NFC South Division title three consecutive times after defeating the New Orleans Saints in New Orleans, 41-38.

December 20

With a 38-35 victory at the New York Giants, the Panthers set an NFC record with an 18th-consecutive victory. The streak, which began at New Orleans (12/7/14), surpassed the previous record of 15 consecutive wins by San Francisco from 1989-90 and Green Bay from 2010-11. The 18 consecutive victories include 14 consecutive victories in a single season, a franchise record. Quarterback Cam Newton became the first player in NFL history with 300 or more passing yards, five or more passing touchdowns and 100 or more rushing yards in a single game.

# TEAM CHRONOLOGY

## 2016

January 3

The Panthers defeat the Tampa Bay Buccaneers to finish the season with a franchise-best 15-1 record. The Panthers are the fourth team in the Super Bowl era to start a season 14-0, joining the 1972 Miami Dolphins, 2007 New England Patriots and 2009 Indianapolis Colts.

January 24

The Panthers host the first NFC Championship at Bank of America Stadium, defeating the Arizona Cardinals 49-15 to advance to Super Bowl 50. The 49 points scored are the second-most points scored in a conference championship game since the AFL-NFL merger in 1970. Including two playoff games, the Panthers win every home game in the 2015 season for the first time in franchise history.

February 6

Cam Newton is selected as the Associated Press NFL Most Valuable Player, the first time in franchise history a Panther has been named MVP. He is also named the Associated Press NFL Offensive Player of the Year. Head Coach Ron Rivera is selected as the Associated Press NFL Coach of the Year for the second time in three seasons.

February 7

The Panthers play in Super Bowl 50 at Levi's Stadium, Santa Clara, California, losing to the Denver Broncos, 24-10.

## 2017

February 9

Danny Morrison resigns as president of the Carolina Panthers.

July 19

Marty Hurney, who previously served as the team's general manager from 2002-12, is named interim general manager.

## 2018

February 21

Marty Hurney is named full-time general manager.

May 16

The Carolina Panthers announce that a definitive agreement has been signed to sell the team to David Tepper, the founder and president of global hedge fund Appaloosa Management, L.P., and a well-known philanthropist.

May 22

At the league meeting in Atlanta, NFL owners and the league's finance committee unanimously approve David Tepper as the new owner of the Carolina Panthers.

August 24

The Carolina Panthers announce that Tom Glick, previously the chief commercial officer of City Football Group, a multi-national soccer organization, was named team president of business operations.

## 2019

February 1

Longtime star defensive end Julius Peppers retired from the NFL. Peppers, who played for the Panthers from 2002-09 and 2017-18, finished his career ranked fourth in NFL history with 159.5 sacks, including a franchise-record 97 with Carolina. He is the only player in NFL history with 150 sacks and 10 interceptions.

March 18

Construction crews began work on the Carolina Panthers new practice bubble and practice field reconfiguration. The new practice bubble provides a climate controlled, indoor artificial turf field for the team to utilize as needed.

June 5

At a pep rally at Fountain Park in Rock Hill, S.C., Gov. Henry McMaster signed the Professional Sports Team Incentive Act of 2019, paving the way for the Panthers to move the team's headquarters to York County and Rock Hill. The new site will not only include a world-class sports complex, but also be a true destination site for the entire region, offering entertainment, dining, retail, athletics and medical care.

October 6

The Panthers expanded the Hall of Honor with the first class of players in over 20 years. At halftime of the team's Week 5 win over Jacksonville, the Panthers inducted all-time greats wide receiver Steve Smith, Sr., quarterback Jake Delhomme, offensive tackle Jordan Gross and tight end Wesley Walls.

October 13

The Panthers play their first international regular season game in franchise history at Tottenham Hotspur Stadium in London, defeating the Tampa Bay Buccaneers 37-26.

December 3

Perry Fewell was named the interim head coach for the remainder of the 2019 season.

December 29

In Week 17 against New Orleans, running back Christian McCaffrey became the third player in NFL history to record 1,000+ rushing yards and 1,000+ receiving yards in a single season. McCaffrey finished the year with 2,392 yards, shattering the previous franchise record and ranking third in NFL history in single-season yards from scrimmage.

# TEAM CHRONOLOGY

## 2020

- January 8 Matt Rhule is named the fifth head coach in Carolina Panthers history. He took Baylor from one win in 2017 to an 11-3 record and berths in the Big 12 Championship and Sugar Bowl in 2019. At Temple from 2013-16, Rhule directed the Owls to 10 wins in his third season and to their first conference title since 1967 a year later.
- January 14 Linebacker Luke Kuechly retired from his playing career in January 2020, after eight seasons with the Panthers. In his career, he earned seven Pro Bowl honors, seven AP All-Pro selections, the 2013 Defensive Player of the Year award and the 2012 NFL Rookie of the Year award. Kuechly finished his career with 1,092 tackles, second-most in Panthers history.
- January 20 Construction begins to create 14 field-level suites in the west end zone at Bank of America Stadium, which will be called The Gallery.
- April 25 Carolina uses all seven of its choices on defensive players during the three-day virtual NFL Draft, becoming the first team in the common draft era to have at least seven picks in a draft and make them all on defense. The Panthers tied the Cleveland Browns, who used all seven picks on offense, in 1985 for the most selections on one side of the ball in a draft.
- September 13 After NFL cancels preseason because of the coronavirus, Panthers open season in an empty Bank of America Stadium due to COVID-19 restrictions that prevent fans from attending. Carolina loses 34-30 in Matt Rhule's head coaching debut and Raiders first game as the Las Vegas Raiders. End lines on the end zones are painted with "End Racism" and "It Takes All Of Us." September 27 Head Coach Matt Rhule recorded his first career win with the Panthers, defeating the Los Angeles Chargers by a score of 21-16.
- December 27 Panthers earned 200th regular season win in team history with a 20-13 victory at Washington.

## 2021

- January 14 Scott Fitterer is named general manager of the Carolina Panthers. He comes to the Panthers from the Seattle Seahawks, where he spent 20 seasons, serving as vice president of football operations in 2020 and co-director of player personnel from 2015-2019. Fitterer originally joined the Seahawks in 2001 as an area scout and worked in various roles, including director of college scouting from 2011-2014. He began his NFL career with the New York Giants in 1998.
- March 30 NFL clubs approve at a virtual league meeting to expand the regular season with each team playing 17 regular season games and three preseason games.



# REFERENCE



**CAROLINA  
PANTHERS**

## SIR PURR

The Carolina Panthers mascot, Sir Purr a beloved fixture of football in the Carolinas, is in his 27th season with the Panthers. Gifted with nimble feet, a great smile and one huggable belly, this cat is best known for his silly antics and creative skits that can be seen on game day and throughout the community.

Sir Purr has entertained crowds not only locally, but internationally. His ability to make people smile and bring out the child in everyone has caught the eyes of fans everywhere. Sir Purr has performed at the NFL Pro Bowl in Hawaii, Celebrity Mascot Games in Florida, and the Thanksgiving Day Parade in New York, internationally he has performed at the Chinese New Year parade in Hong Kong, and for our armed forces in Djibouti, Kuwait, and Bahrain.

Always keep a look out because you never know where this agile cat might pounce to next.



## THE TOPCATS

The Carolina Panthers Cheerleaders, the TopCats, are a diverse group of both women and men who serve as ambassadors to the youth and represent all regions across our one Carolina. When these 30 individuals are not performing at Bank of America stadium, they hold careers in a variety of distinguished professions including accounting, business analytics, biology, education, engineering, fitness instruction, public relations, real estate, and more. The TopCats are under the management of Chandalae Lanouette and spend over 800 hours across North and South Carolina a year investing in the community with the goal of bringing Panther's Pride to surrounding regions.

## BLACK & BLUE CREW

The Black & Blue Crew has been engaging and entertaining fans at Bank of America Stadium since 2013. The group of diverse men and women who comprise the Black & Blue Crew interacts with fans before gates open out in the tailgating experience, as fans enter Bank of America Stadium and during the game to help keep Panthers fans energized and excited.



## PURRCUSSION DRUM LINE

Feel the beat of the Carolina Panthers drumline—PurrCussion—Featuring a combination of groove, chops, visuals, choreography and dynamics, PurrCussion is made up of talented snare, tenor, bass, and cymbal players from across the Carolinas. This unique group of musicians come from diverse percussion backgrounds, disciplines, and styles, ranging from university marching bands and drum corps to self-trained drummers. Members hold careers in a variety of distinguished professions including business, music education, and accounting and finance.

The PurrCussion drumline is staffed by Jason Meyer, and Patrick McLean.

Jason Meyer, the PurrCussion Coordinator, oversees all musical and creative aspects of PurrCussion as well as working full-time as a Creative Director for a local healthcare provider. Prior to his promotion as PurrCussion Coordinator, Jason served as the PurrCussion Assistant in 2016 as well as serving as the PurrCussion tenor section captain for three years prior to

joining the staff. Beyond his experience with PurrCussion, Jason has performed, taught, or judged marching percussion for over 15 years including competing in Independent World Class of Winter Guard International in 2007, marching for the App State Drumline throughout his college career and eventually instructing the App State Drumline for two years after his graduation from ASU.

Patrick McLean, the PurrCussion Assistant, oversees all developmental components of PurrCussion as well as working full-time in law enforcement in South Carolina. He is entering his fourth season as the PurrCussion Assistant after three seasons performing as a bass drummer for the ensemble. He has previously marched with the Garfield Cadets/Cadets of Bergen County Drum and Bugle Corps from 1988-1991, winning a DCI World Championship and High Percussion Award in 1990. Patrick has served as a percussion instructor and arranger for numerous high school marching bands and both WGI Independent and Scholastic Indoor Drum Lines in North and South Carolina.



# PANTHERS TELEVISION NETWORK



**Steve Smith Sr.**  
Color Analyst

Before retiring in 2017, **Steve Smith Sr.** played 16 seasons in the NFL, primarily with the Carolina Panthers. Smith, who grew up in Los Angeles, went on to become a five-time Pro Bowl selection, three-time All-Pro and one of the most productive wide receivers in NFL history. Smith played college football at Utah and was drafted in the third round of the 2001 NFL Draft.

Following 13 years in Carolina, he spent his final three seasons with the Baltimore Ravens. To date, he ranks eighth all time in the NFL with 18,381 combined yards. Smith is also Carolina's all-time leader in receptions, receiving yards and receiving touchdowns. His 1,031 receptions rank 12th in NFL history.

In 2013, Smith and his wife, Angie, founded the Steve Smith Family Foundation, which champions the cause of the voiceless and fearful, while working toward ending domestic violence. In November of 2016, they launched the Smith Family Wellness Center, a free medical and counseling clinic run by Project 658 that serves families in-need. "It's not about taking and how much can you get for yourself," Smith told the Charlotte Observer in 2017. "Life is about paying it forward to someone else."



**Taylor Zarlour**  
Play-By-Play

**Taylor Zarlour** currently serves as a play-by-play commentator for college football and college baseball, working alongside college football analyst Matt Stinchcomb and sideline reporter Alyssa Lang for SEC Network's Saturday afternoon college football action. In addition, Taylor manages and serves as a host on SiriusXM PGA Tour Radio, including all four major championships and The Ryder Cup.

Growing up in Mobile, Alabama, Taylor began his broadcasting career as a sports reporter for WEAR TV in Pensacola, Fla. From there, he went on to host the Morning Show for Sports Radio 560 in Nashville, Tenn., before returning to Mobile where he served as the Program Director and Afternoon Host for Sports Radio 105.5 WNSP.

Taylor moved to North Carolina in 2004 as the Program Director and Morning Host for Triangle Sports Talk 1490/1090 in Raleigh/Durham. He later became the Sports Director for Curtis Media Group in Raleigh, while also hosting his own daily sports talk show. In January 2011, Taylor moved to Charlotte to join 610 WFNZ, as the host of The Drive each weekday afternoon.

Taylor graduated from Huntingdon College (Montgomery, AL) in 2000, with a degree in Broadcast Journalism. He lives in Charlotte with his wife and two daughters.

*The Carolina Panthers Television Network consists of 13 television stations representing each of the major markets in North Carolina, South Carolina and Virginia.*

STATION	AFFILIATE	CITY
WSOC	ABC	Charlotte, NC (flagship)
WCSC	CBS	Charleston, SC
WACH	FOX	Columbia, SC
WMBF	NBC	Florence/Myrtle Beach, SC
WFMY	CBS	Greensboro/Winston-Salem/High Point, NC
WRAL	NBC	Raleigh/Durham/Fayetteville, NC
WYFF	NBC	Greenville/Spartanburg/Anderson, SC/Asheville, NC
WSFX	FOX	Wilmington, NC
WVEC	ABC	Tidewater/Outer Banks, NC
WDBJ	CBS	Roanoke, VA
WITN	NBC	Greenville/New Bern, NC
WJCL	ABC	Savannah, GA
WJBF	FOX	Augusta, GA

# PANTHERS RADIO NETWORK



David Langton



Mick Mixon



Jim Szoke

## OFFICIAL RADIO BROADCAST

Seven hours of Intense Game Day Programming Plus Live Coach's Show and Weekday Updates

### PANTHERS STADIUM SHOW

**10am-noon WBT 1110 AM/99.3 FM**

For the most up-to-the-minute news from the Panthers and around the NFL, football fans tune into "The Panthers Stadium Show." Hosted by Jim Szoke, the award-winning countdown to kickoff provides a comprehensive preview and analysis of the Panthers and the day's game with tons of fun, special features, live player and coach interviews, college and pro football insiders and reports from around the League.

### THE CAROLINA PANTHERS COUNTDOWN TO KICKOFF Noon-1pm (Network)

The entire network joins in on the fun one hour before game time for "The Carolina Panthers Countdown to Kickoff." Mick Mixon and Jim Szoke put the final touches on the preparations for the day's game. This hour of award-winning pre-game coverage includes exclusive interviews with head coach Ron Rivera and Panthers players and up-to-the-minute updates from other NFL games.

### GAME BROADCAST 1-4pm (Network)

The Panthers broadcast team brings you all the hard-hitting action of every Panthers game. Veteran award-winning broadcaster Mick Mixon is joined by Jim Szoke to bring you the who, what and why of every exciting play. From the practice field to the playing field, your play-by-play team is with the Panthers every step of the way, each and every week.

### PANTHERS POST GAME SHOW 4-5pm (Network)

The Panthers Post Game Show is a fast-paced game recap with highlights, interviews, analysis and reports from around the League. Listeners get the first chance to hear the team's reaction to the game as Jim Szoke and Mick Mixon conduct exclusive interviews with head coach Ron Rivera and Panthers players from the locker room.

### PANTHER TALK 6:05-7pm (Network)

Join hosts Mick Mixon and Jim Szoke, with interviews from head coach Ron Rivera and other special guests from the Panthers and around the league every Monday night from 6:00-7:00 pm (Tuesday if the Panthers play on Monday night). Panther Talk can be heard on the Panthers Radio Network or Panthers.com. Panther Talk airs from August 10th through the Monday following Carolina's final game.

### PANTHERS UPDATES

#### Monday through Friday (Network)

Hosted by Mick Mixon and Jim Szoke, twice daily "Panthers Updates" keep you up to date on all the day-to-day activities of the Carolina Panthers.

Listen to all of the exciting action on the Panthers flagship station WQNC FM 92.7 and WBT 1110 AM/99.3 FM and Panthers.com.

For a complete listing of all Carolina Panthers Radio Affiliates sign onto the Carolina Panthers Website, [www.panthers.com/news/radio](http://www.panthers.com/news/radio).

# PANTHERS SPANISH RADIO NETWORK



The Carolina Panthers Spanish Radio Network will take the airwaves for the 12th season in 2021. A joint partnership between the Carolina Panthers and Spanish Sports Marketing and Broadcasting, LLC of Chapel Hill, NC, the CPSR Network serves its Spanish speaking fan base by broadcasting games and conducting community outreach programs across North and South Carolina.

Jaime Moreno returns in his role as the Voice of the Panthers in Spanish and will handle all play-by-play duties for the upcoming season. Jaime has covered the NFL and local sports on the radio for over 30 years and has become a favorite among Panthers fans for his animated style and unique ability to convey the excitement of the moment through the radio dial.

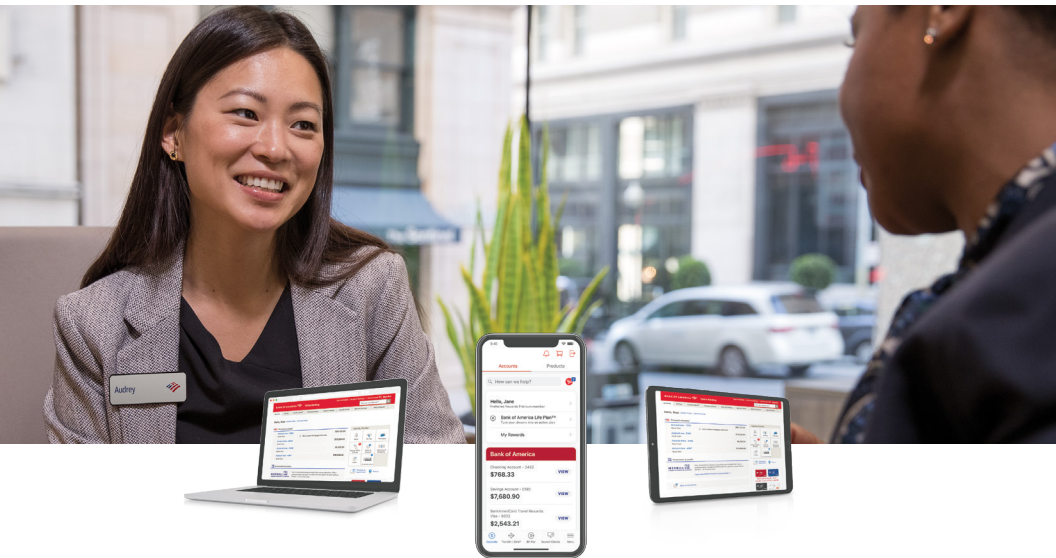
Heading up the project is longtime North Carolina sports broadcasting executive and SSMB President/General Manager Eric Fiddleman. He also enters his 20th season as the Affiliate Manager for the Carolina Panthers Radio and TV Networks. Eric is the primary media/sales contact for the CPSR Network and welcomes all interest and inquiries at 919-370-9446.

Ben Blevins serves as the Network Producer/Technical Director and brings years of experience on National sports broadcasts of all types. Ben is responsible for getting and keeping the Network on the air as well as all distribution, production and technical issues related to the broadcasts. Ben is the primary technical contact for all affiliates and interested parties at 704-682-1942.

The Carolina Panthers Spanish Radio Network will partner with Norsan Media as its Flagship station on Latina 102.3 FM in Charlotte, NC. A Current affiliate lists can be found at Panthers.com. The 2020 affiliate list consisted of the following stations and is subject to change for 2021:

WGSP	102.3 FM	Charlotte, NC
WBLO	790 AM	Greensboro, NC
WCLY	1550 AM	Raleigh, NC
WZUP	104.7 FM	Greenville, NC
WCEO	840 AM	Columbia, SC
WAZS	103.9 FM	Charleston, SC
WAZS	980 AM	Summerville, SC
WOLI	910 AM	Greenville, SC
WOLI	105.7 FM	Spartanburg, SC
WNOS	1450 AM	New Bern, NC
WNOS	97.1 FM	Winterville, NC

# Industry-leading technology plus expert advice add up to #1



J.D. Power has ranked Bank of America:

#1 in Customer Satisfaction with  
Mobile Banking Apps among National Banks

#1 in Customer Satisfaction with  
Online Banking among National Banks\*

#1 in Customer Satisfaction with Retail Banking Advice



This latest recognition reinforces our ongoing commitment to offering our customers expert advice and powerful digital tools to help them pursue their unique financial goals. See more of our industry-leading awards at [bankofamerica.com/awards](https://bankofamerica.com/awards).