

BRONCOS

2021 MEDIA GUIDE



**PEYTON MANNING
& JOHN LYNCH**

**PRO FOOTBALL HALL OF FAME
CLASS OF 2021**

UCHealth Training Center

13655 Broncos Parkway • Englewood, CO 80112

Telephone: (303) 649-9000 • FAX: (303) 264-5561

Team Website: www.DenverBroncos.com • Media Website: <http://media.denverbroncos.com>

Media Relations

Patrick Smyth, Chief Communications Officer: (303) 264-5536 • patrick.smyth@broncos.nfl.net

Erich Schubert, Sr. Director of Communications & Content: (303) 264-5503 • erich.schubert@broncos.nfl.net

Nathan Edwards, Assistant Director of Public Relations: (303) 264-5608 • nathan.edwards@broncos.nfl.net

Megan Boyle, Communications Strategist: (303) 264-5727 • megan.boyle@broncos.nfl.net

Jordan Beasley, Public Relations Assistant: (303) 264-5726 • jordan.beasley@broncos.nfl.net

Empower Field at Mile High

1701 Bryant St. • Denver, CO 80204

Broncos Ticket Office

Suite 100
(720) 258-3333

Broncos Marketing Department

Suite 900
(720) 258-3100

Stadium Management Co.

Suite 700
(720) 258-3000

2021 DENVER BRONCOS SCHEDULE

(all times local at site)

PRESEASON

Wk.	Day	Date	Opponent	Site	Time	TV
1	Sat.	Aug. 14	at Minnesota	U.S. Bank Stadium	3 p.m. CDT	KTVD-20
2	Sat.	Aug. 21	at Seattle	Lumen Field	7 p.m. PDT	KTVD-20
3	Sat.	Aug. 28	L.A. Rams	Empower Field at Mile High	7:05 p.m. MDT	KTVD-20

REGULAR SEASON

Wk.	Day	Date	Opponent	Site	Time	TV
1	Sun.	Sept. 12	at N.Y. Giants	MetLife Stadium	4:25 p.m. EDT	FOX
2	Sun.	Sept. 19	at Jacksonville	TIAA Bank Field	1 p.m. EDT	CBS
3	Sun.	Sept. 26	N.Y. JETS	Empower Field at Mile High	2:05 p.m. MDT	CBS
4	Sun.	Oct. 3	BALTIMORE	Empower Field at Mile High	2:25 p.m. MDT	CBS
5	Sun.	Oct. 10	at Pittsburgh	Heinz Field	1 p.m. EDT	FOX*
6	Sun.	Oct. 17	LAS VEGAS	Empower Field at Mile High	2:25 p.m. MDT	CBS*
7	Thu.	Oct. 21	at Cleveland	FirstEnergy Stadium	8:20 p.m. EDT	FOX#
8	Sun.	Oct. 31	WASHINGTON	Empower Field at Mile High	2:25 p.m. MDT	FOX*
9	Sun.	Nov. 7	at Dallas	AT&T Stadium	12 p.m. CST	FOX*
10	Sun.	Nov. 14	PHILADELPHIA	Empower Field at Mile High	2:25 p.m. MST	CBS*
11			BYE			
12	Sun.	Nov. 28	L.A. CHARGERS	Empower Field at Mile High	2:05 p.m. MST	CBS*
13	Sun.	Dec. 5	at Kansas City	GEHA Field at Arrowhead Stadium	12 p.m. CST	CBS*
14	Sun.	Dec. 12	DETROIT	Empower Field at Mile High	2:05 p.m. MST	FOX*
15	Sun.	Dec. 19	CINCINNATI	Empower Field at Mile High	2:05 p.m. MST	CBS*
16	Sun.	Dec. 26	at Las Vegas	Allegiant Stadium	1:25 p.m. PST	CBS*
17	Sun.	Jan. 2	at L.A. Chargers	SoFi Stadium	1:05 p.m. PST	CBS*
18	Sun.	Jan. 9	KANSAS CITY	Empower Field at Mile High	2:25 p.m. MST	CBS*^

* - Flexible scheduling will be used in Weeks 11-18. Additionally, in Weeks 5-10, flexible scheduling may be used in no more than two weeks.; # - NFL Network/FOX/Amazon simulcast subject to change. ^ - For Week 18, two Saturday games and the Sunday night game will be announced no later than six days prior to Jan. 9.

ABOUT THE 2021 DENVER BRONCOS MEDIA GUIDE

The 2021 Denver Broncos' media guide was prepared by the club's media relations department as an information resource for members of the media and NFL fans. All information, including player biographies, rosters and team transactions contained in the publication is current as of June 30, 2021.

An electronic version of the Denver Broncos' 2021 media guide can be found by visiting the team's website: <https://www.denverbroncos.com/mediaguide/>

BRONCOS

WINNING TRADITION



3 World Championships

8 Super Bowl Appearances

10 AFC Championship Games

15 AFC West Division Titles

22 Playoff Berths

29 Winning Seasons

DENVER BRONCOS

2021

MEDIA GUIDE

INDEX

100-Yard Receiving Games	632	Coldest Games	680
100-Yard Rushing Games	629	College Free Agent History	202
100-Yard Rushing Halves/Quarters	632	Comebacks	638
300-Yard Passing Games	636	Community Development	670
1,000-Yard Receiving Seasons	628	Darrent Williams Good Guy Award	673
1,000-Yard Rushing Seasons	628	Davis, Terrell	652
2020 Season:		Day, Broncos Record By	356
Game Summaries/Stats	231	Decade, Broncos Record By	356
Game-By-Game Statistics	220	Divisional Record	353
Individual Game-by-Game Statistics	223	Draft Choices:	
Miscellaneous Statistics	230	All-Time Draft Choices By School	265
NFL Rankings	228	All-Time First-Round Picks	265
NFL Standings/Playoff Results	359	All-Time Year-by-Year Drafts	266
Participation	222	Ed Block Courage Award, Broncos Winners	673
Regular-Season Team Statistics	214	Ellis, Joe	16
Single-Game Highs And Lows	218	Elway, John	17
Starters By Game	217	Ring of Fame Bio	653
Takeaway Statistics	229	Fangio, Vic	21
3,000-Yard Passing Seasons	628	Free Agents Signed/Lost, 1989-2018	273
Administration	10	Hall of Fame Broncos	648
All-Time Broncos Record	353	Helmets, Broncos All-Time	326
Alumni Association	3	Historical Highlights	315
Attendance Marks	568	Honors And Awards:	
Atwater, Steve	649	All-Time Individual Year-By-Year	640
Bailey, Champ	649	Broncos All-Time NFL Honors	644
Biographies:		Broncos Top 100 Team	668
Coordinators/Assistant Coaches	24	Broncos 50th Anniversary Team	668
First-Year Players	187	How The Broncos Are Built	205
Player Personnel/Football Operations	45	Leads Lost	638
Rookies	190	Little, Floyd	656
Veteran Players	57	Logos, Broncos All-Time	326
Bowlén, Pat:		Lynch, John	649
Biography	11	Margin Of Victory And Defeat	622
Broncos Accomplishments Under	15	Mascots (Thunder And Miles)	675
Broncos Name Origin	156	Media Information	IBC
Bye Weeks:		Milestone Games	355
Broncos Record After The Bye	355	Monday Night Games	354
Cheerleaders	674	Month, Broncos Record By	356
Christmas Games	355	Overtime Games	354
Coaches:		Postseason Game Summaries	482
All-Time Coaches Roster	279	Pro Bowl Selections	644
Year-by-Year Coaching Records	567	Pronunciation Guide	204

CREDITS

The 2021 Denver Broncos media guide was produced by the club's media relations department. Information contained herein was compiled by the current and previous media relations staffs and is current as of June 30, 2021. ©2021 Denver Broncos Football Club.

This project was coordinated by Seth Medvin, Jordan Beasley and Erich Schubert. Writing, layout, design and editing by Medvin, Beasley, Schubert, Patrick Smyth and Megan Boyle using Adobe InDesign CC desktop publishing application. Additional editorial assistance from Robert Livingston. Special thanks to Jim Saccomano, the NFL communications department, the late Joe Cronin, John Turney, Dave Plati, Santo Labombarda and the Elias Sports Bureau staff, Radar 360 and Stats LLC for providing extensive statistical data. Printing by Publication Printers, Denver. Photography and scans by Gabe Christus, Eric Bakke, Rich Clarkson and Associates, LLC (Rich Clarkson, Trevor Brown Jr., Steve Nowland, Ryan McKee, Jamie Schwaberow and Brett Wilhelm) and Pete Eklund. Cover designed by Tori Boykins and Cassidee Owens.

DENVER BRONCOS

2021

MEDIA GUIDE

INDEX

Radio Network (850 KOA).....	678	Schedule, 2021.....	BC
Records — Postseason:		Season Opener Results.....	356
Broncos Individual.....	618	Season Ticket Sales.....	568
Broncos Team.....	624	Series Records vs. Opponents.....	349
Records — Regular Season:		Broncos vs. The NFL (Reg./Post./Preseason).....	353
Broncos Individual.....	582	Service With Broncos.....	581
Fumble Returns.....	594	Shanahan, Mike.....	662
Interceptions.....	592	Sharpe, Shannon.....	662
Kicking.....	595	Shutouts:	
Kickoff Returns.....	591	By Denver.....	606
Passing.....	584	By Opponents.....	598
Punt Returns.....	590	Stadium Information:	
Punting.....	589	Broncos Stadium History.....	677
Receiving.....	588	Records.....	676
Rushing.....	583	Staff Directory.....	4
Sacks.....	594	Starting Lineups, All-Time.....	359
Safeties.....	594	Sunday Night Games.....	354
Scoring.....	595	Super Bowl:	
Total Offense.....	582	Future Sites.....	680
Broncos Team.....	597	Television Network (KUSA).....	679
Passing Defense.....	608	Thanksgiving Games.....	355
Passing Offense.....	600	Trades, All-Time.....	274
Penalties.....	605	Training Camp Sites, All-Time.....	680
Rushing Defense.....	607	Transactions, 2020-21.....	208
Rushing Offense.....	599	UCHealth Training Center.....	8
Scoring Defense.....	606	Uniforms, Broncos All-Time.....	326
Scoring Offense.....	598	Walter Payton NFL Man Of The Year.....	672
Streaks.....	597	Warmest Games.....	680
Total Defense.....	606	Year-By-Year Individual Leaders:	
Total Offense.....	598	Field Goals.....	580
Turnovers.....	605	Interceptions.....	576
Opponent Individual.....	611	Kickoff Returns.....	578
Opponent Team.....	614	Passing.....	573
Results:		Punt Returns.....	577
All-Time Game-By-Game.....	328	Punting.....	580
Artificial Turf Record.....	680	Receiving.....	575
Retired Jersey Numbers.....	647	Rushing.....	572
Ring of Fame.....	650	Sacks.....	581
Rosters:		Scoring.....	579
2020 Roster.....	206	Tackles.....	581
All-Time Broncos (Alphabetical).....	283	Year-By-Year Final Statistics.....	358
All-Time Broncos (Numerical).....	300	Year-By-Year Team Statistics:	
All-Time Practice Squad (Alphabetical).....	309	Team Defense.....	570
All-Time Practice Squad (By Year).....	312	Team Offense.....	569
All-Time Roster Breakdown By School.....	297	Team Turnovers.....	571
All-Time Roster Height/Weight Breakdowns.....	298	Zimmerman, Gary.....	667
All-Time Roster Height/Weight Extremes.....	299		

DENVER BRONCOS ALUMNI ASSOCIATION

The Denver Broncos Alumni Association was formed in 1991 to provide an opportunity for former players to remain actively involved with the Broncos' organization. The Alumni Association serves as a goodwill extension of the Denver Broncos, and the members are available to counsel current players on life after football. Their mission is to uphold the highest standards of professionalism, integrity and honor. They are committed to enhance our communities through active service and devotion and pledge to support the Denver Broncos Football Club in its community outreach programs and present themselves as positive role models and mentors. The 15 members of the Alumni Council are Le-Lo Lang (President), Frank Robinson (Vice President), Ron Egloff (Secretary), Steve Atwater (Treasurer), Charlie Adams, Odell Barry, Tyrone Braxton, Larry Evans, Steve Foley, Mike Harden, Mark Jackson, Willie Oshodin, Jeb Putzier, Billy Thompson and David Treadwell.

STAFF DIRECTORY



EXECUTIVE STAFF

PRESIDENT & CEO

Joe Ellis

EXECUTIVE STAFF

Rich Slivka General Counsel
John Elway President of Football Operations
Mac Freeman Chief Commercial Officer
George Paton General Manager
Patrick Smyth Chief Communications Officer
Nancy Svoboda Exec. V.P. of Human Resources
Justin Webster Chief Financial Officer

VICE PRESIDENTS

Keith Bishop Vice President of Security
Brittany Bowlen Sr. Vice President of Strategy
Chip Conway Sr. Vice President of Operations
Rich Hurtado Vice President of Football Administration

Marc Jackson Vice President of Ticketing, Sales & Service
Ray Jackson Vice President of Player Development
China Jude Vice President of Diversity, Equity & Inclusion
Brady Kellogg Sr. Vice President of Corporate Partnerships
Darren O'Donnell Vice President of Business Development
Jay Roberts Stadium General Manager
Russ Trainor Sr. Vice President of Information Technology
Mark Thewes Vice President of Football Ops. & Compliance
Sandy Young Vice President of Partnership Marketing

ADMINISTRATIVE STAFF

Veronica Ibarra Executive Asst. to Bowlen Family
Lisa Williams Exec. Asst. to President & CEO and General Counsel
Kathy Hatch Exec. Asst. to President of Football Operations
Pam Papsdorf Exec. Assistant to Player Personnel
Kelsey Zimmerman Exec. Asst. to Chief Commercial Officer
Sara Hoag Receptionist

FOOTBALL STAFF

COACHING STAFF

Vic Fangio Head Coach
Ed Donatell Defensive Coordinator
Pat Shurmur Offensive Coordinator
Tom McMahon Special Teams Coordinator
Zach Azzanni Wide Receivers
Chris Beake Defensive Pass Game Specialist
Chris Cook Offensive Quality Control
Chris Gould Assistant Special Teams
Wade Harman Tight Ends
Reggie Herring Linebackers
Mike Hiestand Assistant Defensive Line/Asst. to H.C.
Corey Jones Assistant Strength and Conditioning
Bill Kollar Defensive Line
Chris Kuper Assistant Offensive Line
Loren Landow Head Strength and Conditioning Coach
Mark Loecher Assistant Strength and Conditioning
Curtis Modkins Running Backs
Mike Munchak Offensive Line
Pierre Ngo Assistant Strength and Conditioning
John Pagano Outside Linebackers
Christian Parker Defensive Backs
Justin Rascati Offensive Quality Control
Matt Sheldon Senior Analyst
Mike Shula Quarterbacks
Nathaniel Willingham Defensive Quality Control
Emily Zaler Player Performance Assistant

PLAYER PERSONNEL / FOOTBALL OPERATIONS

Kelly Kleine Exec. Dir. of FB Ops./Special Advisor to the GM
Darren Mougey Director of Player Personnel
A.J. Durso Director of Pro Personnel
Brian Stark Director of College Scouting
Roman Phifer Senior Personnel Executive
Jordon Dizon Assistant Director of Pro Personnel
Nick Schiralli Assistant Director of College Scouting
Sae Woon Jo Western National Scout
Eugene Armstrong Southwest Area Scout

Dave Bratten College Scouting Coord./West Area Scout
Bryan Chesin Midwest Area Scout
Scott DiStefano Senior College Consultant (Midwest)
Frantzy Jourdain Southeast Area Scout
Rob Paton Scouting Coordinator
Deon Randall Northeast Area Scout
Patrick Walsh Pro Scout

FOOTBALL TECHNOLOGY AND RESEARCH

Tony Lazzaro Sr. Director, Football Technology & Research
Karl Schreiner Director, Football Information Systems
Scott Flaska Senior Manager, Football Analytics
Richard Hildebrand Senior Software Engineer
Emily Kuehler Data Scientist

MEDICAL STAFF

Vince Garcia Head Athletic Trainer
Matthew Kee Dir. of Rehabilitation/Asst. Athletic Trainer
Paul Burant Assistant Athletic Trainer
Zach Lewis Assistant Athletic Trainer
Michael Sundeen Assistant Athletic Trainer
Nicole Linen Behavior Health Specialist
Martin Boublik, MD Head Team Physician
J. Steven Geraghty, MD Team Physician
Braden Mayer, MD Team Physician
Josh Metzl, MD Team Physician

EQUIPMENT

Chris Valenti Equipment Manager
Mike Harrington Assistant Equipment Manager
Jason Schell Assistant Equipment Manager
Garrett Lawrence Assistant Equipment Manager

VIDEO OPERATIONS

Steve Boxer Video Director
Chris Kirchner Video Operations Manager
Kirt Horiuchi Video Operations Coordinator
Sam Ryan Video Assistant
Lamar Smith Video Assistant

BUSINESS STAFF

MEDIA RELATIONS

Nathan Edwards.....Assistant Director of Public Relations
Megan Boyle.....Communications Strategist
Jordan Beasley.....Public Relations Assistant

COMMUNITY DEVELOPMENT

Allison Engelen.....Executive Director of Community Development
Billy Thompson.....Director of Community Outreach
Bobby Mestas.....Director of Youth & High School Football
Liz Jeralds.....Sr. Manager of Community Development
Katie Shuster.....Community Development Coordinator

DIGITAL MEDIA

Erich Schubert.... Sr. Director of Communications & Content
Ben Hunt.....Director of Digital Platforms
Tioni Taylor.....Digital Development & Design Manager
Keelyn Arnold.....Web Production Coordinator
Ben Swanson.....Managing Editor, DenverBroncos.com
Aric DiLalla.....Sr. Coordinator of Digital Content/Lead Writer
Phil Milani.....Coordinating Producer/Reporter
Sydney Jones.....Team Reporter/Producer
Caroline Deisley.....Social Media Engagement Manager
Joe Abdullah.....Social Video Producer
Roya Burton.....Social Media Content Assistant

BROADCAST & THUNDERVISION

Russ Jenisch Sr. Director of Event Presentation & Production
Austin Brink ... Sr. Manager, Broncos Broadcast Productions
Nick Young.....Manager, ThunderVision
Alexis Perry.....Producer/On-Air Talent
Matt Boyer.....Coordinating Producer/Reporter
Nicholas Schultz...Motion Graphics Designer/Editor/Gameday Prod.
Dan Probst.....Broadcast Graphics Producer/Video Editor
Aaron Gunning.....Video Production Specialist

FINANCE

Michael Kalousek.....Director of Accounting
Fred Krebs.....Manager of Cash/Treasury
Nanette Thompson.....Assistant Controller
Will Knorr.....Senior Financial Analyst
Jennifer Brunetti.....Payroll Administrator
Peggy Jackson.....Revenue Accountant
Gina Johnson.....Accounts Payable Supervisor
Sharon Erwin.....Accounts Payable Clerk

INFORMATION TECHNOLOGY

Chris Newman.....Director of Information Technology
Rick Seifert.....Chief Communications Engineer
Jason Moore.....Senior Information Technology Engineer
Mike Corey.....Senior Information Technology Analyst
Gil Bencomo.....Senior Information Technology Engineer
Nick Burris.....Senior Information Technology Engineer
Tahoe Dennis.....Information Technology Security Engineer
Denise Hernandez.....Information Technology Engineer

HUMAN RESOURCES

Aracely Gomez.....Human Resources Director
Reann Rice.....Human Resources Administrator
Paiao Thornton.....Human Resources Administrator

MARKETING

Ted Santiago.....Senior Director of Marketing
Marisol Villagomez.....Senior Marketing Manager
Steve Atwater.....Fan Development Manager
Liz Coates.....Game Entertainment Manager
Brad Post.....Mascot Coordinator
Cassidee Owens.....Creative Services Manager
Kristian Champagne Patton.....Graphic Designer
Tori Boykins.....Graphic Designer

CORPORATE SALES

Dan Hawley.....Sr. Director of Corporate Partnerships
Jon Carlson.....Director of Business Development
Michael Benjamin.....Senior Sales Associate

PARTNERSHIP MARKETING

Derek Thomas.....Director of Corporate Partnerships
Amanda Hebert.....Sr. Manager of Partnership Activation
Brooke Manning.....Manager of Partnership Activation
Garrett Ely.....Partnership Activation Coordinator
Damian Fairnola.....Partnership Activation Coordinator
Jennifer Hawk.....Partnership Activation Coordinator
Matt Swiren.....Partnership Activation Coordinator

CHEERLEADERS

Shawna Peters.....Director of Cheerleaders
Shelly Trujillo.....Assistant Director, Cheerleaders
Lauren Giangregorio.....Program Manager, Cheerleaders
Brielle Oaks.....Office Assistant

OPERATIONS

Fred Fleming.....Director of Special Services
Adam Newman.....Director of Team Logistics
Josh Bruning.....Senior Operations Manager
Zach Burns.....Facilities Services and Events Manager
Greg Johnson.....Facilities Maintenance Coordinator
Mat Randolph.....General Maintenance Technician
Jake TenBraak.....Facilities Operations Assistant

SECURITY

Jim White.....Director of Security

SPORTS TURF & GROUNDS

Brooks Dodson.....Director of Sports Turf & Grounds
Cole Dudley.....Sports Turf Coordinator
Andrew Mahnke.....Grounds Coordinator
Kenny Chavez.....Grounds Assistant
Trevor Edwards.....Sports Turf Assistant
Garrett Catron.....Grounds Assistant

NUTRITION & DINING

Bryan Snyder.....Director of Team Nutrition
Justin Domsch.....Executive Chef
Jake Schmitt.....Chef de Partie
Wendy Jaramillo.....Lead Chef
Brian Pastoric.....Senior Prep Chef
Nick Ratliff.....Culinary Team
Danny Sackett.....Culinary Team
Robert Archuletta.....Culinary Team
Brandi Williams-Beck.....Culinary Team


BUSINESS INTELLIGENCE

Clark Wray.....Sr. Director of Ticket Strategy & Analytics
Spencer Horner.....Sr. Mgr., Business Intelligence & Analytics
Matthew Sullivan.....CRM Analyst

TICKETING

Katie Delay.....Senior Director of Ticket Operations
Patti Barban.....ADA Manager
Abby Miller.....Sr. Manager of Ticket Operations
Ivy Johnson.....Ticket Operations Assistant Manager
Glenn Hives.....Director of Customer Service
Dave Stutman.....Manager of Club Seat Service
Cameron Barlow.....Club Seat Service Representative
Brandon Warner.....Club Seat Service Representative
Jacob Black.....Customer Service Representative
Matt Cassidy.....Customer Service Representative
Joshua Cohn.....Customer Service Representative
Stacey Drifmeyer.....Customer Service Representative
Alexandria Farmer Waters...Customer Service Representative
Kylee Jackson.....Customer Service Representative
Danny Pietrafesa.....Director of Premium Sales
Brooke Carnie.....Manager of Suite Services
Sara Denney.....Manager of Suite Services
Brad Thomas.....Premium Seating Executive
Ryan Grady.....Premium Seating Executive
Matthew Melchor.....Premium Seating Executive

STAFF DIRECTORY



STADIUM MANAGEMENT COMPANY

ADMINISTRATION

Scott Blik Assistant General Manager
 Fran Williams SMC Receptionist

OPERATIONS/FACILITIES

Zach Myhra Dir. of Facilities, Construction & Planning
 Matt Shine Director of Operations and Engineering
 Brett Seibel Engineering Manager
 Kirk Godfrey Facilities Operations Manager
 Daniel Robison Project Manager
 Harmony Aiona Graphic Production Supervisor
 Chris Hoag Electrical Supervisor
 Craig Honas General Maintenance Supervisor
 Curt Norton Plumbing Supervisor
 Jeremiah Roybal HVAC Supervisor
 Cole Tavenner Conversion & Warehouse Supervisor
 Patrick Bowlen III Facilities Coordinator
 Ryan Conlon Electrician
 Tyler Foote Conversion Crew Member
 James Heinrichs Project Coordinator
 Mike Hernandez Plumber
 Steven Morris Operations Coordinator
 Kevin O'Connor Facilities Technician
 Madeline Pedro Facilities Administrator
 Michael Pisching Conversion Crew Member
 Robert Saavedra Conversion Crew Member
 Timothy Talbot HVAC Technician
 Page Valencia Electrician II

CREATIVE SERVICES

Pat Jordan Dir. of Technical & Broadcast Operations
 Jeremy Wecker Sr. Manager of Broadcast Engineering
 Aaron Fabis Production Assistant Broadcast Engineer
 Christopher Morris AV and Media Assets Coordinator

EVENTS ADMINISTRATION

Jon Applegate Director of Events & Booking
 Chuck Olney Director of Business Development
 Austin Zilis Parking and Events Manager
 Logan Schechter Parking and Events Coordinator

GUEST RELATIONS MANAGEMENT

Pat Tetrick Director of Guest Relations
 Jeff Engelken Guest Relations Manager

SECURITY

Jared Devine Director of Security
 Cindy Gordon Security Manager
 Fallon Howard Security Supervisor
 Mo Mills Security Supervisor
 Scott Padget Security Supervisor
 Melissa Rodriguez Loading Dock Supervisor
 John Capezzuto Assistant Supervisor
 Jason Cardona Assistant Supervisor
 Jackie Anderson Security Officer
 Ivy Barton Security Officer
 Michael Coleman Security Officer
 Ashton Davis Security Officer
 Valerie Hernandez Security Officer
 Dominique Ireland Security Officer
 Sean Smith Security Officer

SPECIAL EVENTS

Anna Marie Martinez Director of Special Events
 Catherine Bishop Special Events Assistant Manager
 Kelly Williams Special Events Coordinator
 Kathleen Risser Special Events Administrator

TURF & GROUNDS

Chris Hathaway Director of Turf and Grounds
 Abe Picaso Turf Coordinator
 Cameron Hendricks Turf Technician

DENVER BRONCOS WINNING TRADITION

The Denver Broncos, who will embark on their 62nd season in 2021, are tied for the second-most Super Bowl appearances in professional football history. In addition to winning back-to-back World Championships following the 1997-98 seasons, the Broncos captured their third Super Bowl in 2015. The team has also totaled 29 all-time winning seasons, 22 playoff berths, 15 AFC West titles and 10 AFC Championship Game appearances. "Broncos Country" is home to the NFL's best fans with the franchise's 51-year home game sellout streak representing the longest in professional football.

Fifth Best Since 1970 NFL/AFL Merger — The Broncos' 449-337-6 (.571) record in the regular season since the 1970 merger ranks fifth in the NFL during those 51 seasons.

TOP RECORDS AMONG NFL TEAMS, 1970-2020 (regular season only)

Franchise	Record	Pct.
1. Pittsburgh Steelers	486-303-3	.616
2. Dallas Cowboys	459-333-0	.580
3. New England Patriots	456-336-0	.576
4. Miami Dolphins	452-338-2	.572
5. Denver Broncos	449-337-6	.571

CHARTING THE BRONCOS' 15 DIVISION TITLES

Year	Record	AFC Playoff Record	Level Reached
1977*	12-2	2-0	Super Bowl XII
1978	10-6	0-1	AFC Divisional Playoff
1984	13-3	0-1	AFC Divisional Playoff
1986	11-5	2-0	Super Bowl XXI
1987*	10-4-1	2-0	Super Bowl XXII
1989*	11-5	2-0	Super Bowl XXIV
1991	12-4	1-1	AFC Championship
1996*	13-3	0-1	AFC Divisional Playoff
1998*	14-2	2-0	World Champions
2005	13-3	1-1	AFC Championship
2011	8-8	1-1	AFC Divisional Playoff
2012*	13-3	0-1	AFC Divisional Playoff
2013*	13-3	2-0	Super Bowl XLVIII
2014	12-4	0-1	AFC Divisional Playoff
2015*	12-4	2-0	World Champions

*denotes seasons in which Broncos secured homefield advantage throughout AFC Playoffs.

Denver Tied for Second in Super Bowl Appearances — The Broncos made their eighth Super Bowl appearance against Carolina on Feb. 7, 2016, and that total ties for the second most in NFL history. Winners of three Super Bowls (XXXII, XXXIII, 50), the Broncos are one of just nine NFL teams to win a trio of World Championships.

MOST SUPER BOWL APPEARANCES, NFL HISTORY

Franchise	App.	Games (wins asterisked)	Rec.
1. New England Patriots	10	XX, XXXI, XXXVI*, XXXVII*, XXXIX*, XLII, XLVI, XLIX*, LI*, LII, LIII	6-5
2. Denver Broncos	8	XII, XXI, XXII, XXIV, XXXII*, XXXIII*, XLVIII, 50*	3-5
Dallas Cowboys	8	V, VI*, X, XII*, XIII, XXVII*, XXVIII*, XXX*	5-3
Pittsburgh Steelers	8	IX*, X*, XIII*, XIV*, XXX, XL*, XLIII*, XLV	6-2
5. San Francisco 49ers	7	XVI*, XIX*, XXIII*, XXIV*, XXIX*, XLVII, LIV	5-2

Homefield Advantage — The Broncos' 285-130-4 (.686) overall record (reg. + postseason) at home since the 1970 Merger is the second best in the NFL. Denver owns a 268-125-4 (.681) home record in the regular season since 1970 and is 17-5 (.773) in the postseason at home during this time.

TOP FIVE OVERALL HOME RECORDS, NFL, 1970-2019

Team	Regular Season	Postseason	Total	Pct.
1. Pittsburgh	285-110-1 (.721)	21-11 (.656)	306-121-1	.716
2. Denver	268-125-4 (.681)	17-5 (.773)	285-130-4	.686
3. Baltimore	138-61-1 (.693)	3-4 (.429)	141-65-1	.684
4. New England	260-136-0 (.657)	23-5 (.821)	283-141-0	.667
5. Minnesota	264-132-1 (.666)	12-8 (.600)	276-140-1	.663



uhealth

TRAINING CENTER



UHealth Training Center is the state-of-the-art facility for the Denver Broncos located in Englewood, Colo.

The team's suburban headquarters, which spans 25.5 acres in the expanding Dove Valley Business Park in South Arapahoe County, consists of three separate buildings:

- Paul D. Bowlen Memorial Broncos Centre (completed in 1990)
- Strength & Conditioning Complex (completed in 2004)
- Pat Bowlen Fieldhouse (completed in 2014)

Since the 2014 offseason, the Broncos have invested more than \$60 million to renovate its existing facility and construct an indoor practice facility adjacent to the team's current headquarters. The capital improvement plan at UHealth Training Center, which has made the Broncos' headquarters one of the elite training facilities in all of professional sports, included:

- Expanding the Paul D. Bowlen Memorial Broncos Centre by 27,490 square feet and renovating the lobby, team meeting room, training room, player locker room, media room and other existing infrastructure.
- Constructing a new commercial kitchen and cafeteria as well as new video operations and football technology offices.
- Building a 115,000 square-foot indoor practice facility—the Pat Bowlen Fieldhouse—west of the current practice fields that includes an 85,000 square-foot fieldhouse as well as a 30,000 square-foot support space.
- Adding more than 3,000 square feet of conference space along with several new offices and workspaces.
- Updating the strength and conditioning facilities with new performance flooring, equipment and decor.
- Enhancing the new indoor full-length field with a locker room and football service area.
- Accompanying the Pat Bowlen Fieldhouse with meeting spaces, a TV/digital studio and a Broncos retail outlet.
- Improving the training camp experience for fans by creating a larger public viewing area, including new ADA seating, adding additional parking and improving restroom facilities.
- Modernizing and expanding main team meeting room by 1,650 square feet in addition to updating all of the breakout position group meeting rooms.



UCHealth Training Center



The three outdoor natural grass fields have underground tubing to prevent the turf from freezing and allow the Broncos to practice year-round on unfrozen natural grass.



The indoor practice field inside the Pat Bowlen Fieldhouse enables the team to utilize a full-length field in a climate-controlled environment.



The team's dining hall, featuring a full kitchen and a Gatorade Fuel Bar, keeps players, coaches and staff fed year round.



The team auditorium, renovated in 2018, includes 136 fixed seats and covers 3,813 square feet.




The training room includes therapy pools, a player recovery room and cryotherapy chambers.



The 9,000-square-foot weight room was renovated in 2020 with new performance flooring, equipment and decor.



The Broncos can accommodate thousands of fans during training camp practices at UCHealth Training Center.




The Broncos completed a million-dollar player locker room renovation project during the 2016 offseason.

DID YOU KNOW?

The Broncos' original headquarters consisted of a Quonset hut on Clay Street near Bears Stadium, the team's home field. In the mid-1960s, the franchise moved into a different facility at 5700 Logan Street in North Denver. The series of small buildings served as the club's home until the UCHealth Training Center in Englewood, Colo., was completed in 1990.





Pat Bowlen, who owned the Denver Broncos from 1984-2019, died on June, 13, 2019, at the age of 75 after a courageous battle with Alzheimer's disease.

He is survived by his wife, Annabel, and his seven children: Amie, Beth, Patrick, Johnny, Brittany, Annabel and Christianna.

A 2019 Pro Football Hall of Fame selection, Mr. Bowlen guided the Broncos during his 35-year ownership with a simple phrase: "I want to be No. 1 in everything." He was introduced as majority owner of the Broncos on March 23, 1984, and made it clear throughout his ownership that he wanted the organization to be focused on winning and making a difference in the community.

"Nobody is going to care whether the team is worth a billion dollars or whatever," Bowlen once said. "That doesn't matter. It's more about how successful you were as an organization and as a team on the field and in the community."

With his immeasurable impact on the Broncos, the NFL and the community, Mr. Bowlen firmly established himself as one of the greatest contributors in professional football history.

TEAM CONTRIBUTIONS

Affectionately referred to as "Mr. B" by many, Pat Bowlen built a culture of winning within the Broncos that resulted in unprecedented sustained success. The Broncos posted as many Super Bowl appearances (7) as losing seasons under Mr. Bowlen, including the club's back-to-back World Championships following the 1997 and 1998 seasons and its victory in Super Bowl 50 after the 2015 season.

The first owner in NFL history with 300 wins over his first 30 years, Mr. Bowlen frequently said that the word "rebuilding" was not in his vocabulary. He had an annual training camp tradition of predicting a 19-0 record and Super Bowl victory for the Broncos.

"One thing that's important to me is that we put a team on the field that can contend," Bowlen once said. "I like to think that [the Broncos] are going to win the Super Bowl every year. I get a thrill out of that, and I know how much that means to Colorado and to Denver."

The Broncos averaged more than 10 wins per year during Pat Bowlen's 35 seasons, tying for the second-best overall winning percentage of all NFL teams (.596, 354-240-1) and posting a league-high 199 regular-season home wins. Among the 123 major North American professional sports franchises (NFL, NBA, NHL, MLB), only the San Antonio Spurs, New England Patriots and Los Angeles Lakers had a better overall winning percentage than the Broncos under Mr. Bowlen.

No NFL owner during the last 35 seasons had more winning seasons (21) and playoff berths (18) than Mr. Bowlen, who helped Denver become the only team with 90+ wins over each of his first three decades of ownership. Denver posted a league-low seven losing seasons under Mr. Bowlen while being the only team to rank among the top five in wins during both the pre-free agency (1984-92, 96 wins, T-4th) and post-free agency (1993-2018, 258 wins, 4th) eras of his ownership.

Only one owner in NFL history has presided over more Super Bowl appearances (7) than Pat Bowlen, who made it clear that winning would always be the organization's top priority.

"As far as the business of football, winning is everything," Bowlen once said. "It doesn't matter what it is worth. If you are worried about what it is worth, get into some other business."

Inducted into the Broncos Ring of Fame in 2015, Mr. Bowlen is the only owner in NFL history whose teams appeared in Super Bowls with four different head coaches—Dan Reeves (1986-87, '89), Mike Shanahan (1997-98), John Fox (2013) and Gary Kubiak (2015). This past season, he moved into fifth place in NFL history in overall wins (354) among principle owners.



In the office and at practice most every day, Mr. Bowlen once spoke of his approach to football management by saying, “This business is unique. You have to have people you trust pick the talent and coach the talent and get out of the way. I know the bottom line is winning. I also know when and what to contribute from a leadership standpoint.”

A testament to the success and popularity of the Broncos under Pat Bowlen, no NFL team had more home game sellouts—all 300 possible regular season and playoff games—than the Broncos during his ownership. The Broncos also played in nearly 350 nationally televised games during his ownership, including an AFC-best 132 prime-time games, with local TV ratings consistently ranking among the highest in the league.

The Broncos’ popularity with fans under Pat Bowlen was confirmed in 2014 when the team earned the distinction of being named “America’s Team” in a national Harris Poll.

“This is their team,” Bowlen once said when referring to the fans. “It’s not my team. I think if you manage your club well, the fans appreciate that. They have a stake in it, too.”

Held in the highest regard by Broncos fans and around the NFL, Mr. Bowlen’s reputation was recognized in 2000 when he finished first in an ESPN poll that asked, “Which NFL owner would be the best to play for?” He also has been nominated numerous times for Executive of the Year by various media publications.

Pat Bowlen was unwavering in his support of the thousands of players he proudly called Broncos alumni, creating the team’s Ring of Fame in 1984 as one of his first contributions as owner. Famously proclaiming, “This one’s for John,” after John Elway and the Broncos won their first Super Bowl during the 1997 season, Mr. Bowlen had a special relationship with players throughout his ownership.

Entering the facility most days through a back entrance near the loading dock, Mr. Bowlen would first stop in the training room to visit with players and staff before heading up to his office. He shared a close friendship with many long-time staff members, including 44-year athletic trainer Steve “Greek” Antonopoulos, whom the Bowlen family selected to be his presenter for his Pro Football Hall of Fame induction.

In an effort to deflect attention and praise toward players, staff and the fans, Mr. Bowlen would often say, “It’s not about me” when asked about the success of the Broncos.

“I would much rather operate behind the curtain and let the athletes and coaches be the entertainment,” Bowlen once said. “I think that’s the way that it should be.”

NATIONAL FOOTBALL LEAGUE CONTRIBUTIONS

In addition to his indelible impact on the Denver Broncos, Pat Bowlen firmly established himself as one of the game’s greatest contributors through his tireless efforts to help grow the National Football League. As recently noted by former NFL Commissioner Paul Tagliabue, Mr. Bowlen was the only owner who was heavily involved in all four areas of league growth during the late 1980s and early 1990s: television, labor, stadium development and international play.



One of the longest-tenured owners in NFL history, Mr. Bowlen served on 15 different league committees during his time as Broncos owner—the third-most committee assignments of any owner all-time. Over the course of his career, he had the rare feat of serving as the chairman of both the prestigious NFL Broadcasting Committee and NFL Management Council Executive Committee (labor). Pat Bowlen also served on several other prominent league committees, including NFL Films (chairman), Compensation (co-chair), Pro Football Hall of Fame, NFL Network, Finance, International and Workplace Diversity.

When other professional sports leagues struggled with labor issues and economics, Mr. Bowlen emphasized that the NFL could not lose sight of what mattered the most—the fans.

“I think there’s a lesson there,” Bowlen once said. “It’s about the connection with the fans... There’s a lot of competition in [the market] for the sports dollar. I, and this organization, we are very cognizant of that.”

In his role as chair of the NFL Broadcast Committee, Mr. Bowlen was a crucial part of the negotiations for the league’s \$18 billion TV deal in 1998 that marked the most lucrative single-sport contract in history. His innovation and vision to grow the game on television was recently recognized by former NBC Sports Chairman Dick Ebersol, who referred to Mr. Bowlen as “the single major force in the creation of Sunday Night Football.”

Mr. Bowlen’s efforts on the broadcasting and NFL Network committees also were instrumental in the creation and growth of NFL Network, which was launched in 2003.

Through his work as co-chair of the NFL Management Council Executive Committee, Pat Bowlen helped ensure decades of labor peace through his impact on Collective Bargaining Agreement negotiations. He played a key role in the six-year extension of the Collective Bargaining Agreement in 2006 and again was part of the new CBA discussions for the 10-year extension in 2011.

In March 2005, Mr. Bowlen noted the importance of compromise between the NFL and NFLPA to ensure labor peace.

"I think it's important for everybody to get it done," Bowlen said. "We've had labor peace for a long time. I was on the original committee that negotiated the deal we're now operating under... There's going to be a lot of money in the system and in my opinion, the NFLPA and the National Football League have to look at that and say 'OK, what's fair?' There's going to be a lot of money in the system—It's not like there won't be enough for everybody."

Beyond advocating for the prosperity of the NFL in the United States, Pat Bowlen was a strong proponent of international growth. He volunteered the Broncos to play eight international games in six different countries (7 American Bowl, 1 International Series) during his ownership, marking the third-most such games in league history.

COMMUNITY CONTRIBUTIONS

Inducted into the Colorado Sports Hall of Fame in 2007, Pat Bowlen's championship mentality included an extraordinary commitment to the community. He felt a strong responsibility for the organization to be invested in the Rocky Mountain Region, once saying, "It's important to me that this organization lives up to the high reputation and that people connect the Denver Broncos with Colorado."

As chairman of the board of Denver Broncos Charities, Mr. Bowlen donated more than \$35 million to charitable organizations in the Denver area since the inception of that fund in 1993. His status and reputation as an owner were recognized locally in 2013 when he received the Mizel Institute Community Enrichment Award, the region's most prestigious philanthropic accolade, for his community leadership and commitment to the city of Denver and state of Colorado.

The longest-tenured owner in Colorado sports history, Pat Bowlen was the only owner in professional sports whose team fully funded its own branch of the Boys & Girls Clubs of America. Opening its doors in 2003, the Denver Broncos Boys & Girls Club recently celebrated its 15th season impacting youth.

Mr. Bowlen helped the Denver Broncos Boys & Girls Club expand in 2008 with the addition of the Darrent Williams Memorial Teen Center, which is named in honor of the late Broncos cornerback who died in 2007. His long-standing commitment to the Boys & Girls Club was recognized in 2017 when a youth development park in Commerce City, Colo., was dedicated as "Pat Bowlen Field."

In addition to his own philanthropic outreach, Pat Bowlen was a strong supporter of the players serving as positive role models and giving back to the community.

"The league is a big influence on young people's lives, and we've got to set an example," Bowlen once said.

"The players are where it starts. Nobody cares about Pat Bowlen—I don't even register on the meter. These young football players are looked up to by lots of younger people, and they have to make sure they're sending the right message. And we'll do everything we can to help them understand that."

Taking great pride in calling Denver his home, Mr. Bowlen was inducted into the VISIT Denver Tourism Hall of Fame in 2010 and the Colorado Business Hall of Fame in 2015 for his unwavering commitment toward the region. A University of Denver Board of Trustees member, Mr. Bowlen in 2010 donated \$1.5 million toward a new training center for the school's athletics department that is named "The Pat Bowlen Training Center."

"I call it sort of a Western mentality," Bowlen once said. "We're proud to be Coloradoans and we're proud to live in Denver. We really stick up for our city and we really stick up for our sports teams."

Although Mr. Bowlen had a reduced role with the Broncos in recent seasons as he focused on his battle with Alzheimer's disease, he continued to have a positive impact on the community. The public announcement of his Alzheimer's diagnosis in July 2014 has helped raise awareness and funds for a disease that currently affects more than 5.8 million Americans.



The Broncos have joined with the Bowlen family in taking an active role in the Alzheimer's community following Mr. Bowlen's diagnosis, including the team adding the Alzheimer's Association Colorado Chapter as a flagship community partner. Led by Pat Bowlen's wife, Annabel, the Bowlen family and the Broncos, "Team Super Bowlen" has raised nearly \$500,000 during the last five "Walk to End Alzheimer's" in Denver.

The Broncos this past season hosted their inaugural "Alzheimer's Awareness Day" at UCHealth Training Center during a training camp practice, encouraging all fans to wear purple in support of the Bowlen family and many others affected by Alzheimer's. The event raised more than \$40,000 as the largest fundraising day ever for the "Walk to End Alzheimer's" in Colorado.

PERSONAL



Pat Bowlen's impact on the Denver sports landscape extended beyond the Broncos as he helped bring a pair of professional sports franchises to the city.

He served as a part owner of the Arena Football League's Colorado Crush from their inaugural season in 2003 through 2008 with that franchise making five consecutive playoff appearances ('04-'08), including its ArenaBowl XIX win in 2005. Mr. Bowlen brought Major League Lacrosse to Denver in 2006 when he founded the Denver Outlaws, which have advanced to the championship game eight times and won three titles (2014, '16 and '18).

A dedicated athlete and competitor, Pat Bowlen maintained an active lifestyle throughout his entire life. He competed in numerous marathons and triathlons, including the Ironman Triathlon in Hawaii—an event in which one must swim 2.4 ocean miles, ride 112 miles on a bicycle and run 26.2 miles, all consecutively.

In February 1984, Mr. Bowlen finished 135th out of 1,100 entrants in the Ironman Triathlon in Hawaii, where he maintained a home on Oahu.

Born on Feb. 18, 1944, in Prairie du Chien, Wis., Pat Bowlen attended Campion High School in Prairie du Chien, competing on its football, hockey and track teams. He attended the University of Oklahoma, where he played freshman football (wide receiver) and went on to earn degrees in both business (1965) and law (1968).

Mr. Bowlen, who played defensive back for the Edmonton Huskies of the Canadian Junior Football League in 1962 and was part of the club's first national championship (Little Grey Cup), began a law practice in Edmonton after graduating college. After successful careers in oil, gas and real estate in Canada, he went on to purchase the Denver Broncos in 1984.

"In my late 30s, I got serious about doing something different," Bowlen once said. "I wanted to be deeply involved in an exciting people business of some kind."

Introduced as the Broncos' owner at a press conference on March 23, 1984, Bowlen immediately demonstrated his humility and singular focus on the Broncos that would help define his 35-year Pro Football Hall of Fame career.

"I'm not involved in football for ego gratification or for the publicity that surrounds it," he said that day. "I'm involved in it for a career."



PAT BOWLEN ERA MARKED BY ACHIEVEMENT

NFL COMPARISON (1984-2018)

FEWEST LOSING SEASONS

Denver	7
New England	7
Pittsburgh	7
Houston^	8
Green Bay	9
^Began play in 2002	

NUMBER OF REG. SEASON WINS

New England	346
Pittsburgh	334
Denver	333
San Francisco	320
Green Bay	316

DIVISION TITLES

New England	19
Pittsburgh	15
Denver	13
San Francisco	13
Indianapolis	11

PLAYOFF APPEARANCES

New England	22
Pittsburgh	20
Green Bay	19
San Francisco	19
Denver	18

PLAYOFF GAMES

New England	52
Pittsburgh	40
San Francisco	39
Green Bay	38
Denver	36

CONF. CHAMPIONSHIP GAMES

New England	15
San Francisco	11
Pittsburgh	10
Denver	9

SUPER BOWL APPEARANCES

New England	11
Denver	7
N.Y. Giants	5
San Francisco	5
Buffalo	4
Pittsburgh	4

WORLD CHAMPIONSHIPS

New England	6
N.Y. Giants	4
San Francisco	4
Denver	3
Dallas	3

AFC WEST COMPARISON (1984-2018)

DENVER WINS VS. AFC WEST

vs. L.A. Chargers	44
vs. Oakland	41
vs. Kansas City	39

DIVISION TITLES

Denver	13
Kansas City	8
L.A. Chargers	7
Oakland	5

REG. SEASON DIVISIONAL WINS

Denver	148
Kansas City	139
Oakland	108
L.A. Chargers	106

FEWEST LOSING SEASONS

Denver	7
Kansas City	12
L.A. Chargers	14
Oakland	18

NUMBER OF REG. SEASON WINS

Denver	333
Kansas City	296
L.A. Chargers	270
Oakland	251

PLAYOFF APPEARANCES

Denver	18
Kansas City	16
L.A. Chargers	10
Oakland	9

PLAYOFF GAMES

Denver	36
Kansas City	21
L.A. Chargers	18
Oakland	15

CONF. CHAMPIONSHIP GAMES

Denver	9
Oakland	8
Kansas City	2
L.A. Chargers	2

SUPER BOWL APPEARANCES

Denver	7
L.A. Chargers	1
Oakland	1
Kansas City	0

WORLD CHAMPIONSHIPS

Denver	3
Kansas City	0
L.A. Chargers	0
Oakland	0



JOE ELLIS

PRESIDENT & CEO

Joe Ellis is in his 11th season as President of the Denver Broncos in 2021 and his eighth year as Chief Executive Officer after adding those responsibilities in 2014.

In his 27th overall season with the Broncos, Ellis owns extensive experience and expertise at both the club and league level through his 30-plus years in the NFL. Having worked with late Pro Football Hall of Fame Owner Pat Bowlen for nearly three decades, Ellis has been entrusted to operate the team with full authority while serving as the Broncos' representation for all league matters.

Under Ellis' direction, the Broncos enter the 2021 season positioned at or near the top of the NFL in numerous key areas. The Broncos' accomplishments under Ellis include on-field success, local popularity, national prominence, record-breaking attendance, acclaimed philanthropic involvement and robust local television ratings.

The team has won five AFC West Division titles since Ellis was named team president in 2011. During that time, Denver has posted the eighth-most overall wins (96) in the NFL, including a victory in Super Bowl 50 following the 2015 season and two AFC Championship Game home wins ('15 and '13).

Ellis' leadership skills and business knowledge have helped the Broncos strengthen their reputation as one of the most successful and fan-friendly franchises in all of professional sports. He has earned significant recognition from his peers and throughout the Rocky Mountain Region for the Broncos' emphasis on community involvement and civic responsibility.

Calling Colorado his home for more than 20 years, Ellis brings a comprehensive understanding of what the Denver Broncos mean to the state and surrounding community. The Broncos' positive presence and impact in the region during Ellis' tenure with the team has evoked inspiration and action through numerous flagship partnerships and other community initiatives.

As an organization, the Broncos' outreach has grown to include comprehensive programming in the areas of Youth Development, Quality of Life, Health & Wellness, Youth Football and Civic Engagement. The team's community outreach has earned national recognition with back-to-back distinctions from 2020-21 as 1-of-4 franchises in all of sports named a finalist for ESPN's Sports Humanitarian Team of the Year Award. Ellis and the Broncos also were selected to receive the 2021 Mizel Institute Community Enrichment Award for outstanding philanthropic support and contributions in the community.

Under Ellis' guidance, the Broncos have continued their 51-year sellout streak—the longest active streak in professional sports. Their record-setting home attendance mark also is complemented by impressive local television rating figures that consistently rank among the league leaders.

The club has made its gameday experience a priority under Ellis, embracing innovation and technology to improve fan engagement, satisfaction and safety. Ellis worked to secure a \$30 million investment in Empower Field at Mile High during the 2013 offseason that increased the size of its scoreboard by three times while enhancing all stadium audio/visual elements, suites and concourses.

The Broncos have also invested in a robust Wi-Fi system at Empower Field at Mile High to ensure the venue is among the most mobile-friendly in the world. During the last two offseasons, the Broncos' home stadium has enjoyed its highest-attended summer event series, featuring world-renowned musical acts, international sporting events and festivals.

Overseeing more than \$60 million in major renovations at UCHHealth Training Center starting in 2014, Ellis has helped make the Broncos' training facility one of the most elite in all of sports. The capital improvement projects include the construction of a 115,000 square-foot indoor practice facility—the Pat Bowlen Fieldhouse—in 2014 and significant renovations to the team's offices, auditorium and training room in 2018.

Widely respected within the NFL and the sports industry, Ellis has cultivated strong relationships both locally with community leaders as well as nationally with key league executives and business partners. He has established a solid structure at the top of the organization along with an overall direction that has poised the Broncos for sustained success both on and off the field.

Ellis worked closely with Mr. Bowlen to hire President of Football Operations John Elway in January 2011, bringing back the Broncos' Pro Football Hall of Fame quarterback and giving him the responsibility of building a championship football team. A decade later, he worked with Elway to bring George Paton on board as general manager.

Ellis maintains daily communication with Elway, Paton and Head Coach Vic Fangio regarding all football matters.

With comprehensive experience in the areas of stadium operations and personnel management, Ellis' numerous responsibilities with the club's business operations include overseeing its financial

management, marketing and sales, public relations, community development, ticket operations and facilities.

A driving force behind the opening of Empower Field at Mile High in 2001, Ellis oversees Stadium Management Company (SMC), which operates and manages the state-of-the-art facility. During his participation in all aspects of the stadium's administration and development, he has worked very closely with important members of the political, business and civic communities that comprise the cultural fabric of Denver.

Before he was named team president, Ellis spent 2008-10 as the Broncos' chief operating officer and 1998-2007 as the club's executive vice president of business operations. He began his 20+year relationship with the Broncos in 1983 as their director of marketing, leading the club's promotional efforts for three seasons.

Ellis left the Broncos following the 1985 season to obtain his master's degree from the J.L. Kellogg School of Management at Northwestern University. He graduated from Northwestern in 1988 and joined the NFL in 1990 as vice president of club administration and stadium management.

With the NFL, Ellis was involved in several aspects of league operations with a strong focus on new stadium development. Most notably, he held a vital role in the league's oversight of the Cleveland Browns' successful re-entry into the NFL in 1999.

Ellis worked closely with Roger Goodell during his time at the league office, building a strong professional association and friendship with the future NFL commissioner.

Named *ColoradoBiz's* CEO of the Year in 2017, Ellis' long-standing leadership, dedication and contributions to the city and state were also recognized that year with his induction into the Denver and Colorado Tourism Hall of Fame.

Ellis represents the Broncos on numerous boards and civic organizations in the metropolitan area, including his role as Board President of Broncos Charities. He received a bachelor's degree in 1980 from Colorado College, which named him to its Board of Trustees in 2018.

Ellis is married to Ann and the couple has three children: sons Si and Zander, and daughter Catherine.



JOHN ELWAY

PRESIDENT OF FOOTBALL OPERATIONS

John Elway, a dynamic leader with experience guiding the Broncos to World Championships as both a player and a general manager, enters his 11th season with the Broncos in 2021 and is the President of Football Operations. He was hired by late Owner Pat Bowlen on Jan. 5, 2011.

Inducted into the Pro Football Hall of Fame following a magnificent 16-year career as a quarterback with the Broncos from 1983-98 that included five Super Bowl appearances and two World Championships, Elway oversees the team's football operations which is led by General Manager George Paton.

Elway has infused the club's football operations with a winning culture and a positive approach toward building a championship team. In his 26 seasons with the franchise—16 as a player and 10 as an executive—the Broncos have more Super Bowl appearances (7) than losing seasons (6).

A member of the NFL's prestigious Competition Committee since 2017, Elway's vision and aggressive approach toward free agency and the NFL Draft guided the Broncos' unprecedented progress in his 10 seasons as the club's lead football executive. He was the only general manager in the NFL during that span who acquired future Pro Bowl players (17 for 37 total selections) through the NFL Draft, street free agency, unrestricted free agency and college free agency.

Inheriting a Broncos team that finished 4-12 in 2010, Elway has overseen a drastic turnaround in which Denver has posted the eighth-best overall win percentage (.565 / 96-74) in the NFL since 2011 while capturing five AFC West Division titles and appearing in two Super Bowls. The highlight of Elway's tenure as general manager was guiding the franchise to its third World Championship in 2015 with a 24-10 win against Carolina in Super Bowl 50.

In becoming the first individual to start at quarterback for a Super Bowl winner and return as a general manager to win another, Elway was tabbed as 2015 Executive of the Year by multiple outlets, including *ESPN.com* (John Clayton). He also received the 2016 Jack Horrigan Award from the Pro Football Writers of America for his qualities and professional style in dealing with the media.

The Broncos have been among the NFL's most active clubs in improving its roster under Elway. He has aggressively utilized the NFL Draft (including 16 compensatory picks in the last seven years), free agency, trades and waiver acquisitions to assemble championship-caliber teams and bring youth to the current roster.

The last three offseasons Elway oversaw (2018-20) were arguably his best as a general manager,

yielding five players who were selected to the NFL's All-Rookie Team (RB Phillip Lindsay & OLB Bradley Chubb, 2018; TE Noah Fant & G Dalton Risner, 2019; C Lloyd Cushenberry, 2020). Other recent additions include Pro Bowl wide receiver Courtland Sutton and All-Pro safety Justin Simmons.

The architect of the highest-scoring offense in NFL history (606 pts.) in 2013 and the league's No. 1-ranked defense (283.1 ypg) two years later, Elway has shown the ability to build uniquely different championship caliber teams.

With an innate understanding of the chemistry required of a Super Bowl championship team, Elway made a bold move in 2015 to position Denver to return to the NFL's mountaintop. Coming off four consecutive AFC West titles, he hired Gary Kubiak, a highly regarded and accomplished head coach who had been a part of three previous Super Bowl-winning staffs.

The Broncos' 2015 championship squad contained the perfect blend of talent, experience and discipline, as evidenced by its NFL-record 11 wins by a touchdown or less.

Denver's suffocating defense, in true championship form, held its three playoff opponents—featuring three of the top-four scoring offenses in 2015—to nearly half (50.7%) of their average regular-season point totals. Seven-time All-Pro linebacker Von Miller, who was Elway's first draft pick as an executive in 2011, became just the 10th defensive player to be named Super Bowl MVP after totaling 2.5 sacks and two forced fumbles in a dominating performance against the Panthers.

The quarterback of the Broncos' 2015 Super Bowl-championship team was Peyton Manning, a future Pro Football Hall of Famer whom Elway signed as a street free agent in 2012. Manning was named NFL Comeback Player of the Year in his first season with the Broncos before earning his unprecedented fifth NFL Most Valuable Player Award from the Associated Press in 2013.

Elway's 2014 free agent class—Emmanuel Sanders, Aqib Talib, T.J. Ward and DeMarcus Ware—made the Broncos just the second team in league history (Carolina, 1996) to sign four players who made the Pro Bowl in their first year with the team. Denver's 11 Pro Bowl selections in 2014, which included college free agent signees running back C.J. Anderson (2013) and cornerback Chris Harris Jr. (2011), represented the most in the NFL and set a team record.

Denver's 2013 squad, which advanced to Super Bowl XLVIII, was more than 90 percent comprised of players acquired or re-signed by Elway. The Broncos' record-setting offense received key contributions from Manning (NFL MVP) as well as unrestricted free agents Louis Vasquez (first-team AP All-Pro guard) and Wes Welker (career-high 10 TD receptions).

The Broncos' 2012 campaign, which included 11 consecutive victories by at least seven points to end the regular season, made Elway the first executive in the Super Bowl era to lead a four-win improvement and deliver a division title in each of his first two years with a team. Elway was recognized nationally by finishing second in The Sporting News' 2012 Executive of the Year voting.

During his first year in his new role in 2011, Elway immediately made his mark as an NFL executive by guiding the Broncos to an historic turnaround. He assembled a team that became only the third since the 1970 NFL merger to win its division and a playoff game with a new head coach following four or fewer wins the previous season.

His first NFL Draft class in 2011, which included AP NFL Defensive Rookie of the Year Miller and future Pro Bowler Julius Thomas, produced the second-most starts (56) in the league that season. Free-agent running back Willis McGahee earned Pro Bowl recognition after leading the NFL's top rushing offense with 1,199 yards.

Elway's initial decision leading the Broncos' football operations was hiring John Fox as the 14th head coach in team history in 2011. Fox proved to be the perfect fit to start the team's turnaround, finishing third in the Associated Press' NFL Coach of the Year voting that year en route to helping the team make four consecutive playoff appearances.

Off the field, Elway has spearheaded several innovative efforts to achieve and sustain success for the football team. In 2011, the Broncos became the first NFL team to hire four full-time strength and conditioning coaches to implement adaptive training regimens for players. The team also offers a full-service kitchen and nutrition staff to optimize player performance through customized diet plans.

The Broncos under Elway have embraced various methods of football analytics as a tool to support evaluations and situational decisions. Additionally, the team has been at the forefront of equipment testing and technology to maximize the health, safety and performance of its players.

Before joining the Broncos as an executive, Elway worked for the Broncos as a consultant in 2010 following more than a decade of gaining significant football and business experience.

In eight years as co-owner and chief executive officer of the Arena Football League's Colorado Crush (2002-09), Elway ran the day-to-day operations of the team from its founding in June 2002. He led the club to an ArenaBowl championship just three years later.

Elway was also heavily involved in the Crush's business operations, including marketing, promotions and sponsorships, with his efforts resulting in the club being recognized as a premier franchise on and off the field. He was named AFL Executive of the Year in 2003, a season in which the Crush won the Commissioner's Award presented annually to the most outstanding AFL franchise, and was

honored as co-recipient of the 2005 Founders Award for his contributions to the AFL and its growth.

During his time with the Crush, Elway worked closely with Bowlen, who served as one-third owner of the franchise beginning with its inception. He held various committee assignments, including working as co-chair of the AFL's competition committee and chairman of the league's executive committee beginning in 2007.

The starting quarterback for the Broncos in five Super Bowls, Elway capped off his tenure as a player for the organization in 1998 by winning Most Valuable Player honors in Super Bowl XXXIII after leading the Broncos to their second consecutive World Championship. He retired as the all-time winningest starting quarterback in NFL history with a career mark of 148-82-1 (.643) while finishing with the second-most passing yards (51,475) and third-most passing touchdowns (300) in league annals.

Always driven by pressure, Elway directed the Broncos on a league-record 47 fourth-quarter or overtime, game-winning or game-saving drives in his legendary career. He also earned a franchise-record nine Pro Bowl selections and was named the NFL's Most Valuable Player in 1987.

A 1999 inductee into the Denver Broncos Ring of Fame and the Colorado Sports Hall of Fame, Elway was enshrined into the Pro Football Hall of Fame in 2004.

Elway has devoted his time to numerous charitable causes during his three-plus decades in Denver. In addition to starting the Elway Foundation in 1987 to assist in the prevention and treatment of child abuse, he has supported several other organizations, including the Heroes Foundation, the Buoniconti Fund to Cure Paralysis, the Muhammad Ali Parkinson Center and Make-A-Wish Foundation. Along with his wife, Paige, he has collaborated with the Barbara Davis Center for Childhood Diabetes and volunteered with the Boys and Girls Club of Metro Denver.

In 2017, Elway was the recipient of the prestigious Mizel Institute Community Enrichment Award honoring his outstanding contributions in sports, business and philanthropy while significantly enhancing the lives of others in the region.

He graduated from Stanford University with a bachelor's degree in economics while concluding his collegiate playing career with five major NCAA Division I-A records and nine major Pacific-10 Conference marks. As a senior, Elway was a consensus All-American and finished second in the Heisman Trophy balloting in addition to setting virtually every Pac-10 and Stanford career passing record en route to being the No. 1 overall selection in the 1983 NFL Draft.

A highly touted athlete from Granada Hills High School (Calif.), Elway also played baseball (outfielder/pitcher) at Stanford and was twice selected in the Major League Baseball Draft (18th round by Kansas City in 1979 and second round by the New York Yankees in 1981). He was named the Yankees' top prospect by Baseball America and played outfield for the club's short-season Single-A affiliate Oneonta Yankees (N.Y.) in the summer of 1982.

Elway's late father, Jack, retired from the Broncos in 2000 after seven years with the club, including the last five as the team's director of pro scouting. Born on June 28, 1960, John is married (Paige) and has four children: daughters Jessica Gwen, Jordan Marie and Juliana, and son Jack.



GEORGE PATON

GENERAL MANAGER

George Paton, a 25-year personnel executive with a wealth of NFL experience overseeing year-round personnel transactions, enters his first season as general manager of the Denver Broncos. He was hired on Jan. 13, 2021.

Paton (pronounced: Peyton) joins the Broncos after most recently serving as Minnesota's Vice President of Player Personnel/Assistant General Manager. During his 14 seasons with the Vikings, he worked directly with General Manager Rick Spielman on all salary cap and player acquisition decisions in addition to helping establish the team's analytics department.

Paton earned two formal promotions with the Vikings, holding titles of Director of Player Personnel (2007-11) and Assistant General Manager (2012-20) before adding the VP of Player Personnel role in 2018. Prior to joining Minnesota, he spent six seasons as Director of Pro Personnel with Miami (2001-06), working with Head Coach Nick Saban during his final two years with the team.

Paton started his NFL career with Chicago in 1997 as a scouting assistant, ascending to Pro Scout from 1998-99 and Assistant Director of Pro Personnel from 2000-01 before joining Spielman in Miami.

In Paton's 14 seasons with Minnesota (2007-20), the Vikings made six playoff appearances—with six different starting quarterbacks—while winning four division titles and advancing to a pair of NFC Championship Games. He played a key role in the Vikings' acquisition of 22 Pro Bowlers through the draft (15), college free agency (2), veteran free agency (4) and trade (1) during his time in Minnesota.

No team has selected more future Pro Bowlers (13) than the Vikings during the last 10 NFL Drafts (2011-20). These acquisitions include wide receiver Justin Jefferson (2020), running back Dalvin Cook (2017), defensive end Danielle Hunter (2015), wide receiver Stefon Diggs (2015), linebacker Anthony Barr (2014), cornerback Xavier Rhodes (2013) and safety Harrison Smith (2012).

Of the 15 first-round selections by the Vikings during Paton's involvement with the team's draft (2008-20), four rookies were chosen to the Pro Bowl—including Offensive Rookie of the Year Percy Harvin in 2009—while 14 players became primary starters in their initial seasons. The Vikings made 26 first-, second- or third-round draft picks from 2012-2020 with an NFC-best 92.3% of those players still playing in the NFL in 2020.

Paton has also displayed an ability to find impact players such as Cook (2nd round- 2017), linebacker Eric Kendricks (2nd round – 2015), Hunter (3rd round – 2015), wide receiver Adam Thielen (CFA- 2013), tight end Kyle Rudolph (2nd round – 2011) and defensive end Everson Griffen (4th round- 2010) outside of the first round.

Coming off the second-best record in the NFC (50-29-1, .631) from 2015-2019, the Vikings retooled their roster in 2020 and used 15 selections—an NFL record for a seven-round draft. Minnesota's draft haul included Jefferson, who was the only offensive rookie Pro Bowler this year after setting the NFL single-season rookie record for receiving yards (1,400). Jefferson was selected 22nd overall and with one of four picks that were acquired from Buffalo in an offseason trade for Diggs.

In the five seasons preceding 2020, Minnesota earned three playoff appearances (2015, '17 & '19) and made the 2017 NFC Championship Game. Paton helped build three playoff teams during that span quarterbacked by Bridgewater (2015), Sam Bradford/Case Keenum (2017) and Kirk Cousins (2019).

Following a berth in the NFC Championship and a 13-win season in 2017, Minnesota was aggressive in signing unrestricted free-agent Cousins to a three-year contract. He was named to the Pro Bowl during his second season with the team in 2019 and is the league's seventh-rated passer (103.6 rtg.) during the last three seasons.

Bridgewater, who was selected with the last pick of the first-round in the 2014 NFL Draft, led the Vikings to the postseason with an NFC North title and an 11-5 regular-season record in 2015. He would suffer a career-threatening knee injury during training camp in 2016, leading to Minnesota's front office trading for Bradford during training camp.

In 2012, the Vikings made their first of four playoffs appearances in the decade behind second-year quarterback Christian Ponder. Paton was also instrumental in the building of back-to-back NFC North Champions in 2008 and '09 as the Vikings won the second-most games (22) in the NFL during that span.

Quarterback Brett Favre, who was signed as a street free agent and chosen to his 11th career Pro Bowl in 2009, piloted the team to a 12-4 record and a spot in the NFC Championship Game. In 2008, Paton assisted in trading for defensive end Jared Allen, who would go on to make four Pro Bowls with the Vikings. Quarterbacks Gus Frerotte and Tarvaris Jackson split time as starters as the club would win 10 games that season.

Paton was a four-year letter winner as a defensive back at UCLA from 1988-91 before playing professionally in Italy and Austria. He began his career as head coach of the sophomore football team at his alma mater Loyola High School in Los Angeles.

Paton, 51, and his wife, Barbara, have two children: Bella (14) and Beau (11).

BRONCOS ALL-TIME TOP PERSONNEL EXECUTIVES

George Paton, who was named general manager of the Broncos on Jan. 13, 2021, is the club's 15th top personnel executive since the franchise's first year in 1960.

Executive	Title	Year(s)
Dean Griffing	General Manager	1960-61
Jack Faulkner	General Manager/Head Coach	1962-64
Fred Gehrke	Director of Player Personnel	1965-66
Lou Saban	General Manager/Head Coach	1967-71
John Ralston	General Manager/Head Coach	1972-76
Fred Gehrke	Vice President—General Manager	1977-80
Grady Alderman	General Manager	1981-82
Hein Poulus	Vice President—General Manager	1983
John Beake	General Manager	1984-98
Neal Dahlen	General Manager	1999-2001
Ted Sundquist	General Manager	2002-07
Jim Goodman	V.P. of Football Ops./Player Personnel	2008
Brian Xanders	General Manager	2009-10
John Elway	Exec. V.P. of Football Ops./GM	2011-20
George Paton	General Manager	2021-pres.



VIC FANGIO

HEAD COACH

Vic Fangio enters his third season with the Denver Broncos in 2021 after being named the 17th head coach in franchise history on Jan. 10, 2019.

A 42-year coaching veteran with 34 seasons of NFL experience, Fangio was a defensive coordinator for 20 of the last 24 seasons at the NFL or college level before becoming the Broncos' head coach. He served as the Bears' defensive coordinator from 2015-18 after leading the defenses for San Francisco (2011-14), Stanford University (2010), Houston (2002-05), Indianapolis (1999-2001) and Carolina (1995-98).

During his 34 years coaching in the NFL, Fangio has helped 14 different teams to the playoffs across six different organizations. Individually, Fangio has worked with 29 players who have combined for 48 Pro Bowl selections, and he has also coached three members of the Pro Football Hall of Fame—LBs Kevin Greene, Rickey Jackson and Ray Lewis—as well as 1991 NFL Defensive Player of the Year Pat Swilling (LB).

Fangio's defenses have consistently been among the most productive in the NFL in a number of categories, including scoring defense, total yards allowed and fewest penalties. His defenses have ranked in the league's top-five in yards allowed in eight of the last 14 years while placing in the NFL's top-5 in fewest points allowed seven times over that span.

The fourth-most experienced first-time head coach (non-interim) in NFL history, Fangio also oversees Denver's defense. The Broncos under Fangio became the first team since red zone statistics began being tracked in 1995 to lead the league in red zone defense in consecutive years (43.9% on 47-of-107 attempts).

In 2020, outside linebacker Bradley Chubb and safety Justin Simmons earned their first career Pro Bowl selections while tackle Garrett Bolles was named a second-team All-Pro choice by the Associated Press. The Broncos' offense received contributions from 15 first or second-year offensive players who appeared in 5,556 snaps, which were nearly 900 snaps more than any other team in the NFL (Cincinnati, 4,651).

Fangio's impact was immediately felt on the Broncos' defense in 2019 as the unit led the league in red zone defense (39.1%) and finished in the top 12 in key defensive categories: scoring (10th - 19.8 ppg), passing (11th - 225.6 ypg) and total defense (12th - 337.0 ypg). He made several lineup changes in Week 5, helping the rush defense improve by 50 yards per game through the final 12 games of the season to rank seventh in the NFL during that span (98.8 ypg).

On the offensive side of the ball, Fangio inserted rookie quarterback Drew Lock as the starter in Week 13. Lock went on to match Pro Football Hall of Famer John Elway for the most wins (4) by a first-year quarterback in team history as the Broncos ended 2019 on a strong note.

Outside linebacker Von Miller and second-year wide receiver Courtland Sutton each were named to the Pro Bowl while Simmons earned his first AP All-Pro (second team) honor. The team's top two draft selections, tight end Noah Fant and guard Dalton Risner, both earned PFWA All-Rookie recognition as the team's rookie class combined to play 4,290 total snaps—the sixth most in the NFL.

Leading a defense that ranked among the NFL's top-8 in passing yards from 2011-18, Fangio's teams have ranked among the league's top-5 in fewest defensive penalties in four of the last six years (T-5th in 2020).

Fangio's defense with the Bears in 2018 led the NFL in scoring defense (17.7 ppg), rushing defense (80.0 ypg), yards per play (4.8), takeaways (35), interceptions (27), three-and-outs (26.8%) and 20+yard plays (46). The Bears, who finished 12-4 and won the NFC North Division for

COACHING EXPERIENCE

34th NFL Season (3rd with Broncos)

Denver Broncos

Head Coach 2019-21

Chicago Bears

Defensive Coordinator 2015-18

San Francisco 49ers

Defensive Coordinator 2011-14

Stanford University

Defensive Coordinator 2010

Baltimore Ravens

Linebackers 2009

Asst. to Head Coach/Defensive Asst. 2006-08

Houston Texans

Defensive Coordinator 2002-05

Indianapolis Colts

Defensive Coordinator 1999-2001

Carolina Panthers

Defensive Coordinator 1995-98

New Orleans Saints

Linebackers 1986-94

Philadelphia/Baltimore Stars (USFL)

Defensive Assistant 1984-85

University of North Carolina

Graduate Assistant 1983

Milford (Conn.) Academy

Defensive Coordinator 1982

Dunmore (Pa.) High School

Defensive Coordinator 1980-81

Linebackers 1979

PRO BOWL PLAYERS COACHED BY FANGIO

PLAYER	POS.	P.B.	YRS.	PLAYER	POS.	P.B.	YRS.
Antoine Bethea	S	1	2014	Khalil Mack	LB	1	2018
NaVorro Bowman	LB	2	2012-13	Von Miller	LB	1	2019
Ahmad Brooks	LB	1	2013	Sam Mills	LB	5	1987-88, '91-92, '96
Bradley Chubb	LB	1	2020	Eric Reid	S	1	2013
Eric Davis	CB	1	1996	Carlos Rogers	CB	1	2011
Kyle Fuller	CB	1	2018	Justin Simmons	S	1	2020
Aaron Glenn	CB	1	2002	Aldon Smith	LB	1	2012
Dashon Goldson	S	2	2011-12	Justin Smith	DL	3	2011-13
Kevin Greene	LB	2	1996, '98	Courtland Sutton	WR	1	2019
Akiem Hicks	DL	1	2018	Pat Swilling	LB	4	1989-92
Eddie Jackson	S	1	2018	Renaldo Turnbull	LB	1	1993
Rickey Jackson	LB	3	1986, 1992-93	Gary Walker	DL	1	2002
Vaughn Johnson	LB	4	1989-92	Donte Whitner	S	1	2012
Lamar Lathon	LB	1	1996	Patrick Willis	LB	3	2011-13
Ray Lewis	LB	1	2009	TOTALS (29 PLAYERS, 5 POSITIONS, 48 PRO BOWLS)			

the team's first playoff berth in eight seasons, also ranked third in total defense (299.7 ypg) and sacks (50) while limiting opponents to the fourth-worst third-down percentage (34.2) in the NFL.

Fangio joined the Bears after working as defensive coordinator for San Francisco from 2011-14 under Head Coach Jim Harbaugh. During his four seasons in the Bay Area, the 49ers made three playoff appearances, won two NFC West titles and advanced to Super Bowl XLVII.

In that four-year span under Fangio, San Francisco's defense ranked second in the NFL in points (17.4 ppg) and third in yards (310.2 ypg) allowed. Fangio's unit also boasted the league's top run defense (92.0 ypg) and tied for the third-most takeaways in the league from 2011-14.

Fangio coached 10 different Pro Bowl selections with the 49ers and placed at least four players in the league's annual all-star game in each season from 2011-13. From 2011-12, defensive ends Aldon Smith and Justin Smith, along with linebackers NaVorro Bowman and Patrick Willis, combined for six first-team All-Pro selections.

Fangio spent the 2010 season with Jim Harbaugh as Stanford University's defensive coordinator. Inheriting the nation's 69th-ranked scoring defense (26.5 ppg), Fangio led the team to a No. 10 ranking (17.4 ppg) in 2010 while helping the team to a 12-1 finish and a victory in the Orange Bowl—the first BCS bowl win in program history.

Before working at the college level, Fangio spent four seasons with the Baltimore Ravens under Head Coaches Brian Billick (2006-07) and John Harbaugh (2008-09). He worked as a special assistant to the head coach/defensive assistant for his first three years with the Ravens and then coached a linebackers group in 2009 that featured All-Pro Ray Lewis.

Baltimore, which made it to the NFL's divisional round of the playoffs in three of Fangio's four seasons, featured the league's top scoring defense during that span (17.0 ppg). The Ravens also finished in the Top 10 in total defense, rushing defense, yards per play allowed and red zone defense in each year from 2006-09.

Prior to joining the Ravens, Fangio spent 12 seasons as an NFL defensive coordinator—four years each with expansion teams Carolina (1995-98) and Houston (2002-05) under Head Coach Dom Capers as well as three years with Indianapolis (1999-2001) under Head Coach Jim Mora Sr.

Fangio helped the Texans' inaugural team in 2002 finish among the league's best units in red zone defense (47.1% – 3rd), third-down defense (35.5% – 7th) and yards per play allowed (5.0 – 9th). Veteran cornerback Aaron Glenn and defensive end Gary Walker were selected to the Pro Bowl that season, and they helped set the tone for a franchise that increased its win total in each of its first three years of existence.

Before his three-year tenure with the Colts, Fangio was Capers' choice to lead the expansion-Panthers' defense from 1995-98.

Carolina ranked seventh in total defense (314.2 ypg) and eighth in scoring defense (20.3 ppg) in 1995 while also totaling the fifth-most takeaways (37) in the NFL during its first season. The Panthers improved to second in scoring defense (13.6 ppg) and produced a league-high 60 sacks in 1996 as the franchise advanced to the NFC Championship Game in just its second season.

Carolina's 1996 defense, which set an NFL record by allowing just 56 points during its final eight regular-season games, sent four players to the Pro Bowl: cornerback Eric Davis along with linebackers Kevin Greene, Sam Mills and Lamar Lathon.

Fangio began his NFL career with New Orleans as the team's linebackers coach from 1986-1994 during which time he coached the famed "Dome Patrol," one of the greatest defensive groups of

all-time.

The legendary linebacker unit, which included Rickey Jackson, Vaughan Johnson, Sam Mills and Pat Swilling, combined for 18 Pro Bowls, 10 first-team All-Pro selections and one NFL Defensive Player of the Year honor (Swilling, 1991). In 1992, all four linebackers were selected to the Pro Bowl—the first time in NFL history four players from the same team and position group were chosen for the honor.

During Fangio's nine seasons in New Orleans, the Saints ranked among the NFL's Top 5 in total defense (300.0 ypg – 5th), scoring defense (18.1 ppg – 4th), sacks (408 – 3rd) and takeaways (336 – T-3rd).

Before entering the NFL coaching ranks, Fangio was a defensive assistant for Mora Sr. with the USFL's Philadelphia/Baltimore Stars from 1984-85, where he was a part of back-to-back USFL Championships. He also worked as a graduate assistant at the University of North Carolina in 1983.

Fangio began his career in 1979 coaching linebackers at his alma mater, Dunmore (Pa.) High School, under legendary football coach Jack Henzes. He was promoted to defensive coordinator in 1980 before assuming the same position with Milford (Conn.) Academy in 1982.

Fangio, who graduated from East Stroudsburg University with a health and physical education degree, was inducted into the Northeast Pennsylvania Hall of Fame in 1993. Born on Aug. 22, 1958, Fangio has a son, Christian, and a daughter, Cassie.

VIC FANGIO YEAR-BY-YEAR

Year	Position	Team/School	Reg. Season Record	Postseason (record)
1979	Linebackers	Dunmore (Pa.) H.S.	8-3	
1980	Defensive Coordinator	Dunmore (Pa.) H.S.	8-4	
1981	Defensive Coordinator	Dunmore (Pa.) H.S.	5-6	
1982	Defensive Coordinator	Milford (Conn.) Academy	5-5	
1983	Graduate Assistant	North Carolina	8-3	Peach Bowl (0-1)
1984	Defensive Assistant	Philadelphia Stars	16-2	USFL Champions (3-0)
1985	Defensive Assistant	Baltimore Stars	10-7-1	USFL Champions (3-0)
1986	Linebackers	New Orleans	7-9	
1987	Linebackers	New Orleans	12-4	Playoffs (0-1)
1988	Linebackers	New Orleans	10-6	
1989	Linebackers	New Orleans	9-7	
1990	Linebackers	New Orleans	8-8	Playoffs (0-1)
1991	Linebackers	New Orleans	11-5	Playoffs (0-1)
1992	Linebackers	New Orleans	12-4	Playoffs (0-1)
1993	Linebackers	New Orleans	8-8	
1994	Linebackers	New Orleans	7-9	
1995	Defensive Coordinator	Carolina	7-9	
1996	Defensive Coordinator	Carolina	12-4	Playoffs (1-1)
1997	Defensive Coordinator	Carolina	7-9	
1998	Defensive Coordinator	Carolina	4-12	
1999	Defensive Coordinator	Indianapolis	13-3	Playoffs (0-1)
2000	Defensive Coordinator	Indianapolis	10-6	Playoffs (0-1)
2001	Defensive Coordinator	Indianapolis	6-10	
2002	Defensive Coordinator	Houston	4-12	
2003	Defensive Coordinator	Houston	5-11	
2004	Defensive Coordinator	Houston	7-9	
2005	Defensive Coordinator	Houston	2-14	
2006	Asst. to HC/Defensive Asst.	Baltimore	13-3	Playoffs (0-1)
2007	Asst. to HC/Defensive Asst.	Baltimore	5-11	
2008	Asst. to HC/Defensive Asst.	Baltimore	11-5	Playoffs (2-1)
2009	Linebackers	Baltimore	9-7	Playoffs (1-1)
2010	Defensive Coordinator	Stanford	11-1	Orange Bowl (1-0)
2011	Defensive Coordinator	San Francisco	13-3	Playoffs (1-1)
2012	Defensive Coordinator	San Francisco	11-4-1	Playoffs (2-1)
2013	Defensive Coordinator	San Francisco	12-4	Playoffs (2-1)
2014	Defensive Coordinator	San Francisco	8-8	
2015	Defensive Coordinator	Chicago	6-10	
2016	Defensive Coordinator	Chicago	3-13	
2017	Defensive Coordinator	Chicago	5-11	
2018	Defensive Coordinator	Chicago	12-4	Playoffs (0-1)
2019	Head Coach	Denver	7-9	
2020	Head Coach	Denver	5-11	
TOTALS			352-293-2 (.546)	16-15 (.516)

COORDINATORS



ED DONATELL

DEFENSIVE COORDINATOR

Ed Donatell is in his third season as defensive coordinator for the Denver Broncos after being hired by the club on Jan. 15, 2019. This is his third time working with the Broncos after previously coaching the team's secondary from 1995-99 and again from 2009-10.

Donatell has 42 years of coaching experience, including 30 seasons in the NFL. In addition to coaching defensive backs for Broncos Head Coach Vic Fangio for eight years with Chicago (2015-18) and San Francisco (2011-14), he has been a defensive coordinator for eight seasons with Green Bay (2000-03), Atlanta (2004-06) and the University of Washington (2008).

During the last two seasons, Donatell has helped Denver become the first team since red zone statistics began being tracked in 1995 to lead the league in red zone defense in consecutive years (43.9% on 47-of-107 attempts).

In 2020, Donatell coached outside linebacker Bradley Chubb and safety Justin Simmons to their first career Pro Bowl selections. Chubb, who missed most of the 2019 season with a knee injury, tallied 7.5 sacks while Simmons recorded a career-high five interceptions to go along with 96 tackles (77 solo).

Denver finished the 2019 season ranked 10th in scoring (19.8 ppg) and 12th in total defense (337.0 ypg) in Donatell's first season as defensive coordinator, while finishing seventh in rush defense through the final 12 games of the season (98.8 ypg). The defensive unit was stout in the red zone, allowing a touchdown on only 18-of-46 opponent trips (39.1%) inside the 20-yard line.

Outside linebacker Von Miller was named to his eighth Pro Bowl while Simmons earned his first All-Pro (second team) honor. Simmons, who was one of just four players to record at least 90 tackles and four interceptions, along with veteran defensive backs Kareem Jackson and Chris Harris Jr. led a defensive backfield that allowed the 11th-fewest passing yards (225.6 ypg) in the league.

As a defensive backs coach, Donatell's secondaries helped his teams to a top-seven ranking against the pass in each of the seven seasons before he returned to Denver (217.4 ypg avg.) while leading the NFL in interceptions twice (2014, '18) during that span. Chicago's 75 big passing plays (20+ yards) allowed from 2017-18 were the fewest in the NFL.

The Bears' secondary in 2018 helped the defense rank among the NFL's best in numerous categories, including scoring defense (17.7 ppg – 1st), total defense (299.7 ypg – 3rd), pass defense (219.7 ypg – 7th), yards per play (4.8 – 1st), opponent quarterback rating (72.9 – 1st), interceptions (27 – 1st) and third-down defense (34.2 ypg – 4th). The NFC North champions featured a pair of first-team Associated Press All-Pro selections on the back end in cornerback Kyle Fuller and safety Eddie Jackson.

As defensive backs coach for San Francisco from 2011-14, Donatell helped the 49ers rank sixth against the pass (218.2 ypg) while tying for the second-most interceptions (78) in the NFL. The 49ers' Pro Bowl defensive backs—cornerback Carlos Rogers (2011) as well as safeties Dashon Goldson (2011-12), Donte Whitner (2012), Eric Reid (2013) and Antoine Bethea (2014)—were instrumental in limiting opponents to the second-worst quarterback rating (76.8) during that four-year span.

Before joining the 49ers, Donatell spent two seasons (2009-10) with the Broncos, coaching a secondary that included Pro Football Hall of Famers Champ Bailey and Brian Dawkins. In 2009, Denver finished third in the NFL against the pass (186.3 ypg) as Bailey and Dawkins both represented the Broncos in the Pro Bowl.

Before working as the University of Washington's defensive coordinator in 2008 and as a special

COACHING EXPERIENCE

31st NFL Season (10th with Broncos)

Denver Broncos	
Defensive Coordinator	2019-21
Chicago Bears	
Defensive Backs	2015-18
San Francisco 49ers	
Defensive Backs	2011-14
Denver Broncos	
Secondary	2009-10
University of Washington	
Defensive Coordinator	2008
New York Jets	
Special Assistant	2007
Atlanta Falcons	
Defensive Coordinator	2004-06
Green Bay Packers	
Defensive Coordinator	2000-03
Denver Broncos	
Defensive Backs	1995-99
New York Jets	
Defensive Backs	1990-94
Cal State Fullerton	
Defensive Backs	1989
University of Idaho	
Defensive Backs	1986-88
University of the Pacific	
Defensive Backs	1983-85
University of Washington	
Graduate Assistant	1981-82
Kent State University	
Graduate Assistant	1979-80

assistant for the New York Jets in 2007. Donatell was the Falcons' defensive coordinator from 2004-06. Atlanta's defense was one of the NFL's best in sacks and third-down percentage during that three-year period and it featured four players who earned a total of six Pro Bowl selections.

Donatell spent four seasons as Green Bay's defensive coordinator from 2000-03, helping the Packers record an NFL-best 116 takeaways from 2001-03. Green Bay advanced to the playoffs during each of those three seasons, including the 2001 and '02 campaigns when the club won the NFC North title.

Donatell was part of Denver's back-to-back Super Bowl championships during the 1997 (XXXII) and '98 (XXXIII) seasons while serving a five-year stint as its defensive backs coach from 1995-99. The Broncos were seventh in the league in both passing yards per game (199.6) and passing yards per attempt (6.5) allowed en route to earning three playoff berths during Donatell's time on staff.

Pro Football Hall of Fame safety Steve Atwater was named to the Pro Bowl three times (1995-96, '98) under Donatell, and safety Tyrone Braxton was named to the Pro Bowl once (1996) with Donatell as his position coach. The Broncos ranked among the league's top 10 clubs against the pass in four of Donatell's five seasons as defensive backs coach, including during three consecutive years from 1995-97.

Donatell worked as the Jets' defensive backs coach from 1990-94, instructing Pro Football Hall of Fame safety Ronnie Lott during his final two professional seasons.

Before beginning his NFL coaching career, Donatell coached defensive backs for seven seasons at the collegiate level for Cal State Fullerton (1989), the University of Idaho (1986-88) and the University of the Pacific (1983-85). He completed two-year stints as a graduate assistant at Washington (1981-82) and Kent State University (1979-80).

An all-conference defensive back, team captain and four-year letterwinner at Glenville State (W.Va.) University, Donatell received a bachelor's degree in physical education at the school in 1979 before earning a master's degree in administration from Kent State in 1981.

Donatell and his wife, Shari, have a daughter, Brenna. They also have two sons who are football coaches, Tom (Assistant Secondary – Los Angeles Chargers) and Steve (Defensive Quality Control Analyst – Stanford University).

Donatell, who is a native of Stow, Ohio, attended Stow High School and was born on Feb. 4, 1957, in Akron, Ohio.

PRO BOWL PLAYERS COACHED (21): S Steve Atwater (1995-96, '98), CB Champ Bailey (2009-10), S Antoine Bethea (2014), S Tyrone Braxton (1996), LB Keith Brooking (2004-05), OLB Bradley Chubb (2020), DT Roderick Coleman (2005), S Brian Dawkins (2009), CB Kyle Fuller (2018), DE Kabeer Gbaja-Biamila (2003), S Dashon Goldson (2011-12), CB DeAngelo Hall (2005-06), S Eddie Jackson (2018), DE Patrick Kerney (2004), OLB Von Miller (2019), S Eric Reid (2013), CB Carlos Rogers (2011), CB Allen Rossum (2004), S Darren Sharper (2000, '02), S Justin Simmons (2020), S Donte Whitner (2012).



PAT SHURMUR

OFFENSIVE COORDINATOR

Pat Shurmur enters his second season as offensive coordinator for the Denver Broncos in 2021. He was hired by the club on Jan. 14, 2020.

A 33-year coaching veteran, Shurmur has 22 seasons of NFL experience, including the last 12 years as a head coach or offensive coordinator.

Shurmur has four years of experience as a head coach, working in that role with the N.Y. Giants from 2018-19 and with Cleveland from 2011-12. He also served as interim head coach for Philadelphia at the end of the 2015 season. He has been an offensive coordinator for seven seasons, previously coaching in that role with Minnesota (2016-17), Philadelphia (2013-15) and St. Louis (2009-10).

During his NFL career, Shurmur has been part of nine playoff teams and seven division champions. He also has coached in six conference championship games as well as Super Bowl XXXIX (2004 season).

Shurmur has coached 14 different offensive players that have combined for 23 Pro Bowl selections. In the last 17 seasons, he also has directly coached six different 3,000-yard passers, four 1,000-yard receivers and three 1,000-yard rushers.

COACHING EXPERIENCE

23rd NFL Season (2nd with Broncos)

Denver Broncos

Offensive Coordinator 2020-21

New York Giants

Head Coach 2018-19

Minnesota Vikings

Offensive Coordinator 2017

Interim Off. Coordinator (Wks. 9-17) 2016

Tight Ends 2016

Philadelphia Eagles

Interim Head Coach (Wk. 17) 2015

Offensive Coordinator 2013-15

Cleveland Browns

Head Coach 2011-12

St. Louis Rams

Offensive Coordinator 2009-10

Philadelphia Eagles

Quarterbacks 2002-08

Tight Ends / Offensive Line 1999-2001

Stanford University

Offensive Line 1998

Michigan State University

Tight Ends/Off. Line/Special Teams. . . 1990-97

Graduate Assistant 1988-89

In 2020, the Broncos offense received contributions from 15 first or second-year offensive players who appeared in 5,556 snaps, which were nearly 900 snaps more than any other team in the NFL (Cincinnati, 4,651). Second-year quarterback Drew Lock showed improvement throughout the season, finishing the final four weeks of the year completing 90-of-147 passes (61.2%) for 1,015 yards with seven touchdown and two interceptions (92.1 rtg).

As head coach of the Giants from 2018-19, Shurmur inherited a three-win team and helped the offense improve significantly over the course of his two seasons. Only five NFL clubs produced more big plays (20+ yards, 4.5 per game) than the Giants from 2018-19 despite the team making several personnel changes on offense.

In his second year leading the Giants in 2019, rookie quarterback Daniel Jones started 12-of-13 games and threw for more than 3,000 yards to go along with 24 touchdowns and 12 interceptions (87.7 rtg). Jones passed for at least four touchdowns in three different games, becoming only the second rookie quarterback in NFL history to achieve that feat.

During his first season in New York in 2018, Shurmur helped the offense rank fourth in the league with 76 explosive plays (20+ yards). Veteran quarterback Eli Manning produced one of his most efficient seasons, completing a career-best 66.0 percent of his passes while throwing for 21 touchdowns and just 11 interceptions.

Running back Saquon Barkley, the NFL Offensive Rookie of the Year, totaled more than 2,000 yards from scrimmage and 15 total touchdowns while wide receiver Odell Beckham Jr. topped 1,000 yards receiving in just 12 games played that season. Barkley along with safety Landon Collins, safety Michael Thomas, kicker Aldrick Rosas and defensive end Olivier Vernon all earned Pro Bowl nods in 2018.

Before he was named head coach of the Giants, Shurmur spent two years as offensive coordinator for Minnesota. Originally hired as tight ends coach for the Vikings, he was elevated to offensive coordinator nine games into the 2016 season.

Shurmur was named Assistant Coach of the Year by the Associated Press in 2017 after the Vikings won 13 games and advanced to the NFC Championship Game. The 2017 Vikings squad featured breakout seasons from quarterback Case Keenum (3,547 yds., 22 TD, 7 INT), wide receiver Adam Thielen (1st Team All-Pro / Pro Bowl; 91 rec., 1,276 yds., 4 TD) and tight end Kyle Rudolph (Pro Bowl, 57 rec., 532 yds., 8 TDs).

Shurmur spent three seasons (2013-15) as offensive coordinator for Philadelphia, helping the Eagles rank third in both yards per game (392.8) and points per game (26.9) in that span. The Eagles' offense, which featured six different Pro Bowlers, averaged an NFL-best five explosive plays (20+ yards) per game—12 percent more than the next highest team during those three years.

Prior to joining the Eagles, Shurmur worked two seasons (2011-12) as head coach of the Browns and two years (2009-10) as offensive coordinator for the Rams. Tackle Joe Thomas and running back Steven Jackson earned Pro Bowl honors with the Browns and Rams, respectively, in both of their seasons playing for Shurmur.

Shurmur spent his first 10 NFL seasons with Philadelphia under Head Coach Andy Reid, coaching tight ends and offensive line from 1999-2001 and quarterbacks from 2002-08. During that span, the Eagles made seven postseason appearances, captured five division titles, appeared in two NFC Championship Games and advanced to Super Bowl XXXIX.

As quarterback Donovan McNabb's position coach for seven seasons, Shurmur helped the perennial Pro Bowler rank fifth in the NFL in passing (241.9 ypg) from 2002-08. In 2004 when the Eagles won the conference championship, McNabb (31 TD, 8 INT) became the first player in NFL history to throw for more than 30 touchdowns with fewer than 10 interceptions.

Shurmur spent the first 10 years of his coaching career at his alma mater, Michigan State University, from 1988-97. After serving as a graduate assistant for the Spartans from 1988-89, he coached the tight ends, offensive line and special teams for the school for the next eight seasons under head coaches George Perles and Nick Saban.

Shurmur coached the offensive line at Stanford University in 1998 before advancing to coach in the NFL ranks with Philadelphia beginning in 1999.

A four-year letterman at Michigan State (1984-87), Shurmur spent his final three seasons as the school's starting center. As a senior team captain in 1987, Shurmur earned All-Big Ten Conference honors while helping his team to a Rose Bowl victory over USC.

Shurmur, who earned a master's degree in financial administration from MSU, graduated from Divine Child High School in Dearborn, Mich. His uncle, the late Fritz Shurmur, coached in the NFL for 24 seasons.

Shurmur and his wife, Jennifer, have three daughters: Allyson, Erica and Claire. They also have a son, Kyle, a third-year quarterback from Vanderbilt University who ended the 2020 season on Cincinnati's practice squad.

PRO BOWL PLAYERS COACHED (20): RB Saquon Barkley (2018), S Landon Collins (2018), WR Josh Cribbs (2012), K Phil Dawson (2012), QB Nick Foles (2013) WR DeSean Jackson (2013), RB Steven Jackson (2009-10), TE Chad Lewis (2000-01), G Evan Mathis (2013-14), RB LeSean McCoy (2013-14), QB Donovan McNabb (2003-04), RB Darren Sproles (2014-15), T Jason Peters (2013-15), T Joe Thomas (2011-12), T Tra Thomas (2001), S Michael Thomas (2018), K Aldrick Rosas (2018), TE Kyle Rudolph (2017), WR Adam Thielen (2017), DE Olivier Vernon (2018).



TOM McMAHON

SPECIAL TEAMS COORDINATOR

Tom McMahon enters his fourth season as special teams coordinator for the Denver Broncos in 2021. He was hired by the club on Jan. 10, 2018.

McMahon is a 29-year coaching veteran who has coached special teams at the NFL level for the past 14 seasons. Before joining the

Broncos' staff, he worked as special teams coordinator for Indianapolis (2013-17), Kansas City (2012) and St. Louis (2009-11).

During McMahon's first three seasons in Denver, kicker Brandon McManus has ranked among the league's best, making 77-of-93 field goals (82.8%) and 84-of-88 extra point attempts (95.5). McManus is tied for first in the NFL with 16 made field goals from 50+ yards, including an NFL single-season record tying 10 made field goals from 50+ yards this past season, since McMahon's arrival in 2018.

McMahon guided the Broncos to improvement in net punting and punt returns in 2020. Dontae Spencer ranked second in the league among qualifying players in punt return yards (15.8 avg.) while punter Sam Martin, who was signed during the offseason, helped the Broncos improve from 26th to 14th in net punting.

The only team in the AFC to earn three Special Teams of the Week Honors in 2020, the Broncos received key performances from McManus (Week 4 & 6) and Spencer (Week 14) during McMahon's third year leading the special teams. McManus, who had three games with two 50+ yard field goals, became the first kicker in NFL history with two games with a pair of 50+ yard made field goals in the fourth quarter or overtime of the same season.

In 2019, Denver's special teams units ranked third in the NFL in kickoff return average (25.4 ypr) while allowing the sixth fewest yards on kickoffs (439). Spencer was named a Pro Bowl alternate in his first season after finishing third in the league in kickoff return average (29.1) and tied for seventh in punt return average (8.0) among qualifying players.

In its first year under McMahon's guidance in 2018, Denver's special teams units improved in several significant categories. The Broncos led the NFL with four blocked kicks and were one of only two teams to block a field goal attempt (2), an extra point attempt and a punt.

Denver also limited their opponents to the third-worst field position after kickoffs (24.3 yard line) in 2018—a more than two-yard improvement from 2017 (26.4) when the Broncos ranked next-to-last in that category. Long snapper Casey Kreiter was selected to his first career Pro Bowl that season while rookie punter Colby Wadman ranked sixth in the NFL with a 45.8-yard average during the last eight weeks of the season.

The Colts featured one of the NFL's most consistent special teams units during McMahon's five seasons in Indianapolis, ranking in the league's Top 5 in field goal percentage (89.6 / 3rd), net punting average (41.3 / 3rd), gross punting average (46.4 / 4th) and kickoff return average (24.5 / 5th) during that span.

Three Colts special-teamers combined for five Pro Bowl selections playing for McMahon: punter Pat McAfee (2014, '16), kicker Adam Vinatieri (2014) and long snapper Matt Overton (2013).

In 2017, the Colts were one of just four clubs to produce multiple special-teams takeaways without committing a turnover on those units. Indianapolis was also one of just two teams to allow fewer than 100 punt return yards (80) as punter Rigoberto Sanchez ranked fourth in the NFL with his 42.6-yard net punting average that broke the NFL rookie record.

McAfee set a Colts record with a league-leading 49.3-yard gross punting average under McMahon in 2016 to earn his second career Pro Bowl selection. Vinatieri made his first 19 field goals that season to set an NFL record with 44 consecutive field goals made dating to the previous year.

In 2014, McMahon helped Vinatieri (30-of-31 FGs) and McAfee (42.8 net avg., 30 punts inside the 20, 70 kickoff touchbacks) become just the fourth kicker-punter duo to both earn First Team All-Pro recognition from the Associated Press.

With the Chiefs in 2012, McMahon's special-teams unit ranked fourth in the NFL with three takeaways. Punter Dustin Colquitt earned his first career Pro Bowl selection after ranking second

COACHING EXPERIENCE

15th NFL Season (4th with Broncos)

Denver Broncos

Special Teams Coordinator 2018-21

Indianapolis Colts

Special Teams Coordinator 2013-17

Kansas City Chiefs

Special Teams Coordinator 2012

St. Louis Rams

Special Teams Coordinator 2009-11

Atlanta Falcons

Assistant Special Teams 2007-08

University of Louisville

Special Teams Coord./Outside LBs 2006

Utah State University

Defensive Line/Recruiting Coord. 2001-05

Special Teams/Linebackers 1998-2000

Graduate Assistant 1995-97

Carroll College

Secondary 1994

Bozeman (Mont.) High School

Assistant Coach 1993

Carroll College

Secondary 1992

in the league with 45 punts placed inside the 20.

Coaching special teams for the St. Louis Rams from 2009-11, McMahon worked with talented returner Danny Amendola, who led the NFL with 3,572 combined return yards (812 PR / 2,760 KR) during his first two NFL seasons (2009-10).

McMahon began his NFL career as an assistant special teams coach for Atlanta from 2007-08. During his two years with the Falcons, Jerious Norwood ranked third in the NFL with a combined 2,628 kick return yards.

Before joining the NFL, McMahon coached outside linebackers and special teams at the University of Louisville in 2006. That season, kicker Art Carmody was named the Lou Groza Award winner as the nation's top kicker after converting 21-of-25 field goals (.840) and all 60 extra point attempts for 123 total points.

McMahon spent 11 seasons at Utah State University from 1995-2005 in a variety of roles. After beginning his tenure with the Aggies as a graduate assistant from 1995-97, he went on to serve as special teams/backers coach from 1998-2000 and defensive line coach/recruiting coordinator from 2001-05.

The Helena, Mont., native got his start in coaching at his alma mater, Carroll College, in 1992 as the school's secondary coach. He spent one year as an assistant coach at Bozeman (Mont.) High School in 1993 before returning to Carroll to coach the secondary in 1994.

McMahon is married to Kim and the couple has three children: Dawson, Emmett and Quincy.

PRO BOWL PLAYERS COACHED (5): P Dustin Colquitt (2012), LS Casey Kreiter (2018), P Pat McAfee (2014, '16), LS Matt Overton (2013), K Adam Vinatieri (2014).

ASSISTANT COACHES



ZACH AZZANNI

WIDE RECEIVERS

Zach Azzanni is in his fourth year as wide receivers coach with the Denver Broncos in 2021 after being named to his current position on Jan. 22, 2018.

Azzanni has coached wide receivers for 22 years, spending the last four seasons coaching that group with Denver (2018-20) and Chicago (2017) following 18 years at the collegiate level.

This past season, Azzanni coached one of the youngest position groups in the NFL after Pro Bowl wide receiver Courtland Sutton suffered a season-ending injury in Week 2. First-round pick Jerry Jeudy totaled 52 catches for 856 yards (16.5 avg.) with three touchdowns—the second-most receptions (52) and receiving yards (856) ever by a Broncos rookie—while second-rounder KJ Hamler caught 30 passes for 381 yards (12.7 avg.) with three scores in limited action.

Undrafted wide receiver Tim Patrick, who enjoyed a career year in 2020, has developed into a full-time starter in his three seasons working with Azzanni. Patrick led the team with six touchdowns on 51 catches for 742 yards (14.5 avg.) and was the only NFL player with at least 75 targets and zero drops this past season (according to SportRadar).

In 2019, Azzanni coached Sutton to his first career Pro Bowl selection in just his second pro season after leading the team with 72 receptions for 1,112 yards with six touchdowns. Sutton, who totaled the most receiving yards (1,816) and receiving touchdowns (10) in franchise history through his first two NFL seasons, became the first receiver in team history to be named to the Pro Bowl by his second professional season.

Denver's receiver group in 2018 featured little NFL experience behind veterans Demaryius Thomas and Emmanuel Sanders, who only played eight and 12 games, respectively because they were traded (Thomas) or injured (Sanders).

Azzanni was instrumental in developing first-year receivers Sutton (42-704, 4 TDs), DaeSean Hamilton (30-243, 2 TDs) and Patrick (23-315, 1 TD), who combined for 95 receptions for 1,262 yards

COACHING EXPERIENCE

5th NFL Season (4th with Broncos)

Denver Broncos	
Wide Receivers	2018-21
Chicago Bears	
Wide Receivers	2017
University of Tennessee	
Passing Game Coord./WRs	2015-16
Wide Receivers/Recruiting Coord.	2013-14
University of Wisconsin	
Wide Receivers	2012
Western Kentucky University	
Offensive Coordinator/WRs	2011
University of Florida	
Wide Receivers/Passing Game Coord.	2010
Central Michigan University	
Assistant Head Coach/WRs	2007-09
Bowling Green University	
Wide Receivers	2003-06
Graduate Assistant	2001-02
Valparaiso University	
Wide Receivers	1999-2000

(13.3 avg.) with seven touchdowns. Sutton's 704 receiving yards ranked fourth in franchise history for a rookie as he became the team's No. 1 receiving option during the last four weeks of the season.

Before his lone season coaching wide receivers for the Bears, Azzanni spent four years at the University of Tennessee. He joined the Vols as wide receivers coach/recruiting coordinator in 2013 before being promoted to passing game coordinator/wide receivers coach in 2015.

Tennessee went to three consecutive bowl games from 2014-16, winning each contest while averaging nearly 43 points per outing. The Vols' passing attack in 2016, which featured six different players with at least 200 yards receiving, helped the offense set school records for single-season points (473) and touchdowns (63).

Prior to joining Tennessee's staff, Azzanni spent one season each at the University of Wisconsin (2012 – wide receivers coach), Western Kentucky University (2011 – offensive coordinator/wide receivers) and the University of Florida (2010 – wide receivers/passing game coordinator). Azzanni coached in three bowl games at Florida and Wisconsin, including two BCS Bowls, and won the Big Ten Championship in 2012.

In his lone season at Western Kentucky, the Hilltoppers featured college football's second leading rusher in Bobby Rainey (141.3 ypg) while Jack Doyle ranked fifth in the nation among tight ends with 614 receiving yards.

Azzanni was hired by Florida after the conclusion of the 2009 college regular season. In his first game coaching with the Gators—the 2010 Sugar Bowl—quarterback Tim Tebow threw for a career-high 482 yards in the Gators' 51-24 win against Cincinnati.

Azzanni spent three years as assistant head coach/wide receivers at his alma mater, Central Michigan University, from 2007-09 and won a pair of Mid-American Conference Championships. He was the lead recruiter and position coach for current NFL wide receiver Antonio Brown, who totaled 305 receptions for 3,199 yards (10.5 avg.) with 22 touchdowns during the same span in Mount Pleasant while transitioning from a high school quarterback.

After beginning his coaching career as wide receivers coach for Valparaiso University from 1999-2000, Azzanni worked as a graduate assistant under Head Coach Urban Meyer at Bowling Green from 2001-02. He stayed with the school for four more seasons (2003-06) as wide receivers coach.

A former wide receiver at Central Michigan from 1994-98, Azzanni graduated from the school with a degree in sports management in 1999.

Azzanni is married to Julia and the couple has four daughters: Ava (14), Lyla (13), Zia (9) and Lucia (5).

PRO BOWL PLAYERS COACHED (1): WR Courtland Sutton (2019).



CHRIS BEAKE

DEFENSIVE PASS GAME SPECIALIST

Chris Beake begins his ninth season with the Denver Broncos in 2021 and his first year as defensive pass game specialist. He was hired by the club on Feb. 8, 2013 and promoted to his current position on Feb. 19, 2021.

Entering his 23rd season coaching in the NFL, Beake came to Denver after spending two years (2011-12) as an offensive assistant with the Cleveland Browns, which followed one season in the same capacity with the San Francisco 49ers. He has also held NFL coaching positions with Seattle (2008-09), Atlanta (2004-06) and the 49ers (first stint – 1999-2003).

During Beake's eight seasons in Denver, the Broncos have allowed the third-fewest total yards (327.6) and ninth-fewest points (22.2) in the league. The Broncos are also one of just four NFL teams (Baltimore, Pittsburgh & Seattle) to finish in the top 8 against the run (8th / 105.7 ypg) and the pass (2nd / 221.9 ypg) during that span.

In 2020, Beake took on increased coaching responsibilities in the secondary, stepping into an elevated weekly and gameday role with several coaches missing time due to the COVID-19 pandemic. Denver's defense led the NFL in red zone defense (47.5%, 29-of-61) for the second consecutive season while outside linebacker Bradley Chubb and safety Justin Simmons were named to their first Pro Bowl.

From 2013-20, the Broncos' defense has featured eight players who have combined for 20 Pro Bowl selections, led by 2010s NFL All-Decade linebacker Von Miller, who paced the NFL with 81 total

COACHING EXPERIENCE

23rd NFL Season (9th with Broncos)

Denver Broncos

Defensive Pass Game Specialist	2021
Defensive Assistant	2019-20
Defensive Assistant/Defensive Line	2016-18
Defensive Assistant	2014-15
Quality Control-Defense	2013

Cleveland Browns

Offensive Assistant	2011-12
---------------------	---------

San Francisco 49ers

Offensive Assistant	2010
---------------------	------

Seattle Seahawks

Offensive Assistant/Asst. Special Teams	2009
Quality Control – Offense	2008

Atlanta Falcons

Linebackers	2004-06
-------------	---------

San Francisco 49ers

Offensive Assistant	2003
Defensive Assistant	2000-02
Quality Control – Defense	1999

U.S. Air Force Academy

Graduate Assistant (Defense)	1994
------------------------------	------

sacks during that span. Beake worked extensively with the Broncos' outside linebackers in 2018 as Miller was selected to his seventh Pro Bowl and Chubb set the franchise rookie record for sacks (12).

In his two seasons (2011-12) with the Browns, Beake worked with one of the youngest offenses in the NFL, helping develop a quarterback group that included draft choices Colt McCoy and Brandon Weeden.

Beake spent two seasons with Seattle, serving as the Seahawks' offensive quality control coach in 2008 and offensive assistant/assistant special teams coach in 2009.

From 2004-06, he coached linebackers for the Atlanta Falcons, tutoring All-Pro Keith Brooking, who earned the final two of his five career Pro Bowl selections in 2004 and 2005.

Beake started his NFL career with San Francisco in 1998 as a pro personnel assistant and spent the next five seasons with the 49ers coaching on the offensive and defensive side of the ball.

A graduate of the U.S. Air Force Academy, where he played quarterback from 1990-92 and majored in civil engineering, he began his coaching career as a defensive graduate assistant for his alma mater in 1994. He served as a Civil Engineer Officer in the Air Force from 1995-98 while earning his master's degree in business administration from the University of West Florida in 1997.

Beake's father, John, was the general manager of the Denver Broncos from 1984-98, part of a 44-year career as a coach or administrator at the high school, college or pro levels. Chris and his wife, Andrea, have a son, Colin (17) and twin daughters, Madeline and Emilie (11). He was born on Sept. 10, 1972, in Kansas City.

PRO BOWL PLAYERS COACHED (1): LB Keith Brooking (2004-05).



CHRIS COOK

OFFENSIVE QUALITY CONTROL

Chris Cook enters his first season as an offensive quality control coach with the Denver Broncos in 2021. He was hired by the club on Feb. 4, 2021.

Cook, who participated in the Bill Walsh Diversity Coaching Fellowship during the last three NFL training camps (Atlanta, 2018-19; Cleveland, 2020), will work primarily with the team's offensive line and assist the offensive staff with various duties. He owns past experience working with Tight Ends Coach Wade Harman in Atlanta (2018) and Offensive Quality Control Coach Justin Rascati at the University of Tennessee-Chattanooga (2017-18).

A five-year collegiate coaching veteran, Cook most recently served as the tight ends coach at Akron University from 2019-20. He joined the Zips after two years as the tight ends/offensive tackles coach (2017-18) and recruiting coordinator (2018) at Tennessee-Chattanooga and one season as an offensive quality control coach at East Carolina University in 2016.

Cook played collegiately at UT-Chattanooga from 2001-03, where he was All-American center and the team's offensive MVP in 2002. At the conclusion of his collegiate career, Cook went on to play three seasons in the Arena Football League with the Kansas City Brigade from 2007-09.

Cook graduated from UT-Chattanooga with a bachelor's degree in communications and a minor in psychology in 2009 and served as the Raleigh, N.C. Boys & Girls Club Teen Center Director from 2010-15.

A native of Wingate, N.C., Cook has twice coached high school football, serving as defensive line coach at both Independence High School (Charlotte, N.C.) in 2015 and Weddington High School (Matthews, N.C.) in 2009. At Weddington, he coached former Broncos nose tackle Darius Kilgo.

Cook and his wife, Mandisa, have two children, Mayor (7) and Paige (6).

COACHING EXPERIENCE

1st NFL Season (1st with Broncos)

Denver Broncos	
Offensive Quality Control	2021
Akron University	
Tight Ends	2019-20
University of Tennessee-Chattanooga	
Tight Ends/Offensive Tackles/Recruiting Coord.	2018
Tight Ends/Offensive Tackles	2017
East Carolina University	
Offensive Quality Control	2016
Independence High School (Charlotte, N.C.)	
Defensive Line	2015
Weddington High School (Matthews, N.C.)	
Defensive Line	2009



CHRIS GOULD

ASSISTANT SPECIAL TEAMS

Chris Gould enters his fifth season as assistant special teams coach for the Denver Broncos in 2021 after working as a coaching assistant for the club from 2015-16.

Gould has nine years of experience coaching special teams, includ-

COACHING EXPERIENCE

7th NFL Season (7th with Broncos)

Denver Broncos	
Special Teams Assistant	2017-21
Coaching Assistant	2015-16
Syracuse University	
Special Teams Quality Control	2012-14

ing three seasons at the collegiate level with Syracuse University from 2012-14.

Brandon McManus has been one of the most consistent kickers in the NFL over the course of the last six seasons working with Gould. He has converted 160-of-194 (82.5%) total field goals and ranks third in the league in made field goals (160) and field goals from 50+ yards (27) since 2015.

This past season, McManus led the league with a Broncos single-season record 10 made field goals from 50+ yards. He was named AFC Special Teams Player of the Week in back-to-back games (Week 4 & 6) and set the team single-game franchise record for made field goals (6).

Gould, who assists with coverage and return teams, helped the Broncos improve in net punting and punt returns in 2020. Dontaé Spencer ranked second in the league among qualifying players in punt return yards (15.8 avg.) while punter Sam Martin helped the Broncos improve from 26th to 14th in net punting.

In 2019, Gould assisted in the improvement in both the kickoff and punt return teams. The Broncos improved from 32nd to 12th (7.7 avg.) and 27th to third (25.4 avg.) in the league in punt return and kickoff average, respectively, from 2018.

The previous year, Gould worked closely with long snapper Casey Kreiter, who made his first career Pro Bowl appearance. McManus finished the season 20-of-25 on field goals (80%) and 35-of-35 on extra points.

From 2016-17, Gould worked closely with punter Riley Dixon, who topped a 40.0-yard net average in each of his first two NFL seasons. Dixon finished his 2016 campaign by setting the league's net punting average record for rookies (41.3) while allowing the seventh-fewest yards per return (6.8) in the NFL.

In Gould's first season with the Broncos in 2015, McManus connected on 30-of-35 (85.7%) field goals, including a then team record-tying six field goals of 50-plus yards. During the Broncos' postseason run that ended with a Super Bowl 50 victory, McManus finished a perfect 10-for-10 on field goals.

Gould began his coaching career at Syracuse University as a special teams quality control coach in 2012, holding that role for three seasons before joining the Broncos in 2015.

A former kicker and punter for the University of Virginia (2004-08), Gould continued his kicking career in the Arena Football League with the Chicago Rush (2010-11) and Arizona Rattlers (2012). He was a member of the ArenaBowl XXV Champions and named the Arena Kicker of the League in 2010.

His brother, Robbie, is the placekicker for San Francisco and owns 16 seasons of NFL experience with the 49ers (2017-pres.), Giants (2016) and Bears (2005-15). A native of Lock Haven, Pa., Chris Gould was born in Jessup, Ga.



WADE HARMAN

TIGHT ENDS

Wade Harman is in his third year as tight ends coach for the Denver Broncos in 2021. He was hired by the club on Jan. 17, 2019.

Harman is a 34-year coaching veteran with 24 years of NFL experience with Denver (2019-20), Atlanta (2014-18), Baltimore (1999-2013) and Minnesota (1997-98). He has coached tight ends during 21 of his NFL seasons, most recently holding that role with the Falcons for four years before joining the Broncos.

A two-time Super Bowl champion, Harman also owns 10 years of collegiate experience with stops at Morningside College (1996), University of the Pacific (1992-95) and Utah State University (1987-91).

During the last two seasons, Harman has helped first-round pick Noah Fant recorded the most receptions (102) and receiving yards (1,235) in team annals through a tight end's first two season. His team-high 62 receptions for 673 yards with three scores this past season represented the eighth-best season for a tight end in Broncos history.

As a position group, Denver's tight ends in 2020 recorded the fourth-most receptions (97) and eighth-most receiving yards (974) to go along with six scores. Rookie fourth-rounder Albert Okwuegbunam flashed in limited action, collecting 11 receptions for 121 yards (11.0 avg.) with one touchdown in three full games played before suffering a season-ending knee injury.

Fant, who is the team rookie tight end record holder for receptions (40) and receiving yards (562), was named to the PFWA's All-Rookie Team in 2019. He tallied multiple 100-yard receiving games that year, becoming just the sixth rookie tight end in NFL history with two or more 100-yard

COACHING EXPERIENCE

25th NFL Season (3rd with Broncos)

Denver Broncos

Tight Ends 2019-21

Atlanta Falcons

Tight Ends 2015-18

Offensive Line 2014

Baltimore Ravens

Tight Ends 1999-2013

Minnesota Vikings

Coaching Assistant 1997-98

Morningside College

Offensive Coordinator 1996

University of the Pacific

Offensive Coach 1992-95

Utah State University

Running Backs 1991

Tight Ends 1989-90

Graduate Assistant 1987-88

games in a player's inaugural season.

During his five seasons in Atlanta (asst. OL—2014; TE—2015-18), the Falcons' offense ranked third in the NFL in total offense (384.4 ypg) and 20-yard completions in addition to fifth in scoring (24.2 ppg) and eighth in sacks allowed (166). Harman's tight ends played an instrumental role in the development of the Falcons' passing attack, contributing the highest catch-rate per attempt (74.6%) and the sixth-most 30-yard receptions by a tight ends group in the NFL since 2015.

Under Harman's coaching, Austin Hooper—a 2018 Pro Bowl selection—developed into one of the league's top tight ends after being chosen in the third round (81st overall) of the 2016 NFL Draft. Hooper ranks eighth in the league in receptions (139) and is tied for 10th in touchdowns (10) by a tight end during the last three seasons.

Harman, the only Ravens coach that was part of both of the team's Super Bowl Championships (XXXV & XLVII), coached Pro Football Hall of Famer Shannon Sharpe and two-time Pro Bowler Todd Heap while in Baltimore. He also played a role in the development of Dennis Pitta and Ed Dickson, who each recorded 50+ catch, 5+ touchdown seasons with the Ravens.

During his 15 seasons in Baltimore, Harman's tight ends totaled the sixth-most receptions (1,107) and seventh-most receiving yards (11,762) while scoring 86 touchdowns during that span. The Ravens also ranked in the top 10 in rushing offense (120.7 ypg) with Harman on staff.

Entering the NFL as a coaching assistant with Minnesota in 1997, Harman was with the Vikings in 1998 as the team finished with a 15-1 record and reached the NFC Championship Game.

A linebacker at Utah State and Drake University, Harman began his coaching career as a graduate assistant at Utah State in 1987. He worked with the Aggies' tight ends and running backs over the course of five seasons before coaching at University of the Pacific (1992-95) and serving as offensive coordinator for Morningside College (1996).

Harman and his wife, Angie, have three children: Madison, Rylee and Hunter. He is a native of Corydon, Iowa.

PRO BOWL PLAYERS COACHED (3): TE Todd Heap (2002-03), TE Austin Hooper (2018), TE Shannon Sharpe (2001).



REGGIE HERRING

LINEBACKERS

Reggie Herring enters his seventh season as linebackers coach with the Broncos in 2021. He was hired by the club on Jan. 28, 2015.

A linebackers coach for 40 years, including 16 seasons in the NFL ranks, Herring arrived in Denver to coach the position in 2015 after previous stops in the league with Chicago (2014), Houston (2002-03, '11-13) and Dallas (2008-10).

Herring has been a part of defensive staffs that have helped 10 linebackers make Pro Bowl appearances during their careers, including outside linebackers DeMarcus Ware (9), Mario Williams (4), Bradley Chubb (1) and Connor Barwin (1) as well as inside linebackers Zac Thomas (7), Keith Brooking (5), Lance Briggs (7), Brian Cushing (1), Sean Lee (2) and DeMeco Ryans (2).

Coaching Denver's inside linebackers for the last six seasons, Herring has helped lead a defense that ranked third in the NFL in total defense (326.5 ypg) during that span.

In 2020, inside linebackers Alexander Johnson and Josey Jewell finished first and second on the team in defensive tackles with 124 and 111 stops, respectively. Johnson, who ranked fifth in the AFC in defensive tackles, ended the season with the 13th-most total tackles in a single-season by a Broncos defender since 1991.

During both the 2018 and '19 seasons, inside linebacker Todd Davis led the team in tackles, highlighted by a career-best 134 defensive stops in 14 games in 2019 to rank third in the NFL in tackles per game (9.6). Johnson finished second on the club in 2019 with 93 tackles (51 solo) after entering the starting lineup in Week 5.

In 2017, Brandon Marshall and Davis finished as the Broncos' top two leading tacklers. Marshall's 106 defensive stops represented the third time in his career—and second time under

COACHING EXPERIENCE

16th NFL Season (7th with Broncos)

Denver Broncos	
Linebackers.....	2015-21
Chicago Bears	
Linebackers.....	2014
Houston Texans	
Linebackers.....	2011-13
Dallas Cowboys	
Linebackers.....	2008-10
University of Arkansas	
Defensive Coordinator/Linebackers...	2005-07
North Carolina State University	
Defensive Coordinator/Linebackers....	2004
Houston Texans	
Linebackers.....	2002-03
Clemson University	
Defensive Coordinator.....	1997-2001
Linebackers.....	1994-96
Texas Christian University	
Defensive Coordinator.....	1992-93
Auburn University	
Linebackers.....	1986-91
Oklahoma State University	
Linebackers.....	1982-85
Graduate Assistant.....	1981

Herring—he eclipsed the 100-tackle mark. Davis started 14 games and produced 82 tackles as a key component of Denver's fifth-ranked run defense (89.4 ypg).

Herring helped Denver's defensive transition to a 3-4 alignment in 2015, coaching Danny Trevathan (110 tackles) and Marshall (101 tackles), who finished No. 1 and No. 2, respectively, in defensive stops for the NFL's No. 1-ranked unit (283.1 ypg). The linebackers, both of whom overcame significant injuries sustained in 2014, were named co-recipients of the team's Ed Block Courage Award after starting 37-of-38 games during Denver's championship run and becoming the first Broncos defensive tandem to reach 100 tackles each since 2009.

Before his lone season working with the Bears in 2014, Herring coached in his second stint with the Texans from 2011-13. He was part of a staff that helped turn the league's 30th-ranked defensive unit into a group that ranked fourth overall (308.8 ypg) during his three years with the club.

In 2011, Herring's linebacker group accounted for 27 of the team's 44 sacks as the Texans ranked second in the NFL in total defense (285.7 ypg). Linebacker Brian Cushing earned second-team All-Pro honors from the Associated Press in 2011, and Connor Barwin transitioned from defensive end to outside linebacker and finished third in the AFC with 11.5 sacks.

As linebackers coach for Dallas from 2008-10, Herring helped outside linebacker DeMarcus Ware deliver the most productive three-season stretch of his career. In addition to averaging more than 100 tackles per season under Herring, Ware ranked first in the NFL with 46.5 sacks during that span, including two single seasons (20.0, 2008, 15.5, 2010) leading the league in that category.

Herring began his NFL coaching career instructing linebackers for the expansion Texans from 2002-03. Linebacker Jamie Sharper ranked second in the NFL with 303 tackles during his two seasons under Herring, including a league-high 166 defensive stops in 2003.

Before being hired by the Texans, Herring served as defensive coordinator and linebackers coach at North Carolina State (2004) and Arkansas (2005-07).

During Herring's lone season with the Wolfpack in 2004, N.C. State led the country in total defense (221.4 ypg). The unit featured up-and-coming sophomore defensive end Mario Williams, who would go on to become the No. 1 overall pick in the 2006 NFL Draft by the Texans.

In Herring's second year with Arkansas in 2006, he was named a finalist for the Broyles Award, given annually to the nation's top assistant coach. He also served as interim head coach for the Razorbacks during the 2008 Cotton Bowl.

Herring spent eight years at Clemson University, serving as linebackers coach from 1994-96 and defensive coordinator from 1997-2001. The Tigers made six bowl appearances during that stretch as seven of Herring's linebackers were selected in the NFL Draft. Herring was hired by Clemson after spending two seasons (1992-93) as defensive coordinator for Texas Christian University.

He began his coaching career as a graduate assistant for Oklahoma State in 1981 and was promoted to linebackers coach from 1982-85. Herring coached the same position at Auburn University from 1986-91 as the Tigers won three Southeastern Conference Championships during his six years with the school.

A three-year starter at linebacker for Florida State University from 1978-80, Herring led the Seminoles in tackles in each of his three seasons with the program and remains the third-leading tackler in school history. He was named a team captain during his senior season in 1980 and was later elected to the FSU Hall of Fame in 1989.

Herring and his wife, Lisa, have a daughter, Caroline, and a son, Adam.

PRO BOWL PLAYERS COACHED (1): LB DeMarcus Ware (2008-10).



MIKE Hiestand

ASST. DEFENSIVE LINE / ASST. TO HEAD COACH

Mike Hiestand, who enters his third season with the Denver Broncos in 2021, is the assistant to Head Coach Vic Fangio and also has responsibilities as the assistant defensive line coach. He was hired by the team on Jan. 30, 2019.

During Hiestand's two seasons in Denver, the Broncos rank first in the NFL in red zone defense (43.9%) and near the top third of the league in scoring defense (12th, 23.8 ppg). He joined the Broncos after coaching for seven seasons in the collegiate ranks, most recently serving as defensive coordinator for Ave Maria University from 2016-18.

Ave Maria's defense in 2018 set school records for

COACHING EXPERIENCE

3rd NFL Season (3rd with Broncos)

Denver Broncos

Assistant D.L./Assistant to H.C. 2021
Asst. to Head Coach/Defensive Q.C. 2019-20

Ave Maria University

Defensive Coordinator. 2016-18

University of Notre Dame

Defensive Graduate Assistant. 2015-15

Florida International University

Defensive Graduate Assistant. 2013

Miami (Ohio) University

Graduate Assistant. 2012

Illinois State University

Student Assistant Coach. 2011 (Spring)

scoring defense (23.5 ppg) and sacks (28) as the team captured the Sun Division Championship. Hiestand's unit also finished ninth in the nation in pass defense (158.4 ypg) while featuring four first-team all-conference players.

Hiestand spent two seasons as a defensive graduate assistant at the University of Notre Dame (2014-15) working primarily with the defensive line. Prior to coaching with the Irish, he was a graduate assistant for a season at Florida International University (2013) and Miami (Ohio) University (2012).

A former linebacker at Illinois State University from 2008-10, Hiestand began his coaching career as a student assistant for his alma mater during the spring of 2011.

Hiestand is married to Emily and graduated from Carmel Catholic High School in Mundelein, Ind. His father, Harry, is a longtime collegiate and NFL coach who most recently spent the 2019 season with Chicago.



KOREY JONES
ASSISTANT STRENGTH & CONDITIONING

Korey Jones is in his second season as assistant strength and conditioning coach for the Denver Broncos in 2021.

A seven-year pro football veteran, Jones played in the Canadian Football League with the Winnipeg Blue Bombers (2019), Edmonton

Eskimos (2014, '17-19), Saskatchewan Roughriders (2016) and British Columbia Lions (2013-14). He also competed in NFL training camps with Green Bay (2014) and Arizona (2013) after being signed by the Cardinals as a college free agent as well as playing one season with the Blacktips of the Fall Experimental Football League.

During each of the six past CFL offseasons, Jones assisted athletes with NFL Combine prep at Landow Performance in Centennial, Colo. He is a Certified Strength and Conditioning Specialist (CSCS) and a Certified Personal Trainer (CPT) through the National Strength and Conditioning Association (NSCA).

Jones was a two-year starter at linebacker for the University of Wyoming (2011-12) after beginning his collegiate career at Garden City Community College (2009-10). He attended Rocky Mountain High School in his native Ft. Collins, Colo.

COACHING EXPERIENCE

2nd NFL Season (2nd with Broncos)

Denver Broncos

Assistant Strength and Conditioning . . . 2020-21

Landow Performance (Centennial, Colo.)

Sports Performance Coach 2015-20



BILL KOLLAR
DEFENSIVE LINE

Bill Kollar enters his seventh season as defensive line coach for the Denver Broncos in 2021. He was hired by the club on Jan. 26, 2015.

Kollar has 37 years of coaching experience, including the last 31 seasons instructing defensive linemen at the NFL level. Before coming to Denver in 2015, he coached the defensive line for Houston (2009-14), Buffalo (2006-08), St. Louis (2001-05) and Atlanta (1990-2000).

Coaching Denver's defensive line for the last six seasons, Kollar has contributed to a defense that ranked third in the NFL in total defense (326.5 ypg) during that span. The Broncos also rank first and sixth in the league in pass defense (215.8 ypg) and sacks (253), respectively, during the six seasons with Kollar on staff.

Kollar, who emphasizes batting passes down at the line of scrimmage to his units, has helped the Broncos defensive line lead the league with 83 passes defended since 2015. His units have also contributed 85.5 sacks during that span.

During the last two seasons in Head Coach Vic Fangio's defense, Denver's defensive line has led the league with 33 passes defended to go along with 37 sacks. Second-year player Dre'Mont Jones

COACHING EXPERIENCE

33rd NFL Season (7th with Broncos)

Denver Broncos

Defensive Line 2015-21

Houston Texans

Defensive Line 2014

Asst. Head Coach/Defensive Line . . . 2009-13

Buffalo Bills

Defensive Line 2006-08

St. Louis Rams

Defensive Line 2001-05

Atlanta Falcons

Defensive Line 1990-2000

Purdue University

Defensive Line/Special Teams 1988-89

University of Illinois

Defensive Line/Special Teams 1986-87

Graduate Assistant 1985

Tampa Bay Buccaneers

Defensive Asst./Special Teams 1984

made a big jump in his second season working with Kollar in 2020, ranking third on the team with 6.5 sacks (36 yds.) in addition to posting 41 tackles (26 solo) in 13 games played.

In 2019, defensive end Shelby Harris ended the season as one of two primary linemen to record at least six sacks and seven passes defended. Jones began making contributions at the end of the season, earning AFC Player of the Week honors after recording a 2.5 sack, 8-tackle game in Week 16.

The Broncos' 2018 defensive line anchored a defense that tied for fifth in the NFL in takeaways (28) while combining to bat down 19 passes at the line of scrimmage—the most by the group during Kollar's four years in Denver. Denver's line featured starters Derek Wolfe, Domata Peko Sr. and Adam Gostis as well as the emergence of Harris in his second year with team.

In 2017, the Broncos improved from 28th in run defense to fifth despite a large turnover along the defensive line and mainstay Derek Wolfe being limited to just 11 games due to injury. Denver's defensive line in 2016 helped the Broncos finish the season fourth in total defense (316.1 ypg) and first in yards per play allowed (4.7).

In his first season with the Broncos, Kollar led a defensive line that accounted for 18 of the team's league-best 52 sacks. Five different defensive linemen posted multiple quarterback take-downs in 2015 and the unit batted down 11 passes at the line of scrimmage.

Wolfe and Malik Jackson combined with nose tackle Sylvester Williams to start 43-of-48 possible games for the Super Bowl-champion Broncos while helping Denver finish first in the NFL in total defense (283.1 ypg), including a No. 1 ranking against the pass (199.6 ypg) and a No. 3 ranking against the run (83.6 ypg).

Before arriving in Denver, Kollar spent six years with Houston, including his first five years with the franchise as assistant head coach/defensive line. During his tenure with the Texans, the team ranked eighth in the NFL in total defense (329.4 ypg) and third in the league in opponent third-down percentage (35.9).

Kollar's unit adjusted to the defense's transition to a 3-4 scheme in 2011 under Houston Defensive Coordinator Wade Phillips. In addition to posting the third-largest defensive turnaround (91.2 ypg) in NFL history in 2011, the Texans posted back-to-back seasons with a team-record 44 sacks in 2011 and 2012 to rank fifth in the league during that two-year stretch.

Defensive ends Mario Williams, Antonio Smith and J.J. Watt combined for five Pro Bowls playing for Kollar in Houston. Watt, who was named NFL Defensive Player of the Year by the Associated Press following the 2012 and 2014 seasons, led the league with 51 sacks during his four seasons under Kollar and became the first player in league history to post multiple campaigns with 20 or more sacks.

Kollar spent three years in Buffalo (2006-08), where he coached future All-Pro defensive tackle Kyle Williams and two-time Pro Bowl defensive end Aaron Schobel. Williams started 43-of-48 games to begin his NFL career under Kollar, while Schobel was selected to play in consecutive Pro Bowls beginning in 2006 when he posted a career-high 14 sacks to rank second in the AFC.

Prior to his three-year stint with Buffalo, he spent five seasons coaching the defensive line in St. Louis. Defensive end Leonard Little ranked fifth in the NFL with 55.5 sacks during that span and was named to the Pro Bowl in 2003. Kollar's defensive line was instrumental in the Rams' 2001 Super Bowl run as the club ranked third in the NFL in rush defense (85.9 ypg) while tying for the seventh-most sacks (45) in the league.

Kollar spent more than a decade (1990-2000) coaching the defensive line for the Falcons, highlighted by an NFC Championship in 1998 and an appearance in Super Bowl XXXIII against Denver. Pro Football Hall of Fame defensive end Chris Doleman played two seasons (1994-95) for Kollar and totaled 16 sacks for the Falcons, including nine quarterback takedowns in 1995 to earn his seventh career Pro Bowl selection.

A defensive lineman for eight seasons with Cincinnati (1974-76) and Tampa Bay (1977-81) after being selected by the Bengals in the first round (23rd overall) of the 1974 NFL Draft, Kollar began his coaching career as a defensive assistant/special teams with the Buccaneers in 1984.

Kollar spent a year as a graduate assistant at the University of Illinois in 1985 before being promoted to coach the defensive line and special teams for the Illini from 1986-87. He coached the same position for Purdue University from 1988-89 before beginning his NFL career with the Falcons in 1990.

An All-American defensive lineman at Montana State University, Kollar went on to earn Most Valuable Player honors at the 1974 Senior Bowl and was inducted into the Senior Bowl Hall of Fame in 2014.

Kollar and his wife, Jan, have two sons, Chad and Clint. He was born in Warren, Ohio.

PRO BOWL PLAYERS COACHED (6): DE Chris Doleman (1995), DE Leonard Little (2003), DE Aaron Schobel (2006-07), DE Antonio Smith (2011), DE J.J. Watt (2012-14), DE Mario Williams (2009).



CHRIS KUPER
ASSISTANT OFFENSIVE LINE

Chris Kuper enters his third year as assistant offensive line coach for the Denver Broncos in 2021. He was hired by the club on Jan. 22, 2019.

Kuper, who played offensive guard for the Broncos for eight seasons (2006-13), spent three years on Miami's coaching staff before returning to Denver. He was an assistant offensive line coach for the Dolphins from 2017-18 and an offensive quality control coach in 2016.

This past season, Kuper helped coach an offensive line that used five different combinations and featured steady improvement throughout the year. The unit, which included second-team All-Pro tackle Garrett Bolles, ranked tied for fourth in the NFL in sacks allowed (19) and sacks allowed per game (1.5) through the final 14 weeks of the season.

In 2019, Kuper assisted an offensive line that included guard Dalton Risner, who named to the PFWA's All-Rookie Team after playing the eighth-most snaps (1,035) among all first-year players. Denver's rushing offense averaged 103.9 yards per game as second-year running back Phillip Lindsay topped 1,000 yards.

From 2017-18, Miami's rushing attacked improved by nearly 25 yards per game (108.6) as the Dolphins' offense experienced the NFL's largest increase in rushing yards before contact (+468 yds.) in Kuper's second year assisting the offensive line. Third-year left tackle Laremy Tunsil also showed improvement in his second season working with Kuper, allowing just one sack in 2018 after being credited with six in 2017, according to STATS LLC.

In 2017, the Dolphins allowed just 33 sacks (11th in the NFL) despite using nine different offensive line combinations. Kuper took over the offensive line coaching duties for the final 11 weeks of the season, contributing to running back Kenyan Drake leading the NFL with 444 rushing yards over the final five weeks.

Kuper helped the Dolphins to a 10-win season and a postseason appearance in 2016 as Miami won nine of its final 11 games. During those 11 contests, the team ranked No. 3 in the NFL with 132.9 rushing yards per game and tied for third in the league with just 13 sacks allowed.

Selected by Denver in the fifth round (161st overall) of 2006 NFL Draft from the University of North Dakota, Kuper started 79-of-90 games played (68 at RG; 11 at LG) while playing his entire eight-year NFL career with the Broncos. A three-time captain, Kuper was the recipient of the Ed Block Courage Award in 2012 as voted on by his teammates.

Kuper, a two-time All-American at North Dakota (2004-05), and his wife, Cynthia, have four children: Madeline (10), James (8), Anna (5) and Alexandra (3). He's a native of Anchorage, Alaska.

COACHING EXPERIENCE

6th NFL Season (3rd with Broncos)

Denver Broncos	
Assistant Offensive Line2019-21
Miami Dolphins	
Assistant Offensive Line2017-18
Offensive Quality Control2016



LOREN LANDOW
HEAD STRENGTH & CONDITIONING

Loren Landow enters his fourth year as the Broncos' head strength and conditioning coach in 2021. He was hired by the club on March 12, 2018.

A 25-year professional in the field of performance enhancement, Landow joined the Broncos after spending 10 years as the owner and director of Landow Performance, a sports training center in Centennial, Colo. He has trained thousands of athletes during his career, including Olympians and more than 1,000 professional athletes associated with the NFL, NHL, MLB, UFC and WNBA.

In addition to his expertise on biomechanics and maximizing athletic performance, Landow is renowned for his emphasis on injury prevention and rehabilitation. He developed the ACL prevention program and the ACL return to sport protocols for the world-renowned Steadman Hawkins Clinic.

Before opening Landow Performance, he worked as the director of sports performance for Velocity Sports Performance in Englewood, Colo., from 2003-07 and as the director of ISSD at Colorado Athletic Club Inverness in Englewood from 1996-2003.

COACHING EXPERIENCE

4th NFL Season (4th with Broncos)

Denver Broncos	
Strength and Conditioning2018-21
Landow Performance (Centennial, Colo.)	
Owner & Director2008-18
Velocity Sports Performance (Englewood, Colo.)	
Director of Sports Performance2003-07
Colorado Athletic Club (Englewood, Colo.)	
Director of ISSD1996-2003

Landow is an MAT (muscle activation technique) Certified Specialist and is working toward RTS (resistance training specialist) Mastery Level. A Certified Strength and Conditioning Specialist (CSCS) through USA Weightlifting, he has earned advanced credentials from the National Academy of Sports Medicine (NASM) and the American Academy of Health and Fitness Professionals (AAHFP).

He is on the Board of Directors for the Exercise Science Program at Metro State University and the Board for the Master's program for Setanta College in Ireland.

A graduate of Westminster (Colo.) High School, Landow attended the University of Northern Colorado, where he graduated in 1996 with a degree in kinesiology and an emphasis in exercise science.



MARK LOECHER

ASSISTANT STRENGTH & CONDITIONING

Mark Loecher enters his first year as the Broncos' assistant strength and conditioning coach in 2021. He was hired by the club on March 5, 2021.

Loecher (pronounced LOW-sure) has seven years of NFL coaching experience, including spending this

past season as a member of the Pittsburgh Steelers' strength and conditioning staff. He began his NFL career with Buffalo as a strength and conditioning intern in 2014 before serving as an assistant strength coach with the team from 2015-19.

During his time working with the Bills and Steelers, Loecher specialized in GPS data tracking and analysis while supporting all areas of the strength and conditioning departments.

A four-year Division I hockey player at Mercyhurst University (Erie, Pa.) from 2008-12, Loecher completed several internships with the NHL's Buffalo Sabres and gained experience as a strength and conditioning coach at his alma mater from 2012-13 with the men's hockey program. He also worked as a strength and conditioning apprentice with the Rochester Americans (American Hockey League) during the 2013-14 season before moving on to the NFL.

Loecher, who earned both his bachelor's and master's degrees from Mercyhurst, is a certified Strength and Conditioning Specialist by the National Strength and Conditioning Association (NSCA). He is also Fascial Stretch Therapist and Precision Nutrition certified.

COACHING EXPERIENCE

8th NFL Season (1st with Broncos)

Denver Broncos

Assistant Strength and Conditioning2021

Pittsburgh Steelers

Strength and Conditioning Asst. Coach . . .2020

Buffalo Bills

Assistant Strength and Conditioning . . .2015-19

Strength and Conditioning Intern2014



CURTIS MODKINS

RUNNING BACKS

Curtis Modkins is in his fourth year as running backs coach for the Denver Broncos in 2021. He was hired by the club on Jan. 22, 2018.

A 26-year coaching veteran, Modkins has spent the last 13 years in the NFL as an offensive coordinator or running backs coach. He has

worked with four different 1,000-yard rushers with four different teams during that span: Phillip Lindsay (Den., 2018-19), Jordan Howard (Chi., 2017), Reggie Bush (Det., 2013) and C.J. Spiller (Buf., 2012).

During the 2020 season, the Broncos rushed for nearly 2,000 yards with Melvin Gordon III (215-986-9 TD) and Lindsay (118-502-1 TD) leading the team on the ground. Among running backs with at least 150 carries, Gordon III's 4.59 rushing average ranked fourth in the AFC.

Under Modkins' guidance, Lindsay became the first undrafted player in NFL history to rush for 1,000 yards in consecutive seasons to start his career. Lindsay, who became the first undrafted offensive player in NFL history to make the Pro Bowl as a rookie in 2018, finished his second season as just the fourth Bronco in team history to register back-to-back 1,000-yard rushing seasons.

COACHING EXPERIENCE

14th NFL Season (4th with Broncos)

Denver Broncos

Running Backs2018-21

Chicago Bears

Running Backs2017

San Francisco 49ers

Offensive Coordinator2016

Detroit Lions

Run Game Coordinator/RBs2013-15

Buffalo Bills

Offensive Coordinator/RBs2010-12

Arizona Cardinals

Running Backs2009

Kansas City Chiefs

Running Backs2008

Georgia Tech

Running Backs2003-07

Defensive Backs2002

University of New Mexico

Cornerbacks1998-2001

Texas Christian University

Tight Ends1997

Secondary1996

In his first season with the Broncos in 2018, Modkins coached a young group of running backs led by rookies Lindsay (1,037 yds., 9 TDs) and Royce Freeman (521 yds., 5 TDs). In addition to combining for 1,558 rushing yards, they became just the third rookie running back duo since the 1970 NFL merger to total at least five rushing scores apiece.

Coaching running backs for the Bears in 2017, Modkins helped Howard rank sixth in the NFL with 1,122 rushing yards while totaling five 100-yard rushing games. The second-year pro also posted a career-best nine rushing touchdowns to rank third in the NFL in that category.

Modkins served as offensive coordinator for San Francisco in 2016, helping the 49ers improve in several categories from the previous season. The team finished fourth in the NFL in rushing offense (126.2) as running back Carlos Hyde totaled a career-best 988 yards in just 13 starts. San Francisco also ranked second in the NFL in red zone efficiency (68.2%) while quarterbacks Colin Kaepernick and Blaine Gabbert combined for 21 touchdowns and just 10 interceptions.

Before joining San Francisco's staff, Modkins spent three seasons as running backs coach for the Detroit Lions. Bush turned in his second career 1,000-yard rushing season (1,006 yds.) in 2013 and ranked fifth in the NFL with 108 scrimmage yards per game. Bush (1,006 rushing and 506 receiving) and fellow running back Joique Bell (651 rushing and 547 receiving) became the first backfield tandem in league history to each register 500 rushing yards and 500 receiving yards in the same season.

As offensive coordinator for Buffalo from 2010-12, Modkins directed a unit in which quarterback Ryan Fitzpatrick topped 3,000 passing yards each season and wide receiver Stevie Johnson reached the 1,000-yard mark in each campaign. With Spiller earning his first Pro Bowl selection in 2012 after running for 1,244 yards, the Bills featured a 3,000-yard passer, a 1,000-yard rusher and a 1,000-yard receiver for the first time in 10 seasons.

Modkins began his NFL career as running backs coach for Kansas City in 2008 and then coached the same position for Arizona in 2009 before becoming offensive coordinator the Bills.

Prior to coaching in the NFL, Modkins spent 13 years working at the collegiate level. He coached at Georgia Tech from 2002-07, instructing the school's defensive backs his first year before switching sides to coach running backs for five seasons.

Modkins began his coaching career in 1995 as a graduate assistant at his alma mater, Texas Christian University. He went on to coach the team's secondary in 1996 and tight ends in 1997. Modkins spent the next four seasons coaching cornerbacks at the University of New Mexico before arriving at Georgia Tech.

A three-year starter and two-time All-Southwest Conference running back for TCU, Modkins finished his collegiate career ranked third in school history with 2,763 rushing yards.

Modkins was born in Marlin, Texas.

PRO BOWL PLAYERS COACHED (2): RB Phillip Lindsay (2018), RB C.J. Spiller (2012).



MIKE MUNCHAK

OFFENSIVE LINE

Mike Munchak enters his third year as offensive line coach for the Denver Broncos in 2021. He was hired by the club on Jan. 17, 2019.

Munchak has spent the past 39 years in the NFL—12 as a Pro Football Hall of Fame guard for the Houston Oilers/Tennessee Titans (1982-93) and 27 as a coach for the Oilers/Titans (1994-2013), Steelers (2014-18) and Broncos (2019-20).

An offensive line coach for 21 seasons, Munchak spent five years in that position with Pittsburgh before joining the Broncos. He also coached the offensive line with Houston/Tennessee from 1994-2010 before being promoted to head coach of the Titans from 2011-13.

During his two seasons with the Broncos, Munchak has played an instrumental role in the development of tackle Garrett Bolles. A second-team Associated Press All-Pro selection in 2020, Bolles was called for one holding penalty and allowed just half a sack, according to STATS LLC, this past season.

Denver's offensive line in 2020 used five different offensive line combinations and ranked tied for fourth in the NFL in sacks allowed (19) and sacks allowed per game (1.5) in Week 4-17. Rookie third-round center Lloyd Cushenberry III finished the season as of two rookies (T Tristian Wirfs, T.B.) in the NFL to play in 100 percent of their team's offensive snaps.

In his first year with the Broncos, Munchak led an offensive line that featured three 16-game

COACHING EXPERIENCE

28th NFL Season (3rd with Broncos)

Denver Broncos

Offensive Line2019-21

Pittsburgh Steelers

Offensive Line2014-18

Tennessee Titans/Houston Oilers

Head Coach2011-13

Offensive Line1997-2010

Offensive Quality Control1995-96

Offensive Assistant1994

starters (T Bolles, C Connor McGovern & G Dalton Risner). He played a key role in the development of Risner, who was named to the PFWA's All-Rookie Team after playing the fifth-most snaps (1,035) by a Broncos first-year offensive lineman since 1970.

The Broncos' offensive line also helped second-year running back Phillip Lindsay rush for more than 1,000 yards, representing the 19th time in 23 seasons that a Munchak coached unit paved the way for a 1,000-yard rusher. That total includes the 2009 campaign with Tennessee in which running back Chris Johnson became just the sixth player in NFL history to top 2,000 rushing yards (2,006).

During his 24 years as an NFL position coach or head coach, Munchak's offensive lines have finished in the Top 10 in fewest sacks allowed 16 times. He has coached seven different offensive linemen who have been selected to the Pro Bowl, including a trio of linemen in his final two seasons with Pittsburgh: guard David DeCastro, center Maurkice Pouncey and tackle Alejandro Villanueva.

In five seasons with the Steelers, Munchak helped coach an offensive unit that ranked second in total yards (391.1 ypg) and third in scoring (24.7 ppg) from 2014-18. His offensive line tied for the second-fewest sacks allowed (135) while giving up the second-fewest total pressures (559) during that span.

Munchak compiled a 22-26 record (.458) as the head coach of the Titans from 2011-13, leading Tennessee to 15 wins through his first two years to represent the third-most wins by a coach in his first two full seasons with the franchise.

Prior to taking over as head coach, Munchak spent 14 years (1997-2010) as Tennessee's offensive line coach. During that span, the Titans gave up the third-fewest sacks (396) in the NFL and featured four different Pro Bowl offensive linemen: Pro Football Hall of Famers Bruce Matthews (1997-2001) and Kevin Mawae (2008-09), tackle Brad Hopkins (2000, '03) and tackle Michael Roos (2009).

Tennessee's line booked for an NFL-high 12 individual 1,000-yard rushing seasons from 1997-2010 while ranking seventh in overall rushing (124.5 ypg) during that span.

Munchak began his coaching career immediately after retiring as a player, working as an offensive assistant for the Oilers in 1994 and as an offensive quality control coach for the team from 1995-96.

Elected to the Pro Football Hall of Fame Class of 2001, Munchak was the Oilers' eighth overall pick in the 1982 NFL Draft from Penn State University. He started 156 regular-season games and 10 postseason contests for the Oilers/Titans and had his No. 63 jersey retired by the organization.

Munchak, who was named to the 1980s NFL All-Decade Team, made nine Pro Bowls and received first-or second-team All-Pro honors in 10 of his 12 NFL seasons.

A second-team All-American at Penn State, where he played from 1978-81, Munchak spent his prep career at Scranton (Pa.) Central High School. Munchak is married to Marci and the couple has two daughters, Alex and Julie, a granddaughter, Emilia, and a grandson, Noah Michael.

PRO BOWL PLAYERS COACHED (7): G David DeCastro (2015-18), T Brad Hopkins (2000, '03), G Bruce Matthews (1997-2001), C Kevin Mawae (2008-09), C Maurkice Pouncey (2014, '16-18), T Michael Roos (2008), T Alejandro Villanueva (2017-18).



PIERRE NGO

ASSISTANT STRENGTH & CONDITIONING

Pierre Ngo enters his first year as the Broncos' assistant strength and conditioning coach in 2021. He was hired by the club on Feb. 11, 2021.

Ngo (pronounced NO) has eight years of NFL coaching experience, spending the last six seasons (2015-20) on Chicago's strength and conditioning staff and the 2012-13 campaigns with the New York Jets. In addition to his NFL experience, Ngo coached five years in the collegiate ranks.

In 2014, Ngo served as a strength and conditioning coaching assistant at UCLA, where he worked exclusively with the Bruins football team. Prior to joining UCLA, he spent one season at Arizona State University (2011), serving as an assistant strength coach for Sun Devils football. In addition to his football duties, Ngo also oversaw the strength and conditioning programs for women's volleyball, women's tennis and men's golf.

Ngo trained NFL, MLB, MMA and youth athletes at Philippi Sports Institute in Las Vegas from 2009-11. He began his coaching career as a strength and conditioning intern at ASU (2007) and UNLV (2008-09).

COACHING EXPERIENCE

9th NFL Season (1st with Broncos)

Denver Broncos	
Assistant Strength & Conditioning2021
Chicago Bears	
Assistant Strength & Conditioning	...2015-20
UCLA	
Strength & Conditioning Assistant2014
New York Jets	
Assistant Strength & Conditioning	...2012-13
Arizona State University	
Strength & Conditioning Assistant2011
UNLV	
Strength & Conditioning Intern2008-09
Arizona State University	
Strength & Conditioning Intern2007

A two-year letterman at linebacker at Langston University (2004-05), Ngo concluded his collegiate playing career in 2006 at the University of Oklahoma, where he earned a bachelor's degree in health and sports science.

Ngo is certified by the National Strength and Conditioning Association (NSCA) and the U.S. Track & Field and Cross Country Coaches Association. He is a USA Weightlifting Level 2 Coach, a USA Powerlifting Coach and a Fascial Stretch Therapist in addition to being a Tactical Strength and Conditioning Facilitator (NSCA).

He is married to Anh and the couple have one son (Nathan).



JOHN PAGANO

OUTSIDE LINEBACKERS

John Pagano enters his second season as outside linebackers coach for the Denver Broncos in 2021. He was hired by the club on Feb. 3, 2020.

A 32-year coaching veteran with 25 years of NFL experience, Pagano has been a linebackers coach, defensive coordinator or assistant head coach in each of the past 14 seasons in the NFL. He most recently spent the last two seasons as senior defensive assistant/outside linebackers coach for the Texans before joining the Broncos.

With Pagano leading the outside linebacker group in 2020, outside linebacker Bradley Chubb was selected to his first career Pro Bowl after recording 7.5 sacks and 19 quarterback hits in 14 games played. Chubb and Malik Reed, who finished tied for third in the NFL among undrafted players with a team-best eight sacks (61.5 yds.), became the sixth pair of Broncos teammates with simultaneous three-game sack streaks.

During his career with Houston (2018-19), Oakland (2017), San Diego (2002-16), Indianapolis (1998-01) and New Orleans (1996-97), Pagano has coached several prominent pass rushers, including Pro Bowlers Jadeveon Clowney, Khalil Mack, Shawne Merriman and Shaun Phillips.

In Pagano's two seasons in Houston, the team captured back-to-back AFC South Division titles. Clowney was chosen to his third consecutive Pro Bowl in 2018 while outside linebacker Whitney Mercilus was one of two players to record at least seven sacks, two interceptions and four forced fumbles in 2019.

Pagano spent the 2017 season as the Raiders' assistant head coach—defense. He took over defensive playcalling duties in Week 12, helping the Raiders' pass rush record the seventh-most sacks (17) in the NFL in the final six games of the season after ranking last in the league in sacks (14) through the first 10 games.

Before joining Oakland, Pagano spent 15 seasons in various defensive coaching positions with the Chargers and was part of six playoff teams. He spent his final five seasons in San Diego (2012-16) as the team's defensive coordinator, helping the team score the fifth-most defensive touchdowns (17) in the NFL during that span.

With Pagano as his position coach, Merriman was selected as the NFL Defensive Rookie of the Year in 2005 before leading the league with 17 sacks in 12 games played in 2006. Phillips also enjoyed success working with Pagano, earning a Pro Bowl nod in 2010 and recording at least seven sacks in six consecutive seasons (2005-10).

Before his stint with the Chargers, Pagano spent four years as a defensive assistant in Indianapolis (1998-2001), including three seasons with Broncos Head Coach Vic Fangio on staff as the defensive coordinator. He got his NFL start in the same role with New Orleans in 1996 following seven seasons as a college assistant (Mesa State, 1989; UNLV, 1990-91; Louisiana Tech, 1994; Ole Miss, 1995) and high school coach (Overland High School, Aurora, Colo., 1992-93).

A Boulder, Colo., native, Pagano was an all-state linebacker at Fairview High School before playing collegiately at Colorado Mesa University (1985-88). His father, Sam Pagano, was a legendary high school coach at Fairview and a Colorado Sports Hall of Fame Class of 2018 inductee. His brother, Chuck Pagano, most recently coached with Chicago, serving as defensive coordinator for

COACHING EXPERIENCE

26th NFL Season (2nd with Broncos)

Denver Broncos	
Outside Linebackers2020-21
Houston Texans	
Senior Defensive Asst./OLBs2018-19
Oakland Raiders	
Assistant Head Coach - Defense2017
San Diego Chargers	
Defensive Coordinator2012-16
Linebackers2009-11
Outside Linebackers2007-08
Asst. Linebackers - Quality Control2005-06
Defensive Asst. - Quality Control2002-04
Indianapolis Colts	
Defensive Assistant1998-2001
New Orleans Saints	
Defensive Assistant1996-97
University of Mississippi	
Graduate Assistant1995
Louisiana Tech University	
Graduate Assistant1994
Overland High School (Aurora, Colo.)	
Assistant Coach1992-93
University of Nevada-Las Vegas	
Graduate Assistant1990-91
Mesa State College (Grand Junction, Colo.)	
Assistant Coach1989

the Bears from 2019-20.

John is married to Kimberly and the couple has two children: Jagger (20) and Brody (12). He was born in Boulder, Colo.

PRO BOWL PLAYERS COACHED (9): OLB Bradley Chubb (2020), OLB Jadeveon Clowney (2018), CB Casey Heyward (2016), OLB Khalil Mack (2017), OLB Shawne Merriman (2005-07), OLB Shaun Phillips (2010), S Darrell Stuckey (2014), CB Jason Verrett (2015), S Eric Weddle (2013-14).



CHRISTIAN PARKER

DEFENSIVE BACKS

Christian Parker enters his first season as defensive backs coach with the Denver Broncos in 2021. He was hired by the club on Feb. 8, 2021.

Parker, who most recently served as Green Bay's Defensive Quality Control Coach for the past two seasons, has eight years of coaching experience. He previously coached at Texas A&M (2018), Notre Dame (2017), William & Mary (Spring 2017), Norfolk State University (2015-16) and Virginia State University (2013-14).

With the Packers from 2019-20, Parker focused on the defensive secondary (cornerbacks) while assisting in breaking down opponent game film and analyzing their offensive tendencies. He also was responsible for helping develop the playbook, compiling team and player reports, and coordinating the opponent scout team.

The Packers ranked ninth in the NFL in scoring defense the last two seasons (21.3 ppg) while picking off the 12th most passes (28). Quarterbacks had a combined 86.1 passer rating from 2019-20 against the Packers, which was the ninth fewest in the NFL during that span. Cornerback Jaire Alexander was selected to the Pro Bowl in 2020, becoming the youngest Packer to make the league's annual All-Star game in seven years.

As a defensive analyst for Texas A&M in 2018, Parker worked primarily with the secondary and helped the Aggies rank ninth in the nation in third-down defense (30.3%). Prior to joining the Aggies, Parker spent the 2017 season as a defensive analyst at Notre Dame after serving as the cornerbacks coach at William & Mary during the offseason.

Parker worked as defensive backs coach/recruiting coordinator coach at Norfolk State from 2015-16. He started his coaching career as the cornerbacks (2013) and secondary (2014) coach at Virginia State.

A four-year player at the University of Richmond, Parker was a member of Colonial Athletic Association championship teams in 2009 and 2012. He graduated from Richmond with a bachelor's degree in political science.

COACHING EXPERIENCE

3rd NFL Season (1st with Broncos)

Denver Broncos	
Defensive Backs	2021
Green Bay Packers	
Defensive Quality Control	2019-20
Texas A&M University	
Defensive Analyst	2018
University of Notre Dame	
Defensive Analyst	2017
William & Mary College	
Cornerbacks	2017 (Offseason)
Norfolk State University	
Defensive Backs/Recruiting Coord.	2015-16
Virginia State University	
Secondary/Recruiting Coord.	2014
Cornerbacks	2013



JUSTIN RASCATI

OFFENSIVE QUALITY CONTROL

Justin Rascati enters his third season as an offensive quality control coach with the Denver Broncos in 2021. He was hired by the club on Jan. 30, 2019.

After spending his first two seasons in Denver assisting Offensive Line Coach Mike Munchak and the team's offensive line, Rascati will work more with the team's quarterbacks in 2021.

This past season, Denver's offensive line used five different combinations and featured steady improvement throughout the year. The unit, which included second-team All-Pro tackle Garrett Bolles, ranked tied for fourth in the NFL in sacks allowed (19) and sacks allowed per game

COACHING EXPERIENCE

3rd NFL Season (3rd with Broncos)

Denver Broncos	
Offensive Quality Control	2019-21
University of Tennessee-Chattanooga	
Offensive Coordinator/QBs	2017-18
Tennessee Tech University	
Offensive Coordinator	2016
University of Tennessee-Martin	
Wide Receivers/Passing Game Coord.	2014-15
Weber State University	
Quarterbacks	2012-13
Kentucky Country Day School (Louisville, Ky.)	
Offensive Coordinator	2010-11

(1.5) through the final 14 weeks of the season.

With the Broncos in 2019, Rascati assisted an offensive line that included three players who started all 16 games (T Garrett Bolles, C Connor McGovern & G Dalton Risner). He was part of an offensive staff that helped running back Phillip Lindsay rush for more than 1,000 yards.

Rascati, who has 11 seasons of coaching experience, was an offensive coordinator for three seasons at the University of Tennessee-Chattanooga (2017-18) and Tennessee Tech University (2016) before joining Denver.

Rascati coordinated the offense for Tennessee Tech in 2016 following two seasons as wide receivers coach and passing game coordinator for the University of Tennessee-Martin. He began his collegiate coaching career as quarterbacks coach for Weber State University from 2012-13 following two seasons (2010-11) as offensive coordinator for Kentucky Country Day School in Louisville, Ky.

A former quarterback, Rascati played collegiately at the University of Louisville in 2003 before transferring to James Madison University. He passed for 5,912 yards with 51 touchdowns and only 16 interceptions in three seasons (2004-06) at JMU, leading the Dukes to a 13-2 record and the program's first FCS National Championship in 2004.

Rascati earned tryouts with the NFL's Chicago Bears and the CFL's Montreal Alouettes before playing two seasons in the Arena Football League.

A graduate of Buchholz High School in Gainesville, Fla., Rascati finished his prep career as the school's all-time leader in career passing yards (5,033) and passing touchdowns (45). He was selected to participate in the prestigious AFCA 35 Under 35 Coaches Leadership Institute at the 2019 AFCA Convention in San Antonio.

Rascati and his wife, Jennifer, have three boys: Rhett (8), Rhys (5) and Riley (1).



MATT SHELDON

SENIOR ANALYST

Matt Sheldon enters his first season as senior analyst with the Denver Broncos in 2021.

With more than 20 years of experience in coaching, analytics and video, Sheldon's role focuses on league-wide research, self-scouting and coaching strategy.

Sheldon previously worked as the director of football research and strategy with both the New York Jets (2019-20) and Miami Dolphins (2017-18). He also served as director of analytics and football research for the Chicago Bears from 2015-16 when Broncos Head Coach Vic Fangio was the team's defensive coordinator.

From 2013-14, Sheldon worked as the director of sports solutions development at Zebra Technologies, the official player tracking provider of the NFL.

Sheldon spent 12 seasons as a coach at the professional level, most recently as linebackers coach for the Montreal Alouettes of the CFL in 2012.

He was the assistant defensive backs coach for the Minnesota Vikings from 2010-11 when Broncos General Manager George Paton was the team's director of player personnel. From 2006-09, Sheldon coached linebackers with the Buffalo Bills, developing middle linebacker Paul Posluszny, who earned team defensive MVP honors in 2008.

Sheldon joined the NFL coaching ranks with the St. Louis Rams (2001-05), where he was a defensive and special teams assistant. In his first season, the Rams advanced to Super Bowl XXXVI.

Sheldon began his coaching career at the University of Wisconsin (1997-99), where he served as a graduate assistant and helped coach the secondary. A former defense back at the University of Minnesota (1987-91), he earned his bachelor's degree from UMN's Carlson School of Management and earned his MBA from Wisconsin.

COACHING EXPERIENCE

18th NFL Season (1st with Broncos)

Denver Broncos	
Senior Analyst.....	2021
New York Jets	
Dir. of FB Research & Strategy.....	2019-20
Miami Dolphins	
Dir. of FB Research & Strategy.....	2017-18
Chicago Bears	
Dir. of Analytics & FB Research.....	2015-16
Zebra Technologies	
Dir. of Sports Solutions Development.....	2013-14
Montreal Alouettes (CFL)	
Linebackers.....	2012
Minnesota Vikings	
Assistant Defensive Backs.....	2010-11
Buffalo Bills	
Linebackers.....	2006-09
St. Louis Rams	
Defensive/Special Teams Asst.....	2001-05
University of Wisconsin	
Graduate Assistant (Secondary).....	1997-99



MIKE SHULA

QUARTERBACKS

Mike Shula enters his second season as quarterbacks coach for the Denver Broncos in 2021. He was hired by the club on Jan. 28, 2020.

Shula has been a quarterbacks coach or offensive coordinator in each of his last 21 seasons in the NFL. Before joining Denver, he most recently worked as offensive coordinator for

the New York Giants from 2018-19 when Broncos Offensive Coordinator Pat Shurmur was the team's head coach.

Quarterback Drew Lock showed improvement throughout the 2020 season, finishing the final four weeks of the season completing 90-of-147 passes (61.2%) for 1,015 yards with seven touchdown and two interceptions (92.1 rtg). Shula was also tasked with preparing quarterbacks Brett Rypien and Jeff Driskel along with practice-squad wide receiver Kendall Hinton for starts with Lock missing time due to injury and COVID-19 protocols.

With the Giants in 2019, Shula worked closely with quarterback Daniel Jones (284-459, 3,027 yds., 24 TD, 12 INT), who became just the second player in NFL history with at least 24 touchdown passes and 12 or fewer interceptions during his rookie season. He also worked with quarterback Eli Manning in 2018 as the 15th-year veteran completed a personal-best 66 percent of his passes and registered the lowest interception percentage (1.9) of his career.

Before joining the Giants, Shula spent seven seasons with Carolina as the team's quarterbacks coach (2011-12) and offensive coordinator (2013-17).

Shula was instrumental in the development of quarterback Cam Newton, the Panthers' No. 1 overall draft choice in 2011. Newton was selected to three Pro Bowls (2011, '13, '15) and was chosen as the NFL Most Valuable Player during the 2015 season as Carolina advanced to Super Bowl 50 against the Broncos.

As Jacksonville's quarterbacks coach from 2007-10, Shula helped David Garrard total the NFL's seventh-best TD-to-INT ratio (71 TD, 41 INT) during that four-year period. The Jaguars advanced to the divisional round of the playoffs in 2007 as Garrard (2,509 yds., 18 TD, 3 INT) ranked third in the NFL with a 102.2 passer rating.

From 2003-06, Shula was the head coach at the University of Alabama, where he coached the Crimson Tide to a 26-23 (.531) record. Alabama's 2005 team finished 10-2 with a Cotton Bowl victory and a No. 8 final ranking in the Associated Press poll.

Shula coached the Dolphins' quarterbacks from 2000-02, the first three years following Pro Football Hall of Famer Dan Marino's retirement. Quarterbacked by Jay Fiedler, Miami won 11 games and advanced to the postseason in each of Shula's first two seasons on staff.

Shula's first opportunity as an offensive coordinator came with Tampa Bay from 1996-99 under Head Coach Tony Dungy. The 1997 Bucs squad featured the most offensive Pro Bowl selections (4) in team history at the time with running back Mike Alstott, center Tony Mayberry, running back Warrick Dunn and quarterback Trent Dilfer all being named to the NFC team.

A former quarterback for the Buccaneers during the 1987 season, Shula began his coaching career with Tampa Bay as an offensive assistant from 1988-90. He served as a coaching assistant with Miami from 1991-92 and then coached tight ends for Chicago from 1993-95.

Shula played quarterback at Alabama, where he was the Crimson Tide's starter from 1984-86. He led Alabama to a 24-11-1 (.681) record before being selected by Tampa Bay in the 12th round (313th overall) of the 1987 NFL Draft.

He is the son of the late Don Shula, a Pro Football Hall of Famer and the winningest head coach in NFL history. His brother, Dave Shula, was the head coach of the Cincinnati Bengals from 1992-96 and currently coaches wide receivers for Dartmouth College.

A graduate of Christopher Columbus High School in Miami, Mike Shula and his wife, Shari, have three daughters: Samantha, Brooke and Ryan. He was born in Baltimore.

PRO BOWL PLAYERS COACHED (7): RB Mike Alstott (1997-99), RB Saquon Barkley (2018), QB Trent Dilfer (1997), RB Warrick Dunn (1997), QB David Garrard (2009), C Tony Mayberry (1997-99), QB Cam Newton (2011, '13, '15).

COACHING EXPERIENCE

27th NFL Season (2nd with Broncos)

Denver Broncos	
Quarterbacks	2020-21
New York Giants	
Offensive Coordinator	2018-19
Carolina Panthers	
Offensive Coordinator	2013-17
Quarterbacks	2011-12
Jacksonville Jaguars	
Quarterbacks	2007-10
University of Alabama	
Head Coach	2003-06
Miami Dolphins	
Quarterbacks	2000-02
Tampa Bay Buccaneers	
Offensive Coordinator	1996-99
Chicago Bears	
Tight Ends	1993-95
Miami Dolphins	
Coaching Assistant	1991-92
Tampa Bay Buccaneers	
Quarterbacks	1990
Offensive Assistant	1988-89



NATHANIEL WILLINGHAM

DEFENSIVE QUALITY CONTROL

Nathaniel Willingham enters his third season as a defensive quality control coach with the Denver Broncos in 2021. He was hired by the club on Jan. 30, 2019.

Willingham has contributed to a defensive staff that has helped the Broncos become the first team since 1995 to lead the league in red zone defense in consecutive years (43.9% on 47-of-107 attempts).

In his first year with the Broncos in 2019, Willingham assisted the defensive staff and helped run the scout team during practices. He contributed to Denver finishing the 2019 season ranked in the Top 12 in several key defensive categories: scoring (10th, 19.8 ppg), pass defense (11th, 225.6 ypg) and total defense (12th, 337.0 ypg).

In addition to his two seasons with the Broncos, Willingham has 10 years of coaching experience at the college and high school levels. He spent four seasons coaching on the defensive side at Stanford University (2015-18) and one year as tight ends coach for Menlo College (2014).

With the Cardinal, Willingham served in several roles, including football quality control analyst (2018), defensive assistant (2016-17) and recruiting assistant. Stanford posted a 40-14 (.741) record in Willingham's four years on staff while playing in two Pacific 12 Championship games (2015, '17) and winning one Rose Bowl (2015).

Willingham, who received his bachelor's degree from Menlo College (Atherton, Calif.) in 2016, coached tight ends for the school in 2014—the last season of the football program's existence.

From 2008-12, Willingham coached at his alma mater, Skyline High School, in Sammamish, Wash. During his three seasons coaching the varsity squad, the school won a pair of state championships and posted a 37-5 (.881) record.

A former prep center and defensive tackle at Skyline, Willingham was born on July 9, 1990. His father, Tyrone, was a head coach for 17 seasons at Stanford (1995-2001), the University of Notre Dame (2002-04) and the University of Washington (2005-08).

Willingham is married to Rachel and the couple has a son, Augustus.

COACHING EXPERIENCE

3rd NFL Season (3rd with Broncos)

Denver Broncos	
Defensive Quality Control	2019-21
Stanford University	
Defensive Assistant	2017-18
Volunteer Defensive Assistant	2016
Recruiting Assistant	2015
Menlo College	
Tight Ends	2014
Skyline High School (Sammamish, Wash.)	
Defensive Line	2011-12
Assistant Linebackers	2010
Defensive Line/Offensive Line (J.V.)	2008-09



EMILY ZALER

PLAYER PERFORMANCE ASSISTANT

Emily Zaler enters her second year with the Broncos as a player performance assistant coach in 2021. She was hired by the club on Sept. 5, 2020.

Zaler, who began her tenure with the Broncos in 2020 as a Bill Walsh Diversity Coaching Fellow, became the first full-time female coach in team history. She works exclusively with

Head Strength and Conditioning Coach Loren Landow and supports all areas of the strength and conditioning department.

Prior to joining the Broncos, Zaler spent the 2019-20 NBA season as a seasonal assistant strength and conditioning coach with the New York Knicks before the league was shut down due to the coronavirus pandemic. She also served as an assistant strength and conditioning coach at the University of California San Diego from 2018-19, assisting the director of sports performance with the programming and coaching for men's basketball, men's and women's soccer and softball.

In addition to stints with the Knicks and UC San Diego, Zaler has more than ten years of coaching experience including stops as the Director of Training at Fit Athletic Club (San Diego, 2017-19) and Life Time Athletic (Roseville, Calif., 2016-17). She first gained experience within sports performance at Athletes' Performance (now EXOS) as an intern (Tempe, Ariz., 2008-2010).

Zaler earned her bachelor's degree in exercise science from Arizona State University (2010) and went on to obtain her master's degree in applied exercise science-strength and conditioning from Concordia University of Chicago in 2020. She also attended the University of Oregon and the University of Missouri, where she played NCAA Division I soccer while completing her undergraduate degree.

Zaler is a Certified Strength and Conditioning Specialist with Distinction (CSCS, *D) and Registered Strength and Conditioning Coach (RSCC).

COACHING EXPERIENCE

2nd NFL Season (2nd with Broncos)

Denver Broncos	
Player Performance Assistant	2020-21
New York Knicks	
Strength & Conditioning Intern	2019-20
University of California-San Diego	
Assistant Strength & Conditioning	2018-19

PLAYER PERSONNEL / FOOTBALL OPERATIONS



RICH HURTADO

VICE PRESIDENT OF FOOTBALL ADMINISTRATION

Rich Hurtado enters his second year with the Denver Broncos in 2021 as the club's vice president of football administration. After 15 years of experience negotiating contracts as a team executive or player agent, he was hired by the Broncos on Jan. 29, 2020.

In addition to leading the club's negotiating and structuring of all player contracts, Hurtado manages the Broncos' salary cap and ensures the club's compliance with the league's Collective Bargaining Agreement.

Hurtado spent 11 years as an agent/executive after four seasons working in football administration with the Philadelphia Eagles.

During his tenure with Creative Artists Agency (formerly Five Star Athlete Management), Hurtado worked closely with CAA Football Division Co-Head Todd France managing negotiations and CBA-related matters for 70 NFL clients totaling more than \$2.5 billion in total contracts.

In addition to working on nearly \$1 billion worth of free agent deals with CAA, Hurtado helped negotiate more than \$1 billion in contract extensions, including record-breaking deals for defensive tackle Fletcher Cox (2016), wide receiver DeAndre Hopkins (2017) and defensive tackle Aaron Donald (2018).

Prior to working as a player agent, Hurtado spent four years (2005-08) in football administration with the Philadelphia Eagles. Originally hired by the Eagles as a football administration intern in 2005, Hurtado worked as a salary cap analyst for the team before being promoted to manager of football administration.

With the Eagles, Hurtado managed the organization's salary cap planning, research and compliance functions. He served as the team's primary liaison with the NFL Management Council regarding CBA matters and worked closely with Vice President of Player Personnel Howie Roseman and team President Joe Banner on contract negotiations.

Hurtado graduated with honors from the University of Florida in 1996 with a bachelor's degree in Decision and Information Sciences (DIS). After working for eight years as a managing consultant at IBM, he went on to earn his MBA from Dartmouth College's Tuck School of Business in 2006.

Hurtado, who is bilingual in English and Spanish, is a native of Miami, Fla.



MARK THEWES

V.P. OF FOOTBALL OPERATIONS & COMPLIANCE

Mark Thewes enters his second season as the Broncos' vice president of football operations and compliance and 19th season in the NFL in 2021. He previously served as the team's director of team administration from 2012-19.

Originally hired by Denver on Jan. 12, 2009, as assistant to the head coach, Thewes worked for the Cleveland Browns from 1999-2004 and spent four years with GMR Marketing in Charlotte, N.C., before he joined the Broncos.

A member of the club's executive staff, Thewes serves as the liaison to the NFL office to ensure the club's compliance with the collective bargaining agreement, roster management and reporting, scheduling, officiating and discipline. In addition to overseeing the team's football analytics department, he works closely with Vice President of Football Administration Rich Hurtado in player contract analysis and overall football department budgeting and monitoring.

Serving on the Broncos' Diversity and Inclusion Committee, Thewes manages the club's diversity coaching and scouting programs. He also is an Infection Control Officer within his role on the team's COVID-19 Task Force.

A native of Canton, Ohio, Thewes worked as an intern in the operations and marketing departments at the Pro Football Hall of Fame before joining the Browns as an intern for their re-entry into the NFL in 1999. He was hired full time by the Browns in 2000 and handled marketing/sponsorships for the club through 2004.

At GMR Marketing, an Omnicom Group Inc. experiential/sports marketing agency, Thewes was an account director in its sports division. In that capacity, he primarily worked with NFL, NCAA and NASCAR accounts.

A four-year starter on the baseball team at Miami (Ohio) University, Thewes received a bachelor's degree in business from the school before earning a master's degree in sports administration from Ohio University. He is a graduate of Canton McKinley Senior High School in Canton, Ohio.

Mark and his wife, Megan, have one son (Wade) and one daughter (Gwen).



KELLY KLEINE

EXEC. DIR. OF FB OPS. / SPECIAL ADVISER TO THE GM

Kelly Kleine enters her first year with the Denver Broncos in 2021 as Executive Director of Football Operations/Special Advisor to the General Manager.

Entering her 10th NFL season, Kleine serves as the primary liaison for the Broncos' football operations and maintains significant responsibilities with both pro and college scouting. She is involved in all aspects of the Broncos' personnel department, including player evaluation, NFL Draft/free agency preparations and day-to-day football administration.

Reporting directly to Paton, Kleine oversees the Broncos' video and equipment departments while collaborating across many other areas throughout the organization.

Kleine spent the previous nine years with the Minnesota Vikings and most recently was the club's manager of player personnel/college scout (2019-20). She had extensive day-to-day responsibilities within the Vikings' personnel department, including player evaluation, NFL Draft/free agency planning, opponent advances and general football administration.

With the Vikings, Kleine had specific scouting assignments with college players from Minnesota, Wisconsin, Montana and the Dakotas. She held numerous other college scouting responsibilities for the Vikings while overseeing NFL Draft operations and serving as a liaison for pro tryouts.

Kleine previously worked as the Vikings' college scouting coordinator (2015-18), scouting assistant (2014) and scouting administration intern (2013). She began her NFL career with the Vikings as a public relations intern in 2012.

A 2013 University of Minnesota graduate with a bachelor's degree in sports management, Kleine worked in the Golden Gophers' athletic communications office as a student intern from 2010-13. She was a three-sport athlete (golf, basketball and softball) at Sheboygan North High School in Sheboygan, Wis., and is a native of Sheboygan.



DARREN MOUGEY

DIRECTOR OF PLAYER PERSONNEL

Darren Mougey enters his 10th season with the Broncos in 2021 and his first year as director of player personnel.

In his role, Mougey oversees the day-to-day operations of the pro and college scouting departments, working directly with General Manager George Paton on all player personnel decisions.

Mougey has worked in a variety of scouting roles for the club since being hired in 2012. He most recently worked as the team's Assistant Director of

College Scouting in 2020.

Mougey has scouted the Western region for the Broncos during the last five years. Before being promoted to Assistant Director of College Scouting, he served as Western Regional Scout (2017-19) and Western Area Scout (2016).

Hired as a personnel intern by the Broncos in 2012, Mougey has also worked as a Personnel/Scouting Assistant (2013), College/Pro Personnel Scout (2014) and Southwest Area Scout (2015). He began his post-playing career as an offensive assistant at his alma mater Chaparral High School (Scottsdale, Ari.) in 2011.

Prior to joining the Broncos, Mougey competed in NFL training camps as a wide receiver with the Atlanta Falcons (2009) and Arizona Cardinals (2010). A four-year letterman and a team captain at San Diego State University, he played wideout during his final two collegiate seasons after converting from quarterback.

Mougey prepped at Chaparral High School where he was a highly-touted quarterback prospect. He graduated from San Diego State with a bachelor's degree in business. He and wife, Hannah, have a son, Emmett (3).

DID YOU KNOW?

The Broncos have selected more players (19) from the University of Florida in the NFL Draft than from any other school in the country.



A.J. DURSO

DIRECTOR OF PRO PERSONNEL

A.J. Durso enters his ninth year with the Broncos and his fifth season as director of pro personnel in 2021. He joined the team as pro scouting coordinator in 2013 before working as assistant director of pro personnel from 2015-16.

Durso's responsibilities managing the pro personnel department for the Broncos include scouting current NFL players and overseeing the advance scouting for the club's upcoming opponents.

His experience with the Broncos includes the evaluation of free agents and trades in addition to advance scouting and overseeing assignments of other professional football leagues. He also coordinates player workouts and visits while executing cross-check evaluations for the NFL Draft assigned by Director of Player Personnel Darren Mougey.

Before coming to Denver, Durso spent three seasons in Cleveland as pro scout and five years in football operations with Seattle. After beginning his NFL career as an operations intern with the Seahawks in 2005, Durso served as football operations coordinator/assistant to Executive Vice President & Head Coach Mike Holmgren for three seasons (2006-08) and as an offensive assistant for Seattle in 2009.

A graduate of SUNY Institute of Technology, where he was a member of the baseball team, Durso is married to Toby.



BRIAN STARK

DIRECTOR OF COLLEGE SCOUTING

Brian Stark enters his ninth season with the Broncos and his fifth year as director of college scouting for the team in 2021. He worked as a national scout for the club in 2016 following four years evaluating the Western region (2015) and the West Coast (2012-14).

Stark, 47, joined the Broncos after serving three seasons as the offensive coordinator/quarterbacks coach for Yale University (2009-11) and nine seasons in various coaching capacities at San Diego State (2000-08). During those 12 seasons, he personally recruited or coached 12 NFL Draft choices.

Stark spent nine years at San Diego State, serving as tight ends coach (2007-08), director of football operations/recruiting coordinator (2000-01, '06) and passing game coordinator/quarterbacks coach (2002-05). In his four seasons as quarterbacks coach for San Diego State, the Aztecs' signal-callers averaged nearly 3,100 yards and 18 passing touchdowns a year while setting 18 SDSU or MWC records.

Before joining San Diego State's staff, Stark spent the 2001 season as offensive program coordinator for the University of Washington, where he also assisted with the Huskies' recruiting efforts.

He began his professional career at his alma mater, the University of Colorado, where he was a student assistant/assistant recruiting coordinator from 1994-98.

Stark, a Fort Morgan, Colo., native, and his wife, Sarah, have two sons, Jackson (13) and Alex (11).



ROMAN PHIFER

SENIOR PERSONNEL EXECUTIVE

Roman Phifer enters his first season as senior personnel executive with the Denver Broncos in 2021.

A 20-year NFL veteran as a player/coach/scout and a three-time Super Bowl-champion linebacker, Phifer is heavily involved in both pro and college scouting for the Broncos. He maintains a presence at UCHealth Training Center in addition to scouting on the road.

An assistant linebackers coach with the Broncos from 2009-10, Phifer spent the last three seasons (2018-20) with the Detroit Lions as West Coast Area Scout.

Phifer worked as director of player development at his alma mater, UCLA, from 2016-17 and oversaw all aspects of day-to-day player welfare and life skills. He also worked closely with the university's staff to monitor scholastic progress and was the primary facilitator for all Bruins football community outreach.

During his time with the Bruins, Phifer participated in a two-week scouting internship with the Lions in 2017. He joined the club full time prior to the 2018 NFL Combine.

An All-American linebacker at UCLA, Phifer was selected by the Los Angeles Rams in the second round (31st overall) of the 1991 NFL Draft. He played eight seasons (1991-98) with the Rams before going on to play with the N.Y. Jets (1999-2000), New England (2001-04) and N.Y. Giants (2005).

A four-time Pro Bowl alternate (1995, '96, 2001, '03), Phifer was a part of three Super Bowl-winning teams with the Patriots (2002, '04-05).

During his 15-year NFL playing career, Phifer appeared in 212 regular-season games (177 starts) and totaled 1,123 tackles (858 tackles), 29 sacks (181.5 yds.), 11 interceptions, 65 passes defended, 12 forced fumbles and eight fumble recoveries. He added 42 tackles (30 solo) in nine career postseason games (7 starts).

Phifer (pronounced: FI-fer) grew up in Charlotte, N.C.



JORDAN DIZON

ASSISTANT DIRECTOR OF PRO PERSONNEL

Jordan Dizon enters his seventh year with the Broncos and first season as assistant director of pro personnel. He was hired by the club on July 27, 2015.

In his role, Dizon works closely with Director of Pro Personnel A.J. Durso scouting current NFL players. A pro scout during his first six years with the Broncos, Dizon has been heavily involved with the production and presentation of advance scouting reports to coaching staffs.

A former linebacker, Dizon played 28 career games for the Detroit Lions after being selected by the club in the second round (45th overall) of the 2008 NFL Draft. He spent the 2010 season on injured reserve before retiring from professional football in 2011.

Dizon played collegiately at the University of Colorado, where he finished his career ranked fourth in school history with 440 tackles. He was named a consensus All-American following his senior season in 2007 to become the first CU linebacker to earn that distinction since Broncos Director of Player Personnel Matt Russell in 1996.

A native of Kauai, Hawai'i, Dizon was an all-state running back on the island's Waimea High School. Dizon and his wife, Chelsea, have two daughters, Mehana (8) and Mahea (6).



NICK SCHIRALLI

ASSISTANT DIRECTOR OF COLLEGE SCOUTING

Nick Schiralli enters his 14th year with the Broncos' personnel department in 2021 and his first season as assistant director of college scouting. He spent the previous four seasons (2017-20) as the Broncos' Eastern regional scout after nine years (2008-16) evaluating the Atlantic area.

Schiralli joined the Broncos after spending two years (2006-07) as an offensive graduate assistant at the University of Florida, where he also was a four-year letterman as a wide receiver from 1996-99. He served in a variety of capacities with the Gators and was a part of their staff in 2006 that helped

the team to a BCS national championship victory.

The 45-year-old spent four years working with the football program at the University of North Carolina from 2002-05. He was an offensive graduate assistant coach with the Tar Heels in 2005 after working as director of player personnel and special teams assistant from 2002-04.

Schiralli began his professional career in 2000 as the wide receiver coach at Cardinal Newman High School in West Palm Beach, Fla., before coaching wide receivers and special teams at Gainesville High School in Gainesville, Fla., in 2001.

As a wide receiver at Florida, Schiralli played 36 career games and was a two-time Southeastern Conference Academic Honor Roll student-athlete. He was a member of the Gators' 1996 national championship squad as well as two SEC Championship teams and was named to the SEC's Good Works Team recognizing his efforts in the community.

Schiralli holds master's degrees in sports management and human performance/sports psychology from Florida. He also owns bachelor's degrees from Florida in telecommunications and public relations.

Nick and his wife, Jenny, have a son, Cale (14), and three daughters, Sawyer Mae (12), Scout Isabelle (10) and Fynley Belle (7).



SAE WOON JO

WESTERN NATIONAL SCOUT

Sae Woon Jo enters his first season with the Denver Broncos in 2021 as Western national scout.

Jo, who has 18 years of scouting and coaching experience, spent the last nine seasons with the Atlanta Falcons, including the last eight years as an area scout.

In his role as an area scout with the Falcons, Jo scouted college players in the West region of the country, primarily from the Pac-12 Conference, the Mountain West Conference and the Big Sky Conference. He joined Atlanta in

2012 as college scouting coordinator, where his duties included coordinating college visit logistics, draft board preparations, "Point of Attack" tapes and evaluations of college and pro players.

Prior to joining the Falcons, Jo spent nine years on the defensive coaching staff at Occidental College (2003-12). After starting as an assistant linebackers coach in 2003, he coached safeties (2004), defensive line (2005-06) and linebackers (2007-12). He also spent one season as a Defensive Assistant Coach for the AFL's Los Angeles Avengers in 2004.

Jo began his football career as a quarterbacks coach and special teams coordinator at University City High School in San Diego. He earned his bachelor's degree in Communications from the University of California-San Diego in 2003.

A former quarterback at Crescenta Valley (Calif.) High School, Sae Woon Jo (pronounced SAY-won JOE) is married to Christine and the couple has a daughter, Finley (5).



EUGENE ARMSTRONG

SOUTHWEST AREA SCOUT


Eugene Armstrong enters his 16th season as a college scout with the Denver Broncos in 2021 and evaluates the Southwest area for the franchise.

Armstrong joined the Broncos after spending seven years (2000-06) working in the Houston Texans' personnel department, including his final three seasons with the club as a college scout evaluating the Southwest and Midwest regions.

Armstrong was hired by the Texans in 2000 as a scouting intern and was promoted to a college scouting assistant in 2002 for the franchise's inaugural season. In that capacity, he maintained the club's college database and reviewed prospect tapes while scouting the states of Texas, Louisiana and Oklahoma.

He earned a bachelor's degree in business administration from the University of Tulsa, where he played safety for the Golden Hurricane.

Armstrong played football and baseball at Elsie High School in Houston, where he currently resides. Armstrong is married (Korya) and has a daughter, Shelbi, and a son, Emory.



DAVE BRATTEN

COLLEGE SCOUTING COORD. / WEST AREA SCOUT

Dave Bratten is in his 23rd season with the Denver Broncos' organization in 2021 and his 22nd year in the college scouting department. He works as the Broncos' college scouting coordinator and also evaluates the West area for the club.

Bratten, 47, initially joined the Broncos in 1997 as a media relations intern. A graduate of Arvada West High School in Arvada, Colo., Bratten earned a master's degree in sports management from Georgia Southern University in 1998 and a bachelor's degree in English from Monmouth (Ill.) College in 1996.

Bratten, and his wife Kim, along with their daughter Sidney, reside in Lakewood, Colo.



BRYAN CHESIN

MIDWEST AREA SCOUT

Bryan Chesin enters his eighth year with the Broncos and his fourth season evaluating the Midwest area for the club in 2021. He was originally hired by the club as a video/operations assistant in 2014.

As a player personnel assistant from 2015-16, Chesin's duties included evaluating college and pro prospects and scouting the Mountain Region. He also assisted with the operations and administrative efforts of the personnel department during his first three years with the club.

Prior to joining the Broncos, Chesin was a Producer Intern for NFL Films in Mount Laurel, N.J. He spent four seasons on the coaching staff at his alma mater Chaparral High School in Scottsdale, Ariz., winning three consecutive state championships (2009-11) and helping more than 20 players earn Division I scholarships.

Chesin is a graduate of the University of Arizona, where he was a video assistant for the football team.



SCOTT DiSTEFANO

SENIOR COLLEGE CONSULTANT (MIDWEST)

Scott DiStefano is in his 41st year with the Denver Broncos' personnel department in 2021 and serves as the club's senior college consultant. He also scouts the Midwest area for the team.

He began his career with the Broncos under former General Manager John Beake, scouting the Rocky Mountain and Southwest regions before serving as a Midwest Area Scout from 1990-2019. In addition to his scouting duties with the Broncos during the 1980s, DiStefano also assisted with the breakdown of film cutups for Assistant Head Coach Joe Collier.

DiStefano, 64, played quarterback at Snow Junior College in Ephraim, Utah, under Head Coach Dave Arslanian before transferring to Colorado State University to play for Head Coach Sark Arslanian. The father (Sark) and son (Dave) Arslanian combo was instrumental in preparing him for a football career with the Broncos.

Although DiStefano had opportunities to play for the Hamilton Tiger-Cats and Edmonton Eskimos of the Canadian Football League, he opted to begin his coaching career as a graduate assistant at Colorado State in 1981. He served in that capacity for the season before coming to the Broncos in 1982.

A native of Alliance, Ohio, DiStefano was an all-conference quarterback in 1975 at Alliance High School, the same school that produced Pro Football Hall of Fame quarterback Len Dawson. Among the honors bestowed upon him was the 1974 Massillon (Ohio) JayCee's conference sportsmanship award, a prestigious honor from such a football-rich region of Ohio.



FRANTZY JOURDAIN

SOUTHEAST AREA SCOUT

Frantzy Jourdain enters his third year as a Southeast Area Scout for the Denver Broncos in 2021.

A 19-year NFL personnel veteran, Jourdain spent three seasons with the Houston Texans—as a national scout from 2017-18 and southeast area scout in 2016—before joining the Broncos.

Before joining the Texans, Jourdain worked for 13 years in the New England Patriots' scouting department. He was hired by the Patriots as a player personnel assistant in 2003 before being elevated to an area scout in 2005.

During his 13 years in New England, Jourdain was part of 12 AFC East Division titles, six AFC Championship Games, five Super Bowl teams and three World Championships.

Jourdain spent the 2002 season as the secondary coach and co-special teams coordinator for Duquesne University following three seasons (1999-2001) as defensive coordinator for Southern Durham (N.C.) High School.

A former running back and strong safety for the University of Rhode Island (1993-97), Jourdain began his coaching career as a graduate assistant at North Carolina Central University while working on his master's degree from 1997-99.



ROB PATON

SCOUTING COORDINATOR

Rob Paton enters his fifth season with the Denver Broncos in 2021 and his first year as scouting coordinator. He joined the team as a personnel intern in 2017 before being promoted to scouting assistant (2018) and college/pro scout (2019-20).

Paton's current duties include scouting college prospects in the Southeast Region and evaluating pro prospects. He also assists with the production and presentation of advance scouting reports to coaching staffs on upcoming opponents.

Paton previously served as a scouting analyst for the UCLA football team from 2015-16, playing a key role in the school's recruiting efforts. A graduate of the University of San Diego in 2014, he began his collegiate career at UCLA, where he competed as a safety for the Bruins.

During the 2014-15 season, Paton worked as a defensive backs coach for his former high school, Loyola (Los Angeles).



DEON RANDALL

NORTHEAST AREA SCOUT

Deon Randall enters his fifth year with the Denver Broncos in 2021 and his first season as Northeast area scout. He joined the Broncos as a personnel intern in 2017 before working as a scouting assistant (2018) and pro/college scout (2019-20) for the club.

Randall's current duties include scouting college prospects in the Northeast Region. Randall was previously responsible for assisting on evaluations of pro prospects. He also presented advance scouting reports to coaches on upcoming opponents.

Randall played wide receiver for Yale University from 2010-14, where he was a two-time All-Ivy League selection. A 2014 team captain, he graduated as Yale's all-time leading receiver with 219 career catches for 2,320 yards.

A quarterback, wide receiver, defensive back and punt returner at Francis W. Parker High School in San Diego, Randall accounted for 100 total touchdowns over his final two seasons and was named the 2009 Coastal Conference Offensive Player of the Year.



PATRICK WALSH

PRO SCOUT

Patrick Walsh enters his fourth year as a pro scout for the Denver Broncos in 2021 and his sixth season overall with the club. Hired by the team as a personnel intern on July 25, 2016, he worked as a player personnel assistant in 2017.

Walsh's current duties include evaluating pro prospects in addition to assisting with the production and presentation of advance scouting reports to coaching staffs.

Before joining the Broncos in 2016, Walsh coached for six years at the collegiate level. He most recently served as the offensive line coach, run game coordinator and recruiting coordinator at Humboldt State University from 2013-15.

Walsh also coached at the University of Texas-El Paso (graduate assistant/asst. offensive line, 2012), Pacific University (tight ends, 2011) and Foothill College (defensive line/special teams, 2010).

A former collegiate center/guard at Sacramento State (2008-09) and Foothill College (2006-07), Walsh attended Pioneer High School in San Jose, Calif.

DID YOU KNOW?

The record for most years of service on the Broncos' coaching staff is 21, held by Mike Shanahan. He was an assistant with the Broncos from 1984-87 and from '89-91 before serving as head coach from 1995-2008.

Shanahan and Joe Collier are the only two individuals to coach at least 20 years for the Broncos. Collier served on Denver's coaching staff in several capacities for 20 seasons from 1969-88.

FOOTBALL TECHNOLOGY & RESEARCH



TONY LAZZARO

SR. DIRECTOR, FOOTBALL TECHNOLOGY & RESEARCH

Tony Lazzaro enters his 20th season with the Denver Broncos in 2021 and is the club's Senior Director, Football Technology and Research. He was hired on July 22, 2002.

Lazzaro, who has 24 years of NFL experience, leads the team's Football Information Systems and Football Analytics departments, which together assist in football operations decision-making processes through technology and data analysis. His duties include overseeing the collection and storage of data, development of custom applications and administration of advanced analytics and research.

Prior to his current position, Lazzaro served as the Broncos' Director of Football Information Systems (2009-19) and Manager of Football IT (2002-08). He joined the team after working with the San Diego Chargers' IT department in various roles from 1998-2002.

Lazzaro attended Colorado State University, where he graduated with a bachelor's degree in Business – Finance, before earning his Master of Business Administration from National University in San Diego. He was a member of the track team at CSU, running both the 400m and 800m events.

A native of San Diego, Lazzaro and his wife, Kerri, have two children: Emily (13) and Ethan (11).



KARL SCHREINER

DIRECTOR, FOOTBALL INFORMATION SYSTEMS

Karl Schreiner enters his seventh season with the Denver Broncos in 2021 and is the club's director, football information systems. He previously served as the team's senior applications developer before being promoted ahead of the 2020 season.

Schreiner designs, builds and maintains all internal systems supporting personnel, coaches, trainers, and the strength and conditioning staff. He also is responsible for importing, maintaining and generating reports based on a wide range of player and statistical data.

A graduate of Highlands Ranch (Colo.) High School, Schreiner received his bachelor's degree in computer information sciences from Metro State University. He and his wife, Jessica, have one daughter, Brooklyn.



SCOTT FLASKA

SR. MANAGER, FOOTBALL ANALYTICS

Scott Flaska enters his sixth season with the Denver Broncos in 2021 and his second as the club's senior manager of football analytics. He was hired as the team's lead analyst on Aug. 29, 2016.

In his current role, Flaska works with the football operations departments to design and implement data-driven research and solutions that add value to the organization.

Before joining the Broncos, Flaska worked as a professional development program engineer for Northrop Grumman in Boulder, Colo.

Flaska attended the University of Colorado, where he graduated with a bachelor's degree in mechanical engineering in 2014.

EXECUTIVE STAFF



RICH SLIVKA

GENERAL COUNSEL

Rich Slivka enters his 22nd year with the Denver Broncos in 2021 and serves as general counsel for both the club and Stadium Management Company, which operates Empower Field at Mile High.

Slivka is responsible for all legal functions of the Broncos in addition to overseeing the human resources, finance and information technology groups. His role with the team and SMC also includes managing sponsorship contracts, intellectual property claims, stadium legal issues and insurance matters.

He began working with late Broncos Owner Pat Bowlen in 1987 and continued his involvement with him and the team until assuming a full-time counsel role in 2000.

Slivka's career began as an attorney for the U.S. Department of Justice Tax Division in Washington D.C., where he spent five years (1969-73) before working as a lawyer with the U.S. Attorney's Office for the District of Colorado from 1974-76. He practiced private law in Denver beginning in 1976 with specialties involving corporate/business law, commercial litigation and arbitration, white collar criminal law, complex civil law and tax litigation. The legal Peer Review Rating has given him the highest possible rating in both legal ability and ethical standards.

He has been a certified public accountant and is currently a member of the Sports Lawyers Association. Slivka obtained his J.D. from George Washington University in 1969 and a bachelor's degree in business/accounting from Arizona State University in 1966.

Slivka currently sits on the board for Denver Broncos Charities, which has overseen the distribution of more than \$35 million to charitable groups in the Denver area since its inception in 1993.

He is an avid outdoorsman, having summited all 54 of Colorado's 14,000-foot peaks. Born in Bridgeport, Conn., Slivka and his wife, Terri, have two children.



MAC FREEMAN

CHIEF COMMERCIAL OFFICER

Mac Freeman is in his 21st season with the Broncos in 2021 and operates as the club's Chief Commercial Officer.

In his current role, Freeman is responsible for overseeing the objectives and implementation of all commercial strategies for the Broncos. He is responsible for marketing, ticket sales, corporate sales, premium sales, game entertainment, broadcast, business intelligence and fan engagement.

Freeman has lead innovations that enable elevation across all business departments. He spearheaded the rollout and implementation of digital tickets in 2015, a revolutionary accomplishment at the forefront of the industry.

He continues to evolve broadcast strategy and elevates stadium experience through long-term renovation and in-stadium upgrades.

With more than 30 years of experience in the sports and entertainment business, including involvement with every major professional sports league (NFL, MLB, NBA, NHL, MLS, MLL), Freeman holds expertise in the areas of strategic planning, marketing and sales, event booking and production, fiscal planning and budgeting, and facility management.

After working as the general manager for the final three seasons at Mile High Stadium (1998-2000), Freeman joined the Broncos in 2001 as Vice President of Stadium Operations, where he oversaw all operations of Empower Field at Mile High and Stadium Management Company. He was promoted to Senior Vice President of Business Development for the Broncos in 2010.

Prior to his time in Denver, he was the Assistant General Manager at Pittsburgh's Three Rivers Stadium and Mellon Arena. He also served as Director of Marketing at Mellon Arena, home of the Pittsburgh Penguins and the University of Pittsburgh basketball teams.

Freeman was the Director of Marketing at the Los Angeles Memorial Coliseum and Sports Arena, where he worked with the Los Angeles Raiders, Los Angeles Clippers and the University of Southern California football and basketball programs.

After graduating from Hampden-Sydney College in Virginia, he began his career in the late 1980s working at the Richmond Coliseum and Mosque Theater.

Freeman currently serves on several local boards, including Denver Broncos Charities and Denver City Lax, an inner-city youth lacrosse program in Denver.

In addition to his role with the Broncos, Freeman served as President of Major League Lacrosse's Denver Outlaws from 2010-19. The Denver Outlaws won the 2014, 2016 and 2018 MLL Championships while making the postseason in 13 of their 14 years under Edge management (2006-19).

Born in New York City, Freeman and his wife, Molly, have three children: Lily, James and Jack.



PATRICK SMYTH

CHIEF COMMUNICATIONS OFFICER

Patrick Smyth enters his 12th year leading the Denver Broncos' public relations and is the club's Chief Communications Officer.

In his 18th season with the Broncos, Smyth oversees the team's public relations, community development and digital media departments. He is responsible for all internal and external communication for the Broncos and Empower Field at Mile High, including traditional media outreach, social media channels and the club's website.

The Broncos' spokesperson and primary media contact, Smyth works closely with the President & CEO, General Manager, Head Coach, players and key executives. He is a member of the organization's executive team and on the board of Broncos Charities.

A University of Florida graduate, Smyth has led a public relations staff that twice won the Pete Rozelle Award (Pro Football Writers of America)—and been a seven-time finalist—for professionalism with the media. The Broncos received the Pete Rozelle Award following their 2013 Super Bowl XLVIII appearance and 2015 Super Bowl 50 victory during the winningest four-year period (2012-15) in team history.

The Broncos' community development work earned national recognition in consecutive years from 2020-21 when they were named 1-of-4 finalists for ESPN's Sports Humanitarian Team of the Year. With more than eight million followers, the Broncos' social media channels consistently rank among the NFL leaders in overall engagement and are among the Top-25 largest platforms in North American sports.

Individually, Smyth led the PR efforts for 2013 NFL MVP and *Sports Illustrated* Sportsperson of the Year Peyton Manning as well as the 2019 Pro Football Hall of Fame election of Owner Pat Bowlen. He directed the PR outreach for 2016 PFWA Jack Horrigan Award recipient John Elway and 2012 PFWA Good Guy Award winner Tim Tebow, named that year by *TIME* as one of the 100 most influential people in the world.

Joining the Broncos in 2004 as a media relations graduate assistant, Smyth worked closely with Super Bowl coaches Gary Kubiak, John Fox and Mike Shanahan. He became the youngest PR director in the NFL in 2010 at age 27.

Smyth was selected by the NFL to work three AFC Championship Games and began his NFL career as an intern with the Super Bowl XXXVII-champion Tampa Bay Buccaneers in 2002. His internship/part-time experience includes Florida's athletic department (2001-04) and the Philadelphia Flyers (2002).

Graduating from Florida in 2004 with highest honors and a bachelor's degree in public relations, Smyth received its "Outstanding Young Alumnus" award in 2011. He was recognized by the *Denver Business Journal* in 2012 as a "40 under 40" recipient for his business and community contributions.

Smyth is a Wilmington, Del., native and married to Leslie with a son (Patrick).



NANCY SVOBODA

EXECUTIVE V.P. OF HUMAN RESOURCES

Nancy Svoboda is entering her ninth season with the Denver Broncos in 2021 and her fifth year as the team's executive vice president of human resources.

Leading all human resources efforts for the Broncos and Stadium Management Company, Svoboda has instituted several innovative systems and procedures within the organization, including management programs, compensation reviews, and technology solutions. She leads a team that works diligently to ensure compliance on legal issues while respecting the demands of the NFL business and football culture of the Broncos.

Svoboda serves as an Infectious Control Officer and has been a member of the organization's COVID-19 Task Force throughout the pandemic. She is responsible for employee communication as well as ensuring staff compliance with both the NFL protocol and the Colorado Department of Public Health & Environment guidelines at both UCHHealth Training Center and Empower Field at Mile High.

Before joining the Broncos in 2013, Svoboda served as senior vice president of human resources for The Integer Group, a company she was associated with for nearly 20 years.

Svoboda received certification as a senior professional in human resources (SPHR) from the Human Resources Certification Institute as well as a senior certified professional (SHRM-SCP) from the Society for Human Resource Management. She also is a certified True Colors® Personal Success Facilitator and an EQ-i2.0 Emotional Intelligence Certified Trainer.

A contributing author of The Praeger Handbook of Human Resource Management, Svoboda received a bachelor's degree in business administration from Illinois State University and a master's degree in education, human resources and organizational development from Colorado State University. In February 2018, she was inducted into the Illinois State College of Business Hall of Fame.

Originally from Illinois, Svoboda has resided in Colorado since 1986. She is married and has two sons, one who has served and the other who is currently serving in the U.S. Army.



JUSTIN WEBSTER

CHIEF FINANCIAL OFFICER

Justin Webster enters his ninth season as chief financial officer for the Denver Broncos in 2021 and 12th year overall with the franchise. He was originally hired by the club as vice president of finance on May 16, 2010.

Webster, who has 27 years of experience in accounting, auditing and financial management, leads all finance and accounting functions for the Broncos and other related team entities.

Responsible for the organization's strategic financial planning, reporting and cash flow management, Webster is instrumental in continuously strengthening the financial operations of the Broncos. During his tenure with the Broncos, he has led a number of debt restructurings that have significantly improved the club's cash flow and improved its financial agility.

Webster serves as treasurer for Denver Broncos Charities, which has overseen the distribution of more than \$35 million to charitable groups in the Denver area since its inception in 1993. He also is a member of the Board of Trustees for the National Sports Center for the Disabled as well as the advisory board for the Denver chapter of the American Cancer Society.

Before joining the Broncos, Webster worked in the homebuilding and development industries for more than 10 years, holding various positions with a large national homebuilder prior to joining a local developer in Denver. He started his career at Ernst & Young LLP in Detroit, where he obtained his CPA and worked in the Assurance and Advisory practice, overseeing the audits of a number of public and private companies.

Webster attended Alma College, where he played soccer for four years and graduated with a degree in business administration/accounting in 1994. He is in a member of the President's Advisory Council for his alma mater. Born in Michigan, Webster is married to Anne and the couple has three children: Drew, Isabella and Cameron.

VICE PRESIDENTS



Keith Bishop
Vice President
of Security



Brittany Bowlen
Senior Vice President
of Strategy



Chip Conway
Senior Vice President
of Operations



Rich Hurtado
Vice President of
Football Administration



Marc Jackson
Vice President of
Ticketing, Sales & Service



Ray Jackson
Vice President of
Player Development



China Jude
Vice President of Diversity,
Equity & Inclusion



Brady Kellogg
Senior Vice President of
Corporate Partnerships



Darren O'Donnell
Vice President of
Business Development



Jay Roberts
Stadium General Manager



Russ Trainor
Sr. Vice President of
Information Technology




Mark Thewes
Vice President of
Football Ops. & Compliance



Sandy Young
Vice President of
Partnership Marketing





McTELVIN AGIM

95

DEFENSIVE LINEMAN

6-3 • 309 • 2ND YR. • ARKANSAS

BORN: Sept. 25, 1997, in Texarkana, Texas

HIGH SCHOOL: Hope (Ark.) High School

ACQUIRED: Draft #3c (95th overall), 2020

NFL YEAR: 2nd • YEAR WITH BRONCOS: 2nd

NFL GAMES PLAYED/STARTED: 10/0



AGIM AT A GLANCE:

- A second-year defensive lineman from the University of Arkansas who appeared in 10 games with the Broncos in 2020.
- Totaled eight tackles (2 solo) and a pass defended in his inaugural campaign.
- Started 40-of-49 games played at Arkansas, totaling 148 tackles (62 solo), 14.5 sacks (81 yds.), six forced fumbles and two fumble recoveries during his collegiate career.
- Appeared in all 12 games during his final campaign with the Razorbacks in 2019, collecting 39 tackles (20 solo) and a collegiate-high five sacks (24 yds.)
- Excelled in the classroom, receiving Fall SEC Academic Honor Roll honors for three consecutive years (2017-19).
- Prepped at Hope (Ark.) High School where he was named the Gatorade Arkansas Football Player of the Year and the *Arkansas Democrat-Gazette* All-Arkansas Preps Defensive Player of the Year as a senior in 2015.
- Earned the 2015 Paul Eells Award which is given annually to an Arkansas high school football player who best exhibits perseverance, determination, courage and resolve in the face of adversity.
- Selected by the Broncos in the third round (95th overall) of the 2020 NFL Draft.

CAREER TRANSACTIONS: Signed by Denver as a draft choice 7/22/20.



2020: Agim, who was selected by the Broncos in the third round (95th overall) of the 2020 NFL Draft, appeared in 10 games his rookie season, totaling eight tackles (2 solo) and a passed defended... Made his NFL debut vs. T.B. (9/27)... Collected his first career tackle at NYJ (10/1)... Posted season-high two tackles and had one pass defended at Atl. (11/8)... Tied season-high with two tackles at LV (11/15).

COLLEGE: Agim started 40-of-49 games played at the University of Arkansas, recording 148 tackles (62 solo), 14.5 sacks (81 yds.), six forced fumbles and two fumble recoveries during his collegiate career... Started all 12 games played in his senior year and posted 39 tackles (20 solo), five sacks (24 yds.), one forced fumble and one fumble recovery... Led the team in both tackles for loss (8.5) and sacks (5)... Started 11-of-12 games played in 2017, logging 37 tackles (15 solo), 2.5 sacks (19 yds.), three passes defended and two forced fumbles... Played in all 13 games (5 starts) as a freshman, contributing 27 tackles (8 solo) and 2.5 sacks (13 yds.)... Recorded at least a half sack in three games, including his first-career sack at Texas Christian (9/10).

PERSONAL: Agim played in high school at Hope (Ark.) High School, where he was named the Gatorade Arkansas Football Player of the Year and the *Arkansas Democrat-Gazette* All-Arkansas Preps Defensive Player of the Year as a senior in 2015... Earned the 2015 Paul Eells Award which is given annually to an Arkansas high school football player who best exhibits perseverance, determination, courage and resolve in the face of adversity... Tallied 77 tackles and 24 sacks during his final high school season... Participated in Nike's The Opening, a showcase for top high school football prospects... McTelvin Agim (pronounced: UH-geem) was born on Sept. 25, 1997 in Texarkana, Texas.

AGIM'S REGULAR SEASON RECORD

Year	Club	G	S	UT	A	TT	S-Yds.	I-Yds.	PD	FF	FR	TD-Int.	TD-FR	S	Pts.
2020	Denver	10	0	2	6	8	0-0	0-0	1	0	0	0	0	0	0
CAREER TOTALS		10	0	2	6	8	0-0	0-0	1	0	0	0	0	0	0


DID YOU KNOW?

The Denver Broncos earned their 500th overall (reg. + postseason) victory against the Los Angeles Chargers in Week 5 of the 2019 season (Oct. 6), reaching their milestone victory in 947 games. The Broncos rank second in the NFL in overall wins among original American Football League franchises.

McTELVIN AGIM'S CAREER GAME-BY-GAME

(Victories asterisked)

2020 DENVER (5-11)		TACKLES								
Date	Opponent	P/S	UT	A	TT	S-Yds.	I-Yds.	PD	FF	FR
Sep 14	vs. Tennessee				INACTIVE					
Sep 20	at Pittsburgh				INACTIVE					
Sep 27	vs. Tampa Bay	P	0	0	0	0-0	0-0	0	0	0
Oct 1	at N.Y. Jets*	P	0	1	1	0-0	0-0	0	0	0
Oct 18	at New England*				INACTIVE					
Oct 25	vs. Kansas City				INACTIVE					
Nov 1	vs. L.A. Chargers*				INACTIVE					
Nov 8	at Atlanta	P	1	1	2	0-0	0-0	1	0	0
Nov 15	at Las Vegas	P	0	2	2	0-0	0-0	0	0	0
Nov 22	vs. Miami*	P	0	0	0	0-0	0-0	0	0	0
Nov 29	vs. New Orleans	P	0	1	1	0-0	0-0	0	0	0
Dec 6	at Kansas City				INACTIVE					
Dec 13	at Carolina*	P	1	0	1	0-0	0-0	0	0	0
Dec 19	vs. Buffalo	P	0	1	1	0-0	0-0	0	0	0
Dec 27	at L.A. Chargers	P	0	0	0	0-0	0-0	0	0	0
Jan. 3	vs. Las Vegas	P	0	0	0	0-0	0-0	0	0	0
Season Totals			10/0	2	6	8	0-0	0-0	1	0



CALVIN ANDERSON

76

TACKLE



6-5 • 300 • 3RD Yr. • TEXAS

BORN: March 25, 1996, in Philadelphia

HIGH SCHOOL: Westlake High School, Austin, Texas

ACQUIRED: Signed off New York Jets' Practice Squad, 2019

NFL YEAR: 3rd • YEAR WITH BRONCOS: 3rd

NFL GAMES PLAYED/STARTED: 16/2

ANDERSON AT A GLANCE:

- A third-year tackle who appeared in all 16 contests (2 starts - 1 at RT; 1 at LT) with the Broncos in 2020.
- Spent 12 weeks on Denver's active roster in 2019 after being signed off the N.Y. Jets' practice squad.
- Started all 14 games at left tackle, earning honorable mention All-Big 12 Conference honors in one season at the University of Texas after joining the Longhorns as a graduate transfer from Rice University.
- Signed by Denver off the New York Jets' practice squad on Oct. 1, 2019.
- Entered the NFL with New England as a college free agent on May 2, 2019.

CAREER TRANSACTIONS: Signed by New England as a college free agent 5/2/19; Waived by New England 5/13/19; Signed by N.Y. Jets 5/14/19; Waived by N.Y. Jets 8/31/19; Signed by N.Y. Jets (practice squad) 9/1/19; Signed by Denver (active roster) 10/1/19.



2020: Anderson played in all 16 games with the Broncos, making two starts (1 at RT; 1 at LT)... Made his NFL debut vs. Ten. (9/14)... Collected his first-career NFL start at right tackle at LV (11/15)... Posted second-career start and began the game at left tackle at Car. (12/13).

2019: Anderson, who entered the NFL with New England as a college free agent on May 2, spent the first four weeks of the season on the N.Y. Jets' practice squad... Was signed by Denver off of the Jets' practice squad on Oct. 1... Was inactive in Games 5-16.

COLLEGE: Anderson started all 14 games at the University of Texas as a graduate transfer, earning All-Big 12 Conference honors in 2018... Started all 36 games played at Rice University, where he was chosen honorable mention All-Conference-USA in 2016 and '17 by the league's coaches.

PERSONAL: Anderson played football, basketball and tennis at Westlake High School in Austin, Texas... Marched center snare in the drum line... Calvin Anderson was born on March 25, 1996, in Philadelphia.

ANDERSON'S REGULAR SEASON RECORD

Year	Club	G	S
2019	Denver	0	0
2020	Denver	16	2
CAREER TOTALS		16	2



QUINN BAILEY

75

TACKLE



6-6 • 323 • 3RD YR. • ARIZONA STATE

BORN: Oct. 18, 1995, in Gilbert, Ariz.

HIGH SCHOOL: Higley High School, Gilbert, Ariz.

ACQUIRED: College Free Agent, 2019

NFL YEAR: 3rd • **YEAR WITH BRONCOS:** 3rd

NFL GAMES PLAYED/STARTED: 2/0

BAILEY AT A GLANCE:

- A third-year offensive lineman who spent the first 16 weeks of the season on Denver's practice squad in 2019 before being promoted to the active roster and playing in the regular-season finale.
- Spent the 2020 campaign primarily on the Broncos' practice squad, appearing in one regular-season contest.
- Appeared in 43 games (34 starts) for Arizona State University, earning All-Pacific-12 Conference honorable mention honors as a redshirt senior.
- Entered the NFL with Denver as a college free agent on April 30, 2019.

CAREER TRANSACTIONS: Signed by Denver as a college free agent 4/30/19; Waived by Denver 8/31/19; Signed by Denver (practice squad) 9/1/19; Signed by Denver (active roster) 12/24/19; Waived by Denver 9/5/20; Signed by Denver (practice squad) 9/6/20; Signed by Denver (active roster) 1/4/21.



2020: Bailey spent the 2020 campaign primarily on the Broncos' practice squad, playing in one regular-season contest... Elevated to the active roster on Nov. 14 and saw action vs. L.V. (11/15).

2019: Bailey, who entered the NFL as a college free agent with Denver on April 30, appeared in one game with the Broncos... Spent time on Denver's practice squad before being signed to the active roster on Dec. 24... Made his NFL debut vs. Oak. (12/29).

COLLEGE: Bailey appeared in 43 games (34 starts) during his five seasons at Arizona State University... Earned All-Pacific-12 Conference honorable mention honors as a redshirt senior after opening all 13 games at right tackle and being credited with just one sack allowed... Opened 21-of-25 games played at right tackle between 2016-17 after playing five games as a reserve guard during his redshirt freshman season.

PERSONAL: Bailey attended Higley High School in Gilbert, Ariz., where he earned first-team Arizona All-State Division III honors from the *Arizona Republic* as a senior... Quinn Bailey was born on Oct. 18, 1995.

BAILEY'S REGULAR SEASON RECORD

Year	Club	G	S
2019	Denver	1	0
2020	Denver	1	0
CAREER TOTALS		2	0



ESSANG BASSEY

34

CORNERBACK



5-10 • 190 • 2ND YR. • WAKE FOREST

BORN: Aug. 12, 1998, in Columbus, Ga.

HIGH SCHOOL: Columbus (Ga.) High School

ACQUIRED: College Free Agent, 2020

NFL YEAR: 2nd • **YEAR WITH BRONCOS:** 2nd

NFL GAMES PLAYED/STARTED: 12/3

BASSEY AT A GLANCE:

- A second-year cornerback from Wake Forest University who became Denver's 24th college free agent signee since 1997 to make the Week 1 active roster out of training camp.
- Saw action in 12 games (3 starts) in his initial season, collecting 22 tackles (20 solo), one interception (26 yds.), two passes defended, one fumble recovery and one special-teams stop before sustaining a season-ending knee injury in Week 13 at Kansas City.

- Appeared in 52 games during his collegiate career for the Demon Deacons, totaling 228 career tackles (162 solo), five interceptions (31 yds., 1 TD), one sack (8 yds.), 50 passes defended, one forced fumble and three fumble recoveries.
- Elected team captain and received First Team all-state Class 5-A honors by the *Columbus Ledger-Enquirer*, *Atlanta Journal-Constitution* and Georgia Sports Writers Association at Columbus (Ga.) High School.
- Entered the NFL with Denver as a college free agent on April 26, 2020.

CAREER TRANSACTIONS: Signed by Denver as a college free agent 4/26/20.



2020: Bassey, who entered the NFL with Denver as a college free agent, appeared in 12 games (3 starts) with the Broncos, finishing with 22 tackles (20 solo), one interception (26 yds.), two passes defended, one fumble recovery and one special-teams stop before sustaining a season-ending knee injury (ACL) in Week 13 at Kansas City... Recorded a career-high five tackles (all solo) in his NFL debut vs. Ten. (9/14)... Made his first career start at NYJ (10/1) and recorded three solo tackles... Posted first career special-teams tackle at N.E. (10/18)... Garnered first career fumble recovery vs. Kansas City (10/25)... Notched four solo tackles and registered his first career pass defended at Atl. (11/8)... Collected first career interception (26 yds.) and added a pass defended vs. N.O. (11/29).

COLLEGE: Bassey appeared in 52 games with Wake Forest, finishing his career with 228 career tackles (162 solo), five interceptions (31 yds., 1 TD), one sack (8 yds.), 50 passes defended, one forced fumble and three fumble recoveries... Elected as a team captain for the 2019 season... Finished his senior season with 60 tackles (41 solo), one interception (1 yd.), 11 passes defended and one fumble recovery... Earned second-team All-Atlantic Coast Conference honors in 2018 after recording 74 tackles (53 solo), one sack (8 yds.), one interception, 16 passes defended and one fumble recovery (51 yds.)... Started all 13 games played as a sophomore, totaling 75 tackles (52 solo), three interceptions (30 yds., 1 TD) and 19 passes defended... Earn honorable mention All-ACC recognition after ranking second in the conference in passes defended (19) in 2017... Named ACC Defensive Back of the Week at Boston College (9/9/17)... Saw action at corner and on special teams in all 13 games played as a true freshman.

PERSONAL: Bassey prepped at Columbus (Ga.) High School, where he was elected team captain and received First Team all-state Class 5-A honors by the *Columbus Ledger-Enquirer*, *Atlanta Journal-Constitution* and Georgia Sports Writers Association... Totaled 50 tackles, one interception and three fumble recoveries on defense as a senior, while also rushing for 536 yards with two touchdowns and recording 21 receptions for 577 yards with four touchdowns... Essang Bassey (pronounced: EE-sang BASS-ee) was born on Aug. 12, 1998 in Columbus, Ga.

BASSEY'S REGULAR SEASON RECORD

Year	Club	G	S	UT	A	TT	S-Yds.	I-Yds.	PD	FF	FR	TD-Int.	TD-FR	S	Pts.
2020	Denver	12	3	20	2	22	0-0	1-26	2	0	1	0-0	0-0	0	0
CAREER TOTALS		12	3	20	2	22	0-0	1-26	2	0	1	0-0	0-0	0	0

ADDITIONAL STATISTICS: Special-teams tackles — 2020 (1), TOTAL (1).

BASSEY'S SINGLE-GAME HIGHS

(Postseason in parentheses)

Tackles — 5, vs. Tennessee, 9/14/20 (none). **Interceptions** — 1, vs. New Orleans, 11/29/20 (none). **Interception return yards** — 26, vs. New Orleans, 11/29/20 (none). **Passes Defended** — 1, twice, last vs. New Orleans, 11/29/20 (none). **Fumble Recoveries** — 1, vs. Kansas City, 10/25/20 (none). **Special-teams tackles** — 1, at New England, 10/18/20 (none).

ESSANG BASSEY'S CAREER GAME-BY-GAME

(Victories asterisked)

2020 DENVER (5-11)		TACKLES								
Date	Opponent	P/S	UT	A	TT	S-Yds.	I-Yds.	PD	FF	FR
Sep 14	vs. Tennessee	P	5	0	5	0-0	0-0	0	0	0
Sep 20	at Pittsburgh	P	1	0	1	0-0	0-0	0	0	0
Sep 27	vs. Tampa Bay	P	0	0	0	0-0	0-0	0	0	0
Oct 1	at N.Y. Jets*	S	3	0	3	0-0	0-0	0	0	0
Oct 18	at New England*	P	0	0	0	0-0	0-0	0	0	0
Oct 25	vs. Kansas City	P	0	0	0	0-0	0-0	0	0	1
Nov 1	vs. L.A. Chargers*	P	2	0	2	0-0	0-0	0	0	0
Nov 8	at Atlanta	P	4	0	4	0-0	0-0	1	0	0
Nov 15	at Las Vegas	S	2	0	2	0-0	0-0	0	0	0
Nov 22	vs. Miami*	P	2	1	3	0-0	0-0	0	0	0
Nov 29	vs. New Orleans	P	1	1	2	0-0	1-26	1	0	0
Dec. 6	at Kansas City	S	0	0	0	0-0	0-0	0	0	0
PLACED ON INJURED RESERVE ON DEC. 9										
Season Totals		12/3	20	2	22	0-0	1-26	2	0	1



ANDREW BECK

83

FULLBACK / TIGHT END

6-3 • 255 • 3RD YR. • TEXAS

BORN: May 15, 1996, in Tampa, Fla.

HIGH SCHOOL: H.B. Plant High School, Tampa, Fla.

ACQUIRED: Waivers (New England), 2019

NFL YEAR: 3rd • YEAR WITH BRONCOS: 3rd

NFL GAMES PLAYED/STARTED: 26/6



BECK AT A GLANCE:

- A third-year fullback/tight end from the University of Texas who has appeared in 26 games (6 starts - 2 at TE; 4 at FB) with Denver (2019-20) after spending the entire 2019 preseason with New England.
- Contributed nine catches for 90 yards (10.0 avg.) with one touchdown and one rush for three yards in his first two seasons with the Broncos.
- Played 51 games (30 starts) at UT, catching 40 passes for 440 yards (11.0 avg.) with four scores.
- Claimed by the Broncos off waivers from New England on Sep. 1, 2019.
- Entered the NFL with New England as a college free agent on May 2, 2019.

CAREER TRANSACTIONS: Signed by New England 5/2/19; Waived by New England 8/31/19; Claimed off waivers by Denver 9/1/19; Placed on reserve/COVID-19 list 7/30/20... Reinstated from reserve/COVID-19 list 8/17/20.



2020: Beck appeared in 10 games with the Broncos in 2020 as a fullback and reserve tight end... Missed Games 7-11 after being placed on injured reserve with a hamstring injury on Oct. 31.

2019: Beck, who entered the NFL with New England as a college free agent, appeared in 16 games (6 starts - 2 at TE; 4 at FB) with Denver as a rookie... Contributed nine catches for 90 yards (10.0 avg.) with one touchdown and one rush for three yards in addition to one special-teams tackle... Was claimed off waivers (N.E.) by Denver on Sep. 1... Made his NFL debut at Oak. (9/9) and first career start at tight end at G.B. (9/22)... Collected a 10-yard reception at LAC (10/6)... Totaled 18 yards on one reception at Buf. (11/24)... Recorded one reception for 29 yards at Hou. (12/8)... Posted 13 yards on two receptions (6.5 avg.) at K.C. (12/15)... Scored his first career touchdown on a one-yard pass and added another catch for seven yards vs. Oak. (12/29).

COLLEGE: Beck started 30-of-51 games played at the University of Texas, catching 40 passes for 440 yards (11.0 avg.) with four touchdowns... Opened all 14 games played his redshirt senior season, totaling 28 catches for 281 yards (10.0 avg.) with one touchdown... Named first-team All-Big 12 Conference following the season... Redshirted his senior season with an injury... Appeared in all 12 games (3 starts) as a junior, tallying four catches for 82 yards (20.5 avg.)... Saw action in all 13 games (10 starts) his sophomore season, collecting 77 yards on eight receptions (9.6 avg.).

PERSONAL: Beck attended H.B. Plant High School in Tampa, Fla. where he was a four-year letterman and two-year starter at linebacker... Was selected first team 8A All-State by the *Associated Press* in 2013... Was a member of the Plant team that won the 2011 8A State Championship... Andrew Beck was born on May 15, 1996 in Tampa, Fla.

BECK'S REGULAR SEASON RECORD

Year	Club	G	S	No.	RECEIVING			LG	TD	SCORING						
					Yds.	Avg.				TD	TDr	TDp	TDrt	2pt	Pts.	
2019	Denver	16	6	9	90	10.0		29	1	1	0	1	0	0	0	6
2020	Denver	10	0	0	0	—		—	0	0	0	0	0	0	0	0
CAREER TOTALS		26	6	9	90	10.0		29	1	1	0	1	0	0	0	6

ADDITIONAL STATISTICS: Rushing — 2019 (1 for 3 yards, 3.0 avg., 3 LG, 0 TD), TOTAL (1 for 3 yards, 3.0 avg., 3 LG, 0 TD). Passing — 2019 (1 for 6 yards, 6.0 avg. 0 TD), TOTAL (1 for 6 yards, 6.0 avg. 0 TD). Special-teams tackles — 2019 (1), TOTAL (1). Miscellaneous tackles — 2019 (1), TOTAL (1).

DID YOU KNOW?

Running back Terrell Davis, who was elected to the Pro Football Hall of Fame Class of 2017, rushed for at least 1,000 yards in each of his first four seasons, including the 1998 campaign in which he totaled the fourth-most rushing yards (2,008) in a season in NFL history to earn league MVP honors. That year, he also set a Broncos record with 21 rushing scores.

ANDREW BECK'S CAREER GAME-BY-GAME

(Victories asterisked)

2019 DENVER (7-9)			RUSHING					RECEIVING				SCORING			
Date	Opponent	P/S	No.	Yds.	Avg.	LG	TD	No.	Yds.	Avg.	LG	TD	2pt.	Pts.	
Sep 9	at Oakland	P	0	0	—	—	0	0	0	—	—	0	0	0	
Sep 15	vs. Chicago	P	0	0	—	—	0	0	0	—	—	0	0	0	
Sep 22	at Green Bay	S	0	0	—	—	0	0	0	—	—	0	0	0	
Sep 29	vs. Jacksonville	P	0	0	—	—	0	0	0	—	—	0	0	0	
Oct 6	at L.A. Chargers*	S	0	0	—	—	0	1	10	10.0	10	0	0	0	
Oct 13	vs. Tennessee*	P	0	0	—	—	0	0	0	—	—	0	0	0	
Oct 17	vs. Kansas City	S	0	0	—	—	0	0	0	—	—	0	0	0	
Oct 27	at Indianapolis	P	0	0	—	—	0	0	0	—	—	0	0	0	
Nov 3	vs. Cleveland*	P	0	0	—	—	0	0	0	—	—	0	0	0	
Nov 17	at Minnesota	P	0	0	—	—	0	0	0	—	—	0	0	0	
Nov 24	at Buffalo	P	0	0	—	—	0	1	18	18.0	18	0	0	0	
Dec 1	vs. L.A. Chargers*	P	0	0	—	—	0	1	11	11.0	11	0	0	0	
Dec 8	at Houston*	P	0	0	—	—	0	1	29	29.0	29	0	0	0	
Dec 15	at Kansas City	S	0	0	—	—	0	2	13	6.5	10	0	0	0	
Dec 22	vs. Detroit*	S	1	3	3.0	3	0	1	1	1.0	1	0	0	0	
Dec 29	vs. Oakland*	S	0	0	—	—	0	2	8	4.0	7	1	0	6	
Season Totals			16/6	1	3	3.0	3	0	9	90	10.0	29	1	0	6

2020 DENVER (5-11)			RUSHING					RECEIVING				SCORING			
Date	Opponent	P/S	No.	Yds.	Avg.	LG	TD	No.	Yds.	Avg.	LG	TD	2pt.	Pts.	
Sep 14	vs. Tennessee	P	0	0	—	—	0	0	0	—	—	0	0	0	
Sep 20	at Pittsburgh	P	0	0	—	—	0	0	0	—	—	0	0	0	
Sep 27	vs. Tampa Bay	P	0	0	—	—	0	0	0	—	—	0	0	0	
Oct 1	at N.Y. Jets*	P	0	0	—	—	0	0	0	—	—	0	0	0	
Oct 18	at New England*	P	0	0	—	—	0	0	0	—	—	0	0	0	
Oct 25	vs. Kansas City	INACTIVE													
Games 7-11		INJURED RESERVE													
Dec 6	at Kansas City	P	0	0	—	—	0	0	0	—	—	0	0	0	
Dec 13	at Carolina*	P	0	0	—	—	0	0	0	—	—	0	0	0	
Dec 19	vs. Buffalo	P	0	0	—	—	0	0	0	—	—	0	0	0	
Dec 27	at L.A. Chargers	P	0	0	—	—	0	0	0	—	—	0	0	0	
Jan 3	vs. Las Vegas	P	0	0	—	—	0	0	0	—	—	0	0	0	
Season Totals			10/0	0	0	—	—	0	0	0	—	—	0	0	0



LEVANTE BELLAMY

32

RUNNING BACK

5-9 • 190 • 2ND YR. • WESTERN MICHIGAN

BORN: Nov. 28, 1996, in Indianapolis, Ind.

HIGH SCHOOL: Pike High School, Indianapolis, Ind.

ACQUIRED: Free agent, 2020

NFL YEAR: 2nd • YEAR WITH BRONCOS: 2nd

NFL GAMES PLAYED/STARTED: 5/0



BELLAMY AT A GLANCE:

- A second-year running back who appeared in five games with Denver in 2020 and totaled four rushes for 11 yards (2.8 avg.), one reception for five yards (5.0 avg.) and two special-teams tackles.
- Appeared in 48 games (29 starts) at Western Michigan, totaling 617 rushes for 3,720 yards (6.0 avg.) with 35 touchdowns and 57 receptions for 370 yards (6.5 avg.) with one score.
- Started all 13 games with the Broncos in 2019, recording 266 rushes for 1,546 yards (5.5 avg.) with an NCAA-high 23 touchdowns.
- Led the MAC in 2019 in points scored (138), rushing touchdowns (23) and total touchdowns (23) while ranking second in rushing yards (1,546).
- Earned first team All-Mid American Conference honors, the MAC Vern Leadership Award as the league's MVP, MAC Offensive Player of the Year and the Bill Brown Team MVP Award.
- Signed by Denver as a college free agent on April 26, 2020.

CAREER TRANSACTIONS: Signed by Denver as a college free agent 4/26/20; Waived by Denver 9/5/20; Signed by Denver (practice squad) 9/6/20; Signed by Denver (active roster) 9/19/20; Signed by Denver (practice squad) 9/21/20; Signed by Denver (active roster) 9/26/20; Signed by Denver (practice squad) 9/28/20;

Signed by Denver (active roster) 9/30/20; Waived by Denver 11/25/20; Signed by Denver (practice squad) 11/27/20; Signed by Denver (active roster) 12/26/20.



2020: Bellamy, who was signed by Denver as a college free agent on April 26, tallied four rushes for 11 yards (2.8 avg.), one reception for five yards (5.0 avg.) and two special-teams tackles in his inaugural campaign... Made his NFL and Broncos debut in Week 2 at Pittsburgh (9/20)... Posted three rushes for 11 yards (3.7 avg.) and one reception for five yards (5.0 avg.) at LAC (12/27).

COLLEGE: Played in 48 games with 29 starting assignments in five collegiate seasons at Western Michigan... Rushed 617 times for 3,720 yards (6.0 avg.) and 35 touchdowns... Caught 57 passes for 370 yards (6.5 avg.) and one score... Returned 19 kickoffs for 358 yards (18.8 avg.)... Compiled 4,448 all-purpose yards.

PERSONAL: Bellamy attended Pike High School in Indianapolis, where he rushed for 3,297 yards and 50 touchdowns during his career... Was also a standout in track... LeVante Bellamy was born on Nov. 28, 1996 in Indianapolis, Ind.

BELLAMY'S REGULAR SEASON RECORD


		RUSHING							RECEIVING					SCORING					
Year	Club	G	S	No.	Yds.	Avg.	LG	TD	No.	Yds.	Avg.	LG	TD	TD	TDp	TDrt	2pt	Pts.	
2020	Denver	5	0	4	11	2.8	8	0	1	5	5.0	5	0	0	0	0	0	0	
Career Totals		5	0	4	11	2.8	8	0	1	5	5.0	5	0	0	0	0	0	0	

ADDITIONAL STATISTICS: Special-teams tackles — 2020 (2), TOTAL (2).

LEVANTE BELLAMY'S CAREER GAME-BY-GAME

(Victories asterisked)

2020 DENVER (5-11)		RUSHING						RECEIVING						SCORING	
Date	Opponent	P/S	No.	Yds.	Avg.	LG	TD	No.	Yds.	Avg.	LG	TD		2pt.	Pts.
Sep 14	vs. Tennessee														
Sep 20	at Pittsburgh	P	0	0	—	—	0	0	0	—	—	0		0	0
Sep 27	vs. Tampa Bay	P	0	0	—	—	0	0	0	—	—	0		0	0
Oct 1	at N.Y. Jets*	P	0	0	—	—	0	0	0	—	—	0		0	0
Games 5-10															
Games 11-14															
Dec 27	at L.A. Chargers	P	3	11	3.7	8	0	1	5	5	5	0		0	0
Jan 3	vs. Las Vegas	P	1	0	—	—	0	0	0	—	—	0		0	0
Season Totals		5/0	4	11	2.8	8	0	1	5	5	5	0		0	0



JACOB BOBENMOYER

46

LONG SNAPPER

6-2 • 235 • 2ND YR. • NORTHERN COLORADO

BORN: May 28, 1997, in Cheyenne, Wyo.

HIGH SCHOOL: Cheyenne (Wyo.) East High School

ACQUIRED: Free Agent, 2020

NFL YEAR: 2nd • **YEAR WITH BRONCOS:** 2nd

NFL GAMES PLAYED/STARTED: 16/0



BOBENMOYER AT A GLANCE:

- A second-year long snapper who appeared in all 16 games with the Broncos in 2020, totaling one fumble recovery and three special-teams tackles in his inaugural campaign.
- Played collegiately as a long snapper and edge rusher/linebacker at the University of Northern Colorado, where he saw action on kick and punt coverage and return teams in addition to handling long snapping duties.
- Participated in the Broncos' rookie mini camp and veteran mini camp in 2019 on a tryout basis.
- Joined the Broncos as a free agent on March 11, 2020.

CAREER TRANSACTIONS: Signed by Denver as a free agent 3/11/20.



2020: Bobenmoyer, who entered the NFL as a free agent with Denver, appeared in all 16 games with the Broncos in 2020, seeing action exclusively on special teams... Posted one fumble recovery and three special-teams stops in his rookie campaign... Made his NFL and Broncos debut in the season opener vs. Ten. (9/14).

COLLEGE: Bobenmoyer played in 31 games in three seasons at Northern Colorado... Was credited with 24


tackles (10 solo) and blocked one punt during his career with the Bears... Was voted a Phil Steele fourth-team All-America long snapper in 2018.

PERSONAL: Bobenmoyer attended Cheyenne (Wyo.) East High School where he was an all-state linebacker, all conference tight end and track athlete (shotput and discus; 4x100 relay team)... Jacob Bobenmoyer was born on May 28, 1997.

BOBENMOYER'S REGULAR SEASON RECORD

Year	Club	G	S
2020	Denver	16	0
CAREER TOTALS		16	0

ADDITIONAL STATISTICS: Special-teams tackles — 2020 (3), TOTAL (3). Fumble recoveries — 2020 (1), TOTAL (1).



GARETT BOLLES

72

TACKLE



6-5 • 300 • 5TH YR. • UTAH

BORN: May 27, 1992, in Walnut Creek, Calif.

HIGH SCHOOL: Westlake (Utah) High School

ACQUIRED: Draft #1 (20th overall), 2017

NFL YEAR: 5th • **YEAR WITH BRONCOS:** 5th

NFL GAMES PLAYED/STARTED: 63/63

BOLLES AT A GLANCE:

- A fifth-year left tackle who has started all 63 games played with Denver (2017-20).
- Started the first 60 games of his career and has played the most offensive snaps (4,182) of any player whose first year in the NFL was 2017.
- Garnered his first career All-Pro selection and was named to the *Associated Press'* All-Pro second team in 2020.
- Earned PFWA All-Rookie honors in 2017 after becoming the fifth rookie to start every game at left tackle in Broncos history since starting lineups were tracked beginning in 1968.
- Started all 13 games played at left tackle in his only season at the University of Utah in 2016 after beginning his collegiate career at Snow College.
- Named First-Team All-Pacific-12 Conference after playing 891 snaps for the Utes during his junior season in 2016.
- Selected by the Broncos in the first round (20th overall) of the 2017 NFL Draft.

72's TROPHY CASE

All-Pro (Second Team) 2020

CAREER TRANSACTIONS: Signed by Denver as a draft choice 5/11/17.



2020: Bolles started all 15 games he appeared in, missing only Week 14 at Car. (12/13) due to an illness... Garnered his first career All-Pro selection and was named to the Associated Press' All-Pro second team in 2020... Participated in 94.3 percent (1,015-of-1,076) of the offensive snaps.

2019: Bolles started at left tackle in all 16 contests played for the third consecutive season... Participated in all of Denver's offensive snaps (1,025).

2018: Bolles opened all 16 games at left tackle for the second consecutive season... Was the only Broncos offensive lineman to start every game... Helped Denver's offense achieve the second-highest rushing average (4.85) in team history.

2017: Bolles opened all 16 games at left tackle to represent just the fifth time in team history a rookie left tackle started every game since starting lineups were tracked beginning in 1968... Earned all-rookie honors from the PFWA... Was the sixth rookie to open the season at left tackle for the Broncos in Week 1 (vs. LAC).

BOLLES AN IMMEDIATE STARTER AS A ROOKIE IN 2017

BRONCOS LEFT TACKLES TO START EVERY GAME AS A ROOKIE (SINCE 1968)

Year	Player
1974	Claudie Minor
1979	Dave Studdard
1992	Russell Freeman
2008	Ryan Clady
2017	Garrett Bolles

COLLEGE: Bolles earned All-Pacific-12 Conference first-team honors in his only season with the University of Utah after opening all 13 games played (891 total snaps) at left tackle... Began his collegiate career at Snow College in Ephraim, Utah... Contributed to the Utes averaging close to 30 points per game and helped Utah's rushing offense rank third in the Pac-12 with 214.0 rushing yards per game... Earned NJCAA first-team All-American honors following his sophomore season at Snow College... Named the 2015 Western State Football League Offensive Player of the Year in addition to picking up All-WSFL first-team honors... Helped Snow College finish No. 2 in the NJCAA rankings after winning the WSFL championship and Salt City Bowl.

PERSONAL: Bolles played on the offensive and defensive lines at Westlake (Utah) High School... Also competed in lacrosse... Lists Greg and Emily Freeman as guardians after moving in with the Freeman family during high school... Garrett Bolles was born on May 27, 1992, in Walnut Creek, Calif.

BOLLES' REGULAR SEASON RECORD

Year	Club	G	S
2017	Denver	16	16
2018	Denver	16	16
2019	Denver	16	16
2020	Denver	15	15
CAREER TOTALS		63	63

ADDITIONAL STATISTICS: Miscellaneous tackles — 2017 (3), 2018 (1), 2019 (2), 2020 (3), TOTAL (9).



MIKE BOONE

26

RUNNING BACK

5-10 • 206 • 4TH YR. • CINCINNATI

BORN: June 30, 1995, in Macclenny, Fla.

HIGH SCHOOL: Baker County High School, Glen St. Mary, Fla

ACQUIRED: Free Agent, 2021

NFL YEAR: 4th • **YEAR WITH BRONCOS:** 1st

NFL GAMES PLAYED/STARTED: 40/2 • **POSTSEASON GP/GS:** 2/0



BOONE AT A GLANCE:

- A fourth-year running back who has played in 40 regular-season games (2 starts) and two postseason contests during his first three NFL seasons with Minnesota (2018-20).
- Rushed for 379 yards on 71 carries (5.3 avg.) with four touchdowns and caught seven passes for 28 yards (4.0 avg.) in his career.
- Saw action in 453 special-teams snaps during the last two seasons, contributing on the several Vikings' special-teams units.
- Totaled 11 rushes for 59 yards (5.4 avg.) with one score and five special-teams tackles in 16 games played with the Vikings in 2020.
- Saw action in all 16 games (2 starts) with Minnesota in 2019, setting career highs in rushes (49), yards (273), yards per rush (5.6) and rushing touchdowns (3).
- Appeared in eight games in his initial season with the Vikings in 2018, rushing 11 times for 47 yards (4.3 avg.).
- Played in 39 games during his four seasons at the University of Cincinnati, rushing 420 times for 2,250 yards (5.4 avg.) with 24 touchdowns in addition to catching 65 passes for 596 yards (9.2 avg.) with one score.
- Signed by the Broncos as a free agent on March 18, 2021.
- Entered the NFL as a college free-agent signee with the Vikings on April 30, 2018.

CAREER TRANSACTIONS: Signed by Minnesota as a college free agent 4/30/18; Signed by Denver 3/18/21.



2020: Boone saw action in all 16 games with the Vikings, recording 11 rushes for 59 yards (5.4 avg.) with one touchdown, two catches for 10 yards (5.0 avg.) and five special-teams tackles... Played 231 special-teams snaps, contributing on several different units... Forced a fumble on special teams at Hou. (10/4) in Week 4, earning him NFC Special Teams Player of the Week honors... Tallied a rushing touchdown (fourth of his career) on a 4-yard carry at N.O. (12/25)... Set season highs in rushes (5) and yards (29) in the season finale at Det. (1/3)... Collected one special-teams tackle on five occasions (9/13 vs. G.B.; 9/20 at Ind.; 10/4 at Hou.; 10/11 at Sea.; 11/8 vs. Det.).

2019: Boone set career highs in rushes (49), yards (273), yards per rush (5.6) and rushing touchdowns (3) in 16 regular-season games played (2 starts) with Minnesota... Saw action in Minnesota's two postseason

contests... Saw action in 222 special-teams snaps, contributing on several different units... Registered his first career score and multi-touchdown game, and notched 56 yards on 13 carries (4.3 avg.) at L.A. Chargers (12/15)... Had 11 rushes for 28 yards (2.5 avg.) vs. G.B. (12/23)... Posted his first career 100-yard rushing performance, nabbed his third career touchdown and set career highs in rushes (17), rushing yards (148) and longest rush (59) in the season finale vs. Chi. (12/29)... Added one special-teams tackle on three occasions (10/13 vs. Phi.; 11/3 at K.C.; 11/10 at Dal.)... Played in the Viking's Wild Card Game overtime win at N.O. (1/5) and in the divisional round contest at S.F. (1/11).

2018: Boone, who was signed by Minnesota as a college free agent on April 30, appeared in eight games in his initial season with the Vikings and rushed 11 times for 47 yards (4.3 avg.)... Recorded two rushes for 11 yards (5.5 avg.) in his first NFL action vs. Buf. (9/23)... Tallied a season-long rush of 20 yards vs. Ari. (10/14)... Had three rushes for 11 yards (3.7 avg.) vs. N.O. (10/28).

COLLEGE: Boone played collegiately at the University of Cincinnati from 2014-17, where he played 39 games and totaled 420 rushes for 2,250 yards (5.4 avg.) with 24 touchdowns and 65 receptions for 596 yards (9.2 avg.) with one score... Played in 10 games (9 starts) as a senior in 2017, posting 463 yards on 110 carries (4.2 avg.) with four touchdowns to go with 24 receptions for 177 yards (7.4 avg.) with one score... Saw action in nine games during his junior season in 2016 before sustaining a foot injury... Tallied 105 rushes for 388 yards (3.7 avg.) with two rushing scores, 20 catches for 249 yards (12.5 avg.) and 21 kick returns for 506 yards (24.1 avg.)... Posted his best statistical season in his sophomore campaign in 2015, recording 749 yards on 104 carries (7.2 avg.) with a career-high-tying nine touchdowns while adding 108 receiving yards on 15 catches (7.2 avg.)... Originally scheduled to redshirt in 2014, Boone led the team in rushing yards (650) and touchdowns (9) in nine games... Averaged 6.4 yards per attempt and had scoring streak of seven consecutive games.

PERSONAL: Boone graduated from Baker County High School in Glen St. Mary, Fla., where he led his team to 7-3 record as a senior and tallied 57 receptions for 1,068 yards with 18 scores... Set a school record with 211 receiving yards in a single game... Mike Boone was born on June 30, 1995 in Macclenny, Fla.

BOONE'S REGULAR SEASON RECORD

Year	Club	RUSHING						RECEIVING				SCORING					
		G	S	No.	Yds.	Avg.	LG	TD	No.	Yds.	Avg.	LG	TD	TDr	TDp	TDrt	2pt Pts.
2018	Minnesota	8	0	11	47	4.3	20	0	2	1	0.5	1	0	0	0	0	0
2019	Minnesota	16	2	49	273	5.6	59	3	3	17	5.7	7	0	3	3	0	18
2020	Minnesota	16	0	11	59	5.4	19	1	2	10	5.0	6	0	1	1	0	6
Career Totals		40	2	71	379	5.3	59	4	7	28	4.0	7	0	4	4	0	24

ADDITIONAL STATISTICS: Special-teams tackles — 2020 (5), 2019 (3), TOTAL (8). Miscellaneous tackles — 2019 (1), TOTAL (1).

BOONE'S POSTSEASON RECORD

Year	Club	RUSHING						RECEIVING				SCORING					
		G	S	No.	Yds.	Avg.	LG	TD	No.	Yds.	Avg.	LG	TD	TDr	TDp	TDrt	2pt Pts.
2019	Minnesota	2	0	0	0	—	—	0	0	0	—	—	0	0	0	0	0
Career Totals		2	0	0	0	—	—	0	0	0	—	—	0	0	0	0	0

BOONE'S SINGLE GAME HIGHS

(Postseason in parentheses)

Rushes — 17, vs. Chicago, 12/29/19 (none). **Rushing yards** — 148, vs. Chicago, 12/29/19 (none). **Longest rush** — 59, vs. Chicago, 12/29/19 (none). **Rushing touchdowns** — 2, at L.A. Chargers, 12/15/19 (none). **Receptions** — 2, vs. Chicago, 12/29/19 (none). **Receiving yards** — 12, vs. Chicago, 12/29/19 (none). **Longest reception** — 7, vs. Chicago, 12/29/19 (none).

MIKE BOONE'S CAREER GAME-BY-GAME

(Victories asterisked)

2018 MINNESOTA (8-7-1)		RUSHING						RECEIVING				SCORING					
Date	Opponent	P/S	No.	Yds.	Avg.	LG	TD	No.	Yds.	Avg.	LG	TD			2pt	Pts.	
Sep 9	vs. San Francisco							INACTIVE									
Sep 16	at Green Bay							INACTIVE									
Sep 23	vs. Buffalo	P	2	11	5.5	11	0	1	0	0.0	0	0			0	0	
Sep 27	at L.A. Rams	P	0	0	—	—	0	1	1	1.0	1	0			0	0	
Oct 7	at Philadelphia*	P	1	1	1.0	1	0	0	0	—	—	0			0	0	
Oct 14	vs. Arizona*	P	1	20	20.0	20	0	0	0	—	—	0			0	0	
Oct 21	at N.Y. Jets*	P	4	4	1.0	9	0	0	0	—	—	0			0	0	
Oct 28	vs. New Orleans	P	3	11	3.7	7	0	0	0	—	—	0			0	0	
Nov 4	vs. Detroit*	P	0	0	—	—	0	0	0	—	—	0			0	0	
Games 10-15								INACTIVE									
Dec 30	vs. Chicago	P	0	0	—	—	0	0	0	—	—	0			0	0	
Season Totals		8/0	11	47	4.3	20	0	2	1	0.5	1	0			0	0	

2019 MINNESOTA (10-6)			RUSHING					RECEIVING					SCORING	
Date	Opponent	P/S	No.	Yds.	Avg.	LG	TD	No.	Yds.	Avg.	LG	TD	2pt.	Pts.
Sep 8	vs. Atlanta*	P	0	0	—	—	0	0	0	—	—	0	0	0
Sep 15	at Green Bay	P	0	0	—	—	0	0	0	—	—	0	0	0
Sep 22	vs. Oakland*	P	3	28	—	—	0	0	0	—	—	0	0	0
Sep 29	at Chicago	P	0	0	—	—	0	0	0	—	—	0	0	0
Oct 6	at N.Y. Giants*	P	0	0	—	—	0	0	0	—	—	0	0	0
Oct 13	vs. Philadelphia*	P	0	0	—	—	0	0	0	—	—	0	0	0
Oct 20	at Detroit*	P	0	0	—	—	0	0	0	—	—	0	0	0
Oct 24	vs. Washington*	P	0	0	—	—	0	0	0	—	—	0	0	0
Nov 3	at Kansas City	P	0	0	—	—	0	0	0	—	—	0	0	0
Nov 10	at Dallas*	P	0	0	—	—	0	0	0	—	—	0	0	0
Nov 17	vs. Denver*	P	0	0	—	—	0	0	0	—	—	0	0	0
Dec 2	at Seattle	P	0	0	—	—	0	0	0	—	—	0	0	0
Dec 8	vs. Detroit*	P	5	13	2.6	4	0	0	0	—	—	0	0	0
Dec 15	at L.A. Chargers*	P	13	56	4.3	10	2	0	0	—	—	0	0	12
Dec 23	vs. Green Bay	S	11	28	2.5	7	0	1	5	5.0	5	0	0	0
Dec 29	vs. Chicago	S	17	148	8.7	59	1	2	12	6.0	7	0	0	6
Season Totals			16/2	49	273	5.6	59	3	3	17	5.7	7	0	18
Jan 5	at New Orleans*§	P	0	0	—	—	0	0	0	—	—	0	0	0
Jan 11	at San Francisco*†	P	0	0	—	—	0	0	0	—	—	0	0	0
Postseason Totals			2/0	0	0	—	0	0	0	—	—	0	0	0

§NFC Wild Card Game; †NFC Divisional Playoff Game

2020 MINNESOTA (7-9)			RUSHING					RECEIVING					SCORING	
Date	Opponent	P/S	No.	Yds.	Avg.	LG	TD	No.	Yds.	Avg.	LG	TD	2pt.	Pts.
Sep 13	vs. Green Bay	P	0	0	—	—	0	0	0	—	—	0	0	0
Sep 20	at Indianapolis	P	0	0	—	—	0	0	0	—	—	0	0	0
Sep 27	vs. Tennessee	P	0	0	—	—	0	0	0	—	—	0	0	0
Oct 4	at Houston*	P	0	0	—	—	0	0	0	—	—	0	0	0
Oct 11	at Seattle	P	2	19	9.5	12	0	0	0	—	—	0	0	0
Oct 18	vs. Atlanta	P	1	-1	-1.0	-1	0	1	6	6.0	6	0	0	0
Nov 1	at Green Bay*	P	0	0	—	—	0	0	0	—	—	0	0	0
Nov 8	vs. Detroit*	P	0	0	—	—	0	0	0	—	—	0	0	0
Nov 16	at Chicago*	P	0	0	—	—	0	0	0	—	—	0	0	0
Nov 22	vs. Dallas	P	0	0	—	—	0	0	0	—	—	0	0	0
Nov 29	vs. Carolina*	P	0	0	—	—	0	0	0	—	—	0	0	0
Dec 6	vs. Jacksonville*	P	0	0	—	—	0	0	0	—	—	0	0	0
Dec 13	at Tampa Bay	P	2	8	4.0	5	0	1	4	4.0	4	0	0	0
Dec 20	vs. Chicago	P	0	0	—	—	0	0	0	—	—	0	0	0
Dec 25	at New Orleans	P	1	4	4.0	4t	1	0	0	—	—	0	0	6
Jan 3	at Detroit*	P	5	29	5.8	19	0	0	0	—	—	0	0	0
Season Totals			16/0	11	59	5.4	19	1	2	10	5.0	10	0	6



TEDDY BRIDGEWATER

5

QUARTERBACK

6-2 • 215 • 8TH YR. • LOUISVILLE

BORN: Nov. 10, 1992, in Miami, Fla.

HIGH SCHOOL: Miami (Fla.) Northwestern High School

ACQUIRED: Trade (Carolina), 2021

NFL YEAR: 8th • YEAR WITH BRONCOS: 1st

NFL GAMES PLAYED/STARTED: 59/49



BRIDGEWATER AT A GLANCE:

- An eighth-year player from the University of Louisville who has appeared in 59 career regular-season games (49 starts) and one postseason contest with Minnesota (2014-17), New Orleans (2018-19) and Carolina (2020).
- Thrown for 11,385 yards on 1,038-of-1,562 passing (66.5%) with 53 touchdowns and 36 interceptions (89.5 rtg) while adding 713 rushing yards and nine scores on 186 carries (3.8 avg.) during his first seven seasons.
- Started all 15 games he appeared in with Carolina in 2020, completing 340-of-492 passes (69.1%) for a career-high 3,733 yards with 15 touchdowns and 11 interceptions (92.1 rtg) to go along with 53 rushes for 279 yards (5.3 avg.) with a career-high five rushing scores.
- Completed 147-of-219 passes (67.1%) for 1,502 yards with 10 touchdowns and three interceptions (96.1 rtg) with New Orleans (2018-19) after being acquired in an offseason trade with

5s TROPHY CASE

Pro Bowls (1)..... 2015

the Jets on Aug. 29, 2018.

- Led the Saints to 5-0 record (Weeks 3-7) in 2019, posting 1,205 yards on 115-of-165 passing (69.7%) with nine touchdowns and two interceptions (103.7 rtg) during those five contests.
- Missed the entire 2016 season and appeared in one contest during the 2017 campaign after recovering from a serious knee injury sustained in training camp prior to the start of the 2016 season.
- Selected to his first career Pro Bowl in 2015 after opening all 16 games for Minnesota and totaling 3,231 yards on 292-of-447 (65.3%) with 14 touchdowns and nine interceptions (88.7 rtg) while adding 192 rushing yards on 44 carries (4.4. avg.) with three scores.
- Earned PFWA All-Rookie honors in 2014 after playing in 13 games (12 starts) with the Vikings and compiling 2,919 yards on 259-of-402 passing (64.4%) with 14 touchdowns and 12 interceptions (85.2 rtg) to go with 47 rushing attempts on 209 yards (4.4. avg.) with one score on the ground.
- Started 37-of-39 collegiate contests at the University of Louisville (2011-13), completing 781-of-1,142 passes (68.4%) for 9,917 yards with 72 touchdowns and 24 interceptions while leading the Cardinals to consecutive Big East Conference championships in 2011-12.
- Acquired by the Broncos on April 28, 2021 in a trade with Carolina.
- Selected by the Vikings in the first round (32nd overall) of the 2014 NFL Draft.

CAREER TRANSACTIONS: Signed by Minnesota as a draft choice 5/20/14; Signed by N.Y. Jets as an unrestricted free agent 3/18/18; Traded to New Orleans 8/29/18; Signed by Carolina as an unrestricted free agent 3/18/20; Traded to Denver 4/28/21.



2020: Bridgewater started all 15 games he appeared in with the Panthers in 2020, completing 340-of-492 passes (69.1%) for 3,733 yards with 15 touchdowns and 11 interceptions (92.1 rtg) while adding 53 rushes for 279 yards (5.3 avg.) and five rushing scores... Set career highs in passing yards, passing touchdowns and rushing scores, while tying his career high with three 300-yard passing performances... Posted a passer rating of 98 or higher on seven occasions, including a rating of 100 or more four times... Nabbed 269 yards on 22-of-34 passing (64.7%) with one touchdown and zero interceptions (98.8 rtg) in the season opener vs. L.V. (9/13)... Set a career-high with 367 yards on 33-of-42 passing (78.6%) at T.B. (9/20)... Completed 22-of-28 passes (78.6%) for 235 yards with one touchdown and zero interceptions (113.5 rtg) at LAC (9/27)... Collected his second 300-yard passing game of the season and recorded 313 yards on 27-of-36 passing (75.0%) with two touchdowns and zero interceptions (119.3) at Atl. (10/11)... Set career highs in rushes (8) and rushing yards (48) vs. Chi. (10/18)... Completed a season-high 82.1 percent of his passes (23-of-28) and passed for 254 yards with two touchdowns and zero seasons (season-high 128.3 rtg) at N.O. (10/25)... Tallied a career-high in completions, connecting on 36-of-49 passes (73.5%) for 310 yards with two touchdowns and zero interceptions (103.3 rtg) at K.C. (11/8).

2019: Bridgewater saw action in nine games (5 starts) with New Orleans in 2019, throwing for 1,384 yards, nine touchdowns and two interceptions (99.1 rtg) while completing 133-of-196 passes (67.9%)... Made five consecutive starts at quarterback (Weeks 3-7) in place of Drew Brees, leading the team to a 5-0 record... Made his first start of the season and completed 19-of-27 passes (70.4%) for 177 yards with two touchdowns and zero interceptions (112.7 rtg) at Sea. (9/22)... Completed a season-high 76.7 percent of his passes (23-of-30) vs. Dal. (9/29)... Tied career high with four touchdown passes and completed a season-high 26-of-34 passes (76.5%) while setting season highs in passing yards (314) and passer rating (131.3) vs. T.B. (10/6)... Posted 240 yards on 24-of-36 passing (66.7%) with one touchdown and zero interceptions (94.7 rtg)... Threw for two touchdowns and posted a 100.9 passer rating on 23-of-38 passes (60.5%) for 281 yards at Chi. (10/20).

2018: Bridgewater appeared in five games (1 start) with the Saints in 2018, totaling 118 yards, one touchdown and one interception (70.6 rtg) while completing 14-of-23 passes (60.9%)... Made his lone start of the campaign in the season finale, connecting on 14-of-22 passes (63.6%) for 118 yards with one touchdown and one interception (73.7 rtg) vs. Car. (12/30).

2017: Bridgewater played one game with Minnesota in 2017 after recovering from a serious knee injury suffered in training camp prior to the start of the 2016 campaign... Returned to action and played vs. Cin. (12/17).

2016: Bridgewater spent the entire season with the Vikings on injured reserve.

2015: Bridgewater earned his first career Pro Bowl nod after starting all 16 games for Minnesota in 2015... Completed 292-of-447 passes (65.3%) for 3,231 yards with 14 touchdowns and nine interceptions (88.7 rtg) while adding 44 rushes for 192 yards (4.4. avg.) and three rushing scores... Had a passer rating of 100 or more in a career-high five contests... Posted a 120.6 passer rating after completing 14-of-18 passes (77.8%) for 153 yards with one touchdown and zero interceptions vs. Det. (9/20)... Collected his first 300-yard passing effort of the season and threw for 316 yards on 25-of-35 passing with two touchdowns and zero interceptions (118.3 rtg) at Det. (10/25)... Completed 25-of-37 passes (67.6%) for 296 yards with one touchdown and zero interceptions (100.7 rtg) vs. G.B. (11/22)... Threw for a season-high 335 yards after completing 25-of-36 passes (69.4%) and adding one touchdown and zero interceptions (108.0 rtg) at Ari. (12/10)... Set career highs in touchdowns (4), completion percentage (85.0) and passer rating (154.4) after connecting on 17-of-20 passes for 231 yards at Chi. (12/20)... Completed 17-of-24 passes (70.8%) for 146 yards with a passer rating of 86.5 in the Vikings' Wild Card game vs. Sea. (1/10).

2014: Bridgewater, who was selected by the Vikings in the first round (32nd overall) of the 2014 NFL Draft, earned PFWA All-Rookie honors after playing 13 games (12 starts) in 2014... Completed 259-of-402 passes (64.4%) for 2,919 yards with 14 touchdowns and 12 interceptions while rushing for 209 yards and one score on 47 carries (4.4 avg.)... Made his NFL debut, threw for 150 yards and totaled an 83.3 passer rating on 12-of-20 passing (60.0%) at N.O. (9/21)... Recorded his first career start, nabbed his first career 300-yard passing performance and threw for a season-high 317 yards on 19-of-30 passing (63.3%) for a quarterback rating of 98.9 vs. Atl. (9/28)... Completed 15-of-21 passes (71.4%) for 138 yards with two touchdowns and zero interceptions (season-high 120.7 rtg) vs. Car. (11/30)... Threw for 309 yards on 19-of-27 passing (70.4%) with two touchdowns—including a career-long 87-yard TD throw—and one interception (117.7 rtg) vs. NYJ (12/7)... Completed a season-high 31 passes (31-of-41) for 315 yards at Det. (12/14)... Completed 19-of-26 passes (73.1%) for 259 yards with one two touchdowns and one interception (114.1 rtg) at Mia. (12/21).

COLLEGE: Bridgewater started 37-of-39 games played at the University of Louisville (2011-13), completing 781-of-1,142 passes (school-record 68.4%) for 9,817 yards with 72 touchdowns and 24 interceptions while rushing for six scores... Led the Cardinals to consecutive Big East Conference championships (2011-12) and three bowl appearances, winning two—the 2012 Allstate Sugar Bowl and the 2013 Russell Athletic Bowl... Named second-team All-ACC during his final collegiate season in 2013.

PERSONAL: Bridgewater attended Miami (Fla.) Northwestern High School, where he was the second-ranked dual-threat quarterback in the country by Rivals.com as a senior... Threw for 2,606 yards and 22 touchdowns as a senior... Teddy Bridgewater was born on Nov. 10, 1992, in Miami.

BRIDGEWATER'S REGULAR SEASON RECORD

PASSING															
Year	Club	G	S	Att.	Comp.	Pct.	Yds.	Yds./Att.	TD	%	Int.	%	LG	Sack/Yds.	Rtg.
2014	Minnesota	13	12	402	259	64.4	2,919	7.3	14	3.5	12	3.0	87i	39/249	85.2
2015	Minnesota	16	16	447	292	65.3	3,231	7.2	14	3.1	9	2.0	52	44/307	88.7
2016	Minnesota														
2017	Minnesota	1	0	2	0	0.0	0	0.0	0	0.0	1	50.0	0	0/0	0.0
2018	New Orleans	5	1	23	14	60.9	118	5.1	1	4.3	1	4.3	18	2/8	70.6
2019	New Orleans	9	5	196	133	67.9	1,384	7.1	9	4.6	2	1.0	45	12/89	99.1
2020	Carolina	15	15	492	340	69.1	3,733	7.6	15	3.0	11	2.2	75i	31/205	92.1
CAREER TOTALS		59	49	1,562	1,038	66.5	11,385	7.3	53	3.4	36	2.3	87i	128/858	89.5
RUSHING															
Year	Club	Att.	Yds.	Avg.	LG	TD	TD	TDr	TpD	TDrT	2pt	Pts.			
2014	Minnesota	47	209	4.4	16	1	15	1	14	0	0	90			
2015	Minnesota	44	192	4.4	19	3	17	3	14	0	0	102			
2016	Minnesota														
2017	Minnesota	3	-3	-1.0	-1	0	0	0	0	0	0	0			
2018	New Orleans	11	5	0.5	9	0	1	0	1	0	0	6			
2019	New Orleans	28	31	1.1	11	0	9	0	9	0	0	54			
2020	Carolina	53	279	5.3	18t	5	20	5	15	0	0	120			
CAREER TOTALS		186	713	3.8	19	9	62	9	53	0	0	372			

BRIDGEWATER'S POSTSEASON RECORD

		PASSING													
Year	Club	G	S	Att.	Comp.	Pct.	Yds.	Yds./Att.	TD	%	Int.	%	LG	Sack/Yds.	Rtg.
2015	Minnesota	1	1	24	17	70.8	146	6.1	0	0.0	0	0.0	24	3/21	86.5
CAREER TOTALS		1	1	24	17	70.8	146	6.1	0	0.0	0	0.0	24	3.21	86.5
		RUSHING													
Year	Club	Att.	Yds.	Avg.	LG	TD	TD	TDr	Tdp	TDrt	2pt	Pts.			
2015	Minnesota	3	0	0.0	2	0	0	0	0	0	0	0			
CAREER TOTALS		3	0	0.0	2	0	0	0	0	0	0	0			

BRIDGEWATER'S SINGLE-GAME HIGHS

(Postseason in parentheses)

Pass attempts — 49, at Kansas City, 11/8/20 (24, vs. Seattle, 1/10/16). **Pass completions** — 36, at Kansas City, 11/8/20 (17, vs. Seattle, 1/10/16). **Passing yards** — 367, at Tampa Bay, 9/20/20 (146, vs. Seattle, 1/10/16). **Longest pass completion** — 87i, vs. N.Y. Jets, 12/7/14 (24, vs. Seattle, 1/10/16). **Touchdown passes** — 4, twice, last vs. Tampa Bay, 10/6/19 (none). **Total Touchdowns** — 4, twice, last vs. Tampa Bay, 10/6/19 (none). **Passer rating (min. 10 attempts)** — 154.4, vs. Chicago, 12/20/15 (70.8, vs. Seattle, 1/10/16). **Rushing attempts** — 8, vs. Chicago, 10/18/20 (3, vs. Seattle, 1/10/16). **Rushing yards** — 48, vs. Chicago, 10/18/20 (0, vs. Seattle, 1/10/16). **Longest rush** — 19, at Chicago, 11/1/15 (2, vs. Seattle, 1/10/16). **Rushing touchdowns** — 1, 9x, last at Green Bay, 12/19/20 (none).

DID YOU KNOW?

Wide receiver Jerry Rice concluded his record-setting 20-year NFL career as a member of the Denver Broncos after competing with the team in the 2005 preseason.

A 13-time Pro Bowl selection and 11-time Associated Press All-Pro, Rice agreed to terms with the Broncos on Wednesday, May 25, 2005. He played in all four of the Broncos' preseason games, starting twice, and caught four passes for 24 yards while wearing jersey No. 19.

TEDDY BRIDGEWATER'S CAREER GAME-BY-GAME

(Victories asterisked)

2014 MINNESOTA (7-9)											PASSING					RUSHING				
Opponent	P/S	Att.	Comp.	Yds.	Pct.	TD	INT	LG	S/Yds.	Rtg.	Att.	Yds.	Avg.	LG	TD					
at St. Louis*											DID NOT PLAY									
vs. New England											DID NOT PLAY									
at New Orleans		20	12	150	60.0	0	0	41	2/15	83.3	6	27	4.5	15	0					
vs. Atlanta*	S	30	19	317	63.3	0	0	52	0/0	98.9	5	27	5.4	13t	1					
at Green Bay											INACTIVE									
vs. Detroit	S	37	23	188	62.2	0	3	18	8/45	41.3	3	11	3.7	8	0					
at Buffalo	S	26	15	157	57.7	1	2	38	5/39	56.1	1	7	7.0	7	0					
at Tampa Bay*	S	42	24	241	57.1	1	0	28	1/6	81.5	1	3	3.0	3	0					
vs. Washington*	S	42	26	268	61.9	1	0	22	2/16	88.2	3	20	6.7	16	0					
at Chicago	S	28	18	158	64.3	1	1	24	2/11	76.2	4	2	0.5	2	0					
vs. Green Bay	S	37	21	210	56.8	2	1	23	2/14	79.8	5	32	6.4	11	0					
vs. Carolina*	S	21	15	138	71.4	2	0	35	3/20	120.7	2	12	6.0	8	0					
vs. N.Y. Jets*	S	27	19	309	70.4	2	1	87t	3/12	117.7	3	7	2.3	3	0					
at Detroit	S	41	31	315	75.6	1	2	40	4/31	84.9	3	30	10.0	16	0					
at Miami	S	26	19	259	73.1	2	1	40	4/21	114.1	5	13	2.6	6	0					
vs. Chicago*	S	25	17	209	68.0	1	1	44t	3/19	90.3	6	18	3.0	14	0					
Season Totals	13/12	402	259	2,919	64.4	14	12	87t	39/249	85.2	47	209	4.4	16	1					
2015 MINNESOTA (11-5)											PASSING					RUSHING				
Opponent	P/S	Att.	Comp.	Yds.	Pct.	TD	INT	LG	S/Yds.	Rtg.	Att.	Yds.	Avg.	LG	TD					
at San Francisco	S	32	23	231	71.9	0	1	27	5/54	79.0	3	16	5.3	10	0					
vs. Detroit*	S	18	14	153	77.8	1	0	49	1/2	120.6	6	21	3.5	8	1					
vs. San Diego*	S	24	13	121	54.2	0	1	19	0/0	50.9	1	-1	-1.0	-1	0					
at Denver	S	41	27	269	65.9	1	0	25	7/57	92.4	3	23	7.7	11	0					
vs. Kansas City*	S	31	17	249	54.8	1	2	52	2/12	65.1	3	-5	-1.7	-1	0					
at Detroit*	S	35	25	316	71.4	2	0	49	4/31	118.3	3	1	0.3	2	0					
at Chicago*	S	30	17	187	56.7	1	1	40t	1/7	72.5	2	21	10.5	19	0					
vs. St. Louis*	S	21	13	144	61.9	0	1	30	0/0	62.4	3	17	5.7	6t	1					
at Oakland*	S	22	14	140	63.6	1	0	37	4/18	96.8	2	23	11.5	18	0					
vs. Green Bay	S	37	25	296	67.6	1	0	47t	6/48	100.7	4	43	10.8	18	0					
at Atlanta*	S	28	20	174	71.4	0	1	23	0/0	72.6	4	-3	-0.8	1	0					
vs. Seattle	S	28	17	118	60.7	0	1	25	4/24	55.4	1	2	2.0	2	0					
at Arizona	S	36	25	335	69.4	1	0	41	3/18	108.0	1	3	3.0	3	0					
vs. Chicago*	S	20	17	232	85.0	4	0	34	1/10	154.4	4	17	4.3	12t	1					
vs. N.Y. Giants*	S	25	15	168	60.0	1	0	28t	3/18	93.4	2	12	6.0	9	0					
at Green Bay*	S	19	10	99	52.6	0	1	22	3/8	45.7	2	2	1.0	2	0					
Season Totals	16/16	447	292	3,231	65.3	14	9	52	44-307	88.7	44	192	4.4	19	3					
vs. SeattleS	S	24	17	146	70.8	0	0	24	3/21	86.5	3	0	0.0	2	0					
Postseason Totals	1/1	24	17	146	70.8	0	0	24	3-21	86.5	3	0	0.0	2	0					
SNFC Wild Card Game																				
2017 MINNESOTA (13-3)											PASSING					RUSHING				
Opponent	P/S	Att.	Comp.	Yds.	Pct.	TD	INT	LG	S/Yds.	Rtg.	Att.	Yds.	Avg.	LG	TD					
vs. Cincinnati*	P	2	0	0	0.0	0	1	—	0/0	0.0	3	-3	-1.0	-1	0					
Season Totals	1/0	2	0	0	0.0	0	1	—	0-0	0.0	3	-3	-1.0	-1	0					
2018 NEW ORLEANS (13-3)											PASSING					RUSHING				
Opponent	P/S	Att.	Comp.	Yds.	Pct.	TD	INT	LG	S/Yds.	Rtg.	Att.	Yds.	Avg.	LG	TD					
Games 1-4											DID NOT PLAY									
vs. Washington*	P	0	0	0	—	0	0	—	0/0	—	3	-3	-1.0	-1	0					
at Baltimore*											DID NOT PLAY									
at Minnesota*	P	0	0	0	—	0	0	—	0/0	—	0	0	—	—	0					
vs. L.A. Rams*											DID NOT PLAY									
at Cincinnati*	P	1	0	0	0.0	0	0	0	0/0	39.6	3	-3	-1.0	-1	0					
vs. Philadelphia*	P	0	0	0	—	0	0	—	0/0	—	1	-1	-1.0	-1	0					
Games 11-15											DID NOT PLAY									
vs. Carolina	S	22	14	118	63.6	1	1	18	2/8	73.7	4	12	3.0	9	0					
Season Totals	5/1	23	14	118	60.9	1	1	18	2-8	70.6	11	5	0.5	9	0					

2019 NEW ORLEANS (13-3)											PASSING					RUSHING				
Opponent	P/S	Att.	Comp.	Yds.	Pct.	TD	INT	LG	S/Yds.	Rtg.	Att.	Yds.	Avg.	LG	TD					
vs. Houston*																				
at L.A. Rams	P	30	17	165	56.7	0	0	28	2/16	72.2	2	5	2.5	4	0					
at Seattle*	S	27	19	177	70.4	2	0	29t	0/0	112.7	3	12	4.0	11	0					
vs. Dallas*	S	30	23	193	76.7	0	1	20	5/44	78.9	3	8	2.7	5	0					
vs. Tampa Bay*	S	34	26	314	76.5	4	1	42	0/0	131.3	5	7	1.4	5	0					
at Jacksonville*	S	36	24	240	66.7	1	0	27	3/18	94.7	3	0	0.0	2	0					
at Chicago*	S	38	23	281	60.5	2	0	45	1/8	100.9	4	7	1.8	6	0					
vs. Arizona*	P	0	0	0	—	0	0	—	0/0	—	2	-2	-1.0	-1	0					
Games 9-13																				
vs. Indianapolis*	P	0	0	0	—	0	0	—	0/0	—	3	3	-1.0	-1	0					
at Tennessee*																				
at Carolina*	P	1	1	14	100.0	0	0	14	1/3	118.8	3	-3	-1.0	-1	0					
Season Totals	9/5	196	133	1,384	67.9	9	2	45	12-89	99.1	28	31	1.1	11	0					

2020 CAROLINA (5-11)		PASSING									RUSHING					
Opponent	P/S	Att.	Comp.	Yds.	Pct.	TD	INT	LG	S/Yds.	Rtg.	Att.	Yds.	Avg.	LG	TD	
vs. Las Vegas	S	34	22	269	64.7	1	0	75t	1/10	98.8	4	26	6.5	13	0	
at Tampa Bay	S	42	33	367	78.6	0	2	39	5/27	83.2	0	0	—	—	0	
at L.A. Chargers*	S	28	22	235	78.6	1	0	38	2/14	113.5	2	12	6.0	6	0	
vs. Arizona*	S	37	26	276	70.3	2	1	24	0/0	98.5	6	32	5.3	18t	1	
at Atlanta*	S	36	27	313	75.0	2	0	57t	0/0	119.3	3	3	1.0	2	0	
vs. Chicago	S	29	16	216	55.2	0	2	39	4/25	50.4	8	48	6.0	11	0	
at New Orleans	S	28	23	254	82.1	2	0	74t	1/8	128.3	2	10	5.0	5	0	
vs. Atlanta	S	23	15	176	65.2	1	1	42	3/22	84.7	5	30	6.0	14	0	
at Kansas City	S	49	36	310	73.5	2	0	28	2/7	103.3	2	19	9.5	15	1	
vs. Tampa Bay	S	24	18	136	75.0	2	1	38	1/5	98.6	3	16	5.3	8	1	
vs. Detroit																
					INACTIVE											
at Minnesota	S	36	19	267	52.8	1	1	41t	0/0	74.7	2	12	6.0	8	0	
vs. Denver	S	40	30	283	75.0	0	0	32	4/38	94.1	3	31	10.3	14	1	
at Green Bay	S	35	21	258	60.0	0	0	40	3/9	82.8	4	26	6.5	13t	1	
at Washington*	S	28	19	197	67.9	1	1	44	4/30	85.0	6	7	1.2	7	0	
vs. New Orleans	S	23	13	176	56.5	0	2	44	1/10	44.8	3	7	2.3	7	0	
Season Totals	15/15	492	340	3,733	69.1	15	11	75t	31-205	92.1	53	279	5.3	18t	5	



BRYCE CALLAHAN

29

CORNERBACK

5-9 • 188 • 7TH YR. • RICE

BORN: Oct. 23, 1991, in Moscow, Idaho

HIGH SCHOOL: Cypress (Texas) Woods High School

ACQUIRED: Unrestricted Free Agent (Chicago), 2019

NFL YEAR: 7th • YEAR WITH BRONCOS: 3rd

NFL GAMES PLAYED/STARTED: 55/39 • POSTSEASON GP/GS: 0/0



CALLAHAN AT A GLANCE:

- A seventh-year cornerback who signed with the Broncos as an unrestricted free agent in 2019 after spending his first four NFL seasons with Chicago (2015-18).
- Totaled 164 tackles (145 solo), four sacks (24 yds.), six interceptions (85 yds.), 25 passes defended, one forced fumble, one fumble recovery and one special-teams tackle during his career.
- Appeared in 10 games (all starts) for the Broncos in 2020, totaling 42 tackles (36 solo), two interceptions, five passes defended and one fumble recovery before being placed on injured reserve on Dec. 2 with a season-ending right foot injury.
- Did not play in 2019 due to injury (foot) and ended the season on injured reserve.
- Played 13 games (10 starts) for Chicago in 2018 and posted a career-best 45 tackles (39 solo) to go along with two sacks (12 yds.), two interceptions (12 yds.) and six passes defended.
- Registered 143 tackles (114 solo), 13 interceptions, 45 passes defended, one forced fumble and one fumble recovery during his collegiate career with Rice University (2010-14).
- Entered the NFL as a college free agent with Chicago on May 3, 2015.
- Signed by the Broncos as an unrestricted free agent (Chicago) on March 16, 2019.

CAREER TRANSACTIONS: Signed by Chicago as a college free agent 5/3/15; Waived by Chicago 9/22/15; Signed by Chicago (practice squad) 9/24/15; Signed by Chicago (active roster) 10/19/15; Resigned by Chicago 4/17/17; Resigned by Chicago 4/17/18; Signed by Denver as an unrestricted free agent 3/16/19.



2020: Callahan started all 10 games he played in, totaling 42 tackles (36 solo), two interceptions, five passes defended and one fumble recovery before being placed on injured reserve on Dec. 2 with a season-ending right foot injury... Started his first game as a Bronco, recording a career-high-tying eight tackles (6 solo) vs. Ten. (9/14)... Posted seven tackles (6 solo) and a pass defended at NYJ (10/1)... Registered first interception as a Bronco (fifth of his career) and added a season-high two passes defended at N.E. (10/18)... Notched first career fumble recovery and had five tackles (4 solo) vs. K.C. (10/25)... Notched second interception of the season vs. LAC (11/1) and added three tackles (all solo) and a pass defended... Garnered five solo tackles vs. Miami (11/22).

2019: Callahan was inactive for Denver's first nine games after re-aggravating a foot injury during the pre-season before being placed on injured reserve on Nov. 16.

2018: Callahan saw action in 13 games (10 starts) with the Bears before being placed on injured reserve on Dec. 12... Posted a career-best 45 tackles (39 solo) to go along with two sacks (12 yds.), two interceptions (12 yds.) and six passes defended... Played the second-most snaps per game (31.7) in slot coverage, allowing just one touchdown during the year according to ProFootballFocus.com... Tallied a career-high eight tackles (all solo) in the regular-season opener at G.B. (9/9)... Set a personal best with three passes defended in addition to making four solo tackles and one sack (3 yds.) vs. N.Y. Jets (10/28)... Notched one sack (9 yds.) and one interception (12 yds.) while adding five tackles (4 solo) and two passes defended vs. Det. (11/11)... Suffered a season-ending foot injury vs. LAR (12/9).

2017: Callahan appeared in 12 games (6 starts) with Chicago and finished with 25 tackles (20 solo), one sack (12 yds.), two interceptions (73 yds.), six passes defended and one forced fumble... Registered four tackles (3 solo) and one sack vs. Pit. (9/24)... Recorded a career-long 52-yard interception return to go along with four tackles (3 solo) at Bal. (10/15)... Missed Games 9-12 with a knee injury.

2016: Callahan started 10-of-11 games played for Chicago during his second NFL season, totaling 31 tackles (30 solo) and five passes defended... Battled injuries throughout the season, missing five games... Notched consecutive six-tackle performances at Ind. (10/9) and vs. Jac. (10/16)... Tallied a season-high two passes defended at Det. (12/11).

2015: Callahan, who entered the NFL as a college free agent with Chicago on May 2, appeared in nine games (3 starts) with club in addition to spending time on the practice squad... Recorded 21 tackles (20 solo), one sack and three passes defended during his rookie season... Made his NFL debut vs. G.B. (9/13)... Earned his first NFL start at S.D. (11/9)... Missed Games 14-16 with a knee injury.

COLLEGE: Callahan registered 143 tackles (114 solo), 13 interceptions, 45 passes defended, one forced fumble and one fumble recovery during his collegiate career with the Rice University (2010-14)... Finished his collegiate career with the second-most interceptions (13) in program history... Recorded at least 30 tackles in all four seasons, including a career-best 42 stops (37 solo) as a redshirt senior... Chosen second-team All-Conference USA following his junior season after notching 34 tackles (26 solo), three interceptions (13 yds.) and 13 passes defended... Posted six interceptions and 15 passes defended his redshirt freshman season.

PERSONAL: Callahan prepped at Cypress (Texas) Woods High School, where was selected first-team Class 5A All-State as a senior in 2009... Recorded 136 tackles and 8 interceptions on defense and averaged 25.8 yards on punt returns as a senior... Bryce Callahan was born on Oct. 23, 1991, in Moscow, Idaho.

CALLAHAN'S REGULAR SEASON RECORD

Year	Club	G	S	UT	A	TT	S-Yds.	I-Yds.	PD	FF	FR	TD-Int.	TD-FR	S	Pts.
2015	Chicago	9	3	20	1	21	1-0	0-0	3	0	0	0	0	0	0
2016	Chicago	11	10	30	1	31	0-0	0-0	5	0	0	0	0	0	0
2017	Chicago	12	6	20	5	25	1-12	2-73	6	1	0	0	0	0	0
2018	Chicago	13	10	39	6	45	2-12	2-12	6	0	0	0	0	0	0
2019	Denver	0	0	0	0	0	0-0	0-0	0	0	0	0	0	0	0
2020	Denver	10	10	36	6	42	0-0	2-0	5	0	1	0	0	0	0
CAREER TOTALS		55	39	145	19	164	4-24	6-85	25	1	1	0	0	0	0

ADDITIONAL STATISTICS: Special-teams tackles — 2016 (1), TOTAL (1).

CALLAHAN'S SINGLE-GAME HIGHS

(Postseason in parentheses)

Tackles — 8, twice, last vs. Tennessee, 9/14/20 (none). **Interceptions** — 1, six times, last vs. L.A. Chargers, 11/1/20 (none). **Interception return yards** — 52 at Baltimore, 10/15/17 (none). **Passes defended** — 3 vs. N.Y. Jets, 10/28/18 (none). **Sacks** — 1, four times, last vs. Detroit, 11/11/18 (none). **Sack yards** — 12 vs. Pittsburgh, 9/24/17 (none). **Forced fumbles** — 1 vs. Pittsburgh, 9/24/17 (none). **Fumble Recoveries** — 1 vs. Kansas City, 10/25/20 (none).


BRYCE CALLAHAN'S CAREER GAME-BY-GAME

(Victories asterisked)

2015 CHICAGO (6-10)									
TACKLES									
Date	Opponent	P/S	UT	A	TT	S-Yds.	I-Yds.	PD	FF
Sep 13	vs. Green Bay	P	0	0	0	0-0	0-0	0	0
Sep 20	vs. Arizona	P	0	0	0	0-0	0-0	0	0
WAIVED BY CHICAGO SEP. 22 / SIGNED BY CHICAGO (PRACTICE SQUAD) SEP. 24									
SIGNED BY CHICAGO (ACTIVE ROSTER) OCT. 19									
Nov 1	vs. Minnesota	P	4	0	4	0-0	0-0	0	0
Nov 9	at San Diego*	S	2	1	3	0-0	0-0	1	0
Nov 15	at St. Louis*	P	3	0	3	0-0	0-0	0	0
Nov 22	vs. Denver	P	1	0	1	0-0	0-0	0	0
Nov 26	at Green Bay*	S	3	0	3	0-0	0-0	1	0
Dec 6	vs. San Francisco	P	4	0	4	0-0	0-0	1	0
Dec 13	vs. Washington			INACTIVE					
Dec 20	at Minnesota			INACTIVE					
Dec 27	at Tampa Bay*			INACTIVE					
Jan 3	vs. Detroit	S	3	0	3	1-0	0-0	0	0
Season Totals			9/3	20	1	21	1-0	0-0	3
2016 CHICAGO (3-13)									
TACKLES									
Date	Opponent	P/S	UT	A	TT	S-Yds.	I-Yds.	PD	FF
Sep 11	at Houston	S	0	0	0	0-0	0-0	0	0
Sep 19	vs. Philadelphia	S	1	0	1	0-0	0-0	1	0
Sep 25	at Dallas			INACTIVE					
Oct 2	vs. Detroit*	S	5	0	5	0-0	0-0	0	0
Oct 9	at Indianapolis	S	5	1	6	0-0	0-0	1	0
Oct 16	vs. Jacksonville	S	6	0	6	0-0	0-0	0	0
Oct 20	at Green Bay	S	1	0	1	0-0	0-0	0	0
Oct 31	vs. Minnesota*			INACTIVE					
Nov 13	at Tampa Bay			INACTIVE					
Nov 20	at N.Y. Giants	S	5	0	5	0-0	0-0	1	0
Nov 27	vs. Tennessee	P	3	0	3	0-0	0-0	0	0
Dec 4	vs. San Francisco*	S	0	0	0	0-0	0-0	0	0
Dec 11	at Detroit	S	4	0	4	0-0	0-0	2	0
Dec 18	vs. Green Bay			INACTIVE					
Dec 24	vs. Washington	S	0	0	0	0-0	0-0	0	0
Jan 1	at Minnesota			INACTIVE					
Season Totals			11/10	30	1	31	0-0	0-0	5
2017 CHICAGO (5-11)									
TACKLES									
Date	Opponent	P/S	UT	A	TT	S-Yds.	I-Yds.	PD	FF
Sep 10	vs. Atlanta	S	1	1	2	0-0	0-0	0	0
Sep 17	at Tampa Bay	P	0	0	0	0-0	0-0	1	0
Sep 24	vs. Pittsburgh*	P	3	1	4	1-12	0-0	0	1
Sep 28	at Green Bay	S	0	1	1	0-0	0-0	0	0
Oct 9	vs. Minnesota	S	3	0	3	0-0	0-0	1	0
Oct 15	at Baltimore*	P	3	1	4	0-0	1-52	1	0
Oct 22	vs. Carolina*	S	2	0	2	0-0	0-0	0	0
Oct 29	at New Orleans	P	0	1	1	0-0	0-0	1	0
Nov 12	vs. Green Bay			INACTIVE					
Nov 19	vs. Detroit			INACTIVE					
Nov 26	at Philadelphia			INACTIVE					
Dec 3	vs. San Francisco			INACTIVE					
Dec 10	at Cincinnati*	S	1	0	1	0-0	0-0	0	0
Dec 16	at Detroit	P	2	0	2	0-0	0-0	0	0
Dec 24	at Cleveland*	P	3	0	3	0-0	1-21	1	0
Dec 31	at Minnesota	S	2	0	2	0-0	0-0	1	0
Season Totals			12/6	20	5	25	1-12	2-73	6
2018 CHICAGO (12-4)									
TACKLES									
Date	Opponent	P/S	UT	A	TT	S-Yds.	I-Yds.	PD	FF
Sep 9	at Green Bay	S	8	0	8	0-0	0-0	0	0
Sep 17	vs. Seattle*	P	1	0	1	0-0	0-0	0	0
Sep 23	at Arizona*	S	1	0	1	0-0	1-0	1	0
Sep 30	vs. Tampa Bay*	S	4	0	4	0-0	0-0	0	0
Oct 14	at Miami	S	6	1	7	0-0	0-0	0	0
Oct 21	vs. New England	S	2	1	3	0-0	0-0	0	0
Oct 28	vs. N.Y. Jets*	S	4	0	4	1-3	0-0	3	0
Nov 4	at Buffalo	S	2	2	4	0-0	0-0	0	0
Nov 11	vs. Detroit*	S	4	1	5	1-9	1-12	2	0
Nov 18	vs. Minnesota*	S	1	0	1	0-0	0-0	0	0
Nov 22	at Detroit*	P	3	1	4	0-0	0-0	0	0
Dec 2	at N.Y. Giants	P	1	0	1	0-0	0-0	0	0
Dec 9	vs. L.A. Rams*	S	2	0	2	0-0	0-0	0	0
PLACED ON INJURED RESERVE (FOOT) ON DEC. 12									
Season Totals			13/10	39	6	45	2-12	2-12	6

2019 DENVER (7-9)		TACKLES								
Date	Opponent	P/S	UT	A	TT	S-Yds.	I-Yds.	PD	FF	FR
Games 1-9					INACTIVE					
					PLACED ON INJURED RESERVE (FOOT) ON NOV. 16					
Season Totals		0/0	0	0	0	0	0	0	0	0

2020 DENVER (5-11)		TACKLES								
Date	Opponent	P/S	UT	A	TT	S-Yds.	I-Yds.	PD	FF	FR
Sep 14	vs. Tennessee	S	6	2	8	0-0	0-0	0	0	0
Sep 20	at Pittsburgh	S	4	1	5	0-0	0-0	0	0	0
Sep 27	vs. Tampa Bay	S	3	0	3	0-0	0-0	0	0	0
Oct 1	at N.Y. Jets*	S	6	1	7	0-0	0-0	1	0	0
Oct 18	at New England*	S	0	1	1	0-0	1-0	2	0	0
Oct 25	vs. Kansas City	S	4	1	5	0-0	0-0	0	0	1
Nov 1	vs. L.A. Chargers*	S	3	0	3	0-0	1-0	1	0	0
Nov 8	at Atlanta				INACTIVE					
Nov 15	at Las Vegas	S	3	0	3	0-0	0-0	1	0	0
Nov 22	vs. Miami*	S	5	0	5	0-0	0-0	0	0	0
Nov 29	vs. New Orleans	S	2	0	2	0-0	0-0	0	0	0
					PLACED ON INJURED RESERVE (FOOT) ON DEC. 2					
Season Totals		10/10	36	6	42	0-0	2-0	5	0	1



BRADLEY CHUBB

55

OUTSIDE LINEBACKER

6-4 • 275 • 4TH YR. • NORTH CAROLINA STATE

BORN: June 24, 1996, in Marietta, Ga.

HIGH SCHOOL: Hillgrove High School, Powder Springs, Ga.

ACQUIRED: Draft #1 (5th overall), 2018

NFL YEAR: 4th • YEAR WITH BRONCOS: 4th

NFL GAMES PLAYED/STARTED: 34/34



CHUBB AT A GLANCE:

• A fourth-year outside linebacker who has started all 34 games played with Denver during his first three NFL seasons, recording 123 tackles (83 solo), 20.5 sacks (140 yds.), two passes defended, four forced fumbles and one fumble recovery.

• Appeared in 14 games (all starts) with the Broncos in 2020, totaling 42 tackles (26 solo) 7.5 sacks (50 yds.) 19 quarterback hits, nine tackles for loss and one fumble recovery.

• Selected to his first career Pro Bowl in 2020, becoming the third player from the Broncos 2018 draft class (RB Phillip Lindsay & WR Courtland Sutton) to earn Pro Bowl honors.

• Missed most of the 2019 season after suffering a knee injury in Week 4.

• Set Denver's rookie sack record in 2018 and recorded the seventh-most quarterback take-downs (12) all-time for a first-year NFL player.

• Named the NFL's Defensive Rookie of the Month for October 2018 after totaling 16 tackles (12 solo), 5.5 sacks (33 yds.) and five tackles for loss.

• Finished his career at North Carolina State with school records for TFLs (60) and sacks (26), breaking the marks previously held by Mario Williams, the No. 1 pick in the 2006 NFL Draft.

• Following the 2017 season, received the Bronko Nagurski Trophy, which given to the nation's top defender, and the Ted Hendricks Award, an honor given to the nation's top defensive end.

• Selected by the Broncos in the first round (5th overall) of the 2018 NFL Draft.

CAREER TRANSACTIONS: Signed by Denver as a draft choice 6/21/18.



2020: Chubb appeared in 14 games (all starts), totaling 42 tackles (26 solo), 7.5 sacks (50 yds.), 19 quarterback hits, nine tackles for loss and one fumble recovery in his return from an ACL injury he sustained in Week 4 of the 2019 season... Collected his fourth career multi-sack game, recorded 2.5 sacks, set a career high with 24 sack yards and added five tackles (3 solo) at NYJ (10/1)... Notched a sack (4 yds.) and posted his fourth career forced fumble at N.E. (10/18)... Recorded a sack (8 yds.) in his third consecutive game and added two tackles vs. K.C. (10/25)... Registered his fourth sack in as many games and added four tackles (all solo) vs. L.A. Chargers (11/1)... Posted a sack (9 yds.) and had five tackles (4 solo) vs. Miami (11/22)...

55s TROPHY CASE

Pro Bowls (1)..... 2020

CHUBB AMONG LEAGUE'S SACK LEADERS AS A ROOKIE

MOST SACKS AMONG NFL ROOKIES, 2018

	Player	No.
1.	Bradley Chubb, Den.	12.0
2.	Darius Leonard, Ind.	7.0
3.	Sam Hubbard, Cin.	6.0
4.	B.J. Hill, NYG	5.5
5.	Two Tied	5.0

MOST SACKS AS A ROOKIE, BRONCOS HISTORY

	Player	Year	No.
1.	Bradley Chubb	2018	12.0
2.	Von Miller	2011	11.5
	Rulon Jones	1980	11.5
4.	Mike Croel	1991	10.0
5.	Elvis Dumervil	2006	8.5

Grabbed a quarterback takedown (5 yds.) and had a season-high six tackles vs. N.O. (11/29).

2019: Chubb started all four games played, totaling 21 tackles (16 solo), one sack (7 yds.), one forced fumble and a pass defended before being placed on injured reserve on Oct. 1... Notched three tackles (2 solo) and a pass defended at Oak. (9/9)... Recorded six tackles (5 solo) vs. Chi. (9/15)... Collected five solo tackles at G.B. (9/22)... Registered a career-high-tying seven tackles (4 solo), one sack (7 yds.) and one forced fumble vs. Jac. (9/29).

2018: Selected by Denver in the first round (fifth overall) of the 2018 NFL Draft, Chubb set Denver's rookie sack record (12) and finished with the seventh-most sacks all-time for a first-year player... Posted career highs in tackles, sacks, sack yards and forced fumbles... Tallied 60 tackles (41 solo), 12 sacks (83 yds.), 14 tackles for loss, one pass defended, two forced fumbles and one fumble recovery during the season... Became the third Bronco to win NFL Defensive Rookie of the Month (Oct.) after totaling 16 tackles (12 solo), 5.5 sacks (33 yds.), five tackles for loss, 13 pressures, eight quarterback hits, one forced fumble and one pass defended... Recorded three tackles (1 solo) and a half sack (3 yds.) in his NFL debut vs. Sea. (9/9)... Recorded the first full sack of his career and sacked Joe Flacco (6 yds.) at Bal. (9/23)... Became the fourth Broncos rookie to record three sacks (16 yds.) in a game and added five tackles (4 solo) vs. LAR (10/14)... Sacked Josh Rosen twice (14 yds.), forced a fumble and finished with three tackles at Ari. (10/18)... Recorded multiple sacks in consecutive games, becoming the first Broncos rookie to accomplish that feat since Elvis Dumervil in 2009... Teamed with Von Miller to sack Patrick Mahomes (3 yds.) and added four tackles (2 solo) at K.C. (10/28)... Sacked Deshaun Watson (3 yds.) to extend his sack streak to four games, and posted six tackles (5 solo)—three tackles for loss—vs. Hou. (11/4)... Increased his sack streak to five consecutive games with a takedown of Philip Rivers (9 yds.), and notched a career-best seven tackles (4 solo) at LAC (11/18)... Strip-sacked Jeff Driskel, recovered the fumble and finished with three solo tackles at Cin. (12/2)... Broke Von Miller's team-rookie sack record (11.5, 2011) with a pair of quarterback takedowns (18 yds.) at S.F. (12/9).

COLLEGE: Chubb was a three-year starter at North Carolina State University, opening 38-of-49 games played and totaling 203 tackles (103 solo), 26 sacks (157 yds.), three passes defended, one interception, eight forced fumbles and one fumble recovery... Finished his final collegiate season as a consensus first-team All-American and the Atlantic Coast Conference Defensive Player of the Year after recording 73 tackles (40 solo), 10 sacks (66 yds.), three forced fumbles and one fumble recovery... Awarded both the Bronko Nagurski Trophy, which given to the nation's top defender, and the Ted Hendricks Award, which given to the nation's top defensive end... Named to the ACC's First Team and won the conference's defensive player of the week award three times... Finished the 2016 regular season as the nation's leader in tackles behind the line of scrimmage, and he was chosen as the team's Defensive MVP... Opened all 13 games during his sophomore season, finishing as the second-leading tackler for the Wolfpack with 69 stops (29 solo) and 5.5 sacks (32 yds.)... Forced a team-best three fumbles on the season and had one interception... Played all 11 games as a true freshman, finishing the season with three tackles (1 solo).

PERSONAL: Chubb attended Hillgrove High School in Powder Springs, Ga., where he was selected to play in the Cobb Country All-Star Senior Bowl... Helped his 2013 team to an 11-2 season and an appearance in the Georgia 6A quarterfinals... Brother, Brandon, spent time with the L.A. Rams, Carolina, Detroit, San Francisco and Tennessee... Cousin, Nick, played at the University of Georgia and was selected in the second round of the 2018 NFL Draft by Cleveland... Bradley Chubb was born on June 24, 1996 in Marietta, Ga.

CHUBB'S REGULAR SEASON RECORD

Year	Club	G	S	UT	A	TT	S-Yds.	I-Yds.	PD	FF	FR	TD-Int.	TD-FR	S	Pts.
2018	Denver	16	16	41	19	60	12-83	0-0	1	2	1	0-0	0	0	0
2019	Denver	4	4	16	5	21	1-7	0-0	1	1	0	0	0	0	0
2020	Denver	14	14	26	16	42	7.5-50	0-0	0	1	0	0	0	0	0
CAREER TOTALS		34	34	83	40	123	20.5-140	0-0	2	4	1	0-0	0	0	0

CHUBB'S SINGLE GAME HIGHS

(Postseason in parentheses)

Tackles — 7, twice, last vs. Jacksonville, 9/29/19 (none). **Sacks** — 3 vs. Los Angeles Rams, 10/14/18 (none). **Sack yards** — 24 at N.Y. Jets, 10/1/20 (none). **Forced Fumbles** — 1, 4x, last at New England, 10/18/20 (none).

CHUBB'S MULTIPLE-SACK GAMES (4)

*Denotes win; (The Broncos are 2-2 when Chubb records more than one sack in a game.)

Date	Opponent	S-Yds.
10/14/18	vs. L.A. Rams	3-16
10/18/18	at Arizona*	2-14
12/9/18	at San Francisco	2-18
10/1/20	at N.Y. Jets*	2.5-24

CHUBB'S SACKS BY QUARTERBACK (20.5)

Figures in italics include postseason totals

Quarterback	Sacks	Quarterback	Sacks
Jared Goff.....	3.0	Gardner Minshew III.....	1.0
Sam Darnold.....	2.5	Deshawn Watson.....	1.0
Josh Rosen.....	2.0	Cam Newton.....	1.0
Nick Mullens.....	2.0	Justin Herbert.....	1.0
Patrick Mahomes.....	1.5	Tua Tagovailoa.....	1.0
Jeff Driskel.....	1.0	Taysom Hill.....	1.0
Joe Flacco.....	1.0	Russell Wilson.....	0.5
Philip Rivers.....	1.0		

BRADLEY CHUBB'S CAREER GAME-BY-GAME

(Victories asterisked)

2018 DENVER (6-10) TACKLES										
Date	Opponent	P/S	UT	A	TT	S-Yds.	I-Yds.	PD	FF	FR
Sep 9	vs. Seattle*	S	1	2	3	0.5-3	0-0	0	0	0
Sep 16	vs. Oakland*	S	2	1	3	0-0	0-0	0	0	0
Sep 23	at Baltimore	S	2	0	2	1-6	0-0	0	0	0
Oct 1	vs. Kansas City	S	2	0	2	0-0	0-0	0	0	0
Oct 7	at New York Jets	S	1	1	2	0-0	0-0	1	0	0
Oct 14	vs. L.A. Rams	S	4	1	5	3-16	0-0	0	0	0
Oct 18	at Arizona*	S	3	0	3	2-14	0-0	0	1	0
Oct 28	at Kansas City	S	2	2	4	0.5-3	0-0	0	0	0
Nov 4	vs. Houston	S	5	1	6	1-3	0-0	0	0	0
Nov 18	at L.A. Chargers*	S	4	3	7	1-9	0-0	0	0	0
Nov 25	vs. Pittsburgh*	S	1	3	4	0-0	0-0	0	0	0
Dec 2	at Cincinnati*	S	3	0	3	1-11	0-0	0	1	1
Dec 9	at San Francisco	S	2	2	4	2-18	0-0	0	0	0
Dec 15	vs. Cleveland	S	2	2	4	0-0	0-0	0	0	0
Dec 24	at Oakland	S	3	1	4	0-0	0-0	0	0	0
Dec 30	vs. L.A. Chargers	S	4	0	4	0-0	0-0	0	0	0
Season Totals			16/16	41	19	60	12-83	0-0	1	2

2019 DENVER (7-9) TACKLES										
Date	Opponent	P/S	UT	A	TT	S-Yds.	I-Yds.	PD	FF	FR
Sep 9	at Oakland	S	2	1	3	0-0	0-0	1	0	0
Sep 15	vs. Chicago	S	5	1	6	0-0	0-0	0	0	0
Sep 22	at Green Bay	S	5	0	5	0-0	0-0	0	0	0
Sep 29	vs. Jacksonville	S	4	3	7	1-7	0-0	0	1	0
PLACED ON INJURED RESERVE ON OCT. 1										
Season Totals			4/4	16	5	21	1-7	0-0	1	1

2020 DENVER (5-11) TACKLES										
Date	Opponent	P/S	UT	A	TT	S-Yds.	I-Yds.	PD	FF	FR
Sep 14	vs. Tennessee	S	0	0	0	0-0	0-0	0	0	0
Sep 20	at Pittsburgh	S	3	0	3	0-0	0-0	0	0	0
Sep 27	vs. Tampa Bay	S	3	0	3	0-0	0-0	0	0	0
Oct 1	at N.Y. Jets*	S	3	2	5	2.5-24	0-0	0	0	0
Oct 18	at New England*	S	2	2	4	1-4	0-0	0	1	0
Oct 25	vs. Kansas City	S	1	1	2	1-8	0-0	0	0	0
Nov 1	vs. L.A. Chargers*	S	4	0	4	1-0	0-0	0	0	0
Nov 8	at Atlanta	S	1	2	3	0-0	0-0	0	0	0
Nov 15	at Las Vegas	S	1	0	1	0-0	0-0	0	0	0
Nov 22	vs. Miami*	S	4	1	5	1-9	0-0	0	0	0
Nov 29	vs. New Orleans	S	1	5	6	1-5	0-0	0	0	0
Dec 6	at Kansas City	S	1	1	2	0-0	0-0	0	0	0
Dec 13	at Carolina*	S	2	1	3	0-0	0-0	0	0	0
Dec 19	vs. Buffalo	S	0	1	1	0-0	0-0	0	0	0
Dec 27	at L.A. Chargers									
Jan 3	vs. Las Vegas									
					INACTIVE					
					INACTIVE					
Season Totals			14/14	26	16	42	7.5-50	0-0	0	1

DID YOU KNOW?

The Broncos' nine AFC Championship Game appearances during Pat Bowlen's 35 years of ownership (1984-2019) were more than the combined conference title game appearance totals of their three AFC West rivals. Oakland, San Diego and Kansas City combined to play in seven AFC Championship Games from 1984-2019.



TYRIE CLEVELAND

16

WIDE RECEIVER



6-2 • 205 • 2ND YR. • FLORIDA

BORN: Sept. 20, 1997, in Houston

HIGH SCHOOL: Westfield High School, Houston

ACQUIRED: Draft #7a (252nd overall)

NFL YEAR: 2nd • **YEAR WITH BRONCOS:** 2nd

NFL GAMES PLAYED/STARTED: 10/0

CLEVELAND AT A GLANCE:

- A second-year wide receiver who appeared in 10 games with Denver in 2020, seeing action on offense and special teams.
- Totaled six receptions for 63 yards (10.5 avg.), 10 kickoff returns for 234 yards (23.4 avg.) and two special-teams tackles.
- Played 46 games (26 starts) during his collegiate career at the University of Florida, collecting 79 receptions for 1,271 yards (16.1 avg.) with eight touchdowns.
- Saw action on various special teams units and made eight special-teams tackles between his junior and senior seasons.
- Caught 25 passes for 351 yards (14.0 avg.) with one touchdown in addition to returning five kickoffs for 124 yards (24.8 avg.) as a senior in 2019.
- Started all 12 games in 2018, totaling 18 catches for 212 yards (11.8 avg.) and three touchdowns.
- Played in the 2016 Under Armour All-America Game after recording 46 receptions for 982 yards (21.3 avg) with 14 touchdowns as a senior at Westfield High School in Houston.
- Selected by the Broncos in the seventh round (252nd overall) of the 2020 NFL Draft.

CAREER TRANSACTIONS: Signed by Denver as a draft choice 7/22/20.



2020: Cleveland, who was selected by Denver in the seventh round (252nd overall), appeared in 10 games with the Broncos, totaling six receptions for 63 yards (10.5 avg.), 10 kickoff returns for 234 yards (23.4 avg.) and two special-teams tackles... Cleveland collected his first career reception (7 yds.) in his NFL debut vs. Ten. (9/14)... Collected first career 100-yard return game and notched five kickoff returns for 121 yards (24.2 avg.) at Atl. (11/8)... Had three kickoff returns for 77 yards (25.7 avg.), including a career-long 31-yard return at K.C. (12/6)... Set season highs in receptions and yards and registered four catches for 45 yards (11.3 avg.), including a season-long 17-yard catch in the season finale vs. LV (1/3).

COLLEGE: Cleveland appeared in all 13 games (2 starts) as a senior, recording 25 receptions for 351 yards (14.0 avg.) with one touchdown... Returned five kicks for a total of 124 yards (24.8 avg.)... Logged three special-teams tackles... Recognized as a member of the 2019 Southeastern Conference Community Service Team after participating in numerous community outreach events... Started all 12 games played in 2018, totaling 18 receptions for 212 yards (11.8 avg.) with three touchdowns... Played 10 games (8 starts) in 2017, amassing a team-high 410 yards on 22 catches (18.6 avg.) with two touchdowns... Added 118 yards on five kick returns (23.6 avg.)... Scored the game-winning touchdown on a 63-yard reception vs. Tennessee (9/16), marking the only time in school history the Gators defeated an opponent with a touchdown on the final play of regulation... Named Earl Campbell Tyler Rose Honorable Mention Player of the Week after his performance against Tennessee... Saw action in 11 games (4 starts) as a true freshman, totaling 14 receptions for 298 yards (21.3 avg.) with two touchdowns... Among players with at least 10 receptions, led the Gators with a 21.3 yards per catch average... Was named SEC Freshman of the Week after registering three catches for 124 yards (41.3 avg.), including a 99-yard score (school record for the longest play by a freshman) at Louisiana State (11/19)... Became the third true freshman in program history to record a 100-yard receiving game with his performance at LSU.

PERSONAL: Cleveland totaled 99 catches for 2,091 yards (21.1 avg.) with 27 touchdowns between his junior and senior seasons at Westfield High School in Houston... Played in the 2016 Under Armour All-America Game after recording 46 passes for 982 yards (21.3 avg) with 14 touchdowns as a senior... Tyrie Cleveland was born on Sep. 20, 1997 in Houston.

CLEVELAND'S REGULAR SEASON RECORD

Year	Club	RECEIVING							SCORING					
		G	S	No.	Yds.	Avg.	LG	TD	TD	TDr	TDp	TDrt	2pt	Pts.
2020	Denver	10	0	6	63	10.5	17	0	0	0	0	0	0	0
CAREER TOTALS		10	0	6	63	10.5	17	0	0	0	0	0	0	0

ADDITIONAL STATISTICS: Special-teams tackles — 2020 (2), TOTAL (2). Kickoff returns — 2020 (10 for 234, 23.4 avg., 31 LG, 0 TD), TOTAL (10 for 234, 23.4 avg., 31 LG, 0 TD).

TYRIE CLEVELAND'S CAREER GAME-BY-GAME

(Victories asterisked)

2020 DENVER (5-11)			RECEIVING							SCORING	
Date	Opponent	P/S	No.	Yds.	Avg.	LG	TD			2pt.	Pts.
Sep 14	vs. Tennessee	P		7	7.0	7	0			0	0
Sep 20	at Pittsburgh			INACTIVE							
Sep 27	vs. Tampa Bay	P	0	0	—	—	0			0	0
Oct 1	at N.Y. Jets*	P	0	0	—	—	0			0	0
Oct 18	at New England*	P	0	0	—	—	0			0	0
Oct. 25	vs. Kansas City	P	0	0	—	—	0			0	0
Nov 1	vs. L.A. Chargers*	P	0	0	—	—	0			0	0
Nov 8	at Atlanta	P	0	0	—	—	0			0	0
Nov 15	at Las Vegas			INACTIVE							
Nov 22	vs. Miami*			INACTIVE							
Nov 29	vs. New Orleans	P	0	0	—	—	0			0	0
Dec 6	at Kansas City	P	1	11	11.0	11	0			0	0
Dec 13	at Carolina*			INACTIVE							
Dec 19	vs. Buffalo			INACTIVE							
Dec 27	at L.A. Chargers			INACTIVE							
Jan 3	vs. Las Vegas	P	4	45	11.3	17	0			0	0
Season Totals			10/0	6	63	10.5	17	0		0	0



LLOYD CUSHENBERRY III 79

CENTER



6-4 • 315 • 2ND YR. • LOUISIANA STATE

BORN: Nov. 22, 1997, in Geismar, La.

HIGH SCHOOL: Dutchtown (La.) High School

ACQUIRED: Draft #3b (83rd overall), 2020

NFL YEAR: 2nd • **YEAR WITH BRONCOS:** 2nd

NFL GAMES PLAYED/STARTED: 16/16

CUSHENBERRY III AT A GLANCE:

- A second-year center who started all 16 games for Denver while being one of two rookies (T Tristan Wirfs, T.B.) in the NFL to play in 100 percent (1,100) of their team's offensive snaps.
- Became the first Broncos center and just the third center in the last five seasons (Garrett Bradbury, Min.; Ryan Kelly, Ind.) to start all 16 of his team's games during his rookie season.
- Started 28-of-39 games played at center during his four seasons (2016-19) at LSU.
- Became the first offensive lineman in school history to be awarded the No. 18 jersey, which is given to the player who best represents what it means to be an LSU player both on and off the field.
- Contributed to the Tigers' 15-0 record in 2019 and the team's College Football Playoff National Championship win.
- Was a part of an offensive line that received the Joe Moore Award in 2019, which is annually given to the most outstanding offensive line unit in college football.
- Helped LSU shatter numerous school offensive records and lead the NCAA in total offense (568.5) and offensive touchdowns (93) while ranking second in passing yards per game (401.6).
- Chosen as second-team All-American by the American Football Coaches Association and the Football Writers Association of America following his final season.
- Selected by the Broncos in the third round (83rd overall) of the 2020 NFL Draft.

CAREER TRANSACTIONS: Signed by Denver as a draft choice 7/23/20.



2020: Cushenberry, who was selected by Denver in the third round (83rd overall) of the 2020 NFL Draft, started all 16 games for the Broncos and was one of two rookies (T Tristan Wirfs, T.B.) to play 100 percent (1,100) of their team's offensive snaps... Became the first Broncos center and just the third center in the last five seasons (Garrett Bradbury, Min.; Ryan Kelly, Ind.) to start all 16 of his team's games during his rookie season... Made his NFL debut vs. Ten. (9/14) and became just the second rookie center and 12th rookie offensive lineman in franchise history to start in Week 1.

COLLEGE: Cushenberry III started all 15 games played during his redshirt junior season, helping Louisiana State University to a 15-0 record and a College Football Playoff National Championship win... Became the first

offensive lineman to be awarded the No. 18 jersey, given annually to the player who best represents what it means to be an LSU football player both on and off the field... Was a part of an offensive line that received the Joe Moore Award (most outstanding offensive line unit in college football)... Chosen second-team All-American by the American Football Coaches Association and the Football Writers Association of America following his final season... Led the team in total snaps played with 1,037... Helped block for quarterback Joe Burrow's Heisman Trophy winning season and running back Clyde Edwards-Helaire's 1,000-yard rushing season... Protected Burrow as he set the NCAA record for passing touchdowns in a single season (60)... Played every offensive snap in LSU's National Championship Game win vs. Clemson (1/13/20)... Started all 13 games at center in 2018, ranking second on the team in total offensive snaps with 973... Played every snap in 11-of-13 games... Played in 11 games with the Tigers as a redshirt freshman... Totaled 100 snaps during the season... Was selected to the first-year SEC Academic Honor Roll as a true freshman.

PERSONAL: Cushenberry III attended Dutchtown (La.) High School where he was named to the All-Louisiana Second-Team offense... Earned first-team District 5-5A honors as a senior and second-team District 5-5A honors as a junior... Participated for the South Team at the 2020 Senior Bowl... Lloyd Cushenberry III was born on Nov. 22, 1997 in Geismar, La.

CUSHENBERRY III'S REGULAR SEASON RECORD

Year	Club	G	S
2020	Denver	16	16
CAREER TOTALS		16	16

ADDITIONAL STATISTICS: Miscellaneous FR — 2020 (1), TOTAL (1).



AMARA DARBOH

38

WIDE RECEIVER

6-2 • 215 • 3RD YR. • MICHIGAN

BORN: Feb. 1, 1994, in Sierra Leone

HIGH SCHOOL: Dowling Catholic High School, West Des Moines, Iowa

ACQUIRED: Free Agent, 2021

NFL YEAR: 3rd • **YEAR WITH BRONCOS:** 1st

NFL GAMES PLAYED/STARTED: 16/0



DARBOH AT A GLANCE:

- A third-year wide receiver who appeared in 16 games with Seattle in 2017 while also competing on practice squads with Tampa Bay (2019), Pittsburgh (2019-20) and Carolina (2020).
- Totaled eight receptions for 71 yards (8.9 avg.) and two special-teams tackles during his career.
- Played 49 games (28 starts) during his collegiate career at the University of Michigan (2012, '14-16), collecting 151 receptions for 2,062 yards (13.7 avg.) with 14 touchdowns.
- Compiled 57 catches for 862 yards (15.1 avg.) with seven scores as a senior in 2016.
- Signed by the Broncos as a free agent on June 17, 2021.
- Selected by the Seahawks in the third round (106th overall) of the 2017 NFL Draft.

CAREER TRANSACTIONS: Signed by Seattle as a draft choice 5/23/17; Waived by Seattle 8/27/19; Signed by Tampa Bay (practice squad) 9/16/19; Waived by Tampa Bay 11/5/19; Signed by Pittsburgh (practice squad) 11/18/19; Waived by Pittsburgh 9/5/20; Signed by Pittsburgh (practice squad) 9/6/20; Signed by Carolina (practice squad) 12/11/20; Signed by Carolina 1/4/21; Waived by Carolina 3/15/21; Signed by Denver 6/17/21.



2020: Darboh competed on practice squads with Pittsburgh and Carolina... Signed to the Steelers' practice squad on Sept. 6... Signed to the Panthers' practice squad on Dec. 11.

2019: Darboh competed on practice squads with Tampa Bay and Pittsburgh... Signed to the Buccaneers' practice squad on Sept. 16... Signed to the Steelers' practice squad on Nov. 18.

2018: Darboh missed the entire 2018 season with hip and clavicle injuries... Placed on injured reserve on Sept. 5.

2017: Selected by the Seahawks in the third round (106th overall) of the 2017 NFL Draft, Darboh appeared in all 16 games with Seattle, totaling eight receptions for 71 yards (8.9 avg.)... Made his NFL debut at G.B. (9/10)... Collected his first career reception and tallied a career-long 16-yard catch vs. S.F. (9/17)... Posted two catches for 29 yards (14.5 avg.) at NYG (10/22).

COLLEGE: Darboh saw action in 49 games (28 starts) at the University of Michigan, recording 151 receptions for 2,062 yards (13.7 avg.) with 14 touchdowns... Was a two-time All-Big Ten honoree after being named to the 2016 second team and a 2015 honorable mention... Collected at least one reception in 33 consecutive games, marking the fourth-longest consecutive streak in school history... Totaled 57 catches for 862 yards (15.1 avg.) with seven touchdowns in 13 games played (11 starts) during his senior season in 2016.

PERSONAL: Darboh prepped at Dowling Catholic High School, where he garnered 122 catches for 1,782 yards (14.6 avg.) with 18 touchdowns during his sophomore, junior and senior seasons... Named to the Des Moines Sunday Register Elite all-state team as a senior after posting 48 catches for 765 yards (15.9 avg.) with 11 touchdowns... Lettered in basketball and track & field and was an all-conference selection in basketball... Amara Darboh (pronounced: uh-MAR-uh DAR-bow) was born on Feb. 1, 1994.

DARBOH'S REGULAR SEASON RECORD

Year	Club	G	S	No.	RECEIVING				TD	TDr	SCORING				2pt	Pts.
					Yds.	Avg.	LG	TD			TDp	TDrt				
2017	Seattle	16	0	8	71	8.9	16	0	0	0	0	0	0	0	0	0
2018	Seattle															
INJURED RESERVE																
CAREER TOTALS		16	0	8	71	8.9	16	0	0	0	0	0	0	0	0	0

ADDITIONAL STATISTICS: Special-teams tackles — 2017 (2), TOTAL (2).

AMARA DARBOH'S CAREER GAME-BY-GAME

(Victories asterisked)

2017 SEATTLE (9-7)		RECEIVING							SCORING		
Date	Opponent	P/S	No.	Yds.	Avg.	LG	TD		2pt.	Pts.	
Sep 10	at Green Bay	P	0	0	—	—	0		0	0	
Sep 17	vs. San Francisco*	P	1	16	16.0	16	0		0	0	
Sep 24	at Tennessee	P	0	0	—	—	0		0	0	
Oct 1	vs. Indianapolis*	P	1	10	5.0	5	0		0	0	
Oct 8	at L.A. Rams*	P	0	0	—	—	0		0	0	
Oct 22	at N.Y. Giants*	P	2	29	14.5	16	0		0	0	
Oct 29	vs. Houston*	P	0	0	—	—	0		0	0	
Nov 5	vs. Washington	P	0	0	—	—	0		0	0	
Nov 9	at Arizona*	P	1	3	3.0	3	0		0	0	
Nov 20	vs. Atlanta	P	0	0	—	—	0		0	0	
Nov 26	at San Francisco*	P	0	0	—	—	0		0	0	
Dec 3	vs. Philadelphia*	P	0	0	—	—	0		0	0	
Dec 10	at Jacksonville	P	0	0	—	—	0		0	0	
Dec 17	vs. L.A. Rams	P	1	8	8.0	8	0		0	0	
Dec 24	at Dallas*	P	0	0	—	—	0		0	0	
Dec 31	vs. Arizona	P	1	5	5.0	5	0		0	0	
Season Totals			16/0	8	71	8.9	16	0	0	0	



RONALD DARBY

21

CORNERBACK



5-11 • 193 • 7TH YR. • FLORIDA STATE

BORN: Jan. 2, 1994, in Oxon Hill, Maryland

HIGH SCHOOL: Potomac High School, Glassmanor, Md.

ACQUIRED: Unrestricted Free Agent (Washington), 2021

NFL YEAR: 7th • YEAR WITH BRONCOS: 1st

NFL GAMES PLAYED/STARTED: 73/72 • POSTSEASON GP/GS: 4/4

DARBY AT A GLANCE:

- A seventh-year cornerback who signed with the Broncos as an unrestricted free agent in 2021 after spending his first six NFL seasons with Buffalo (2015-16), Philadelphia (2017-19) and Washington (2020).
- Totaled 306 tackles (267 solo), eight interceptions (135 yds.), 81 passes defended and one fumble recovery in 73 regular-season career games (72 starts).
- Saw action in four postseason contests (all starts), recording 23 tackles (18 solo) and seven passes defended.
- Posted the third-most overall passes defended (88: 81 reg. season & 7 postseason) since entering the NFL in 2015.
- Started all 16 games for the Washington Football Team in 2020, recording 55 tackles (43 solo), 16 passes defended (5th most in the NFL) and one fumble recovery.
- Collected 114 tackles (103 solo) six interceptions (87 yds.) and 32 passes defended in 28 games played with the Eagles (2017-19).
- Appeared in 14 games (all starts) and notched a career-high 69 tackles (60 solo) with Buffalo in 2016 while adding 12 passes defended.
- Registered 68 defensive stops (61 solo) and added a career-high 21 passes defended in 15

games played (all starts), earning PFWA All-Rookie Team honors during his rookie season in 2015.

- Signed by the Broncos as an unrestricted free agent (Washington) on March 17, 2021.
- Entered the NFL as a second-round draft pick (50th overall) of the Buffalo Bills in the 2015 NFL Draft.

CAREER TRANSACTIONS: Signed by Buffalo as a draft choice 5/9/15; Traded from Buffalo to Philadelphia 8/11/17; Re-signed by Philadelphia 3/15/19; Signed by Washington as an unrestricted free agent 3/30/19; Signed by Denver as an unrestricted free agent 3/17/21.



2020: Darby started all 16 regular-season games and one postseason contest with the Washington Football Team, totaling 55 tackles (43 solo), 16 passes defended and one fumble recovery... Posted the fifth-most passes defended (16) in the NFL... Helped WFT rank second in total defense (304.6 ypg) and passing defense (191.8 ypg)... Tallied four tackles (2 solo) and one pass defended in the season opener vs. Phi. (9/13)... Had five tackles (4 solo) and one pass defended vs. LAR (10/11)... Collected a season-high seven defensive stops (6 solo) vs. NYG (11/8)... Tallied six tackles (5 solo), tied his career high with four passes defended and nabbed his first career fumble recovery vs. Cin. (11/22)... Notched two pass breakups to go with two solo tackles at Dal. (11/26)... Had two passes defended and two tackles (1 solo) at S.F. (12/13)... Registered three passes defended accompanied by three tackles (2 solo) vs. Car. (12/27)... Recorded five tackles (2 solo) and one pass breakup in Washington's wild card game vs. T.B. (1/9).

2019: Darby saw action in 11 games (all starts) with Philadelphia, collecting 37 tackles (34 solo), two interceptions (29 yds.) and 11 passes defended... Tallied five solo tackles and two passes defended vs. Was. (9/8)... Collected first interception of the season (13 yds.) and added three tackles (2 solo) and three passes defended at Atl. (9/15)... Registered six solo tackles vs. Det. (09/22)... Inactive in Weeks 4-7... Tallied two solo tackles and one pass defended at Buf. (10/27)... Registered five solo tackles and two passes defended vs. N.E. (11/17)... Tallied four solo tackles and one pass defended vs. Sea. (11/24)... Registered three solo tackles, one interception (16 yds.) and one pass defended at Mia. (12/1)... Added five tackles (4 solo) vs. NYG (12/9)... Tallied two tackles (1 solo) and one pass defended at Was. (12/15)... Placed on injured reserve (hip flexor) on Dec. 24.

2018: Darby started all nine games he appeared in during his second season with the Eagles and recorded 43 tackles (39 solo), one interception (16 yds.) and 12 passes defended... Posted six tackles (5 solo) and three passes defended vs. Atl. (9/6)... Tallied a season-high eight tackles and one pass defended to go with his first interception of the season (16 yds.) at T.B. (9/16)... Had a season-high-tying eight defensive stops and added one pass defended at Ten. (9/30)... Tied career high with four passes defended and had two solo tackles at NYG (10/11)... Registered four tackles (3 solo) and three pass breakups at Car. (10/21)... Notched five tackles (3 solo) vs. Dal. (11/11)... Placed on injured reserve (knee) on Nov. 17 and missed the final seven games of the season.

2017: Darby, who was traded from Buffalo to Philadelphia on Aug. 11, saw action in eight regular-season games (7 starts) and three postseason contests (all starts) with the Eagles... Recorded 34 tackles (30 solo), a career-high three interceptions (42 yds.) and nine passes defended... Missed Weeks 2-9 due to injury... Nabbed season-high eight solo tackles, one interception (5 yds.) and two passes defended at Dal. (11/19)... Tallied five solo tackles vs. Chi. (11/26)... Posted two passes defended to go with three tackles (2 solo) at Sea. (12/3)... Had six solo tackles at LAR (12/10)... Registered five solo tackles, one interception (37 yds.), and season-high three passes defended at NYG (12/17)... Notched six tackles (three solo), one interception and one pass defense vs. Oak. (12/25)... Added one pass defense in the season finale vs. Dal. (12/31)... Totaled 18 tackles (16 solo) and six passes defended in Philadelphia's three postseason contests en route to the team winning Super Bowl LII... Recorded seven solo tackles and one pass defense in the divisional round vs. Atl. (1/13)... Nabbed seven tackles (5 solo) and three passes defended in the NFC Championship Game vs. Min. (1/21)... Added four tackles and two passes defended in the Eagle's Super Bowl LII-winning effort against N.E. (2/4).

2016: Darby set a career-high with 69 tackles (60 solo) and added 12 passes defended in 14 games played (all starts) with Buffalo... Had seven solo tackles and two passes defended in the season opener at Bal. (9/11)... Recorded six tackles (5 solo) to go along with three passes defended vs. NYJ (9/15)... Added three tackles (2 solo) and one pass defended at N.E. (10/2)... Posted six solo tackles at LAR (10/9)... Collected eight solo tackles at Mia. (10/23)... Nabbed one pass defended in three consecutive games (10/30 vs. N.E.; 11/7 at Sea.; 11/20 at Cin.)... Tied career high with 10 tackles (7 solo) vs. Pit. (12/11)... Garnered five tackles (4 solo) and two passes defended vs. Mia. (12/24)... Tallied four solo tackles in the season finale at NYJ (1/1).

2015: Darby, who was selected by the Bills in the second round (50th overall) of the 2015 NFL Draft, started

DARBY AMONG LEAGUE LEADERS IN PASSES DEFENDED SINCE 2015

MOST OVERALL (REG. + POST.) PASSES DEFENDED, 2015-PRES., NFL

Player	Pos.	Team	PD	GP
1. Marcus Peters	CB	K.C. / LAR / Bal.	95	101
2. Stephon Gilmore	CB	Buf. / N.E.	93	90
3. Ronald Darby	CB	Buf. / Phi. / Was.	88	77
Darius Slay	CB	Det. / Phi.	88	90
5. Malcolm Butler	CB	N.E. / Ten.	86	98
Janoris Jenkins	CB	STL. / NYG / N.O.	86	87

all 15 games he appeared in during his rookie season... Recorded 68 tackles (61 solo), two interceptions (48 yds.) and a career-high 21 passes defended... Made his first career NFL start and posted six tackles (5 solo), one interception (27 yds.) and two passes defended vs. Ind. (9/13)... Tallied four solo tackles and two passes defended vs. N.E. (9/20)... Registered five tackles (4 solo), one interception (21 yds.) and a career-high four passes defended at Mia. (9/27)... Posted four solo tackles and three passes defended vs. NYG (10/4)... Had six solo tackles vs. Cin. (10/18)... Added five tackles (3 solo) and three passes defended at Jac. (10/25)... Set career-high with 10 defensive stops and added a pass defended at Mia. (11/8)... Nabbed three pass breakups to go with three solo tackles at NYJ (11/12)... Notched seven tackles (6 solo) vs. Hou. (12/6)... Totaled four solo tackles and two passes defended at Phi. (12/13).

COLLEGE: Darby played collegiately at Florida State University from 2012-14, where he finished with 79 tackles and 16 passes defended over 42 career games (23 starts)... Captured the ACC Defensive Rookie of the Year honors in 2012... Allowed just nine completions and zero touchdowns on 27 targets during the Seminoles 2013 National Championship season... Started all 14 games at cornerback in 2014... Registered a career-high 43 tackles to go along with four pass breakups and one forced fumble... Made nine starts in 2013 and played in all 14 games as a key member of the nation's No. 1 pass defense (156.6 ypg)... Appeared in all 14 games in 2012 and tied for the team lead with eight pass deflections.

PERSONAL: Darby attended Potomac (Maryland) High School, where he not only excelled on the gridiron, but was a high school track star... Was a member of the USA medley relay team that brought home a gold medal from the 2011 World Youth Championships in France... Majored in social science at FSU... Ronald Darby was born on Jan. 2, 1994, in Oxon Hill, Md.

DARBY'S REGULAR SEASON RECORD

Year	Club	G	S	UT	A	TT	S-Yds.	I-Yds.	PD	FF	FR	TD-Int.	TD-FR	S	Pts.
2015	Buffalo	15	15	61	7	68	0-0	2-48	21	0	0	0	0	0	0
2016	Buffalo	14	14	60	9	69	0-0	0-0	12	0	0	0	0	0	0
2017	Philadelphia	8	7	30	4	34	0-0	3-42	9	0	0	0	0	0	0
2018	Philadelphia	9	9	39	4	43	0-0	1-16	12	0	0	0	0	0	0
2019	Philadelphia	11	11	34	3	37	0-0	2-29	11	0	0	0	0	0	0
2020	Washington	16	16	43	12	55	0-0	0-0	16	0	1	0	0	0	0
CAREER TOTALS		73	72	267	39	306	0-0	8-135	81	0	1	0	0	0	0

DARBY'S POSTSEASON RECORD

Year	Club	G	S	UT	A	TT	S-Yds.	I-Yds.	PD	FF	FR	TD-Int.	TD-FR	S	Pts.
2017	Philadelphia	3	3	16	2	18	0-0	0-0	6	0	0	0	0	0	0
2020	Washington	1	1	2	3	5	0-0	0-0	1	0	0	0	0	0	0
CAREER TOTALS		4	4	18	5	23	0-0	0-0	7	0	0	0	0	0	0

DARBY'S SINGLE GAME HIGHS

(Postseason in parentheses)

Tackles — 10, twice, last vs. Pittsburgh, 12/11/16 (7, twice, last vs. Minnesota, 1/21/18). **Interceptions** — 1, eight times, last at Miami, 12/1/19 (none). **Interception return yards** — 37, at N.Y. Giants, 12/17/17 (none). **Passes defended** — 4, 3x, last vs. Cincinnati, 11/22/20 (3, vs. Minnesota, 1/21/18). **Fumble Recoveries** — 1, vs. Cincinnati, 11/22/20 (none).

RONALD DARBY'S CAREER GAME-BY-GAME

(Victories asterisked)

2015 BUFFALO (8-8)			TACKLES								
Date	Opponent	P/S	UT	A	TT	S-Yds.	I-Yds.	PD	FF	FR	
Sep 13	vs. Indianapolis*	S	5	1	6	0-0	1-27	2	0	0	
Sep 20	vs. New England	S	4	0	4	0-0	0-0	2	0	0	
Sep 27	at Miami*	S	4	1	5	0-0	1-21	4	0	0	
Oct 4	vs. N.Y. Giants	S	4	0	4	0-0	0-0	3	0	0	
Oct 11	at Tennessee*	S	4	0	4	0-0	0-0	0	0	0	
Oct 18	vs. Cincinnati	S	6	0	6	0-0	0-0	0	0	0	
Oct 25	at Jacksonville	S	3	2	5	0-0	0-0	3	0	0	
Nov 8	vs. Miami*	S	10	0	10	0-0	0-0	1	0	0	
Nov 12	at N.Y. Jets*	S	3	0	3	0-0	0-0	3	0	0	
Nov 23	at New England	S	2	1	3	0-0	0-0	0	0	0	
Nov 29	at Kansas City	S	2	1	3	0-0	0-0	1	0	0	
Dec 6	vs. Houston*	S	6	1	7	0-0	0-0	0	0	0	
Dec 13	at Philadelphia	S	4	0	4	0-0	0-0	2	0	0	
Dec 20	at Washington	S	4	0	4	0-0	0-0	0	0	0	
Dec 27	vs. Dallas*	INACTIVE									
Jan 3	vs. N.Y. Jets*	S	0	0	0	0-0	0-0	0	0	0	
Season Totals			15/15	61	7	68	0-0	2-48	21	0	0

2016 BUFFALO (7-9)			TACKLES								
Date	Opponent	P/S	UT	A	TT	S-Yds.	I-Yds.	PD	FF	FR	
Sep 11	at Baltimore	S	7	0	7	0-0	0-0	2	0	0	
Sep 15	vs. N.Y. Jets	S	5	1	6	0-0	0-0	3	0	0	
Sep 25	vs. Arizona*				INACTIVE						
Oct 2	at New England*	S	2	1	3	0-0	0-0	1	0	0	
Oct 9	at L.A. Rams*	S	6	0	6	0-0	0-0	0	0	0	
Oct 16	vs. San Francisco*	S	3	0	3	0-0	0-0	1	0	0	
Oct 23	at Miami	S	8	0	8	0-0	0-0	0	0	0	
Oct 30	vs. New England	S	3	0	3	0-0	0-0	1	0	0	
Nov 7	at Seattle	S	1	1	2	0-0	0-0	1	0	0	
Nov 20	at Cincinnati*	S	2	2	4	0-0	0-0	1	0	0	
Nov 27	vs. Jacksonville*	S	4	0	4	0-0	0-0	0	0	0	
Dec 4	at Oakland				INACTIVE						
Dec 11	vs. Pittsburgh	S	7	3	10	0-0	0-0	0	0	0	
Dec 18	vs. Cleveland*	S	4	0	4	0-0	0-0	0	0	0	
Dec 24	vs. Miami	S	4	1	5	0-0	0-0	2	0	0	
Jan 1	at N.Y. Jets	S	4	0	4	0-0	0-0	0	0	0	
Season Totals			14/14	60	9	69	0-0	0-0	12	0	0

2017 PHILADELPHIA (13-3)			TACKLES								
Date	Opponent	P/S	UT	A	TT	S-Yds.	I-Yds.	PD	FF	FR	
Sep 10	at Washington*	S	1	0	1	0-0	0-0	0	0	0	
Games 2-9			INACTIVE								
Nov 19	at Dallas*	S	8	0	8	0-0	1-5	2	0	0	
Nov 26	vs. Chicago*	S	5	0	5	0-0	0-0	0	0	0	
Dec 3	at Seattle	S	2	1	3	0-0	0-0	2	0	0	
Dec 10	at L.A. Rams*	S	6	0	6	0-0	0-0	0	0	0	
Dec 17	at N.Y. Giants*	S	5	0	5	0-0	1-37	3	0	0	
Dec 25	vs. Oakland*	S	3	3	6	0-0	1-0	1	0	0	
Dec 31	vs. Dallas	P	0	0	0	0-0	0-0	1	0	0	
Season Totals			9/9	39	4	43	0-0	1-16	9	0	0
Jan 13	vs. Atlanta*†	S	7	0	7	0-0	0-0	1	0	0	
Jan 21	vs. Minnesota*‡	S	5	2	7	0-0	0-0	3	0	0	
Feb 4	at New England*§	S	4	0	4	0-0	0-0	2	0	0	

†NFC Divisional Playoff Game; ‡NFC Championship Game; §Super Bowl LII

2018 PHILADELPHIA (9-7)			TACKLES							
Date	Opponent	P/S	UT	A	TT	S-Yds.	I-Yds.	PD	FF	FR
Sep 6	vs. Atlanta*	S	5	1	6	0-0	0-0	3	0	0
Sep 16	at Tampa Bay	S	8	0	8	0-0	1-16	1	0	0
Sep 23	vs. Indianapolis*	S	2	0	2	0-0	0-0	0	0	0
Sep 30	at Tennessee	S	8	0	8	0-0	0-0	1	0	0
Oct 7	vs. Minnesota	S	4	0	4	0-0	0-0	0	0	0
Oct 11	at N.Y. Giants*	S	2	0	2	0-0	0-0	4	0	0
Oct 21	vs. Carolina	S	4	0	4	0-0	0-0	3	0	0
Oct 28	at Jacksonville*	S	3	1	4	0-0	0-0	0	0	0
Nov 11	vs. Dallas	S	3	2	5	0-0	0-0	0	0	0
PLACED ON INJURED RESERVE (KNEE) ON NOV. 17										
Season Totals		9/9	39	4	43	0-0	1-16	12	0	0

2019 PHILADELPHIA (9-7)			TACKLES							
Date	Opponent	P/S	UT	A	TT	S-Yds.	I-Yds.	PD	FF	FR
Sep 8	vs. Washington*	S	5	0	5	0-0	0-0	2	0	0
Sep 15	at Atlanta*	S	2	1	3	0-0	1-13	3	0	0
Sep 22	vs. Detroit	S	6	0	6	0-0	0-0	0	0	0
Games 4-7					INACTIVE					
Oct 27	at Buffalo*	S	2	0	2	0-0	0-0	1	0	0
Nov 3	vs. Chicago*	S	1	0	1	0-0	0-0	0	0	0
Nov 17	vs. New England	S	5	0	5	0-0	0-0	2	0	0
Nov 24	vs. Seattle	S	4	0	4	0-0	0-0	1	0	0
Dec 1	at Miami	S	3	0	3	0-0	1-16	1	0	0
Dec 9	vs. N.Y. Giants*	S	4	1	5	0-0	0-0	0	0	0
Dec 15	at Washington*	S	1	1	2	0-0	0-0	1	0	0
Dec 22	vs. Dallas*	S	1	0	1	0-0	0-0	0	0	0
PLACED ON INJURED RESERVE (HIP) ON DEC. 24										
Season Totals		11/11	34	3	37	0-0	2-29	11	0	0

Did You Know?


Randy Gradishar accounted for 33 turnovers (20 INTs, 13 FR) during his 10-year career with the Broncos from 1974-83, and that total tied for the fourth most by an NFL linebacker in that span.

2020 WASHINGTON (7-9)

TACKLES

Date	Opponent	P/S	UT	A	TT	S-Yds.	I-Yds.	PD	FF	FR
Sep 13	vs. Philadelphia*	S	2	2	4	0-0	0-0	1	0	0
Sep 20	at Arizona	S	3	0	3	0-0	0-0	0	0	0
Sep 27	at Cleveland	S	2	2	4	0-0	0-0	0	0	0
Oct 4	vs. Baltimore	S	2	1	3	0-0	0-0	0	0	0
Oct 11	vs. L.A. Rams	S	4	1	5	0-0	0-0	1	0	0
Oct 18	at N.Y. Giants	S	1	0	1	0-0	0-0	0	0	0
Oct 25	vs. Dallas*	S	4	1	5	0-0	0-0	1	0	0
Nov 8	vs. N.Y. Giants	S	6	1	7	0-0	0-0	0	0	0
Nov 15	at Detroit	S	3	0	3	0-0	0-0	0	0	0
Nov 22	vs. Cincinnati*	S	5	1	6	0-0	0-0	4	0	1
Nov 26	at Dallas*	S	2	0	2	0-0	0-0	2	0	0
Dec 7	at Pittsburgh*	S	3	0	3	0-0	0-0	1	0	0
Dec 13	at San Francisco*	S	1	1	2	0-0	0-0	2	0	0
Dec 20	vs. Seattle	S	3	1	4	0-0	0-0	0	0	0
Dec 27	vs. Carolina	S	2	1	3	0-0	0-0	3	0	0
Jan 3	at Philadelphia*	S	0	0	0	0-0	0-0	1	0	0
Season Totals		16/16	43	12	55	0-0	0-0	16	0	1
Jan 9	vs. Tampa Bay\$	S	2	3	5	0-0	0-0	1	0	0
Postseason Totals		1/1	2	3	5	0-0	0-0	1	0	0

\$NFL Wild Card Game



DUKE DAWSON JR.

20

CORNERBACK

5-10 • 198 • 4TH YR. • FLORIDA

BORN: Oct. 13, 1995, in Cross City, Fla.

HIGH SCHOOL: Dixie County (Florida) High School

ACQUIRED: Trade (New England), 2019

NFL YEAR: 4th • YEAR WITH BRONCOS: 3rd

NFL GAMES PLAYED/STARTED: 26/4 • POSTSEASON GP/GS: 0/0



DAWSON JR. AT A GLANCE:

- A fourth-year cornerback who has appeared in 26 games (4 starts) with Denver (2019-20) after spending his rookie season in 2018 with New England on injured reserve and the active roster.
- Recorded 24 tackles (15 solo), two passes defended, one fumble recovery and three special-teams stops in his first three NFL seasons.
- Saw action in 12 games (1 start) with the Broncos in 2020, totaling five assisted tackles and three special-teams stops before being placed on injured reserve on Dec. 16 with a season-ending knee injury.
- Notched 19 tackles (15 solo), two passes defended and one fumble recovery with the Broncos in 2019.
- Totaled 82 tackles, six interceptions (3 TDs), and 23 passes defended in 48 games played during his collegiate career at the University of Florida.
- Selected by New England in the second round (56th overall) of the 2018 NFL Draft.
- Acquired by Denver in a trade with New England on Aug. 30, 2019.

CAREER TRANSACTIONS: Signed by New England as a draft choice on 5/16/18; Traded to Denver on 8/30/19.



2020: Dawson Jr. appeared in 12 games (1 start) for the Broncos in 2020, recording five assisted tackles and three special-teams stops... Was placed on injured reserve on Dec. 16 and missed the final three games of the season with a knee injury... Made his first start of the season (fourth of his career) and recorded two tackles at Car. (12/13) before leaving the game with a knee injury.

2019: Dawson Jr. recorded 19 tackles (15 solo), two passes defended and one fumble recovery with the Broncos after being acquired in a trade with New England on Aug. 30... Made his NFL debut at Oak. (9/9)... Collected four tackles (2 solo) and one fumble recovery in his first career start at LAC (10/6)... Recorded two solo tackles and a pass defended vs. K.C. (10/17)... Tallied two solo tackles at Ind. (10/27)... Notched four tackles (3 solo) vs. Cle. (11/3)... Recorded four tackles (3 solo) at Min. (11/17).

2018: Selected by New England in the second round (56th overall) of the 2018 NFL Draft, Dawson Jr. spent time on the Patriots' active roster after beginning the season on injured reserve... Was moved to the active roster on Nov. 13... Did not appear in a game or the postseason.

COLLEGE: Dawson Jr. totaled 82 tackles, six interceptions, three interception returns for touchdowns and 23 passes defended in 48 games played (18 starts) during his collegiate career at the University of Florida... Named second-team All-Southeastern Conference as a senior... Saw action in 12 games (7 starts) as a junior, registering 24 tackles (18 solo), one forced fumble, one interception and a team-high seven passes defended.

PERSONAL: Dawson Jr. attended Dixie County (Florida) High School, where he finished his career with 122 total tackles and seven interceptions... Named Class 1A first-team all-state as a senior... Nominated to play in the 2014 Semper Fidelis All-American Bowl... Duke Dawson Jr. was born on Oct. 13, 1995 in Cross City, Fla.

DAWSON JR.'S REGULAR SEASON RECORD

Year	Club	G	S	UT	A	TT	S-Yds.	I-Yds.	PD	FF	FR	TD-Int.	TD-FR	S	Pts.
2018	New England	0	0	0	0	0	0-0	0-0	0	0	0	0	0	0	0
2019	Denver	14	3	15	4	19	0-0	0-0	2	0	1	0	0	0	0
2020	Denver	12	1	0	5	5	0-0	0-0	0	0	0	0	0	0	0
CAREER TOTALS		26	4	15	9	24	0-0	0-0	2	0	1	0	0	0	0

ADDITIONAL STATISTICS: Special teams tackles — 2020 (3), TOTAL (3).

DUKE DAWSON JR.'S CAREER GAME-BY-GAME

(Victories asterisked)

2018 NEW ENGLAND (11-5)												TACKLES			
Date	Opponent	P/S	UT	A	TT	S-Yds.	I-Yds.	PD	FF	FR					
Games 1-10															
Nov 25	at N.Y. Jets*					INJURED RESERVE									
Dec 2	vs. Minnesota*					INACTIVE									
Dec 9	at Miami					INACTIVE									
Dec 16	at Pittsburgh					INACTIVE									
Dec 23	vs. Buffalo*					INACTIVE									
Dec 30	vs. N.Y. Jets*					INACTIVE									
Season Totals		0/0	0	0	0	0-0	0-0	0	0	0	0				
Jan 13	vs. L.A. Chargers*					INACTIVE									
Jan 20	at Kansas City*					INACTIVE									
Feb 3	at L.A. Rams*					INACTIVE									
Postseason Totals		0/0	0	0	0	0-0	0-0	0	0	0	0				

†AFC Divisional Playoff Game; #AFC Championship Game; \$Super Bowl 52

2019 DENVER (7-9)												TACKLES			
Date	Opponent	P/S	UT	A	TT	S-Yds.	I-Yds.	PD	FF	FR					
Sep 9	at Oakland	P	0	0	0	0-0	0-0	0	0	0					
Sep 15	vs. Chicago	P	0	0	0	0-0	0-0	0	0	0					
Sep 22	at Green Bay	P	0	0	0	0-0	0-0	0	0	0					
Sep 29	vs. Jacksonville	P	2	0	2	0-0	0-0	0	0	0					
Oct 5	at L.A. Chargers*	S	2	2	4	0-0	0-0	0	0	1					
Oct 13	vs. Tennessee*					INACTIVE									
Oct 17	vs. Kansas City	P	2	0	2	0-0	0-0	1	0	0					
Oct 27	at Indianapolis	S	2	0	2	0-0	0-0	0	0	0					
Nov 3	vs. Cleveland*	P	3	1	4	0-0	0-0	0	0	0					
Nov 11	at Minnesota	P	3	1	4	0-0	0-0	0	0	0					
Nov 24	at Buffalo	S	1	0	1	0-0	0-0	1	0	0					
Dec 1	vs. L.A. Chargers*					DID NOT PLAY									
Dec 8	at Houston*	P	0	0	0	0-0	0-0	0	0	0					
Dec 15	at Kansas City	P	0	0	0	0-0	0-0	0	0	0					
Dec 22	vs. Detroit*	P	0	0	0	0-0	0-0	0	0	0					
Dec 29	vs. Oakland*	P	0	0	0	0-0	0-0	0	0	0					
Season Totals		14/3	15	4	19	0-0	0-0	2	0	1					

2020 DENVER (5-11)												TACKLES			
Date	Opponent	P/S	UT	A	TT	S-Yds.	I-Yds.	PD	FF	FR					
Sep 14	vs. Tennessee	P	0	0	0	0-0	0-0	0	0	0					
Sep 20	at Pittsburgh	P	0	0	0	0-0	0-0	0	0	0					
Sep 27	vs. Tampa Bay	P	0	0	0	0-0	0-0	0	0	0					
Oct 1	at N.Y. Jets*	P	0	0	0	0-0	0-0	0	0	0					
Oct 18	at New England*	P	0	1	1	0-0	0-0	0	0	0					
Oct 25	vs. Kansas City	P	0	0	0	0-0	0-0	0	0	0					
Nov 1	vs. L.A. Chargers*	P	0	1	1	0-0	0-0	0	0	0					
Nov 8	at Atlanta	P	0	0	0	0-0	0-0	0	0	0					
Nov 15	at Las Vegas	P	0	0	0	0-0	0-0	0	0	0					
Nov 22	vs. Miami*					INACTIVE									
Nov. 29	vs. New Orleans	P	0	0	0	0-0	0-0	0	0	0					
Dec 6	at Kansas City	P	0	1	1	0-0	0-0	0	0	0					
Dec 13	at Carolina*	S	0	2	2	0-0	0-0	0	0	0					
Season Totals		12/1	0	5	5	0-0	0-0	0	0	0					



NOAH FANT

87

TIGHT END



6-4 • 249 • 3RD YR. • IOWA

BORN: Nov. 20, 1997, in Omaha, Neb.

HIGH SCHOOL: Omaha (Neb.) South High School

ACQUIRED: Draft #1 (20th overall), 2019

NFL YEAR: 3rd • YEAR WITH BRONCOS: 3rd

NFL GAMES PLAYED/STARTED: 31/25

FANT AT A GLANCE:

- A third-year tight end from the University of Iowa who has appeared in 31 games (25 starts) with Denver (2019-20).
- Totaled 102 receptions for 1,235 yards (12.1 avg.) with six touchdowns in his first two NFL seasons.
- Set season highs in receptions and yards and registered 62 catches (eighth most by a Broncos tight end in a single season) for 673 yards (10.9 avg.) with three touchdowns in 15 games (14 starts) in 2020.
- Earned PFWA All-Rookie honors after setting Broncos rookie tight end records for receptions (40) and receiving yards (562), in addition to posting three touchdowns in 2019.
- Saw action in 36 games (14 starts) at Iowa, totaling 78 receptions for 1,083 yards (13.9 avg.) with 19 touchdowns during his collegiate career (2016-18).
- Recorded the most touchdowns (18) by a tight end in college football between his sophomore and junior seasons.
- Attended Omaha (Neb.) South High School, where he was chosen to the All-Nebraska Team during his sophomore, junior and senior seasons.
- Selected by the Broncos in the first round (20th overall) of the 2019 NFL Draft.

CAREER TRANSACTIONS: Signed by Denver as a draft choice 5/23/19.



2020: Fant set season highs in receptions and yards and posted 62 catches (eighth most by a Broncos tight end in a single season) for 673 yards (10.9 avg.) with three touchdowns in 15 games (14 starts)... Led the team with five receptions for 81 yards (16.2 avg.) with one touchdown vs. Ten. (9/14)... Recorded four receptions for 57 yards (14.3 avg.) with one score and a two-point conversion at Pit. (9/20)... Set a career-high in catches, surpassed 1,000 receiving yards for his career and totaled four receptions for 57 yards (14.3 avg.), including a season-long 37-yard grab at K.C. (11/6)... Set career highs in targets (11) and receptions (8) and totaled 68 yards (8.5 avg.) and his third score of the season vs. Buf. (12/19)... Set a career high in receiving yards, tied for the team lead in receptions (6) and totaled six catches for 65 yards (10.8 avg.) at LAC (12/27).

2019: Selected by Denver in the first round (20th overall) of the 2019 NFL Draft, Fant played all 16 games (11 starts) and was chosen to the PFWA's All-Rookie Team.... Set Broncos rookie tight end records for receptions (40) and receiving yards (562) in addition to posting three touchdowns... Notched the sixth-most receiving yards (562) among all Broncos rookie pass catchers for a single season... Became just the sixth rookie tight end in league history with multiple 100-yard receiving games (vs. Cle., 11/3; at Hou., 12/8)... Recorded 29 yards on two receptions (14.5 avg.) in his NFL debut at Oak. (9/9)... Recorded two receptions for 31 yards (15.5 avg.) and recorded his first career touchdown vs. Jac. (9/29)... Totaled a career-high 115 receiving yards and posted a touchdown on three receptions (38.3 avg.) vs. Cle. (11/3) to represent his first 100-yard receiving game... Collected 60 yards on four receptions (15.0 avg.) at Min. (11/17)... Posted four receptions for 113 yards (28.3 avg.) with one touchdown at Hou. (12/8)... Made two receptions for 56 yards (28.0 avg.) at K.C. (12/15).

COLLEGE: Fant appeared in 12 games (7 starts) during his junior season, finishing with 39 catches for 519 yards (13.3 avg.) with seven touchdowns... Selected as a third-team All-American by the *Associated Press* and first-team All-Big Ten Conference honoree as a John Mackey Award (nation's top tight end) semifinalist...

FANT SETS ROOKIE MARKS FOR TIGHT ENDS

MOST RECEPTIONS & YARDS BY A BRONCOS ROOKIE TIGHT END

Player	Season	GP	Rec.	Yds.	TDs
1. Noah Fant	2019	16	40	562	3
2. Orson Mobley	1986	14	22	332	1
2. Riley Odoms	1972	14	21	320	1
4. Tony Scheffler	2006	13	18	286	4
5. Clarence Kay	1984	16	16	136	3

Helped the Hawkeyes to an 8-4 regular-season record... Scored at least one touchdown in four consecutive games, including scores against conference foes Wisconsin (9/22), Minnesota (10/6) and Indiana (10/13)... Earned John Mackey Co-Player of the Week honors after his 100-yard receiving effort (4-102-1 TD) at Indiana (10/13).... Started 7-of-13 games played as a sophomore, totaling 30 receptions for 494 yards (16.5 avg.) with 11 scores... Tied for the most receiving touchdowns by a tight end in NCAA FBS (11), while setting an Iowa single-season record by a tight end... Led all FBS tight ends with his average of 16.5 yards per catch... Chosen as a third-team All-Big Ten selection... Tallied three games with multiple touchdowns (vs. Wyo., 9/2; vs. OSU, 11/4; at Neb., 11/24) while scoring on 33.3 percent of his receptions... Scored at least one touchdown (8 total) in six consecutive games to end the season... Caught three passes for 116 yards (38.7 avg.) with two touchdowns at Neb. (11/24)... Saw action in 11 games as a true freshman and recored nine catches for 70 yards (7.8 avg.) with one touchdown... Caught at least one pass in six different contests... Scored his first touchdown at Purdue (10/15).

PERSONAL: Fant played both tight end and defensive end at Omaha (Neb.) South High School, where he was chosen to the all-state team as a sophomore, junior and senior... Caught 78 passes for 1,064 yards (13.6 avg.) with 18 touchdowns between his junior and senior seasons... Contributed 48 tackles (21 solo) and five sacks during his final two prep seasons... Also competed in track (sprints, high jump, triple jump) and basketball... Majored in biology at Iowa... Noah Fant was born on Nov. 20, 1997 in Omaha, Neb.

FANT'S REGULAR SEASON RECORD

Year	Club	RECEIVING						SCORING					
		G	S	No.	Yds.	Avg.	LG	TD	TD	TDr	TDp	TDrt	Pts.
2019	Denver	16	11	40	562	14.1	75t	3	3	0	3	0	18
2020	Denver	15	14	62	673	10.9	37	3	3	0	3	0	1
CAREER TOTALS		31	25	102	1,235	12.1	75t	6	6	0	6	1	38

ADDITIONAL STATISTICS: Miscellaneous tackles — 2019 (2), TOTAL (2).

FANT'S SINGLE GAME HIGHS

(Postseason in parentheses)

Receptions — 8, vs. Buffalo, 12/19/20 (none). **Receiving yards** — 115 vs. Cleveland, 11/3/19 (none). **Longest reception** — 75t, vs. Cleveland, 11/3/19 (none). **Receiving touchdowns** — 1, 6x, last vs. Buffalo, 12/19/20 (none).

NOAH FANT'S CAREER GAME-BY-GAME

(Victories asterisked)

2019 DENVER (7-9)		RECEIVING						SCORING	
Date	Opponent	P/S	No.	Yds.	Avg.	LG	TD	2pt.	Pts.
Sep 9	at Oakland	S	2	29	14.5	20	0	0	0
Sep 15	vs. Chicago	S	4	33	8.3	24	0	0	0
Sep 22	at Green Bay	P	3	37	12.3	17	0	0	0
Sep 29	vs. Jacksonville	P	2	31	15.5	25t	1	0	6
Oct 6	at L.A. Chargers*	S	1	6	6.0	6	0	0	0
Oct 13	vs. Tennessee*	S	2	16	8.0	11	0	0	0
Oct 17	vs. Kansas City	P	1	7	7.0	7	0	0	0
Oct 27	at Indianapolis	P	5	26	5.2	17	0	0	0
Nov 3	vs. Cleveland*	S	3	115	38.3	75t	1	0	6
Nov 17	at Minnesota	S	4	60	15.0	31	0	0	0
Nov 24	at Buffalo	S	3	14	4.7	16	0	0	0
Dec 1	vs. L.A. Chargers*	S	1	5	5.0	5	0	0	0
Dec 8	at Houston*	S	4	113	28.3	48	1	0	6
Dec 15	at Kansas City	S	2	56	28.0	43	0	0	0
Dec 22	vs. Detroit*	S	2	10	5.0	9	0	0	0
Dec 29	vs. Oakland*	P	1	4	4.0	4	0	0	0
Season Totals			16/11	40	562	14.1	75t	3	18

2020 DENVER (5-11)		RECEIVING						SCORING	
Date	Opponent	P/S	No.	Yds.	Avg.	LG	TD	2pt.	Pts.
Sep 14	vs. Tennessee	S	5	81	16.2	31	1	0	6
Sep 20	at Pittsburgh	S	4	57	14.3	22	1	1	8
Sep 27	vs. Tampa Bay	S	5	46	9.2	18	0	0	0
Oct 1	at N.Y. Jets*	S	5	35	7.0	11	0	0	0
Oct 18	at New England*	INACTIVE							
Oct 25	vs. Kansas City	S	3	38	12.7	24	0	0	0
Nov 1	vs. L.A. Chargers*	S	7	47	6.7	12	0	0	0
Nov 8	at Atlanta	S	3	45	15.0	32	0	0	0
Nov 15	at Las Vegas	P	3	18	6.0	9	0	0	0
Nov 22	vs. Miami*	S	4	55	13.8	29	0	0	0
Nov 29	vs. New Orleans	S	1	13	13.0	13	0	0	0
Dec 6	at Kansas City	S	4	57	14.3	37	0	0	0
Dec 13	at Carolina*	S	0	0	—	—	0	0	0
Dec 19	vs. Buffalo	S	8	68	8.5	16	1	0	6
Dec 27	at L.A. Chargers	S	6	65	10.8	19	0	0	0
Jan 3	vs. Las Vegas	S	4	48	12.0	20	0	0	0
Season Totals			15/14	62	673	10.9	37	3	20



CAMERON FLEMING

73

TACKLE



6-6 • 325 • 8TH YR. • STANFORD

BORN: Sept. 3, 1992, in Fort Hood, Texas

HIGH SCHOOL: Cypress Creek High School, Houston

ACQUIRED: Unrestricted Free Agent, 2021

NFL YEAR: 8th • **YEAR WITH BRONCOS:** 1st

NFL GAMES PLAYED/STARTED: 91/42 • **POSTSEASON GP/GS:** 11/2

FLEMING AT A GLANCE:

- An eighth-year tackle who has played 91 career regular-season games (42 starts) and 11 postseason contests (2 starts) during his first seven NFL seasons with New England (2014-17), Dallas (2018-19) and N.Y. Giants (2020).
- Started all 16 games (all at RT) with the Giants in 2020, playing a career-high 911 (89.9%) offensive snaps.
- Saw action in 28 games (6 starts) and played a combined 491 offensive plays during his two seasons with the Cowboys (2018-19).
- Played four seasons (2014-17) with the Patriots, appearing in 47 regular-season games (20 starts) and nine postseason contests (2 starts) while starting at least 12 games from 2015-17.
- Was a member of New England's Super Bowl LI-winning team in 2016.
- Logged three collegiate seasons (2011-13) at Stanford, playing 42 games while earning second team All-Pac 12 honors during his senior season in 2013.
- Selected by the Patriots in the fourth round (140th overall) of the 2014 NFL Draft.
- Signed by the Broncos as an unrestricted free agent on May 20, 2021.

CAREER TRANSACTIONS: Signed by New England as a draft choice 5/15/14... Waived by New England 9/6/15... Signed by New England (practice squad) 9/8/15... Signed by New England 4/10/17... Signed by Dallas 3/26/18... Signed by N.Y. Giants 3/18/20... Signed by Denver 5/20/21.



2020: Fleming started all 16 games (all at RT) with the Giants, playing a career-high 911 (89.9%) offensive snaps.

2019: Fleming played 14 games (3 starts) with the Cowboys... Blocked for an offense that ranked second in net passing yards per game (296.9) while averaging the fifth-most rushing yards (134.6) per contest.

2018: Fleming saw action in 14 games (3 starts) with Dallas... Tied his career best with 1.5 sacks allowed... Appeared in both of the Cowboys' playoff contests.

2017: Fleming played 12 regular-season games (6 starts) and three postseason contests (2 starts) with New England... Reached the Super Bowl for the second-consecutive season.

2016: Fleming saw action in all 16 regular-season games (5 starts) and three postseason contests with the Patriots... Was a member of the Patriots Super Bowl LI-winning team... Was part of a team that ranked fourth in net passing yards per game (269.3) and seventh in rushing yards per contest (117.0)... Accumulated just one penalty and allowed zero sacks in 283 offensive plays.

2015: Fleming started 7-of-12 games played with New England.

2014: Selected by the Patriots in the fourth round (140th overall) of the 2014 NFL Draft, Fleming appeared in seven games (2 starts)... Made his first career start at Minnesota (9/14).

COLLEGE: Fleming saw action in 42 games during his collegiate career at Stanford University (2011-13)... Earned All-Pac 12 second team honors during his senior season... Was part of one of the top offensive lines in the nation in 2013, ranking 11th in sacks allowed per game (1.14) and 22nd in rushing offense (207.4 ypg).

PERSONAL: Fleming attended Cypress Creek High School in Houston, where he earned three varsity letters... Was a two-time unanimous first team Texas 15-5A all-district honoree... Named to the 2009 Texas Super Team first team after anchoring an offensive line that averaged 40 points and 420 yards of total offense... Cameron Fleming was born on Sept. 3, 1992 in Fort Hood, Texas.

DID YOU KNOW?

The Broncos in 2015 earned wins against the 6-0 Packers (Week 8) and 10-0 Patriots (Week 12) to become the first team since the 2004 Steelers to beat two teams with 6-0 or better records in the same season.

FLEMING'S REGULAR SEASON RECORD

Year	Club	G	S
2014	New England	7	2
2015	New England	12	7
2016	New England	16	5
2017	New England	12	6
2018	Dallas	14	3
2019	Dallas	14	3
2020	N.Y. Giants	16	16
CAREER TOTALS		91	42

ADDITIONAL STATISTICS: Miscellaneous tackles — 2015 (1), 2020 (1), TOTAL (2).

FLEMING'S POSTSEASON RECORD

Year	Club	G	S
2014	New England	2	0
2015	New England	1	0
2016	New England	3	0
2017	New England	3	2
2018	Dallas	2	0
CAREER TOTALS		11	2



AUSTIN FORT

89

TIGHT END

6-4 • 244 • 3RD YR. • WYOMING

BORN: May 14, 1995, in Gillette, Wyo.

HIGH SCHOOL: Campbell County High School, Gillette, Wyo.

ACQUIRED: College Free Agent, 2019

NFL YEAR: 3rd • **YEAR WITH BRONCOS:** 3rd

NFL GAMES PLAYED/STARTED: 0/0



FORT AT A GLANCE:

- A third-year tight end who spent the first two years of his career on Denver's injured reserve.
- Appeared in 30 games at tight end at the University of Wyoming, catching 17 passes for 221 yards (13.0 avg.) with four touchdowns.
- Played quarterback for Chabot Community College during his redshirt freshman season, appearing in eight games and completing 20-of-49 passes (40.8%) for 282 yards with one touchdown and one interception.
- Entered the NFL with Denver as a college free agent on April 30, 2019

CAREER TRANSACTIONS: Signed by Denver as a college free agent 4/30/19.



2020: Fort spent the entire 2020 campaign on injured reserve

2019: Fort, who entered the NFL with Denver as a college free agent on April 30, spent his entire rookie season on injured reserve.

COLLEGE: Fort appeared in 30 games with the Cowboys at tight end after beginning his collegiate career as a quarterback... Caught 17 passes for 221 yards (13.0 avg.) with four touchdowns from 2016-18... Redshirted as a true freshman at Wyoming before playing his redshirt freshman season at Chabot Community College... Appeared in eight games at Chabot, completing 20-of-49 passes (40.8%) for 282 yards with one touchdown and one interception... Returned to Wyoming in 2016 and played 16 games, primarily seeing action on special teams.

PERSONAL: Attended Campbell County High School in Gillette, Wyo., where earned first-team all-state honors as a junior and senior... Amassed 1,740 yards of offense (1,070 pass, 670 rush) with 18 total touchdowns (8 pass, 10 rush) his senior season... Led Fort Campbell to the Class 4A Championship Game as a junior... Austin Fort was born on May 14, 1995 in Gillette, Wyo.

FORT'S REGULAR SEASON RECORD

Year	Club	RECEIVING						SCORING					
		G	S	No.	Yds.	Avg.	LG	TD	TD	TDr	TDp	TDrt	Pts.
2019	Denver												
2020	Denver												
CAREER TOTALS		0	0	0	0	—	—	0	0	0	0	0	0



ROYCE FREEMAN

28

RUNNING BACK

6-0 • 238 • 4TH YR. • OREGON

BORN: Feb. 24, 1996, in Imperial, Calif.

HIGH SCHOOL: Imperial (Calif.) High School

ACQUIRED: Draft #3a (71st overall), 2018

NFL YEAR: 4th • YEAR WITH BRONCOS: 4th

NFL GAMES PLAYED/STARTED: 46/8



FREEMAN AT A GLANCE:

- A fourth-year running back who has rushed for 1,187 yards on 297 carries (4.0 avg.) with eight touchdowns and caught 69 passes for 409 yards (5.9 avg.) with one touchdown in his first three NFL seasons with Denver (2018-20).
- Totaled 35 rushes for 170 yards (4.9 avg.), 12 catches for 81 yards (6.8 avg.) and two special-teams tackles in 16 games played with Denver in 2020.
- Saw action in 16 games with the Broncos in 2019, rushing 132 times for 496 yards (3.8 avg.) with three touchdowns, while recording 43 receptions for 256 yards (6.0 avg.) with one score.
- Rushed 130 times for 521 yards (4.0 avg.) with five touchdowns, and had 14 catches for 72 yards (5.1 avg.) during his initial season with Denver in 2018.
- Started 45-of-51 games played during his four seasons at the University of Oregon, rushing 947 times for 5,621 yards (5.9 avg.) with 60 touchdowns in addition to catching 79 passes for 814 yards (16.0 avg.) with four scores.
- Finished his career as Oregon's all-time leader in rushing yards (5,621), all-purpose yards (6,435), rushing touchdowns (60), total touchdowns (64), points scored (384), 100-yard games (31) and carries (947).
- Selected All-Pac-12 Conference in all four seasons at Oregon, earning first team honors as a sophomore (2015), second team honors as a freshman (2014) and senior (2017), and honorable mention accolades as a junior (2016).
- Selected by the Broncos in the third round (71st overall) of the 2018 NFL Draft.

CAREER TRANSACTIONS: Signed by Denver as a draft choice on 7/5/18.



2020: Freeman saw action in all 16 games with the Broncos, recording 35 rushes for 170 yards (4.9 avg.), 12 catches for 81 yards (6.8 avg.) and two special-teams tackles... Recorded two receptions for 31 yards, including a career-high 28-yard reception vs. T.B. (9/27)... Set a season-high with eight rushing attempts at N.E. (10/18)... Tied his season high in rushes (8), set season highs in rushing yards (50) and longest rush (23) and rushed for 6.3 yards per carry vs. N.O. (11/29).

2019: Freeman rushed 132 times for 496 yards (3.8 avg.) with three touchdowns, while recording 43 receptions for 256 yards (6.0 avg.) with one touchdown in 16 games played... Recorded 56 rushing yards on 10 attempts (5.6 avg.) at Oak. (9/9)... Collected 54 rushing yards on 11 attempts (4.9 avg.) to go with five receptions for 48 yards (9.6 avg.) vs. Chi. (9/15)... Totaled 63 rushing yards on 15 attempts (4.2 avg.) at G.B. (9/22)... Recorded 61 rushing yards on 13 attempts (4.7 avg.) at LAC (10/6)... Collected 76 total yards (42 receiving / 34 rushing) to top 1,000 scrimmage yards for his career vs. Ten. (10/13)... Registered first touchdown of the season vs. K.C. (10/17)... Tallied a score in his second consecutive game and posted 12 rushes for 40 yards (3.3 avg.) at Ind. (10/27)... Notched his first career receiving touchdown at Hou. (12/8)... Recorded his third rushing score of the season vs. Det. (12/22).

2018: Selected by Denver in the third round (71st overall) of the 2018 NFL Draft, Freeman played 14 games (8 starts) and rushed 130 times for 521 yards (4.0 avg.) with five touchdowns... Added 14 receptions for 72 yards (5.1 avg.)... Carried 15 times for 71 yards (4.7 avg.) in his NFL debut vs. Sea. (9/9)... Rushed eight times for 28 yards (3.5 avg.) and collected his first career touchdown vs. Oak. (9/16)... Carried 13 times for 53 yards (4.1 avg.) with one touchdown at Bal. (9/23)... Rushed eight times for 67 yards (8.4 avg.) and posted a score in his third consecutive game vs. K.C. (10/1)... Carried 13 times for 37 yards (2.8 avg.) and added a touchdown at Ari. (10/18)... Tallied his fifth rushing score of the season and rushed seven times for 23 yards (3.3 avg.) at LAC (11/28)... Rushed for 60 yards on 17 carries (3.5 avg.) and also recorded eight catches for 43 yards (5.4 avg.) vs. LAC (12/30).

COLLEGE: Freeman earned second-team All-Pacific-12 Conference honors as a senior after rushing 244 times for 1,475 yards (6.0 avg.) with nine 100-yard games and 16 scores... Was also named a Maxwell Award (National Player of the Year) and Doak Walker Award (Nation's Top RB) semifinalist... Became the Pac-12's

all-time leading rusher after running for 122 yards on 19 carries against Oregon State (11/25)... Finished the 2016 season as the team's leading rusher despite only playing in 11 games (10 starts), recording 168 carries for 945 yards (5.6 avg.) with nine touchdowns... Broke LaMichael James' single-season school rushing record in 2015 and rushed for 1,836 yards on 283 carries (6.5 avg.) while adding 17 touchdowns... Ranked fourth in the country in rushing in addition to being the only FBS player nationally to accumulate more than 100 yards from scrimmage in every game (13)... Chosen as the Pac-12's Freshman Offensive Player of the Year in 2014 after rushing 252 times for 1,365 yards (5.4 avg.) with 18 touchdowns and catching 16 passes for 158 yards (10.5 avg.) with one score.

PERSONAL: Freeman graduated from Imperial (Calif.) High School, where he accumulated 7,606 yards rushing and 111 touchdowns during his prep career... Royce Freeman was born on Feb. 24, 1996 in Imperial, Calif.

FREEMAN'S REGULAR SEASON RECORD

		RUSHING							RECEIVING					SCORING					
Year	Club	G	S	No.	Yds.	Avg.	LG	TD	No.	Yds.	Avg.	LG	TD	TD	TDr	Tp	TDt	2pt	Pts.
2018	Denver	14	8	130	521	4.0	24	5	14	72	5.1	9	0	5	5	0	0	0	30
2019	Denver	16	0	132	496	3.8	26	3	43	256	6.0	19	1	4	3	1	0	0	24
2020	Denver	16	0	35	170	4.9	23	0	12	81	6.8	28	0	0	0	0	0	0	0
Career Totals		46	8	297	1,187	4.0	26	8	69	409	5.9	28	1	9	8	1	0	0	54

ADDITIONAL STATISTICS: Special-teams tackles — 2020 (2), TOTAL (2). Miscellaneous tackles — 2019 (1), 2020 (1), TOTAL (2). Miscellaneous FR — 2019 (2), TOTAL (2).

FREEMAN'S SINGLE-GAME HIGHS

(Postseason in parentheses)

Rushes — 17, vs. L.A. Chargers, 12/30/18 (none). **Rushing yards** — 71, vs. Seattle, 9/9/18 (none). **Longest rush** — 26, at Oakland, 9/9/19 (none). **Rushing touchdowns** — 1, 8x, last vs. Detroit, 12/22/19 (none). **Receptions** — 8, vs. L.A. Chargers, 12/30/18 (none). **Receiving yards** — 48, vs. Chicago, 9/15/19 (none). **Longest reception** — 28, vs. Tampa Bay, 9/27/20 (none).


ROYCE FREEMAN'S CAREER GAME-BY-GAME

(Victories asterisked)

2018 DENVER (6-10)			RUSHING					RECEIVING					SCORING		
Date	Opponent	P/S	No.	Yds.	Avg.	LG	TD	No.	Yds.	Avg.	LG	TD	2pt.	Pts.	
Sep 9	vs. Seattle*	S	15	71	4.7	17	0	0	0	—	—	0	0	0	
Sep 16	vs. Oakland*	S	8	28	3.5	14	1	0	0	—	—	0	0	6	
Sep 23	at Baltimore	S	13	53	4.1	16	1	1	5	5.0	5	0	0	6	
Oct 1	vs. Kansas City	S	8	67	8.4	18	1	0	0	—	—	0	0	6	
Oct 7	at New York Jets	S	5	31	6.2	24	0	3	16	5.3	7	0	0	0	
Oct 14	vs. L.A. Rams	S	9	22	2.4	7	0	0	0	—	—	0	0	0	
Oct 18	at Arizona*	S	13	37	2.8	9	1	0	0	—	—	0	0	6	
Oct 28	at Kansas City					INACTIVE									
Nov 4	vs. Houston					INACTIVE									
Nov 18	at L.A. Chargers*	P	7	23	3.3	7	1	1	7	7.0	7	0	0	6	
Nov 25	vs. Pittsburgh*	P	6	17	2.8	5	0	0	0	—	—	0	0	0	
Dec 2	at Cincinnati*	P	12	48	4.0	10	0	0	0	—	—	0	0	0	
Dec 9	at San Francisco	P	6	36	6.0	23	0	0	0	—	—	0	0	0	
Dec 15	vs. Cleveland	P	4	7	1.8	6	0	1	1	1.0	1	0	0	0	
Dec 24	at Oakland	P	7	21	3.0	4	0	0	0	—	—	0	0	0	
Dec 30	vs. L.A. Chargers	S	17	60	3.5	9	0	8	43	5.4	9	0	0	0	
Season Totals			14/8	130	521	4.0	24	5	14	72	5.1	9	0	0	30

2019 DENVER (7-9)			RUSHING					RECEIVING					SCORING		
Date	Opponent	P/S	No.	Yds.	Avg.	LG	TD	No.	Yds.	Avg.	LG	TD	2pt.	Pts.	
Sep 9	at Oakland	P	10	56	5.6	26	0	1	5	5.0	5	0	0	0	
Sep 15	vs. Chicago	P	11	54	4.9	14	0	5	48	9.6	19	0	0	0	
Sep 22	at Green Bay	P	15	63	4.2	13	0	4	10	2.5	9	0	0	0	
Sep 29	vs. Jacksonville	P	6	16	2.7	5	0	4	34	8.5	15	0	0	0	
Oct 9	at L.A. Chargers*	P	6	61	4.7	11	0	2	6	3.0	6	0	0	0	
Oct 13	vs. Tennessee*	P	11	34	3.1	8	0	5	42	8.4	19	0	0	0	
Oct 17	vs. Kansas City	P	10	35	3.5	14	1	4	32	8.0	11	0	0	6	
Oct 27	at Indianapolis	P	12	40	3.3	10	1	1	5	5.0	5	0	0	6	
Nov 3	vs. Cleveland*	P	5	15	3.0	6	0	1	-1	-1.0	-1	0	0	0	
Nov 17	at Minnesota	P	8	31	3.9	10	0	1	14	14.0	14	0	0	0	
Nov 24	at Buffalo	P	2	20	10.0	13	0	2	9	4.5	7	0	0	0	
Dec 1	vs. L.A. Chargers*	P	5	11	2.2	5	0	4	13	3.3	6	0	0	0	
Dec 8	at Houston*	P	8	24	3.0	11	0	2	8	4.0	5	1	0	6	
Dec 15	at Kansas City	P	5	12	2.4	8	0	4	14	3.5	5	0	0	0	
Dec 22	vs. Detroit*	P	9	28	3.1	9	1	2	9	4.5	7	0	0	6	
Dec 29	vs. Oakland*	P	2	-4	-2.0	-2	0	1	8	8.0	8	0	0	0	
Season Totals			16/0	132	496	3.8	26	3	43	256	6.0	19	1	0	24

2020 DENVER (5-11)			RUSHING					RECEIVING					SCORING		
Date	Opponent	P/S	No.	Yds.	Avg.	LG	TD	No.	Yds.	Avg.	LG	TD	2pt.	Pts.	
Sep 14	vs. Tennessee	P	1	0	0.0	0	0	1	12	12.0	12	0	0	0	
Sep 20	at Pittsburgh	P	3	20	6.7	13	0	0	0	—	—	0	0	0	
Sep 27	vs. Tampa Bay	P	2	4	2.0	2	0	2	31	15.5	28	0	0	0	
Oct 1	at N.Y. Jets*	P	3	6	2.0	3	0	2	6	3.0	8	0	0	0	
Oct 18	at New England*	P	8	26	3.3	11	0	1	4	4.0	4	0	0	0	
Oct 25	vs. Kansas City	P	3	12	4.0	6	0	1	5	5.0	5	0	0	0	
Nov 1	vs. L.A. Chargers*	P	0	0	—	—	0	0	0	—	—	0	0	0	
Nov 8	at Atlanta	P	0	0	—	—	0	0	0	—	—	0	0	0	
Nov 15	at Las Vegas	P	2	11	5.5	9	0	2	15	7.5	14	0	0	0	
Nov 22	vs. Miami*	P	0	0	—	—	0	0	0	—	—	0	0	0	
Nov 29	vs. New Orleans	P	8	50	6.3	23	0	0	0	—	—	0	0	0	
Dec 6	at Kansas City	P	0	0	—	—	0	0	0	—	—	0	0	0	
Dec 13	at Carolina*	P	0	0	—	—	0	0	0	—	—	0	0	0	
Dec 19	vs. Buffalo	P	1	4	4.0	4	0	0	0	—	—	0	0	0	
Dec 27	at L.A. Chargers	P	2	16	8.0	10	0	2	7	3.5	4	0	0	0	
Jan 3	vs. Las Vegas	P	2	21	10.5	20	0	1	1	1.0	1	0	0	0	
Season Totals			16/0	35	170	4.0	26	0	12	81	6.8	28	0	0	0



KYLE FULLER

23

CORNERBACK

5-11 • 194 • 8TH YR. • VIRGINIA TECH


BORN: Feb. 6, 1992, in Baltimore

HIGH SCHOOL: Mount Saint Joseph High School, Baltimore

ACQUIRED: Free Agent, 2021

NFL YEAR: 8th • YEAR WITH BRONCOS: 1st

NFL GAMES PLAYED/STARTED: 96/94 • POSTSEASON GP/GS: 2/2



FULLER AT A GLANCE:

• An eighth-year cornerback who has played 96 regular-season games (94 starts) and two postseason contests with Chicago (2014-20).

• Recorded 387 tackles, 19 interceptions (199 yds.), 82 passes defended, four forced fumbles and three special-teams tackles during his career.

• Became one of three players (Janoris Jenkins, STL/NYG/N.O.; Malcolm Butler, N.E./Ten.) since 2014 to produce career totals of at least 380 tackles, 15 interceptions and 80 passes defended.

• Appeared in two postseason games, tallying eight solo tackles and two passes defended.

• Finished his Bears career with 19 interceptions, which are tied for fifth-most (Nathan Vasher) in team history among cornerbacks.

• Played the most defensive snaps among NFL cornerbacks (4,144) over the last four years and has appeared in every game possible in six of his seven professional seasons (missed all of 2016 with a knee injury).

• Started all 16 games for the fourth consecutive season in 2020, totaling 65 tackles (52 solo), one interception (5 yds.), eight passes defense and one forced fumble.

• Posted a career-high 82 tackles (72 solo), three interceptions (37 yds.) and 12 passes defended in 2019, earning him his second straight Pro Bowl nod.

• Selected to his first career Pro Bowl and named to the *Associated Press* All-Pro team in 2018 after leading the league in interceptions (7) and passes defended (21).

• Set a career-high and ranked second in the NFL in 2017 with 22 passes defended to go with 68 tackles (60 solo) and two interceptions.

• Placed on injured reserve and missed the entire 2016 season after sustaining a knee injury.

• Started all 16 games played during his second NFL season in 2015, collecting 54 tackles (46 solo), a team-leading two interceptions (24 yds.) and nine passes defended.

• Registered 63 tackles (50 solo), led all rookies in interceptions (4), tied for the league lead among rookies in forced fumbles (3), added 10 passes defended and was named to the PFWA All-Rookie team in 2014.

• Appeared in 51 games during his collegiate career at Virginia Tech, posting 173 tackles (129 solo), six interceptions (10 yds.), 28 passes defended, four forced fumbles and one recovery.

23's TROPHY CASE

All-Pro (First Team)	2018
Pro Bowl (2)	2018, '19

- Chosen as a second-team All-American following his senior season with the Hokies in 2013.
- Selected by the Bears with the 14th overall pick in the 2014 NFL Draft.

CAREER TRANSACTIONS: Signed by Chicago as a draft choice 5/14/14; Waived by Chicago 3/18/21; Signed by Denver as a free agent 3/23/21.



2020: Fuller, who started all 16 games for the fourth consecutive season, totaled 65 tackles (52 solo), one interception (5 yds.), eight passes defended and one forced fumble... Collected four tackles (3 solo), one interception (5 yds.) and one pass defended in the season opener at Det. (9/13)... Nabbed five solo tackles and two passes defended vs. NYG (9/20)... Had four solo tackles and one pass defended at Atl. (9/27)... Totaled six solo tackles and his fourth career forced fumble vs. T.B. (10/8)... Tied career high with eight tackles (5 solo) at G.B. (11/29)... Garnered six solo tackles vs. Det. (12/6)... Tallied three solo tackles and one pass defended in Chicago's Wild Card game at N.O. (1/10).

2019: Fuller was named to his second consecutive Pro Bowl after starting all 16 games and posting a career-high 82 tackles (72 solo), three interceptions (37 yds.) and 12 passes defended... Led the Bears in interceptions, passes defended and solo tackles... His 82 total tackles were second on the team... Posted six solo tackles and two passes defended in the season opener vs. G.B. (9/5)... Had six tackles (5 solo), one interception (8 yds.) and one pass defended at Den. (9/15)... Recorded seven tackles (6 solo), his second interception of the season and one pass defended at Was. (9/23)... Tallied six solo tackles and one pass defended vs. Min. (9/29)... Registered seven solo tackles, his third interception of the campaign (29 yds.) and one pass defended vs. LAC (10/27)... Totaled five solo tackles and one pass defended at Phi. (11/3)... Nabbed six tackles (4 solo) and one pass defended vs. Det. (11/10)... Had one pass defended to go with seven tackles (6 solo) at Det. (11/28)... Garnered seven tackles (6 solo) and two passes defended vs. Dal. (12/5)... Added six solo tackles vs. K.C. (12/22).

2018: Fuller, who started all 16 games for the third time in his career, was selected to his first career Pro Bowl and was named to the *Associated Press* All-Pro team... Set a career high in interceptions and led the league picks (7) and passes defended (21) while adding 55 tackles (45 solo)... Collected two solo tackles and his first pass defended of the season at Ari. (9/23)... Picked off Brock Osweiler twice (35 yds.), had two passes defended and added seven tackles (6 solo) at Mia. (10/14)... Tallied five solo tackles, one interception (3 yds.) and two passes defended vs. N.E. (10/21)... Recorded three tackles (1 solo), one interception (3 yds.) and a season-high four passes defended at Buf. (11/4)... Totaled seven tackles (6 solo) and two passes defended vs. Min. (11/18)... Tied career-high with eight tackles (7 solo) and had one interception and two passes defended at Det. (11/22)... Collected an interception (8 yds.) in his second straight game and added two tackles (1 solo) and three passes defended at NYG (12/2)... Posted an interception (3 yds.) in his third consecutive game and had four tackles (3 solo) and one pass defended vs. LAR (12/9)... Added two solo tackles and two passes defended vs. G.B. (12/16)... Nabbed five solo tackles and one pass defended in the Bears' Wild Card game vs. Phi. (1/6).

2017: Fuller started all 16 games for the second time in his career, recording 68 tackles (60 solo), two interceptions and a career-high 22 passes defended... Was one of two NFL players (Robert Alford, Atl.) with at least 65 tackles and 20 pass breakups... Posted six tackles (5 solo) and one pass defended in the season opener vs. Atl. (9/10)... Had two passes defended to go along with four solo tackles vs. Pit. (9/24)... Added four solo tackles and a pass defended vs. Min. (10/9)... Collected six tackles (5 solo) and three passes defended at Bal. (10/15)... Had five tackles (4 solo) and a pass breakup vs. Car. (10/22)... Recorded two passes defended and five solo tackles vs. G.B. (11/12)... Notched six tackles (5 solo) at Phi. (11/26)... Registered his first interception of the season and added a season-high seven tackles (6 solo) and two passes defended vs. S.F. (12/3)... Totaled three passes defended and three solo tackles at Cin. (12/10)... Tallied a career-high six passes defended and added his second interception of the season vs. Cle. (12/24).

2016: Fuller missed the entire season with a knee injury... Placed on injured reserve on Sep 28.

2015: Fuller started all 16 games for the first time in his career, recording 54 tackles (46 solo), two interceptions (24 yds.) and nine passes defended... Led the team in interceptions and was second on the team in pass breakups... Set a career-high with eight tackles (7 solo) at Det. (10/18)... Tallied his first interception of the season (15 yds.) and added two passes defended vs. Min. (11/1)... Recorded seven solo tackles and one pass breakup vs. Den. (11/22)... Nabbed his second interception of the season (9 yds.) and had one pass defended vs. Was. (12/13).

2014: Fuller, who was drafted by Chicago with the 14th overall pick in the 2014 NFL Draft, appeared in all 16 games (14 starts)... Named to the PFWA All-Rookie team following his initial NFL season... Led all

FULLER ONE OF LEAGUE'S MOST DOMINANT CBs SINCE 2014

PLAYERS w/ 350 TACKLES, 15 INTs, 80 PDs, 2014-PRES., NFL

Player	Pos.	Team	Tkls	INT-Yds.	PDs
1. Malcolm Butler	CB	N.E. / Ten.	405	17-298	82
2. Janoris Jenkins	CB	STL / NYG / N.O.	388	21-429	90
3. Kyle Fuller	CB	Chi.	387	19-199	82
4. Dariusz Slay	CB	Det. / Phi.	370	20-290	105

rookies in interceptions (4) and was tied for the league lead among rookies in forced fumbles (3)... Added 63 tackles (50 solo) and 10 passes defended... Recorded five tackles (3 solo) in his NFL debut vs. Buf. (9/7)... Collected his first career interception, had a career-high two picks (38 yds.), posted six tackles (4 solo) and had two passes defended at S.F. (9/14)... Made his first career start at NYJ (9/22), recording a season-high seven tackles (6 solo), his third interception of the season (12 yds.), a career-high two forced fumbles and two passes defended... Tallied his third forced fumble of the season and added five solo tackles and one pass defended at Atl. (10/12)... Tied his season-high with seven tackles (all solo) at Det. (11/27)... Collected two passes defended to go with three solo tackles vs. Det. (12/21)... Nabbed his fourth interception of the season (31 yds.) and had a pass breakup in the season finale at Min. (12/28).

COLLEGE: Fuller appeared in 51 games during his collegiate career at Virginia Tech, compiling 173 tackles (129 solo), 4.5 sacks (39 yds.), six interceptions (10 yds.), 28 passes defended, four forced fumbles and one fumble recovery... Tallied 24 tackles (17 solo), two interceptions (8 yds.), a career-high 10 passes defended and one forced fumble in 2013... Chosen as a second-team All-American following his senior season... Was named honorable mention All-ACC in 2012 after he totaled 52 tackles (44 solo), two interceptions, five passes defended and one forced fumble... Set collegiate career highs in tackles (65) and sacks (4.5) in 2011 as a sophomore... Added two interceptions (2 yds.), seven passes defended, one forced fumble and his only fumble recovery in 14 games played... Saw action in 14 games as a freshman with the Hokies in 2010, tallying 32 tackles (22 solo), six passes defended and one forced fumble.

PERSONAL: Fuller prepped at Mount St. Joseph High School in Baltimore, where he played football and was a member of the track & field team as a sprinter and jumper... Brother of former NFL safety Vincent Fuller (2005-11) and former NFL wide receiver Corey Fuller (2013-17)... Younger brother, Kendall, plays cornerback for the Washington Football Team... Kyle Fuller was born on Feb. 6, 1992, in Baltimore.

FULLER'S REGULAR SEASON RECORD

Year	Club	G	S	UT	A	TT	S-Yds.	I-Yds.	PD	FF	FR	TD-Int.	TD-FR	S	Pts.
2014	Chicago	16	14	50	13	63	0-0	4-81	10	3	0	0	0	0	0
2015	Chicago	16	16	46	8	54	0-0	2-24	9	0	0	0	0	0	0
2016	Chicago	INJURED RESERVE													
2017	Chicago	16	16	60	8	68	0-0	2-0	22	0	0	0	0	0	0
2018	Chicago	16	16	45	10	55	0-0	7-52	21	0	0	0	0	0	0
2019	Chicago	16	16	72	10	82	0-0	3-37	12	0	0	0	0	0	0
2020	Chicago	16	16	52	13	65	0-0	1-5	8	1	0	0	0	0	0
CAREER TOTALS		96	94	325	62	387	0-0	19-199	82	4	0	0	0	0	0

ADDITIONAL STATISTICS: Special-teams tackles — 2014 (1), 2015 (1), 2017 (1), TOTAL (3).

FULLER'S POSTSEASON RECORD

Year	Club	G	S	UT	A	TT	S-Yds.	I-Yds.	PD	FF	FR	TD-Int.	TD-FR	S	Pts.
2018	Chicago	1	1	5	0	5	0-0	0-0	1	0	0	0	0	0	0
2020	Chicago	1	1	3	0	3	0-0	0-0	1	0	0	0	0	0	0
CAREER TOTALS		2	2	8	0	8	0-0	0-0	2	0	0	0	0	0	0

FULLER'S SINGLE-GAME HIGHS

(Postseason in parentheses)

Tackles — 8, 3x, last at Green Bay, 11/29/20 (5, vs. Philadelphia, 1/6/19). **Interceptions** — 2, twice, last at Miami, 10/14/18 (none). **Interception return yards** — 38, at San Francisco, 9/14/14 (none). **Passes Defended** — 6, vs. Cleveland, 12/24/17 (1, twice, last at New Orleans, 1/10/21). **Forced Fumbles** — 2, at N.Y. Jets, 9/22/14 (none). **Special-teams tackles** — 1, 3x, last vs. Pittsburgh, 9/24/17 (none).

FULLER'S INTERCEPTIONS BY QUARTERBACK (19)

Quarterback	Interceptions	Quarterback	Interceptions
Colin Kaepernick	2	Tom Brady	1
Teddy Bridgewater	2	Nathan Peterman	1
Brock Osweiler	2	Eli Manning	1
Matthew Stafford	2	Jared Goff	1
Geno Smith	1	Joe Flacco	1
Kirk Cousins	1	Case Keenum	1
Jimmy Garoppolo	1	Phillip Rivers	1
DeShone Kizer	1		

DID YOU KNOW?

Wide receiver Rod Smith totaled at least 70 receptions for nine consecutive seasons with the Broncos from 1997-2005, a streak that tied for the second longest in NFL history.

KYLE FULLER'S CAREER GAME-BY-GAME

(Victories asterisked)

2014 CHICAGO (5-11)			TACKLES								
Date	Opponent	P/S	UT	A	TT	S-Yds.	I-Yds.	PD	FF	FR	
Sep 10	vs. Buffalo	P	3	2	5	0-0	0-0	0	0	0	
Sep 14	at San Francisco*	P	4	2	6	0-0	2-38	2	0	0	
Sep 22	at N.Y. Jets*	S	6	1	7	0-0	1-12	2	2	0	
Sep 28	vs. Green Bay	S	2	1	3	0-0	0-0	0	0	0	
Oct 5	at Carolina	S	1	2	3	0-0	0-0	1	0	0	
Oct 12	at Atlanta*	S	5	0	5	0-0	0-0	1	1	0	
Oct 19	vs. Miami	S	3	0	3	0-0	0-0	0	0	0	
Oct 26	at New England	S	2	2	4	0-0	0-0	0	0	0	
Nov 9	at Green Bay	S	1	0	1	0-0	0-0	0	0	0	
Nov 16	vs. Minnesota*	S	1	0	1	0-0	0-0	0	0	0	
Nov 23	vs. Tampa Bay*	S	6	0	6	0-0	0-0	0	0	0	
Nov 27	at Detroit	S	7	0	7	0-0	0-0	1	0	0	
Dec 4	vs. Dallas	S	4	1	5	0-0	0-0	0	0	0	
Dec 15	vs. New Orleans	S	2	1	3	0-0	0-0	0	0	0	
Dec 21	vs. Detroit	S	3	0	3	0-0	0-0	2	0	0	
Dec 28	at Minnesota	S	0	1	1	0-0	1-31	1	0	0	
Season Totals			16/14	50	13	68	0-0	3-81	10	3	0
2015 CHICAGO (6-10)			TACKLES								
Date	Opponent	P/S	UT	A	TT	S-Yds.	I-Yds.	PD	FF	FR	
Sep 13	vs. Green Bay	S	1	1	2	0-0	0-0	0	0	0	
Sep 20	vs. Arizona	S	1	0	1	0-0	0-0	0	0	0	
Sep 27	at Seattle	S	1	2	3	0-0	0-0	1	0	0	
Oct 4	vs. Oakland*	S	4	0	4	0-0	0-0	1	0	0	
Oct 11	at Kansas City*	S	0	0	0	0-0	0-0	0	0	0	
Oct 18	at Detroit	S	7	1	8	0-0	0-0	0	0	0	
Nov 1	vs. Minnesota	S	2	0	2	0-0	1-15	2	0	0	
Nov 9	at San Diego*	S	4	1	5	0-0	0-0	0	0	0	
Nov 15	at St. Louis*	S	3	0	3	0-0	0-0	1	0	0	
Nov 22	vs. Denver	S	7	0	7	0-0	0-0	1	0	0	
Nov 26	at Green Bay*	S	2	1	3	0-0	0-0	0	0	0	
Dec 6	vs. San Francisco	S	4	0	4	0-0	0-0	1	0	0	
Dec 13	vs. Washington	S	1	0	1	0-0	1-9	1	0	0	
Dec 20	at Minnesota	S	2	0	2	0-0	0-0	0	0	0	
Dec 27	at Tampa Bay*	S	2	2	4	0-0	0-0	1	0	0	
Jan 3	vs. Detroit	S	5	0	5	0-0	0-0	0	0	0	
Season Totals			16/16	46	8	54	0-0	2-24	9	0	0
2017 CHICAGO (5-11)			TACKLES								
Date	Opponent	P/S	UT	A	TT	S-Yds.	I-Yds.	PD	FF	FR	
Sep 10	vs. Atlanta	S	5	1	6	0-0	0-0	1	0	0	
Sep 17	at Tampa Bay	S	4	0	4	0-0	0-0	0	0	0	
Sep 24	vs. Pittsburgh*	S	4	0	4	0-0	0-0	2	0	0	
Sep 28	at Green Bay	S	4	1	5	0-0	0-0	0	0	0	
Oct 9	vs. Minnesota	S	4	0	4	0-0	0-0	1	0	0	
Oct 15	at Baltimore*	S	5	1	6	0-0	0-0	3	0	0	
Oct 22	vs. Carolina*	S	4	1	5	0-0	0-0	1	0	0	
Oct 29	at New Orleans	S	4	1	5	0-0	0-0	0	0	0	
Nov 12	vs. Green Bay	S	5	0	5	0-0	0-0	2	0	0	
Nov 19	vs. Detroit	S	2	1	3	0-0	0-0	1	0	0	
Nov 26	at Philadelphia	S	5	1	6	0-0	0-0	0	0	0	
Dec 3	vs. San Francisco	S	6	1	7	0-0	1-0	2	0	0	
Dec 10	at Cincinnati*	S	3	0	3	0-0	0-0	3	0	0	
Dec 16	at Detroit	S	2	0	2	0-0	0-0	0	0	0	
Dec 24	vs. Cleveland*	S	1	0	1	0-0	1-0	6	0	0	
Dec 31	at Minnesota	S	2	0	2	0-0	0-0	0	0	0	
Season Totals			16/16	60	8	68	0-0	2-0	22	0	0
2018 CHICAGO (12-4)			TACKLES								
Date	Opponent	P/S	UT	A	TT	S-Yds.	I-Yds.	PD	FF	FR	
Sep 9	at Green Bay	S	2	0	2	0-0	0-0	0	0	0	
Sep 17	vs. Seattle*	S	2	0	2	0-0	0-0	0	0	0	
Sep 23	at Arizona*	S	2	0	2	0-0	0-0	1	0	0	
Sep 30	vs. Tampa Bay*	S	4	0	4	0-0	0-0	0	0	0	
Oct 14	at Miami	S	6	1	7	0-0	2-35	2	0	0	
Oct 21	vs. New England	S	5	0	5	0-0	1-3	2	0	0	
Oct 28	vs. N.Y. Jets*	S	0	1	1	0-0	0-0	1	0	0	
Nov 4	at Buffalo*	S	1	2	3	0-0	1-3	4	0	0	
Nov 11	vs. Detroit*	S	0	1	1	0-0	0-0	1	0	0	
Nov 18	vs. Minnesota*	S	6	1	7	0-0	0-0	2	0	0	
Nov 22	at Detroit*	S	7	1	8	0-0	1-0	2	0	0	
Dec 2	at N.Y. Giants	S	1	1	2	0-0	1-8	3	0	0	
Dec 9	vs. L.A. Rams*	S	3	1	4	0-0	1-3	1	0	0	
Dec 16	vs. Green Bay*	S	2	0	2	0-0	0-0	2	0	0	
Dec 23	at San Francisco*	S	2	0	2	0-0	0-0	0	0	0	
Dec 30	at Minnesota*	S	2	1	3	0-0	0-0	0	0	0	
Season Totals			16/16	45	10	55	0-0	7-52	21	0	0
Jan 6	vs. Philadelphia\$	S	5	0	5	0-0	0-0	1	0	0	
Postseason Totals			1/1	5	0	5	0-0	0-0	1	0	0

\$NFC Wild Card Game

2019 CHICAGO (8-8)			TACKLES							
Date	Opponent	P/S	UT	A	TT	S-Yds.	I-Yds.	PD	FF	FR
Sep 5	vs. Green Bay	S	6	0	6	0-0	0-0	2	0	0
Sep 15	at Denver*	S	5	1	6	0-0	1-8	1	0	0
Sep 23	at Washington*	S	6	1	7	0-0	1-0	1	0	0
Sep 29	vs. Minnesota*	S	6	0	6	0-0	0-0	1	0	0
Oct 6	at Oakland	S	2	0	2	0-0	0-0	0	0	0
Oct 20	vs. New Orleans	S	3	1	4	0-0	0-0	0	0	0
Oct 27	vs. L.A. Chargers	S	7	0	7	0-0	1-29	1	0	0
Nov 3	at Philadelphia	S	5	0	5	0-0	0-0	1	0	0
Nov 10	vs. Detroit*	S	4	2	6	0-0	0-0	1	0	0
Nov 17	at L.A. Rams	S	2	1	3	0-0	0-0	0	0	0
Nov 24	vs. N.Y. Giants*	S	3	0	3	0-0	0-0	1	0	0
Nov 28	at Detroit*	S	6	1	7	0-0	0-0	1	0	0
Dec 5	vs. Dallas*	S	6	1	7	0-0	0-0	2	0	0
Dec 15	at Green Bay	S	3	0	3	0-0	0-0	0	0	0
Dec 22	vs. Kansas City	S	6	0	6	0-0	0-0	0	0	0
Dec 29	at Minnesota*	S	2	2	4	0-0	0-0	0	0	0
Season Totals		16/16	72	10	82	0-0	3-37	12	0	0

2020 CHICAGO (8-8)			TACKLES							
Date	Opponent	P/S	UT	A	TT	S-Yds.	I-Yds.	PD	FF	FR
Sep 13	at Detroit*	S	3	1	4	0-0	1-5	1	0	0
Sep 20	vs. N.Y. Giants*	S	5	0	5	0-0	0-0	2	0	0
Sep 27	at Atlanta*	S	4	0	4	0-0	0-0	1	0	0
Oct 4	vs. Indianapolis	S	2	0	2	0-0	0-0	1	0	0
Oct 8	vs. Tampa Bay*	S	6	0	6	0-0	0-0	0	1	0
Oct 18	at Carolina*	S	3	1	4	0-0	0-0	0	0	0
Oct 26	at L.A. Rams	S	4	1	5	0-0	0-0	0	0	0
Nov 1	vs. New Orleans	S	1	0	1	0-0	0-0	1	0	0
Nov 8	at Tennessee	S	0	2	2	0-0	0-0	1	0	0
Nov 16	vs. Minnesota	S	1	0	1	0-0	0-0	1	0	0
Nov 29	at Green Bay	S	5	3	8	0-0	0-0	0	0	0
Dec 6	vs. Detroit	S	6	0	6	0-0	0-0	0	0	0
Dec 13	vs. Houston*	S	3	2	5	0-0	0-0	0	0	0
Dec 20	at Minnesota*	S	4	0	4	0-0	0-0	0	0	0
Dec 27	at Jacksonville*	S	2	2	4	0-0	0-0	0	0	0
Jan 3	vs. Green Bay	S	3	1	4	0-0	0-0	0	0	0
Season Totals		16/16	52	13	65	0-0	1-5	8	1	0
Jan 10	at New Orleans§	S	3	0	3	0-0	0-0	1	0	0
Postseason Totals		1/1	3	0	3	0-0	0-0	1	0	0
§NFC Wild Card Game										

SNFC Wild Card Game



GRAHAM GLASGOW

61

GUARD

6-6 • 310 • 6TH YR. • MICHIGAN

BORN: Aug. 19, 1992, in Aurora, Ill.

HIGH SCHOOL: Marmion Academy, Aurora, Ill.

ACQUIRED: Unrestricted Free Agent, 2020

NFL YEAR: 6th • **YEAR WITH BRONCOS:** 2nd

NFL GAMES PLAYED/STARTED: 75/71 • **POSTSEASON GP/GS:** 1/0

GLASGOW AT A GLANCE:

- A sixth-year guard who has played 75 regular-season games (71 starts) and one postseason contest with Detroit (2016-19) and Denver (2020) during his career.
- Started all 13 games (all at RG) he appeared in with the Broncos in 2020.
- Started 15 games (14 at RG; 1 at C) in his fourth season with Detroit in 2019.
- Was one of eight NFL interior offensive linemen to not allow a sack (Pro Football Focus, min. 700 snaps) and was called for just three penalties in 2019.
- Was a four-year starter at Michigan after beginning his collegiate career as a walk-on.
- Selected by the Lions in the third round (95th overall) of the 2016 NFL Draft.
- Signed by the Broncos as an unrestricted free agent (Detroit) on March 18, 2020.

CAREER TRANSACTIONS: Signed by Detroit as a draft choice 5/6/16; Signed by Denver as an unrestricted free agent 3/18/20.

2020: Glasgow, who was signed by Denver as an unrestricted free agent on March 18, appeared in 13 games with the Broncos, starting each contest at right guard... Surrendered just two sacks for the third consecutive season... Made his Broncos debut vs. Ten. (9/14)... Placed on the COVID-19 list and missed Weeks 8-9.

2019: Glasgow started 14-of-15 games played at right guard and one at center for Detroit... Was one of eight NFL interior offensive linemen to not allow a sack (Pro Football Focus, min. 700 snaps) and was called for just three penalties in 2019.

2018: Glasgow started all 16 games played at center for Detroit.

2017: Glasgow started all 16 games played with the Lions at both left guard and center.

2016: Selected by Detroit in the third round (95th overall) of the 2016 NFL draft, Glasgow appeared in 15 games (11 starts) with the Lions as a rookie... Made his first career start vs. LAR (10/16), and began the game at left guard... Started at center in games 13-16.

COLLEGE: Glasgow appeared in 42 games (37 starts) during his collegiate career at the University of Michigan... Joined the team as a walk-on in 2011, earning a scholarship in the spring of 2013... Was a four-year letterman and earned Academic All-Big Ten honors in three seasons (2013-15)... Was awarded 2015 All-Big Ten honorable mention and the 2015 Hugh R. Rader Memorial Trophy, which is given to the Michigan's best lineman in his fifth-year senior season.

PERSONAL: Glasgow attended Marmion Academy in Aurora, Ill. where he played offensive tackle... Brother, Ryan, is a defensive tackle for the Saints... Brother, Jordan, is a linebacker for the Colts... Graham Glasgow was born on Aug. 19, 1992 in Aurora, Ill.

GLASGOW'S REGULAR SEASON RECORD

Year	Club	G	S
2016	Detroit	15	11
2017	Detroit	16	16
2018	Detroit	16	16
2019	Detroit	15	15
2020	Denver	13	13
CAREER TOTALS		75	71

ADDITIONAL STATISTICS: Miscellaneous tackles — 2017 (4), 2020 (3), TOTAL (7). Miscellaneous FR — 2020 (1), TOTAL (1).

GLASGOW'S POSTSEASON RECORD

Year	Club	G	S
2016	Detroit	1	1
CAREER TOTALS		1	1



MELVIN GORDON III

25

RUNNING BACK

6-1 • 215 • 7TH YR. • WISCONSIN

BORN: April 13, 1993, in Kenosha, Wisc.

HIGH SCHOOL: Bradford High School, Kenosha, Wisc.

ACQUIRED: Unrestricted Free Agent (Los Angeles Chargers), 2020

NFL YEAR: 7th • **YEAR WITH BRONCOS:** 2nd

NFL GAMES PLAYED/STARTED: 82/73 • **POSTSEASON GP/GS:** 2/2



GORDON AT A GLANCE:

- A seventh-year running back and two-time Pro Bowl selection (2016, '18) who has played 82 career regular-season games (73 starts) and two postseason contests with the Chargers (2015-19) and the Broncos (2020).
- Totaled 1,274 rushing attempts for 5,226 yards (4.1 avg.) with 45 touchdowns while catching 256 passes for 2,031 yards (7.9 avg.) with 12 receiving scores in his career.
- Registered the third-most yards from scrimmage (7,257), the fourth-most rushing touchdowns (45) and offensive touchdowns (57) among NFL running backs from 2015-20.
- Serves as the only active running back with 5,000 rushing yards and 2,000 receiving yards in his career.
- Started 10-of-15 games played with the Broncos in 2020, totaling 215 rushing attempts for 986 yards (4.6 avg.) with nine touchdowns to go with 32 receptions for 158 yards (4.9 avg.)

25's TROPHY CASE

Pro Bowls (2) 2016, '18

with one receiving score.

- Appeared in 12 games (11 starts) in 2019 with the Chargers, finishing the season with 162 rushing attempts for 612 yards (3.8 avg.) with eight touchdowns while catching 42 passes for 296 yards (7.0 avg.) with one score.
- Ranked fifth in scrimmage yards per game (114.6) and gained the second-most scrimmage yards per touch (6.1) during his second Pro Bowl season in 2018.
- Finished the 2018 campaign with a career-best 5.1 yards per carry (885 yards on 175 attempts) to go along with a career-high-tying 10 rushing touchdowns in 12 games (all starts).
- Set career highs in rushing yards (1,105) and scrimmage yards (1,581) in 2017, and was one of three running backs (Todd Gurley, LAR; Mark Ingram, N.O.) to record at least 1,100 rushing yards, 1,500 yards from scrimmage and 12 total touchdowns.
- Set the FBS record for career rushing average with 7.79 yards per carry to go along with 4,915 career rushing yards and 45 rushing touchdowns, while being the Heisman Trophy runner-up at the University of Wisconsin in 2014.
- Earned the Doak Walker Award (nation's top running back) and Big Ten Conference Offensive Player of the Year Award as a junior in 2014 after rushing for 2,587 yards, the second-most in FBS History (Barry Sanders – 2,628, 1988).
- Joined the Broncos as an unrestricted free-agent on March 20, 2020.
- Selected by San Diego in the first round (15th overall) of the 2015 NFL Draft.

CAREER TRANSACTIONS: Signed by San Diego as a draft choice 5/15/15; Signed by Denver as an unrestricted free agent 3/20/20.



2020: Gordon III, who was signed by Denver as an unrestricted free agent on March 20, started 10-of-15 games played with the Broncos... Finished the season with 215 rushing attempts for 986 yards (4.6 avg.) with nine touchdowns to go with 32 receptions for 158 yards and one receiving score... Collected 78 yards on 15 rushing attempts (5.2 avg.) and one touchdown in his first game with Denver vs. Ten. (9/14)... Recorded two receptions for 14 yards (7.0 avg.) with one touchdown, while collecting 70 yards on 19 rushing attempts (3.7 avg.) at Pit. (9/20)... Notched his 10th career 100-yard rushing game, recorded his 50th career total touchdown, became the eighth active running back to reach 50 total scores, posted 107 rushing yards on 23 carries (4.7 avg.) and had two rushing scores at NYJ (10/1)... Registered his 40th career rushing touchdown on a three-yard run in the fourth quarter vs. K.C. (10/25), and posted 68 yards on 17 rushing attempts (4.0 avg.)... Tallied his ninth career multi-touchdown game on the ground (second of the season) vs. Mia. (11/22) and recorded rushing scores of one yard and 20 yards while totaling 84 yards on 15 rushing attempts (5.6 avg.)... Garnered his second 100-yard rushing performance of the season (11th of his career) and set season highs in rushing yards (131) and longest rush (65) at K.C. (12/6)... Totaled 68 yards on 13 rushing attempts (5.2 avg.) and had a season-long 20-yard reception at Car. (12/13)... Surpassed 5,000 rushing and 2,000 receiving yards in his career, registered third game of the season with multiple rushing scores (10th of his career), had touchdown runs of eight and 10 yards, and collected 61 yards on 11 rushing attempts (5.5 avg.) vs. Buffalo (12/19)... Tallied his ninth rushing score of the season and recorded 26 rushes for 93 yards (3.6 avg.) in the season finale vs. L.V. (1/3).

2019: Gordon III started all 12 games played, collecting 612 rushing yards and eight touchdowns on 162 attempts (3.8 avg.), along with 296 receiving yards and one touchdown on 42 receptions (7.0 avg.)... Collected 31 yards and one touchdown on eight rushes (3.9 avg.) at Chi. (10/27)... Rushed 20 times 80 yards (4.0 avg.) with two touchdowns vs. G.B. (11/3)... Totaled 108 rushing yards on 22 attempts (4.9 avg.) with one touchdown and had one catch for 25 yards at Oak. (11/7)... Rushed 12 times for 55 yards (4.6 avg.) with one score and garnered five receptions for 29 yards (5.8 avg.) at Jac. (12/8)... Recorded two rushing touchdowns

GORDON III A LEADER IN SCRIMMAGE YARDS

YARDS FROM SCRIMMAGE SINCE 2015, NFL RUNNING BACKS

Player	Rushing	Receiving	Total
1. Ezekiel Elliott	6,384	1,957	8,341
2. Todd Gurley II	6,082	2,254	8,336
3. Melvin Gordon III	5,226	2,031	7,257
4. Derrick Henry	5,860	692	6,552
5. Mark Ingram II	4,898	1,607	6,505

TOTAL TOUCHDOWNS, RUNNING BACKS, 2015-pres.

Player	Rushing	Receiving	Total
1. Todd Gurley II	67	12	79
2. Alvin Kamara*	43	15	59
3. Derrick Henry	55	3	58
4. Melvin Gordon III	45	12	57
David Johnson*	39	17	57

*Kamara and Johnson each have one kickoff return touchdown

and had 32 yards on six receptions (5.3 avg.) vs. Oak. (12/22)... Collected 46 yards and one touchdown on 14 carries (3.3 avg.) and had 76 receiving yards on six receptions (12.7 avg.) at K.C. (12/29).

2018: Gordon III started all 12 regular season games played and two postseason contests, earning his second career Pro Bowl honor... Recorded 175 carries for 885 yards (5.1 avg.) and 50 receptions for 490 yards (9.8 avg.) with 14 total touchdowns (10 rush; 4 rec.)... Rushed for 55 yards and two touchdowns on 26 carries and had two receptions for 14 yards (7.0 avg.) in two postseason games... Collected 28 yards and one touchdown on nine carries (3.1 avg.) and posted 38 yards and two receiving scores on six receptions (6.3 avg.) at Buf. (9/16)... Recorded 80 yards on 15 rushing attempts (5.3 avg.) with one touchdown at LAR (9/23)... Carried 15 times for 104 yards (6.9 avg.) and registered seven receptions for 55 yards (7.9 avg.) with one touchdown vs. S.F. (9/30)... Carried 18 times for 132 yards (7.3 avg.) with three touchdowns at Cle. (10/14)... Recorded 113 yards on 16 carries (7.1 avg.) with one score at Sea. (11/4)... Collected 93 yards on 18 carries (5.2 avg.) and had 72 yards and a touchdown on five receptions (14.4 avg.) at Oak. (11/11)... Carried 10 times for 61 yards (6.1 avg.) and notched two touchdowns vs. Ari. (11/25)... Collected 41 yards with one touchdown on 12 rushing attempts (3.4 avg.) vs. Bal. (12/22)... Recorded 17 carries for 40 yards (2.4 avg.) and one touchdown in the Chargers' AFC Wild Card Game at Bal. (1/6)... Carried nine times for 15 yards (1.7 avg.) with one touchdown in the AFC Divisional Playoff Game at N.E. (1/13).

2017: Gordon III started all 16 contests, collecting 1,105 yards with eight touchdowns on 284 rushes (3.9 avg.), and had 476 receiving yards with four touchdowns on 58 receptions (8.2 avg.)... Voted AFC Offensive Player of the Week after carrying 20 times for 105 yards (5.3 avg.) and totaling six receptions for 58 yards (9.7 avg.) with two touchdowns at NYG (10/8)... Registered 83 yards on 25 rushing attempts (3.3 avg.) with one score, while posting 67 yards with one touchdown on nine receptions (7.4 avg.) at Oak. (10/15)... Recorded 132 yards with one touchdown on 14 rushing attempts (9.4 avg.) at N.E. (10/29)... Carried 19 times for 81 yards (4.3 avg.) with one touchdown and had three receptions for 47 yards (15.7 avg.) at NYJ (12/24).

2016: Gordon III earned his first career Pro Bowl selection after starting 11-of-13 games played... Rushed 254 times for 997 yards (3.9 avg.) with 10 touchdowns, in addition to posting 41 receptions for 419 yards (10.2 avg.) with two receiving scores... Rushed 14 times for 57 yards (4.1 avg.) with two touchdowns at K.C. (9/11)... Tallied 102 yards with one touchdown on 24 carries (4.3 avg.), and added 43 yards on four receptions (10.8 avg.) at Ind. (9/25)... Recorded 36 yards with two scores on 19 carries (1.9 avg.), and had 43 yards on six receptions (7.2 avg.) vs. N.O. (10/2)... Collected 68 yards and two touchdowns on 22 rushing attempts (3.1 avg.), and notched 53 yards with one touchdown on six receptions (8.8 avg.) at Atl. (10/23)... Recorded 111 yards on 23 rushing attempts (4.8 avg.) and 44 yards on four receptions (11.0 avg.) at Den. (10/30)... Chosen as the AFC Offensive Player of the Week after rushing 32 times for 196 yards (6.1 avg.) with one touchdown, and adding four receptions for 65 yards (16.3 avg.) vs. Ten. (11/6).

2015: Selected by San Diego in the first round (15th overall) of the 2015 NFL Draft, Gordon III started 13-of-14 games played... Recorded 641 yards on 184 carries (3.5 avg.) and 192 yards on 33 receptions (5.8 avg.) before being placed on injured reserve on Dec. 21... Recorded 88 yards on 16 carries (5.5 avg.) at Cin. (9/20)... Carried 15 times for 42 yards (2.8 avg.) and had seven receptions for 52 yards (7.4 avg.) vs. Pit. (10/12).

COLLEGE: Gordon III, who was the Heisman Trophy runner-up in 2014, set the FBS record for career rushing average with 7.79 yards per carry to go along with 4,915 career rushing yards and 45 rushing touchdowns at the University of Wisconsin... He earned the Doak Walker Award (nation's top running back) and Big Ten Conference Offensive Player of the Year Award as a junior in 2014 after rushing for 2,587 yards, the second-most in FBS History (Barry Sanders – 2,628, 1988)... Was the fastest player in Football Bowl Subdivision history to reach 2,000 career rushing yards (241 carries)... Selected first-team All-Big Ten as a senior... Received Honorable mention All-America and second-team All-Big Ten honors in 2013.

PERSONAL: Gordon III earned first-team All-State honors as a senior at Bradford High in Kenosha, Wis.... Named the Wisconsin Football Coaches Association Offensive Player of the Year, Gatorade Player of the Year and the conference player of the year in 2010... As a junior in 2009, named honorable mention All-State, while earning All-Region, All-Area and All-County recognition... Melvin Gordon III was born on April 13, 1993 in Kenosha, Wisc.

GORDON III'S REGULAR SEASON RECORD

Year	Club	G	S	RUSHING					RECEIVING					SCORING				
				No.	Yds.	Avg.	LG	TD	No.	Yds.	Avg.	LG	TD	TD	TDr	TDP	TDrT	2pt Pts.
2015	San Diego	14	13	184	641	3.5	27	0	33	192	5.8	18	0	0	0	0	0	0
2016	San Diego	13	11	254	997	3.9	48	10	41	419	10.2	35	2	12	10	2	0	72
2017	L.A. Chargers	16	16	284	1,105	3.9	87	8	58	476	8.2	49	4	12	8	4	0	72
2018	L.A. Chargers	12	12	175	885	5.1	34	10	50	490	9.8	66	4	14	10	4	0	84
2019	L.A. Chargers	12	11	162	612	3.8	24	8	42	296	7.0	25	1	9	8	1	0	54
2020	Denver	15	10	215	986	4.6	65	9	32	158	4.9	20	1	10	9	1	0	60
Career Totals		82	73	1,274	5,226	4.1	87	45	256	2,031	7.9	66	12	57	45	12	0	342

ADDITIONAL STATISTICS: Miscellaneous tackles — 2015 (3), 2019 (3), 2020 (2) TOTAL (8).

GORDON III'S POSTSEASON RECORD

Year	Club	G	S	RUSHING					RECEIVING					SCORING				
				No.	Yds.	Avg.	LG	TD	No.	Yds.	Avg.	LG	TD	TD	TDr	TDP	TDrT	2pt Pts.
2018	L.A. Chargers	2	2	26	55	2.1	14	2	2	14	7.0	11	0	2	2	0	0	12
Career Totals		2	2	26	55	2.1	14	2	2	14	7.0	11	0	2	2	0	0	12

GORDON III'S SINGLE-GAME HIGHS

(Postseason in parentheses)

Rushes — 32, vs. Tennessee, 11/6/16 (17, at Baltimore, 1/6/19). **Rushing yards** — 196, vs. Tennessee, 11/6/16 (40, at Baltimore, 1/6/19). **Longest rush** — 87t, at New England, 10/29/17 (14, at Baltimore, 1/6/19). **Rushing touchdowns** — 3, at Cleveland, 10/14/18 (1, twice, last at New England, 1/13/19). **Receptions** — 9, twice, last vs. Kansas City, 9/9/18 (1, twice, last at New England, 1/13/19). **Receiving yards** — 102, vs. Kansas City, 9/9/18 (11, at New England, 1/13/19). **Longest reception** — 66t, at Oakland, 11/11/18 (11, at New England, 1/13/19). **Receiving touchdowns** — 2, twice, last at Buffalo, 9/16/18 (none). **Total touchdowns** — 3, three times, last at Cleveland, 10/14/18 (1, twice, last at New England, 1/13/19).

GORDON III'S 100-YARD RUSHING GAMES (11)

*denotes win (Gordon III's teams are 7-4 when he records 100 or more yards rushing in a game.)

Date	Opponent	No.	Yds.	Avg.	LG	TD
9/18/16	vs. Jacksonville*	24	102	4.3	21	1
10/30/16	at Denver	23	111	4.8	20	0
11/6/16	vs. Tennessee*	32	196	6.1	47	1
10/8/17	at N.Y. Giants*	20	105	5.3	16	0
10/29/17	at New England	14	132	9.4	87t	1
9/30/18	vs. San Francisco*	15	104	6.9	34	0
10/14/18	at Cleveland*	18	132	7.3	16	3
11/4/18	at Seattle*	16	113	7.1	34t	1
11/7/19	at Oakland	22	108	4.9	24	1
10/1/20	at N.Y. Jets*	23	107	4.7	43t	2
12/6/20	at Kansas City	15	131	8.7	65	0

MELVIN GORDON III'S CAREER GAME-BY-GAME

(Victories asterisked)

2015 SAN DIEGO (4-12)			RUSHING					RECEIVING					SCORING	
Date	Opponent	P/S	No.	Yds.	Avg.	LG	TD	No.	Yds.	Avg.	LG	TD	2pt.	Pts.
Sep 13	vs. Detroit*	S	14	51	3.6	14	0	3	16	5.3	9	0	0	0
Sep 20	at Cincinnati	S	16	88	5.5	27	0	1	10	10.0	10	0	0	0
Sep 27	at Minnesota	S	14	51	3.6	13	0	0	0	—	—	0	0	0
Oct 4	vs. Cleveland*	S	12	38	3.2	23	0	2	8	4.0	5	0	0	0
Oct 12	vs. Pittsburgh	S	15	42	2.8	7	0	7	52	7.4	18	0	0	0
Oct 18	at Green Bay	S	7	29	4.1	25	0	0	0	—	—	0	0	0
Oct 25	vs. Oakland	P	7	29	4.1	11	0	0	0	—	—	0	0	0
Nov 1	at Baltimore	S	18	54	3.0	6	0	5	7	1.4	4	0	0	0
Nov 9	vs. Chicago	S	11	31	2.8	5	0	3	25	8.3	15	0	0	0
Nov 22	vs. Kansas City	S	15	37	2.5	10	0	1	12	12.0	12	0	0	0
Nov 29	at Jacksonville*	S	14	60	4.3	14	0	5	20	4.0	16	0	0	0
Dec 6	vs. Denver	S	12	55	4.6	21	0	1	8	8.0	8	0	0	0
Dec 13	at Kansas City	S	14	35	2.5	10	0	4	28	7.0	15	0	0	0
Dec 20	vs. Miami*	S	15	41	2.7	10	0	1	6	6.0	6	0	0	0
PLACED ON INJURED RESERVE ON DEC. 21														
Season Totals			14/13	184	641	3.5	27	0	33	192	5.8	18	0	0

2016 SAN DIEGO (5-11)			RUSHING					RECEIVING					SCORING	
Date	Opponent	P/S	No.	Yds.	Avg.	LG	TD	No.	Yds.	Avg.	LG	TD	2pt.	Pts.
Sep 11	at Kansas City	P	14	57	4.1	17	2	0	0	—	—	0	0	12
Sep 18	vs. Jacksonville*	S	24	102	4.3	21	1	3	18	6.0	11	0	0	6
Sep 25	at Indianapolis	S	16	35	2.2	7	1	4	43	10.8	25	0	0	6
Oct 2	vs. New Orleans	S	19	36	1.9	10	2	6	43	7.2	12	0	0	12
Oct 9	at Oakland	S	16	69	4.3	24	0	1	18	18.0	18t	1	0	6
Oct 13	vs. Denver*	P	27	94	3.5	48	0	0	0	—	—	0	0	0
Oct 23	at Atlanta*	S	22	68	3.1	13	2	6	53	8.8	14	1	0	18
Oct 30	at Denver	S	23	111	4.8	20	0	4	44	11.0	30	0	0	0
Nov 6	vs. Tennessee*	S	32	196	6.1	47	1	4	65	16.3	35	0	0	6
Nov 13	vs. Miami	S	24	70	2.9	19	0	5	62	12.4	20	0	0	0
Nov 27	at Houston*	S	17	70	4.1	18	0	4	19	4.8	10	0	0	0
Dec 4	vs. Tampa Bay	S	17	84	4.9	23	1	4	54	13.5	17	0	0	6
Dec 11	at Carolina	S	3	5	1.7	4	0	0	0	—	—	0	0	0
Dec 18	vs. Oakland													
Dec 24	at Cleveland													
Jan 1	vs. Kansas City													
INACTIVE INACTIVE INACTIVE														
Season Totals			13/11	254	997	3.9	48	10	41	419	10.2	35	2	72

2017 L.A. CHARGERS (9-7)			RUSHING					RECEIVING					SCORING	
Date	Opponent	P/S	No.	Yds.	Avg.	LG	TD	No.	Yds.	Avg.	LG	TD	2pt.	Pts.
Sep 11	at Denver	S	18	54	3.0	21	0	5	25	5.0	—	0	0	12
Sep 17	vs. Miami	S	9	13	1.4	11	1	7	65	9.3	11	0	0	6
Sep 24	vs. Kansas City	S	17	79	4.6	14	1	0	0	—	25	0	0	6
Oct 1	vs. Philadelphia	S	10	22	2.2	12	0	1	7	7.0	12	0	0	12
Oct 8	at N.Y. Giants*	S	20	105	5.3	16	0	6	58	9.7	18t	1	0	6
Oct 15	at Oakland*	S	25	83	3.3	18	1	9	67	7.4	—	0	0	0
Oct 22	vs. Denver*	S	18	38	2.1	21	0	1	6	6.0	14	1	0	18
Oct 29	at New England	S	14	132	9.4	87t	1	1	7	7.0	30	0	0	0
Nov 12	at Jacksonville	S	16	27	1.7	5	0	5	15	3.0	35	0	0	6
Nov 19	vs. Buffalo*	S	20	80	4.0	20	1	0	0	—	20	0	0	0
Nov 23	at Dallas*	S	21	65	3.1	11	0	3	23	7.7	10	0	0	0
Dec 3	vs. Cleveland*	S	19	77	4.1	29	0	4	29	7.3	17	0	0	6
Dec 10	vs. Washington*	S	22	78	3.5	10	1	1	5	5.0	—	0	0	0
Dec 16	at Kansas City	S	19	78	4.1	15	1	6	91	15.2	—	0	0	0
Dec 24	at N.Y. Jets†	S	19	81	4.3	19	1	3	47	15.7	—	0	0	0
Dec 31	vs. Oakland*	S	17	93	5.5	17	0	6	31	5.2	—	0	0	0
Season Totals			16/16	284	1,105	3.9	87t	8	58	476	8.2	35	2	0 72

2018 L.A. CHARGERS (12-4)			RUSHING					RECEIVING					SCORING	
Date	Opponent	P/S	No.	Yds.	Avg.	LG	TD	No.	Yds.	Avg.	LG	TD	2pt.	Pts.
Sep 9	vs. Kansas City	S	15	64	4.3	18	0	9	102	11.3	25	0	0	0
Sep 16	at Buffalo*	S	9	28	3.1	20t	1	6	38	6.3	10	2	0	18
Sep 23	at L.A. Rams	S	15	80	5.3	23	1	2	4	2.0	3	0	0	6
Sep 30	vs. San Francisco*	S	15	104	6.9	34	0	7	55	7.9	16	1	0	6
Oct 7	vs. Oakland*	S	19	58	3.1	16	1	4	62	15.5	34	0	0	6
Oct 14	at Cleveland*	S	18	132	7.3	16	3	2	18	9.0	14	0	0	18
Oct 21	vs. Tennessee*					INACTIVE								
Nov 4	at Seattle*	S	16	113	7.1	34t	1	1	10	10.0	10	0	0	6
Nov 11	at Oakland*	S	18	93	5.2	15	0	5	72	14.4	66t	1	0	6
Nov 18	vs. Denver	S	18	69	3.8	20	0	6	87	14.5	32	0	0	0
Nov 25	vs. Arizona*	S	10	61	6.1	28t	2	2	5	2.5	5	0	0	12
Dec 2	at Pittsburgh*					INACTIVE								
Dec 9	vs. Cincinnati*					INACTIVE								
Dec 13	at Kansas City*					INACTIVE								
Dec 22	vs. Baltimore	S	12	41	3.4	13	1	3	13	4.3	12	0	0	6
Dec 30	at Denver*	S	10	42	4.2	9	0	3	24	8.0	13	0	0	0
Season Totals			12/12	175	885	5.1	34t	10	50	490	9.8	66t	4	0 84

Jan 6	at Baltimore*§	S	17	40	2.4	14	1	1	3	3.0	3	0	0	6
Jan 13	at New England†	S	9	15	1.7	8	1	1	11	11.0	11	0	0	6
Postseason Totals			2/2	26	55	2.1	14	2	2	14	7.0	11	0	0 12

§AFC Wild Card Game; †AFC Divisional Playoff Game

2019 L.A. CHARGERS (5-11)			RUSHING					RECEIVING					SCORING	
Date	Opponent	P/S	No.	Yds.	Avg.	LG	TD	No.	Yds.	Avg.	LG	TD	2pt.	Pts.
Games 1-4						NOT ON TEAM								
Oct 6	vs. Denver	S	12	31	2.6	7	0	4	7	1.8	5	0	0	0
Oct 13	vs. Pittsburgh	S	8	18	2.3	7	0	3	30	10.0	14	0	0	0
Oct 20	at Tennessee	S	16	32	2.0	6	0	2	-3	-1.5	1t	1	0	6
Oct 27	at Chicago*	S	8	31	3.9	19t	1	2	3	1.5	3	0	0	6
Nov 3	vs. Green Bay*	S	20	80	4.0	16	2	3	29	9.7	13	0	0	12
Nov 7	at Oakland	S	22	108	4.9	24	1	1	25	25.0	25	0	0	6
Nov 18	vs. Kansas City	S	14	69	4.9	21	0	3	21	7.0	12	0	0	0
Dec 1	at Denver	S	20	99	5.0	19	0	2	11	5.5	6	0	0	0
Dec 8	at Jacksonville*	P	12	55	4.6	17	1	5	29	5.8	19	0	0	6
Dec 15	vs. Minnesota	S	7	28	4.0	12	0	5	36	7.2	10	0	0	0
Dec 22	vs. Oakland	S	9	15	1.7	10	2	6	32	5.3	9	0	0	12
Dec 29	at Kansas City	S	14	46	3.3	15	1	6	76	12.7	23	0	0	6
Season Totals			12/12	162	612	3.8	24	8	42	296	7.0	25	1	0 54

2020 DENVER (5-11)			RUSHING					RECEIVING					SCORING	
Date	Opponent	P/S	No.	Yds.	Avg.	LG	TD	No.	Yds.	Avg.	LG	TD	2pt.	Pts.
Sep 14	vs. Kansas City	S	15	78	5.2	25	1	3	8	2.7	8	0	0	6
Sep 20	at Pittsburgh	S	19	70	3.7	17	0	2	14	7.0	16t	1	0	6
Sep 27	vs. Tampa Bay	S	8	26	3.3	9	0	4	12	3.0	6	0	0	0
Oct 1	at N.Y. Jets*	S	23	107	4.7	43t	2	2	11	5.5	10	0	0	12
Oct 18	at New England*					INACTIVE								
Oct 25	vs. Kansas City	P	17	68	4.0	11	1	2	12	6.0	10	0	0	6
Nov 1	vs. L.A. Chargers*	S	8	26	3.3	10	0	6	21	3.5	6	0	0	0
Nov 8	at Atlanta	P	6	18	3.0	9	0	1	9	9.0	9	0	0	0
Nov 15	at Las Vegas	S	11	46	4.2	11	0	0	0	—	—	0	0	0
Nov 22	vs. Miami*	P	15	84	5.6	25	2	0	0	—	—	0	0	12
Nov 29	vs. New Orleans	S	12	31	2.6	11	0	0	0	—	—	0	0	0
Dec 6	at Kansas City	P	15	131	8.7	65	0	1	11	11.0	11	0	0	0
Dec 13	at Carolina*	S	13	68	5.2	15	0	3	23	7.7	20	0	0	0
Dec 19	vs. Buffalo	P	11	61	5.5	14	2	4	20	5.0	9	0	0	12
Dec 27	at L.A. Chargers	S	16	79	4.9	17	0	0	0	—	—	0	0	0
Jan 3	vs. Las Vegas	S	26	93	3.6	15	1	4	17	4.3	17	0	0	6
Season Totals			14/9	215	986	4.6	65	9	32	158	4.9	20	1	0 60



NATE HAIRSTON

27

CORNERBACK



6-0 • 185 • 5TH YR. • TEMPLE

BORN: June 30, 1994, in Frederick, Md.

HIGH SCHOOL: Governor Thomas Johnson High School (Md.)

ACQUIRED: Free Agent, 2020

NFL YEAR: 5th • YEAR WITH BRONCOS: 2nd

NFL GAMES PLAYED/STARTED: 43/17 • POSTSEASON GP/GS: 2/0

HAIRSTON AT A GLANCE:

- A fifth-year cornerback who has appeared in 43 regular-season games (17 starts) and two postseason contests with Indianapolis (2017-18), N.Y. Jets (2019-20) and Denver (2020).
- Totaled 93 tackles (75 solo), two sacks (12 yds.), two interceptions (21 yds.), nine passes defended and two special-teams stops during his career.
- Saw action in five games in 2020, including the final three with Denver.
- Talled career highs in tackles (35), sacks (2) and passes defended (5) in 14 games (4 starts) with the Colts during his rookie campaign.
- Saw action in 43 games at Temple (2013-16) as a wide receiver and defensive back, totaling 40 tackles (31 solo), two interceptions (29 yds.) and six passes defended to go with 20 receptions for 150 yards (7.5 avg.).
- Signed by the Broncos from the Raven's practice squad on Dec. 12, 2020.
- Entered the NFL as a fifth-round draft selection (158th overall) of the Colts in 2017.

CAREER TRANSACTIONS: Signed by Indianapolis as a draft choice 5/11/17; Traded to N.Y. Jets 8/28/19; Waived by N.Y. Jets 9/5/20; Signed by N.Y. Jets (active roster) 9/7/20; Waived by N.Y. Jets 10/1/20; Signed by Baltimore (practice squad) 10/17/20; Signed by Denver 12/12/20; Waived by Denver 4/8/21; Signed by Denver (active roster) 4/9/21.



2020: Hairston, who was acquired by the Broncos from Baltimore's practice squad on Dec. 12, appeared in five games in 2020 with the N.Y. Jets and Denver... Saw action in two games for the Jets, recording five tackles (4 solo) and a special-teams stop... Played for Denver in the final three games of the regular season.

2019: Hairston appeared in 11 games (6 starts) with the N.Y. Jets, recording 24 tackles (21 solo), one interception and three passes defended... Made first start of the season vs. Cle. (9/16) and totaled three tackles (2 solo)... Had five tackles (3 solo) at Jac. (10/27)... Totaled season-high six tackles (all solo) at Mia. (11/3)... Talled second career interception and had a career-high-tying two passes defended vs. Mia. (12/8).

2018: Hairston played in 13 games (7 starts) in his second season in Indianapolis, posting 29 tackles (24 solo), a pass defended and a special-teams stop... Started the first seven games of the season for the Colts... Posted six tackles (all solo) in the season opener vs. Cincinnati (9/9)... Has six tackles (4 solo) at Was. (9/16)... Collected career-high seven defensive stops (6 solo) and added a pass defended at Phi. (9/23)... Had four total tackles in back-to-back games vs. Hou. 9/30 and at NYJ (10/14).

2017: Hairston, who was selected by the Colts in the fifth round (158th overall) of the 2017 NFL Draft, registered 35 tackles (26 solo), two sacks (12 yds.), one interception and five passes defended in 14 games (4 starts) during his rookie season... Collected first career tackle in season opener at LAR (9/10)... Posted first sack of his career (6 yds.) vs. Ari. (9/17)... Notched second sack of the season (6 yds.) and had a season-high six tackles (3 solo) at Sea. (10/1)... Totaled first career interception (10 yds.) and had career-high two passes defended at Ten. (11/26).

COLLEGE: Hairston appeared in 43 games at Temple University (2013-16), totaling 40 tackles (31 solo), two interceptions (29 yds.) and six passes defended to go with 20 receptions for 150 yards (7.5 avg.) during his collegiate career.

HAIRSTON'S REGULAR SEASON RECORD

Year	Club	G	S	UT	A	TT	S-Yds.	I-Yds.	PD	FF	FR	TD-Int.	TD-FR	S	Pts.
2017	Indianapolis	14	4	26	9	35	2-12	1-21	5	0	0	0	0	0	0
2018	Indianapolis	13	7	24	5	29	0-0	0-0	1	0	0	0	0	0	0
2019	N.Y. Jets	11	6	21	3	24	0-0	1-0	3	0	0	0	0	0	0
2020	NYJ/Den.	5	0	4	1	5	0-0	0-0	0	0	0	0	0	0	0
CAREER TOTALS		43	17	75	18	93	2-12	2-21	9	0	0	0	0	0	0

ADDITIONAL STATISTICS: Special-teams tackles — 2018 (1), 2020 (1), TOTAL (2).

HAIRSTON'S POSTSEASON RECORD

Year	Club	G	S	UT	A	TT	S-Yds.	I-Yds.	PD	FF	FR	TD-Int.	TD-FR	S	Pts.
2018	Indianapolis	2	0	0	0	0	0-0	0-0	0	0	0	0-0	0-0	0	0
CAREER TOTALS		2	0	0	0	0	0-0	0-0	0	0	0	0-0	0-0	0	0

HAIRSTON'S SINGLE-GAME HIGHS

(Postseason in parentheses)


Tackles — 7, at Philadelphia, 9/23/18 (none). **Interceptions** — 1, twice, last vs. Miami, 12/8/19 (none). **Sacks** — 1, twice, last at Seattle, 10/1/17 (none). **Sack yards** — 6, twice, last at Seattle, 10/1/17 (none). **Interception return yards** — 11, vs. Houston, 12/31/17 (none). **Passes Defended** — 2, twice, last vs. Miami, 12/8/19 (none).

NATE HAIRSTON'S CAREER GAME-BY-GAME

(Victories asterisked)

2017 INDIANAPOLIS (4-12)			TACKLES								
Date	Opponent	P/S	UT	A	TT	S-Yds.	I-Yds.	PD	FF	FR	
Sep 10	at L.A. Rams	P	1	0	1	0-0	0-0	0	0	0	
Sep 17	vs. Arizona	S	4	0	4	1-6	0-0	0	0	0	
Sep 24	vs. Cleveland*	P	3	0	3	0-0	0-0	1	0	0	
Oct 1	at Seattle	P	3	3	6	1-6	0-0	0	0	0	
Oct 8	vs. San Francisco*	INACTIVE									
Oct 16	at Tennessee	P	1	0	1	0-0	0-0	0	0	0	
Oct 22	vs. Jacksonville	P	3	0	3	0-0	0-0	1	0	0	
Oct 29	at Cincinnati	P	0	0	0	0-0	0-0	0	0	0	
Nov 5	at Houston*	P	2	1	3	0-0	0-0	1	0	0	
Nov 12	vs. Pittsburgh	P	2	0	2	0-0	0-0	0	0	0	
Nov 26	vs. Tennessee	P	3	2	5	0-0	1-10	2	0	0	
Dec 3	at Jacksonville	S	1	3	4	0-0	0-0	0	0	0	
Dec 10	at Buffalo	P	1	0	1	0-0	0-0	0	0	0	
Dec 14	vs. Denver	INACTIVE									
Dec 23	at Baltimore	S	1	0	1	0-0	0-0	0	0	0	
Dec 31	vs. Houston*	S	1	0	1	0-0	0-11	0	0	0	
Season Totals			14/4	26	9	35	1-12	1-21	5	0	0
2018 INDIANAPOLIS (10-6)			TACKLES								
Date	Opponent	P/S	UT	A	TT	S-Yds.	I-Yds.	PD	FF	FR	
Sep 9	vs. Cincinnati	S	6	0	6	0-0	0-0	0	0	0	
Sep 16	at Washington*	S	4	2	6	0-0	0-0	0	0	0	
Sep 23	at Philadelphia	S	6	1	7	0-0	0-0	1	0	0	
Sep 30	vs. Houston	S	4	0	4	0-0	0-0	0	0	0	
Oct 4	at New England	INACTIVE									
Oct 14	at N.Y. Jets	S	3	1	4	0-0	0-0	0	0	0	
Oct 21	vs. Buffalo*	S	1	0	1	0-0	0-0	0	0	0	
Oct 28	at Oakland*	S	0	0	0	0-0	0-0	0	0	0	
Games 9-11	INACTIVE										
Nov 25	vs. Miami*	P	0	0	0	0-0	0-0	0	0	0	
Dec 2	at Jacksonville	P	0	0	0	0-0	0-0	0	0	0	
Dec 9	at Houston*	P	0	0	0	0-0	0-0	0	0	0	
Dec 16	vs. Dallas*	P	0	1	1	0-0	0-0	0	0	0	
Dec 23	vs. N.Y. Giants*	P	0	0	0	0-0	0-0	0	0	0	
Dec 30	at Tennessee *	P	0	0	0	0-0	0-0	0	0	0	
Season Totals			13/7	24	5	29	0-0	0-0	1	0	0
Jan 5	at Houston*§	P	0	0	0	0-0	0-0	0	0	0	
Jan 12	at Kansas City†	P	0	0	0	0-0	0-0	0	0	0	
Postseason Totals			2/0	0	0	0	0-0	0-0	0	0	0
§AFC Wild Card Game; †AFC Divisional Playoff Game											
2019 N.Y. JETS (7-9)			TACKLES								
Date	Opponent	P/S	UT	A	TT	S-Yds.	I-Yds.	PD	FF	FR	
Sep 8	vs. Buffalo	P	0	0	0	0-0	0-0	0	0	0	
Sep 16	vs. Cleveland	S	2	1	3	0-0	0-0	1	0	0	
Sep 22	at New England	S	3	0	3	0-0	0-0	0	0	0	
Oct 6	at Philadelphia	P	0	0	0	0-0	0-0	0	0	0	
Oct 13	vs. Dallas*	INACTIVE									
Oct 21	vs. New England	P	0	0	0	0-0	0-0	0	0	0	
Oct 27	at Jacksonville	P	3	2	5	0-0	0-0	0	0	0	
Nov 3	at Miami	S	6	0	6	0-0	0-0	0	0	0	
Nov 10	vs. N.Y. Giants*	S	3	0	3	0-0	0-0	0	0	0	
Games 11-13	INACTIVE										
Dec 8	vs. Miami*	S	1	0	1	1-0	0-0	2	0	0	
Dec 12	at Baltimore	S	3	0	3	0-0	0-0	0	0	0	
Dec 22	vs. Pittsburgh*	INACTIVE									
Dec 29	at Buffalo	P	0	0	0	0-0	0-0	0	0	0	
Season Totals			5/0	4	1	5	0-0	0-0	0	0	0

2020 NYJ (2-14) / DEN (5-11)			TACKLES								
Date	Opponent	P/S	UT	A	TT	S-Yds.	I-Yds.	PD	FF	FR	
Sep 13	at Buffalo	P	4	1	5	0-0	0-0	0	0	0	
Sep 27	at Indianapolis	P	0	0	0	0-0	0-0	0	0	0	
SIGNED BY DENVER ON DEC. 12											
Dec 19	vs. Buffalo	P	0	0	0	0-0	0-0	0	0	0	
Dec 27	at L.A. Chargers	P	0	0	0	0-0	0-0	0	0	0	
Jan 3	at Las Vegas	P	0	0	0	0-0	0-0	0	0	0	
Season Totals			5/0	4	1	5	0-0	0-0	0	0	0



KJ HAMLER

1

WIDE RECEIVER

5-9 • 178 • 2ND YR. • PENN STATE


BORN: July 8, 1999, in Pontiac, Mich.

HIGH SCHOOL: IMG Academy, Bradenton, Fla.

ACQUIRED: Draft #2 (46th overall), 2020

NFL YEAR: 2nd • YEAR WITH BRONCOS: 2nd

NFL GAMES PLAYED/STARTED: 13/4



HAMLER AT A GLANCE:

- A second-year wide receiver who played in 13 games (4 starts) with the Broncos in 2020, totaling 30 receptions for 381 yards (12.7 avg.) and three touchdowns to go with nine rushes for 40 yards (4.4. avg.).
- Started all 26 games played in two seasons at Pennsylvania State University (2018-19), recording 98 receptions for 1,658 yards (16.9 avg.) with 13 touchdowns.
- Ranks tied for 13th in school history with 13 career touchdown receptions and 16th in team annals with 1,658 career receiving yards.
- Handled kick and punt returns for the Nittany Lions, finishing eighth all-time in Penn State history with 44 kick returns (1,036 yds.).
- Was selected second-team All-Big Ten Conference by the coaches and media following his red-shirt sophomore season after totaling 56 catches for 904 yards (17.1 avg.) with eight touchdowns.
- Ranked fifth in the Big Ten in punt return average (5.5 avg.) and sixth in kick return average (21.4 avg.) following his final campaign in 2019.
- Was named to the Freshman All-America team by the Football Writers Association of America as a kick returner after his redshirt freshman season in 2018.
- Was a two-time letterman at St. Mary's Preparatory High School in Orchard Lake, Mich. before attending IMG Academy in Bradenton, Fla.
- Selected by the Broncos in the second round (46th overall) of the 2020 NFL Draft.

CAREER TRANSACTIONS: Signed by Denver as a draft pick 7/24/20.



2020: Hamler, who was selected by Denver in the second round (46th overall) of the 2020 NFL Draft, appeared in 13 games (4 starts), totaling 30 receptions for 381 yards (12.7 avg.) and three touchdowns to go with nine rushes for 40 yards (4.4 avg.)... Missed the final game of the regular season after being placed on injured reserve with a concussion... Hamler recorded three receptions for 48 yards (16.0 avg.) and one rushing attempt for 9 yards in his NFL debut at Pit. (9/20)... Made his first career start vs. T.B. (9/27) and recorded three receptions for 30 yards (10.0 avg.)... Notched his first career touchdown on a one-yard, game-winning grab on the final play of the game vs. LAC (11/1)... Posted a season-high six receptions for 75 yards (12.5 avg.) and had a season-high 15-yard rush at Atl. (11/8)... Recorded first career multi-touchdown game, had receiving scores of 37 and 49 yards and set season highs in receiving yards (86), longest catch (46) and touchdowns (2) at Car. (12/13)... Saw action in Denver's Week 16 contest at LAC (12/27) before leaving the game with a concussion.

COLLEGE: Hamler started all 13 games played as a redshirt sophomore, totaling 56 receptions for 904 yards (16.1 avg.) with eight touchdowns, in addition to rushing 13 times for 57 yards (3.3 avg.)... Added 23 punt returns for 126 yards (5.5 avg.) and 24 kick returns for 513 yards (21.4 avg.)... Earned second-team All-Big Ten Conference recognition from the coaches and media... Opened all 13 games played in 2018 after red-shirting his true freshman season... Was selected Freshman All-American by the Football Writers Association of America as a returner after finishing the season with 20 kick returns for 523 yards (26.2 avg.) and 14 punt returns for 96 yards (6.9 avg.)... Added 42 receptions for 754 yards (18.0 avg.) with five touchdowns along with 44 rushing yards on four attempts (11.0 avg.) on offense... Picked up a first down on 71 percent

(30-of-42) of his receptions... Became the first Penn State freshman to catch a touchdown pass in a season opener since 2013, and logged three receptions for 67 yards (22.3 avg.) with one score vs. Appalachian State (9/1)... Hauled in a 93-yard touchdown catch vs. Ohio State (9/29), marking the second longest touchdown reception in program history.

PERSONAL: Hamler attended IMG Academy in Bradenton, Fla., but sat out the 2016 season with an injury... Attended St. Mary's Preparatory High School in Orchard Lake, Mich., where he helped the team to the Division 3 State Championship in his sophomore and junior years... Ran track for two seasons and was named the team's MVP... KJ Hamler was born on July 8, 1999 in Pontiac, Mich.

HAMLER'S REGULAR SEASON RECORD

		RECEIVING								RUSHING						SCORING					
Year	Club	G	S	No.	Yds.	Avg.	LG	TD	No.	Yds.	Avg.	LG	TD	TD	TDr	TDp	TDrt	2pt	Pts.		
2020	Denver	13	4	30	381	12.7	49t	3	9	40	4.4	15	0	3	0	3	0	0	18		
CAREER TOTALS		13	4	30	381	12.7	49t	3	9	40	4.4	15	0	3	0	3	0	0	18		

ADDITIONAL STATISTICS: Kickoff returns — 2020 (2 for 42, 21.0 avg., 24 LG, 0 TD), TOTAL (2 for 42, 21.0 avg., 24 LG, 0 TD). Punt returns — 2020 (3 for 6, 2.0 avg., 8 LG, 0 TD), TOTAL (3 for 6, 2.0 avg., 8 LG, 0 TD). Miscellaneous tackles — 2020 (1), TOTAL (1).

HAMLER'S SINGLE-GAME HIGHS


(Postseason in parentheses)

Receptions — 6, at Atlanta, 11/8/20 (none). **Receiving yards** — 86, at Carolina, 12/13/20 (none). **Longest reception** — 49t, at Carolina, 12/13/20 (none). **Receiving touchdowns** — 2, at Carolina, 12/13/20 (none). **Rushes** — 2, 2x, last at Kansas City, 12/6/20 (none). **Longest rush** — 15, at Atlanta, 11/8/20 (none).

KJ HAMLER'S CAREER GAME-BY-GAME

(Victories asterisked)

2020 DENVER (5-11)		P/S	RECEIVING					SCORING	
Date	Opponent		No.	Yds.	Avg.	LG	TD	2pt.	Pts.
Sep 14	vs. Tennessee								
Sep 20	at Pittsburgh	P	3	48	16.0	18	0	0	0
Sep 27	vs. Tampa Bay	S	3	30	10.0	17	0	0	0
Oct 1	at N.Y. Jets*	S	0	0	—	—	0	0	0
Oct 18	at New England*								
Oct 25	vs. Kansas City	P	2	24	12.0	21	0	0	0
Nov 1	vs. L.A. Chargers*	P	3	13	4.3	7	1	0	6
Nov 8	at Atlanta	S	6	75	12.5	36	0	0	0
Nov 15	at Las Vegas	P	4	50	12.5	27	0	0	0
Nov 22	vs. Miami*	P	4	35	8.8	16	0	0	0
Nov 29	vs. New Orleans	P	0	0	—	—	0	0	0
Dec 6	at Kansas City	P	2	16	8.0	8	0	0	0
Dec 13	at Carolina*	P	2	86	43.0	49t	2	0	12
Dec 19	vs. Buffalo	P	1	4	4.0	4	0	0	0
Dec 27	at L.A. Chargers	S	0	0	—	—	0	0	0
PLACED ON INJURED RESERVE (CONCUSSION) ON JAN. 2									
Season Totals			13/4	30	381	12.7	49t	3	0 18



JONATHAN HARRIS

92

DEFENSIVE LINE

6-5 • 295 • 2nd Yr. • LINDENWOOD

BORN: Aug. 4, 1996, in Aurora, Ill.

HIGH SCHOOL: Waubonsie Valley, Aurora, Ill.

ACQUIRED: Waivers (Chicago), 2019

NFL YEAR: 2nd • **YEAR WITH BRONCOS:** 2nd

NFL GAMES PLAYED/STARTED: 5/0



HARRIS AT A GLANCE:

- A second-year defensive lineman who played in five games with Denver (3) and Chicago (2) in his initial NFL season in 2019.
- Missed the entire 2020 campaign after being placed on the reserve/non football injury list on Aug. 13.
- Totaled 183 tackles (88 solo), 22 sacks (127 yds.), one interception (7 yds.), two passes defended, four forced fumbles and two fumble recoveries during his four seasons at Lindenwood University from 2015-18.
- Claimed by the Broncos off waivers from Chicago on Oct. 23, 2019.

- Entered the NFL as a college free agent with Chicago after spending time on the Bears' practice squad.

CAREER TRANSACTIONS: Signed by Chicago as a college free agent 5/2/19; Waived by Chicago 8/31/19; Signed by Chicago (practice squad) 9/1/19; Signed by Chicago (active roster) 9/28/19; Waived by Chicago 10/22/19; Claimed off waivers by Denver 10/23/19.



2020: Harris missed the entire 2020 season after being placed on the reserve/non football injury list on Aug. 13.

2019: Harris, who entered the NFL with Chicago as a college free agent on May 2, played five games with Denver (3) and Chicago (2)... Finished the season with eight tackles (4 solo)... Claimed off waivers by Denver on Oct. 23... Was inactive in Games 8-13... Collected four tackles (2 solo) at K.C. (12/15)... Made three tackles (2 solo) vs. Det. (12/22)... Played vs. Oak. (12/29).

COLLEGE: Harris appeared in 43 games for Lindenwood and totaled 183 tackles, 22 sacks, four forced fumbles, one interception and one fumble recovery. He is one of four Lindenwood players (DeDe Dorsey, Brian Schaefering and Pierre Desir) to appear in an NFL regular-season game.

PERSONAL: Harris attended Waubonsie Valley High in Aurora, Ill., where he was recognized as an All-State performer as a senior and a two time all-conference and all-area selection... Was also an all-state discus thrower and all-sectional and all-conference thrower is discus and shot put... Jonathan Harris was born on Aug. 4, 1996 in Aurora, Ill.

HARRIS' REGULAR SEASON RECORD

Year	Club	G	S	UT	A	TT	S-Yds.	I-Yds.	PD	FF	FR	TD-Int.	TD-FR	S	Pts.
2019	Chi./Den.	5	0	4	4	8	0-0	0-0	0	0	0	0	0	0	0
2020	Denver														
RESERVE/NON FOOTBALL INJURY LIST															
CAREER TOTALS		5	0	4	4	8	0-0	0-0	0	0	0	0	0	0	0

JONATHAN HARRIS' CAREER GAME-BY-GAME

(Victories asterisked)

2019 CHI. (8-8) / DEN. (7-9)			TACKLES							
Date	Opponent	P/S	UT	A	TT	S-Yds.	I-Yds.	PD	FF	FR
Sep 29	vs. Minnesota*	P	0	1	1	0-0	0-0	0	0	0
Oct 6	at Oakland	P	0	0	0	0-0	0-0	0	0	0
Oct 20	vs. New Orleans									
INACTIVE										
CLAIMED OFF WAIVERS BY DENVER ON OCT. 23										
Games 8-13										
INACTIVE										
Dec 15	at Kansas City	P	2	2	4	0-0	0-0	0	0	0
Dec 22	vs. Detroit*	P	2	1	3	0-0	0-0	0	0	0
Dec 29	vs. Oakland*	P	0	0	0	0-0	0-0	0	0	0
Season Totals		5/0	4	4	8	0-0	0-0	0	0	0



SHELBY HARRIS

96

DEFENSIVE END

6-2 • 290 • 7TH YR. • ILLINOIS STATE

BORN: Aug. 11, 1991, in Milwaukee

HIGH SCHOOL: Homestead High School, Mequon, Wis.

ACQUIRED: Free Agent, 2017

NFL YEAR: 7th • **YEAR WITH BRONCOS:** 5th

NFL GAMES PLAYED/STARTED: 67/33



HARRIS AT A GLANCE:

- A seventh-year defensive lineman who has played 67 games (33 starts) with Oakland (2014-15) and Denver (2017-20) in addition to spending time on practice squads with the Raiders (2014-15) and Cowboys (2016).
- Recorded 168 tackles (103 solo), 16.5 sacks (103.5 yds.), one interception, 23 passes defended, two forced fumbles and two blocked kicks during his first six NFL seasons.
- Harris' 23 passes defended rank tied for second (Cameron Jordan, N.O.) for the most by a defensive lineman since 2017.
- Posted 32 tackles (20 solo), 2.5 sacks (16.0 yds.), seven passes defended and a forced fumble in 11 games played (all starts) in 2020.
- Ranked tied for first with J.J. Watt (Hou.) for the most passes defended (7) by a defensive lineman in 2020.

- Started all 16 games with Denver in 2019, setting personal bests in tackles (49), sacks (6), sack yards (33) and passes defended (9).
- Played all 16 games in 2018, totaling 39 tackles (23 solo), 1.5 sacks (12.5 yds.), one interception and four passes defended.
- In 2017, played all 16 games (6 starts) for the first time in his career and ranked second on the team with 5.5 sacks (33.0 yds.) while adding 34 tackles (22 solo) and three passes defended.
- Posted 14 tackles (10 solo) and one sack (9 yds.) in eight games with Oakland from 2014-15.
- Totaled 173 tackles (72 solo), 14 sacks, one interception, five passes defended, one forced fumble and four fumble recoveries during his three seasons at Illinois State University.
- Joined the Broncos as a free agent on Jan. 25, 2017.
- Selected by Oakland in the seventh round (235th overall) of the 2014 NFL Draft.

CAREER TRANSACTIONS: Signed by Oakland as a draft choice 5/20/14; Waived by Oakland 9/18/14; Signed by Oakland (practice squad) 9/20/14; Signed by Oakland (active roster) 12/24/14; Waived by Oakland 9/5/15; Signed by Oakland (practice squad) 9/8/15; Signed by Oakland (active roster) 10/24/15; Waived by Oakland 10/31/15; Signed by Oakland (practice squad) 11/3/15; Signed by Oakland (active roster) 11/19/15; Waived by Oakland 5/16/16; Signed by N.Y. Jets 6/1/16; Waived by N.Y. Jets 8/28/16; Signed by Dallas (practice squad) 12/22/16; Waived by Dallas 1/10/17; Signed by Denver 1/25/17; Re-signed by Denver 3/13/18; Re-signed by Denver 4/2/19; Re-signed by Denver 4/2/20; Re-signed by Denver 3/15/21.



2020: Harris started all 11 games played with Denver, totaling 32 tackles (20 solo), 2.5 sacks (16 yds.), seven passes defended and one forced fumble.... His seven passes defended ranked tied for first (J.J. Watt, Hou.) among all defensive linemen.... Missed five games, including four contests (Weeks 8-11) after being placed on the reserve/COVID-19 list.... Placed on injured reserve on Dec. 31 and missed the final game of the regular season with a knee injury.... Made four tackles (3 solo) and blocked a field goal attempt vs. Ten. (9/14).... Collected three solo tackles and a forced fumble (recovered by Denver) at Pit. (9/20).... Notched his fourth career multi-sack game and recorded a season-high two sacks (12 yds.) to go with four tackles (3 solo) and a pass defended vs. T.B. (9/27).... Tied career high with two passes defended at N.E. (10/18).... Tied his career high and garnered six tackles (3 solo) vs. LAC (11/1).... Had career-high-tying two passes defended at K.C. (12/6).... Tied career-high with two passes defended at LAC (12/27), and added four tackles (3 solo).

2019: Harris started all 16 games, setting personal bests in tackles (49), sacks (6) and passes defended (9).... Led all true NFL defensive linemen with nine passes defended and was one of only five players to tally at least six sacks and seven passes defended.... Started at Oak. (9/9), recording four tackles (1 solo).... Recorded three tackles (2 solo), one sack (1 yd.) and one pass defended vs. Ten. (10/13).... Notched five solo tackles, one forced fumble and a career-high three sacks for 19 yards at Min. (11/17).... Made four tackles (2 solo) and recorded two sacks (13 yds.) at K.C. (12/15).... Collected two tackles and one batted ball on a potential game-winning two-point conversion try to secure the win vs. Oak. (12/29).

2018: Harris played all 16 games with Denver, totaling 39 tackles (23 solo), 1.5 sacks (12.5 yds.), one interception and four passes defended.... Notched four tackles (3 solo) and one pass defended at Ari. (10/18).... Sealed Denver's victory vs. Pit. (11/25) with an interception in the end zone with just over one minute remaining.... Notched 1.5 sacks (12.5 yds.) at Cin. (12/2).... Had five tackles (1 solo) vs. LAC (12/30).

2017: Harris played all 16 games (6 starts) for the first time in his career and ranked second on the Broncos with 5.5 sacks (33 yds.).... Added 34 tackles (22 solo), three passes defended and one blocked field goal.... Made his first career start and blocked a potential game-tying field goal with :05 seconds remaining vs. LAC (9/11).... Made two tackles (1 solo) and sacked Tyrod Taylor for five yards at Buf. (9/24).... Sacked Derek Carr for four yards vs. Oak. (10/1).... Tallied three tackles (1 solo) and a half sack (2 yds.) at Oak. (11/26).... Sacked Jay Cutler (6 yds.) and made four tackles (3 solo) at Mia. (12/3).... Sacked Patrick Mahomes (8 yds.) and added two solo tackles vs. K.C. (12/31).

2016: Harris competed in training camp with the N.Y. Jets and spent three weeks competing on Dallas' practice squad.

2015: Harris played seven games with Oakland in addition to competing on the club's practice squad.... Recorded 12 tackles (9 solo) and one sack (9 yds.).... Made his season-debut at S.D. (10/25).... Posted five solo tackles vs. G.B. (12/20).... Notched his first career sack (9 yds.) at K.C. (1/3).

2014: Selected by Oakland in the seventh round (235th overall) of the 2014 NFL Draft, Harris appeared in one contest with the Raiders after spending the first 16 weeks of the season on the team's practice squad.... Made his NFL debut in the season finale at Den. (12/28) and made two tackles (1 solo).

COLLEGE: Harris played three years at Illinois State University after transferring from the University of Wisconsin following his freshman season.... Saw action in 33 games (27 starts).... Totaled 173 tackles (72 solo), 14 sacks, one forced fumble, four fumble recoveries, one interception and five passes defended.... Started all 13 games as a senior, earning first-team All-Missouri Valley Football Conference honors after posting 85 tackles (30 solo), seven sacks (38 yds.), one interception, three passes defended, one forced fumble and three fumble recoveries.

PERSONAL: Harris attended Homestead High School in Mequon, Wis., where he was a *Milwaukee Journal Sentinel* Area Player of the Year as a senior.... Finished his senior season with 87 tackles, seven sacks, two forced fumbles and one fumble recovery.... Shelby Harris was born on Aug. 11, 1991 in Milwaukee.

HARRIS' REGULAR SEASON RECORD

Year	Club	G	S	UT	A	TT	S-Yds.	I-Yds.	PD	FF	FR	TD-Int.	TD-FR	S	Pts.
2014	Oakland	1	0	1	1	2	0-0	0-0	0	0	0	0	0	0	0
2015	Oakland	7	0	9	3	12	1-9	0-0	0	0	0	0	0	0	0
2016	NYJ/Dal.						PRACTICE SQUAD								
2017	Denver	16	6	22	12	34	5.5-33	0-0	3	0	0	0	0	0	0
2018	Denver	16	0	23	16	39	1.5-12.5	1-0	4	0	0	0	0	0	0
2019	Denver	16	16	28	21	49	6-33	0-0	9	1	0	0	0	0	0
2020	Denver	11	11	20	12	32	2.5-16	0-0	7	1	0	0	0	0	0
CAREER TOTALS		67	33	103	65	168	16.5-103.5	1-0	23	2	0	0	0	0	0

ADDITIONAL STATISTICS: Blocked a field goal vs. LAC, 9/11/17 and vs. Ten. 9/14/20

HARRIS' SINGLE-GAME HIGHS

(Postseason in parentheses)

Tackles — 6, twice, last vs. L.A. Chargers, 11/1/20 (none). **Sacks** — 3 at Minnesota, 11/17/19 (none). **Sack yards** — 19 at Minnesota, 11/17/19 (none). **Interceptions** — 1 vs. Pittsburgh, 11/25/18 (none). **Pass defended** — 2, 5x, last at L.A. Chargers, 12/27/20 (none).

SHELBY HARRIS' CAREER GAME-BY-GAME

(Victories asterisked)

2014 OAKLAND (3-13)			TACKLES							
Date	Opponent	P/S	UT	A	TT	S-Yds.	I-Yds.	PD	FF	FR
Games 1-15			PRACTICE SQUAD (OAK.)							
Dec 28	at Denver	P	1	1	2	0-0	0-0	0	0	0
Regular Season Totals		1/0	1	1	2	0-0	0-0	0	0	0
2015 OAKLAND (7-9)			TACKLES							
Date	Opponent	P/S	UT	A	TT	S-Yds.	I-Yds.	PD	FF	FR
Games 1-6			PRACTICE SQUAD (OAK.)							
Oct 25	at San Diego*	P	2	1	3	0-0	0-0	0	0	0
WAIVED BY OAKLAND ON OCT. 31 / SIGNED BY OAKLAND (PRACTICE SQUAD) NOV. 3										
SIGNED BY OAKLAND ON NOV. 19										
Nov 22	at Detroit	P	0	0	0	0-0	0-0	0	0	0
Nov 29	at Tennessee*	P	0	0	0	0-0	0-0	0	0	0
Dec 6	vs. Kansas City	P	1	0	1	0-0	0-0	0	0	0
Dec 13	at Denver*		INACTIVE							
Dec 20	vs. Green Bay	P	5	0	5	0-0	0-0	0	0	0
Dec 24	vs. San Diego*	P	0	0	0	0-0	0-0	0	0	0
Jan 3	at Kansas City	P	2	1	3	1-9	0-0	0	0	0
Regular Season Totals		16/0	9	5	14	1-9	0-0	0	1	0
2017 DENVER (5-11)			TACKLES							
Date	Opponent	P/S	UT	A	TT	S-Yds.	I-Yds.	PD	FF	FR
Sep 11	vs. LA Chargers*	S	0	2	2	0-0	0-0	0	0	0
Sep 17	vs. Dallas*	P	0	1	1	0-0	0-0	0	0	0
Sep 24	at Buffalo	P	1	1	2	1-5	0-0	0	0	0
Oct 1	vs. Oakland*	P	1	0	1	1-4	0-0	0	0	0
Oct 15	vs. New York Giants	P	2	1	3	0-0	0-0	1	0	0
Oct 22	at LA Chargers	P	2	0	2	0-0	0-0	0	0	0
Oct 30	at Kansas City	P	3	0	3	0-0	0-0	0	0	0
Nov 5	at Philadelphia	P	3	0	3	0-0	0-0	1	0	0
Nov 12	vs. New England	P	1	1	2	0-0	0-0	0	0	0
Nov 19	vs. Cincinnati	P	1	0	1	0-0	0-0	0	0	0
Nov 26	at Oakland	P	1	2	3	0.5-2	0-0	0	0	0
Dec 3	at Miami	S	3	1	4	1-6	0-0	0	0	0
Dec 10	vs. New York Jets*	S	1	1	2	1-8	0-0	1	0	0
Dec 14	at Indianapolis*	S	0	2	2	0-0	0-0	0	0	0
Dec 24	at Washington	S	1	0	1	0-0	0-0	0	0	0
Dec 31	vs. Kansas City	S	2	0	2	1-8	0-0	0	0	0
Season Totals		16/6	22	12	34	5.5-33	0-0	3	0	0
2018 DENVER (6-10)			TACKLES							
Date	Opponent	P/S	UT	A	TT	S-Yds.	I-Yds.	PD	FF	FR
Sep 9	vs. Seattle*	P	1	0	1	0-0	0-0	0	0	0
Sep 16	vs. Oakland*	P	0	1	1	0-0	0-0	0	0	0
Sep 23	at Baltimore	P	1	1	2	0-0	0-0	0	0	0
Oct 1	vs. Kansas City	P	2	1	3	0-0	0-0	0	0	0
Oct 7	at New York Jets	P	1	1	2	0-0	0-0	0	0	0
Oct 14	vs. L.A. Rams	P	1	1	2	0-0	0-0	0	0	0
Oct 18	at Arizona*	P	3	1	4	0-0	0-0	1	0	0
Oct 28	at Kansas City	P	1	1	2	0-0	0-0	0	0	0
Nov 4	vs. Houston	P	2	0	2	0-0	0-0	0	0	0
Nov 18	at L.A. Chargers*	P	3	0	3	0-0	0-0	0	0	0
Nov 25	vs. Pittsburgh*	P	0	2	2	0-0	1-0	1	0	0
Dec 2	at Cincinnati*	P	1	1	2	1.5-12.5	0-0	0	0	0
Dec 9	at San Francisco	P	3	1	4	0-0	0-0	2	0	0
Dec 15	vs. Cleveland	P	2	0	2	0-0	0-0	0	0	0
Dec 24	at Oakland	P	1	1	2	0-0	0-0	0	0	0
Dec 30	vs. L.A. Chargers	P	1	4	5	0-0	0-0	0	0	0
Season Totals		16/0	23	16	39	1.5-12.5	1-0	4	0	0

2019 DENVER (7-9)			TACKLES								
Date	Opponent	P/S	UT	A	TT	S-Yds.	I-Yds.	PD	FF	FR	
Sep 9	at Oakland	S	1	3	4	0-0	0-0	0	0	0	
Sep 15	vs. Chicago	S	2	3	5	0-0	0-0	0	0	0	
Sep 22	at Green Bay	S	4	0	4	0-0	0-0	0	0	0	
Sep 29	vs. Jacksonville	S	2	4	6	0-0	0-0	0	0	0	
Oct 6	at L.A. Chargers*	S	1	0	1	0-0	0-0	2	0	0	
Oct 13	vs. Tennessee*	S	2	1	3	1-1	0-0	1	0	0	
Oct 17	vs. Kansas City	S	1	0	1	0-0	0-0	2	0	0	
Oct 27	at Indianapolis	S	3	1	4	0-0	0-0	1	0	0	
Nov 3	vs. Cleveland*	S	2	1	3	0-0	0-0	1	0	0	
Nov 17	at Minnesota	S	5	0	5	3-19	0-0	1	1	0	
Nov 24	at Buffalo	S	2	0	2	0-0	0-0	0	0	0	
Dec 1	vs. L.A. Chargers*	S	1	2	3	0-0	0-0	0	0	0	
Dec 8	at Houston*	S	0	1	1	0-0	0-0	1	0	0	
Dec 15	at Kansas City	S	2	2	4	2-13	0-0	0	0	0	
Dec 22	vs. Detroit*	S	0	1	1	0-0	0-0	1	0	0	
Dec 29	vs. Oakland*	S	0	2	2	0-0	0-0	1	0	0	
Season Totals			16/16	28	21	49	6-33	0-0	9	1	0

2020 DENVER (5-11)			TACKLES							
Date	Opponent	P/S	UT	A	TT	S-Yds.	I-Yds.	PD	FF	FR
Sep 14	vs. Tennessee	S	3	1	4	0-0	0-0	0	0	0
Sep 20	at Pittsburgh	S	3	0	3	0-0	0-0	0	1	0
Sep 27	vs. Tampa Bay	S	3	1	4	2-12	0-0	1	0	0
Oct 1	at N.Y. Jets*	S	0	2	2	0.5-4	0-0	0	0	0
Oct 18	at New England*	S	2	1	3	0-0	0-0	2	0	0
Oct 25	vs. Kansas City	S	1	0	1	0-0	0-0	0	0	0
Nov 1	vs. L.A. Chargers*	S	3	3	6	0-0	0-0	0	0	0
Games 8-11 RESERVE/COVID-19										
Dec 6	at Kansas City	S	2	0	2	0-0	0-0	2	0	0
Dec 13	at Carolina*	S	1	0	1	0-0	0-0	0	0	0
Dec 19	vs. Buffalo	S	1	1	2	0-0	0-0	0	0	0
Dec 27	at L.A. Chargers	S	1	3	4	0-0	0-0	2	0	0
PLACED ON INJURED RESERVE (KNEE) ON DEC. 31										
Season Totals		11/11	20	12	32	2.5-16	0-0	7	1	0



KENDALL HINTON

9

WIDE RECEIVER

6-0 • 195 • 2ND YR. • WAKE FOREST

BORN: Feb. 19, 1997, in Durham, N.C.

HIGH SCHOOL: Southern Durham High School, Durham, N.C.

ACQUIRED: Free Agent, 2020

NFL YEAR: 2nd • **YEAR WITH BRONCOS:** 2nd

NFL GAMES PLAYED/STARTED: 1/0



HINTON AT A GLANCE:

- A second-year wide receiver who appeared in one regular-season contest with the Broncos in 2020 after spending the majority of the season on the team's practice squad.
- Completed one pass (13 yds.) and had two rushes for seven yards (3.5 avg.) during his rookie season.
- Saw action in 34 games (16 starts - 11 at WR; 5 at QB) in five seasons at Wake Forest University (2015-19) as a quarterback and wide receiver.
- Began his collegiate career at quarterback, completing 133-of-253 passes (52.6%) for 1,504 yards with eight touchdowns and seven interceptions (107.4 rtg.) from 2015-18.
- Transitioned to wide receiver full time in 2019, recording 73 receptions for 1,001 yards (13.7 avg.) with four touchdowns.
- Totaled 79 receptions for 1,062 yards (13.4 avg.) with four touchdowns and rushed for 881 yards with 12 scores on the ground during his collegiate career.
- Attended Southern Durham (N.C.) High School, where he was named 3-A Big Eight Conference Player of the Year at quarterback during his junior and senior seasons.
- Signed by the Broncos as a college free agent on April 26, 2020.

CAREER TRANSACTIONS: Signed by Denver as a college free agent 4/26/20; Waived by Denver 9/5/20; Signed by Denver (practice squad) 11/4/20; Signed by Denver (active roster) 11/29/20; Signed by Denver (practice squad) 11/30/20; Signed by Denver 1/4/21.

2020: Hinton, who was originally signed by the Broncos as a college free-agent on April 26, 2020, appeared in one regular-season contest after competing with the team in training camp and being signed to the club's practice squad on Nov. 4... Completed one pass (13 yds.) and had two rushes for seven yards (3.5 avg.) vs. N.O. (11/29).

COLLEGE: Hinton appeared in 34 games (16 starts) in five seasons at Wake Forest University (2015-19)... Began his collegiate career as a quarterback before transitioning to wide receiver full time in 2019... Completed 133-of-253 passes (52.6%) for 1,504 yards with eight touchdowns and seven interceptions (107.4 rtg.) as a quarterback from 2015-18... Caught 79 passes for 1,062 yards with four touchdowns and rushed for 881 yards with 12 scores on the ground during his collegiate career... Started all 11 games played at wide receiver as a redshirt senior and led the team in receptions (73) and receiving yards (1,001) while adding four touchdowns... Added 12 punt returns for 91 yards (7.6 avg.) and seven kick returns for 142 yards (20.3 avg.) as a redshirt senior in 2019.

PERSONAL: Hinton attended Durham Southern High School in Durham, N.C.... Named 3-A Big Eight Conference Player of the Year at quarterback during his junior and senior campaigns... Kendall Hinton was born on Feb. 19, 1997 in Durham, N.C.

HINTON'S REGULAR SEASON RECORD

Year	Club	RECEIVING							SCORING					
		G	S	No.	Yds.	Avg.	LG	TD	TD	TDr	TDp	TDrt	2pt	Pts.
2020	Denver	0	0	0	0	—	—	0	0	0	0	0	0	0
CAREER TOTALS		0	0	0	0	—	—	0	0	0	0	0	0	0

KENDALL HINTON'S CAREER GAME-BY-GAME

(Victories asterisked)

2020 DENVER (5-11)		RECEIVING							SCORING	
Date	Opponent	P/S	No.	Yds.	Avg.	LG	TD		2pt	Pts.
SIGNED BY DENVER TO PRACTICE SQUAD ON NOV. 4										
PRACTICE SQUAD										
Games 8-10										
Nov 29	vs. New Orleans	P	0	0	—	—	0		0	0
Games 12-16										
PRACTICE SQUAD										
Season Totals		1/0	0	0	—	—	0		0	0

ADDITIONAL STATISTICS: Completed one pass for 13 yards vs. N.O. (11/29). Rushes — 2020 (2 for 7 yds, 3.5 avg., 5 LG), TOTAL (2 for 7 yds, 3.5 avg., 5 LG).



KAREEM JACKSON

22

SAFETY



5-10 • 183 • 12TH YR. • ALABAMA

BORN: April 10, 1988, in Macon, Ga.

HIGH SCHOOL: Westside High School, Macon, Ga.

ACQUIRED: Unrestricted Free Agent (Houston), 2019

NFL YEAR: 12th • YEAR WITH BRONCOS: 3rd

NFL GAMES PLAYED/STARTED: 161/153 • POSTSEASON GP/GS: 8/8

JACKSON AT A GLANCE:

- An 12th-year defensive back who has started 153-of-161 regular-season games and eight postseason contests during his NFL career with Houston (2010-18) and Denver (2019-20).
- Totaled 716 tackles (580 solo), two sacks (17 yds.), 19 interceptions (377 yds., 3 TDs), 102 passes defended, six forced fumbles and five fumble recoveries during his career.
- One of two active defensive backs (Malcolm Jenkins, N.O.) with career totals of at least 700 tackles, 15 INTs and 100 passes defended.
- Started all 16 games with the Broncos in 2020, finishing the year with a career-high 89 tackles (67 solo), one interception (13 yds.), four passes defended and two fumble recoveries while playing a career-best 1,083 defensive snaps.
- Started all 13 games played during his first year with Denver in 2019, totaling 71 tackles (48 solo), two interceptions (28 yds.), 10 passes defended, one forced fumble and a fumble returned for a touchdown.
- Chosen as the AFC Defensive Player of the Week (Week 14, at Hou., 12/8/19) after recording 11 tackles (6 solo), one interception (4 yds.), three passes defended and a fumble returned 70 yards for a touchdown against his former team.
- Recorded 589 tackles (489 solo), two sacks (17 yds.), 16 interceptions (336 yds.), three

interceptions returned for a touchdown, 88 passes defended, five forced fumbles and three fumble recoveries during his nine years in Houston.

- Added 33 tackles (24 solo) and four passes defended in eight postseason games with the Texans.
- Finished his Texans career ranked second in franchise history in interceptions (16) and passes defended (88).
- Started all 16 games (12 at CB; 4 at S) for the Texans in 2018, tying for third in the NFL with a career-high-tying 17 passes defended in addition to posting 87 tackles (70 solo).
- Opened 40-of-41 games played at the University of Alabama, registering 159 tackles (106 solo), five interceptions (164 yds.), 34 passes defended, one fumble recovery and one forced fumble.
- Joined the Broncos as an unrestricted free agent (Houston) on March 13, 2019.
- Selected by Houston in the first round (20th overall) of the 2010 NFL Draft.

CAREER TRANSACTIONS: Signed by Houston as a draft choice 7/30/10; Signed by Denver as an unrestricted free agent 3/13/19; Signed by Denver 3/23/21.



2020: Jackson concluded his second season with the Broncos totaling a career-high 89 tackles (67 solo), one interception (13 yds.), four passes defended and two fumble recoveries... Played a career-high 1,083 defensive snaps... Posted six tackles (5 solo) and a pass defended in the season opener vs. Ten. (9/14)... Made four tackles (3 solo) and recovered a fumble at Pit. (9/20)... Totaled six tackles in three consecutive games (vs. T.B., 9/27; at NYJ, 10/1; at N.E., 10/18)... Registered his first double-digit tackle game of the season (fifth of his career) and notched a career-high 12 defensive stops (8 solo) vs. LAC (11/1)... Posted 10 tackles (8 solo) and one pass defended at K.C. (12/6) for his second double-digit tackle game of the season and the sixth of his career... Tied for the team lead in tackles and had seven solo tackles at Car. (12/13)... Notched nine tackles (7 solo) vs. Buf. (12/19)... Tallied his first interception of the season (13 yds.) and the 19th of his career, posted his second fumble recovery of the season (fifth of his career) and had one pass defended in the season finale vs. LV (1/3).

2019: Jackson started all 13 games played with Denver, totaling 71 tackles (48 solo), two interceptions (28 yds.), 10 passes defended, one forced fumble and one fumble returned for a touchdown... Registered seven tackles (5 solo) and two passes defended at Oak. (9/9)... Tallied 10 tackles (8 solo) and one forced fumble at the goal line at LAC (10/6)... Recorded one interception (24 yds.) and one solo tackle vs. Ten. (10/13)... Totaled six tackles (5 solo) at Ind. (10/27)... Totaled seven tackles (4 solo) at Buf. (11/24)... Notched six tackles (5 solo) vs. LAC (12/1)... Chosen as the AFC Defensive Player of the Week after recording 11 tackles (6 solo), one interception (4 yds.), three passes defended and a fumble returned for 70 yards and a touchdown at Hou. (12/8)... Was placed on the reserve/suspended list on Dec. 17 and missed the final two games of the season.

2018: Jackson started all 16 games for Houston for the second time in his career, finishing with 87 tackles (70 solo) and a career-high-tying 17 passes defended... Helped the Texans to an AFC South Division title and an 11-5 record... Added one sack (13 yds.), two forced fumbles and one fumble recovery on the season... Opened 12 games at cornerback and four games at safety... Recorded a team-high eight solo tackles and a career-best two forced fumbles at N.E. (9/9)... Finished with a team-high nine total tackles (7 solo) vs. Mia. (10/25)... Tied for the team lead with nine total tackles (eight solo), and had one sack (13 yds.) and one pass defended at Was. (11/18)... Finished with 11 total tackles (nine solo) and two passes defended vs. Ind. (12/9)... Contributed four tackles (3 solo) in Houston's AFC Wild Card Game vs. Ind. (1/5).

2017: Jackson played all 16 games (14 starts) for Houston, tallying 73 tackles (54 solo), 10 passes defended, one forced fumble, one interception (2 yds.) and one sack (4 yds.)... Ranked fifth among NFL cornerbacks in total tackles and was tied for fifth in tackles for loss (4)... Had nine games with five or more tackles, which tied for the third-most among all cornerbacks... Led the team with seven tackles, recorded his first career sack (4 yds.) and had one forced fumble at Cin. (9/14)... Made his 100th career start vs. Ind. (11/5).

2016: Jackson started 13-of-14 regular-season games played and two postseason contests as Houston won their second consecutive AFC South title... Totaled 62 tackles (51 solo), one interception (42 yds., TD) and four passes defended... Contributed eight tackles (4 solo) in two postseason games... Intercepted Blake Bortles and returned it 42 yards for his third career touchdown at Jac. (11/13)... Made four tackles (1 solo) in Houston's AFC Wild Card victory vs. Oak. (1/7)... Notched four tackles (3 solo) in Houston's AFC Divisional Playoff Game at N.E. (1/14).

2015: Jackson appeared in 12 games (10 starts) while opening one postseason game as Houston won it's first AFC South title in three seasons... Posted 58 tackles (52 solo), two interceptions (77 yds., 1 TD), six passes defended, one forced fumble and one fumble recovery... Missed Games 7-11 with an ankle injury... Intercepted Drew Brees and returned it 50 yards vs. N.O. (11/29)... Forced a fumble that led to a touchdown at Ten. (12/27)... Returned an interception 27 yards for his second career touchdown vs. Jac. (1/3)... Registered a postseason-best seven tackles (6 solo) and added a pass defended in Houston's AFC Wild Card Game vs. K.C. (1/9).

2014: Jackson started all 13 games played and ended the season with 57 tackles (48 solo), three interceptions (97 yds.) and nine passes defended... Intercepted a pass and returned it for a career-long 65 yards at Oak. (9/14)... Posted nine tackles at Dal. (10/5)... Picked off Joe Flacco twice (32 yds.) for his first career multi-interception game vs. Bal. (12/21).

2013: Jackson started all 14 games played, notching 56 tackles (51 solo), nine passes defended and one

fumble recovery... Made five or more tackles in four games while posting multiple passes defended vs. Ten. (9/15) and vs. Den. (12/22).

2012: Jackson played all 16 games (15 starts) and opened both postseason contests as Houston captured the AFC South crown for the second consecutive season... Tallied career highs in interceptions (4) and passes defended (17)... Added 53 tackles (47 solo) while notching multiple passes defended in six games... Produced six tackles (4 solo) and two passes defended in two postseason contests... Picked off Ryan Tannehill and made five tackles (4 solo) vs. Mia. (9/9)... Registered his first career pick-six (63 yds.) vs. Ten. (9/30)... Sealed a Texans victory with a fourth-quarter interception vs. NYJ (10/8)... Posted two solo tackles and two passes defended in Houston's AFC Wild Card victory vs. Cin. (1/5)... Made four total tackles (two solo) in Houston's AFC Divisional Playoff Game at N.E. (1/13).

2011: Jackson started 13-of-15 regular-season games played and two postseason contests as the Texans won the AFC South Division and made the playoffs for the first time in franchise history... Finished the season with 40 tackles (35 solo), one interception, six passes defended and one forced fumble... Contributed eight tackles (7 solo) and one pass defended in two postseason games... Tied for the team lead with eight tackles (7 solo) at N.O. (9/25)... Made four tackles (3 solo) in his postseason debut in the Texans' AFC Wild Card Game vs. Cin. (1/7)... Registered four solo tackles and one pass defended in Houston's AFC Divisional Playoff Game at Bal. (1/15).

2010: Selected by Houston in the first round (20th overall) of the 2010 NFL Draft, Jackson started all 16 games as a rookie... Ended his initial NFL campaign with 70 tackles (57 solo), two interceptions (23 yds.) and 10 passes defended... Recorded his first career interception (23 yds.) vs. NYG (10/10)... Picked off Philip Rivers and made six tackles (5 solo) vs. S.D. (11/7)... Forced his first career fumble at Den. (12/26).

COLLEGE: Jackson opened 40-of-41 games played at the University of Alabama (2006-09), registering 159 tackles (106 solo), five interceptions (164 yds.), 34 passes defended, one fumble recovery and one forced fumble... Added a pair of blocked kicks... Started all 14 games on Alabama's 2009 BCS Championship team, contributing 49 tackles, one interception and 14 passes defended.

PERSONAL: Jackson attended Westside High School in Macon, Ga., and compiled 1,436 rushing yards with 20 touchdowns and nine receptions for 256 yards with two scores as a senior.. Concluded a three-year varsity career with 3,447 rushing yards and 46 touchdowns... Kareem Jackson was born on April 10, 1988 in Macon, Ga.

JACKSON'S REGULAR SEASON RECORD

Year	Club	G	S	UT	A	TT	S-Yds.	I-Yds.	PD	FF	FR	TD-Int.	TD-FR	S	Pts.
2010	Houston	16	16	57	13	70	0-0	2-23	10	0	0	0	0	0	0
2011	Houston	15	13	35	5	40	0-0	1-0	6	1	0	0	0	0	0
2012	Houston	16	15	47	6	53	0-0	4-71	17	0	0	1	0	0	6
2013	Houston	14	14	51	5	56	0-0	0-0	9	0	1	0	0	0	0
2014	Houston	13	13	48	9	57	0-0	3-97	9	0	0	0	0	0	0
2015	Houston	12	10	52	6	58	0-0	2-77	6	1	1	1	0	0	6
2016	Houston	14	13	51	11	62	0-0	1-42	4	0	0	1	0	0	6
2017	Houston	16	14	54	19	73	1-4	1-2	10	1	0	0	0	0	0
2018	Houston	16	16	70	17	87	1-13	2-24	17	2	1	0	0	0	0
2019	Denver	13	13	48	23	71	0-0	2-28	10	1	0	0	1	0	6
2020	Denver	16	16	67	22	89	0-0	1-13	4	0	2	0	0	0	0
CAREER TOTALS		161	153	580	136	716	2-17	19-377	102	6	5	3	1	0	24

ADDITIONAL STATISTICS: Special-teams tackles — 2011 (2), TOTAL (2).

JACKSON'S POSTSEASON RECORD

Year	Club	G	S	UT	A	TT	S-Yds.	I-Yds.	PD	FF	FR	TD-Int.	TD-FR	S	Pts.
2011	Houston	2	2	7	1	8	0-0	0-0	1	0	0	0	0	0	0
2012	Houston	2	2	4	2	6	0-0	0-0	2	0	0	0	0	0	0
2015	Houston	1	1	6	1	7	0-0	0-0	1	0	0	0	0	0	0
2016	Houston	2	2	4	4	8	0-0	0-0	0	0	0	0	0	0	0
2018	Houston	1	1	3	1	4	0-0	0-0	0	0	0	0	0	0	0
CAREER TOTALS		8	8	24	9	33	0-0	0-0	4	0	0	0	0	0	0

JACKSON'S SINGLE-GAME HIGHS

(Postseason in parentheses)

Tackles — 12, vs. L.A. Chargers, 11/1/20 (7, vs. Kansas City, 1/9/16). **Interceptions** — 2, vs. Baltimore, 12/21/14 (none). **Interception return yards** — 65, at Oakland, 9/14/14 (none). **Passes defended** — 3, twice, last vs. Jacksonville, 12/30/18 (2, vs. Cincinnati, 1/5/13). **Sacks** — 1, twice, last at Washington, 11/18/18 (none). **Sack yards** — 13, at Washington, 11/18/18 (none). **Forced fumbles** — 2, at New England, 9/9/18 (none). **Fumble recoveries** — 1, 5x, last vs. Las Vegas, 1/3/21 (none).

JACKSON'S INTERCEPTIONS BY QUARTERBACK (19)

Quarterback	Interceptions	Quarterback	Interceptions
Joe Flacco	2	Mark Sanchez	1
Blake Bortles	2	Matt Hasselbeck	1
Derek Carr	2	Deshaun Watson	1
Ryan Tannehill	2	Jay Cutler	1
Eli Manning	1	Nathan Peterman	1
Philip Rivers	1	Drew Brees	1
Matt Ryan	1	Jimmy Garoppolo	1
Dak Prescott	1		

KAREEM JACKSON'S CAREER GAME-BY-GAME

(Victories asterisked)

2010 HOUSTON (6-10)			TACKLES								
Date	Opponent	P/S	UT	A	TT	S-Yds.	I-Yds	PD	FF	FR	
Sep 12	vs. Indianapolis*	S	4	0	4	0-0	0-0	1	0	0	
Sep 19	at Washington*	S	4	2	6	0-0	0-0	1	0	0	
Sep 26	vs. Dallas	S	3	3	6	0-0	0-0	1	0	0	
Oct 3	at Oakland*	S	3	1	4	0-0	0-0	1	0	0	
Oct 10	vs. N.Y. Giants	S	5	0	5	0-0	1-23	1	0	0	
Oct 17	vs. Kansas City*	S	3	4	7	0-0	0-0	0	0	0	
Nov 1	at Indianapolis	S	5	1	6	0-0	0-0	1	0	0	
Nov 7	vs. San Diego	S	5	1	6	0-0	1-0	1	0	0	
Nov 14	at Jacksonville	S	2	0	2	0-0	0-0	0	0	0	
Nov 21	at N.Y. Jets	S	3	0	3	0-0	0-0	1	0	0	
Nov 28	vs. Tennessee*	S	3	0	3	0-0	0-0	1	0	0	
Dec 2	at Philadelphia	S	2	0	2	0-0	0-0	0	0	0	
Dec 13	vs. Baltimore	S	6	1	7	0-0	0-0	0	0	0	
Dec 19	at Tennessee	S	4	0	4	0-0	0-0	1	0	0	
Dec 26	at Denver	S	0	0	0	0-0	0-0	0	0	0	
Jan 2	vs. Jacksonville*	S	5	0	5	0-0	0-0	0	0	0	
Regular Season Totals			16/16	57	13	70	0-0	2-23	10	0	0

2011 HOUSTON (10-6)			TACKLES							
Date	Opponent	P/S	UT	A	TT	S-Yds.	I-Yds	PD	FF	FR
Sep 11	vs. Indianapolis*	S	1	0	1	0-0	0-0	0	0	0
Sep 18	at Miami*	P	3	1	4	0-0	0-0	0	1	0
Sep 25	at New Orleans	S	7	1	8	0-0	0-0	0	0	0
Oct 2	vs. Pittsburgh*			INACTIVE						
Oct 9	vs. Oakland	P	0	0	0	0-0	0-0	0	0	0
Oct 16	at Baltimore	S	4	0	4	0-0	0-0	0	0	0
Oct 23	at Tennessee*	S	2	0	2	0-0	0-0	0	0	0
Oct 30	vs. Jacksonville*	S	0	0	0	0-0	0-0	1	0	0
Nov 6	vs. Cleveland*	S	5	0	5	0-0	0-0	2	0	0
Nov 13	at Tampa Bay*	S	0	1	1	0-0	0-0	0	0	0
Nov 27	at Jacksonville*	S	1	1	2	0-0	0-0	0	0	0
Dec 4	vs. Atlanta*	S	3	0	3	0-0	1-0	2	0	0
Dec 11	at Cincinnati*	S	2	0	2	0-0	0-0	0	0	0
Dec 18	vs. Carolina	S	0	1	1	0-0	0-0	0	0	0
Dec 22	at Indianapolis	S	2	0	2	0-0	0-0	1	0	0
Jan 1	vs. Tennessee	S	5	0	5	0-0	0-0	0	0	0
Regular Season Totals		15/13	35	5	40	0-0	1-0	6	1	0
Jan 7	vs. Cincinnati*§	S	3	1	4	0-0	0-0	1	0	0
Jan 15	at Baltimore†	S	4	0	4	0-0	0-0	0	0	0
Postseason Totals		2/2	7	1	8	0-0	0-0	1	0	0

§AFC Wild Card Game; †AFC Divisional Playoff Game

2012 HOUSTON (12-4)			TACKLES							
Date	Opponent	P/S	UT	A	TT	S-Yds.	I-Yds	PD	FF	FR
Sep 9	vs. Miami*	S	4	1	5	0-0	1-3	2	0	0
Sep 16	at Jacksonville*	P	0	0	0	0-0	0-0	0	0	0
Sep 23	at Denver*	S	7	1	8	0-0	0-0	1	0	0
Sept 30	vs. Tennessee*	S	2	0	2	0-0	1-63	2	0	0
Oct 8	at N.Y. Jets*	S	1	0	1	0-0	1-4	1	0	0
Oct 14	vs. Green Bay	S	2	0	2	0-0	0-0	0	0	0
Oct 21	vs. Baltimore*	S	3	0	3	0-0	0-0	0	0	0
Nov 4	vs. Buffalo*	S	2	0	2	0-0	0-0	0	0	0
Nov 11	at Chicago*	S	3	0	3	0-0	1-1	2	0	0
Nov 18	vs. Jacksonville*	S	5	0	5	0-0	0-0	2	0	0
Nov 22	at Detroit*	S	2	0	2	0-0	0-0	1	0	0
Dec 2	at Tennessee*	S	2	0	2	0-0	0-0	2	0	0
Dec 10	at New England	S	1	1	2	0-0	0-0	0	0	0
Dec 16	vs. Indianapolis*	S	4	0	4	0-0	0-0	1	0	0
Dec 23	vs. Minnesota	S	3	1	4	0-0	0-0	2	0	0
Dec 30	at Indianapolis	S	6	2	8	0-0	0-0	1	0	0
Regular Season Totals		16/15	47	6	53	0-0	4-71	17	0	0
Jan 5	vs. Cincinnati*§	S	2	0	2	0-0	0-0	2	0	0
Jan 13	at New England†	S	2	2	4	0-0	0-0	0	0	0
Postseason Totals		2/2	4	2	6	0-0	0-0	2	0	0

§AFC Wild Card Game; †AFC Divisional Playoff Game

2013 HOUSTON (2-14)			TACKLES								
Date	Opponent	P/S	UT	A	TT	S-Yds.	I-Yds	PD	FF	FR	
Sep 9	vs. San Diego*	S	3	0	3	0-0	0-0	0	0	0	
Sep 15	vs. Tennessee*	S	6	0	6	0-0	0-0	0	0	2	
Sep 22	at Baltimore	S	3	1	4	0-0	0-0	0	0	1	
Sep 29	vs. Seattle	S	4	0	4	0-0	0-0	0	0	0	
Oct 6	at San Francisco	S	2	1	3	0-0	0-0	0	0	1	
Oct 13	vs. St. Louis	S	2	0	2	0-0	0-0	0	0	0	
Oct 20	at Kansas City	S	6	0	6	0-0	0-0	0	1	1	
Nov 3	vs. Indianapolis	S	3	0	3	0-0	0-0	0	0	0	
Nov 10	at Arizona	S	4	0	4	0-0	0-0	0	0	0	
Nov 17	vs. Oakland			INACTIVE							
Nov 24	vs. Jacksonville			INACTIVE							
Dec 1	vs. New England	S	2	1	3	0-0	0-0	0	0	0	
Dec 5	at Jacksonville	S	5	1	6	0-0	0-0	0	0	1	
Dec 15	at Indianapolis	S	3	0	3	0-0	0-0	0	0	1	
Dec 22	vs. Denver	S	6	1	7	0-0	0-0	0	0	2	
Dec 29	at Tennessee	S	2	0	2	0-0	0-0	0	0	0	
Regular Season Totals			14/14	51	5	56	0-0	0-0	0	1	9
2014 HOUSTON (9-7)			TACKLES								
Date	Opponent	P/S	UT	A	TT	S-Yds.	I-Yds	PD	FF	FR	
Sept 7	vs. Washington*	S	6	2	8	0-0	0-0	0	0	0	
Sept 14	at Oakland*	S	2	0	2	0-0	1-65	2	0	0	
Sept 21	at N.Y. Giants	S	2	0	2	0-0	0-0	1	0	0	
Sept 28	vs. Buffalo*	S	4	2	6	0-0	0-0	1	0	0	
Oct 5	at Dallas	S	8	1	9	0-0	0-0	0	0	0	
Oct 9	vs. Indianapolis	S	4	1	5	0-0	0-0	0	0	0	
Oct 20	at Pittsburgh	S	5	0	5	0-0	0-0	0	0	0	
Oct 26	at Tennessee*	S	4	0	4	0-0	0-0	2	0	0	
Nov 2	vs. Philadelphia	S	1	0	1	0-0	0-0	0	0	0	
Nov 16	at Cleveland*			INACTIVE							
Nov 23	vs. Cincinnati			INACTIVE							
Nov 30	vs. Tennessee*			INACTIVE							
Dec 7	at Jacksonville*	S	4	0	4	0-0	0-0	0	0	0	
Dec 14	at Indianapolis	S	5	1	6	0-0	0-0	1	0	0	
Dec 21	vs. Baltimore*	S	1	0	1	0-0	2-32	2	0	0	
Dec 28	vs. Jacksonville*	S	2	2	4	0-0	0-0	0	0	0	
Regular Season Totals			13/13	48	9	57	0-0	3-97	9	0	0
2015 HOUSTON (9-7)			TACKLES								
Date	Opponent	P/S	UT	A	TT	S-Yds.	I-Yds	PD	FF	FR	
Sept 13	vs. Kansas City	S	6	0	6	0-0	0-0	0	0	0	
Sept 20	at Carolina	S	3	1	4	0-0	0-0	0	0	0	
Sept 27	vs. Tampa Bay*	S	6	0	6	0-0	0-0	0	0	0	
Oct 4	at Atlanta	S	4	1	5	0-0	0-0	0	0	0	
Oct 8	vs. Indianapolis	S	4	1	5	0-0	0-0	2	0	0	
Oct 18	at Jacksonville*	S	1	0	1	0-0	0-0	0	0	0	
Oct 25	at Miami			INACTIVE							
Nov 1	vs. Tennessee*			INACTIVE							
Nov 16	at Cincinnati*			INACTIVE							
Nov 22	vs. N.Y. Jets*			INACTIVE							
Nov 29	vs. New Orleans*	P	2	2	4	0-0	1-50	1	0	0	
Dec 6	at Buffalo	P	5	1	6	0-0	0-0	0	0	0	
Dec 13	vs. New England	S	9	0	9	0-0	0-0	1	0	0	
Dec 20	at Indianapolis*	S	4	0	4	0-0	0-0	0	0	1	
Dec 27	at Tennessee*	S	5	0	5	0-0	0-0	1	1	0	
Jan 3	vs. Jacksonville*	S	3	0	3	0-0	1-27	1	0	0	
Regular Season Totals			12/10	52	6	58	0-0	2-77	6	1	1
Jan 9	vs. Kansas City§	1/1	6	1	7	0-0	0-0	1	0	0	
Postseason Totals			1/1	6	1	7	0-0	0-0	1	0	0

§AFC Wild Card Game; †AFC Divisional Playoff Game

DID YOU KNOW?

The Broncos' 13-10 win against the Boston Patriots at Boston University Field on Friday, Sept. 9, 1960, in front of 21,597 fans did more than mark the franchise's first victory in its first-ever regular-season game. Denver's contest at Boston also was the first regular-season game in American Football League history.

Halfback Al Carmichael also was credited with scoring the first touchdown in AFL (and Broncos) history in that game. On the first play of the second quarter, he took a short pass from quarterback Frank Tripucka along the right flat and reversed direction, going 59 yards down the left sideline for a touchdown that gave Denver a 7-3 lead.

2016 HOUSTON (9-7)			TACKLES								
Date	Opponent	P/S	UT	A	TT	S-Yds.	I-Yds	PD	FF	FR	
Sep 11	vs. Chicago*	S	4	1	5	0-0	0-0	0	0	0	
Sep 18	vs. Kansas City*	S	6	0	6	0-0	0-0	1	0	0	
Sep 22	at New England	S	4	3	7	0-0	0-0	0	0	0	
Oct 2	vs. Tennessee*	S	3	0	3	0-0	0-0	1	0	0	
Oct 9	at Minnesota										
Oct 16	vs. Indianapolis*										
Oct 24	at Denver	S	1	1	2	0-0	0-0	0	0	0	
Oct 30	vs. Detroit*	S	5	0	5	0-0	0-0	1	0	0	
Nov 13	at Jacksonville*	S	6	0	6	0-0	1-42	1	0	0	
Nov 21	at Oakland	S	2	1	3	0-0	0-0	0	0	0	
Nov 27	vs. San Diego	P	4	0	4	0-0	0-0	0	0	0	
Dec 4	at Green Bay	S	5	0	5	0-0	0-0	0	0	0	
Dec 11	at Indianapolis*	S	7	1	8	0-0	0-0	0	0	0	
Dec 18	vs. Jacksonville*	S	1	2	3	0-0	0-0	0	0	0	
Dec 24	vs. Cincinnati*	S	2	1	3	0-0	0-0	0	0	0	
Jan 1	at Tennessee	S	1	1	2	0-0	0-0	0	0	0	
Regular Season Totals		14/13	51	11	62	0-0	1-42	4	0	0	
Jan 7	vs. Oakland*§	S	1	3	4	0-0	0-0	0	0	0	
Jan 14	at New England†	S	1	3	4	0-0	0-0	0	0	0	
Postseason Totals		2/2	4	4	8	0-0	0-0	0	0	0	

§AFC Wild Card Game; †AFC Divisional Playoff Game

2017 HOUSTON (4-12)			TACKLES								
Date	Opponent	P/S	UT	A	TT	S-Yds.	I-Yds	PD	FF	FR	
Sep 10	vs. Jacksonville	P	4	2	6	0-0	0-0	0	0	0	
Sep 14	at Cincinnati*	P	5	3	8	1-4	0-0	0	1	0	
Sep 24	at New England	S	5	1	6	0-0	0-0	1	0	0	
Oct 1	vs. Tennessee*	S	2	1	3	0-0	0-0	0	0	0	
Oct 8	vs. Kansas City	S	3	2	5	0-0	0-0	0	0	0	
Oct 15	vs. Cleveland*	S	2	3	5	0-0	0-0	1	0	0	
Oct 29	at Seattle	S	4	1	5	0-0	0-0	0	0	0	
Nov 5	vs. Indianapolis	S	2	1	3	0-0	0-0	1	0	0	
Nov 12	at L.A. Rams	S	4	1	5	0-0	0-0	0	0	0	
Nov 19	vs. Arizona*	S	6	1	7	0-0	0-0	1	0	0	
Nov 27	at Baltimore	S	3	0	3	0-0	0-0	0	0	0	
Dec 3	at Tennessee	S	3	0	3	0-0	0-0	1	0	0	
Dec 10	vs. San Francisco	S	3	0	3	0-0	1-2	1	0	0	
Dec 17	at Jacksonville	S	4	0	4	0-0	0-0	1	0	0	
Dec 25	vs. Pittsburgh	S	3	2	5	0-0	0-0	1	0	0	
Dec 31	at Indianapolis	S	1	1	2	0-0	0-0	2	0	0	
Regular Season Totals			16/14	54	19	73	1-4	1-2	10	1	0

2018 HOUSTON (11-5)			TACKLES								
Date	Opponent	P/S	UT	A	TT	S-Yds.	I-Yds	PD	FF	FR	
Sep 9	at New England	S	8	0	8	0-0	0-0	0	2	0	
Sep 16	at Tennessee	S	3	3	6	0-0	0-0	2	0	0	
Sep 23	vs. N.Y. Giants	S	5	4	9	0-0	0-0	1	0	0	
Sep 30	at Indianapolis*	S	3	1	4	0-0	0-0	0	0	0	
Oct 7	vs. Dallas*	S	5	0	5	0-0	1-11	2	0	0	
Oct 14	vs. Buffalo*	S	3	0	3	0-0	1-13	3	0	0	
Oct 21	at Jacksonville*	S	3	0	3	0-0	0-0	0	0	1	
Oct 25	vs. Miami*	S	7	2	9	0-0	0-0	0	0	0	
Nov 4	at Denver*	S	4	0	4	0-0	0-0	2	0	0	
Nov 18	at Washington*	S	8	2	10	1-13	0-0	1	0	0	
Nov 26	vs. Tennessee*	S	0	2	2	0-0	0-0	0	0	0	
Dec 2	vs. Cleveland*	S	4	0	4	0-0	0-0	0	0	0	
Dec 9	vs. Indianapolis	S	9	2	11	0-0	0-0	2	0	0	
Dec 15	at N.Y. Jets*	S	3	1	4	0-0	0-0	1	0	0	
Dec 23	at Philadelphia	S	2	0	2	0-0	0-0	0	0	0	
Dec 30	vs. Jacksonville*	S	3	0	3	0-0	0-0	3	0	0	
Regular Season Totals		16/16	70	17	87	1-13	2-24	17	2	1	
Jan 5	vs. Indianapolis§	S	3	1	4	0-0	0-0	0	0	0	
Postseason Totals		1/1	3	1	4	0-0	0-0	0	0	0	
SAFC Wild Card Game											

§AFC Wild Card Game

2019 DENVER (7-9) TACKLES										
Date	Opponent	P/S	UT	A	TT	S-Yds.	I-Yds.	PD	FF	FR
Sep 9	at Oakland	S	5	2	7	0-0	0-0	2	0	0
Sep 15	vs. Chicago	S	5	0	5	0-0	0-0	1	0	0
Sep 22	at Green Bay	S	3	1	4	0-0	0-0	0	0	0
Sep 29	vs. Jacksonville				INACTIVE					
Oct 6	at L.A. Chargers*	S	7	3	10	0-0	0-0	0	1	0
Oct 13	vs. Tennessee*	S	1	0	1	0-0	1-24	1	0	0
Oct 17	vs. Kansas City	S	2	1	3	0-0	0-0	0	0	0
Oct 27	at Indianapolis	S	5	1	6	0-0	0-0	0	0	0
Nov 3	vs. Cleveland*	S	1	3	4	0-0	0-0	1	0	0
Nov 17	at Minnesota	S	3	2	5	0-0	0-0	1	0	0
Nov 24	at Buffalo	S	4	3	7	0-0	0-0	0	0	0
Dec 1	vs. L.A. Chargers*	S	5	1	6	0-0	0-0	0	0	0
Dec 8	at Houston*	S	6	5	11	0-0	1-4	3	0	0
Dec 15	at Kansas City	S	1	1	2	0-0	1-4	2	0	0
PLACED ON RESERVE/SUSPENDED LIST ON DEC. 17										
Season Totals		13/13	48	23	71	0-0	2-28	10	1	0

2020 DENVER (5-11)			TACKLES							
Date	Opponent	P/S	UT	A	TT	S-Yds.	I-Yds.	PD	FF	FR
Sep 14	vs. Tennessee	S	5	1	6	0-0	0-0	1	0	0
Sep 20	at Pittsburgh	S	3	1	4	0-0	0-0	0	0	1
Sep 27	vs. Tampa Bay	S	4	2	6	0-0	0-0	0	0	0
Oct 1	at N.Y. Jets*	S	5	1	6	0-0	0-0	0	0	0
Oct 18	at New England*	S	4	2	6	0-0	0-0	0	0	0
Oct 25	vs. Kansas City	S	0	2	2	0-0	0-0	0	0	0
Nov 1	vs. L.A. Chargers*	S	8	4	12	0-0	0-0	0	0	0
Nov 8	at Atlanta	S	6	0	6	0-0	0-0	0	0	0
Nov 15	at Las Vegas	S	2	3	5	0-0	0-0	0	0	0
Nov 22	vs. Miami*	S	2	1	3	0-0	0-0	1	0	0
Nov 29	vs. New Orleans	S	3	0	3	0-0	0-0	0	0	0
Dec 6	at Kansas City	S	8	2	10	0-0	0-0	1	0	0
Dec 13	at Carolina*	S	7	0	7	0-0	0-0	0	0	0
Dec 19	vs. Buffalo	S	7	2	9	0-0	0-0	0	0	0
Dec 27	at L.A. Chargers	S	2	0	2	0-0	0-0	0	0	0
Jan 3	vs. Las Vegas	S	1	1	2	0-0	1-13	1	0	1
Season Totals		16/16	67	22	89	0-0	1-13	4	0	2



JERRY JEUDY

10

WIDE RECEIVER

6-1 • 193 • 2ND YR. • ALABAMA

BORN: April 24, 1999, in Deerfield Beach, Fla.

HIGH SCHOOL: April 24, 1999, in Deerfield Beach, Fla.

ACQUIRED: Draft #1 (15th overall), 2020

NFL YEAR: 2nd • YEAR WITH BRONCOS: 2nd

NFL GAMES PLAYED/STARTED: 16/14



JEUDY AT A GLANCE:

- A second-year wide receiver who started 14-of-16 games with the Broncos in 2020, finishing with 52 catches for 856 yards (16.5 avg.) with three touchdowns and two 100-yard receiving contests.
- Ranked fifth among first-year pass catchers with 856 receiving yards in 2020.
- Concluded his initial campaign with the second-most receptions (52) and receiving yards (856) in a single-season by a Broncos rookie (Eddie Royal, 2008).
- Appeared in 42 games (27 starts) at the University of Alabama, totaling 159 receptions for 2,742 yards (17.2 avg.) with 26 touchdowns during his collegiate career (2017-19).
- Chosen as the 2018 Biletnikoff Award (nation's top WR) recipient following his sophomore season after posting 68 receptions for 1,315 yards (19.3 avg.) with 14 touchdowns.
- Attended Deerfield Beach (Fla.) High School, where he recorded 76 receptions for 1,054 yards and 15 touchdowns as a senior.
- Selected by the Broncos in the first round (15th overall) of the 2020 NFL Draft.

CAREER TRANSACTIONS: Signed by Denver as a draft choice 7/23/20.



JEUDY STANDS OUT DURING ROOKIE SEASON

NFL ROOKIE RECEIVING YARDS LEADERS, 2020

Player (Tm.)	Rec.	Yds.	Avg.	TDs
1. Justin Jefferson (Min.)	88	1,400	15.9	7
2. CeeDee Lamb (Dal.)	74	935	12.6	5
3. Tee Higgins (Cin.)	67	908	13.6	6
4. Chase Claypool (Pit.)	62	873	14.1	9
5. Jerry Jeudy	52	856	16.5	3

MOST REC. YARDS BY A BRONCOS ROOKIE, SINGLE SEASON

Player	Year	Rec.	Yds.	TDs
1. Eddie Royal	2008	91	980	5
2. Jerry Jeudy	2020	52	856	3
3. Mark Jackson	1986	38	738	1
4. Vance Johnson	1985	51	721	3
5. Courtland Sutton	2018	42	704	4

2020: Selected in the first round (15th overall) of the 2020 NFL Draft, Jeudy started 14-of-16 games played during his rookie season and finished the campaign with 52 catches for 856 yards (16.5 avg.) with three touchdowns and two 100-yard receiving games... Collected the second-most receptions (52) and receiving yards (856) ever by a Broncos rookie, and his 856 yards ranked fifth behind all first-year pass catchers in 2020... Totaled 56 yards on four receptions (14.0 avg.) in his NFL debut vs. Ten. (9/14)... Made his first career start at Pit. (9/20) and posted 62 yards on four receptions (15.5 avg.)... Hauled in five receptions and was tied for the team lead in catches vs. Tampa Bay (9/27)... Collected first career touchdown on a 48-yard catch and score at NYJ (10/1)... Notched four receptions for 73 yards (18.3 avg.) vs. LAC (11/10)... Collected first 100-yard receiving game of his career, tallied his second career touchdown, led the team in receptions and receiving yards and set a career-highs in catches (7) at Atl. (11/8)... His 125 receiving yards against the Falcons represented the sixth most by a Broncos rookie in a single game... Tied for the team lead in catches (4) and led the team in receiving yards (68) at Las Vegas (11/15)... Tied for the team lead in catches (6) for the second consecutive game and recorded six receptions for 61 yards (10.2 avg.) at LAC (12/27)... Registered his second 100-yard receiving contest of the season, tallied five catches for a career-high 140 yards (28.0 avg.) and collected a 92-yard catch and run touchdown in the season finale vs. LV (1/3)... His 92-yard reception was the third-longest by a Broncos rookie and the sixth-longest passing play in franchise annals.

COLLEGE: Jeudy appeared in 42 games (27 starts) at the University of Alabama, totaling 159 receptions for 2,742 yards (17.2 avg.) with 26 touchdowns during his collegiate career (2017-19)... Finished his collegiate career ranked second and fourth on the Crimson Tide's career touchdown reception (26) and receiving yardage (2,742) list, respectively... Averaged 17.2 yards per catch for his career, a number that is second in Alabama records behind only College & Pro Football Hall of Famer Ozzie Newsome's 20.3 yards per catch... Started all 13 games played during his junior season and led the team with 77 catches for 1,163 yards (15.1 avg.) with 10 touchdowns... Selected as a semifinalist for the Biletnikoff Award (nation's top WR) and the Maxwell Player of the Year (best all-around player) after his junior season in 2019... Was a first-team All American and was named first-team All-Southeastern Conference by the league's coaches... Registered five 100-yard and three 200-yard receiving games during his junior campaign... Named the Citrus Bowl MVP after collecting a career-high 204 yards on six catches (34.0 avg.) against Michigan... Was chosen as the Biletnikoff Award recipient following his sophomore season in 2018 after posting 68 receptions for 1,315 yards (19.3 avg.) with 14 touchdowns... Named a consensus first-team All-American and first-team All-SEC after posting the second-most receiving yards (1,315) in Alabama program history... Recorded the second-most single-season receiving touchdowns (14) in school history while leading the SEC and finishing third nationally... Recorded a team-high five 100-yard performances... Saw action in 14 games as a true freshman in 2017, recording 14 catches for 264 yards (18.9 avg.) with two touchdowns as a member of Alabama's 2018 National Championship Team... Played in both of Alabama's College Football Playoff games against Clemson (1/1/18) and Georgia (1/8/18).

PERSONAL: Jeudy played wide receiver at Deerfield Beach (Fla.) High School, where he combined to catch 117 passes for 1,554 yards (13.2 avg.) with 25 touchdowns between his junior and senior seasons... Participated in the Under Armour All-America Game, Nike's 2016 "The Opening" and the Rivals100 Five-Star Challenge following as a senior in high school... Jerry Jeudy (pronounced: Judy) was born on April 24, 1999 in Deerfield Beach, Fla.

JEUDY'S REGULAR SEASON RECORD

Year	Club	RECEIVING							SCORING						
		G	S	No.	Yds.	Avg.	LG	TD	TD	TDr	TDp	TDtr	2pt	Pts.	
2020	Denver	16	14	52	856	16.5	92t	3	3	0	3	0	0	18	
CAREER TOTALS		16	14	52	856	16.5	92t	3	3	0	3	0	0	18	

ADDITIONAL STATISTICS: Miscellaneous tackles — 2020 (4), TOTAL (4).

JEUDY'S SINGLE GAME HIGHS

(Postseason in parentheses)

Receptions — 7, at Atlanta, 11/8/20 (none). **Receiving yards** — 140, vs. Las Vegas, 1/3/21 (none). **Longest reception** — 92t, vs. Las Vegas, 1/3/21 (none). **Receiving touchdowns** — 1, 3x, last vs. Las Vegas, 1/3/21 (none).

JERRY JEUDY'S CAREER GAME-BY-GAME

(Victories asterisked)

2020 DENVER (5-11)		RECEIVING							SCORING	
Date	Opponent	P/S	No.	Yds.	Avg.	LG	TD		2pt.	Pts.
Sep 14	vs. Tennessee	P	4	56	14.0	25	0		0	0
Sep 20	at Pittsburgh	S	4	62	15.5	20	0		0	0
Sep 27	vs. Tampa Bay	S	5	55	11.0	22	0		0	0
Oct 1	at N.Y. Jets*	P	2	61	30.5	48†	1		0	6
Oct 18	at New England*	S	2	32	16.0	16	0		0	0
Oct 25	vs. Kansas City	S	2	20	10.0	13	0		0	0
Nov 1	vs. L.A. Chargers*	S	4	73	18.3	43	0		0	0
Nov 8	at Atlanta	S	7	125	17.9	41	1		0	6
Nov 15	at Las Vegas	S	4	68	17.0	26	0		0	0
Nov 22	vs. Miami*	S	3	37	12.3	22	0		0	0
Nov 29	vs. New Orleans	S	0	0	0.0	—	0		0	0
Dec 6	at Kansas City	S	1	5	5.0	5	0		0	0
Dec 13	at Carolina*	S	2	42	21.0	31	0		0	0
Dec 19	vs. Buffalo	S	1	19	19.0	19	0		0	0
Dec 27	at L.A. Chargers	S	6	61	10.2	17	0		0	0
Jan 3	vs. Las Vegas	S	5	140	28.0	92†	1		1	6
Season Totals			16/14	52	856	16.5	92†	3	1	20



JOSEY JEWELL

47

INSIDE LINEBACKER

6-2 • 236 • 4TH YR. • IOWA

BORN: Dec. 25, 1994, in Decorah, Iowa

HIGH SCHOOL: Decorah (Iowa) School

ACQUIRED: Draft #4a (106th overall), 2018

NFL YEAR: 4th • **YEAR WITH BRONCOS:** 4th

NFL GAMES PLAYED/STARTED: 47/28



JEWELL AT A GLANCE:

- A fourth-year linebacker who has played 47 games (28 starts) with Denver from 2018-20, totaling 197 tackles (117 solo), 3.5 sacks (21 yds.), seven passes defended, two fumble recoveries and 12 special-teams stops.
- Started all 16 games with the Broncos in 2020, collecting his first 100-tackle season and totaling 112 defensive stops (66 solo), two sacks (16 yds.), four passes defended and one special-teams tackle.
- Appeared in 15 games (3 starts) in 2019, recording 34 tackles (18 solo), 1.5 sacks (5 yds.) and three special-teams stops.
- Started 43-of-50 games played at the University of Iowa (2013-17) and was selected by his teammates a three-time permanent captain.
- Finished his collegiate career with 433 tackles (211 solo), 10 sacks (92 yds.), six interceptions (100 yds.), 26 passes defended, four forced fumbles and one fumble recovery.
- Named a consensus first-team All-American and the Big Ten Conference's Nagurski-Woodson Defensive Player of the Year as a redshirt senior in 2017.
- Led the conference in tackles (136) and added 4.5 sacks (44 yds.), two interceptions (37 yds.) and 11 passes defended in 2017.
- Selected by the Broncos in the fourth round (109th overall) of the 2018 NFL Draft.

CAREER TRANSACTIONS: Signed by Denver as a draft choice 5/10/18.



2020: Jewell collected his first 100-tackle season and posted 112 defensive stops (66 solo), two sacks (16 yds.), four passes defended and a special-teams tackle in 16 games played (all starts)... Recorded eight tackles (5 solo) in the season opener vs. Ten. (9/14)... Posted a career-high two sacks (16 yds.) and added a season-high 10 tackles (8 solo) and one pass defended at NYJ (10/1)... Became the second Bronco since 1994 and the first since OLB Von Miller (vs. K.C., 11/27/16) to record at least 10 tackles and two sacks in a single game... Recorded his second double-digit tackle game of the season and totaled 10 defense stops (6 solo) vs. LAC (11/1)... Garnered second consecutive game with 10 or more tackles and posted 10 stops (9 solo) at Atl. (11/8)... Registered his third straight game with double-digit tackles and had 10 defensive stops (5 solo) at LV

(11/15)... Posted his 100th tackle of the season at LAC (12/27) and had a career-high two passes defended... Notched his fifth double-digit tackle effort of the season (sixth of his career), and had a season-high-tying 10 stops (5 solo) and a pass defended in the season finale vs. LV (1/3).

2019: Jewell appeared in 15 games (3 starts), totaling 34 tackles (18 solo), 1.5 sacks (5 yds.) and four special-teams tackles... Paced all players with a career-best 14 tackles (7 solo) at Oak. (9/9)... Collected six tackles (3 solo) vs. Chi. (9/15)... Recorded seven tackles (5 solo) at G.B. (9/22)... Posted a half sack (2 yds.) at Ind. (10/27)... Registered two tackles (1 solo), one sack (3 yds.) and a special-teams tackle at Hou. (12/8).

2018: Selected by the Broncos in the fourth round (109th overall) of the 2018 NFL Draft, Jewell totaled 51 tackles (33 solo), three passes defended and seven special-teams stops in his rookie season... Made his NFL debut on defense and special teams vs. Sea. (9/9)... Earned his first NFL start at Bal. (9/23), finishing with six tackles (3 solo), one pass defended and two special-teams stops... Contributed five tackles (3 solo) and one pass defended at LAC (11/18)... Registered five tackles (3 solo) and one pass defended at S.F. (12/9)... Tied for the team lead with five tackles (4 solo) and added one special-teams stop at Oak. (12/24)... Recorded five tackles (4 solo) including a tackle for loss vs. LAC (12/30).

COLLEGE: Jewell started 43-of-50 games played at Iowa (2013-17) and was selected a three-time permanent captain by his teammates... Was named a consensus first-team All-American and the Big Ten Conference's Nagurski-Woodson Defensive Player of the Year after leading the conference and ranking fourth nationally in tackles (136)... Selected as one of five finalists for the Butkus Award (nation's top linebacker) in 2016 and earned second-team All-Big Ten accolades that season... Was chosen second-team All-Big Ten in 2015 as well after leading the team with 126 tackles (62 solo) and posting 2.5 sacks (29 yds.), four interceptions (63 yds.), one forced fumble and one fumble recovery... Became the first sophomore under Head Coach Kirk Ferentz to be selected as a permanent team captain... Appeared in 11 games (4 starts) as a redshirt freshman and finished with 51 tackles (22 solo) and one sack (11 yds.).

PERSONAL: Jewell attended Decorah (Iowa) High School, where he was named first-team all-state by *The Des Moines Register* and the *Iowa Newspaper Association* as a senior... Played running back and linebacker, recording 310 tackles (190 solo) and rushing 166 times for 1,314 yards (7.9 avg.) with 21 touchdowns... Led his school to a perfect 14-0 record and a state championship as a senior... Competed in basketball, baseball and track throughout his prep career... Josey Jewell was born on Dec. 25, 1994 in Decorah, Iowa.

JEWELL'S REGULAR SEASON RECORD

Year	Club	G	S	UT	A	TT	S-Yds.	I-Yds.	PD	FF	FR	TD-Int.	TD-FR	S	Pts.
2018	Denver	16	9	33	18	51	0-0	0-0	3	0	0	0	0	0	0
2019	Denver	15	3	18	16	34	1.5-5	0-0	0	0	2	0	0	0	0
2020	Denver	16	16	66	46	112	2-16	0-0	4	0	0	0	0	0	0
CAREER TOTALS		47	28	117	80	197	3.5-21	0-0	7	0	2	0	0	0	0

ADDITIONAL STATISTICS: *Special-teams tackles — 2018 (7), 2019 (4), 2020 (1), TOTAL (12).*

JEWELL'S SINGLE GAME HIGHS

(Postseason in parentheses)

Tackles — 14, at Oakland, 9/9/19 (none). **Sacks** — 2, at N.Y. Jets, 10/1/20 (none). **Sack yards** — 16 at N.Y. Jets, 10/1/20 (none). **Passes defended** — 2, at L.A. Chargers, 12/27/20 (none). **Fumble Recoveries** — 1, twice, last at L.A. Chargers, 12/1/19 (none).

JOSEY JEWELL'S CAREER GAME-BY-GAME

(Victories asterisked)

2018 DENVER (6-10)		TACKLES													
Date	Opponent	P/S	UT	A	TT	S-Yds.	I-Yds.	PD	FF	FR					
Sep 9	vs. Seattle*	P	0	0	0	0-0	0-0	0	0	0					
Sep 16	vs. Oakland*	P	1	1	2	0-0	0-0	0	0	0					
Sep 23	at Baltimore	S	3	3	6	0-0	0-0	1	0	0					
Oct 1	vs. Kansas City	P	1	1	2	0-0	0-0	0	0	0					
Oct 7	at N.Y. Jets	P	1	1	2	0-0	0-0	0	0	0					
Oct 14	vs. L.A. Rams	P	2	0	2	0-0	0-0	0	0	0					
Oct 18	at Arizona*	P	0	0	0	0-0	0-0	0	0	0					
Oct 28	at Kansas City	S	2	1	3	0-0	0-0	0	0	0					
Nov 4	vs. Houston	S	3	0	3	0-0	0-0	0	0	0					
Nov 18	at L.A. Chargers*	S	3	2	5	0-0	0-0	1	0	0					
Nov 25	vs. Pittsburgh*	S	4	2	6	0-0	0-0	0	0	0					
Dec 2	at Cincinnati*	S	1	0	1	0-0	0-0	0	0	0					
Dec 9	at San Francisco	S	3	2	5	0-0	0-0	1	0	0					
Dec 15	vs. Cleveland	P	1	3	4	0-0	0-0	0	0	0					
Dec 24	at Oakland	S	4	1	5	0-0	0-0	0	0	0					
Dec 30	vs. L.A. Chargers	S	4	1	5	0-0	0-0	0	0	0					
Season Totals			16/9	33	18	51	0-0	0-0	3	0	0				

2019 DENVER (7-9)			TACKLES								
Date	Opponent	P/S	UT	A	TT	S-Yds.	I-Yds.	PD	FF	FR	
Sep 9	at Oakland	S	7	7	14	0-0	0-0	0	0	0	
Sep 15	vs. Chicago	S	3	3	6	0-0	0-0	0	0	0	
Sep 22	at Green Bay	S	5	2	7	0-0	0-0	0	0	0	
Sep 29	vs. Jacksonville	P	0	0	0	0-0	0-0	0	0	0	
Oct 6	at L.A. Chargers*			INACTIVE							
Oct 13	vs. Tennessee*	P	0	0	0	0-0	0-0	0	0	0	
Oct 17	vs. Kansas City	P	0	1	1	0-0	0-0	0	0	0	
Oct 27	at Indianapolis	P	0	1	1	0.5-2	0-0	0	0	0	
Nov 3	vs. Cleveland*	P	0	0	0	0-0	0-0	0	0	0	
Nov 17	at Minnesota	P	0	0	0	0-0	0-0	0	0	1	
Nov 24	at Buffalo	P	0	0	0	0-0	0-0	0	0	0	
Dec 1	vs. L.A. Chargers*	P	0	0	0	0-0	0-0	0	0	1	
Dec 8	at Houston*	P	1	1	2	1-3	0-0	0	0	0	
Dec 15	at Kansas City	P	0	0	0	0-0	0-0	0	0	0	
Dec 22	vs. Detroit*	P	0	0	0	0-0	0-0	0	0	0	
Dec 29	vs. Oakland*	P	2	1	3	0-0	0-0	0	0	0	
Season Totals			15/3	18	16	34	1.5-5	0-0	0	0	2

2020 DENVER (5-11)			TACKLES								
Date	Opponent	P/S	UT	A	TT	S-Yds.	I-Yds.	PD	FF	FR	
Sep 14	vs. Tennessee	S	5	3	8	0-0	0-0	0	0	0	
Sep 20	at Pittsburgh	S	3	2	5	0-0	0-0	0	0	0	
Sep 27	vs. Tampa Bay	S	4	2	6	0-0	0-0	0	0	0	
Oct 1	at N.Y. Jets*	S	8	2	10	2-16	0-0	1	0	0	
Oct 18	at New England*	S	2	3	5	0-0	0-0	0	0	0	
Oct 25	vs. Kansas City	S	2	1	3	0-0	0-0	0	0	0	
Nov 1	vs. L.A. Chargers*	S	6	4	10	0-0	0-0	0	0	0	
Nov 8	at Atlanta	S	9	1	10	0-0	0-0	0	0	0	
Nov 15	at Las Vegas	S	5	5	10	0-0	0-0	0	0	0	
Nov 22	vs. Miami*	S	2	1	3	0-0	0-0	0	0	0	
Nov 29	vs. New Orleans	S	4	3	7	0-0	0-0	0	0	0	
Dec 6	at Kansas City	S	2	5	7	0-0	0-0	0	0	0	
Dec 13	at Carolina*	S	3	3	6	0-0	0-0	0	0	0	
Dec 19	vs. Buffalo	S	1	6	7	0-0	0-0	0	0	0	
Dec 27	at L.A. Chargers	S	5	0	5	0-0	0-0	2	0	0	
Jan 3	vs. Las Vegas	S	5	5	10	0-0	0-0	1	0	0	
Season Totals			16/16	66	46	112	2-16	0-0	4	0	0



ALEXANDER JOHNSON 45

INSIDE LINEBACKER

6-2 • 255 • 4TH YR. • TENNESSEE

BORN: Dec. 24, 1991, in Gainesville, Ga.

HIGH SCHOOL: Gainesville (Ga.) High School

ACQUIRED: College Free Agent, 2018

NFL YEAR: 4th • YEAR WITH BRONCOS: 4th

NFL GAMES PLAYED/STARTED: 32/28



JOHNSON AT A GLANCE:

- A fourth-year inside linebacker who has appeared in 32 games (28 starts) with Denver (2018-20) in addition to spending time on the club's practice squad.
- Totaled 217 tackles (123 solo), 2.5 sacks (13.5 yds.), one interception, five passes defended, four forced fumbles and one fumble recovery during his first three NFL seasons.
- Opened all 16 games for Denver in 2020, finishing the season with 124 tackles (72 solo), one sack (10 yds.), two passes defended and two forced fumbles.
- Johnson's 124 tackles ranked 13th among Broncos defenders for a single season since 1991, and was the fifth most in the AFC in 2020.
- Started 12-of-15 games played in 2019, tying for second on the team with 93 tackles (51 solo), 1.5 sacks (3.5 yds.), three passes defended, two forced fumbles and one fumble recovery.
- Finished his collegiate career at the University of Tennessee (2011-14) with 424 tackles (217 solo), three sacks, three forced fumbles, three fumble recoveries and one interception.
- Entered the NFL with Denver as a college free agent on Aug. 13, 2018.

CAREER TRANSACTIONS: Signed by Denver as a college free agent 8/13/18; Waived by Denver 11/29/18; Signed by Denver (practice squad) 12/3/18; Signed by Denver to a future contract 12/31/18.

2020: Johnson started all 16 games for the Broncos in 2020, finishing the campaign with 124 tackles (72 solo), one sack (10 yds.), two passes defended and two forced fumbles... His 124 tackles ranked 13th among Broncos defenders for a single season since 1991, and was the fifth-most in the AFC in 2020... Collected double-digit tackles in the season opener and posted 12 tackles (8 solo) vs. Ten. (9/14)... Had eight defensive stops (6 solo) at Pit. (9/20)... Recorded his lone sack of the season (10 yds.) and added six tackles (3 solo) at NYJ (10/1)... Notched eight tackles (4 solo) at N.E. (10/18)... Garnered his first forced fumble of the season (third of his career) and led the team in tackles, adding nine defensive stops (7 solo) vs. K.C. (10/25)... Posted his fifth career double-digit tackle game vs. LAC (11/1) and had 10 stops (5 solo) to go with a pass defended... Totaled eight defensive stops (5 solo) at Atl. (11/8)... Nabbed his third game with 10 or more tackles (sixth of his career) and a season-high 14 stops (9 solo) at LV (11/15)... Registered second forced fumble of the season (fourth of his career) and had eight tackles (7 solo) vs. N.O. (11/29)... Tied for the team lead in tackles and had seven defensive stops (2 solo) at LAC (12/27)... Added seven tackles (4 solo) and his second pass defended of the season vs. LV (1/3).

2019: Johnson started 12-of-15 games played, tying for second on the team with 93 tackles (51 solo), 1.5 sacks (3.5 yds.), three passes defended, two forced fumbles and one fumble recovery... Recorded the seventh most tackles (93) among second-year linebackers in the NFL... Notched 41 tackles through his first five starts to represent the most for any Broncos player in their first five starts with the team... Registered eight tackles (5 solo), two passes defended and an interception in the end zone in his first career start at LAC (10/6)... Led the team with nine tackles (6 solo) and posted 1.5 sacks (3.5 yds.) vs. Ten. (10/13)... Collected eight tackles (4 solo), a pass defended and his first career forced fumble at Ind. (10/27)... Led all players with a game-high 13 tackles (6 solo) vs. Cle. (11/3)... Had five tackles (2 solo) and nabbed his first career fumble recovery at Min. (11/17)... Recorded a career-high 15 tackles (10 solo) at Buf. (11/24)... Tallied nine tackles (3 solo) vs. LAC (12/1)... Totaled five tackles (2 solo) and a forced fumble at Hou. (12/8)... Registered his third double-digit tackle game of the season notched 11 defensive stops (5 solo) in the season finale vs. Oak. (12/29).

2018: Johnson, who joined the Broncos as a college free agent on Aug. 13, played one game as a rookie in addition to spending time on the club's practice squad... Made his NFL debut vs. Hou. (11/4).

COLLEGE: Johnson appeared in 46 games during his four seasons at the University of Tennessee (2011-14)... Finished his career with 424 tackles (217 solo), three sacks, three forced fumbles, three fumble recoveries and one interception... Tallied a career-high 138 tackles as a sophomore in 2012, a figure that led the Southeastern Conference and ranked fourth in the NCAA... Earned first-team All-SEC honors in 2012 and was a Freshman All-American in 2011.

PERSONAL: Johnson attended Gainesville (Ga.) High School, where he led his team to three straight regional titles and a state championship game berth in 2009... Named Georgia's Class AAA Defensive Player of the Year in 2010 and earned first-team All-Class AAA honors in three consecutive seasons (2008-2010)... Was a consensus Four-Star recruit and member of the Under Armour All-America Team... Alexander Johnson was born on Dec. 24, 1991 in Jacksonville, Fla.

JOHNSON'S REGULAR SEASON RECORD

Year	Club	G	S	UT	A	TT	S-Yds.	I-Yds.	PD	FF	FR	TD-Int.	TD-FR	S	Pts.
2018	Denver	1	0	0	0	0	0-0	0-0	0	0	0	0-0	0-0	0	0
2019	Denver	15	12	51	42	93	1.5-3.5	1-0	3	2	1	0-0	0-0	0	0
2020	Denver	16	16	72	52	124	1-10	0-0	2	2	0	0-0	0-0	0	0
CAREER TOTALS		32	28	123	94	217	2.5-13.5	1-0	5	4	1	0-0	0-0	0	0

JOHNSON'S SINGLE GAME HIGHS

(Postseason in parentheses)

Tackles — 15, at Buffalo, 11/24/19 (none). **Sacks** — 1.5, vs. Tennessee, 10/13/19 (none). **Sack yards** — 10, at N.Y. Jets, 10/1/20 (none). **Interceptions** — 1 at L.A. Chargers, 10/6/19 (none). **Pass defended** — 2, at L.A. Chargers, 10/6/19 (none). **Forced fumbles** — 1, 4x, last vs. New Orleans, 11/29/20 (none). **Fumble Recoveries** — 1, at Minnesota, 11/7/19 (none).

ALEXANDER JOHNSON'S CAREER GAME-BY-GAME

(Victories asterisked)

2018 DENVER (6-10)		TACKLES									
Date	Opponent	P/S	UT	A	TT	S-Yds.	I-Yds.	PD	FF	FR	
Games 1-8											
Nov 4	vs. Houston	P	0	0	0	0-0	0-0	0	0	0	
Nov 18	at L.A. Chargers*										
Nov 25	vs. Pittsburgh*										
WAIVED BY DENVER ON NOV. 29 / SIGNED BY DENVER (PRACTICE SQUAD) ON DEC. 3											
Season Totals			1/0	0	0	0	0-0	0-0	0	0	0

2019 DENVER (7-9)			TACKLES								
Date	Opponent	P/S	UT	A	TT	S-Yds.	I-Yds.	PD	FF	FR	
Sep 9	at Oakland	P	0	0	0	0-0	0-0	0	0	0	
Sep 15	vs. Chicago	P	0	0	0	0-0	0-0	0	0	0	
Sep 22	at Green Bay										
Sep 29	vs. Jacksonville	P	0	0	0	0-0	0-0	0	0	0	
Oct 6	at L.A. Chargers*	S	5	3	8	0-0	1-0	2	0	0	
Oct 13	vs. Tennessee*	S	6	3	9	1.5-3.5	0-0	0	0	0	
Oct 17	vs. Kansas City	S	2	1	3	0-0	0-0	0	0	0	
Oct 27	at Indianapolis	S	4	4	8	0-0	0-0	1	1	0	
Nov 3	vs. Cleveland*	S	6	7	13	0-0	0-0	0	0	0	
Nov 17	at Minnesota	S	2	3	5	0-0	0-0	0	0	1	
Nov 24	at Buffalo	S	10	5	15	0-0	0-0	0	0	0	
Dec 1	vs. L.A. Chargers*	S	3	6	9	0-0	0-0	0	0	0	
Dec 8	at Houston*	S	2	3	5	0-0	0-0	0	1	0	
Dec 15	at Kansas City	S	4	1	3	0-0	0-0	0	0	0	
Dec 22	vs. Detroit*	S	2	0	1	0-0	0-0	0	0	0	
Dec 29	vs. Oakland*	S	5	6	11	0-0	0-0	0	0	0	
Season Totals			15/12	51	42	93	1.5-3.5	1-0	3	2	1

2020 DENVER (5-11)			TACKLES								
Date	Opponent	P/S	UT	A	TT	S-Yds.	I-Yds.	PD	FF	FR	
Sep 14	vs. Tennessee	S	8	4	12	0-0	0-0	0	0	0	
Sep 20	at Pittsburgh	S	6	2	8	0-0	0-0	0	0	0	
Sep 27	vs. Tampa Bay	S	2	1	3	0-0	0-0	0	0	0	
Oct 1	at N.Y. Jets*	S	3	3	6	1-10	0-0	0	0	0	
Oct 18	at New England*	S	4	4	8	0-0	0-0	0	0	0	
Oct 25	vs. Kansas City	S	5	4	9	0-0	0-0	0	1	0	
Nov 1	vs. L.A. Chargers*	S	5	5	10	0-0	0-0	1	0	0	
Nov 8	at Atlanta	S	5	3	8	0-0	0-0	0	0	0	
Nov 15	at Las Vegas	S	9	5	14	0-0	0-0	0	0	0	
Nov 22	vs. Miami*	S	4	2	6	0-0	0-0	0	0	0	
Nov 29	vs. New Orleans	S	7	1	8	0-0	0-0	0	1	0	
Dec 6	at Kansas City	S	1	5	6	0-0	0-0	0	0	0	
Dec 13	at Carolina*	S	4	1	5	0-0	0-0	0	0	0	
Dec 19	vs. Buffalo	S	3	4	7	0-0	0-0	0	0	0	
Dec 27	at L.A. Chargers	S	2	5	7	0-0	0-0	0	0	0	
Jan 3	vs. Las Vegas	S	4	3	7	0-0	0-0	1	0	0	
Season Totals			16/16	72	52	124	1-10	0-0	2	2	0



DRE'MONT JONES

93

DEFENSIVE END

6-3 • 281 • 3RD YR. • OHIO STATE

BORN: Jan. 5, 1997, in Cleveland

HIGH SCHOOL: Saint Ignatius High School, Cleveland

ACQUIRED: Draft #3 (71st overall), 2019

NFL YEAR: 3rd • YEAR WITH BRONCOS: 3rd

NFL GAMES PLAYED/STARTED: 27/9



JONES AT A GLANCE:

- A third-year defensive end who has appeared in 27 games (9 starts) with Denver (2019-20).
- Totaled 55 tackles (34 solo), 10 sacks (58.5 yds.) one interception (7 yds.) and four passes defended during his first two NFL seasons.
- Set career highs in starts, tackles, sacks and sack yards, and finished his second NFL campaign with 41 tackles (26 solo) 6.5 sacks (36 yds.), two passes defended and 11 quarterback hits in 13 games played (8 starts).
- Contributed 14 tackles (8 solo), 3.5 sacks (22.5 yds.), one interception (7 yds.), two passes defended and one blocked field goal in 2019.
- Named AFC Defensive Player of the Week (Week 16, 2019) after recording four tackles (3 solo) and 2.5 sacks (13.5 yds.) vs. Detroit (12/22/19).
- Started 37-of-39 games played at Ohio State, registering 115 tackles (58 solo), 9.5 sacks (65 yds.), one interception (28 yds.), three fumble recoveries and two defensive scores (1 INT, 1 FR).
- Selected by the Broncos in the third round (71st overall) of the 2019 NFL Draft.

CAREER TRANSACTIONS: Signed by Denver as a draft choice 6/12/19.

2020: Jones set career highs in starts, tackles, sacks and sack yards, and finished his second NFL campaign with 41 tackles (26 solo), 6.5 sacks (36 yds.), two passes defended and 11 quarterback hits in 13 games played (8 starts)... Collected three tackles (2 solo) in the season opener vs. Ten. (9/14)... Placed on injured reserved and missed Games 3-5 with a knee injury... Notched first sack of the season (8 yds.) and added two tackles (both solo) vs. K.C. (10/25)... Made first start of the season (second in career) vs. LAC (11/1) and totaled three tackles (2 solo)... Recorded second sack of the season (7 yds.) and added two tackles (both solo) and a pass defended at Atl. (11/8)... Garnered his third sack of the season vs. Mia. (11/22)... Registered career-high nine tackles (5 solo) vs. N.O. (11/29)... Notched his fourth sack of the season (6 yds.) and had a pass defended at Car. (12/13)... Contributed his fifth sack of the season (6 yds.) and posted three tackles (2 solo) at LAC (12/27)... Garnered 1.5 sacks (9 yds.) and had six total defensive stops (4 solo) in the season finale vs. LV (1/3).

2019: Selected by Denver in the third round (71st overall) of the 2019 NFL Draft, Jones contributed 14 tackles (8 solo), 3.5 sacks (22.5 yds.), one interception (7 yds.) and two passes defended in his rookie campaign... Blocked a field goal attempt at LAC (10/6)... Talled two tackles (1 solo) and his first career sack (9 yds.) at Min. (11/17)... Logged his first career interception (7 yds.) and had a pass defended vs. LAC (12/1)... Led the Broncos with a career-high 2.5 sacks (13.5 yds.) vs. Det. (12/22) to represent his first multi-sack game... His performance against Det. earned him AFC Defensive Player of the Week honors for Week 16.

COLLEGE: Jones started 37-of-39 games for Ohio State... Selected first-team All-Big Ten Conference after breaking out with a 8.5 sacks (61 yds.) in addition to posting 43 tackles (26 solo)... Became the first defensive lineman in OSU history to score two defensive touchdowns in a single season... Returned an interception 28 yards (vs. TCU, 9/15) and recovering a fumble in the end zone (vs. MSU, 11/10)... Selected third-team All-Big Ten... Helped the Buckeyes win the Big Ten Conference Championship and the Cotton Bowl his redshirt sophomore season... Was one of just three defensive linemen in school history (Dan Wilkinson - 1992, Luke Fickell - 1993) to start at least 10 games as a freshman... Earned Freshman All-America honors from the Football Writers Association of America... Totaled eight tackles at Wis. (10/15) and seven tackles vs. Mich. (11/26)—both overtime victories for the Buckeyes.

PERSONAL: Jones was named first-team Division-I All-Ohio and U.S. Army All-American as a senior at Saint Ignatius High School in Cleveland... Recorded 47 tackles, 21 tackles for a loss, four sacks and four forced fumbles as a senior... Began playing football as a high school junior... Played basketball and was ranked as a consensus four-star prospect. Dre'Mont Jones as born on Jan. 5, 1997 in Cleveland.

JONES' REGULAR SEASON RECORD

Year	Club	G	S	UT	A	TT	S-Yds.	I-Yds.	PD	FF	FR	TD-Int.	TD-FR	S	Pts.
2019	Denver	14	1	8	6	14	3.5-22.5	1-7	2	0	0	0	0	0	0
2020	Denver	13	8	26	15	41	6.5-36	0-0	2	0	0	0	0	0	0
CAREER TOTALS		27	9	34	21	55	10-58.5	1-7	4	0	0	0	0	0	0

ADDITIONAL STATISTICS: Blocked a field goal at LAC (10/6/19).

JONES' SINGLE GAME HIGHS

(Postseason in parentheses)

Tackles — 9, vs. New Orleans, 11/29/20 (none). **Interceptions** — 1, vs. L.A. Chargers, 12/1/19 (none). **Interception yards** — 7, vs. L.A. Chargers, 12/1/19 (none). **Sacks** — 2.5, vs. Detroit 12/22/19 (none). **Sack yards** — 13.5, vs. Detroit 12/22/19 (none). **Pass defended** — 1, 4x, last at Carolina, 12/13/20 (none).

DRE'MONT JONES' CAREER GAME-BY-GAME

(Victories asterisked)

2019 DENVER (7-9)			TACKLES									
Date	Opponent	P/S	UT	A	TT	S-Yds.	I-Yds.	PD	FF	FR		
Sep 9	at Oakland			INACTIVE								
Sep 15	vs. Chicago	P	0	0	0	0-0	0-0	0	0	0		
Sep 22	at Green Bay	P	0	0	0	0-0	0-0	0	0	0		
Sep 29	vs. Jacksonville	P	0	0	0	0-0	0-0	0	0	0		
Oct 6	at L.A. Chargers*	P	0	0	0	0-0	0-0	0	0	0		
Oct 13	vs. Tennessee*	P	0	0	0	0-0	0-0	0	0	0		
Oct 17	vs. Kansas City	P	0	2	2	0-0	0-0	0	0	0		
Oct 27	at Indianapolis	P	0	0	0	0-0	0-0	1	0	0		
Nov 3	vs. Cleveland*	P	1	0	1	0-0	0-0	0	0	0		
Nov 17	at Minnesota	P	1	1	2	1-9	0-0	0	0	0		
Nov 24	at Buffalo	P	3	0	3	0-0	0-0	0	0	0		
Dec 1	vs. L.A. Chargers*	P	0	1	1	0-0	1-7	1	0	0		
Dec 8	at Houston*	P	0	0	0	0-0	0-0	0	0	0		
Dec 15	at Kansas City			INACTIVE								
Dec 22	vs. Detroit*	P	3	2	5	2.5-13.5	0-0	0	0	0		
Dec 29	vs. Oakland*	S	0	0	0	0-0	0-0	0	0	0		
Season Totals			14/1	8	6	14	3.5-22.5	1-7	2	0	0	

2020 DENVER (5-11)

TACKLES

Date	Opponent	P/S	UT	A	TT	S-Yds.	I-Yds.	PD	FF	FR
Sep 14	vs. Tennessee	P	2	1	3	0-0	0-0	0	0	0
Sep 20	at Pittsburgh	P	0	1	1	0-0	0-0	0	0	0
Games 3-5										
Oct 25	vs. Kansas City	P	2	0	2	1-8	0-0	0	0	0
Nov 1	vs. L.A. Chargers*	S	2	1	3	0-0	0-0	0	0	0
Nov 8	at Atlanta	S	2	0	2	1-7	0-0	1	0	0
Nov 15	at Las Vegas	S	4	1	5	0-0	0-0	0	0	0
Nov 22	vs. Miami*	S	2	1	3	1-0	0-0	0	0	0
Nov 29	vs. New Orleans	S	5	4	9	0-0	0-0	0	0	0
Dec 6	at Kansas City	P	2	0	2	0-0	0-0	0	0	0
Dec 13	at Carolina*	P	1	0	1	1-6	0-0	1	0	0
Dec 19	vs. Buffalo	S	0	1	1	0-0	0-0	0	0	0
Dec 27	at L.A. Chargers	S	2	1	3	1-6	0-0	0	0	0
Jan 3	vs. Las Vegas	S	2	4	6	1.5-9	0-0	0	0	0
Season Totals			13/8	26	15	41	6.5-36	0-0	2	0



PETER KALAMBAYI

62

INSIDE LINEBACKER

6-3 • 254 • 4TH YR. • STANFORD

BORN: June 26, 1995, in Raleigh, N.C.

HIGH SCHOOL: Butler High School, Matthews, N.C.

ACQUIRED: Free Agent, 2021

NFL YEAR: 4th • YEAR WITH BRONCOS: 1st

NFL GAMES PLAYED/STARTED: 41/0 • POSTSEASON GP/GS: 3/3



KALAMBAYI AT A GLANCE:

- A fourth-year linebacker who has played 41 career regular-season games and three postseason contests with Houston (2018-20), totaling 15 tackles (8 solo) and 18 special-teams stops.
- Appeared in 10 games with the Texans in 2020, collecting two special-teams tackles.
- Saw action in all 16 games with Houston in 2019, posting a career-high 10 tackles to go along with a career-high-tying eight special-teams stops.
- Played 15 games with the Texans in 2018, collecting five tackles (1 solo) and a career-high eight special-teams stops during his rookie campaign.
- Totaled 54 games played at Stanford University (2014-17), compiling 190 tackles (111 solo), 18.5 sacks (149 yds.), one interception, seven pass breakups and two forced fumbles.
- Signed by the Broncos as a free agent on June 7, 2021.
- Selected by the Texans in the sixth round (214th overall) of the 2018 NFL Draft.

CAREER TRANSACTIONS: Signed by Houston as a draft choice 5/11/18; Waived by Houston 2/23/21; Signed by Denver 6/7/21.



2020: Kalambayi saw action in 10 games with Houston, collecting two special-team tackles... Collected a special-teams stop in consecutive games at Det. (11/26) and vs. Ind. (12/6).

2019: Kalambayi appeared in all 16 regular-season games and two postseason contests with the Texans... Posted career highs in tackles (10) and tied his career-high with eight special-teams stops... Tallied three solo tackles at Jac. (11/3)... Nabbed two solo tackles at T.B. (12/21)... Recorded a career-high five tackles (2 solo) vs. Ten. (12/29)... Had one special-teams tackle on eight occasions.

2018: Selected by the Texans in the sixth round (214th overall) of the 2018 NFL Draft, Kalambayi saw action in 15 regular-season games and one postseason contest... Totaled five tackles (1 solo) and a career-high eight special-teams tackles... Registered three assisted tackles vs. Mia. (10/25)... Added two tackles (1 solo) vs. Ten. (11/26)... Notched one special-teams tackle on eight occasions.

COLLEGE: Kalambayi saw action in 54 games during his career at Stanford University, compiling 190 tackles (111 solo) 18.5 sacks (149 yds.), one interception, seven pass breakups and two forced fumbles during his collegiate career... Was a Pac-12 All-Academic honorable mention in 2017 after collecting a career-high 61 tackles (31 solo) to go along with four sacks (24 yds.) and one pass breakup.

PERSONAL: Kalambayi prepped at Butler High School in Matthews, N.C., where he was a two-time Associated Press first team all-state honoree and three-time state champion (2009, '11-12)... Named the *Charlotte Observer* Defensive Player of the Year, *USA Today* first team All-American, PrepStar All-American and Dream Team selection and finalist for the High School Butkus Award in 2012... Lettered in basketball and track & field, where he averaged 13 rebounds per game as a center, was all-conference in the 4x100 meter relay, shot put and discus, and was all-state in shot put. Peter Kalambayi was born on June 26, 1995, in Raleigh, N.C.

KALAMBAYI'S REGULAR SEASON RECORD

Year	Club	G	S	UT	A	TT	S-Yds.	I-Yds.	PD	FF	FR	TD-Int.	TD-FR	S	Pts.
2018	Houston	15	0	1	4	5	0-0	0-0	0	0	0	0	0	0	0
2019	Houston	16	0	7	3	10	0-0	0-0	0	0	0	0	0	0	0
2020	Houston	10	0	0	0	0	0-0	0-0	0	0	0	0	0	0	0
CAREER TOTALS		41	0	8	7	15	0-0	0-0	0	0	0	0	0	0	0

ADDITIONAL STATISTICS: Special-teams tackles — 2018 (8), 2019 (8), 2020 (2), TOTAL (18).

KALAMBAYI'S POSTSEASON RECORD

Year	Club	G	S	UT	A	TT	S-Yds.	I-Yds.	PD	FF	FR	TD-Int.	TD-FR	S	Pts.
2018	Houston	1	0	0	0	0	0-0	0-0	0	0	0	0	0	0	0
2019	Houston	2	0	0	0	0	0-0	0-0	0	0	0	0	0	0	0
CAREER TOTALS		3	0	0	0	0	0-0	0-0	0	0	0	0	0	0	0

ADDITIONAL STATISTICS: Special-teams tackles — 2018 (1), 2019 (1), TOTAL (2).

PETER KALAMBAYI'S CAREER GAME-BY-GAME

(Victories asterisked)

2018 HOUSTON (11-5)			TACKLES							
Date	Opponent	P/S	UT	A	TT	S-Yds.	I-Yds.	PD	FF	FR
Sep 9	at New England	P	0	0	0	0-0	0-0	0	0	0
Sep 16	at Tennessee	P	0	0	0	0-0	0-0	0	0	0
Sep 23	vs. N.Y. Giants	P	INACTIVE							
Sep 30	at Indianapolis*	P	0	0	0	0-0	0-0	0	0	0
Oct 7	vs. Dallas*	P	0	0	0	0-0	0-0	0	0	0
Oct 14	vs. Buffalo*	P	0	0	0	0-0	0-0	0	0	0
Oct 21	at Jacksonville*	P	0	0	0	0-0	0-0	0	0	0
Oct 25	vs. Miami*	P	0	3	3	0-0	0-0	0	0	0
Nov 4	at Denver*	P	0	0	0	0-0	0-0	0	0	0
Nov 18	at Washington*	P	0	0	0	0-0	0-0	0	0	0
Nov 26	vs. Tennessee*	P	1	1	2	0-0	0-0	0	0	0
Dec 2	vs. Cleveland*	P	0	0	0	0-0	0-0	0	0	0
Dec 9	vs. Indianapolis	P	0	0	0	0-0	0-0	0	0	0
Dec 15	at N.Y. Jets*	P	0	0	0	0-0	0-0	0	0	0
Dec 23	at Philadelphia	P	0	0	0	0-0	0-0	0	0	0
Dec 30	vs. Jacksonville*	P	0	0	0	0-0	0-0	0	0	0
Season Totals		15/0	1	4	5	0-0	0-0	0	0	0
Jan 5	vs. Indianapolis§	P	0	0	0	0-0	0-0	0	0	0
Postseason Totals		1/0	0	0	0	0-0	0-0	0	0	0
SAFC Wild Card Game										
2019 HOUSTON (10-6)			TACKLES							
Date	Opponent	P/S	UT	A	TT	S-Yds.	I-Yds.	PD	FF	FR
Sep 9	at New Orleans	P	0	0	0	0-0	0-0	0	0	0
Sep 15	vs. Jacksonville*	P	0	0	0	0-0	0-0	0	0	0
Sep 22	at L.A. Chargers*	P	0	0	0	0-0	0-0	0	0	0
Sep 29	vs. Carolina	P	0	0	0	0-0	0-0	0	0	0
Oct 6	vs. Atlanta*	P	0	0	0	0-0	0-0	0	0	0
Oct 13	at Kansas City*	P	0	0	0	0-0	0-0	0	0	0
Oct 20	at Indianapolis	P	0	0	0	0-0	0-0	0	0	0
Oct 27	vs. Oakland*	P	0	0	0	0-0	0-0	0	0	0
Nov 3	at Jacksonville*	P	3	0	3	0-0	0-0	0	0	0
Nov 17	at Baltimore	P	0	0	0	0-0	0-0	0	0	0
Nov 21	vs. Indianapolis*	P	0	0	0	0-0	0-0	0	0	0
Dec 1	vs. New England*	P	0	0	0	0-0	0-0	0	0	0
Dec 8	vs. Denver	P	0	0	0	0-0	0-0	0	0	0
Dec 15	at Tennessee*	P	0	0	0	0-0	0-0	0	0	0
Dec 21	at Tampa Bay*	P	2	0	2	0-0	0-0	0	0	0
Dec 29	vs. Tennessee	P	2	3	5	0-0	0-0	0	0	0
Season Totals		16/0	7	3	10	0-0	0-0	0	0	0
Jan 4	vs. Buffalo*§	P	0	0	0	0-0	0-0	0	0	0
Jan 12	at Kansas City†	P	0	0	0	0-0	0-0	0	0	0
Postseason Totals		2/0	0	0	0	0-0	0-0	0	0	0
SAFC Wild Card Game; †AFC Divisional Playoff Game										
2020 HOUSTON (4-12)			TACKLES							
Date	Opponent	P/S	UT	A	TT	S-Yds.	I-Yds.	PD	FF	FR
Sep 10	at Kansas City	P	0	0	0	0-0	0-0	0	0	0
Games 2-7		INACTIVE								
Nov 8	at Jacksonville*	P	0	0	0	0-0	0-0	0	0	0
Nov 15	at Cleveland	P	0	0	0	0-0	0-0	0	0	0
Nov 22	vs. New England*	P	0	0	0	0-0	0-0	0	0	0
Nov 26	at Detroit*	P	0	0	0	0-0	0-0	0	0	0
Dec 6	vs. Indianapolis	P	0	0	0	0-0	0-0	0	0	0
Dec 13	at Chicago	P	0	0	0	0-0	0-0	0	0	0
Dec 20	at Indianapolis	P	0	0	0	0-0	0-0	0	0	0
Dec 27	vs. Cincinnati	P	0	0	0	0-0	0-0	0	0	0
Jan 3	vs. Tennessee	P	0	0	0	0-0	0-0	0	0	0
Season Totals		10/0	0	0	0	0-0	0-0	0	0	0



DREW LOCK

3

QUARTERBACK



6-4 • 228 • 3RD YR. • MISSOURI

BORN: Nov. 10, 1996, in Columbia, Mo.

HIGH SCHOOL: Lee's Summit (Mo.) High School

ACQUIRED: Draft #2 (42nd overall), 2019

NFL YEAR: 3rd • **YEAR WITH BRONCOS:** 3rd

NFL GAMES PLAYED/STARTED: 18/18

LOCK AT A GLANCE:

- A third-year quarterback from the University of Missouri who has started all 18 games played with Denver (2019-20).
- Completed 354-of-599 pass attempts (59.1%) for 3,953 yards with 23 touchdowns and 18 interceptions (79.1 rtg.), and totaled 232 rushing yards on 62 attempts (3.7 avg.) with three rushing scores in his first two NFL seasons.
- Started all 13 games played with Denver in 2020, completing 254-of-443 passes (57.3%) for 2,933 yards with 16 touchdowns and 15 interceptions (75.4 rtg.) to go with 44 rushes for 160 yards (3.6 avg.) and three scores.
- Opened Denver's final five games in 2019 after spending the first 11 games of the season on injured reserve.
- Finished his rookie season with a 4-1 record to match John Elway for the most wins by a rookie quarterback in team history.
- Completed 100-of-156 passes (64.1%) for 1,020 yards with seven touchdowns and three interceptions (89.7 rtg.) during his rookie campaign.
- Threw for the second-most passing yards (12,193) and third-most touchdowns (99) in Southeastern Conference history during his four-year career at Missouri.
- Started 46-of-50 games during his collegiate career, completing 883-of-1,553 passes (56.9%) for 12,193 yards with 99 touchdowns and 39 interceptions (138.8 rtg.) in addition to rushing for 437 yards and nine scores.
- Ended his career at Mizzou ranked second in career passing yards and touchdowns, while setting 10 of the top-25 single-game passing yardage marks in school history.
- Selected by the Broncos in the second round (42nd overall) of the 2019 NFL Draft.

CAREER TRANSACTIONS: Signed by Denver as a draft choice 7/18/19.



2020: Lock started all 13 games played for the Broncos in 2020, totaling 2,933 yards on 254-of-443 passes (57.3%) with 16 touchdowns and 15 interceptions (75.4 rtg.)... Ran for 160 yards and three scores on 44 rushes (3.6 avg.)... Completed 22-of-33 passes (66.7%) for 216 yards (95.0 rtg.) in the season opener vs. Ten. (9/14)... Recorded his first career rushing touchdown (2 yds.) vs. K.C. (10/25)... Completed 26-of-41 passes (63.4%) for 248 yards and posted three passing touchdowns (94.4 rtg.), including a game-winning one-yard score on the final play of the game vs. LAC (11/1)... Posted his second career 300-yard passing game, threw for 313 yards on 25-of-48 passing (52.1%), collected his second career rushing touchdown on a 10-yard scramble, rushed seven total times for 47 yards (6.7 avg.), had a career-long 16-yard rush and added two passing touchdowns and one interception (77.9 rtg.) at Atl. (11/8)... Completed 21-of-27 passes (77.8%) for 280 yards, tallied the third-highest passer rating for a single game in Broncos history and set career highs in touchdown passes (4) and passer rating (149.5) at Car. (12/13)... Recorded his third career rushing score on a one-yard run at LAC (12/27)... Completed 25-of-41 passes (61.0%), notched his third career 300-yard passing effort, set career highs in passing yards (339) and longest pass (92-yard TD) and posted his third game of the season—fourth of his career—with a quarterback rating of 100 or more (103.6) in the season finale vs. L.V. (1/3).

2019: Selected by Denver in the second round (42nd overall) of the 2019 NFL Draft, Lock finished his rookie year with a 4-1 record to match John Elway for the most wins by a rookie quarterback in team history... Matched Trevor Siemian and Norris Weese for the best record amongst Broncos quarterbacks making their first five starts with the team... Completed 100-of-156 passes (64.1%) for 1,020 yards with seven touchdowns and three interceptions (89.7 rtg.)... Spent Games 1-11 on injured reserve with a thumb injury sustained during the preseason... Completed 18-of-28 passes (64.3%) for 134 yards (4.8 avg.) with two touchdowns and one interception, while rushing three times for 15 yards (5.0 avg.) in his NFL debut vs. LAC (12/1)... Completed 22-of-27 passes (81.5%) for 309 yards (11.4 avg) with three touchdowns and one interception (136.0 rtg.), while rushing three times for 15 yards (5.0 avg.) at Hou. (12/8)... Became the first NFL rookie in the Super

LOCK'S BREAKOUT ROOKIE SEASON

MOST WINS BY A BRONCOS ROOKIE QUARTERBACK

Player	Year	W	L	T	Pct.
1. Drew Lock	2019	4	1	0	.800
2. John Elway	1983	4	6	0	.400
3. Max Choboian	1966	3	4	0	.429
4. Jay Cutler	2006	2	3	0	.400

ROOKIE QUARTERBACKS TO WIN AT LEAST FOUR GAMES IN FIRST FIVE STARTS, SINCE 1999

Player (Team)	Year	W	L	T	Pct.
1. Marc Bulger (STL)	2002	5	0	0	1.000
Ben Roethlisberger (Pit.)	2004	5	0	0	1.000
3. Drew Lock (Den.)	2019	4	1	0	.800
Lamar Jackson (Bal.)	2018	4	1	0	.800
Dak Prescott (Dal.)	2016	4	1	0	.800
Trent Edwards (Buf.)	2007	4	1	0	.800
Shaun King (T.B.)	1999	4	1	0	.800

Bowl era to pass for 300 yards and three touchdowns in his first career road start, earning NFL Rookie of the Week honors... Completed 18-of-40 passes (45.0%) for 208 yards at K.C. (12/15)... Completed 25-of-33 passes (75.8%) for 192 yards (5.8 avg.) with one touchdown (99.6 rtg.) vs. Det. (12/22)... Threw for 177 yards on 17-of-28 passing (60.7%) with one touchdown vs. Oak. (12/29).

COLLEGE: Lock finished his senior season with career-best marks in completion percentage (62.9), interceptions (8), completions (275), rushing yards (175) and rushing touchdowns (6)... Accounted for 34 total touchdowns (28 passing, 6 rushing)... Did not throw an interception in six of his final seven games as a Tiger and had just two interceptions on his final 214 pass attempts on the season... Led the NCAA (FBS) and set the Southeastern Conference and Missouri records for passing touchdowns (44) while helping the Tigers reach a bowl game after starting the season 1-5... Finished the campaign with 242-of-419 passing (57.8%) for 3,964 yards with 44 touchdowns and 13 interceptions (165.7 rtg.)... Registered a 26-5 TD-to-INT ratio during Missouri's six-game win streak while averaging 328.7 yards per game passing in those contests... Chosen first-team All-SEC for the first time in his career... Started all 12 games and led the SEC in passing yards (3,399) on 237-of-434 passing (54.6%) with 23 touchdowns and 10 interceptions (133.3 rtg)... Added 123 yards rushing and one score... Ranked second in the SEC in completions per game (19.8) and third in total offense (293.5 ypg)... Took over as Mizzou's starting quarterback over the final eight games while playing in all 12 games as a true freshman... Completed 129-of-263 passes (49.0%) for 1,332 yards with four touchdowns and eight interceptions... Was the first Mizzou true freshman to start at quarterback since 1995.

PERSONAL: Lock threw for 63 touchdowns and 12 interceptions between his junior and senior seasons at Lee's Summit (Mo.) High School... Chosen as the *Kansas City Star* All-Metro Player of the Year after throwing for 2,731 yards and 28 touchdowns as a senior... Held numerous Division-1 basketball scholarship offers... Drew Lock was born on Nov. 10, 1996, in Columbia, Mo.

LOCK'S CAREER GAME-WINNING DRIVES IN 4TH QTR. OR OVERTIME (3)

Date	Opponent	Down/Tied	Won	Game-Winning Play	Time Left	Drive/T.O.P.	Lock Drive Stats
12/1/19	vs. L.A. Chargers	20-20	23-20	McManus 53 FG	0:14	1-37/0:14	0-1-0
12/22/19	vs. Detroit	13-17	27-17	3t pass to Hamilton	13:13	11-75/1:52	4-5-34
11/1/20	vs. L.A. Chargers	24-30	31-20	1t pass to Hamler	0:00	14-81/2:30	5-8-20

LOCK'S REGULAR SEASON RECORD

		PASSING													
Year	Club	G	S	Att.	Comp.	Pct.	Yds.	Yds./Att.	TD	%	Int.	%	LG	Sack/Yds.	Rtg.
2019	Denver	5	5	156	100	64.1	1,020	6.5	7	4.5	3	1.9	48	5/26	89.7
2020	Denver	13	13	443	254	57.3	2,933	6.6	16	3.6	15	3.4	92t	19/123	75.4
CAREER TOTALS		18	18	599	354	59.1	3,953	6.6	23	3.8	18	3.0	92t	24/149	79.1
		RUSHING										SCORING			
Year	Club	Att.	Yds.	Avg.	LG	TD	TD	TDr	TDp	TDrt	2pt	Pts.			
2019	Denver	18	72	4.0	12	0		7	0	7	0	0	0	0	42
2020	Denver	44	160	3.6	16	3		19	3	16	0	0	0	0	114
CAREER TOTALS		62	232	3.7	16	3	26	3	23	0	0	156			

ADDITIONAL STATISTICS: Miscellaneous tackles — 2020 (1), TOTAL (1). Miscellaneous FR — 2020 (5), TOTAL (5).

LOCK'S SINGLE GAME HIGHS

(Postseason in parentheses)

Pass attempts — 48, at Atlanta, 11/8/20 (none). **Pass completions** — 26, vs. L.A. Chargers, 11/1/20 (none). **Passing yards** — 339, vs. Las Vegas, 1/3/21 (none). **Longest pass completion** — 92t, vs. Las Vegas, 1/3/21 (none). **Touchdown passes** — 4, at Carolina, 12/13/20 (none). **Total Touchdowns** — 4, at Carolina, 12/13/20 (none). **Passer rating (min. 10 attempts)** — 149.5, at Carolina, 12/13/20 (none). **Rushing attempts** — 7, at Atlanta, 11/8/20 (none). **Rushing yards** — 47, at Atlanta, 11/8/20 (none). **Longest rush** — 16, at Atlanta, 11/8/20 (none). **Rushing touchdowns** — 1, 3x, last at L.A. Chargers, 12/27/20 (none).

DREW LOCK'S CAREER GAME-BY-GAME

(Victories asterisked)

2019 DENVER (7-9)											PASSING					RUSHING				
Opponent	P/S	Att.	Comp.	Yds.	Pct.	TD	INT	LG	S/Yds.	Rtg.	Att.	Yds.	Avg.	LG	TD					
Games 1-11																				
vs. L.A. Chargers*	S	28	18	134	64.3	2	1	33	0/0	84.5	3	15	5.0	8	0					
at Houston*	S	27	22	309	81.5	3	1	48	1/8	136.0	3	15	5.0	11	0					
at Kansas City	S	40	18	208	45.0	0	1	43	2/9	50.8	2	3	1.5	3	0					
vs. Detroit*	S	33	25	192	75.8	1	0	20	0/0	99.6	4	10	2.5	10	0					
vs. Oakland*	S	28	17	177	60.7	1	0	19	2/9	90.9	6	29	4.8	12	0					
Season Totals	5/5	156	100	1,020	64.1	7	3	48	5/26	89.7	18	72	4.0	12	0					
2020 DENVER (5-11)											PASSING					RUSHING				
Opponent	P/S	Att.	Comp.	Yds.	Pct.	TD	INT	LG	S/Yds.	Rtg.	Att.	Yds.	Avg.	LG	TD					
vs. Tennessee	S	33	22	216	66.7	1	0	31	0/0	95.0	3	5	1.7	3	0					
at Pittsburgh	S	5	1	20	20.0	0	0	20	1/8	43.8	0	0	--	--	0					
vs. Tampa Bay																				
at N.Y. Jets*																				
at New England*	S	24	10	189	41.6	0	2	41	2/25	34.9	5	-1	-0.2	3	0					
vs. Kansas City	S	40	24	254	60.0	0	2	27	3/20	57.7	3	8	2.7	4	1					
vs. L.A. Chargers*	S	41	26	248	63.4	3	1	43	2/5	94.4	2	-1	-0.5	1	0					
at Atlanta	S	48	25	313	52.1	2	1	41	1/11	77.9	7	47	6.7	16	1					
at Las Vegas	S	47	23	257	48.9	1	4	27	2/10	37.3	2	7	3.5	5	0					
vs. Miami*	S	30	18	270	60.0	0	1	61	0/0	75.7	2	23	11.5	14	0					
vs. New Orleans																				
at Kansas City	S	28	15	151	53.6	2	2	37	0/0	63.2	2	9	4.5	8	0					
at Carolina*	S	27	21	280	77.8	4	0	49t	1/11	149.5	6	4	0.7	6	0					
vs. Buffalo	S	32	20	132	62.5	1	0	19	3/17	81.8	5	37	7.4	14	0					
at L.A. Chargers	S	47	24	264	51.1	0	2	27	2/1	50.3	5	15	3.0	6	1					
vs. Las Vegas	S	41	25	339	61.0	2	0	92t	2/15	103.6	2	7	3.5	5	0					
Season Totals	13/13	443	254	2,933	57.3	16	15	92t	19/123	75.4	44	160	3.6	16	3					



P.J. LOCKE III

37

SAFETY



5-10 • 202 • 2ND YR. • TEXAS

BORN: Feb. 12, 1997, in Beaumont, Texas

HIGH SCHOOL: Central High School, Beaumont, Texas

ACQUIRED: Practice Squad Signee, 2019

NFL YEAR: 2nd • YEAR WITH BRONCOS: 2nd

NFL GAMES PLAYED/STARTED: 15/0

LOCKE III AT A GLANCE:

- A second-year safety who tallied one defensive stop and two special-teams tackles in 15 games played with Denver in 2020.
- Spent two weeks on the Broncos' practice squad in 2019 after competing with Pittsburgh during training camp.
- Appeared in 47 games (31 starts) at the University of Texas (2015-18), totaling 163 tackles (116 solo), 1.5 sacks (7 yds.), three interceptions (24 yds.), 15 passes defended, four forced fumbles and one fumble recovery.
- Earned honorable mention All-Big 12 honors as a senior after finishing the season third on the team with 77 tackles (57 solo).
- Attended Central High School in Beaumont, Texas, where he was all-state and a two-time all-district honoree.
- Signed by Denver to the practice squad on Dec. 17, 2019
- Originally entered the NFL as a college free-agent signee of Pittsburgh on April 29, 2019.

CAREER TRANSACTIONS: Signed by Pittsburgh as a college free agent 4/29/19; Waived by Pittsburgh 8/31/19; Signed by Denver (practice squad) 12/17/19; Signed by Denver (active roster) 12/31/19; Waived by Denver 9/5/20; Signed by Denver (practice squad) 9/6/20; Signed by Denver (active roster) 9/14/20; Signed by Denver (practice squad) 9/15/20; Signed by Denver (active roster) 9/24/20.



2020: Locke appeared in 15 games, finishing the season with a defensive stop and two special-teams tackles... Made his NFL and Broncos debut in vs. Ten. (9/14)... Collected first career tackle vs. T.B. (9/27)... Tallied a special-teams tackle vs. LAC (11/1)... Garnered a special-teams stop at Car. (12/13).

2019: Locke, who was signed by Denver on Dec. 17, spent two weeks on the Broncos' practice squad after competing with Pittsburgh in training camp.

COLLEGE: Locke played four seasons at the University of Texas (2015-18), recording 163 tackles (116 solo), 1.5 sacks (7 yds.), three interceptions (24 yds.), 15 passes defended, four forced fumbles and one fumble recovery in 47 games (31 starts)... Named honorable mention All-Big 12 as a senior after finishing the season third on the team with 77 tackles (57 solo)... Selected as a team captain prior to his junior campaign.

PERSONAL: Locke attended Central High School in Beaumont, Texas, where he was an all-state and two-time all-district honoree... Selected as a finalist for the 2014 Defensive Willie Ray Smith Award, honoring the top high school player in the Beaumont area... Chosen first-team 5A All-State by the Texas Sports Writers Association and second-team by the *Associated Press* in 2014... Father, James A. Locke Jr., played defensive back for Oklahoma State... P.J. Locke III was born on Feb. 12, 1997, in Beaumont, Texas.

LOCKE'S REGULAR SEASON RECORD

Year	Club	G	S	UT	A	TT	S-Yds.	I-Yds.	PD	FF	FR	TD-Int.	TD-FF	S	Pts.
2020	Denver	15	0	1	0	1	0-0	0-0	0	0	0	0	0	0	0
CAREER TOTALS		15	0	1	0	1	0-0	0-0	0	0	0	0	0	0	0

ADDITIONAL STATISTICS: Special-teams tackles — 2020 (2), TOTAL (2).

P.J. LOCKE'S CAREER GAME-BY-GAME

(Victories asterisked)

2020 DENVER (5-11)		TACKLES									
Date	Opponent	P/S	UT	A	TT	S-Yds.	I-Yds.	PD	FF	FR	
Sep 14	vs. Tennessee	P	0	0	0	0-0	0-0	0	0	0	
Sep 20	at Pittsburgh					PRACTICE SQUAD					
Sep 27	vs. Tampa Bay	P	1	0	1	0-0	0-0	0	0	0	
Oct 1	at N.Y. Jets*	P	0	0	0	0-0	0-0	0	0	0	
Oct 18	at New England*	P	0	0	0	0-0	0-0	0	0	0	
Oct 25	vs. Kansas City	P	0	0	0	0-0	0-0	0	0	0	
Nov 1	vs. L.A. Chargers*	P	0	0	0	0-0	0-0	0	0	0	
Nov 8	at Atlanta	P	0	0	0	0-0	0-0	0	0	0	
Nov 15	at Las Vegas	P	0	0	0	0-0	0-0	0	0	0	
Nov 22	vs. Miami*	P	0	0	0	0-0	0-0	0	0	0	
Nov 29	vs. New Orleans	P	0	0	0	0-0	0-0	0	0	0	
Dec 6	at Kansas City	P	0	0	0	0-0	0-0	0	0	0	
Dec 13	at Carolina*	P	0	0	0	0-0	0-0	0	0	0	
Dec 19	vs. Buffalo	P	0	0	0	0-0	0-0	0	0	0	
Dec 27	at L.A. Chargers	P	0	0	0	0-0	0-0	0	0	0	
Jan 3	vs. Las Vegas	P	0	0	0	0-0	0-0	0	0	0	
Season Totals			15/0	1	0	1	0-0	0-0	0	0	0



ISAIAH MACK

97

DEFENSIVE TACKLE

6-1 • 299 • 3RD YR. • CHATTANOOGA

BORN: March 19, 1996, in Tunnel Hill, Ga.

HIGH SCHOOL: Northwest Whitfield High School, Tunnel Hill, Ga.

ACQUIRED: Free Agent, 2021

NFL YEAR: 3rd • **YEAR WITH BRONCOS:** 1st

NFL GAMES PLAYED/STARTED: 21/1



MACK AT A GLANCE:

- A third-year defensive tackle who has played 21 games (1 start) with Tennessee (2019) and New England (2020), totaling 11 tackles (5 solo), 1.5 sacks (9.5 yds.) and one fumble recovery.
- Recorded three tackles (1 solo) in eight games played with the Titans and Patriots in 2020.
- Appeared in 13 games (1 start) with Tennessee in 2019, tallying eight tackles (4 solo), 1.5 sacks (9.5 yds.) and one fumble recovery.
- Saw action in 48 games (32 starts) at the University of Tennessee Chattanooga, garnering 222 tackles (110 solo), 21 sacks (130 yds.), two passes defended, three forced fumbles, two fumble recoveries and one blocked kick.
- Joined the Broncos as a free agent on Feb. 11, 2021.
- Entered the NFL as a college free-agent signee of the Titans on May 9, 2019.

CAREER TRANSACTIONS: Signed by Tennessee as a college free agent on 5/9/19; Waived by Tennessee 11/2/20; Acquired by New England (via waivers) 11/3/20; Waived by New England 12/19/20; Signed by New England (practice squad) 12/23/20; Signed by Denver 2/11/21.



2020: Mack saw action in eight games for Tennessee and New England, totaling three tackles (1 solo)... Acquired by the Patriots via waivers on Nov. 3... Posted a season-high two tackles (1 solo) vs. Hou. (10/18)... Added one assisted tackle at Hou. (11/22).

2019: Mack played 13 games (1 start) with the Titans in 2019, posting eight tackles (4 solo), 1.5 sacks (9.5 yds.) and one fumble recovery... Recorded the first sack of his career and had one quarterback takedown (7 yds.) vs. Ind. (9/15)... Had two assisted tackles and added one half sack (2.5 yds.) at Atl. (9/29)... Nabbed a fumble recovery vs. T.B. (10/27)... Tallied a career-high three tackles (2 solo) at Oak. (12/08).

COLLEGE: Mack saw action in 48 games (32 starts) in four seasons (2015-18) at the University of Tennessee Chattanooga, garnering 222 tackles (110 solo), 21 sacks (130 yds.), two passes defended, three forced fumbles, two fumble recoveries and one blocked kick... Ranks third all-time in program history in tackles for loss (41.0) and fourth in sacks (21)... Posted career highs in tackles (78), sacks (8.5), passes defended (2) and forced fumbles (2) while adding one fumble recovery during his senior campaign in 2018.

PERSONAL: Mack prepped at Northwest Whitfield High School, where he was a two-time all-state defensive lineman... Collected 121 tackles, 21 tackles for loss and 29 QB hits during his senior campaign... Was a two-time regional defensive player of the year and was a two-year member of the wrestling team.

MACK'S REGULAR SEASON RECORD

Year	Club	G	S	UT	A	TT	S-Yds.	I-Yds.	PD	FF	FR	TD-Int.	TD-FR	S	Pts.
2019	Tennessee	13	1	4	4	8	1.5-9.5	0-0	0	0	1	0	0	0	0
2020	Ten./N.E.	8	0	1	2	3	0-0	0-0	0	0	0	0	0	0	0
CAREER TOTALS		21	1	5	6	11	1.5-9.5	0-0	0	0	1	0	0	0	0

ISAIAH MACK'S CAREER GAME-BY-GAME

(Victories asterisked)

2019 TENNESSEE (9-7)			TACKLES								
Date	Opponent	P/S	UT	A	TT	S-Yds.	I-Yds.	PD	FF	FR	
Sep 8	at Cleveland*	P	0	1	1	0-0	0-0	0	0	0	
Sep 15	vs. Indianapolis	P	1	0	1	1-7	0-0	0	0	0	
Sep 19	at Jacksonville	S	0	0	0	0-0	0-0	0	0	0	
Sep 29	at Atlanta*	P	0	2	2	0.5-2.5	0-0	0	0	0	
Oct 6	vs. Buffalo	P	0	0	0	0-0	0-0	0	0	0	
Oct 13	at Denver	P	0	0	0	0-0	0-0	0	0	0	
Oct 20	vs. L.A. Chargers*	P	0	0	0	0-0	0-0	0	0	0	
Oct 27	vs. Tampa Bay*	P	0	0	0	0-0	0-0	0	0	1	
Nov 3	at Carolina	P	0	0	0	0-0	0-0	0	0	0	
Nov 10	vs. Kansas City*	P	0	0	0	0-0	0-0	0	0	0	
Nov 24	vs. Jacksonville*	P	1	0	1	0-0	0-0	0	0	0	
Dec 1	at Indianapolis*	P	0	0	0	0-0	0-0	0	0	0	
Dec 8	at Oakland*	P	2	1	3	0-0	0-0	0	0	0	
Games 14-16			INACTIVE								
Season Totals			13/1	4	4	8	0-0	0-0	0	0	1

2020 TEN. (11-5) / N.E. (7-9)			TACKLES								
Date	Opponent	P/S	UT	A	TT	S-Yds.	I-Yds.	PD	FF	FR	
Sep 14	at Denver*	P	0	0	0	0-0	0-0	0	0	0	
Sep 20	vs. Jacksonville*	INACTIVE									
Sep 27	at Minnesota*	P	0	0	0	0-0	0-0	0	0	0	
Oct 13	vs. Buffalo*	P	0	0	0	0-0	0-0	0	0	0	
Oct 18	vs. Houston*	P	1	1	2	0-0	0-0	0	0	0	
Oct 25	vs. Pittsburgh	P	0	0	0	0-0	0-0	0	0	0	
Nov 1	at Cincinnati	P	0	0	0	0-0	0-0	0	0	0	
			ACQUIRED BY NEW ENGLAND VIA WAIVERS ON NOV 13								
Nov 22	at Houston	P	0	1	1	0-0	0-0	0	0	0	
Nov 29	vs. Arizona*	P	0	0	0	0-0	0-0	0	0	0	
Games 12-13			INACTIVE								
Games 14-16			PRACTICE SQUAD								
Season Totals			8/0	1	2	3	0-0	0-0	0	0	0

DID YOU KNOW?

The Broncos in 2015 were a combined 11-3 (.786) in games decided by seven points or less with their 11 such wins representing the most in NFL history in a single season (including playoffs).



TREY MARSHALL

36

SAFETY



6-0 • 207 • 4TH YR. • FLORIDA STATE

BORN: Feb. 13, 1996, in Lake City, Fla.

HIGH SCHOOL: Columbia High School, Lake City, Fla.

ACQUIRED: College Free Agent, 2018

NFL YEAR: 4th • YEAR WITH BRONCOS: 4th

NFL GAMES PLAYED/STARTED: 30/2

MARSHALL AT A GLANCE:

- A fourth-year safety who played 30 games (2 starts) with Denver during his first three NFL seasons (2018-20), in addition to competing on the club's practice squad in 2018.
- Saw action in 12 games with Denver in 2020, totaling six special-teams stops.
- Played all 16 games (2 starts) in 2019, finishing with 19 tackles (13 solo), one forced fumble, two fumble recoveries and six special-teams stops.
- Appeared in 38 games (24 starts) at Florida State University, registering 135 tackles (81 solo), one sack (12 yds.) and six passes defended during his collegiate career.
- Entered the NFL with Denver as a college free agent on May 1, 2018.

CAREER TRANSACTIONS: Signed by Denver as a college free agent 5/1/18; Waived by Denver 9/1/18; Signed by Denver (practice squad) 9/2/18; Signed by Denver (active roster) 12/11/18; Re-signed by Denver 4/17/20.



2020: Marshall saw action in 12 games with the Broncos in 2020, collecting six special-teams tackles for the second consecutive season... Made his season debut vs. Ten. (9/14).

2019: Marshall played all 16 games (2 starts), finishing with 19 tackles (13 solo), one forced fumble, two fumble recoveries and six special-teams stops... Recorded his first career defensive tackle at G.B. (9/22)... Recovered his first career fumble against Jac. (9/29)... Recorded one special-teams tackle apiece at LAC (10/6), vs. Ten. (10/13), vs. K.C. (10/17) and at Ind. (10/27)... Collected two special-teams stops at Buf. (11/24)... Led the team with nine tackles (5 solo) in his first career start vs. Det. (12/22)... Recorded seven tackles (6 solo), one forced fumble and one fumble recovery vs. Oak. (12/29).

2018: Marshall, who entered the NFL with Denver as a college free agent on May 1, appeared in two games as a rookie after spending the first 14 weeks of the season competing on Denver's practice squad... Promoted to the active roster on Dec. 11... Made his NFL debut vs. Cle. (12/15).

COLLEGE: Marshall appeared in 38 games (24 starts) at Florida State University, registering 135 tackles (81 solo), one sack (12 yds.) and six passes defended... Played nine games (7 starts) as a senior, finishing with 44 tackles (21 solo) and one pass defended... Had a season-high 10 tackles (4 solo) vs. Louisville (10/21)... Opened 11-of-12 games played at safety and nickel as a junior, ending the season ranked third on the team with 58 stops (40 solo)... Led the team in tackles with eight against Wake Forest (10/15) and 11 against No. 3 Clemson (10/29)... Started six games as a sophomore before missing the rest of the season with a bicep injury... Chosen as the Atlantic Coast Conference's Defensive Back of the Week following his 11-tackle performance at Wake Forest (10/3)... Saw action in 11 games as a true freshman at safety and on special teams.

PERSONAL: Marshall prepped at Columbia High School in Lake City, Fla., where he was selected first-team all-state as a junior... Missed part of his senior season with injuries, but returned to help Columbia reach the 6A regional semifinals... Trey Marshall was born on Feb. 13, 1996 in Lake City, Fla.

MARSHALL'S REGULAR SEASON RECORD

Year	Club	G	S	UT	A	TT	S-Yds.	I-Yds.	PD	FF	FR	TD-Int.	TD-FR	S	Pts.
2018	Denver	2	0	0	0	0	0-0	0-0	0	0	0	0	0	0	0
2019	Denver	16	2	13	6	19	0-0	0-0	0	1	2	0	0	0	0
2020	Denver	12	0	0	0	0	0-0	0-0	0	0	0	0	0	0	0
CAREER TOTALS		30	2	13	6	19	0-0	0-0	0	1	2	0	0	0	0

ADDITIONAL STATISTICS: Special-teams tackles — 2019 (6), 2020 (6), TOTAL (12).


TREY MARSHALL'S CAREER GAME-BY-GAME

(Victories asterisked)

2018 DENVER (6-10)		TACKLES									
Date	Opponent	P/S	UT	A	TT	S-Yds.	I-Yds.	PD	FF	FR	
Games 1-13											
Dec 15	vs. Cleveland	P	0	0	0	0-0	0-0	0	0	0	
Dec 24	at Oakland										
Dec 30	vs. L.A. Chargers	P	0	0	0	0-0	0-0	0	0	0	
Season Totals			2/0	0	0	0	0-0	0-0	0	0	0

2019 DENVER (7-9)			TACKLES								
Date	Opponent	P/S	UT	A	TT	S-Yds.	I-Yds.	PD	FF	FR	
Sep 9	at Oakland	P	0	0	0	0-0	0-0	0	0	0	
Sep 15	vs. Chicago	P	0	0	0	0-0	0-0	0	0	0	
Sep 22	at Green Bay	P	1	1	2	0-0	0-0	0	0	0	
Sep 29	vs. Jacksonville	P	0	0	0	0-0	0-0	0	0	1	
Oct 6	at L.A. Chargers*	P	0	0	0	0-0	0-0	0	0	0	
Oct 13	vs. Tennessee*	P	0	0	0	0-0	0-0	0	0	0	
Oct 17	vs. Kansas City	P	0	0	0	0-0	0-0	0	0	0	
Oct 27	at Indianapolis	P	0	0	0	0-0	0-0	0	0	0	
Nov 3	vs. Cleveland*	P	0	0	0	0-0	0-0	0	0	0	
Nov 17	at Minnesota	P	0	0	0	0-0	0-0	0	0	0	
Nov 24	at Buffalo	P	0	0	0	0-0	0-0	0	0	0	
Dec 1	vs. L.A. Chargers*	P	0	0	0	0-0	0-0	0	0	0	
Dec 8	at Houston*	P	0	0	0	0-0	0-0	0	0	0	
Dec 15	at Kansas City	P	1	0	1	0-0	0-0	0	0	0	
Dec 22	vs. Detroit*	S	5	4	9	0-0	0-0	0	0	0	
Dec 29	vs. Oakland*	S	6	1	7	0-0	0-0	0	1	1	
Season Totals			16/2	13	6	19	0-0	0-0	0	1	2

2020 DENVER (5-11)			TACKLES							
Date	Opponent	P/S	UT	A	TT	S-Yds.	I-Yds.	PD	FF	FR
Sep 14	vs. Tennessee	P	0	0	0	0-0	0-0	0	0	0
Sep 20	at Pittsburgh	P	0	0	0	0-0	0-0	0	0	0
Sep 27	vs. Tampa Bay	P	0	0	0	0-0	0-0	0	0	0
Oct 1	at N.Y. Jets*	P	0	0	0	0-0	0-0	0	0	0
Oct 18	at New England*	P	0	0	0	0-0	0-0	0	0	0
Oct 25	vs. Kansas City	P	0	0	0	0-0	0-0	0	0	0
Nov 1	vs. L.A. Chargers	P	0	0	0	0-0	0-0	0	0	0
Nov 8	at Atlanta	P	0	0	0	0-0	0-0	0	0	0
Nov 15	at Las Vegas	P	0	0	0	0-0	0-0	0	0	0
Nov 22	vs. Miami*	P	0	0	0	0-0	0-0	0	0	0
Nov 29	vs. New Orleans				INACTIVE					
Dec 6	at Kansas City				INACTIVE					
Dec 13	at Carolina*				INACTIVE					
Dec 19	vs. Buffalo	P	0	0	0	0-0	0-0	0	0	0
Dec 27	at L.A. Chargers	P	0	0	0	0-0	0-0	0	0	0
Jan 3	vs. Las Vegas				INACTIVE					
Season Totals		12/0	0	0	0	0-0	0-0	0	0	0



SAM MARTIN

6

PUNTER



6-1 • 211 • 9TH YR. • APPALACHIAN STATE

BORN: Feb. 27, 1990, in Fayetteville, Ga.

HIGH SCHOOL: Starr's Mill (Ga.) High School

ACQUIRED: Unrestricted Free Agent (Detroit), 2020

NFL YEAR: 9th • YEAR WITH BRONCOS: 2nd

NFL GAMES PLAYED/STARTED: 122/0 • POSTSEASON GP/GS: 2/0

MARTIN AT A GLANCE:

- A ninth-year player who has appeared in 122 career games with Detroit (2013-19) and Denver (2020), punting 538 times for 24,800 yards (46.1 avg. / 41.0 net) with 42 touchbacks and 194 punts inside the 20-yard line.
- Played all 16 games with the Broncos in 2020, punting 65 times for 3,040 yards 46.8 avg. / 41.4 net) and four touchbacks with 19 punts inside the 20-yard line.
- Handled kickoff duties with the Lions, and he is one of two punters with at least 450 kickoffs in the last eight seasons (469 kickoffs for 30,421 yards and 259 touchbacks).
- Played all 16 games for Detroit in 2019, punting 76 times for 3,445 yards (45.3 avg. / 41.8 net) and seven touchbacks with 31 punts inside the 20-yard line.
- Set career highs in 2016 in both gross average (48.5) and net average (44.2) on 62 punts, ranking second and third in the league, respectively, in those categories.
- Punted 226 times for 9,397 yards (41.6 avg.) and was named Southern Conference Special Teams Player of the Week seven times at Appalachian State University.
- Became only the second specialist in school history to be selected in the NFL Draft (P Harold Alexander, Atl. - 1993).

- Joined the Broncos as an unrestricted free agent on March 24, 2020.
- Selected by the Lions in the fifth round (165th overall) of the 2013 NFL Draft.

CAREER TRANSACTIONS: Signed by Detroit as a draft choice 5/10/13; Signed by Denver 3/24/20.



2020: Martin punted 65 times for 3,040 yards (46.8 avg. / 41.4 net) with four touchbacks and 19 punts inside the 20-yard line in 16 games played with the Broncos... Martin punted five times for a 46.4 average with three punts placed inside the 20 in his Broncos debut vs. Ten. (9/14)... His performance marked the first time in four seasons that a Broncos punter averaged at least 46 yards per kick while placing at least three inside the 20-yard line... Punted six times vs. LAC (11/1) for 325 yards and set season highs in net average (54.2), touchbacks (2) and longest punt (69)... Placed a season-high four punts inside the 20-yard line at Atl. (11/8)... Collected 50.0-yard net average for the fourth time in his career vs. Mia. (11/22) after punting three times for 156 yards (52.0 avg.).

2019: Martin punted 76 times for 3,445 yards (45.3 avg. / 41.8 net) with 31 punts inside the 20-yard line in 16 games played with Detroit... Punted eight times for 314 yards (39.3 avg. / 37.0 net) with four punts inside the 20-yard line at Ari. (9/8)... Collected 131 yards on three punts (43.7 avg. / 42.7 net) and made one special teams tackle vs. K.C. (9/29)... Recorded six punts for 243 yards (40.5 avg. / 39.0 net) with four punts inside the 20-yard line at Chi. (11/10)... Punted six times for 269 yards (44.8 avg. / 44.5 net) with four punts inside the 20-yard line vs. Dal. (11/17).

2018: Martin recorded 74 punts for 3,310 yards (44.7 avg. / 39.2 net) with 32 punts inside the 20-yard line in 16 games played... Punted five times for 211 yards (42.2 avg. / 39.4 net) with three punts inside the 20-yard line at S.F. (9/16)... Collected 228 yards on five punts (45.6 avg. / 45.2 net) with four punts inside the 20-yard line vs. G.B. (10/7)... Punted seven times for 317 yards (45.3 avg. / 41.6 net) with four punts inside the 20-yard line at Ari. (12/9)... Recorded 317 yards on seven punts (45.3 avg. / 40.9 net) with three punts inside the 20-yard line at Buf. (12/16).

2017: Martin punted 41 times for 1,779 yards (43.4 avg. / 37.6 net) with 13 punts inside the 20-yard line in 10 games played after spending the first six games of the season on the reserve/non-football injury list... Punted four times for 172 yards (43.0 avg. / 40.0 net) with three punts inside the 20-yard line at Chi. (11/19).

2016: Martin tallied 62 punts for 3,010 yards (48.5 avg. / 44.2 net) with 23 punts inside the 20-yard line in 16 regular season games played... Notched five punts for 232 yards (46.4 avg. / 45.4 net) with two punts inside the 20-yard line in Detroit's one postseason contest... Punted four times for 235 yards (58.5 avg. / 55.5 net) with two punts inside the 20-yard line and recorded seven kickoffs to earn NFC Special Teams Player of the Week honors at Ind. (9/11)... Punted five times for 217 yards (43.4 avg. / 41.6 net) with all five punts falling inside the 20-yard line vs. Ten. (9/18)... Punted six times for 291 yards (48.5 avg. / 48.0 net) with three punts inside the 20-yard line vs. Jac. (11/20)... Punted five times for 232 yards (46.4 avg. / 45.4 net) with two punts inside the 20-yard line in Detroit's NFC Wild Card game at Sea. (1/7).

2015: Martin punted 80 times for 3,679 yards (46.0 avg. / 42.0 net) with 25 punts inside the 20-yard line in 16 games played... Punted five times for 176 yards (35.2 avg. / 35.2 net) with three punts inside the 20-yard line at S.D. (9/13)... Punted eight times for 367 yards (45.9 avg. / 38.1 net) with three punts inside the 20-yard line at Sea. (10/5)... Collected 297 yards on seven punts (42.4 avg. / 41.4 net) with four punts inside the 20-yard line at G.B. (11/15)... Recorded four punts for 184 yards (46.0 avg. / 45.3 net) and eight kickoffs to earn NFC Special Teams Player of the Week honors vs. Phi. (11/26).

2014: Martin punted 68 times for 3,138 yards (46.1 avg. / 40.1 net) with 29 punts inside the 20-yard line in 16 regular season games played... Punted seven times for 330 yards (47.1 avg. / 44.3 net) with four punts inside the 20-yard line... Collected 213 yards on five punts (42.6 avg. / 39.6 net) with four punts inside the 20-yard line vs. N.O. (10/19)... Completed two passes for 27 yards (13.5 avg.) vs. Mia. (11/9)... Punted four times for 142 yards (35.5 avg. / 35.5 net) with one punt inside the 20-yard line in Detroit's NFC Wild Card game at Dal. (1/4).

2013: Selected by the Lions in the fifth round (165th overall) in the 2013 NFL Draft, Martin punted 72 times for 3,399 yards (47.2 avg. / 40.4 net) with 22 punts inside the 20-yard line in 16 games played... Punted six times for 315 yards (52.5 avg. / 40.7 net) and notched six kickoffs to earn NFC Special Teams Player of the Week honors at Was. (9/22). Recorded five punts for 229 yards (45.8 avg. / 47.8 net) with three punts inside the 20-yard line at Cle. (10/13).

COLLEGE: Martin punted 226 times for 9,397 yards (41.6 avg.) during his career to rank third in Appalachian State history... Was named Southern Conference Special Teams Player of the Week seven times... Became only the second specialist in Appalachian State history to be selected in the NFL draft.

PERSONAL: Martin played only one year of high school football and was named all-county at Starr's Mill (Ga.) High School... Was a four-year soccer letterman and earned all-state soccer recognition as a junior... Launched the Sam Martin Foundation in 2016 to help improve the lives of children with mental and physical conditions as well as animal welfare... Sam Martin was born on Feb. 27, 1990 in Fayetteville, Ga.

MARTIN'S REGULAR SEASON RECORD

Year	Club	G	S	No.	Yds.	Avg.	Net.	TB	In 20	LG	Blk.
2013	Detroit	16	0	72	3,399	47.2	40.4	10	22	72	1
2014	Detroit	16	0	68	3,138	46.1	40.1	5	29	71	0
2015	Detroit	16	0	80	3,679	46.0	42.0	3	25	66	0
2016	Detroit	16	0	62	3,010	48.5	44.2	3	23	63	0
2017	Detroit	10	0	41	1,779	43.4	37.6	6	13	64	0
2018	Detroit	16	0	74	3,310	44.7	39.2	4	32	61	0
2019	Detroit	16	0	76	3,445	45.3	41.8	7	31	62	0
2020	Denver	16	0	65	3,040	46.8	41.4	4	19	69	1

CAREER TOTALS 122 0 538 24,800 46.1 41.0 42 194 72 2

ADDITIONAL STATISTICS: Kickoffs — 2013 (70 for 4,708 yards), 2014 (74 for 4,814 yards), 2015 (70 for 4,624 yards), 2016 (75 for 4,791 yards), 2017 (50 for 3,242 yards), 2018 (68 for 4,366 yards), 2019 (60 for 3,762 yards), 2020 (2 for 114 yards), **TOTAL** (469 for 30,421 yards). Special teams tackles — 2013 (1), 2015 (2), 2018 (1), 2019 (1), **TOTAL** (5). Completed 2 passes for 27 yards (13.5 avg.) vs. Mia. (11/9/14). Miscellaneous fumble recoveries — 2013 (1), 2020 (1), **TOTAL** (2).

MARTIN'S POSTSEASON RECORD

Year	Club	G	S	No.	Yds.	Avg.	Net.	TB	In 20	LG	Blk.
2014	Detroit	1	0	4	142	35.5	35.5	0	1	48	0
2016	Detroit	1	0	5	232	46.4	45.4	0	2	55	0
CAREER TOTALS		2	0	9	374	41.6	41.0	0	3	55	0

MARTIN'S SINGLE GAME HIGHS

(Postseason in parentheses)

Punts — 8, twice, last at Arizona, 9/8/19 (5, at Seattle, 1/7/17). **Punting yards** — 367, at Seattle, 10/5/15 (232, at Seattle, 1/7/17). **Longest punt** — 72, at Washington, 9/22/13 (55, at Seattle, 1/7/17). **Punts inside the 20** — 5, vs. Tennessee, 9/18/16 (2, at Seattle, 1/7/17).

SAM MARTIN'S CAREER GAME-BY-GAME

(Victories asterisked)

2013 DETROIT (7-9)											
PUNTING											
Date	Opponent	P/S	No.	Yds.	Avg.	Net.	TB	In 20	LG	Blk.	Opp. Ret. Ret. Yds.
Sep 8	vs. Minnesota*	P	4	152	38.0	36.5	0	1	55	0	1 6
Sep 15	at Arizona	P	5	261	52.2	50.2	0	0	58	0	3 10
Sep 22	at Washington*	P	6	315	52.2	40.7	3	0	72	0	2 11
Sep 29	vs. Chicago*	P	3	150	50.0	37.7	1	1	57	0	2 17
Oct 6	at Green Bay	P	6	311	51.8	42.8	2	2	58	0	4 14
Oct 13	at Cleveland*	P	5	229	45.8	47.8	0	3	52	0	3 -10
Oct 20	vs. Cincinnati	P	4	173	43.3	41.3	0	3	65	0	1 8
Oct 27	vs. Dallas*	P	4	203	50.8	39.5	1	0	64	0	2 25
Nov 10	at Chicago*	P	4	178	44.5	40.5	0	1	59	0	1 16
Nov 17	at Pittsburgh	P	3	152	50.7	45.0	0	0	59	0	2 17
Nov 24	vs. Tampa Bay	P	3	151	50.3	33.0	0	1	56	1	2 19
Nov 28	vs. Green Bay*	P	1	33	33.0	33.0	0	1	33	0	0 0
Dec 8	at Philadelphia	P	6	236	39.3	37.2	1	2	51	0	2 -7
Dec 16	vs. Baltimore	P	5	230	46.0	37.2	1	3	57	0	1 24
Dec 22	vs. N.Y. Giants	P	6	270	45.0	41.2	0	2	55	0	3 23
Dec 29	at Minnesota	P	7	355	50.7	36.9	1	2	63	0	3 77
Season Totals			16/0	72	3,399	47.2	40.4	10	22	72	1 32 250
2014 DETROIT (11-5)											
PUNTING											
Date	Opponent	P/S	No.	Yds.	Avg.	Net.	TB	In 20	LG	Blk.	Opp. Ret. Ret. Yds.
Sep 8	vs. N.Y. Giants*	P	2	109	54.5	39.5	0	1	57	0	2 30
Sep 14	at Carolina	P	5	233	46.6	41.0	1	1	64	0	2 8
Sep 21	vs. Green Bay*	P	2	104	52.0	40.5	0	1	55	0	2 23
Sep 28	at N.Y. Jets*	P	6	306	51.0	44.8	1	2	55	0	4 17
Oct 5	vs. Buffalo	P	7	330	47.1	44.3	0	4	60	0	3 20
Oct 12	at Minnesota*	P	7	341	48.7	40.6	1	2	63	0	3 37
Oct 19	vs. New Orleans*	P	5	213	42.6	39.6	0	4	57	0	1 15
Oct 26	at Atlanta*	P	3	124	41.3	34.7	0	2	51	0	1 20
Nov 9	vs. Miami*	P	3	137	45.7	37.3	1	1	59	0	1 5
Nov 16	at Arizona	P	6	249	41.5	40.8	0	3	56	0	2 4
Nov 23	at New England	P	5	231	46.2	43.2	0	2	55	0	4 15
Nov 27	vs. Chicago*	P	3	153	51.0	42.7	0	1	59	0	2 25
Dec 7	vs. Tampa Bay*	P	3	155	51.7	45.0	1	1	71	0	0 0
Dec 14	vs. Minnesota*	P	6	266	44.3	38.2	0	2	57	0	2 37
Dec 21	at Chicago*	P	1	35	35.0	35.0	0	1	35	0	0 0
Dec 28	at Green Bay	P	4	152	38.0	24.3	0	1	45	0	1 55
Season Totals			16/0	68	3,399	46.1	40.1	5	29	71	0 30 311
Jan 4	at Dallas	P	4	142	35.5	35.5	0	1	48	0	1 0
Postseason Totals			1/0	4	142	35.5	35.5	0	1	48	0 0 0
SNFC Wild Card Game											

2015 DETROIT (7-9)												
PUNTING												
Date	Opponent	P/S	No.	Yds.	Avg.	Net.	TB	In 20	LG	Blk.	Opp. Ret.	Ret. Yds.
Sep 13	at San Diego	P	5	176	35.2	35.2	0	3	42	0	0	0
Sep 20	at Minnesota	P	4	177	44.3	34.5	0	2	53	0	3	39
Sep 27	vs. Denver	P	5	266	53.2	46.6	1	1	66	0	2	13
Oct 5	at Seattle	P	8	367	45.9	38.1	1	3	62	0	5	42
Oct 11	vs. Arizona	P	4	172	43.0	39.0	0	3	54	0	2	16
Oct 18	vs. Chicago*	P	4	221	55.3	48.5	0	0	60	0	4	27
Oct 25	vs. Minnesota	P	6	296	49.3	45.5	0	1	53	0	4	23
Nov 1	at Kansas City	P	6	282	47.0	40.2	0	0	53	0	6	41
Nov 15	at Green Bay*	P	7	297	42.4	41.4	0	4	56	0	2	7
Nov 22	vs. Oakland*	P	5	238	47.6	44.4	0	1	57	0	4	16
Nov 26	vs. Philadelphia*	P	4	184	46.0	45.3	0	0	47	0	2	3
Dec 3	vs. Green Bay	P	6	274	45.7	45.7	0	2	56	0	0	0
Dec 13	at St. Louis	P	7	322	46.0	41.0	1	2	59	0	4	15
Dec 21	at New Orleans*	P	3	133	44.3	40.3	0	1	49	0	2	12
Dec 27	vs. San Francisco*	P	3	131	43.7	43.7	0	2	52	0	2	0
Jan 3	at Chicago*	P	3	143	47.7	44.7	0	0	58	0	2	9
Season Totals		16/0	80	3,679	46.0	42.0	3	25	66	0	43	263

2016 DETROIT (9-7)												
PUNTING												
Date	Opponent	P/S	No.	Yds.	Avg.	Net.	TB	In 20	LG	Blk.	Opp. Ret.	Ret. Yds.
Sep 11	at Indianapolis*	P	4	235	58.8	55.5	0	2	63	0	2	13
Sep 18	vs. Tennessee	P	5	217	43.4	41.6	0	5	51	0	2	9
Sep 25	at Green Bay	P	2	95	47.5	47.0	0	0	49	0	1	1
Oct 2	at Chicago	P	5	245	49.0	45.6	0	1	57	0	3	17
Oct 9	vs. Philadelphia*	P	3	159	53.0	44.3	1	1	57	0	1	6
Oct 16	vs. Los Angeles*	P	2	104	52.0	51.0	0	1	56	0	1	2
Oct 23	vs. Washington*	P	3	153	51.0	45.7	0	1	58	0	1	16
Oct 30	at Houston	P	5	223	44.6	37.6	0	0	52	0	5	35
Nov 6	at Minnesota*	P	5	262	52.4	46.2	0	0	55	0	4	31
Nov 20	vs. Jacksonville*	P	6	291	48.5	48.0	0	3	61	0	2	3
Nov 24	vs. Minnesota*	P	4	168	42.0	42.0	0	2	51	0	2	0
Dec 4	at New Orleans*	P	2	85	42.5	30.5	0	1	53	0	1	24
Dec 11	vs. Chicago*	P	2	102	51.0	41.0	1	1	57	0	0	0
Dec 18	at N.Y. Giants	P	6	275	45.8	37.8	1	1	63	0	4	28
Dec 26	at Dallas	P	4	196	49.0	47.8	0	2	54	0	2	5
Jan 1	vs. Green Bay	P	4	200	50.0	45.0	0	2	56	0	4	20
Season Totals		16/0	62	3,010	48.5	44.2	3	23	63	0	35	210

Jan 7	at Seattle	P	5	232	46.4	45.4	0	2	55	0	1	5
Postseason Totals		1/0	5	232	46.4	45.4	0	2	55	0	1	5

SNFC Wild Card Game

2017 DETROIT (9-7)												
PUNTING												
Date	Opponent	P/S	No.	Yds.	Avg.	Net.	TB	In 20	LG	Blk.	Opp. Ret.	Ret. Yds.
Games 1-6												
Oct 29	vs. Pittsburgh	P	3	119	39.7	39.7	0	1	55	0	0	0
Nov 6	at Green Bay*	P	0	0	—	—	0	0	—	0	0	0
Nov 12	vs. Cleveland*	P	4	176	44.0	36.3	1	1	48	0	2	11
Nov 19	at Chicago*	P	4	172	43.0	40.0	0	3	53	0	2	12
Nov 23	vs. Minnesota	P	4	180	45.0	41.5	0	1	49	0	2	14
Dec 3	at Baltimore	P	6	275	45.8	41.2	0	1	54	0	3	28
Dec 10	at Tampa Bay*	P	5	207	41.4	33.4	2	1	50	0	0	0
Dec 16	vs. Chicago*	P	4	182	45.5	40.0	1	2	64	0	1	2
Dec 24	at Cincinnati	P	5	202	40.4	35.8	1	2	60	0	1	3
Dec 31	vs. Green Bay*	P	6	266	44.3	33.3	1	1	55	0	3	46
Season Totals		10/0	41	1,779	43.4	37.6	6	13	64	0	14	116

2018 DETROIT (6-10)												
PUNTING												
Date	Opponent	P/S	No.	Yds.	Avg.	Net.	TB	In 20	LG	Blk.	Opp. Ret.	Ret. Yds.
Sep 10	vs. N.Y. Jets	P	3	152	50.7	5.0	0	0	55	0	3	137
Sep 16	at San Francisco	P	5	211	42.2	39.4	0	3	44	0	2	14
Sep 23	vs. New England*	P	2	90	45.0	45.0	0	1	50	0	0	0
Sep 30	at Dallas	P	4	171	42.8	37.8	1	2	52	0	0	0
Oct 7	vs. Green Bay*	P	5	228	45.6	45.2	0	4	53	0	2	2
Oct 21	at Miami*	P	1	61	61.0	42.0	0	0	61	0	1	19
Oct 28	vs. Seattle	P	4	181	45.3	37.8	1	1	54	0	1	10
Nov 4	at Minnesota	P	5	222	44.4	39.6	0	1	52	0	1	24
Nov 11	at Chicago	P	4	156	39.0	34.5	0	1	54	0	1	18
Nov 18	vs. Carolina*	P	6	281	46.8	43.7	1	3	55	0	1	-1
Nov 22	vs. Chicago	P	5	227	45.4	36.2	0	1	59	0	4	46
Dec 2	vs. L.A. Rams	P	6	286	47.7	44.7	0	2	58	0	3	18
Dec 9	at Arizona*	P	7	317	45.3	41.6	0	4	51	0	5	26
Dec 16	at Buffalo	P	7	317	45.3	40.9	1	3	55	0	3	11
Dec 23	vs. Minnesota	P	6	249	41.5	40.2	0	4	52	0	1	8
Dec 30	at Green Bay*	P	4	161	40.3	40.3	0	2	53	0	1	0
Season Totals		16/0	74	3,310	44.7	39.2	4	32	61	0	29	332

2019 DETROIT (3-12-1)												
PUNTING												
Date	Opponent	P/S	No.	Yds.	Avg.	Net.	TB	In 20	LG	Blk.	Opp. Ret.	Ret. Yds.
Sep 8	at Arizona	P	8	314	39.3	37.0	0	4	55	0	3	18
Sep 15	vs. L.A. Chargers*	P	4	176	44.0	44.0	0	2	48	0	1	0
Sep 22	at Philadelphia*	P	5	226	45.2	36.8	2	2	53	0	1	2
Sep 29	vs. Kansas City	P	3	131	43.7	42.7	0	0	49	0	2	3
Oct 14	at Green Bay	P	4	186	46.5	48.8	0	2	51	0	1	-9
Oct 20	vs. Minnesota	P	3	150	50.0	47.0	0	2	62	0	2	9
Oct 27	vs. N.Y. Giants*	P	2	88	44.0	43.0	0	0	45	0	1	2
Nov 3	at Oakland	P	2	86	43.0	25.0	1	0	47	0	1	16
Nov 10	at Chicago	P	6	243	40.5	39.0	0	4	58	0	2	9
Nov 17	vs. Dallas	P	6	269	44.8	44.5	0	4	57	0	2	2
Nov 24	at Washington	P	4	162	40.5	40.5	0	1	50	0	2	0
Nov 28	vs. Chicago	P	5	231	46.2	43.0	1	3	60	0	2	-4
Dec 8	at Minnesota	P	7	347	49.6	43.4	0	3	56	0	4	43
Dec 15	vs. Tampa Bay	P	5	258	51.6	47.6	1	2	62	0	1	0
Dec 22	at Denver	P	5	261	52.2	43.8	1	0	57	0	2	22
Dec 29	vs. Green Bay	P	7	317	45.3	40.0	1	2	52	0	2	17
Season Totals			16/0	76	3,445	45.3	41.8	7	31	62	0	130

2020 DENVER (5-11)												
PUNTING												
Date	Opponent	P/S	No.	Yds.	Avg.	Net.	TB	In 20	LG	Blk.	Opp. Ret.	Ret. Yds.
Sep 14	vs. Tennessee	P	5	232	46.4	42.6	0	3	56	0	3	19
Sep 20	at Pittsburgh	P	4	169	42.3	36.0	0	1	55	0	2	25
Sep 27	vs. Tampa Bay	P	5	226	45.2	34.2	0	0	49	1	3	21
Oct 1	at N.Y. Jets*	P	1	49	49.0	38.0	0	0	49	0	1	11
Oct 18	at New England*	P	2	77	38.5	38.5	0	1	46	0	0	0
Oct 25	vs. Kansas City	P	3	161	53.7	46.7	0	1	60	0	2	21
Nov 1	vs. L.A. Chargers*	P	6	325	54.2	41.2	2	1	69	0	3	38
Nov 8	at Atlanta	P	5	225	45.0	42.4	0	4	64	0	1	13
Nov 15	at Las Vegas	P	4	201	50.3	45.3	0	0	58	0	3	20
Nov 22	vs. Miami*	P	3	156	52.0	50.0	0	1	56	0	1	6
Nov 29	vs. New Orleans	P	7	332	47.5	41.9	1	0	55	0	1	19
Dec 6	at Kansas City	P	3	115	38.3	36.7	0	1	40	0	1	5
Dec 13	at Carolina*	P	4	177	44.3	44.3	0	2	58	0	2	0
Dec 19	vs. Buffalo	P	6	291	48.5	47.3	0	2	56	0	4	7
Dec 27	at L.A. Chargers	P	3	124	41.3	34.7	1	1	44	0	0	0
Jan 3	vs. Las Vegas	P	4	168	42.0	36.8	0	1	53	0	1	21
Season Totals			16/0	65	3,040	46.8	41.4	4	19	69	1	226



BOBBY MASSIE

70

TACKLE



6-6 • 325 • 10TH YR. • MISSISSIPPI

BORN: Aug. 1, 1989, in Lynchburg, Va.

HIGH SCHOOL: Liberty Christian Academy, Lynchburg, Va.

ACQUIRED: Free Agent, 2021

NFL YEAR: 10th • YEAR WITH BRONCOS: 1st

NFL GAMES PLAYED/STARTED: 118/110 • POSTSEASON GP/GS: 4/4

MASSIE AT A GLANCE:

- A 10th-year tackle who has started 110-of-118 regular season games and four postseason contests with Arizona (2012-15) and Chicago (2016-20).
- Started the third-most games at right tackle (114) among all active NFL offensive linemen.
- Opened the first eight games of the season for Chicago in 2020 before being placed on injured reserve on Nov. 3 with a knee injury.
- Started all 65 games (64 reg., 1 post) during his five seasons with the Bears, including all 16 contests in 2018.
- Played 54 regular-season games (46 starts) and started three postseason contests with the Cardinals from 2012-15.
- Appeared in 37 games (29 starts) during his three-year collegiate career at Ole Miss.
- Was a two-time All-SEC selection, and finished his career with 239 knockdowns and 29 TD-resulting blocks.
- Selected by the Cardinals in the fourth round (112th overall) of the 2012 NFL Draft.
- Signed by the Broncos as a free agent on May 12, 2021.

MASSIE AMONG ACTIVE LEADERS IN GAMES STARTED AT RT

MOST STARTS AT RIGHT TACKLE, ACTIVE NFL OFFENSIVE LINEMEN

Player	Team	Starts
1. Mitchell Schwartz	Cle./K.C.	141
2. Bryan Bulaga	G.B./LAC	134
3. Bobby Massie	Ari./Chi.	112
4. Demar Dotson	T.B./Den.	109
5. Lane Johnson	Phi.	103

CAREER TRANSACTIONS: Signed by Arizona as a draft choice 5/15/12; Signed by Chicago as an unrestricted free agent 3/9/16; Re-signed with Chicago 1/26/19; Signed by Denver as a free agent 5/12/21.



2020: Massie started eight games for the Bears in his fifth season with the team... Surrendered just two sacks and wasn't flagged for a single penalty... Missed the final eight games of the season after being placed on injured reserve on Nov. 3 with a knee injury.

2019: Massie opened 10 games at right tackle... Inactive for Week 3 and Weeks 13-17.

2018: Massie started all 16 games for the third time in his career... Opened the Bears' Wild Card playoff game against Philadelphia... Aided the offensive line in surrendering just 33 sacks, which was tied for the third fewest in the NFC.

2017: Massie opened all 15 games for the Bears at right tackle.

2016: Massie, who signed with Chicago as an unrestricted free agent, started 15 games at right tackle for the Bears... Helped pave the way for rookie RB Jordan Howard to rush for 1,313 yards, the second most in the NFL that season... Was part of an offensive unit that accumulated the third-most passing yards (gross and net) in a single season in franchise history.

2015: Massie opened the final 14 regular-season games and both playoff contests for the Cardinals... Helped the team gain 6,692 yards from scrimmage, which ranked second in the NFL and second in team annals... Was part of an offensive line that surrendered the fourth-fewest sacks in the league (27).

2014: Massie started all 16 games at right tackle for the second time in three seasons and opened Arizona's playoff game against Carolina... Was part of an offensive line that allowed just 28 sacks on the season, which tied for the sixth fewest in the NFL.

2013: Massie saw action in eight games with the Cardinals, seeing time at right tackle and as an eligible extra blocker... Was inactive for the first six games of the season and made his season debut vs. Atlanta (10/27).

2012: Selected by Arizona in the fourth round (117th overall) of the 2012 NFL Draft, Massie started all 16 games during his rookie season... Was the only Cardinals rookie to start all 16 games and was one of six rookie offensive linemen in the NFL to open every contest.

COLLEGE: Massie appeared in 37 games during his collegiate career at Ole Miss, and started the final 29 contests at right tackle... Was a two-time All-SEC selection... Never surrendered a sack while playing on the first unit offensive line, and finished his collegiate career 239 knockdowns and 29 TD-resulting blocks... Attended Hargrave Military Academy in Chatham, Va., where he was rated the top prep player in the nation.

PERSONAL: Massie attended Liberty Christian Academy in Lynchburg, Va., where he was an All-State and All-Virginia Independent first team selection as an offensive tackle and nose guard... Was part of a defensive unit during his senior year that allowed only 117 points while going 13-0 and capturing a league title... Posted 21 tackles, four sacks and one interception as a senior... Bobby Massie was born on Aug. 1, 1989, in Lynchburg, Va.


MASSIE'S REGULAR SEASON RECORD

Year	Club	G	S
2012	Arizona	16	16
2013	Arizona	8	0
2014	Arizona	16	16
2015	Arizona	14	14
2016	Chicago	15	15
2017	Chicago	15	15
2018	Chicago	16	16
2019	Chicago	10	10
2020	Chicago	8	8
CAREER TOTALS		118	110

ADDITIONAL STATISTICS: Miscellaneous tackles — 2014 (1), 2015 (3), 2016 (1), 2019 (1), 2020 (1), TOTAL (7). Miscellaneous FR — 2014 (1), 2015 (2), 2017 (2), 2020 (1), TOTAL (6).

MASSIE'S POSTSEASON RECORD

Year	Club	G	S
2014	Arizona	1	1
2015	Arizona	2	2
2018	Chicago	1	1
CAREER TOTALS		4	4



BRANDON McMANUS

8

KICKER



6-3 • 201 • 8TH YR. • TEMPLE

BORN: July 25, 1991, in Philadelphia

HIGH SCHOOL: North Penn High School, Lansdale, Pa.

ACQUIRED: Free Agent, 2014

NFL YEAR: 8th • YEAR WITH BRONCOS: 8th

NFL GAMES PLAYED/STARTED: 110/0 • POSTSEASON GP/GS: 4/0

McMANUS AT A GLANCE:

- A eighth-year kicker who has appeared in 110 regular-season games and four postseason contests with Denver from 2014-20, connecting on 169-of-207 career field goals (81.6%).
- Owns Denver's second-highest overall (regular season + postseason) field goal percentage, connecting on 179-of-217 attempts (82.5%) during his career.
- Ranks second in team history with 27 50+ yard field goals and 169 regular-season made field goals, and third in team annals in points scored (726).
- Has made multiple 50+ yard field goals in a single game on seven occasions, tying him for the most in NFL history.
- Among active players, has accounted for the seventh-most kicking points (726) since entering the league in 2014.
- Set a career-high and single-game franchise record for the most made field goals, finishing a perfect 6-for-6 on field goal attempts (45, 44, 27, 52, 20, 54) at N.E. on Oct. 18, 2020.
- Earned AFC Special Teams Player of the Week honors twice in 2020 (Weeks 4 & 6) after his performances against the New York Jets (10/1) and New England Patriots (10/18).
- Made 10 field goals of 50+ yards in 2020, which set a single-season franchise record and tied him for the most NFL.
- Knocked in 29-of-34 attempts (85.3%) and converted 25-of-26 extra points (96.2%) in 2019.
- Hit 20-of-25 field goals (80.0%) in 2018 and converted all 35 extra point attempts.
- Made 24-of-32 field goal attempts (75.0%) and was a perfect 27-for-27 on extra points in 2017.
- Connected on 29-of-34 field goals (85.3%) in 2016 and made 32-of-33 extra point attempts.
- Finished the 2015 season tied for third in team annals with a career-high 30 made field goals, while making 35-of-36 extra point attempts (97.2%).
- Named AFC Special Teams Player of the Month (October, 2015) after converting 10-of-11 field goals, including the first two game-winning kicks of his career.
- Totaled the second-most made field goals all-time in a single postseason (10-for-10) during Denver's Super Bowl 50-winning playoff run.
- Received the 2012 College Football Performance Awards Specialist Trophy as the nation's best overall kicker following his senior year at Temple University.
- Holds Temple career records for points scored (338), field goals (60) and punting average (45.4).
- Joined the Broncos on Aug. 26, 2014 in a trade with the N.Y. Giants.
- Entered the NFL as a college free agent with Indianapolis on April 30, 2013.

CAREER TRANSACTIONS: Signed by Indianapolis as a college free agent 4/30/13; Waived by Indianapolis 8/25/13; Signed to a future contract by N.Y. Giants on 1/2/14; Traded to Denver 8/26/14; Waived by Denver 11/25/14; Signed by Denver (practice squad) 12/5/14; Signed by Denver (active roster) 12/6/14; Re-signed by Denver 4/18/16; Re-signed by Denver 6/14/17; Re-signed by Denver 9/11/17. Re-signed by Denver 9/11/20.



2020: McManus made 28-of-34 field goal attempts (82.4%), while connecting on 24-of-27 extra points (88.9%)... Made his first two field goals of the season at Pit. (9/20), surpassing K Matt Prater for third all time in regular-season made field goals in Broncos history... Kicked a go-ahead 53-yard field goal at NYJ (10/1)... Played in 100th career game at N.E. (10/18), set a career high and single-game franchise record with six made field goals (45, 44, 27, 52, 20, 54) and connected on multiple 50-yard field goals for the sixth time in his career... Earned AFC Special Teams Player of the Week honors for Week 4 and Week 6 after connecting on 3-of-3 field goals (40, 54, 53) and 4-of-4 PATs for 13 points against the Jets and 6-of-6 field goals (45, 44, 27, 52, 20, 54) for 18 points at N.E. (10/18)... Tied K Matt Prater for the third-most total points in franchise history after connecting on 2-of-2 field goals (43, 41) and 3-of-3 PATs for nine points at Atl. (11/8)...

McMANUS AMONG MOST ACCURATE KICKERS IN TEAM HISTORY

BEST OVERALL (REG. SEASON + POSTSEASON) FIELD GOAL PERCENTAGE, BRONCOS HISTORY

	Player	FGM	FGA	PCT.
1.	Matt Prater	150	181	82.9
2.	Brandon McManus	179	216	82.5
3.	Jason Elam	410	508	80.7
4.	David Treadwell	106	138	76.8
5.	Rich Karlis	149	211	70.6

Surpassed kicker Matt Prater for the third-most points in franchise history after converting both field goal attempts (50, 33) at Las Vegas (11/15)... Made his seventh field goal of 50+ yards and nailed a career-long 58-yard field goal vs. N.O. (11/29)... Made 3-of-4 field goal attempts at LAC (12/27), recorded his ninth and 10th field goal of 50+ yards this season and made multiple 50+yard field goals in a single game for the seventh time in his career, tying the NFL record.

2019: Connected on 29-of-34 attempts (85.3%), including 4-of-7 (57.1%) from 50+ yards, and converted 25-of-26 extra points... Made all three field goal attempts (53 LG) vs. Ten. (10/13)... Connected on all three field goal attempts vs. LAC (12/1), had makes from 52 and 53 yards and notched his sixth career game-tying or game-winning field goal in the last two minutes of the fourth quarter or overtime... Became the second Broncos kicker (K Matt Prater vs. Chi., 12/11/11) and sixth NFL kicker all-time to kick multiple 50-yard field goals with five minutes or less remaining in the fourth quarter/overtime of a single game in Week 13 against the Chargers... Moved into a tie for third place in franchise history with 141 made field goals while connecting on 3-of-4 attempts (75%) vs. Oak.

2018: McManus connected on 20-of-25 field goals (80.0%) for Denver and converted all 35 extra point attempts... Made a pair of 50-yard field goals (51, 53) vs. Sea. (9/19), giving him three career games with multiple 50-yard field goals... Posted his fourth-career game-winning kick (36 yds.) with 0:06 remaining vs. Oak. (9/16)... Kicked a 30-yard field goal to give him 100 made field goals for his career at NYJ (10/7), moving him past David Treadwell for fifth on the franchise's all-time field goal list... Kicked his fifth career game-winning field goal (34 yds.) at LAC (11/18).

2017: McManus ended the season 24-of-32 (75.0%) on field goal attempts and a perfect 27-for-27 on extra point attempts... Had four games with three made field goals... Finished the season with three field goals of 50-plus yards... Connected on all six extra point attempts vs. Dal. (9/17)... Made all three field goals (38, 35, 28) at Buf. (9/24)... Nailed a pair of 50-plus yard attempts (52, 53) at Phi. (11/5)... Connected on all three field goal attempts (39, 33, 36) vs. N.E. (11/12).

2016: McManus connected on 29 field goals—three from 50-plus yards—on 34 attempts (85.3%) and made 32-of-33 extra point attempts (97.0%)... Finished 4-of-5 on field goals (23, 43, 33, 35) vs. Ind. (9/18)... Kicked three field goals (35, 46, 45) vs. Atl. (10/9)... Kicked two field goals—including a 55-yard field goal as time expired in the first half—at Oak. (11/6)... Connected on 3-of-4 field goal attempts—including his seventh career 50-yard field goal to give him the third most in team history—and made a special-teams stop at N.O. (11/13)... Surpassed 300 points in his career against N.E. to become the 12th player (sixth fastest) in team history to reach that mark... Kicked a 52-yard field goal in the second quarter—his third 50-yard field goal of the season—in addition to running for six yards on a fake field goal attempt at K.C. (12/25).

2015: McManus tied for third in franchise history with a career-high 30 made field goals (35 attempts), including three game-winning kicks, and added 35 extra points (36 attempts) for 125 total points... Totaled 55 touchbacks on 78 kickoffs for the league's fourth-best percentage (70.5)... Was a perfect 10-for-10 on field goals in Denver's three postseason games to represent the second-most made field goals all-time in a single postseason... Began the season with 13 consecutive field goals, which tied for second in Broncos history to start a season... Was a perfect 4-for-4 (57, 56, 43, 33) vs. Bal. (9/13), becoming the second kicker in NFL history to convert two field goals of 56 yards or longer in the same game... Named AFC Special Teams Player for the Month for October after connecting on 10-of-11 field goals, including the first two game-winning kicks of his career... Kicked the game-winning 37-yard field goal on the first possession of overtime vs. Cin. (12/28)... Tied an NFL postseason record with five made field goals (28, 41, 51, 41, 45) in Denver's AFC Divisional Playoff Game vs. Pit. (1/17)... Tied K Matt Prater with his seventh made field goal of the season (including postseason) from 50-plus yards, and connected on both of his attempts (52, 31) in Denver's AFC Championship Game vs. N.E. (1/24)... Drilled three field goals (34, 33, 30) in Denver's Super Bowl 50 victory vs. Car. (2/7).

2014: McManus, who spent the preseason with the N.Y. Giants before being traded to Denver on Aug. 26, appeared in 15 regular-season games and one playoff contest for the Broncos... Connected on 9-of-13 (.692) field goals and converted all 41 PATs in addition to ranking fourth in the NFL in touchback percentage (70.3 / 64-of-91)... Waived on Nov. 25 before being signed back to the active roster on Dec. 6 to handle kickoff duties for the remainder of the season.

2013: McManus, who entered the NFL with Indianapolis as a college free agent, competed with the Colts during the preseason before being waived on Aug. 26.

COLLEGE: McManus holds Temple University career records for points scored (338), field goals made (60) and attempted (83) and punting average (45.4)... Named the recipient of the 2012 College Football Performance Awards Specialist Trophy as the nation's best overall kicker after converting 14-of-17 field goals and 32-of-33 extra point tries for 74 points... Punted 54 times for 2,433 yards (45.1 avg.), including 15 kicks of 50-plus yards as a senior... Earned All-Big East first-team honors as a punter and was a second-team choice as a kicker.

PERSONAL: McManus was a four-year letter winner as a kicker and punter at North Penn High School in Lansdale, Pa.... Selected to play in the 2009 Big 33 All-Star Game... Named a first-team All-Suburban One Conference selection and a first-team *Times-Herald* All-Area pick as a senior... Scored 229 career points and helped his team win district championships in 2005 and 2008 and conference titles in 2006 and 2008... Majored in biology/pre-med at Temple... Co-founded the Anti Bully Squad to create a permanent solution to bullying through education, advocacy, awareness and prevention.... Received the Broncos Community Ambassador Award for 2019... Brandon Tyler McManus was born on July 25, 1991 in Philadelphia.

McMANUS' REGULAR SEASON RECORD

		FIELD GOALS								PATs				
Year	Club	G	1-19	20-29	30-39	40-49	50-59	60+	TOTAL	Pct.	Md./Att.	Pct.	Pts	
2014	Denver	15	0/0	5/5	2/3	2/3	0/2	0/0	9/13	.692	41/41	1.000	68	
2015	Denver	16	0/0	12/12	8/8	5/8	5/7	0/0	30/35	.857	35/36	.972	125	
2016	Denver	16	0/0	9/9	10/10	7/9	3/5	0/1	29/34	.853	32/33	.970	119	
2017	Denver	16	0/0	6/8	11/12	4/6	3/5	0/1	24/32	.750	27/27	1.000	99	
2018	Denver	16	0/0	5/5	6/6	7/7	2/6	0/1	20/25	.800	35/35	1.000	95	
2019	Denver	16	0/0	6/6	9/9	10/12	4/6	0/1	29/34	.853	25/26	.962	112	
2020	Denver	15	0/0	6/6	4/5	8/8	10/13	0/2	28/34	.824	24/27	.889	108	
CAREER TOTALS		110	0/0	49/51	50/53	43/53	27/44	0/6	169/207	.816	219/225	.973	726	

ADDITIONAL STATISTICS: Kickoffs — 2014 (91 for 5,981 yards, 65.7 avg., 64 TBs), 2015 (78 for 5,012 yards, 64.3 avg., 55 TBs), 2016 (75 for 4,776 yards, 63.7 avg., 50 TBs), 2017 (65 for 4,114 yards, 63.3 avg., 45 TBs), 2018 (69 for 4,431 yards, 60.9 avg., 42 TBs), 2019 (72 for 4,634 yards, 64.4 avg., 55 TBs), 2020 (69 for 4,480 yards, 64.9 avg., 54 TBs), TOTAL (519 for 33,428 yds., 64.4 avg., 365 TBs). Punts — 2015 (1 for 41 yards, 41.0 avg., 21.0 net, 1 TB), 2017 (1 for 26 yards, 26.0 avg., 26.0 net, 0 TB), TOTAL (2 for 67 yards, 33.5 avg., 23.5 net, 1 TB). Special-Teams tackles— 2015 (1), 2016 (3), 2017 (1), 2018 (1), 2019 (1), 2020 (1), TOTAL (8). Carried one time for 6 yards at K.C. (12/25/16).

McMANUS' POSTSEASON RECORD

Year	Club	G	FIELD GOALS							TOTAL	Pct.	PATs		
			1-19	20-29	30-39	40-49	50-59	60+	Md./Att.			Pct.	Pts.	
2014	Denver	1	0/0	0/0	0/0	0/0	0/0	0/0	0/0	0.000	0/0	0.0	0	
2015	Denver	3	0/0	1/1	4/4	3/3	2/2	0/0	10/10	1.000	3/3	100.0	33	
CAREER TOTALS		4	0/0	1/1	4/4	3/3	2/2	0/0	10/10	1.000	3/3	100.0	33	

ADDITIONAL STATISTICS: Kickoffs — 2014 (4 for 235 yards, 58.8 avg., 2 TBs), 2015 (17 for 1,102 yards, 64.8 avg., 14 TBs), TOTAL (21 for 1,337 yards, 63.7 avg., 16 TBs).

McMANUS' SINGLE-GAME HIGHS

(Postseason in parentheses)

Field goals made — 6, at New England, 10/18/20 (5 vs. Pittsburgh, 1/17/16). **Field goals attempted** — 6, twice, last vs. Las Vegas, 1/3/21 (5 vs. Pittsburgh, 1/17/16). **Longest field goal made** — 58 vs. New Orleans, 11/29/20 (52 vs. New England, 1/24/16). **50-yard made** — 2, 7x, last at L.A. Chargers, 12/27/20 (none). **PATs made** — 6, 3x, last at Arizona, 10/18/18 (2 vs. New England, 1/24/16). **Points scored** — 18, at New England, 10/18/20 (15 vs. Pittsburgh, 1/17/16).

McMANUS' GAME-WINNING KICKS (6)

Date	Opponent	Down/Tied	Distance	Time Left	Drive/T.O.P.
10/4/15	vs. Minnesota	20-20, 4th	39 yards	1:51, 4th	9-55/3:20
10/18/15	at Cleveland	23-23, OT	34 yards	4:56, OT	13-72/6:42
12/28/15	vs. Cincinnati	17-17, OT	37 yards	10:00, OT	14-61/5:00
9/16/18	vs. Oakland	19-17, 4th	36 yards	0:06, 4th	10-62/1:52
11/18/18	at L.A. Chargers	22-20, 4th	34 yards	0:03, 4th	7-76/1:51
12/11/19	vs. L.A. Chargers	20-20, 4th	53 yards	0:14, 4th	1-37/0:14

BRANDON McMANUS' CAREER GAME-BY-GAME

(Victories asterisked)

2014 DENVER (12-4)			FIELD GOALS								PATs			
Date	Opponent	P/S	10-19	20-29	30-39	40-49	50-59	60+	TOTAL	Pct.	Md./Att.	Pct.	Pts.	
Sep 7	vs. Indianapolis*	P	0/0	1/1	0/0	0/0	0/0	0/0	1/1	1.000	4/4	1.000	7	
Sep 14	vs. Kansas City*	P	0/0	1/1	0/0	0/0	0/0	0/0	1/1	1.000	3/3	1.000	6	
Sep 21	at Seattle	P	0/0	1/1	0/0	0/0	0/0	0/0	1/1	1.000	2/2	1.000	5	
Oct 5	vs. Arizona*	P	0/0	0/0	0/0	2/2	0/1	0/0	2/3	.667	5/5	1.000	11	
Oct 12	at N.Y. Jets*	P	0/0	0/0	1/1	0/0	0/0	0/0	1/1	1.000	4/4	1.000	7	
Oct 19	vs. San Francisco*	P	0/0	0/0	0/0	0/0	0/0	0/0	0/0	.000	6/6	1.000	6	
Oct 23	vs. San Diego*	P	0/0	0/0	0/0	0/0	0/1	0/0	0/1	.000	5/5	1.000	5	
Nov 2	at New England	P	0/0	0/0	0/0	0/1	0/0	0/0	0/1	.000	3/3	1.000	3	
Nov 9	at Oakland*	P	0/0	2/2	0/0	0/0	0/0	0/0	2/2	1.000	5/5	1.000	11	
Nov 16	at St. Louis	P	0/0	0/0	0/0	0/0	0/0	0/0	0/0	.000	1/1	1.000	1	
Nov 23	vs. Miami*	P	0/0	0/0	1/2	0/0	0/0	0/0	1/2	.500	4/4	1.000	7	
Game 12 NOT WITH TEAM														
Dec 7	vs. Buffalo*	P	0/0	0/0	0/0	0/0	0/0	0/0	0/0	.000	0/0	.000	0	
Dec 14	at San Diego*	P	0/0	0/0	0/0	0/0	0/0	0/0	0/0	.000	0/0	.000	0	
Dec 22	at Cincinnati	P	0/0	0/0	0/0	0/0	0/0	0/0	0/0	.000	0/0	.000	0	
Dec 28	vs. Oakland*	P	0/0	0/0	0/0	0/0	0/0	0/0	0/0	.000	0/0	.000	0	
Regular Season Totals			15/0	0/0	3/3	2/3	2/3	0/2	0/0	9/13	.692	41/41	1.000	68
Jan 11 vs. Indianapolis†			P	0/0	0/0	0/0	0/0	0/0	0/0	.000	0/0	.000	0	
Postseason Totals			1/0	0/0	0/0	0/0	0/0	0/0	0/0	.000	0/0	.000	0	

†AFC Divisional Playoff Game

2015 DENVER (12-4)			FIELD GOALS								PATs			
Date	Opponent	P/S	10-19	20-29	30-39	40-49	50-59	60+	TOTAL	Pct.	Md./Att.	Pct.	Pts.	
Sept 13	vs. Baltimore*	P	0/0	0/0	1/1	1/1	2/2	0/0	4/4	1.000	1/1	1.000	13	
Sept 17	at Kansas City*	P	0/0	0/0	0/0	0/0	1/1	0/0	1/1	1.000	4/4	1.000	7	
Sept 27	at Detroit*	P	0/0	0/0	0/0	1/1	0/0	0/0	1/1	1.000	3/3	1.000	6	
Oct 4	vs. Minnesota*	P	0/0	0/0	2/2	1/1	0/0	0/0	3/3	1.000	2/2	1.000	11	
Oct 11	at Oakland*	P	0/0	2/2	0/0	0/0	1/1	0/0	3/3	1.000	1/1	1.000	10	
Oct 18	at Cleveland*	P	0/0	2/2	2/2	0/0	0/1	0/0	4/5	.800	2/2	1.000	14	
Nov 1	vs. Green Bay*	P	0/0	1/1	0/0	0/0	1/1	0/0	2/2	1.000	3/3	1.000	9	
Nov 8	at Indianapolis	P	0/0	1/1	0/0	0/0	0/0	0/0	1/1	1.000	3/3	1.000	6	
Nov 15	vs. Kansas City	P	0/0	0/0	0/0	0/0	0/0	0/0	0/0	—	1/1	1.000	1	
Nov 22	at Chicago*	P	0/0	1/1	0/0	0/0	0/0	0/0	1/1	1.000	2/2	1.000	5	
Nov 29	vs. New England*	P	0/0	1/1	0/0	0/1	0/0	0/0	1/2	.500	3/3	1.000	5	
Dec 6	at San Diego*	P	0/0	1/1	0/0	0/0	0/1	0/0	1/2	.500	2/2	1.000	5	
Dec 13	vs. Oakland	P	0/0	2/2	1/1	1/2	0/0	0/0	4/5	.800	0/0	—	12	
Dec 20	at Pittsburgh	P	0/0	0/0	0/0	0/0	0/0	0/0	0/0	—	3/4	.750	3	
Dec 28	vs. Cincinnati*	P	0/0	1/1	1/1	0/1	0/0	0/0	2/3	.667	2/2	1.000	8	
Jan 3	vs. San Diego*	P	0/0	0/0	1/1	1/1	0/0	0/0	2/2	1.000	3/3	1.000	9	
Season Totals		16/0	0/0	12/12	8/8	5/8	5/7	0/0	30/35	.857	35/36	.972	125	
Jan 17	vs. Pittsburgh*†	P	0/0	1/1	0/0	3/3	1/1	0/0	5/5	1.000	0/0	—	15	
Jan 24	vs. New England*‡	P	0/0	0/0	1/1	0/0	1/1	0/0	2/2	1.000	2/2	1.000	8	
Feb 7	vs. Carolina*§	P	0/0	0/0	3/3	0/0	0/0	0/0	3/3	1.000	1/1	1.000	10	
Postseason Totals		3/0	0/0	1/1	4/4	3/3	2/2	0/0	10/10	1.000	1/1	1.000	23	

†AFC Divisional Playoff Game; ‡AFC Championship Game; §Super Bowl 50

2016 DENVER (9-7)			FIELD GOALS								PATs			
Date	Opponent	P/S	10-19	20-29	30-39	40-49	50-59	60+	TOTAL	Pct.	Md./Att.	Pct.	Pts.	
Sep 8	vs. Carolina*	P	0/0	0/0	0/0	0/0	0/0	0/0	0/0	—	3/3	1.000	3	
Sep 18	vs. Indianapolis*	P	0/0	1/1	2/2	1/1	0/1	0/0	4/5	.800	2/2	1.000	14	
Sep 25	at Cincinnati*	P	0/0	1/1	0/0	0/0	0/0	0/1	1/1	1.000	2/3	.667	5	
Oct 2	at Tampa Bay*	P	0/0	1/1	1/1	0/0	0/0	0/0	2/2	1.000	3/3	1.000	9	
Oct 9	vs. Atlanta	P	0/0	0/0	1/1	2/2	0/0	0/0	3/3	1.000	1/1	1.000	10	
Oct 13	at San Diego	P	0/0	1/1	0/0	1/1	0/1	0/0	2/3	.667	1/1	1.000	7	
Oct 24	vs. Houston*	P	0/0	1/1	1/1	0/0	0/0	0/0	2/2	1.000	3/3	1.000	9	
Oct 30	vs. San Diego*	P	0/0	2/2	0/0	0/0	0/0	0/0	2/2	1.000	3/3	1.000	9	
Nov 6	at Oakland	P	0/0	0/0	0/0	1/1	1/1	0/0	2/2	1.000	2/2	1.000	8	
Nov 13	at New Orleans*	P	0/0	1/1	1/1	0/1	1/1	0/0	3/4	.750	2/2	1.000	11	
Nov 27	vs. Kansas City	P	0/0	0/0	1/1	1/1	0/0	0/1	2/3	.667	3/3	1.000	9	
Dec 4	at Jacksonville*	P	0/0	0/0	1/1	1/1	0/0	0/0	2/2	1.000	2/2	1.000	8	
Dec 11	at Tennessee	P	0/0	0/0	1/1	0/0	0/0	0/0	1/1	1.000	1/1	1.000	4	
Dec 18	vs. New England	P	0/0	0/0	1/1	0/0	0/0	0/0	1/1	1.000	0/0	—	3	
Dec 25	at Kansas City	P	0/0	0/0	0/0	0/0	1/1	0/0	1/1	1.000	1/1	1.000	4	
Jan 1	vs. Oakland*	P	0/0	1/1	0/0	0/1	0/0	0/0	1/2	.500	3/3	1.000	6	
Season Totals			16/0	0/0	9/9	10/10	7/9	3/5	0/1	29/34	.853	32/33	.970	119

2017 DENVER (5-11)										FIELD GOALS				PATs			
Date	Opponent	P/S	10-19	20-29	30-39	40-49	50-59	60+	TOTAL	Pct.	Md./Att.	Pct.	Pts.				
Sep 11	vs. L.A. Chargers*	P	0/0	1/1	0/0	0/0	0/1	0/0	1/2	.500	3/3	1.000	6				
Sep 17	vs. Dallas*	P	0/0	0/0	0/0	0/1	0/0	0/0	0/1	.000	6/6	1.000	6				
Sep 24	at Buffalo	P	0/0	1/1	2/2	0/0	0/0	0/0	3/3	1.000	1/1	1.000	10				
Oct 1	vs. Oakland*	P	0/0	1/2	1/1	1/1	0/0	0/0	3/4	.750	1/1	1.000	10				
Oct 15	vs. N.Y. Giants	P	0/0	1/1	0/1	0/0	0/1	0/0	1/3	.333	1/1	1.000	4				
Oct 22	at L.A. Chargers	P	0/0	0/0	0/0	0/0	0/0	0/0	0/0	—	0/0	—	0				
Oct 30	at Kansas City	P	0/0	1/1	1/1	0/0	0/0	0/0	2/2	1.000	1/1	1.000	7				
Nov 5	at Philadelphia	P	0/0	1/1	0/0	0/0	2/2	0/0	3/3	1.000	2/2	1.000	11				
Nov 12	vs. New England	P	0/0	0/0	3/3	0/0	0/0	0/0	3/3	1.000	1/1	1.000	10				
Nov 19	vs. Cincinnati	P	0/0	0/0	0/0	1/1	0/0	0/1	1/2	1.000	2/2	1.000	5				
Nov 26	at Oakland	P	0/0	0/0	0/0	0/0	0/0	0/0	0/0	—	2/2	1.000	2				
Dec 3	at Miami	P	0/0	0/0	1/1	0/0	0/0	0/0	1/1	1.000	0/0	—	3				
Dec 10	vs. N.Y. Jets*	P	0/0	0/1	1/1	1/1	1/1	0/0	3/4	.750	2/2	1.000	11				
Dec 14	at Indianapolis*	P	0/0	0/0	0/0	1/2	0/0	0/0	1/2	.500	2/2	1.000	5				
Dec 24	at Washington	P	0/0	0/0	1/1	0/0	0/0	0/0	1/1	1.000	0/0	—	3				
Dec 31	vs. Kansas City	P	0/0	0/0	1/1	0/0	0/0	0/0	1/1	1.000	3/3	1.000	6				
Season Totals			16/0	0/0	6/8	11/12	4/6	3/5	0/1	24/32	.750	27/27	1.000	99			

2018 DENVER (4-10)			FIELD GOALS								PATs			
Date	Opponent	P/S	10-19	20-29	30-39	40-49	50-59	60+	TOTAL	Pct.	Md./Att.	Pct.	Pts.	
Sep 9	vs. Seattle *	P	0/0	0/0	0/0	0/0	2/2	0/0	2/2	1.000	3/3	1.000	9	
Sep 16	vs. Oakland*	P	0/0	0/0	2/2	0/0	0/0	0/0	2/2	1.000	2/2	1.000	8	
Sep 23	at Baltimore	P	0/0	0/0	0/0	0/0	0/0	0/0	0/0	—	2/2	1.000	2	
Oct 1	vs. Kansas City	P	0/0	0/0	1/1	2/2	0/0	0/0	3/3	1.000	2/2	1.000	11	
Oct 7	at N.Y. Jets	P	0/0	0/0	1/1	0/0	0/0	0/1	1/1	1.000	1/1	1.000	4	
Oct 14	vs. L.A. Rams	P	0/0	2/2	0/0	0/0	0/0	0/0	2/2	1.000	2/2	1.000	8	
Oct 18	at Arizona *	P	0/0	0/0	0/0	1/1	0/0	0/1	1/1	1.000	6/6	1.000	9	
Oct 28	at Kansas City	P	0/0	0/0	1/1	0/0	0/1	0/0	1/2	.500	2/2	1.000	5	
Nov 4	vs. Houston	P	0/0	0/0	0/0	1/1	0/1	0/1	1/3	.333	2/2	1.000	5	
Nov 18	at L.A. Chargers*	P	0/0	0/0	1/1	0/0	0/0	0/0	1/1	1.000	2/2	1.000	5	
Nov 25	vs. Pittsburgh*	P	0/0	0/0	0/0	1/1	0/0	0/1	1/1	1.000	3/3	1.000	6	
Dec 2	at Cincinnati*	P	0/0	1/1	0/0	0/0	0/1	0/0	1/2	.500	3/3	1.000	6	
Dec 9	at San Francisco	P	0/0	0/0	0/0	0/0	0/0	0/0	0/0	—	2/2	1.000	2	
Dec 15	vs. Cleveland	P	0/0	1/1	0/0	2/2	0/0	0/0	3/3	1.000	1/1	1.000	10	
Dec 24	at Oakland	P	0/0	0/0	0/0	0/0	0/1	0/0	0/1	.000	2/2	1.000	2	
Dec 30	vs. L.A. Chargers	P	0/0	1/1	0/0	0/0	0/0	0/0	1/1	1.000	0/0	—	3	
Season Totals		16/0	0/0	5/5	6/6	7/7	2/6	0/1	20/25	.800	35/35	1.000	95	

2019 DENVER (7-9)												FIELD GOALS				PATs			
Date	Opponent	P/S	10-19	20-29	30-39	40-49	50-59	60+	TOTAL	Pct.	Md./Att.	Pct.	Pts.						
Sep 9	at Oakland	P	0/0	2/2	1/1	0/0	0/0	0/1	3/4	.750	1/1	1.000	10						
Sep 15	vs. Chicago	P	0/0	0/0	1/1	1/1	0/0	0/0	2/2	1.000	0/0	—	6						
Sep 22	at Green Bay	P	0/0	0/0	1/1	0/0	0/0	0/0	1/1	1.000	1/2	.500	4						
Sep 29	vs. Jacksonville	P	0/0	0/0	1/1	0/0	0/0	0/0	1/1	1.000	3/3	1.000	6						
Oct 6	at L.A. Chargers*	P	0/0	0/0	0/0	2/2	0/1	0/0	2/3	.667	2/2	1.000	8						
Oct 13	vs. Tennessee*	P	0/0	0/0	1/1	1/1	1/1	0/0	3/3	1.000	1/1	1.000	10						
Oct 17	vs. Kansas City	P	0/0	0/0	0/0	0/1	0/0	0/0	0/0	0.00	0/0	1.000	0						
Oct 27	at Indianapolis	P	0/0	2/2	0/0	0/0	0/0	0/0	2/2	1.000	1/1	1.000	7						
Nov 3	vs. Cleveland*	P	0/0	0/0	0/0	1/1	0/0	0/0	1/1	1.000	3/3	1.000	6						
Nov 17	at Minnesota	P	0/0	1/1	0/0	2/3	0/0	0/0	3/4	.750	2/2	1.000	11						
Nov 24	at Buffalo	P	0/0	0/0	0/0	1/1	0/0	0/0	1/1	1.000	0/0	—	3						
Dec 1	vs. L.A. Chargers*	P	0/0	0/0	1/1	0/0	2/2	0/0	3/3	1.000	2/2	1.000	11						
Dec 8	at Houston*	P	0/0	0/0	1/1	0/0	0/0	0/0	1/1	1.000	5/5	1.000	8						
Dec 15	at Kansas City	P	0/0	0/0	1/1	0/0	0/0	0/0	1/1	1.000	0/0	—	3						
Dec 22	vs. Detroit*	P	0/0	1/1	1/1	0/0	0/0	0/0	2/2	1.000	3/3	1.000	9						
Dec 29	vs. Oakland*	P	0/0	0/0	0/0	2/2	1/2	0/0	3/4	.750	1/1	1.000	10						
Season Totals			16/0	0/0	6/6	9/9	10/12	4/7	0/1	29/34	.853	25/26	.962	112					

2020 DENVER (5-11)												FIELD GOALS				PATs			
Date	Opponent	P/S	10-19	20-29	30-39	40-49	50-59	60+	TOTAL	Pct.	Md./Att.	Pct.	Pts.						
Sep 14	vs. Tennessee	P	0/0	0/0	0/0	0/0	0/0	0/0	0/0	—	2/2	1.000	2						
Sep 20	at Pittsburgh	P	0/0	1/1	0/0	1/1	0/1	0/0	2/3	.667	1/1	1.000	7						
Sep 27	vs. Tampa Bay	P	0/0	0/0	0/0	0/0	1/1	0/0	1/1	1.000	1/1	1.000	4						
Oct 1	at N.Y. Jets*	P	0/0	0/0	0/0	1/1	2/2	0/0	3/3	1.000	4/4	1.000	13						
Oct 18	at New England*	P	0/0	2/2	0/0	2/2	2/2	0/0	6/6	1.000	0/0	—	18						
Oct 25	vs. Kansas City	P	0/0	0/0	0/0	1/1	0/0	0/0	1/1	1.000	1/2	.500	4						
Nov 1	vs. L.A. Chargers*	P	0/0	0/0	1/1	0/0	0/0	0/0	1/1	1.000	4/4	1.000	7						
Nov 8	at Atlanta	P	0/0	0/0	0/0	2/2	0/0	0/0	2/2	1.000	3/3	1.000	9						
Nov 15	at Las Vegas	P	0/0	0/0	1/1	0/0	1/1	0/0	2/2	1.000	0/0	—	6						
Nov 22	vs. Miami*	P	0/0	1/1	0/0	1/1	0/0	0/0	2/2	1.000	2/2	1.000	8						
Nov 29	vs. New Orleans	P	0/0	0/0	0/0	0/0	1/1	0/0	1/1	1.000	0/0	—	3						
Dec 6	at Kansas City	P	0/0	0/0	0/0	0/0	1/2	0/0	1/2	.500	1/1	1.000	4						
Dec 13	at Carolina*	P	0/0	0/0	0/0	0/0	0/0	0/0	0/0	—	2/5	.500	2						
Dec 19	vs. Buffalo						RESERVE/COVID-19												
Dec 27	at L.A. Chargers	P	0/0	0/0	1/2	0/0	2/2	0/0	3/4	.750	1/1	1.000	10						
Jan 3	vs. Las Vegas	P	0/0	2/2	1/1	0/0	0/1	0/2	3/6	.500	2/2	1.000	11						
Season Totals			15/0	0/0	6/6	4/5	8/8	10/14	0/2	28/34	.824	24/27	.889	108					



VON MILLER

58

OUTSIDE LINEBACKER

6-3 • 250 • 11TH YR. • TEXAS A&M

BORN: March 26, 1989, in DeSoto, Texas

HIGH SCHOOL: DeSoto (Texas) High School

ACQUIRED: Draft #1 (2nd overall), 2011

NFL YEAR: 11th • YEAR WITH BRONCOS: 11th

NFL GAMES PLAYED/STARTED: 135/135 • POSTSEASON GP/GS: 7/7



MILLER AT A GLANCE:

- An 11th-year outside linebacker, seven-time *Associated Press* All-Pro selection and eight-time Pro Bowler who was unanimously selected to the NFL 2010s All-Decade Team after recording the fifth-most overall sacks (112.5) all-time in a single decade.
- Totaled 490 tackles (380 solo), 106 sacks (646 yds.), two interceptions (68 yds., 1TD), 21 passes defensed, 25 forced fumbles and nine fumble recoveries during his first 10 seasons with Denver.
- Named unanimously to the NFL 2010s All-Decade Team after recording the fifth-most overall sacks (112.5) all-time in a single decade.
- Ranks first in team history with 106 regular-season sacks and 112.5 overall sacks.
- Moved into a tie for 25th on the NFL's all-time sack list (106.0) with Trace Armstrong in 2019.
- Leads the NFL in overall sacks (112.5) and is tied for second (Robert Quinn, STL/LAR/Mia./Dal./Chi.) in overall forced fumbles (27) since entering the NFL in 2011.

58's TROPHY CASE

Pro Bowls (8) 2011-12, '14-19
 All-Pro (First Team) (3) 2012, '15-16
 All-Pro (Second Team) (4) . 2011, '14, '17-18
 Super Bowl 50 MVP 2015
 NFL Defensive Rookie of the Year. ... 2011

MILLER RACKS UP THE PRO BOWL HONORS

MOST PRO BOWLS, BRONCOS HISTORY

Player	Pos.	No.
1. John Elway	QB	9
2. Steve Atwater	S	8
Champ Bailey	CB	8
Von Miller	OLB	8
5. Shannon Sharpe	TE	7

MOST PRO BOWLS, ACTIVE DEFENSIVE PLAYERS

Player	Pos.	No.
1. Patrick Peterson, Ari.	CB	8
Von Miller, Den.	OLB	8
Geno Atkins, Cin.	DT	8
3. Bobby Wagner, Sea.	ILB	7

- Became the second-fastest player (Reggie White) to reach 80 career quarterback takedowns (94 games) since sacks became an official statistic beginning in 1982.
- Reached 100 overall sacks (regular season + playoffs) in 121 games, which was the sixth-fastest in NFL history among players who began their career in 1982 or later.
- Owns the most seasons (7) with double-digit sack totals in Broncos history and is one of three players in NFL history with 10 or more sacks in seven of his first eight NFL seasons.
- Received All-Pro recognition from the Associated Press in seven of his first eight NFL seasons—including first-team designations in 2012, '15 and '16—becoming the ninth player in team history with three or more first-team honors.
- Earned eight Pro Bowl honors during his career (2011-12, 14-19), joining John Elway (9), Steve Atwater (8) and Champ Bailey (8) as the only Broncos to achieve that feat.
- Selected AFC Player of the Week on four occasions, representing the most such honors in team history (Wk. 11, 2011; Wk. 11; 2012; Wk. 2, 2016; Wk. 11, 2018).
- Totaled 46 tackles (33 solo), eight sacks (32.5 yds.) and two passes defended while earning his fifth consecutive Pro Bowl nod in 2019.
- Notched the second-highest sack total (14.5-88) of his career in addition to recording 48 tackles (29 solo), one interception (42 yds.), three passes defended, four forced fumbles and three fumble recoveries in 2018.
- Produced his sixth 10-sack season in 2017, finishing the year with 57 tackles (51 solo), 10 sacks (64.5 yds.), three passes defended, two forced fumbles and one fumble recovery.
- Ranked second in the league with 13.5 sacks (65.0 yds.) and finished with a career-best 78 tackles (62 solo) in 2016 to finish as runner up for NFL Defensive Player of the Year for the second time in his career.
- Named MVP of Super Bowl 50—the 10th defensive player to earn the honor—after posting 2.5 sacks (27 yds.) and forcing two fumbles that led to touchdowns in Denver's 24-10 win against Carolina.
- Led the league with five sacks (31 yds.) in addition to posting 12 tackles (9 solo) in September 2016, earning AFC Defensive Player of the Month honors for his efforts.
- Named AFC Defensive Player of the Month for October 2014 after leading all NFL players in sacks (7) and tackles for a loss (10).
- Voted as runner-up for the NFL Defensive Player of the Year in 2012, setting a Broncos single-season record with 18.5 sacks and finishing the year also ranked in the NFL's Top 5 in quarterback knockdowns (27), tackles for a loss (28) and forced fumbles (6).
- Joined former Broncos teammate DeMarcus Ware (Dal., 2008) in 2012 as the only two players since at least 1994 with 15 sacks, 25 tackles for a loss and five forced fumbles in a single season.
- Won AFC Defensive Player of the Month honors after leading the conference with eight sacks and 10 tackles for a loss in November 2012.
- Named NFL Defensive Rookie of the Year and a Pro Bowl starter in 2011 after tying the franchise rookie sack record (11.5).
- Became just the second player in Broncos history (K David Treadwell, 1989) to be selected to the Pro Bowl as a rookie.
- Nominated as the Broncos' 2018 Walter Payton NFL Man of the Year and received the national 2019 Jefferson Award for Outstanding Public Service in Sports.
- Posted 27.5 sacks in 26 starts over his last two seasons at Texas A&M University and won the Butkus Award (nation's best linebacker) in addition to being named a consensus All-American as a senior in 2010.
- Finished his collegiate career with 33 sacks (fourth in school history) and 50.5 tackles for a loss in 47 games played (30 starts).
- Selected by the Broncos in the first round (2nd overall) of the 2011 NFL Draft.

CAREER TRANSACTIONS: Signed by Denver as a draft choice 7/29/11.

MILLER IN DENVER'S RECORD BOOKS

MOST SACKS IN A SEASON, BRONCOS HISTORY

Player	Year	No.
1. Von Miller	2012	18.5
2. Elvis Dumervil	2009	17.0
3. Simon Fletcher	1992	16.0
4. Von Miller	2018	14.5
5. Von Miller	2014	14.0

MOST 10-SACK SEASONS, BRONCOS HISTORY

Player	No.	Years
1. Von Miller	7	2011-12, '14-18
2. Simon Fletcher	5	1989-93
3. Paul Smith	4	1970-73
4. Elvis Dumervil	3	2007, '09, '12
Rulon Jones	3	1980, '84-85
Rich Jackson	3	1968-70

MOST CAREER SACKS, BRONCOS HISTORY

Player	Years	No.
1. Von Miller	2011-pres.	106.0
2. Simon Fletcher	1985-95	97.5
3. Karl Mecklenburg	1983-94	79.0
4. Barry Chavous	1973-85	75.0
5. Rulon Jones	1980-88	73.5



2020: Miller missed the entire 2020 season after suffering an ankle injury in training camp... Placed on injured reserve on Sept. 15.

2019: Miller, who was unanimously named to the NFL 2010s All-Decade Team, was selected to his eighth Pro Bowl to tie him with Pro Football Hall of Fame cornerbacks Champ Bailey and Steve Atwater for the second-most in team history... Totaled 46 tackles (33 solo), eight sacks (32.5 yds.) and two passes defended while starting all 15 games played... Ended the season in a tie for 25th on the NFL's all-time sack (106.0) list with Trace Armstrong... Totaled two sacks (9 yds.) vs. Jac. (9/29)—his 25th career multi-sack game—to reach 100 career regular-season quarterback takedowns... Playing in his 124th career regular-season game, Miller became the sixth-fastest player all-time to reach 100 career sacks... Totaled six tackles (5 solo) and 1.5 sacks (3 yds.) at Ind. (10/27)... Recorded two solo tackles and one sack at K.C. (12/15).

2018: Miller was selected to his seventh Pro Bowl, joining John Elway (9), Steve Atwater (8), Champ Bailey (8) and Shannon Sharpe (7) as the only Broncos to achieve that feat... Chosen as an *Associated Press* All-Pro selection (Second Team) for the seventh time in his career... Notched the second-highest sack total (14.5-88) of his career in addition to recording 48 tackles (29 solo), one interception (42 yds.), three passes defended, four forced fumbles and three fumble recoveries... Joined Reggie White and DeMarcus Ware as the only players with seven 10-sack seasons in their first eight NFL campaigns... Registered the longest sack streak of his career (9), which spanned Games 6-15... Totaled seven tackles (6 solo), three sacks (19 yds.), two forced fumbles and one fumble recovery vs. Sea. (9/9) to represent his fifth career three-sack game... Recorded two strip-sacks (9 yds.) at Ari. (10/18) to represent his fourth career game (incl. postseason) with multiple sacks and forced fumbles... Tallied his 100th career sack (reg. season + playoffs) and 10th sack of the season (3 yds.) in addition to intercepting Philip Rivers (42 yds.) at LAC (11/18)... Selected as AFC Defensive Player of the Week for a team-record fourth time for his performance against the Chargers... Set Denver's career sack record (98) while extending his sack streak to nine games with a takedown of Baker Mayfield vs. Cle. (12/15).

2017: Miller was named to his sixth Pro Bowl in seven seasons, joining Ring of Fame safety Steve Atwater and cornerback Champ Bailey with that distinction... Selected as an *Associated Press* All-Pro (Second Team) for the sixth time in his career... Produced his sixth career 10-sack season, finishing the year with 57 tackles (51 solo), 10 sacks (64.5 yds.), three passes defended, two forced fumbles and one fumble recovery... Became the first Bronco in team history with six 10-sack seasons and became only the third player in NFL history with six 10-plus sack seasons in his first seven seasons... Sacked Dak Prescott twice for 10 yards to move into third place on the Broncos' all-time sack list (75.5) vs. Dal. (9/17)... Posted two sacks (16 yds.)—his 20th career multi-sack game—at LAC. (10/22), becoming the second fastest player in NFL history to reach 80 career sacks (94 games)... Strip-sacked Nick Foles (8 yds.), leading to a Brandon Marshall 19-yard touchdown, and led the team with eight tackles (all solo) at Phi. (11/5)... Forced and recovered a fumble in addition to finishing with four tackles (3 solo) at Was. (12/24)... Named MVP of the 2018 Pro Bowl after sealing the

MILLER 10TH DEFENSIVE PLAYER TO BE NAMED SUPER BOWL MVP

NFL DEFENSIVE PLAYERS TO BE NAMED SUPER BOWL MVP

Year	SB	Player	Team	Position
1970	V	Chuck Howley	Dallas	Linebacker
1972	VII	Jake Scott	Miami	Safety
1977	XII	Harvey Martin	Dallas	Defensive End
1977	XII	Randy White	Dallas	Defensive Tackle
1985	XX	Richard Dent	Chicago	Defensive End
1995	XXX	Larry Brown	Dallas	Cornerback
2000	XXXV	Ray Lewis	Baltimore	Linebacker
2002	XXXVII	Dexter Jackson	Tampa Bay	Safety
2013	XLVIII	Malcolm Smith	Seattle	Linebacker
2015	50	Von Miller	Denver	Linebacker

MILLER NAMED NFL DEFENSIVE ROOKIE OF THE YEAR IN 2011

2011 NFL DEFENSIVE ROOKIE OF THE YEAR VOTING (ASSOCIATED PRESS)

Player	Position	Team	Votes
1. Von Miller	Linebacker	Denver	39
2. Aldon Smith	Linebacker	San Francisco	11

game for the AFC with a strip-sack and recovery with less than one minute remaining.

2016: Miller was named an Associated Press First-Team All-Pro for the third time and was selected to his fifth career Pro Bowl... Finished as runner up for NFL Defensive Player of the Year after delivering the league's second-highest sack total (13.5-65.0) and a career-high 78 tackles (62 solo) in addition to registering three forced fumbles and three passes defended... Tied Pro Football Hall of Fame defensive end Bruce Smith as the fourth-fastest player in NFL history to 70 quarterback takedowns (83 games)... Matched a career-high with three sacks (20 yds.)—including a strip-sack of Andrew Luck that led to a 15-yard touchdown return—in addition to posting seven tackles (5 solo) and one pass defended vs. Ind. (9/18)... Named AFC Defensive Player of the Week for the third time in his career for his efforts against Indianapolis... Named AFC Defensive Player of the Month for September, leading the league with five sacks (31 yds.) in addition to posting 12 tackles during the month... Notched six solo tackles and one sack at S.D. (10/13), extending his regular-season sack streak to seven games—the longest of his career... Matched a career high with 10 tackles (9 solo) and recorded three sacks (16 yds.) for the fourth time in his career vs. K.C. (11/27).

2015: Miller was selected to his fourth career Pro Bowl—one of three players in team history to make at least four Pro Bowls in their first five years with the club—after recording his fourth 10+ sack season (11-78) and adding 35 tackles (30 solo), four forced fumbles and three fumble recoveries... Posted five sacks (40 yds.) between the AFC Championship and Super Bowl to tie Terrell Suggs (2010) for the most sacks in consecutive postseason games... Named MVP of Super Bowl 50 after totaling six tackles (5 solo), 2.5 sacks (27 yds.), two forced fumbles and one pass defended with both of his forced fumbles leading to Denver's only touchdowns of the game... Recorded four solo tackles and became the third-fastest player in NFL history to 50 sacks (58 games) at K.C. (9/17)... Moved into eighth all-time in team history with his 56th career sack (7 yds.) vs. N.E. (11/29)... Posted his 14th career multi-sack game, taking down Chargers QB Philip Rivers twice (15 yds.) at S.D. (12/6)... Became the third Bronco in team history to post 10-plus sacks in four or more seasons vs. Oak. (12/13)... Registered two solo tackles in Denver's AFC Divisional Playoff Game vs. Pit. (1/17)... Set a Broncos postseason record with 2.5 sacks (13 yds.) in addition to intercepting one pass (4 yds.) and making five tackles (4 solo) in Denver's AFC Championship Game vs. N.E. (1/24)... Matched his team-record 2.5 sacks (27 yds.), forced two fumbles that led to touchdowns and posted six tackles (5 solo) to earn MVP honors in Denver's Super Bowl 50 victory vs. Car. (2/7).

2014: Miller started all 16 regular-season games for the second time in his career and earned his third Pro Bowl nod after totaling 59 tackles (42 solo), 14 sacks (82.5 yds.), two passes defended and one fumble recovery... Became the fifth Broncos linebacker to be selected to at least three Pro Bowls and just the sixth player in team history to make at least three Pro Bowls in his first four years in the league... Led the Broncos with 16 tackles for a loss and 28 quarterback hits... Moved into fourth place on the club's single-season sack chart with his 14 sacks... Recorded his 12th career multiple-sack game vs. S.F. (10/19)... Posted six consecutive games with a sack (Games 2-7), to tie for the longest such streak of his career... Named AFC Defensive Player of the Month for October after leading all NFL players in sacks (7) and tackles for a loss (10) for the month... Recorded his 13th multiple-sack game (2-11) at K.C. (11/30)... Posted a team-high six tackles (5 solo), including two tackles for a loss, in Denver's AFC Divisional Playoff Game vs. Ind. (1/11).

2013: Miller started all nine games he appeared in after serving a six-game suspension to begin the season and ending the year on injured reserve... Made his 2013 debut with two tackles, including one for a loss and two quarterback hits at Ind. (10/20)... Sacked Robert Griffin III and forced a fumble that was recovered by Derek Wolfe vs. Was. (10/27)... Recovered his first career fumble and returned it 60 yards for a touchdown at N.E. (11/24) to mark seventh-longest such play in team history... Tore his ACL at Hou. (12/22) and was placed on injured reserve on Dec. 24.

MILLER ONE OF 12 PLAYERS TO RECORD 100-SACK DECADES

NFL PLAYERS WITH 100-SACK DECADES (REG. + POSTSEASON)

Player	Decade	Sacks	Games	Sack/GM
1. Bruce Smith	1990s	124.5	162	0.77
2. Derrick Thomas	1990s	123	163	0.75
3. Reggie White	1990s	121.5	160	0.76
4. Kevin Greene	1990s	115	166	0.69
5. Von Miller	2010s	112.5	142	0.79
6. Jason Taylor	2000s	111	160	0.69
Chris Doleman	1990s	111	167	0.66
8. Lawrence Taylor	1980s	110*	139	0.79
9. John Randle	1990s	108	170	0.64
10. Leslie O'Neal	1990s	106	164	0.65
11. Neil Smith	1990s	105	169	0.62
12. J.J. Watt	2010s	102	120	0.85

*Sacks did not become official until 1982

2012: Miller started every game for the Broncos in his second NFL season and finished as the runner-up for NFL Defensive Player of the Year after ranking in the league's Top 5 in sacks (18.5), quarterback knockdowns (27), quarterback hurries (12), tackles for a loss (28), run stuffs (13) and forced fumbles (6)... Ranked fourth on the team with 68 tackles (55 solo) and added an interception return for a touchdown while receiving first-team All-Pro recognition and being selected to his second consecutive Pro Bowl as a starter... Set the franchise single-season record with 18.5 sacks to rank third in the NFL and joined DeMarcus Ware (Dal., 2008) as one of two players since at least 1994 with 15 sacks, 25 tackles for a loss and five forced fumbles in a single season... Named AFC Defensive Player of the Month for November after totaling 20 tackles (18 solo), eight sacks (54 yds.), 10 tackles for a loss and three forced fumbles in four games... Recorded a pair of sacks, while adding eight tackles (7 solo), one pass breakup, one forced fumble and five tackles for a loss at N.E. (10/7)... Set a career high with three sacks (18 yds.) at Cin. (11/4)... Earned Peter King's (*Sports Illustrated*) Defensive Player of the Week award after making six tackles—all of which came for a loss or no gain—in addition to one sack, one forced fumble and a quarterback hit on Cam Newton that resulted in an interception returned for a touchdown at Car. (11/11)... Became the first Bronco since at least 1982 to record three sacks and two forced fumbles in a single game vs. S.D. (11/18), earning Peter King's Defensive Player of the Week award for the second consecutive week... Intercepted his first career pass and returned it 26 yards for a touchdown vs. T.B. (12/2)... Extended his sack streak to a career-best six games, strip-sacking quarterback Carson Palmer for his fifth forced fumble in a five-week span at Oak. (12/6)... Became the Broncos' single-season sack record holder with 1.5 sacks vs. Cle. (12/23)... Sacked quarterback Brady Quinn to extend his single-season record to 18.5 vs. K.C. (12/30)... Led the team with nine tackles and a half sack in Denver's AFC Divisional Playoff Game vs. Bal. (1/12).

2011: Selected by Denver in the first round (2nd overall) of the 2011 NFL Draft, Miller started all 15 games played and tied the franchise rookie record with 11.5 sacks en route to being named the Associated Press NFL Defensive Rookie of the Year... Elected as a starter for the Pro Bowl to become just the second Bronco to play in the league's annual All-Star game as a rookie in addition to garnering second-team All-Pro honors from the Associated Press... Finished fifth on the club with 64 tackles (50 solo) and added a team-best 19 tackles for a loss and 24 quarterback hits to go along with four passes defended and two forced fumbles... Named the Denver Athletic Club's Colorado Athlete of the Year... Missed Week 13 with a thumb injury and was forced to play the season's final six games, including the playoffs, with a cast on his hand... Produced two separate five-game stretches with at least a half sack.

COLLEGE: Miller played 47 games (30 starts) at Texas A&M University and finished his career with 182 tackles (104 solo), 33 sacks (fourth in school history), 50.5 tackles for a loss, 10 forced fumbles and four fumble recoveries... Posted 27.5 sacks in 26 starts over his last two seasons and won the Butkus Award (nation's best linebacker) in addition to being named a consensus All-American as a senior in 2010... Tabbed as a unanimous All-Big 12 Conference performer after leading the nation with 17 sacks (115 yds.) as a junior in 2009 playing a hybrid "jack" position... Named to *The Sporting News'* Freshman All-Big 12 Team in 2007 after seeing action in nine games as a true freshman for the Aggies.

PERSONAL: Miller attended DeSoto (Texas) High School, where he was named the District 8-5A Defensive MVP as a senior after totaling 76 tackles and six sacks... Majored in university studies with a concentration in agriculture and life sciences at Texas A&M... Started Von's Vision, a foundation dedicated to providing eye care, glasses and contact lenses to underprivileged youth... Chosen as the Broncos' 2018 Walter Payton Man of the Year for his efforts in the community... Named Week 17's NFLPA Community MVP for providing 164 underprivileged students in Denver and Texas with free corrective vision services in 2019... Selected to receive the national 2019 Jefferson Award for Outstanding Public Service in Sports... Awarded the Broncos' Community Impact Award in 2017 after raising \$1.1 million for Von's Vision and again in 2019... Visited the Middle East as part of an NFL USO Tour in March 2013... Von Miller was born on March 26, 1989, in DeSoto, Texas.

MILLER'S REGULAR SEASON RECORD

Year	Club	G	S	UT	A	TT	S-Yds.	I-Yds.	PD	FF	FR	TD-Int.	TD-FR	S	Pts.
2011	Denver	15	15	50	14	64	11.5-77	0-0	4	2	0	0	0	0	0
2012	Denver	16	16	55	13	68	18.5-129.5	1-26	2	6	0	1	0	0	6
2013	Denver	9	9	27	7	34	5-29	0-0	1	3	1	0	1	0	6
2014	Denver	16	16	43	17	59	14-82.5	0-0	2	1	1	0	0	0	0
2015	Denver	16	16	30	5	35	11-78	0-0	1	4	3	0	0	0	0
2016	Denver	16	16	62	16	78	13.5-65	0-0	3	3	0	0	0	0	0
2017	Denver	16	16	51	6	57	10-64.5	0-0	3	2	1	0	0	0	0
2018	Denver	16	16	29	19	48	14.5-88	1-42	3	4	3	0	0	0	0
2019	Denver	15	15	33	13	46	8-32.5	0-0	2	0	0	0	0	0	0
2020	Denver														
INJURED RESERVE															
CAREER TOTALS		135	135	380	110	490	106-646	2-68	21	25	9	1	1	0	12

MILLER'S POSTSEASON RECORD

Year	Club	G	S	UT	A	TT	S-Yds.	I-Yds.	PD	FF	FR	TD-Int.	TD-FR	S	Pts.
2011	Denver	2	2	3	0	3	1-4	0-0	0	0	0	0	0	0	0
2012	Denver	1	1	7	2	9	0.5-3.5	0-0	0	0	0	0	0	0	0
2014	Denver	1	1	5	1	6	0-0	0-0	0	0	0	0	0	0	0
2015	Denver	3	3	11	2	13	5-40	1-4	2	2	0	0	0	0	0
CAREER TOTALS		7	7	26	5	31	6.5-47.5	1-4	2	2	0	0	0	0	0

MILLER'S SINGLE GAME HIGHS

(Postseason in parentheses)

Tackles — 10, twice, last vs. Kansas City, 11/27/16 (9, vs. Baltimore, 1/12/13). **Sacks** — 3, 5x, last vs. Seattle, 9/9/18 (2.5[^], twice, last vs. Carolina, 2/7/16). **Sack yards** — 29, vs. San Diego, 11/18/12 (27[^], vs. Carolina, 2/7/16). **Interceptions** — 1, twice, last at Los Angeles Chargers, 11/18/18 (1, vs. New England, 1/24/16). **Interception return yards** — 42, at Los Angeles Chargers, 11/18/18 (4, vs. New England, 1/24/16). **Forced fumbles** — 2, 3x, last at Arizona, 10/18/18 (2[^], vs. Carolina, 2/7/16). **Fumble recoveries** — 1, 9x, last vs. L.A. Chargers, 12/30/18 (none). **Fumble return yards** — 60, at New England, 11/24/13 (none). [^]Broncos Record

MILLER'S MULTIPLE-SACK GAMES (26)

*Denotes win; # denotes postseason; (The Broncos are 18-8 when Miller records more than one sack in a game.)

Date	Opponent	S-Yds.
10/2/11	at Green Bay	2-12
11/13/11	at Kansas City*	1.5-6.5
11/17/11	vs. N.Y. Jets*	1.5-12
9/9/12	vs. Pittsburgh*	2-15
10/7/12	at New England	2-7
11/4/12	at Cincinnati*	3-18
11/18/12	vs. San Diego*	3-29
12/23/12	vs. Cleveland*	1.5-12.5
11/24/13	at New England	2-11
10/5/14	vs. Arizona*	2-15.5
10/12/14	at N.Y. Jets*	2-10
10/19/14	vs. San Francisco*	2-18
11/30/14	at Kansas City*	2-11
12/6/15	at San Diego*	2-15
1/24/16	vs. New England*#	2.5-13
2/7/16	vs. Carolina*#	2.5-27
9/18/16	vs. Indianapolis*	3-24
11/27/16	vs. Kansas City	3-16
9/17/17	vs. Dallas*	2-10
10/22/17	at L.A. Chargers	2-16
9/9/18	vs. Seattle*	3-16
10/14/18	vs. L.A. Rams	1.5-9.5
10/18/18	at Arizona*	2-9
12/2/18	at Cincinnati*	1.5-10.5
9/29/19	vs. Jacksonville	2-9
10/27/19	at Indianapolis	1.5-3

MILLER'S SACKS BY QUARTERBACK (112.5)

Figures in *italics* include postseason totals

Quarterback Sacks

Philip Rivers.....	16.0
Alex Smith.....	8.0
<i>Tom Brady</i>	<i>7.5</i>
Derek Carr.....	6.5
Andy Dalton.....	5.0
<i>Cam Newton</i>	<i>4.5</i>
<i>Ben Roethlisberger</i>	<i>4.0</i>
Russell Wilson.....	4.0
Andrew Luck.....	3.0
Aaron Rodgers.....	3.0
Geno Smith.....	2.0
Brady Quinn.....	2.0
Matt Ryan.....	2.0
Dak Prescott.....	2.0
Colin Kaepernick.....	2.0
Josh Rosen.....	2.0
Gardner Minshew III.....	2.0
Mark Sanchez.....	1.5
Matt Cassel.....	1.5
Jay Cutler.....	1.5
Patrick Mahomes.....	1.5
Carson Palmer.....	1.5
Brandon Weeden.....	1.5
Jared Goff.....	1.5
Jeff Driskel.....	1.5
Jacoby Brissett.....	1.5

Quarterback Sacks

Josh Allen.....	1.0
Deshaun Watson.....	1.0
Josh Freeman.....	1.0
Robert Griffin III.....	1.0
Teddy Bridgewater.....	1.0
EJ Manuel.....	1.0
Caleb Hanie.....	1.0
Matt Hasselbeck.....	1.0
Kirk Cousins.....	1.0
Drew Stanton.....	1.0
Josh McCown.....	1.0
Matt Moore.....	1.0
Kyle Orton.....	1.0
Logan Thomas.....	1.0
Ryan Fitzpatrick.....	1.0
Blake Bortles.....	1.0
Tyrod Taylor.....	1.0
Nick Foles.....	1.0
Eli Manning.....	1.0
Shaun Hill.....	1.0
Nick Mullens.....	1.0
Baker Mayfield.....	1.0
Jameis Winston.....	0.5
<i>Joe Flacco</i>	<i>0.5</i>
Ryan Tannehill.....	0.5

VON MILLER'S CAREER GAME-BY-GAME

(Victories asterisked)

2011 DENVER (8-8)			TACKLES							
Date	Opponent	P/S	UT	A	TT	S-Yds.	I-Yds	PD	FF	FR
Sep 12	vs. Oakland	S	3	2	5	0-0	0-0	0	1	0
Sep 18	vs. Cincinnati*	S	3	0	3	1-13	0-0	2	0	0
Sep 25	at Tennessee	S	3	1	4	1-7	0-0	0	1	0
Oct 2	at Green Bay	S	4	0	4	2-12	0-0	0	0	0
Oct 9	vs. San Diego	S	2	0	2	1-6	0-0	0	0	0
Oct 23	at Miami*	S	3	2	5	1-3	0-0	0	0	0
Oct 30	vs. Detroit	S	3	0	3	0-0	0-0	0	0	0
Nov 6	at Oakland*	S	4	1	5	0.5-3.5	0-0	0	0	0
Nov 13	at Kansas City*	S	4	3	7	1.5-6.5	0-0	0	0	0
Nov 17	vs. N.Y. Jets*	S	8	1	9	1.5-12	0-0	1	0	0
Nov 27	at San Diego*	S	8	2	10	1-6	0-0	1	0	0
Dec 4	at Minnesota*	INACTIVE								
Dec 11	vs. Chicago*	S	4	1	5	1-8	0-0	0	0	0
Dec 18	vs. New England	S	1	0	1	0-0	0-0	0	0	0
Dec 24	at Buffalo	S	0	1	1	0-0	0-0	0	0	0
Jan 1	vs. Kansas City	S	0	0	0	0-0	0-0	0	0	0
Regular Season Totals		15/15	50	14	64	11.5-77	0-0	4	2	0
Jan 8	vs. Pittsburgh* [§]	S	3	0	3	1-4	0-0	0	0	0
Jan 14	at New England [†]	S	0	0	0	0-0	0-0	0	0	0
Postseason Totals		2/2	3	0	3	1-4	0-0	0	0	0
^AFC Wild Card Game; †AFC Divisional Playoff Game										

[§]AFC Wild Card Game; [†]AFC Divisional Playoff Game

2012 DENVER (13-3)			TACKLES							
Date	Opponent	P/S	UT	A	TT	S-Yds.	I-Yds	PD	FF	FR
Sep 9	vs. Pittsburgh*	S	4	0	4	2-15	0-0	0	0	0
Sep 17	at Atlanta	S	3	0	3	1-11	0-0	0	0	0
Sep 23	vs. Houston	S	0	3	3	0-0	0-0	0	0	0
Sep 30	vs. Oakland*	S	4	1	5	0-0	0-0	0	0	0
Oct 7	at New England	S	7	1	8	2-7	0-0	1	1	0
Oct 15	at San Diego*	S	2	1	3	1-6	0-0	0	0	0
Oct 28	vs. New Orleans*	S	1	0	1	0-0	0-0	0	0	0
Nov 4	at Cincinnati*	S	4	2	6	3-18	0-0	0	0	0
Nov 11	at Carolina*	S	6	0	6	1-6	0-0	0	1	0
Nov 18	vs. San Diego*	S	6	0	6	3-29	0-0	0	2	0
Nov 25	at Kansas City*	S	2	0	2	1-1	0-0	0	0	0
Dec 2	vs. Tampa Bay*	S	5	1	6	1-7	1-26t	1	1	0
Dec 6	at Oakland*	S	3	1	4	1-10	0-0	0	1	0
Dec 16	at Baltimore*	S	2	1	3	0-0	0-0	0	0	0
Dec 23	vs. Cleveland*	S	4	1	5	1.5-12.5	0-0	0	0	0
Dec 30	vs. Kansas City*	S	2	1	3	1-7	0-0	0	0	0
Regular Season Totals		16/16	55	13	68	18.5-129.5	1-26	2	6	0
Jan 12	vs. Baltimore†	S	7	2	9	0.5-3.5	0-0	0	0	0
Postseason Totals		1/1	7	2	9	0.5-3.5	0-0	0	0	0
†AFC Divisional Playoff Game										

[†]AFC Divisional Playoff Game

2013 DENVER (13-3)			TACKLES							
Date	Opponent	P/S	UT	A	TT	S-Yds.	I-Yds	PD	FF	FR
Games 1-6										
RESERVE/SUSPENDED										
Oct 20	at Indianapolis	S	2	0	2	0-0	0-0	0	0	0
Oct 27	vs. Washington*	S	4	1	5	1-9	0-0	0	1	0
Nov 10	at San Diego*	S	5	1	6	1-2	0-0	0	0	0
Nov 17	vs. Kansas City*	S	0	1	1	0-0	0-0	0	0	0
Nov 24	at New England	S	6	2	8	2-11	0-0	0	1	1
Dec 1	at Kansas City*	S	2	0	2	0-0	0-0	0	0	0
Dec 8	vs. Tennessee*	S	3	0	3	1-7	0-0	1	1	0
Dec 12	vs. San Diego	S	4	2	6	0-0	0-0	0	0	0
Dec 22	at Houston*	S	1	0	1	0-0	0-0	0	0	0
PLACED ON INJURED RESERVE (KNEE) ON DEC. 24										
Regular Season Totals		9/9	27	7	34	5-29	0-0	1	3	1

DID YOU KNOW?

Linebacker Von Miller and cornerback Chris Harris Jr. (2010s) became the third group of primary Broncos teammates to be named to the NFL's All-Decade Team. All-1970s members and Ring of Famers Louis Wright and Rick Upchurch were the first duo to achieve this feat. They were followed by All-1990s team members—and Pro Football Hall of Famers—safety Steve Atwater, running back Terrell Davis, quarterback John Elway, tight end Shannon Sharpe and tackle Gary Zimmerman.

2014 DENVER (12-4)			TACKLES							
Date	Opponent	P/S	UT	A	TT	S-Yds.	I-Yds	PD	FF	FR
Sep 7	vs. Indianapolis*	S	1	0	1	0-0	0-0	0	0	0
Sep 14	vs. Kansas City*	S	5	2	7	1-3	0-0	0	0	0
Sep 21	at Seattle	S	3	4	7	1-3	0-0	0	0	0
Oct 5	vs. Arizona*	S	2	2	4	2-15.5	0-0	0	0	0
Oct 12	at N.Y. Jets*	S	3	3	6	2-10	0-0	1	0	0
Oct 19	vs. San Francisco*	S	2	0	2	2-18	0-0	0	0	0
Oct 23	vs. San Diego*	S	2	0	2	1-5	0-0	0	0	0
Nov 2	at New England	S	1	0	1	0-0	0-0	0	0	0
Nov 9	at Oakland*	S	4	3	7	0-0	0-0	0	0	0
Nov 16	at St. Louis	S	5	0	5	1-5	0-0	0	0	0
Nov 23	vs. Miami*	S	1	0	1	0-0	0-0	0	0	0
Nov 30	at Kansas City*	S	3	0	3	2-11	0-0	1	0	0
Dec 7	vs. Buffalo*	S	2	0	2	1-5	0-0	0	0	0
Dec 14	at San Diego*	S	3	1	4	0-0	0-0	0	0	0
Dec 22	at Cincinnati	S	2	1	3	0-0	0-0	0	1	1
Dec 28	vs. Oakland*	S	3	1	4	1-7	0-0	0	0	0
Regular Season Totals		16/16	42	17	59	14-82.5	0-0	2	1	1
Jan 11	vs. Indianapolis†	S	5	1	6	0-0	0-0	0	0	0
Postseason Totals		1/1	5	1	6	0-0	0-0	0	0	0
†AFC Divisional Playoff Game										


2015 DENVER (12-4)			TACKLES							
Date	Opponent	P/S	UT	A	TT	S-Yds.	I-Yds.	PD	FF	FR
Sept 13	vs. Baltimore*	S	1	0	1	0-0	0-0	0	0	0
Sept 17	at Kansas City*	S	4	0	4	1-5	0-0	0	0	0
Sept 27	at Detroit*	S	0	0	0	0-0	0-0	0	0	0
Oct 4	vs. Minnesota*	S	3	1	4	1-9	0-0	0	0	1
Oct 11	at Oakland*	S	2	0	2	1-7	0-0	0	1	1
Oct 18	at Cleveland*	S	0	1	1	0-0	0-0	0	0	0
Nov 1	vs. Green Bay*	S	1	0	1	1-9	0-0	0	0	0
Nov 8	at Indianapolis	S	0	2	2	0-0	0-0	0	0	0
Nov 15	vs. Kansas City	S	2	0	2	1-7	0-0	0	0	0
Nov 22	at Chicago*	S	3	0	3	1-2	0-0	0	1	0
Nov 29	vs. New England*	S	3	1	4	1-7	0-0	0	0	0
Dec 6	at San Diego*	S	4	0	4	2-15	0-0	0	1	1
Dec 13	vs. Oakland	S	3	0	3	1-9	0-0	1	1	0
Dec 20	at Pittsburgh	S	0	0	0	0-0	0-0	0	0	0
Dec 28	vs. Cincinnati*	S	3	0	3	0-0	0-0	0	0	0
Jan 3	vs. San Diego*	S	1	0	1	1-8	0-0	0	0	0
Season Totals		16/16	30	5	35	11-78	0-0	1	4	3
Jan 17	vs. Pittsburgh*†	S	2	0	2	0-0	0-0	0	0	0
Jan 24	vs. New England*#	S	4	1	5	2.5-13	1-4	1	0	0
Feb 7	vs. Carolina*\$	S	5	1	6	2.5-27	0-0	1	2	0
Postseason Totals		3/3	11	2	13	5-40	1-4	2	2	0
†AFC Divisional Playoff Game; #AFC Championship Game; \$Super Bowl 50										

2016 DENVER (9-7)		TACKLES								
Date	Opponent	P/S	UT	A	TT	S-Yds.	I-Yds.	PD	FF	FR
Sep 8	vs. Carolina*	S	3	0	3	1-6	0-0	0	0	0
Sep 18	vs. Indianapolis*	S	5	2	7	3-20	0-0	1	1	0
Sep 25	at Cincinnati*	S	1	1	2	1-5	0-0	0	0	0
Oct 2	at Tampa Bay*	S	2	2	4	0.5-4	0-0	0	0	0
Oct 9	vs. Atlanta	S	2	2	4	1-6	0-0	1	0	0
Oct 13	at San Diego	S	6	0	6	1-0	0-0	0	0	0
Oct 24	vs. Houston*	S	3	0	3	0-0	0-0	0	0	0
Oct 30	vs. San Diego*	S	2	2	4	1-1	0-0	0	0	0
Nov 6	at Oakland	S	1	1	2	1-5	0-0	0	0	0
Nov 13	at New Orleans*	S	4	0	4	0-0	0-0	0	0	0
Nov 27	vs. Kansas City	S	9	1	10	3-16	0-0	1	0	0
Dec 4	at Jacksonville*	S	4	0	4	1-2	0-0	0	1	0
Dec 11	at Tennessee	S	6	1	7	0-0	0-0	0	0	0
Dec 18	vs. New England	S	4	1	5	0-0	0-0	0	0	0
Dec 25	at Kansas City	S	6	2	8	0-0	0-0	0	0	0
Jan 1	vs. Oakland*	S	4	1	5	0-0	0-0	0	1	0
Season Totals		16/16	62	16	78	13.5-65	0-0	3	3	0

2017 DENVER (5-11)			TACKLES							
Date	Opponent	P/S	UT	A	TT	S-Yds.	I-Yds.	PD	FF	FR
Sep 11	vs. L.A. Chargers*	S	4	0	4	0-0	0-0	0	0	0
Sep 17	vs. Dallas*	S	2	0	2	2-10	0-0	1	0	0
Sep 24	at Buffalo	S	6	0	6	1-7	0-0	0	0	0
Oct 1	vs. Oakland*	S	2	0	2	1-7	0-0	0	0	0
Oct 15	vs. N.Y. Giants	S	1	0	1	1-4	0-0	0	0	0
Oct 22	at L.A. Chargers	S	5	0	5	2-16	0-0	0	0	0
Oct 30	at Kansas City	S	3	0	3	0-0	0-0	0	0	0
Nov 5	at Philadelphia	S	8	0	8	1-8	0-0	0	1	0
Nov 12	vs. New England	S	1	0	1	0-0	0-0	0	0	0
Nov 19	vs. Cincinnati	S	2	0	2	0-0	0-0	1	0	0
Nov 26	at Oakland	S	4	2	6	0.5-2	0-0	0	0	0
Dec 3	at Miami	S	5	1	6	0.5-3.5	0-0	0	0	0
Dec 10	vs. N.Y. Jets*	S	4	0	4	1-7	0-0	0	0	0
Dec 14	at Indianapolis*	S	1	2	3	0-0	0-0	1	0	0
Dec 24	at Washington	S	3	1	4	0-0	0-0	0	1	1
Dec 31	vs. Kansas City	S	0	0	0	0-0	0-0	0	0	0
Season Totals		16/16	51	6	57	10-64.5	0-0	3	2	1

2018 DENVER (6-10)			TACKLES							
Date	Opponent	P/S	UT	A	TT	S-Yds.	I-Yds.	PD	FF	FR
Sep 9	vs. Seattle*	S	6	1	7	3-19	0-0	0	2	1
Sep 16	vs. Oakland*	S	3	2	5	1-7	0-0	0	0	0
Sep 23	at Baltimore	S	2	0	2	0-0	0-0	0	0	0
Oct 1	vs. Kansas City	S	1	0	1	0-0	0-0	0	0	0
Oct 7	at N.Y. Jets	S	2	3	5	0-0	0-0	1	0	0
Oct 14	vs. L.A. Rams	S	1	4	5	1.5-9.5	0-0	0	0	0
Oct 18	at Arizona*	S	2	2	4	2-9	0-0	0	2	1
Oct 28	at Kansas City	S	0	3	3	0.5-3	0-0	0	0	0
Nov 4	vs. Houston	S	2	0	2	1-3	0-0	0	0	0
Nov 18	at L.A. Chargers*	S	1	0	1	1-3	1-42	1	0	0
Nov 25	vs. Pittsburgh*	S	1	1	2	1-6	0-0	0	0	0
Dec 2	at Cincinnati*	S	2	1	3	1.5-10.5	0-0	0	0	0
Dec 9	at San Francisco	S	3	0	3	1-9	0-0	0	0	0
Dec 15	vs. Cleveland	S	1	1	2	1-9	0-0	0	0	0
Dec 24	at Oakland	S	0	0	0	0-0	0-0	1	0	0
Dec 30	vs. L.A. Chargers	S	2	1	3	0-0	0-0	0	0	1
Season Totals		16/16	29	19	48	14.5-88	1-42	3	4	3

2019 DENVER (7-9)			TACKLES							
Date	Opponent	P/S	UT	A	TT	S-Yds.	I-Yds.	PD	FF	FR
Sep 9	at Oakland	S	4	1	5	0-0	0-0	0	0	0
Sep 15	vs Chicago	S	1	1	2	0-0	0-0	0	0	0
Sep 22	at Green Bay	S	2	1	3	0-0	0-0	0	0	0
Sep 29	vs. Jacksonville	S	4	2	6	2-9	0-0	0	0	0
Oct 6	at L.A. Chargers*	S	2	0	2	0-0	0-0	0	0	0
Oct 13	vs. Tennessee*	S	1	1	2	0.5-3.5	0-0	0	0	0
Oct 17	vs. Kansas City	S	0	0	0	0-0	0-0	0	0	0
Oct 27	at Indianapolis	S	5	1	6	1.5-3	0-0	0	0	0
Nov 3	vs. Cleveland*	S	1	2	3	0-0	0-0	0	0	0
Nov 17	at Minnesota	S	3	0	3	1-7	0-0	0	0	0
Nov 24	at Buffalo	S	2	1	3	1-5	0-0	0	0	0
Dec 1	vs. L.A. Chargers*			INACTIVE						
Dec 8	at Houston*	S	1	2	3	0-0	0-0	0	0	0
Dec 15	at Kansas City	S	2	0	2	1-0	0-0	0	0	0
Dec 22	vs. Detroit*	S	2	0	2	0-0	0-0	1	0	0
Dec 29	vs. Oakland*	S	3	1	4	1-5	0-0	1	0	0
Season Totals		15/15	33	13	46	8-32.5	0-0	2	0	0



PATRICK MORRIS

50

CENTER

6-3 • 300 • 3RD YR. • TEXAS CHRISTIAN

BORN: Feb. 3, 1995, in Denton, Texas

HIGH SCHOOL: Guyer High School, Denton, Texas

ACQUIRED: Waivers (Pittsburgh), 2019

NFL YEAR: 3rd • YEAR WITH BRONCOS: 3rd

NFL GAMES PLAYED/STARTED: 3/0



MORRIS AT A GLANCE:

- A third-year center who has played three games with Denver (2019-20) in addition to spending time on the Steelers' active roster and practice squad (2018-19).
- Appeared in 34 games (17 starts) with Texas Christian University and was a three-time first-team Academic All-Big 12 Conference selection.

- Claimed by the Broncos off waivers from Pittsburgh on Dec. 3, 2019.
- Entered the NFL with the Steelers as a college free agent on May 2, 2018.

CAREER TRANSACTIONS: Signed by Pittsburgh as a college free agent 5/2/18; Waived by Pittsburgh 9/1/18; Signed by Pittsburgh (practice squad) 9/2/18; Signed by Pittsburgh (active roster) 12/31/18; Waived by Pittsburgh 8/31/19; Signed by Pittsburgh (practice squad) 9/1/19; Signed by Pittsburgh (active roster) 11/21/19; Waived by Pittsburgh 12/2/19; Claimed off waivers by Denver 12/3/19; Waived by Denver 9/5/20; Signed by Denver (practice squad) 9/6/20; Signed by Denver (active roster) 10/31/20; Signed by Denver (practice squad) 11/2/20; Signed by Denver 1/5/21.



2020: Morris saw action in one game while spending time on the Broncos' practice squad... Played vs. LAC (11/1) before sustaining a season-ending arm injury... Placed on practice squad reserve/injured on Nov. 6.

2019: Morris played two games with Denver in addition to spending time on Pittsburgh's active roster and practice squad... Spent his first 11 weeks competing on the Steelers' practice squad before being signed to the active roster on Nov. 21... Was claimed by Denver off waivers on Dec. 3... Made his NFL debut vs. Det. (12/22).


2018: Morris, who entered the NFL with Pittsburgh as a college free agent on May 2, spent his entire rookie season on the club's practice squad.

COLLEGE: Morris appeared in 34 games (17 starts) with Texas Christian University and was a three-time first-team Academic All-Big 12 Conference selection... Named to the Associated Press All-Bowl Team and was selected to play in the NFLPA Collegiate Bowl his senior year.

PERSONAL: Attended Guyer High School in Denton, Texas, where he was named an *Associated Press* Class 4A all-state selection... Helped lead Guyer to the Class 4A state championship game as a senior... Patrick Morris was born on Feb. 3, 1995 in Denton, Texas.

MORRIS' REGULAR SEASON RECORD

Year	Club	G	S
2019	Pit. / Den.	2	0
2020	Den.	1	0
CAREER TOTALS		3	0



PARNELL MOTLEY

42

CORNERBACK

6-0 • 180 • 2ND YR. • OKLAHOMA

BORN: Oct. 28, 1997, in Washington, D.C.

HIGH SCHOOL: H.D. Woodson High School, Washington, D.C.

ACQUIRED: Free Agent, 2020

NFL YEAR: 2nd • **YEAR WITH BRONCOS:** 2nd

NFL GAMES PLAYED/STARTED: 4/1



MOTLEY AT A GLANCE:

- A second-year cornerback who appeared in four games (1 start) with Tampa Bay and Denver in 2020, totaling eight tackles (5 solo), one pass defended and one fumble recovery.
- Saw action with the Broncos in the final two games of the regular season after appearing in two games with the Buccaneers and spending time on San Francisco's practice squad.
- Started 34-of-53 games played during his four seasons at the University of Oklahoma (2016-19), recording 176 tackles (130 solo), six interceptions (94 yds., 1 TD), 39 passes defended, six forced fumbles and two fumbles recoveries.
- Signed by Denver from the 49ers' practice squad on Dec. 16.
- Originally signed by Tampa Bay as a college free agent on May 4, 2020.

CAREER TRANSACTIONS: Signed by Tampa Bay as a college free agent 5/4/20; Waived by Tampa Bay 10/12/20; Signed by San Francisco via waivers 10/13/20; Waived by San Francisco 10/26/20; Signed by San Francisco (practice squad) 10/28/20; Signed by Denver (active roster) 12/16/20.



2020: Motley, who was acquired by Denver from San Francisco's practice squad on Dec. 16, appeared in four games (1 start) in his rookie campaign, totaling eight tackles (5 solo), one pass defended and a fumble recovery... Saw action with the Broncos in the final two games of the regular season after appearing in two contests with Tampa Bay and spending time on the 49ers' practice squad... Collected the first tackle of his career and posted two defensive stops (all solo) at LAC (12/27)... Made his first career start and notched six tackles (3 solo), one pass defended and a fumble recovery in the season finale vs. L.V. (1/3).

COLLEGE: Motley saw action in 53 games (34 starts) over the course of four seasons at the University of Oklahoma (2016-19), registering 176 tackles (130 solo), six interceptions (94 yds., 1 TD), 39 passes defended, six forced fumbles and two fumble recoveries... Started 13-of-14 games played during his final collegiate campaign, finishing with 41 tackles (31 solo), one interception, 14 passes defended, five forced fumbles and one fumble recovery.

PERSONAL: Motley prepped at H.D. Woodson High School... Rated as the No. 5 overall prospect in Washington D.C. by numerous publications... Parnell Motley was born on Oct. 28, 1997, in Washington, D.C.

MOTLEY'S REGULAR SEASON RECORD

Year	Club	G	S	UT	A	TT	S-Yds.	I-Yds.	PD	FF	FR	TD-Int.	TD-FR	S	Pts.
2020	T.B. / Den.	4	1	5	3	8	0-0	0-0	1	0	1	0	0	0	0
CAREER TOTALS		4	1	5	3	8	0-0	0-0	1	0	1	0	0	0	0

PARNELL MOTLEY'S CAREER GAME-BY-GAME

(Victories asterisked)

2020 T.B. (11-5) / DEN. (5-11)			TACKLES											
Date	Opponent	P/S	UT	A	TT	S-Yds.	I-Yds.	PD	FF	FR				
Sep 27	at Denver*	P	0	0	0	0-0	0-0	0	0	0				
Oct 4	vs. L.A. Chargers*	P	0	0	0	0-0	0-0	0	0	0				
SIGNED BY DEN. FROM S.F. PS ON DEC. 16														
Dec 27	at L.A. Chargers	P	2	0	2	0-0	0-0	0	0	0				
Jan 3	vs. Las Vegas	S	3	3	6	0-0	0-0	1	0	0				
Season Totals		4/1	5	3	8	0-0	0-0	1	0	1				



NETANE MUTI

52

GUARD



6-3 • 315 • 2ND YR. • FRESNO STATE

BORN: March 27, 1999, in Kingdom of Tonga

HIGH SCHOOL: Leilehua High School, Wahiawa, Oahu, Hawaii

ACQUIRED: Draft #6 (181st overall), 2020

NFL YEAR: 2nd • **YEAR WITH BRONCOS:** 2nd

NFL GAMES PLAYED/STARTED: 4/1

MUTI AT A GLANCE:

- A second-year guard who saw action in four games (1 start at RG) with the Broncos in 2020.
- Started 17-of-19 games played at Fresno State University while battling injuries throughout his college career.
- Led all prospects at the 2020 NFL Combine with 44 bench press reps.
- Was named a team captain before his final collegiate campaign in 2019, which was cut short after three games.
- Was a member of an offensive line that ranked third in the nation in sacks allowed with 10 sacks during the 2017 season.
- Attended Leilehua High School in Wahiawa, Hawaii on the island of Oahu, where he was a two-way lineman, while also spending time in high school on the marching band.
- Received first-team All-Oahu Interscholastic Association Red honors as a defensive lineman and second-team honors as an offensive lineman.
- Selected by the Broncos in the sixth round (181st overall) of the 2020 NFL Draft.

CAREER TRANSACTIONS: Signed by Denver as a draft choice 7/23/20.



2020: Muti, who was drafted in the sixth round (181st overall) of the 2020 NFL Draft, appeared in four games with the Broncos, making one start at right guard.... Made his NFL debut in Week 9 at Atl. (11/8)... Collected his first career start and started at right guard at Car. (12/13).

COLLEGE: Muti appeared in three games (1 start) with Fresno State in 2019 before suffering a season-ending injury... Started both games played before suffering a season-ending injury as a redshirt sophomore... Started all 14 games played as redshirt freshman, where he was part of an offensive line that held six opponents without a sack over the course of the season.

PERSONAL: Muti was a two-way lineman for Leilehua High School in Wahiawa, Hawaii, playing left tackle, left guard, nose guard and defensive end... Received first-team All-Oahu Interscholastic Association Red

honors as a defensive lineman and second-team honors as an offensive lineman... Netane Muti (pronounced: Ne-tani MO-tee) was born on March 27 1999, in Tonga.

MUTI'S REGULAR SEASON RECORD

Year	Club	G	S
2020	Denver	4	1
CAREER TOTALS		4	1



MICHAEL OJEMUDIA

13

CORNERBACK

6-1 • 200 • 2ND YR. • IOWA

BORN: Sept. 12, 1997, in Farmington Hills, Mich.

HIGH SCHOOL: Harrison High School, Farmington Hills, Mich.

ACQUIRED: Draft #3a (77th overall), 2020

NFL YEAR: 2nd • **YEAR WITH BRONCOS:** 2nd

NFL GAMES PLAYED/STARTED: 16/11



OJEMUDIA AT A GLANCE:

- A second-year cornerback who appeared in all 16 games (11 starts) with the Broncos in 2020, recording 62 tackles (55 solo), six passes defended and four forced fumbles.
- Became the first rookie in NFL history to record multiple games at least two forced fumbles, and was just the third NFL rookie in the last 20 years to force at least four fumbles in a season.
- Recorded 125 tackles (87 solo), six interceptions (50 yds.), 17 passes defended and one fumble recovery in 51 games played (22 starts) in four seasons at the University of Iowa.
- Was selected second-team All-Big Ten Conference as a redshirt senior after recording 52 tackles (41 solo), three interceptions (12 yds.), nine passes defended and one forced fumble.
- Was awarded the Coaches Appreciation Award for defense and was a member of Iowa's Leadership Group his senior year.
- Named to the All-County Dream Team as a senior at Harrison High School in Farmington, Mich., where he was a four-year letterman at linebacker and tight end.
- Helped Harrison to the state semifinals as a team captain his senior year.
- Selected by the Broncos in the third round (77th overall) of the 2020 NFL Draft.

CAREER TRANSACTIONS: Signed by Denver as a draft choice 7/21/20.



2020: Ojemudia, who was selected by the Broncos in the third round (77th overall) of the 2020 NFL Draft, concluded his rookie season with 62 tackles (55 solo), six passes defended and four fumbles... Became the first rookie in NFL history to record multiple games with two or more forced fumbles, and was just the third NFL rookie in the last 20 years to force at least four fumbles in a season... Ojemudia recorded two solo tackles and one pass defended in his NFL debut vs. Ten. (9/14)... Made first start of his career at Pit. (9/20), recording six tackles (5 solo) and one pass defended... Had two tackles and a pass defended at NYJ (10/1)... Forced two fumbles, had a season-high seven tackles (all solo) and added a pass defended at N.E. (10/18)... Posted three tackles (all solo) and a pass defended vs. N.O. (11/29)... Had a season-high-tying seven tackles (6 solo) at K.C. (12/6)... Added five tackles (all solo) and a pass defended at Car. (12/13)... Tied for the team lead in tackles and tied his season high with seven defensive stops (all solo) at LAC (12/27)... Tied his season high in tackles (7) and forced fumbles (2) in the season finale vs. LV (1/3).

COLLEGE: Ojemudia started all 12 games played and finished his redshirt senior season with 52 tackles (41 solo), three interceptions (12 yds.), nine passes defended and one forced fumble... Received second-team All-Big Ten Conference honors... Served on the team's Leadership Group and was awarded the Coaches Appreciation Award for defense... Started seven-of-13 games played in 2018, collecting 39 tackles (23 solo), six passes defended and three interceptions (38 yds.)... Picked off passes in consecutive Big Ten games against Illinois (11/17) and Nebraska (11/23)... Matched a single-game career-high with eight total tackles in Iowa's Outback Bowl victory against Mississippi State (1/1/19)... Saw action in all 13 games played (3 starts) in 2017, recording 29 tackles (20 solo) and one pass defended... Made his first career start vs. Wyoming (9/2) where he recorded three solo tackles... Played in all 13 games as a redshirt freshman, picking up 5 tackles (3 solo) and one pass breakup... Made his first career solo tackle and pass defended vs. Iowa State (9/10).

PERSONAL: Ojemudia attended Harrison High School in Farmington, Mich., where he helped his team to reach state regionals as a junior and semifinals as a senior... Lettered all four years while playing at both linebacker and tight end... Led the team with 105 tackles and also served as the team captain as a senior... Also lettered in track, earning all-state honors in 110-meter hurdles... Michael Ojemudia (pronounced: oh-jay-MOO-dee-uh) was born on Sept. 12, 1997 in Farmington, Mich.

OJEMUDIA'S REGULAR SEASON RECORD

Year	Club	G	S	UT	A	TT	S-Yds.	I-Yds.	PD	FF	FR	TD-Int.	TD-FR	S	Pts.
2020	Denver	16	11	55	7	62	0-0	0-0	6	4	0	0	0	0	0
CAREER TOTALS		16	11	55	7	62	0-0	0-0	6	4	0	0	0	0	0

OJEMUDIA'S SINGLE-GAME HIGHS

(Postseason in parentheses)

Tackles — 7, 4x, last vs. Las Vegas, 1/3/21 (none). **Passes Defended** — 1, 6x, last at Carolina, 12/13/20 (none). **Forced Fumbles** — 2, twice, last vs. Las Vegas, 1/3/21 (none).

MICHAEL OJEMUDIA'S CAREER GAME-BY-GAME

(Victories asterisked)

2020 DENVER (5-11)		TACKLES													
Date	Opponent	P/S	UT	A	TT	S-Yds.	I-Yds.	PD	FF	FR					
Sep 14	vs. Tennessee	P	2	0	2	0-0	0-0	1	0	0					
Sep 20	at Pittsburgh	S	5	1	6	0-0	0-0	1	0	0					
Sep 27	vs. Tampa Bay	S	3	1	4	0-0	0-0	0	0	0					
Oct 1	at N.Y. Jets*	S	2	0	2	0-0	0-0	1	0	0					
Oct 18	at New England*	S	7	0	7	0-0	0-0	1	2	0					
Oct 25	vs. Kansas City	S	2	0	2	0-0	0-0	0	0	0					
Nov 1	vs. L.A. Chargers*	S	3	1	4	0-0	0-0	0	0	0					
Nov 8	at Atlanta	S	2	1	3	0-0	0-0	0	0	0					
Nov 15	at Las Vegas	P	0	0	0	0-0	0-0	0	0	0					
Nov 22	vs. Miami*	P	0	0	0	0-0	0-0	0	0	0					
Nov 29	vs. New Orleans	P	3	0	3	0-0	0-0	1	0	0					
Dec 6	at Kansas City	S	6	1	7	0-0	0-0	0	0	0					
Dec 13	at Carolina*	S	5	0	5	0-0	0-0	1	0	0					
Dec 19	vs. Buffalo	S	3	0	3	0-0	0-0	0	0	0					
Dec 27	at L.A. Chargers	S	7	0	7	0-0	0-0	0	0	0					
Jan 3	vs. Las Vegas	S	5	2	7	0-0	0-0	0	2	0					
Season Totals		16/11	55	7	62	0-0	0-0	6	4	0					



ALBERT OKWUEGBUNAM 85

TIGHT END

6-5 • 258 • 2ND YR. • MISSOURI

BORN: April 25, 1998, in Springfield, Ill.

HIGH SCHOOL: Sacred Heart-Griffin High School, Springfield, Ill.

ACQUIRED: Draft #4 (118th overall), 2020

NFL YEAR: 2nd • **YEAR WITH BRONCOS:** 2nd

NFL GAMES PLAYED/STARTED: 4/0



OKWUEGBUNAM AT A GLANCE:

- A second-year tight end who played in four games for the Broncos in 2020, recording 11 receptions for 121 yards (11.0 avg.) with one touchdown before being placed on injured reserve on Nov. 10 with a season-ending right knee injury.
- Started 33 games (24 starts) during his collegiate career at the University of Missouri, totaling 98 receptions for 1,187 yards (12.1 avg.) with 23 touchdowns.
- Led all Missouri receivers in touchdown catches as a redshirt junior in 2019 with six scores on 26 receptions to go along with 306 yards (11.8 avg.).
- Was named a finalist for the John Mackey Award in 2018 while playing with Broncos quarterback Drew Lock, who set a then-SEC record for touchdown passes in a single-season (44).
- Spent two seasons (2017-18) with Lock, catching 72 passes for 881 yards (12.2 avg.) with 17 touchdowns during that time.
- Attended Sacred-Heart Griffin in Springfield, Ill., where he was a two-time state champion as a sophomore and junior.
- Selected by the Broncos in the fourth round (118th overall) of the 2019 NFL Draft.

CAREER TRANSACTIONS: Signed by Denver as a draft pick 7/22/20.



2020: Okwuegbunam, who was drafted by the Broncos in the fourth round (118th overall) of the 2020 NFL Draft, appeared in four games as a rookie, collecting 11 receptions for 121 yards (11.0 avg.) with one touch-

down... Placed on injured reserve on Nov. 10 after sustaining a season-ending right knee injury (torn ACL)... Made his NFL debut at N.E. (10/18), collecting two receptions for 45 yards (22.5 avg.), including a season-long 27-yard grab in the second quarter... Caught all seven targets vs. K.C. (10/25) and recorded season highs in catches (7) and yards (60)... Registered his first career NFL touchdown on a nine-yard grab in the fourth quarter vs. LAC (11/1)... Posted a seven-yard grab at Atl. (11/8) before leaving the game with a knee injury.

COLLEGE: Okwuegbunam appeared in 11 games (9 starts) as a redshirt junior at the University of Missouri... Caught 26 passes for 306 yards (11.8 avg.) with six touchdowns... Notched two touchdown receptions vs. West Virginia (9/7) to mark his sixth career game with multiple touchdowns, the most among Missouri tight ends... Started all nine games in 2018, recording a career-high 43 receptions for 466 (10.8 avg.) and six touchdowns prior to suffering a season-ending injury... Was named a finalist for the John Mackey Award while playing with quarterback Drew Lock, who set a then-Southeastern Conference record for touchdown passes in a single-season (44)... Started 6-of-13 games played during his redshirt freshman season totaling 29 receptions for 415 yards (14.3 avg.)... Tallied 11 touchdowns during the season to lead the SEC as well as all tight ends and freshman receivers in the country... Earned second-team All-SEC and Freshman All-SEC honors... Logged four games with at least two touchdowns, including a three-touchdown performance vs. Idaho (10/21).

PERSONAL: Okwuegbunam attended Sacred Heart-Griffin High School in Springfield, Ill., where he was a standout basketball player and wide receiver... Named an All-State Special Mention from the *News-Gazette* as a senior after hauling in 44 passes for 891 yards (20.3 per catch) with 17 touchdowns at the Class 6A level... Helped lead Sacred-Heart Griffin to Class 5A State Championships in both 2013 and 2014... Hauled in 31 catches for 568 yards (18.3 avg.) with 11 touchdowns as a junior... Albert Okwuegbunam (pronounced: (owe-COO-ay-BOO-nom) was born on April 25, 1998 in Springfield, Ill.

OKWUEGBUNAM'S REGULAR SEASON RECORD

Year	Club	RECEIVING							SCORING				
		G	S	No.	Yds.	Avg.	LG	TD	TD	TDp	TDrt	2pt	Pts.
2020	Denver	4	0	11	121	11.0	27	1	1	0	1	0	6
CAREER TOTALS		4	0	11	121	11.0	27	1	1	0	1	0	6

ALBERT OKWUEGBUNAM'S CAREER GAME-BY-GAME

(Victories asterisked)

2020 DENVER (5-11)		RECEIVING							SCORING	
Date	Opponent	P/S	No.	Yds.	Avg.	LG	TD		2pt.	Pts.
Games 1-4										
INACTIVE										
Oct 18	at New England*	P	2	45	22.5	27	0		0	0
Oct 25	vs. Kansas City	P	7	60	8.6	17	0		0	0
Nov 1	vs. L.A. Chargers*	P	1	9	9.0	9t	1		0	6
Nov 8	at Atlanta	P	1	7	7.0	7	0		0	0
PLACED ON INJURED RESERVE (KNEE) ON NOV. 10										
Season Totals		4/0	11	121	11.0	27	1		0	6



TIM PATRICK

81

WIDE RECEIVER



6-4 • 212 • 4TH YR. • UTAH

BORN: Nov. 23, 1993, in San Diego

HIGH SCHOOL: University City High School, San Diego

ACQUIRED: Practice Squad Signee, 2017

NFL YEAR: 4th • **YEAR WITH BRONCOS:** 4th

NFL GAMES PLAYED/STARTED: 39/21

PATRICK AT A GLANCE:

- A fourth-year wide receiver who has appeared in 39 games (21 starts) with Denver (2018-20) after spending part of his initial NFL season in 2017 competing on Denver's practice squad.
- Totaled 90 receptions for 1,275 yards (14.2 avg.) with seven touchdowns in his first three NFL seasons.
- Set career highs in receptions, yards and touchdowns in 2020, finishing the season with 51 catches for 742 yards (14.5 avg.) and a team-high six scores in 15 games played (all starts).
- Saw action in eight games (2 starts) in 2019, totaling 16 catches for 218 yards (13.6 avg.).
- Played all 16 games (4 starts) with Denver in 2018, recording 23 catches for 315 yards (13.7 avg.) with one touchdown, while also contributing seven special-teams stops.
- Appeared in 22 games (14 starts) during his three seasons at the University of Utah (2014-16), finishing with 61 catches for 888 yards (14.6 avg.) with five touchdowns.

- Joined the Broncos as a practice squad signee on Oct. 20, 2017.
- Entered the NFL as a college free agent with Baltimore on May 4, 2017.

CAREER TRANSACTIONS: Signed by Baltimore as a college free agent 5/4/17; Waived by Baltimore 7/30/17; Claimed off waivers by San Francisco 7/31/17; Waived by San Francisco 9/1/17; Signed by Denver (practice squad) 10/20/17; Waived by Denver 11/8/17; Signed by Denver (practice squad) 11/15/17; Signed by Denver (active roster) 1/2/18; Re-signed by Denver 4/2/19; Re-signed by Denver 4/17/20.



2020: Patrick started all 15 games he appeared in and set career highs in receptions, yards and touchdowns... Posted three 100-yard receiving games to go with 51 catches for 742 yards (14.5 avg.) and a team-high six scores... Recorded his second career touchdown and totaled four receptions for 43 yards (10.8 avg.) vs. T.B. (9/27)... Nabbed his first career 100-yard receiving game and totaled six receptions for 113 yards (18.8 avg.) and his third career touchdown at NYJ (10/1)... Had four receptions for 101 yards (25.3 avg.) at N.E. (10/18) as part of his second consecutive 100-yard game... Became the third undrafted player (Rod Smith & Steve Watson) in team history to record consecutive 100-yard receiving outputs... Recorded his third touchdown of the season on a nine-yard catch and added four receptions for 29 yards (7.3 avg.) at Atl. (11/8)... Surpassed the 1,000-yard receiving mark in his career, became the first Bronco since Emmanuel Sanders in 2018 to record three 100-yard receiving efforts in the same season and set career highs in yards (119) and longest reception (61) vs. Mia. (11/22)... Notched his first career multi-score game, recorded four receptions for 44 yards (11.0 avg.) and had touchdown catches of five and 10 yards at K.C. (12/6)... Garnered sixth touchdown of the season on a two-yard catch and totaled three receptions for 36 yards (12.0 avg.) at Car. (12/13).

2019: Patrick saw action in eight games (2 starts), totaling 16 catches for 218 yards (13.6 avg.)... Played at Oak. (9/9) before suffering a hand injury that forced him to be placed on injured reserve for eight weeks... Recorded four receptions for 77 yards (19.3 avg.) in his first game back from injury at Min. (11/17)... Collected 50 yards on two receptions (25.0 avg.) at Hou. (12/8)... Totaled five receptions for 48 yards (9.6 avg.) vs. Det. (12/22).

2018: Patrick played all 16 games (4 starts) with Denver, recording 23 catches for 315 yards (13.7 avg.) with one touchdown, while also contributing seven special-teams stops... Made one special-teams tackle in his NFL debut vs. Sea. (9/9)... Caught his first NFL pass, a 26-yard reception that put Denver in position to kick a game-winning field goal with 0:06 remaining vs. Oak. (9/16)... Earned his first career start at NYJ (10/7), contributing one catch for six yards and one special-teams tackle... Scored on a 24-yard touchdown pass and rushed one time for 13 yards at K.C. (10/28)... Caught a career-best seven balls for 85 yards (12.1 avg.) and rushed one time for 11 yards at S.F. (12/9)... Led all receivers with 65 yards (5 rec., 13.0 avg.) vs. Cle. (12/15).

2017: Patrick, who entered the NFL as a college free agent with Baltimore on May 4, spent part of the season competing on Denver's practice squad... Participated in training camp with Baltimore and San Francisco.

COLLEGE: Patrick appeared in 22 games (14 starts) during his three seasons at Utah (2014-16), finishing with 61 catches for 888 yards (14.6 avg.) with five touchdowns... Missed 17 games with various injuries during his collegiate career... Made 45 catches for 711 yards (15.8 avg.) with five scores as a senior... Played his freshman season at Grossmont Community College in El Cajon, Calif., where he posted 53 receptions for 964 yards (18.2 avg.) with eight touchdowns.

PERSONAL: Patrick attended University City High School in San Diego, earning all-league honors as a senior after recording 27 catches for 578 yards (21.4 avg.) with six touchdowns... Tim Patrick was born on Nov. 23, 1993 in San Diego.

PATRICK'S REGULAR SEASON RECORD

Year	Club	RECEIVING							SCORING					
		G	S	No.	Yds.	Avg.	LG	TD	TD	TDr	TDp	TDrt	2pt	Pts.
2018	Denver	16	4	23	315	13.7	26	1	1	0	1	0	0	6
2019	Denver	8	2	16	218	13.6	38	0	0	0	0	0	0	0
2020	Denver	15	15	51	742	14.5	61	6	6	0	6	0	0	36
CAREER TOTALS		39	21	90	1,275	14.2	61	7	7	0	7	0	0	42

ADDITIONAL STATISTICS: Rushing — 2018 (3 rush for 17 yds., 5.7 avg., 13 LG, 0 TD), TOTAL (3 rush for 17 yds., 5.7 avg., 13 LG, 0 TD). Special-teams tackles — 2018 (7), 2019 (2) TOTAL (9). Miscellaneous tackle — 2018 (1), 2020 (2), TOTAL (3).

PATRICK'S SINGLE-GAME HIGHS

(Postseason in parentheses)

Receptions — 7 at San Francisco, 12/9/18 (none). **Receiving yards** — 119 vs. Miami, 11/22/20 (none). **Longest reception** — 61, vs. Miami, 11/22/20 (none). **Receiving touchdowns** — 2, at Kansas City, 12/6/20 (none).

WHAT IS THE ORIGIN OF THE NAME DENVER BRONCOS?

The name "Denver Broncos" was chosen from 500 entries in a name-the-team contest in January 1960. The name was suggested by Ward M. Vining of Lakewood. But the football team isn't the first Denver Broncos. Denver's 1921 entry in the Midwest Baseball League was also called the Broncos.

TIM PATRICK'S CAREER GAME-BY-GAME

(Victories asterisked)

2018 DENVER (4-10)		RECEIVING						SCORING	
Date	Opponent	P/S	No.	Yds.	Avg.	LG	TD	2pt.	Pts.
Sep 9	vs. Seattle*	P	0	0	—	—	0	0	0
Sep 16	vs. Oakland*	P	1	26	26.0	26	0	0	0
Sep 23	at Baltimore	P	0	0	—	—	0	0	0
Oct 1	vs. Kansas City	P	0	0	—	—	0	0	0
Oct 7	at N.Y. Jets	S	1	6	6.0	6	0	0	0
Oct 14	vs. L.A. Rams	P	0	0	—	—	0	0	0
Oct 18	at Arizona*	P	0	0	—	—	0	0	0
Oct 28	at Kansas City	P	1	24	24.0	24	1	0	6
Nov 4	vs. Houston	S	1	17	17.0	17	0	0	0
Nov 18	at L.A. Chargers*	P	0	0	—	—	0	0	0
Nov 25	vs. Pittsburgh*	P	0	0	—	—	0	0	0
Dec 2	at Cincinnati*	P	0	0	—	—	0	0	0
Dec 9	at San Francisco	P	7	85	12.1	11	0	0	0
Dec 15	vs. Cleveland	P	5	65	13.0	24	0	0	0
Dec 24	at Oakland	S	3	44	14.7	26	0	0	0
Dec 30	vs. L.A. Chargers	S	4	48	12.0	21	0	0	0
Season Totals		16/4	23	315	13.7	26	1	0	6

2019 DENVER (7-9)		RECEIVING						SCORING	
Date	Opponent	P/S	No.	Yds.	Avg.	LG	TD	2pt.	Pts.
Sep 9	at Oakland	P	0	0	—	—	0	0	0
Games 2-9 INJURED RESERVE									
Nov 17	at Minnesota	S	4	77	19.3	38	0	0	0
Nov 24	at Buffalo	P	1	3	3.0	3	0	0	0
Dec 1	vs. L.A. Chargers*	P	0	0	—	—	0	0	0
Dec 8	at Houston	P	2	50	25.0	37	0	0	0
Dec 15	at Kansas City	P	3	26	8.7	12	0	0	0
Dec 22	vs. Detroit*	S	5	48	9.6	16	0	0	0
Dec 29	vs. Oakland*	P	1	14	14.0	14	0	0	0
Season Totals		8/2	16	218	13.6	38	0	0	0

2020 DENVER (5-11)		RECEIVING						SCORING	
Date	Opponent	P/S	No.	Yds.	Avg.	LG	TD	2pt.	Pts.
Sep 14	vs. Tennessee	S	4	29	7.3	15	0	0	0
Sep 20	at Pittsburgh	S	2	24	12.0	17	0	0	0
Sep 27	vs. Tampa Bay	S	4	43	10.8	27	1	0	6
Oct 1	at N.Y. Jets*	S	6	113	18.8	40	1	0	6
Oct 18	at New England*	S	4	101	25.3	41	0	0	0
Oct 25	vs. Kansas City	S	3	44	14.7	27	0	0	0
Nov 1	vs. L.A. Chargers*	INACTIVE							
Nov 8	at Atlanta	S	4	29	7.3	9t	1	0	6
Nov 15	at Las Vegas	S	4	61	15.3	27	0	0	0
Nov 22	vs. Miami*	S	5	119	23.8	61	0	0	0
Nov 29	vs. New Orleans	S	0	0	—	—	0	0	0
Dec 6	at Kansas City	S	4	44	11.0	21	2	-	12
Dec 13	at Carolina*	S	3	36	12.0	32	1	0	6
Dec 19	vs. Buffalo	S	3	14	4.7	10	0	0	0
Dec 27	at L.A. Chargers	S	3	39	13.9	27	0	0	0
Jan 3	vs. Las Vegas	S	2	46	23.0	29	0	0	0
Season Totals		15/15	51	742	14.5	61	6	0	36



MIKE PURCELL

98

DEFENSIVE LINE

6-3 • 328 • 6TH YR. • WYOMING

BORN: April 20, 1991 in Highlands Ranch, Colo.

HIGH SCHOOL: Highlands Ranch (Colo.) High School

ACQUIRED: Free Agent, 2019

NFL YEAR: 6th • YEAR WITH BRONCOS: 3rd

NFL GAMES PLAYED/STARTED: 44/21



PURCELL AT A GLANCE:

- A sixth-year defensive lineman who has appeared in 44 career games (21 starts) with the 49ers (2014-16) and Broncos (2019-20) in addition to competing on practice squads with San Francisco (2013), Chicago (2017), Carolina (2017), New England (2017) and Kansas City (2017).
- Totaled 105 tackles (67 solo), two sacks (14 yds.) and one forced fumble during his career.
- Started all six games played with the Broncos in 2020, totaling 15 tackles (10 solo) and one sack (10 yds.) before being placed on injured reserve with a season-ending foot injury.

- Saw action in 13 games (7 starts) with Denver in 2019, recording a career-best 48 tackles (28 solo).
- Totaled 14 tackles (13 solo) and three sacks in eight regular season games played with the Salt Lake Stallions of the Alliance of American Football.
- Appeared in 15 games (5 starts) with the 49ers in 2016, registering 26 tackles (17 solo) and one forced fumble.
- Played 42 games (36 starts) at the University of Wyoming, posting 197 tackles, four sacks, three forced fumbles and two fumble recoveries in his four-year collegiate career.
- Joined the Broncos as a free agent on April 22, 2019.
- Entered the NFL with the 49ers as a college free agent on May 7, 2013.

CAREER TRANSACTIONS: Signed by San Francisco as a college free agent 5/7/13; Waived by San Francisco 8/31/13; Signed by San Francisco (practice squad) 9/2/13; Signed by San Francisco (active roster) 1/21/14; Waived by San Francisco 8/30/14; Signed by San Francisco (practice squad) 8/31/14; Signed by San Francisco (active roster) 12/19/14; Released by San Francisco 5/2/17; Claimed off waivers by L.A. Rams 5/3/17; Released by L.A. Rams 9/2/17; Signed by Chicago (practice squad) 9/19/17; Released by Chicago 10/6/17; Signed by Carolina (practice squad) 10/10/17; Released by Carolina 10/14/17; Signed by New England (practice squad) 10/25/17; Released by New England 10/26/17; Signed by New England (practice squad) 11/7/17; Released by New England 11/22/17; Signed by Kansas City (practice squad) 11/28/17; Released by Kansas City 4/30/18; Signed by Kansas City 7/27/18; Released by Kansas City 9/1/18; Signed by Denver 4/22/19; Re-signed by Denver 4/17/20; Re-Signed by Denver 10/6/20.



2020: Purcell started all six games played with the Broncos, totaling 15 tackles (10 solo) and a sack (10 yds.) before being placed on injured reserve on Oct. 27 with a foot injury (fractured foot)... Posted a season-high five tackles (4 solo) vs. Ten. (9/14)... Notched his first sack of the season (10 yds.) and the second of his career at Pit. (9/20)... Tied season-high with five defensive stops (3 solo) at NYJ (10/1)... Started Denver's Week 7 matchup vs. K.C. (10/25) before leaving the game with a foot injury.

2019: Purcell saw action in 13 games (7 starts) with Denver and recorded a career-best 48 tackles (28 solo)... Began the year with the Salt Lake Stallions of the Alliance of American Football, recording 14 tackles (13 solo) in eight games... Made his Broncos debut at Oak. (9/9)... Was inactive in four games before seeing action in Week 5 at LAC (10/6)... Posted five solo tackles, including two for loss vs. Ten. (10/13)... Collected five tackles (4 solo) vs. K.C. (10/17)... Totaled five tackles (4 solo) at Min. (11/17)... Recorded five tackles (2 solo) at K.C. (12/15), vs. Det. (12/22) and vs. Oak. (12/29).

2018: Purcell spent training camp with Kansas City before being released on Sep. 1.

2017: Purcell spent the season competing on practice squads with Chicago, Carolina, New England and Kansas City.

2016: Purcell saw action in a career-high 15 games (5 starts) with San Francisco and totaled 26 tackles (17 solo) and one forced fumble... Had a career-high six tackles (all solo) at Sea. (9/25)... Forced a fumble and made two tackles at Buf. (10/16).

2015: Purcell played in eight games (3 starts) with San Francisco and recorded 15 tackles (11 solo) and one sack (4 yds.)... Sacked Carson Palmer (4 yds.) vs. Ari. (11/29).

2014: Purcell spent the first 14 weeks of the season on San Francisco's practice squad before being signed to the active roster on Dec. 19... Played in the final two games of the season and recorded one tackle.

2013: Purcell, who entered the NFL as a college free agent with San Francisco on May 7, spent his rookie season on the club's practice squad.

COLLEGE: Purcell played 42 games (36 starts) at the University of Wyoming and totaled 197 tackles, four sacks, three forced fumbles and two fumble recoveries in his four-year career... Earned first-team All-Mountain West Conference honors as a senior after recording 83 tackles, 1.5 sacks and two forced fumbles... Registered 48 tackles, two sacks and one fumble recovery as a junior... Totaled 57 tackles, a half sack and one forced fumble as a sophomore... Recorded nine tackles as a freshman.

PERSONAL: Purcell attended Highlands Ranch (Colo.) High School, where he earned second-team all-state honors as a senior... Mike Purcell was born on April 20, 1991 in Highlands Ranch, Colo.

PURCELL'S REGULAR SEASON RECORD

Year	Club	G	S	UT	A	TT	S-Yds.	I-Yds.	PD	FF	FR	TD-Int.	TD-FR	S	Pts.
2014	San Francisco	2	0	1	0	1	0-0	0-0	0	0	0	0	0	0	0
2015	San Francisco	8	3	11	4	15	1-4	0-0	0	0	0	0	0	0	0
2016	San Francisco	15	5	17	9	26	0-0	0-0	0	1	0	0	0	0	0
2019	Denver	13	7	28	20	48	0-0	0-0	0	0	0	0	0	0	0
2020	Denver	6	6	10	5	15	1-10	0-0	0	0	0	0	0	0	0
CAREER TOTALS		44	21	67	38	105	2-14	0-0	0	1	0	0	0	0	0

MIKE PURCELL'S CAREER GAME-BY-GAME

(Victories asterisked)

2014 SAN FRANCISCO (8-8) TACKLES										
Date	Opponent	P/S	UT	A	TT	S-Yds.	I-Yds.	PD	FF	FR
Games 1-14										
Dec 20	vs. San Diego	P	0	0	0	0-0	0-0	0	0	0
Dec 28	vs. Arizona*	P	1	0	1	0-0	0-0	0	0	0
Season Totals		2/0	1	0	1	0-0	0-0	0	0	0
2015 SAN FRANCISCO (5-11) TACKLES										
Date	Opponent	P/S	UT	A	TT	S-Yds.	I-Yds.	PD	FF	FR
Games 1-7										
Nov 8	vs. Atlanta*	P	0	0	0	0-0	0-0	0	0	0
Nov 22	at Seattle	P	2	2	4	0-0	0-0	0	0	0
Nov 29	vs. Arizona	S	2	1	3	1-4	0-0	0	0	0
Dec 6	at Chicago*	S	1	0	1	0-0	0-0	0	0	0
Dec 13	at Cleveland	P	0	1	1	0-0	0-0	0	0	0
Dec 20	vs. Cincinnati	P	1	0	1	0-0	0-0	0	0	0
Dec 27	at Detroit	P	2	0	2	0-0	0-0	0	0	0
Jan 3	vs. St. Louis*	S	3	0	3	0-0	0-0	0	0	0
Season Totals		8/3	11	4	15	1-4	0-0	0	0	0
2016 SAN FRANCISCO (2-14) TACKLES										
Date	Opponent	P/S	UT	A	TT	S-Yds.	I-Yds.	PD	FF	FR
Sep 12	vs. L.A. Rams*	S	4	0	4	0-0	0-0	0	0	0
Sep 18	at Carolina	S	1	2	3	0-0	0-0	0	0	0
Sep 25	at Seattle	S	0	6	6	0-0	0-0	0	0	0
Oct 2	vs. Dallas	S	4	0	4	0-0	0-0	0	0	0
Oct 6	vs. Arizona	S	4	0	4	0-0	0-0	0	0	0
Oct 16	at Buffalo	S	2	0	2	0-0	0-0	0	0	0
Oct 23	vs. Tampa Bay	P	1	0	1	0-0	0-0	0	0	0
Nov 13	at Arizona	P	0	0	0	0-0	0-0	0	0	0
Nov 20	vs. New England	S	0	0	0	0-0	0-0	0	0	0
Nov 27	at Miami	S	0	0	0	0-0	0-0	0	0	0
Dec 4	at Chicago	P	0	0	0	0-0	0-0	0	0	0
Dec 11	vs. N.Y. Jets	P	0	0	0	0-0	0-0	0	0	0
Dec 18	at Atlanta	S	1	0	1	0-0	0-0	0	0	0
Dec 24	at L.A. Rams*	S	0	1	1	0-0	0-0	0	0	0
Jan 1	vs. Seattle	S	0	0	0	0-0	0-0	0	0	0
Season Totals		15/5	17	9	26	0-0	0-0	0	0	0
2019 DENVER (7-9) TACKLES										
Date	Opponent	P/S	UT	A	TT	S-Yds.	I-Yds.	PD	FF	FR
Sep 9	at Oakland	P	0	0	0	0-0	0-0	0	0	0
Sep 15	vs. Chicago									
Sep 22	at Green Bay									
Sep 29	vs. Jacksonville									
Oct 6	at L.A. Chargers*	P	1	2	3	0-0	0-0	0	0	0
Oct 13	vs. Tennessee*	S	5	0	5	0-0	0-0	0	0	0
Oct 17	vs. Kansas City	P	4	1	5	0-0	0-0	0	0	0
Oct 27	at Indianapolis	P	1	2	3	0-0	0-0	0	0	0
Nov 3	vs. Cleveland*	S	1	1	2	0-0	0-0	0	0	0
Nov 17	at Minnesota	S	4	1	5	0-0	0-0	0	0	0
Nov 24	at Buffalo	P	1	2	3	0-0	0-0	0	0	0
Dec 1	vs. L.A. Chargers*	P	3	0	3	0-0	0-0	0	0	0
Dec 8	at Houston*	S	2	2	4	0-0	0-0	0	0	0
Dec 15	at Kansas City	S	2	3	5	0-0	0-0	0	0	0
Dec 22	vs. Detroit*	S	2	3	5	0-0	0-0	0	0	0
Dec 29	vs. Oakland*	S	2	3	5	0-0	0-0	0	0	0
Season Totals		13/7	28	20	48	0-0	0-0	0	0	0
2020 DENVER (5-11) TACKLES										
Date	Opponent	P/S	UT	A	TT	S-Yds.	I-Yds.	PD	FF	FR
Sep 14	vs. Tennessee	S	4	1	5	0-0	0-0	0	0	0
Sep 20	at Pittsburgh	S	1	0	1	1-10	0-0	0	0	0
Sep 27	vs. Tampa Bay	S	1	1	2	0-0	0-0	0	0	0
Oct 1	at N.Y. Jets*	S	3	2	5	0-0	0-0	0	0	0
Oct 18	at New England*	S	1	1	2	0-0	0-0	0	0	0
Oct 25	vs. Kansas City	S	0	0	0	0-0	0-0	0	0	0
PLACED ON INJURED RESERVE (FOOT) ON OCT. 27										
Season Totals		6/6	10	5	15	1-10	0-0	0	0	0



MALIK REED

59

OUTSIDE LINEBACKER

6-2 • 235 • 3RD YR. • NEVADA

BORN: Aug 5, 1996, in Dothan, Ala.

HIGH SCHOOL: Dothan (Ala.) High School

ACQUIRED: College Free Agent, 2019

NFL YEAR: 3rd • YEAR WITH BRONCOS: 3rd

NFL GAMES PLAYED/STARTED: 31/21



REED AT A GLANCE:

- A third-year outside linebacker who has seen action in 31 games (21 starts) with Denver (2019-20) after making the team out of training camp as a college free agent in 2019.
- Recorded 75 tackles (47 solo), 10 sacks (72.5 yds.), two passes defended, one forced fumble, one fumble recovery and five special-teams tackles during his first two NFL seasons.
- Set career highs in starts, tackles, sacks and sack yards in 2020, appearing in all 16 games (13 starts) and posting 51 tackles (32 solo), a team-high eight sacks (61.5 yds.), one pass defended, one forced fumble and two special-teams stops.
- His eight sacks in 2020 ranked tied for third (Shaquil Barrett, T.B.) among undrafted players.
- Contributed 24 tackles (15 solo), two sacks (11 yds.), one pass defended, one fumble recovery and three special-teams stops during his initial NFL season.
- Saw action in 50 games (38 starts) for the University of Nevada, totaling 203 tackles (134 solo), 22 sacks (145 yds.), 11 forced fumbles and two fumble recoveries during his collegiate career.
- Finished his career ranked fifth all-time in program history with 22 sacks and tied for seventh in NCAA FBS annals with 11 forced fumbles.
- Signed by Denver as a college free agent on May. 2, 2019.

CAREER TRANSACTIONS: Signed by Denver as a college free agent on 5/2/19.



2020: Reed set career highs in starts, tackles, sacks and sack yards in 2020, appearing in all 16 games (13 starts) and posting 51 tackles (31 solo), a team-high eight sacks (61.5 yds.), one pass defended one forced fumble and two special-teams stops... His eight sacks ranked tied for third (Shaquil Barrett, T.B.) among all undrafted players... Made his first start of the season (ninth of his career) and totaled four tackles (2 solo) at NYJ (10/1)... Collected two sacks (11 yds.) and added five tackles (3 solo) at N.E. (10/18)... Notched second consecutive game with two sacks (12 yds.) vs. K.C. (10/25), becoming the sixth Bronco to record multiple sacks in consecutive games... Recorded a sack (3 yds.) in a career-high third consecutive game vs. LAC (11/1)... Registered 1.5 sacks (12.5 yds.) to go with six tackles (4 solo) vs. Mia. (11/22)... Posted career-high seven tackles (5 solo) vs. N.O. (11/29)... Collected a strip sack (20 yds.), recorded his first career forced fumble and added five tackles (3 solo) at LAC (12/27)... Registered a half sack (3 yds.) vs. LV (1/3).

2019: Reed, who entered the NFL as a college free agent with Denver on May 2, played in 15 games (8 starts), posting 24 tackles (15 solo), two sacks (11 yds.), one pass defended and one fumble recovery... Made his NFL debut at Oak. (9/9)... Tallied two solo tackles and recorded his first career sack (7 yds.) vs. Jac. (9/29)... Made his first career start at LAC (10/6), tallying two solo tackles... Collected four tackles (3 solo) vs. K.C. (10/17)... Tallied three solo tackles and one pass defended vs. Cle. (11/3)... Notched two tackles at Buf. (11/24) and vs. LAC (12/1)... Recorded one tackle and one sack (4 yds.) vs. Det. (12/22).

COLLEGE: Reed saw action in 50 games (38 starts) for the University of Nevada, totaling 203 tackles (134 solo), 22 sacks (145 yds.), 11 forced fumbles and two fumble recoveries during his collegiate career... Was named first-team All-Mountain West Conference as a senior and junior.

PERSONAL: Reed attended Dothan (Ala.) High School where he has named Super 12 All-Region and team Defensive MVP as a senior after recording 92 tackles, eight sacks, 12 TFLs and 12 quarterback hurries... Lettered three years... Was a member of the National Honor Society and was invited to the National Youth Leadership Forum of Medicine... Malik Reed was born on Aug. 5, 1996 in Dothan, Ala.

REED'S REGULAR SEASON RECORD

Year	Club	G	S	UT	A	TT	S-Yds.	I-Yds.	PD	FF	FR	TD-Int.	TD-FR	S	Pts.
2019	Denver	15	8	15	9	24	2-11	0-0	1	0	1	0	0	0	0
2020	Denver	16	13	32	19	51	8-61.5	0-0	1	1	0	0	0	0	0
CAREER TOTALS		31	21	47	28	75	10-72.5	0-0	2	1	1	0	0	0	0

ADDITIONAL STATISTICS: Special-teams tackles — 2019 (3), 2020 (2) TOTAL (5).

REED'S SINGLE GAME HIGHS

(Postseason in parentheses)

Tackles — 7, vs. New Orleans, 11/29/20 (none). **Sacks** — 2, twice, last vs. Kansas City, 10/25/20 (none). **Sack yards** — 20, at L.A. Chargers, 12/27/20 (none). **Passes Defensed** — 1, twice, last at Pittsburgh, 9/20/20 (none). **Forced Fumbles** — 1, at L.A. Chargers, 12/27/20 (none). **Fumble Recoveries** — 1, at Indianapolis, 10/27/19 (none). **Special-teams tackles** — 1, 5x, last at N.Y. Jets, 10/1/20 (none).

MALIK REED'S CAREER GAME-BY-GAME

(Victories asterisked)

2019 DENVER (7-9)										
TACKLES										
Date	Opponent	P/S	UT	A	TT	S-Yds.	I-Yds.	PD	FF	FR
Sep 9	at Oakland	P	1	0	1	0-0	0-0	0	0	0
Sep 15	vs. Chicago	P	0	0	0	0-0	0-0	0	0	0
Sep 22	at Green Bay	P	0	0	0	0-0	0-0	0	0	0
Sep 29	vs. Jacksonville	P	2	0	2	1-7	0-0	0	0	0
Oct 6	at L.A. Chargers*	S	2	0	2	0-0	0-0	0	0	0
Oct 13	vs. Tennessee*	S	1	1	2	0-0	0-0	0	0	0
Oct 17	vs. Kansas City	S	3	1	4	0-0	0-0	0	0	0
Oct 27	at Indianapolis	S	2	1	3	0-0	0-0	0	0	1
Nov 3	vs. Cleveland*	S	3	0	3	0-0	0-0	1	0	0
Nov 17	at Minnesota	S	0	1	1	0-0	0-0	0	0	0
Nov 24	at Buffalo	S	0	2	2	0-0	0-0	0	0	0
Dec 1	vs. L.A. Chargers*	S	0	2	2	0-0	0-0	0	0	0
Dec 8	at Houston*			INACTIVE						
Dec 15	at Kansas City	P	0	1	1	0-0	0-0	0	0	0
Dec 22	vs. Detroit*	P	1	0	1	1-4	0-0	0	0	0
Dec 29	vs. Oakland*	P	0	0	0	0-0	0-0	0	0	0
Season Totals			15/8	15	9	24	2-11	0-0	1	0
2020 DENVER (5-11)										
TACKLES										
Date	Opponent	P/S	UT	A	TT	S-Yds.	I-Yds.	PD	FF	FR
Sep 14	vs. Tennessee	P	1	1	2	0-0	0-0	0	0	0
Sep 20	at Pittsburgh	P	2	0	2	0-0	0-0	1	0	0
Sep 27	vs. Tampa Bay	P	1	1	2	0-0	0-0	0	0	0
Oct 1	at N.Y. Jets*	S	2	2	4	0-0	0-0	0	0	0
Oct 18	at New England*	S	3	2	5	2-11	0-0	0	0	0
Oct 25	vs. Kansas City	S	4	1	5	2-12	0-0	0	0	0
Nov 1	vs. L.A. Chargers*	S	2	1	3	1-3	0-0	0	0	0
Nov 8	at Atlanta	S	1	0	1	0-0	0-0	0	0	0
Nov 15	at Las Vegas	S	1	2	3	0-0	0-0	0	0	0
Nov 22	vs. Miami*	S	4	2	6	1.5-12.5	0-0	0	0	0
Nov 29	vs. New Orleans	S	5	2	7	0-0	0-0	0	0	0
Dec 6	at Kansas City	S	2	0	2	0-0	0-0	0	0	0
Dec 13	at Carolina*	S	0	2	2	0-0	0-0	0	0	0
Dec 19	vs. Buffalo	S	1	0	1	0-0	0-0	0	0	0
Dec 27	at L.A. Chargers	S	3	2	5	1-20	0-0	0	1	0
Jan 3	vs. Las Vegas	S	0	1	1	0.5-3	0-0	0	0	0
Season Totals			16/13	32	19	51	8-61.5	0-0	1	1



DALTON RISNER

66

GUARD

6-5 • 312 • 3RD YR. • KANSAS STATE

BORN: July 13, 1995, in Branson, Mo.

HIGH SCHOOL: Wiggins (Colo.) High School

ACQUIRED: Draft #2 (41st overall), 2019

NFL YEAR: 3rd • YEAR WITH BRONCOS: 3rd

NFL GAMES PLAYED/STARTED: 32/32



RISNER AT A GLANCE:

- A third-year offensive lineman from Kansas State University who has started all 32 possible games with Denver (2019-20).
- Started all 16 games at left guard for the Broncos in 2020, allowing zero sacks and having no penalties called against him.
- Named to the All-Rookie Team after starting 16 games at left guard as a rookie with Denver in 2019.

- Finished as one of 10 rookies in the NFL to start all 16 games and ranked eighth among the league's rookies with 1,035 snaps played.
- Ended his initial season as the first interior lineman in team history to start all 16 games as a rookie (G Tom Glassic started all 14 games played in 1976).
- Opened all 50 games played (38 at RT; 12 at C) during his five-year collegiate career at Kansas State (2014-18).
- Earned first-team All-Big 12 Conference honors in three consecutive seasons (2016-18), becoming just the fourth offensive lineman in conference history to earn that distinction.
- Selected by the Broncos in the second round (41st overall) of the 2019 NFL Draft.

CAREER TRANSACTIONS: Signed by Denver as a draft choice 7/16/19.



2020: Started all 16 games for the second consecutive year, allowing zero sacks and committing zero penalties.

2019: Selected by Denver in the second round (41st overall) of the 2019 NFL Draft, Risner was named to the PFWA's All-Rookie Team after starting all 16 games at left guard... Finished the season as one of 10 rookies in the NFL to start all 16 games and ranked eighth among the league's rookies with 1,035 snaps played... Became the first interior lineman in team history to start all 16 games as a rookie (G Tom Glassic started all 14 games played in 1976).

COLLEGE: Risner started all 50 games played (38 at RT; 12 at C) during his five-year collegiate career at Kansas State University (2014-18)... Earned a number of on-field recognitions, including first-team All-American and Big-12 Conference as well as the league's Offensive Lineman of the Year as a redshirt senior... Honored for his off-the-field leadership and character by being named a finalist for the Lombardi Award, Jason Witten Collegiate Man of the Year, William V. Campbell Trophy, Wuerffel Trophy and Senior CLASS Award... Opened all 12 games at right tackle in 2017, earning first-team All-Big 12 honors for the second consecutive season... Started all 13 games at right tackle in 2016 and was selected first-team All-Big 12.

PERSONAL: Risner attended Wiggins (Colo.) High School, where he was selected to *The Denver Post's* All-Colorado team as a junior and senior... Also competed in track (shot put) and basketball in high school... Graduated from Kansas State with a communication studies degree... Was named the Broncos 2019 Community Rookie of the Year after volunteering at nearly 20 community events and speaking to students across Colorado about the importance of having a positive attitude, being a good teammate and continuing to positively impact others through love and kindness through his RisnerUp Foundation. Dalton Risner (pronounced RISE-ner) was born on July 13, 1995 in Branson, Mo.

RISNER'S REGULAR SEASON RECORD

Year	Club	G	S
2019	Denver	16	16
2020	Denver	16	16
CAREER TOTALS		32	32

ADDITIONAL STATISTICS: Miscellaneous tackles — 2019 (1), 2020 (2), TOTAL (3).



BRETT RYPIEN

4

QUARTERBACK

6-2 • 202 • 3rd Yr. • BOISE STATE

BORN: July 9, 1996, in Columbia, Mo.

HIGH SCHOOL: Shadle Park High School, Spokane, Wash.

ACQUIRED: College Free Agent, 2019

NFL YEAR: 3rd • **YEAR WITH BRONCOS:** 3rd

NFL GAMES PLAYED/STARTED: 3/1



RYPIEN AT A GLANCE:

- A third-year quarterback who has spent time competing on Denver's active roster and practice squad after joining the team as a college free agent in 2019.
- Appeared in three games (1 start) with the Broncos in 2020, completing 27-of-40 passes (67.5%) for 295 yards with two touchdowns and four interceptions (66.1 rtg.).
- Started 49-of-50 games played at Boise State and led the Broncos to a 37-12 record as their starting quarterback during his collegiate career.
- Was named MWC Offensive Player of the Year and earned his third selection to the All-Mountain West First Team following his senior season.
- Entered the NFL with Denver as a college free agent on May 2, 2019.

CAREER TRANSACTIONS: Signed by Denver as a college free agent 5/2/19; Waived by Denver 8/31/19; Signed by Denver (practice squad) 9/1/19; Signed by Denver (active roster) 11/1/19; Waived by Denver 11/30/19; Signed by Denver (practice squad) 12/2/19; Signed by Denver (active roster) 12/31/19; Waived by Denver 9/5/20; Signed by Denver (practice squad) 9/6/20; Signed by Denver (active roster) 9/25/20.



2020: Rypien appeared in three games (1 start) with the Broncos, completing 27-of-40 passes (67.5%) for 295 yards with two touchdowns and four interceptions (66.1 rtg.)... Made his NFL debut vs. T.B. (9/27), entering the game in relief and completing 8-of-9 passes (88.9%) for 53 yards with one interception (51.6 rtg.)... Made his first career start, led first career fourth quarter comeback, captured first win as a starter and completed 19-of-31 passes (61.3%) for 242 yards with two touchdowns and three interceptions (67.6 rtg.) in a 37-28 victory at NYJ (10/1).

2019: Rypien, who entered the NFL with Denver as a college free agent, spent the first eight weeks of the season on the team's practice squad before being promoted to the active roster on Nov. 1... Did not play in Games 9-11... Spent the final five weeks on Denver's practice squad.

COLLEGE: Rypien started 49-of-50 games played and led the Broncos to a 37-12 record as their starting quarterback... Completed 1,036-of-1,618 passes (64.0%) for 13,581 yards with 90 touchdowns and 29 interceptions (149.3 rtg.) in addition to adding five touchdowns (3 rushing, 2 receiving)... Finished his career as the Mountain West Conference's all-time leader in passing yards (13,581), completions (1,036), and 300-yard passing games (21)... Named MWC Offensive Player of the Year and earned his third selection to the All-Mountain West First Team following his senior season... Ended his final collegiate campaign with personal bests in passing yards (3,705), completions (301), attempts (447), touchdown passes (30) and passer rating (156.0)... Completed 218-of-348 passes (62.6%) for 2,877 yards with 16 touchdowns and six interceptions (143.8 rtg.) during his junior season... Chosen to the MWC First Team for the second time in his career... Led the MWC in passing yards (3,646) and was second in touchdown passes (24) on 394 attempts (61.9% / 155.7 rtg.) as a sophomore... Chosen as the MWC Freshman of the Year and was named first-team all-conference after his freshman season... Started 10-of-11 games in 2015, completing 273-of-429 passes (63.6%) for 3,353 yards with 20 touchdowns and eight interceptions (140.9 rtg.).

PERSONAL: Rypien concluded his high school career at Shadle Park High School in Spokane, Wash., as the state's all-time passing leader with 13,044 yards and 134 touchdowns... Named the Washington State Player of the Year as a high school senior by the *Seattle Times*, the *Tacoma News Tribune* and the *Associated Press*... His uncle, former NFL quarterback Mark Rypien, was named Super Bowl XXVI MVP with Washington... Brett Rypien was born on July 9, 1996 in Spokane, Wash.

RYPIEN'S CAREER GAME-WINNING DRIVES IN 4TH QTR. OR OVERTIME (t)

Date	Opponent	Down/Tied	Won	Game-Winning Play	Time Left	Drive/T.O.P.	Rypien's Drive Stats
10/1/20	at N.Y. Jets	28-27	37-28	McManus 53 FG	3:13	9-40/3:15	2-5-38

RYPIEN'S REGULAR SEASON RECORD

		PASSING											
Year	Club	G	S	Att.	Comp.	Pct.	Yds.	Yds./Att.	TD	% Int.	% LG	Sack/Yds.	Rtg.
2019	Denver	0	0	0	0	0.0	0	—	0	0.0	0	0/0	—
2020	Denver	3	1	40	27	67.5	295	7.4	2	5.0	4	10.0	66.1
CAREER TOTALS		3	1	40	27	67.5	295	7.4	2	5.0	4	10.0	66.1

		RUSHING					SCORING				
Year	Club	Att.	Yds.	Avg.	LG	TD	TD	TDp	TDrt	2pt	Pts.
2019	Denver	0	0	0.0	—	0	0	0	0	0	0
2020	Denver	5	-5	-1.0	-1	0	2	0	2	0	12
CAREER TOTALS		5	-5	-1.0	-1	0	2	0	2	0	12

BRETT RYPIEN'S CAREER GAME-BY-GAME


(Victories asterisked)

2019 DENVER (7-9)		PASSING									RUSHING				
Opponent	P/S	Att.	Comp.	Yds.	Pct.	TD	INT	LG	S/Yds.	Rtg.	Att.	Yds.	Avg.	LG	TD
Games 1-8															
vs. Cleveland*															
at Minnesota															
at Buffalo															
WAIVED BY DENVER NOV. 30 / SIGNED BY DENVER (PRACTICE SQUAD) DEC. 2															
Season Totals	0/0	0	0	0	0	0	0	0	0	0	0	0	0	0	0

DID YOU KNOW?

In 2018, Broncos Owner Pat Bowlen earned his 350th overall win in Week 2 against Oakland to become the fastest owner (581 games) in professional football history to reach 350 wins.

2020 DENVER (5-11)										PASSING					RUSHING				
Opponent	P/S	Att.	Comp.	Yds.	Pct.	TD	INT	LG	S/Yds.	Rtg.	Att.	Yds.	Avg.	LG	TD				
Games 1-2																			
vs. Tampa Bay	P	9	8	53	88.9	0	1	22	1/0	51.6	0	0	—	—	0				
at N.Y. Jets*	S	31	19	242	61.3	2	3	48t	0/0	67.6	5	-5	-1.0	-1	0				
at New England*																			
vs. Kansas City	P	0	0	0	—	0	0	—	0/0	—	0	0	—	—	0				
vs. L.A. Chargers*																			
at Atlanta																			
at Las Vegas																			
vs. Miami*																			
vs. New Orleans																			
at Kansas City																			
at Carolina*																			
vs. Buffalo																			
at L.A. Chargers																			
vs. Las Vegas																			
Season Totals	3/1	40	27	295	67.5	2	4	48t	1/0	66.1	5	-5	-1.0	-1	0				



ERIC SAUBERT

82

TIGHT END

6-5 • 253 • 5TH YR. • DRAKE


BORN: May 9, 1994, in Chicago

HIGH SCHOOL: Hoffman Estates (Ill.) High School

ACQUIRED: Free Agent, 2021

NFL YEAR: 5th • **YEAR WITH BRONCOS:** 1st

NFL GAMES PLAYED/STARTED: 40/5



SAUBERT AT A GLANCE:

- A fifth-year tight end who has played 40 career regular-season games (5 starts) with Atlanta (2017-18), Chicago (2019) and Jacksonville (2020).
- Recorded 10 catches for 85 yards (8.5 avg.) to go along with six special-teams tackles during his first four NFL seasons.
- Appeared in eight games (4 starts) with the Jaguars in 2020, posting three catches for 16 yards (5.3 avg.) and two special-teams stops.
- Saw action in two games with the Bears in 2019, tallying two receptions for 21 yards (10.5 avg.).
- Played 30 games (1 start) with the Falcons (2017-18), registering five catches for 48 yards (9.6 avg.).
- Recorded 41 games played over four seasons (2013-16) at Drake University, garnering 190 catches for 2,253 yards (11.9 avg.) with 21 touchdowns.
- Signed by Denver as a free agent on May 3, 2021.
- Selected by the Falcons in the fifth round (174th overall) of the 2017 NFL Draft.

CAREER TRANSACTIONS: Signed by Atlanta as a draft pick 5/11/17; Traded from Atlanta to New England 8/12/19; Waived by New England 8/31/19; Signed by Oakland (practice squad) 9/2/19; Signed by Chicago (practice squad) 11/30/19; Waived by Chicago 9/16/20; Signed by Jacksonville (practice squad) 9/19/20; Signed by Denver 5/3/21.



2020: Saubert appeared in eight games (4 starts) with Jacksonville... Recorded three catches for 16 yards (5.3 avg.) to go along with two special-teams tackles.

2019: Saubert saw action in two games with Chicago... Posted two catches for 21 yards (10.5 avg.).

2018: Saubert played all 16 games (1 start) with Atlanta... Collected five catches for 48 yards (9.6 avg.) in addition to tallying three special-teams stops.

2017: Saubert, who was drafted by the Falcons in the fifth round (174th overall) of the 2017 NFL Draft, played 14 games and recorded one special-teams tackle.

COLLEGE: Saubert saw action in 41 games over four collegiate seasons (2013-16) at Drake University... Recorded 190 catches for 2,253 yards (11.9 avg.) with 21 touchdowns during his collegiate career... Earned his fourth All-PFL (Pioneer Football League) accolade and was named first-team PFL after posting 56 receptions for 776 yards (13.9 avg.) with 10 scores during his senior season... Finished the 2016 campaign with the 19th most touchdowns in the nation (10) while ranking second among tight ends with 70.5 receiving yards per contest.

PERSONAL: Saubert attended Hoffman Estates (Ill.) High School, where he was a two-year football and basketball letter winner... Selected to the Mid-Suburban League all-conference team and the Daily Herald all-area team as a senior... Earned a spot on the A-Honor Roll as well as the Outstanding Service Award from Hoffman Estates High School... Eric Saubert was born on May 9, 1994 in Chicago.

SAUBERT'S REGULAR SEASON RECORD

Year	Club	G	S	No.	RECEIVING			TD	TD	TDr	SCORING		
					Yds.	Avg.	LG				TDp	TDrt	2pt
2017	Atlanta	14	0	0	0	—	—	0	0	0	0	0	0
2018	Atlanta	16	1	5	48	9.6	17	0	0	0	0	0	0
2019	Chicago	2	0	2	21	10.5	11	0	0	0	0	0	0
2020	Jacksonville	8	4	3	16	5.3	9	0	0	0	0	0	0
CAREER TOTALS		40	5	10	85	8.5	17	0	0	0	0	0	0

ADDITIONAL STATISTICS: Special-teams tackles — 2017 (1), 2018 (3), 2020 (2). Miscellaneous tackles — 2020 (1), TOTAL (1).

ERIC SAUBERT'S CAREER GAME-BY-GAME

(Victories asterisked)

2017 ATLANTA (10-6)			RECEIVING					SCORING	
Date	Opponent	P/S	No.	Yds.	Avg.	LG	TD	2pt.	Pts.
Sep 10	at Chicago*	P	0	0	—	—	0	0	0
Sep 17	vs. Green Bay*	P	0	0	—	—	0	0	0
Sep 24	at Detroit*	P	0	0	—	—	0	0	0
Oct 1	vs. Buffalo	P	0	0	—	—	0	0	0
Oct 15	vs. Miami	P	0	0	—	—	0	0	0
Oct 22	at New England	P	0	0	—	—	0	0	0
Oct 29	at N.Y. Jets*	P	0	0	—	—	0	0	0
Nov 5	at Carolina	P	0	0	—	—	0	0	0
Nov 12	vs. Dallas*	P	0	0	—	—	0	0	0
Nov 20	at Seattle*	P	0	0	—	—	0	0	0
Nov 26	vs. Tampa Bay*	P	0	0	—	—	0	0	0
Dec 3	vs. Minnesota	P	0	0	—	—	0	0	0
Dec 7	vs. New Orleans*				INACTIVE				
Dec 18	at Tampa Bay*	P	0	0	—	—	0	0	0
Dec 24	at New Orleans				INACTIVE				
Dec 31	vs. Carolina*	P	0	0	—	—	0	0	0
Season Totals		14/0	0	0	—	—	0	0	0

2018 ATLANTA (7-9)			RECEIVING					SCORING	
Date	Opponent	P/S	No.	Yds.	Avg.	LG	TD	2pt.	Pts.
Sep 6	at Philadelphia	P	0	0	—	—	0	0	0
Sep 16	vs. Carolina*	P	0	0	—	—	0	0	0
Sep 23	vs. New Orleans	P	0	0	—	—	0	0	0
Sep 30	vs. Cincinnati	P	0	0	—	—	0	0	0
Oct 7	at Pittsburgh	P	1	8	8.0	8	0	0	0
Oct 14	vs. Tampa Bay*	P	0	0	—	—	0	0	0
Oct 22	vs. N.Y. Giants*	P	1	8	8.0	8	0	0	0
Nov 4	at Washington*	P	0	0	—	—	0	0	0
Nov 11	at Cleveland	P	1	17	17.0	17	0	0	0
Nov 18	vs. Dallas	P	0	0	—	—	0	0	0
Nov 22	at New Orleans	P	0	0	—	—	0	0	0
Dec 2	vs. Baltimore	P	0	0	—	—	0	0	0
Dec 9	at Green Bay	P	2	15	7.5	8	0	0	0
Dec 16	vs. Arizona*	S	0	0	—	—	0	0	0
Dec 23	at Carolina*	P	0	0	—	—	0	0	0
Dec 30	at Tampa Bay*	P	0	0	—	—	0	0	0
Season Totals		16/1	5	48	9.6	17	0	0	0

2019 OAK (7-9) / CHI (8-8)			RECEIVING					SCORING	
Date	Opponent	P/S	No.	Yds.	Avg.	LG	TD	2pt.	Pts.
Games 1-11									
PRACTICE SQUAD									
SIGNED TO CHICAGO'S PRACTICE SQUAD ON NOV. 30									
PRACTICE SQUAD									
Games 13-14									
Dec 22	vs. Kansas City	P	1	11	11.0	11	0	0	0
Dec 29	at Minnesota*	P	1	10	10.0	10	0	0	0
Season Totals		2/0	2	21	10.5	11	0	0	0

DID YOU KNOW?

Pro Football Hall of Fame quarterback John Elway started 2,608 drives during his 16-year career with the Broncos from 1983-98 and was replaced just 10 times due to injury (.383%).

2020 CHI (8-8) / JAC (1-15)		RECEIVING							SCORING	
Date	Opponent	P/S	No.	Yds.	Avg.	LG	TD		2pt.	Pts.
Sep 13	at Detroit*									
INACTIVE SIGNED TO JACKSONVILLE'S PRACTICE SQUAD ON SEPT. 19										
Games 2-6										
Oct 25	at L.A. Chargers	P	0	0	—	—	0		0	0
Games 8-9										
Nov 22	vs. Pittsburgh*	S	1	3	3.0	3	0		0	0
Nov 29	vs. Cleveland	S	0	0	—	—	0		0	0
Dec 6	at Minnesota	P	0	0	—	—	0		0	0
Dec 13	vs. Tennessee	P	1	4	4.0	4	0		0	0
Dec 20	at Baltimore	S	0	0	—	—	0		0	0
Dec 27	vs. Chicago	P	0	0	—	—	0		0	0
Jan 3	at Indianapolis	S	1	9	9.0	9	0		0	0
Season Totals		8/4	3	16	5.3	9	0		0	0



AUSTIN SCHLOTTMANN 71

GUARD/CENTER

6-6 • 300 • 3RD YR. • TEXAS CHRISTIAN

BORN: Sept. 18, 1995 in Brenham, Texas

HIGH SCHOOL: Brenham (Texas) High School

ACQUIRED: College Free Agent, 2018

NFL YEAR: 3rd • YEAR WITH BRONCOS: 3rd

NFL GAMES PLAYED/STARTED: 32/6



SCHLOTTMANN AT A GLANCE:

- A third-year offensive lineman who appeared in 32 contests (6 starts at RG) with Denver (2019-20) after spending his entire rookie season in 2018 on the club's practice squad.
- Appeared in 16 games (2 starts at RG) in 2020, allowing just one sack and no penalties.
- Appeared in 16 games (4 starts at RG) for Denver in 2019, allowing a half sack and one penalty.
- Saw action in 51 games (29 starts) at Texas Christian University, earning honorable mention All-Big 12 Conference honors as a senior
- Entered the NFL with the Broncos as a college free agent on May 1, 2018

CAREER TRANSACTIONS: Signed by Denver as a college free agent 5/1/18; Waived by Denver 9/1/18; Signed by Denver (practice squad) 9/2/18; Signed by Denver to a future contract 12/31/18.



2020: Schlottmann appeared in all 16 games with Denver, making two starts at right guard... Allowed just one sack and was called for zero penalties... Made his first start of the season at right guard vs. LAC (11/1)... Started his second consecutive game at RG at Atl. (11/8).

2019: Schlottmann played in all 16 games (4 starts) after making the team out of training camp... Saw action as a reserve offensive lineman in Games 1-12... Made his first career start at right guard at Hou. (12/8)... Opened the final three games of the season at right guard.


2018: Schlottmann, who entered the NFL as a college free agent on May 1, spent his entire rookie season on Denver's practice squad.

COLLEGE: Schlottmann appeared in 51 games (29 starts) at Texas Christian University... Was an honorable mention All-Big-12 Conference selection after opening all 14 games (8 at C; 6 at RG) as a senior... Started 11 games as a junior and was chosen to the Big-12 Second Team despite missing two conference games... Played 13 games (4 starts) as a sophomore, earning starts at center and right guard... Saw action in all 13 games as a true freshman.

PERSONAL: Attended Brenham (Texas) High School, where he was a teammate of Broncos wide receiver Courtland Sutton... Did not allow a sack his senior year... Austin Schlottmann (pronounced SHLOTE-man) was born on Sept. 18, 1995 in Brenham, Texas.

SCHLOTTMANN'S REGULAR SEASON RECORD

Year	Club	G	S
2019	Denver	16	4
2020	Denver	16	2
CAREER TOTALS		32	6



JUSTIN SIMMONS

31

SAFETY



6-2 • 202 • 6TH YR. • BOSTON COLLEGE

BORN: Nov. 19, 1993, in Manassas, Va.

HIGH SCHOOL: Martin County High School, Stuart, Fla.

ACQUIRED: Draft #3 (98th overall), 2016

NFL YEAR: 6th • YEAR WITH BRONCOS: 6th

NFL GAMES PLAYED/STARTED: 74/64

SIMMONS AT A GLANCE:

- A sixth-year player who is just the fifth safety in Broncos' history to be named a Pro Bowler (2020) and an All-Pro (second-team, 2019) while with the team.
- Played 74 games (64 starts) during his first five seasons with Denver (2016-20), posting 373 tackles (279 solo), two sacks (15 yds.), 16 interceptions (276 yds., 1TD), 37 passes defended, one fumble recovery, two blocked field goals, one blocked extra point and 12 special-teams stops.
- Chosen as the Broncos nomination for the Walter Payton NFL Man of the Year Award in 2019 and '20 while becoming the first three-time winner of the Darrent Williams Good Guy Award for (2017, '19-20) as voted on by the team's local media.
- Ranks fifth in Broncos' history among safeties since the AFL/NFL merger with 16 career interceptions.
- Registered the second-most interceptions (16) in team annals by a player through his first five seasons with the team.
- Produced three consecutive 90-tackle, three-interception seasons since 2018—one two NFL players (Jessie Bates, Cin.) to record those totals in the last three years.
- Owns the longest active streak of consecutive snaps played (3,211) among NFL defensive players and is the only defender to appear in 100 percent of his team's defensive snaps since the start of the 2018 season.
- Totaled career highs in interceptions (5) and interception return yards (90) to go along with 96 tackles (77 solo), nine passes defended and one fumble recovery in 2020.
- Became the 13th safety since 1991 to record at least 90 tackles (93), four interceptions and 15 passes defended in a single season in 2019.
- Started all 13 games played during his second NFL season in 2017, totaling 63 tackles (46 solo), one sack (6 yds.), two interceptions (65 yds., TD) and five passes defended.
- Named AFC Special Teams Player of the Week (Week 10, 2016) after blocking an extra point that led to the game-winning defensive two-point conversion at New Orleans (11/3/16).
- Opened 32-of-50 career games at Boston College, posting 229 tackles (165 solo), eight interceptions (50 yds.), 22 passes defended, four forced fumbles, four fumble recoveries and one sack (15 yds.).
- Attended Martin County High School in Stuart, Fla., earning All-Area Defensive Player of the Year honors in addition to being named second-team All-Florida.
- Selected by the Broncos in the third round (98th overall) of the 2016 NFL Draft.

CAREER TRANSACTIONS: Signed by Denver as a draft choice 5/13/16.



2020: Simmons, who started all 16 games for the third consecutive season, set career highs in interceptions (5) and interception return yards (90) to go with 96 tackles (77 solo), nine passes defended and a fumble recovery... Tied for fourth (Quandre Diggs, Sea.; Harrison Smith, Min.) among all defensive backs with five interceptions in 2020... Collected eight tackles (7 solo), two passes defended and an interception (37 yds.) at Pit. (9/20)... Added eight tackles (7 solo) vs. T.B. (9/27)... Collected first career fumble recovery and added eight tackles (all solo) at N.E. (10/18)... Nabbed second interception of the season (46 yds.) and added five tackles (4 solo) and a pass defended vs. LAC (11/1)... Posted third interception of the campaign and added five tackles (4 solo) and two passes defended at Atl. (11/8)... Registered a season-high nine tackles (5 solo) at L.V. (11/15)... Led the team in tackles with seven stops (6 solo), had two passes defended and registered his 15th career interception vs. Mia (11/22)... Tied for the team lead in tackles and had seven defensive stops

SIMMONS AN EVERY-SNAP PLAYER

NFL DEFENDERS, PCT. OF DEFENSIVE SNAPS PLAYED, 2018-2020

Player (Tm.)	Pct. of Team Snaps	Snaps
1. Justin Simmons (Den.)	100.0%	3,211
2. Kevin Byard (Ten.)	99.1%	3,230
3. Jesse Bates (Cin.)	98.9%	3,213
4. Kyle Fuller (Den.)	98.3%	3,128
5. Malcolm Jenkins (N.O. / Phi.)	97.8%	3,077

NFL DEFENDERS, PCT. OF DEFENSIVE SNAPS PLAYED, 2020

Player (Tm.)	Pct. of Team Snaps	Snaps
1. Justin Simmons (Den.)	100.0%	1,085
Anthony Harris (Min.)	100.0%	1,067
Vonn Bell (Cin.)	100.0%	1,057
John Johnson (LAR)	100.0%	1,023
5. Marcus Maye (NYJ)	99.9%	1,136

*- Snap counts according to Sport Radar 360 (inc. plays with penalties)

(all solo) at Car. (12/13)... Posted two passes defended and tallied his 16th career interception vs. L.V. (1/3), surpassing former Bronco Deltha O'Neal for the second-most interceptions by a player through his first five seasons with the team.

2019: Simmons was named second-team All-Pro by the *Associated Press* after posting 93 tackles (65 solo), four interceptions (30 yds.) and 15 passes defended... Tied for second on the team with 93 tackles... Became the 13th safety since 1991 to record at least 90 tackles, four interceptions and 15 passes defended... Was one of five defensive players to play 100 percent (1,049 snaps) of their team's defensive snaps... Totaled nine tackles (8 solo) and two passes defended vs. Chi. (9/15)... Collected seven tackles (4 solo) and two passes defended against Jac. (9/29)... Registered four tackles (2 solo), one interception (17 yds.) and one pass defended at LAC (10/6)... Picked off Marcus Mariota (5 yds.) and added four solo tackles vs. Ten. (10/13)... Tallied eight tackles (7 solo) and two passes defended vs. K.C. (10/17)... Recorded seven tackles (5 solo) and one pass defended at Ind. (10/27)... Collected eight tackles (6 solo) vs. Cle. (11/3)... Notched eight tackles (7 solo), one pass defended and one interception (8 yds.) at Buf. (11/24)... Made six tackles (2 solo) and recorded three passes defended at Hou. (12/8)... Tallied eight tackles (6 solo) and one interception at K.C. (12/15)... Posted four tackles (2 solo) and one pass defended vs. Oak. (12/29).

2018: Simmons started all 16 games and ranked second on the team with 97 tackles (71 solo) to go along with three interceptions and four passes defended... Was one of three players in the NFL to start 100 percent of his team's defensive snaps... Intercepted Russell Wilson in addition to posting four tackles (3 solo) vs. Sea. (9/9)... Led the team with nine tackles (8 solo) vs. Oak. (9/16)... Blocked a field goal and made five solo tackles at Bal. (9/23)... Paced the team with eight tackles (7 solo) vs. K.C. (10/1)... Led the team with seven tackles (4 solo) at NYJ (10/7)... Intercepted Patrick Mahomes in addition to posting five tackles (4 solo) at K.C. (10/28)... Tied for the team lead with 10 tackles (5 solo) and added one pass defended at LAC (11/18)... Blocked one field goal and posted eight tackles (6 solo) vs. Pit. (11/25)... Intercepted Jeff Driskel (8 yds.) in addition to making nine tackles (7 solo) at Cin. (12/2)... Led the team with seven tackles (4 solo) vs. Cle. (12/15).

2017: Simmons opened all 13 games played before suffering a season-ending ankle injury in Week 14... Finished with 63 tackles (46 solo), one sack (6 yds.), two interceptions (65 yds., TD) and five passes defended... Recorded six tackles apiece vs. LAC (9/11) and vs. Dal. (9/17)... Intercepted EJ Manuel to seal Denver's victory vs. Oak (10/1)... Led the team with a career-high 11 tackles (all solo) and posted two passes defended vs. NYG (10/15)... Tallied two solo tackles and a career-high four special-teams stops at Phi. (11/5)... Tied for the team lead with 10 tackles (6 solo) and sacked Tom Brady (6 yds.) vs. N.E. (11/12)... Intercepted Jay Cutler and returned it 65 yards for a touchdown in addition to finishing with five tackles (3 solo) and two special-teams stops at Mia. (12/3).

2016: Selected by the Broncos in the third round (98th overall) of the 2016 NFL Draft, Simmons played 13 games (3 starts) and recorded 24 tackles (20 solo), one sack (9 yds.), two interceptions (83 yds.), four passes defended, one blocked extra point and five special-teams stops... Posted one solo tackle in his NFL debut vs. Car. (9/8)... Blocked an extra point with 1:22 remaining at N.O. (11/13) that was returned for the game-winning defensive two-point conversion... Earned AFC Special Teams Player of the Week recognition for his contributions... Made his first career start and finished with two tackles (1 solo) vs. N.E. (12/18).

COLLEGE: Simmons opened 32-of-50 games at Boston College, racking up 229 tackles (165 solo), eight inter-

SIMMONS AMONG THE GREAT BRONCOS SAFETIES

MOST CAREER INTERCEPTIONS BY A BRONCOS SAFETY, ALL-TIME

Player	Years	INTs
1. Tyrone Braxton	1987-99	34
2. Mike Harden	1980-88	33
3. Dennis Smith	1981-94	30
4. Steve Atwater	1989-98	24
5. Justin Simmons	2016-pres.	16

SIMMONS AN ALL-PRO & PRO BOWL SAFETY

BRONCOS SAFETIES NAMED A PRO BOWLER AND ALL PRO W/ TEAM

Player	Pro Bowls	All-Pro Honors	Years w/ Denver
1. Steve Atwater	8	3	1989-98
2. Dennis Smith	6	1	1981-94
3. Billy Thompson	3	1	1969-81
4. Brian Dawkins	2	1	2009-11
5. Justin Simmons	1	1	2016-pres.

ceptions (50 yds.), 22 passes defended, four forced fumbles, four fumble recoveries and one sack (15 yds.)... Started all 12 games at safety for the nation's top-ranked defense (254.3 ypg.) as a senior... Finished with 67 tackles (49 solo), five interceptions (28 yds.), seven passes defended, two forced fumbles and three fumble recoveries, earning All-Atlantic Coast Conference second-team honors... Opened all 13 games in his junior campaign, starting the first seven contests at safety before moving to cornerback for the final six games... Led the team with 76 tackles (63 solo) and added two interceptions (20 yds.), seven passes defended and one sack (15 yds.)... Saw action in all 13 games as a sophomore, recording 34 tackles (22 solo), three passes defended and one fumble recovery... Appeared in all 12 games as a true-freshman, starting six contests at safety and one at cornerback.

PERSONAL: Simmons attended Martin County High School in Stuart, Fla., where he earned All-Area Defensive Player of the Year honors from *Scripps Treasure Coast Newspapers*... Majored in communications at Boston College... Selected as the Broncos 2019 and '20 Walter Payton Man of the Year... Selected as Pop Warner's 2021 Inspiration to the Youth Award winner... Chosen as a Broncos Community Ambassador Award winner in 2017 after making 16 community visits, highlighted by his work with children from the Boys & Girls Clubs of Metro Denver... Justin Simmons was born on Nov. 19, 1993 in Manassas, Va.

SIMMONS' REGULAR SEASON RECORD

Year	Club	G	S	UT	A	TT	S-Yds.	I-Yds.	PD	FF	FR	TD-Int.	TD-FR	S	Pts.
2016	Denver	13	3	20	4	24	1-9	2-83	4	0	0	0	0	0	0
2017	Denver	13	13	46	17	63	1-6	2-65	5	0	0	1	0	0	6
2018	Denver	16	16	71	26	97	0-0	3-8	4	0	0	0	0	0	0
2019	Denver	16	16	65	28	93	0-0	4-30	15	0	0	0	0	0	0
2020	Denver	16	16	77	19	96	0-0	5-90	9	0	1	0	0	0	0
CAREER TOTALS		74	64	279	94	373	2-15	16-276	37	0	1	1	0	0	6

ADDITIONAL STATISTICS: Special-teams tackles — 2016 (6), 2017 (6), TOTAL (12). Blocked an extra point at N.O., 11/13/16. Blocked a field goal at Bal., 9/23/18. Blocked a field goal vs. Pit., 11/25/18.

SIMMONS' SINGLE-GAME HIGHS

(Postseason in parentheses)

Tackles — 11, vs. New York Giants, 10/15/17 (none). **Sacks** — 1, 2x, last vs. New England, 11/12/17 (none). **Sack yards** — 9, vs. San Diego, 10/30/16 (none). **Interceptions** — 1, 16x, last vs. Las Vegas, 1/3/21 (none). **Interception return yards** — 65t, at Miami, 12/3/17 (none). **Passes Defended** — 3, at Houston, 12/8/19 (none). **Fumble Recoveries** — 1, at New England, 10/18/20 (none). **Special-teams tackles** — 4, at Philadelphia, 11/5/17 (none).

SIMMONS' INTERCEPTIONS BY QUARTERBACK (16)

Quarterback	Interceptions	Quarterback	Interceptions
Patrick Mahomes	2	Marcus Mariota	1
Alex Smith	1	Josh Allen	1
Connor Cook	1	Ben Roethlisberger	1
EJ Manuel	1	Justin Herbert	1
Jay Cutler	1	Matt Ryan	1
Russell Wilson	1	Ryan Fitzpatrick	1
Jeff Driskel	1	Derek Carr	1
Philip Rivers	1		

JUSTIN SIMMONS' CAREER GAME-BY-GAME

(Victories asterisked)

2016 DENVER (9-7)		TACKLES									
Date	Opponent	P/S	UT	A	TT	S-Yds.	I-Yds.	PD	FF	FR	
Sep 8	vs. Carolina*	P	1	0	1	0-0	0-0	0	0	0	
Sep 18	vs. Indianapolis*	P	4	0	4	0-0	0-0	0	0	0	
Sep 25	at Cincinnati*				INACTIVE						
Oct 2	at Tampa Bay*	P	0	0	0	0-0	0-0	0	0	0	
Oct 9	vs. Atlanta				INACTIVE						
Oct 13	at San Diego				INACTIVE						
Oct 24	vs. Houston*	P	1	0	1	0-0	0-0	0	0	0	
Oct 30	vs. San Diego*	P	1	0	1	1-9	0-0	0	0	0	
Nov 6	at Oakland	P	0	1	1	0-0	0-0	0	0	0	
Nov 13	at New Orleans*	P	1	1	2	0-0	0-0	0	0	0	
Nov 27	vs. Kansas City	P	2	0	2	0-0	0-0	1	0	0	
Dec 4	at Jacksonville*	P	2	0	2	0-0	0-0	0	0	0	
Dec 11	at Tennessee	P	2	0	2	0-0	0-0	0	0	0	
Dec 18	vs. New England	S	1	1	2	0-0	0-0	0	0	0	
Dec 25	at Kansas City	S	4	1	5	0-0	1-38	2	0	0	
Jan 1	vs. Oakland*	S	1	0	1	0-0	1-45	1	0	0	
Season Totals		13/3	20	4	24	1-9	2-83	4	0	0	

2017 DENVER (5-11) TACKLES										
Date	Opponent	P/S	UT	A	TT	S-Yds.	I-Yds.	PD	FF	FR
Sep 11	vs. L.A. Chargers*	S	3	3	6	0-0	0-0	0	0	0
Sep 17	vs. Dallas*	S	4	2	6	0-0	0-0	0	0	0
Sep 24	at Buffalo	S	4	1	5	0-0	0-0	0	0	0
Oct 1	vs. Oakland*	S	1	0	1	0-0	1-0	2	0	0
Oct 15	vs. N.Y. Giants	S	11	0	11	0-0	0-0	2	0	0
Oct 22	at L.A. Chargers	S	1	1	2	0-0	0-0	0	0	0
Oct 30	at Kansas City	S	3	2	5	0-0	0-0	0	0	0
Nov 5	at Philadelphia	S	2	0	2	0-0	0-0	0	0	0
Nov 12	vs. New England	S	6	4	10	1-6	0-0	0	0	0
Nov 19	vs. Cincinnati	S	5	0	5	0-0	0-0	0	0	0
Nov 26	at Oakland	S	3	2	5	0-0	0-0	0	0	0
Dec 3	at Miami	S	3	2	5	0-0	1-65	1	0	0
Dec 10	vs. N.Y. Jets*	S	0	0	0	0-0	0-0	0	0	0
PLACED ON INJURED RESERVE ON DEC. 13										
Season Totals			13/13	46	17	63	1-6	2-65	5	0
2018 DENVER (6-10) TACKLES										
Date	Opponent	P/S	UT	A	TT	S-Yds.	I-Yds.	PD	FF	FR
Sep 9	vs. Seattle*	S	3	1	4	0-0	1-0	1	0	0
Sep 16	vs. Oakland*	S	7	2	9	0-0	0-0	0	0	0
Sep 23	at Baltimore	S	5	0	5	0-0	0-0	0	0	0
Oct 1	vs. Kansas City	S	7	1	8	0-0	0-0	0	0	0
Oct 7	at N.Y. Jets	S	4	3	7	0-0	0-0	0	0	0
Oct 14	vs. L.A. Rams	S	3	1	4	0-0	0-0	0	0	0
Oct 18	at Arizona*	S	6	1	7	0-0	0-0	0	0	0
Oct 28	at Kansas City	S	4	1	5	0-0	1-0	1	0	0
Nov 4	vs. Houston	S	1	0	1	0-0	0-0	0	0	0
Nov 18	at L.A. Chargers*	S	5	5	10	0-0	0-0	1	0	0
Nov 25	vs. Pittsburgh*	S	7	2	9	0-0	0-0	0	0	0
Dec 2	at Cincinnati*	S	7	2	9	0-0	1-8	1	0	0
Dec 9	at San Francisco	S	5	1	6	0-0	0-0	0	0	0
Dec 15	vs. Cleveland	S	4	3	7	0-0	0-0	0	0	0
Dec 24	at Oakland	S	2	1	3	0-0	0-0	0	0	0
Dec 30	vs. L.A. Chargers	S	0	3	3	0-0	0-0	0	0	0
Season Totals			16/16	71	26	97	0-0	3-8	4	0
2019 DENVER (7-9) TACKLES										
Date	Opponent	P/S	UT	A	TT	S-Yds.	I-Yds.	PD	FF	FR
Sep 9	at Oakland	S	1	2	3	0-0	0-0	0	0	0
Sep 15	vs. Chicago	S	8	1	9	0-0	0-0	2	0	0
Sep 22	at Green Bay	S	2	1	3	0-0	0-0	0	0	0
Sep 29	vs. Jacksonville	S	4	3	7	0-0	0-0	2	0	0
Oct 6	at L.A. Chargers*	S	2	2	4	0-0	1-17	1	0	0
Oct 13	vs. Tennessee*	S	4	0	4	0-0	1-5	1	0	0
Oct 17	vs. Kansas City	S	7	1	8	0-0	0-0	2	0	0
Oct 27	at Indianapolis	S	5	2	7	0-0	0-0	1	0	0
Nov 3	vs. Cleveland*	S	6	2	8	0-0	0-0	0	0	0
Nov 17	at Minnesota	S	3	1	4	0-0	0-0	0	0	0
Nov 24	at Buffalo	S	7	1	8	0-0	1-8	1	0	0
Dec 1	vs. L.A. Chargers*	S	2	3	5	0-0	0-0	0	0	0
Dec 8	at Houston*	S	2	4	6	0-0	0-0	3	0	0
Dec 15	at Kansas City	S	6	2	8	0-0	1-0	1	0	0
Dec 22	vs. Detroit*	S	4	1	5	0-0	0-0	0	0	0
Dec 29	vs. Oakland*	S	2	2	4	0-0	0-0	1	0	0
Season Totals			16/16	65	28	93	0-0	4-30	15	0
2020 DENVER (5-11) TACKLES										
Date	Opponent	P/S	UT	A	TT	S-Yds.	I-Yds.	PD	FF	FR
Sep 14	vs. Tennessee	S	4	2	6	0-0	0-0	0	0	0
Sep 20	at Pittsburgh	S	7	1	8	0-0	1-37	2	0	0
Sep 27	vs. Tampa Bay	S	7	1	8	0-0	0-0	0	0	0
Oct 1	at N.Y. Jets*	S	5	0	5	0-0	0-0	0	0	0
Oct 18	at New England*	S	8	0	8	0-0	0-0	0	0	1
Oct 25	vs. Kansas City	S	3	1	4	0-0	0-0	0	0	0
Nov 1	vs. L.A. Chargers*	S	4	1	5	0-0	1-46	1	0	0
Nov 8	at Atlanta	S	4	1	5	0-0	1-0	2	0	0
Nov 15	at Las Vegas	S	5	4	9	0-0	0-0	0	0	0
Nov 22	vs. Miami*	S	6	1	7	0-0	1-0	2	0	0
Nov 29	vs. New Orleans	S	2	1	3	0-0	0-0	0	0	0
Dec 6	at Kansas City	S	5	3	8	0-0	0-0	0	0	0
Dec 13	at Carolina*	S	7	0	7	0-0	0-0	0	0	0
Dec 19	vs. Buffalo	S	5	1	6	0-0	0-0	0	0	0
Dec 27	at L.A. Chargers	S	3	1	4	0-0	0-0	0	0	0
Jan 3	vs. Las Vegas	S	2	1	3	0-0	1-7	2	0	0
Season Totals			16/16	77	19	96	0-0	5-90	9	1



DEYON SIZER

94

DEFENSIVE TACKLE

6-4 • 280 • 2ND YR. • COLORADO STATE-PUEBLO

BORN: Aug. 16, 1996, in Aurora, Colo.

HIGH SCHOOL: Eaglecrest High School, Centennial, Colo.

ACQUIRED: College Free Agent, 2019

NFL YEAR: 2nd • YEAR WITH BRONCOS: 2nd

NFL GAMES PLAYED/STARTED: 1/0



SIZER AT A GLANCE:

- A second-year defensive tackle who spent the 2020 season competing on Denver's practice squad after appearing in one regular-season game with the Broncos in 2019.
- Earned 2019 mini camp invitations from the Browns and Broncos following his final collegiate campaign.
- Appeared in 41 games (25 starts) at Colorado State-Pueblo (2014-18), totaling 138 tackles (58 solo), 10 sacks (64 yds.), one pass breakup, one fumble recovery and two blocked kicks.
- Entered the NFL with Denver as a college free agent on May 13, 2019.

CAREER TRANSACTIONS: Signed by Denver as a college free agent 5/13/19; Waived by Denver 7/26/19; Signed by Denver 8/4/19; Waived by Denver 8/31/19; Signed by Denver (practice squad) 9/1/19; Waived by Denver 4/27/20; Signed by Denver (practice squad) 9/24/20; Signed by Denver 1/4/21.



2020: Sizer competed on Denver's practice squad after being signed on Sept. 24.

2019: Sizer, who entered the NFL as a college free agent with Denver on May 13, appeared in one contest after spending the majority of the season on the club's practice squad... Accumulated one assisted tackle in his NFL debut at K.C. (12/15).

COLLEGE: Sizer started 25-of-41 games played at Colorado State-Pueblo, amassing 138 tackles (58 solo), 10 sacks (64 yds.) one pass breakup, one fumble recovery and two blocked kicks... Earned All-RMAC first-team defense and All-NFFCC first-team defense honors after collecting 56 tackles (19 solo), 5.5 sacks (34 yds.) and one pass breakup during his senior season... Totaled a career-best 59 tackles (30 solo), one sack (5 yds.) and one fumble recovery during his junior season in 2017.

PERSONAL: Sizer attended Eaglecrest High School in Centennial, Colo., where he earned All-Centennial League honors during his tenure... Competed in track & field in addition to football... Deyon Sizer was born on Aug. 16, 1996, in Aurora, Colo.

SIZER'S REGULAR SEASON RECORD

Year	Club	G	S	UT	A	TT	S-Yds.	I-Yds.	PD	FF	FR	TD-Int.	TD-FR	S	Pts.
2019	Denver	1	0	0	1	1	0-0	0-0	0	0	0	0	0	0	0
CAREER TOTALS		1	0	0	1	1	0-0	0-0	0	0	0	0	0	0	0

DEYON SIZER'S CAREER GAME-BY-GAME

(Victories asterisked)

2019 DENVER (7-9)		TACKLES									
Date	Opponent	P/S	UT	A	TT	S-Yds.	I-Yds.	PD	FF	FR	
Games 1-13											
Dec 15	at Kansas City	P	0	1	1	0-0	0-0	0	0	0	
Dec 22	vs. Detroit*			1	1						
Dec 29	vs. Oakland*										
Season Totals			1/0	0	1	1	0-0	0-0	0	0	0

DID YOU KNOW?

Running back Terrell Davis, who was elected to the Pro Football Hall of Fame Class of 2017, rushed for at least 1,000 yards in each of his first four seasons, including the 1998 campaign in which he totaled the fourth-most rushing yards (2,008) in a season in NFL history to earn league MVP honors. That year, he also set a Broncos record with 21 rushing scores.



DIONTAE SPENCER

11

WIDE RECEIVER

5-8 • 170 • 3RD Yr. • McNEESE STATE

BORN: March 19, 1992, in New Iberia, La.

HIGH SCHOOL: Westgate High School, New Iberia, La.

ACQUIRED: Waivers (Pit.), 2019

NFL YEAR: 3rd • **YEAR WITH BRONCOS:** 3rd

NFL GAMES PLAYED/STARTED: 27/2



SPENCER AT A GLANCE:

- A third-year wide receiver who appeared in 27 games (2 starts) with Denver after spending four seasons in the Canadian Football League with the Toronto Argonauts (2015-16) and the Ottawa Redblacks (2017-18).
- Totaled nine receptions for 57 yards (6.3 avg.) and six carries for 25 yards (4.2 avg.) to go with 30 kickoff returns for 717 yards (23.9 avg.) and 42 punt returns for 461 yards (11.0 avg.) and a touchdown during his first two NFL seasons.
- Posted 16 punt returns for 253 yards (15.8 avg., 1 TD) and 15 kickoff returns for 281 yards (18.7 avg.) in 11 games played with Denver in 2020.
- Returned 26 punts for 208 yards (8.0 avg.) and 15 kickoffs for 436 yards (29.1 avg.) in addition to catching six passes for 31 yards (5.2 avg.) in 2019.
- Appeared in 57 Canadian Football League games with Toronto and Ottawa, where he recorded 259 receptions for 3,137 yards (12.1 avg.) with 19 touchdowns and 191 punt returns for 2,162 yards with two touchdowns.
- Played collegiately at McNeese State University from 2010-14, catching 101 passes for 1,496 yards (14.8 avg.) with 11 touchdowns during his career.
- Claimed by Denver off waivers from Pittsburgh on Sep. 1, 2019.
- Entered the NFL as a college free agent with the St. Louis Rams on May 27, 2014.

CAREER TRANSACTIONS: Signed by St. Louis as a college free agent 5/27/14; Waived by St. Louis 7/22/14; Signed by Pittsburgh 1/4/19; Waived by Pittsburgh 8/31/19; Claimed off waivers by Denver 9/1/19; Re-signed by Denver 4/14/20.



2020: Spencer posted 16 punt returns for 253 yards (15.8 avg., 1 TD) and 15 kickoff returns for 281 yards (18.7 avg.) in 11 games played with Denver... Collected his first reception of the season (7 yds.) at T.B. (9/27)... Tallied two punt returns for 51 yards (25.5 avg.) at the N.Y. Jets (10/1)... Recorded three kickoff returns for 57 yards (19.0 avg.), including a season-long 28-yard return at LV (11/15)... Went 83 yards and collected his first career NFL punt return touchdown (tied for the seventh-longest in franchise history) at Car. (12/13)... Notched five kickoff returns for 111 yards (22.2 avg.) at LAC (12/27).

2019: Spencer played in all 16 games (2 starts), returning 26 punts for 208 yards (8.0 avg.) and 15 kickoffs for 436 yards (29.1 avg.) in addition to catching six passes for 31 yards (5.2 avg.)... Claimed off waivers (Pit.) by Denver on Sep. 1... Made his NFL debut at Oak. (9/9)... Returned three punts for 48 yards (16.0 avg.) vs. Ten. (10/13)... Recorded two receptions for 18 yards (9.0 avg.), five yards on one rush attempt, three punt returns for 22 yards (7.3 avg.) and two kick returns for 39 yards (19.5 avg.) at Ind. (10/27)... Made one catch and returned two kicks for 50 yards (25.0 avg.) in his first career start at Buf. (11/24)... Returned two kicks for 50 yards (25.0 avg.) at K.C. (12/15)... Totaled two punt returns for 22 yards (11.0 avg.) and one kick return for 47 yards vs. Det. (12/22)... Nabbed two punt returns for 42 yards (21.0 yds) vs. Oak. (12/29).

CANADIAN FOOTBALL LEAGUE: Spencer played in 57 games with the Toronto Argonauts (2015-16) and the Ottawa Redblacks (2017-18) of the Canadian Football League... Tallied 259 receptions for 3,137 yards (12.1 avg.) with 19 touchdowns and 191 punt returns for 2,162 yards with two touchdowns... Recorded 107 receptions for 1,208 yards (11.3 avg.) and seven carries for 76 yards (10.9 avg.) with Toronto (2015-16)... Added 939 yards (348 punt return; 555 kickoff return) on 66 touches with the Argonauts... Totaled 152 receptions for 1,929 yards (12.7 avg.) and seven carries for 31 yards (4.4 avg.) with Ottawa (2017-18)... Added 3,200 yards on special teams (1,778 punt return; 1,422 kickoff return) on 215 touches.

2014: Spencer, who entered the NFL as a college free agent with the St. Louis Rams on May 27, was waived on July 22.

COLLEGE: Spencer appeared in 44 games at McNeese State University, recording 101 receptions for 1,496 yards (14.8 avg.) with 11 touchdowns... Added 64 carries for 444 yards (6.9 avg.) with four touchdowns...

Tallied nine punt returns for 106 yards (11.8 avg.) and 41 kickoff returns for 1,117 yards (27.2 avg.).

PERSONAL: Spencer attended Westgate High School in New Iberia, La., where he played both wide receiver and quarterback... Was recognized with all-state, all-district and II-Acadiana honors... Passed for 906 yards with seven touchdowns and rushed for 987 yards with 18 touchdowns as a senior quarterback... Totaled 47 receptions for 648 yards at wide receiver his junior year... Also lettered in baseball and basketball... Diontae Spencer was born on March 19, 1992 in New Iberia, La.

SPENCER'S REGULAR SEASON RECORD

Year	Club	G	S	No.	RECEIVING				No.	PUNT RETURNS				No.	KICKOFF RETURNS			
					Yds.	Avg.	LG	TD		Yds.	Avg.	LG	TD		Yds.	Avg.	LG	TD
2019	Denver	16	2	6	31	5.2	20	0	26	208	8.0	42	0	15	436	29.1	60	0
2020	Denver	11	0	3	26	8.7	10	0	16	253	15.8	83t	1	15	281	18.7	28	0
CAREER TOTALS		27	2	9	57	6.3	20	0	42	461	11.0	83t	1	30	717	23.9	60	0

ADDITIONAL STATISTICS: Rushes — 2019 (3 for 6 yds, 2.0 avg., 9 LG), 2020 (3 for 19, 6.3 avg., 9 LG), TOTAL (6 for 25 yds, 4.2 avg., 9 LG). Special-teams FR — 2020 (1), TOTAL (1).

DIONTAE SPENCER'S CAREER GAME-BY-GAME


(Victories asterisked)

2019 DENVER (7-9)			RECEIVING						PUNT RETURNS				SCORING		
Date	Opponent	P/S	No.	Yds.	Avg.	LG	TD	No.	Yds.	Avg.	LG	TD	2pt.	Pts.	
Sep 9	at Oakland	P	0	0	—	—	0	0	0	—	—	0	0	0	
Sep 15	vs. Chicago	P	0	0	—	—	0	4	35	8.8	17	0	0	0	
Sep 22	at Green Bay	P	0	0	—	—	0	1	3	3.0	3	0	0	0	
Sep 29	vs. Jacksonville	P	1	8	8.0	8	0	1	10	10.0	10	0	0	0	
Oct 6	at L.A. Chargers*	P	0	0	—	—	0	4	22	5.5	12	0	0	0	
Oct 13	vs. Tennessee*	P	0	0	—	—	0	3	48	16.0	42	0	0	0	
Oct 17	vs. Kansas City	P	1	5	5.0	5	0	4	12	3.0	6	0	0	0	
Oct 27	at Indianapolis	P	2	18	9.0	20	0	3	22	7.3	14	0	0	0	
Nov 3	vs. Cleveland*	P	1	0	0.0	0	0	1	20	20.0	20	0	0	0	
Nov 17	at Minnesota	P	0	0	—	—	0	0	0	—	—	0	0	0	
Nov 24	at Buffalo	S	1	0	0	0	0	0	0	—	—	0	0	0	
Dec 1	vs. L.A. Chargers*	P	0	0	—	—	0	0	0	—	—	0	0	0	
Dec 8	at Houston*	P	0	0	—	—	0	1	2	2.0	2	0	0	0	
Dec 15	at Kansas City	P	0	0	—	—	0	1	8	8.0	8	0	0	0	
Dec 22	vs. Detroit*	P	0	0	—	—	0	2	22	11.0	14	0	0	0	
Dec 29	vs. Oakland*	S	0	0	—	—	0	1	4	4.0	4	0	0	0	
Season Totals			16/2	6	31	5.2	20	0	26	208	8.0	42	0	0	0

2020 DENVER (5-11)			RECEIVING						PUNT RETURNS				SCORING		
Date	Opponent	P/S	No.	Yds.	Avg.	LG	TD	No.	Yds.	Avg.	LG	TD	2pt.	Pts.	
Sep 14	vs. Tennessee	P	0	0	—	—	0	2	16	8.0	9	0	0	0	
Sep 20	at Pittsburgh	P	0	0	—	—	0	2	15	7.5	9	0	0	0	
Sep 27	vs. Tampa Bay	P	1	7	7.0	7	0	0	0	—	—	0	0	0	
Oct 1	at N.Y. Jets*	P	0	0	—	—	0	2	51	25.5	41	0	0	0	
Oct 18	at New England*	P	0	0	—	—	0	0	0	—	—	0	0	0	
Oct 25	vs. Kansas City							INACTIVE							
Nov 1	vs. L.A. Chargers*							INACTIVE							
Nov 8	at Atlanta							INACTIVE							
Nov 15	at Las Vegas	P	0	0	—	—	0	0	0	—	—	0	0	0	
Nov 22	vs. Miami*	P	0	0	—	—	0	3	10	3.3	9	0	0	0	
Nov 29	vs. New Orleans							RESERVE/COVID-19							
Dec 6	at Kansas City							RESERVE/COVID-19							
Dec 13	at Carolina*	P	0	0	—	—	0	1	83	83.0	83t	1	0	6	
Dec 19	vs. Buffalo	P	0	0	—	—	0	1	0	—	—	0	0	0	
Dec 27	at L.A. Chargers	P	1	10	10.0	10	0	3	46	15.3	21	0	0	0	
Jan 3	vs. Las Vegas	P	1	9	9.0	9	0	2	32	16.0	19	0	0	0	
Season Totals			11/0	3	26	8.7	10	0	16	253	15.8	83t	1	0	6

BRONCOS IN THE AMERICAN BOWL

The Broncos have participated in the American Bowl seven times in their history and own a 3-4 record in those preseason contests. Denver played in the American Bowl in 1987 (London, England), 1990 (Tokyo, Japan), 1992 (Berlin, Germany), 1994 (Barcelona, Spain), 1995 (Tokyo, Japan), 1997 (Mexico City, Mexico) and 1999 (Sydney, Australia).



SHAMAR STEPHEN

99

DEFENSIVE LINE

6-5 • 309 • 8TH YR. • CONNECTICUT

BORN: Feb. 25, 1991, in Brookville N.Y.

HIGH SCHOOL: Long Island (N.Y.) Lutheran High School

ACQUIRED: Free Agent, 2021

NFL YEAR: 8th • YEAR WITH BRONCOS: 1st

NFL GAMES PLAYED/STARTED: 98/65 • POSTSEASON GP/GS: 4/3



STEPHEN AT A GLANCE:

- An eighth-year defensive lineman who has appeared in 98 games (65 starts) and four post-season contests (3 starts) for Minnesota (2014-17, '19-20) and Seattle (2018).
- Totaled 173 tackles (87 solo), 4.5 sacks (37.5 yds.), three passes defended, one forced fumble and three fumble recoveries during his first eight NFL seasons.
- Recorded six tackles (5 solo) in three postseason contests with the Vikings (2017, '19) and Seahawks (2018).
- Started all 16 games with Minnesota in 2020, tallying 34 tackles (20 solo) and 0.5 sacks (4.5 yds.) while logging the second-most defensive snaps (663) among the team's defensive linemen.
- Opened all 15 games played in 2019, finishing with 21 tackles (15 solo), one sack (7 yds.), a career-high three passes defended, one forced fumble and one fumble recovery.
- Appeared in 15 games (14 starts) in his lone season with Seattle in 2018, compiling 25 tackles (11 solo) and a career-high two sacks (17 yds.).
- Logged 28 tackles (9 solo) and one sack (9 yds.) with the Vikings in 2017.
- Registered a career-high 39 tackles (17 solo) and one fumble recovery in 2016 with Minnesota.
- Started 30-of-46 games during his collegiate career at the University of Connecticut (2010-13), posting 130 tackles (55 solo), five sacks (28 yds.), six passes defended and one blocked kick.
- Named UConn's Most Valuable Player and was selected to the second-team All-American Athletic Conference following his senior season in 2013.
- Signed by the Broncos as a free agent on April 7, 2021.
- Selected by the Vikings in the seventh round (220th overall) of the 2014 NFL Draft.

CAREER TRANSACTIONS: Signed by Minnesota as a draft choice 5/20/14; Signed by Seattle 3/16/18; Signed by Minnesota 3/13/19; Signed by Denver 4/8/21.



2020: Stephen started all 16 games with Minnesota in 2020, posting 34 tackles (20 solo) and 0.5 sacks (4.5 yds.)... Opened all 16 games for the second time in his career... Logged the second-most defensive snaps (663) among the team's defensive linemen... Collected one half sack (4.5 yds.) vs. Det. (11/8)... Posted a season-high three tackles on six occasions.

2019: Stephen opened all 15 regular-season games played in 2019, finishing with 21 tackles (15 solo), one sack (7 yds.), a career-high three passes defended, one forced fumble and one fumble recovery... Added four tackles (3 solo) in the Viking's two playoff contests... Nabbed one sack (7 yds.) and posted three solo tackles at Chicago (9/29)... Recorded his first career pass defended at Det. (10/20)... Posted first fumble recovery of the season (third of his career) vs. Was. (10/24)... Had one pass defended vs. Det. (12/8)... Registered first career forced fumble and added one pass defended at LAC (12/15)... Talled two tackles (1 solo) in Minnesota's Wild Card Game victory at New Orleans (1/5)... Totaled two solo tackles in the Viking's playoff game at San Francisco (1/11).

2018: Stephen appeared in 15 regular-season games (14 starts) in his lone season with Seattle in 2018... Totaled 25 tackles (11 solo) and a career high two sacks (17 yds.)... Recorded first sack of the season (6 yds.) at Oak. (10/14)... Posted a quarterback takedown in his second consecutive game and had one sack (11 yds.) at Det. (11 yds.)... Talled a season-high four tackles (2 solo) vs. LAC (11/4)... Tied season high with four defensive stops (1 solo) at Carolina (11/15)... Garnered two solo tackles in the Seahawks' Wild Card Game at Dal. (1/5).

2017: Stephen saw action in 15 games (1 start), recording 28 tackles (9 solo) and one sack (9 yds.)... Notched a season-high four tackles in the season opener vs. N.O. (9/11)... Nabbed one sack (9 yds.) and added three tackles (1 solo) vs. T.B. (9/24)... Tied season high with four tackles (1 solo) at Car. (12/10).

2016: Stephen started all 16 games for the Vikings in 2016, finishing the with a career-high 39 tackles (17 solo) and one fumble recovery... Recorded his second career fumble recovery and added three tackles (1 solo) vs. G.B. (9/18)... Talled six tackles (2 solo) vs. Det. (11/6)... Posted five defensive stops (2 solo) at Was. (11/13)... Collected a career-high seven tackles (2 solo) in the season finale vs. Chi. (1/1).

2015: Stephen saw action in five games before being placed on injured reserve on Oct. 20... Totaled three tackles (2 solo) and one forced fumble... Notched his first career forced fumble vs. Det. (9/20)... Had two tackles (1 solo) vs. S.D. (9/27).

2014: Selected by the Vikings in the seventh round (220th overall) of the 2014 NFL Draft, Stephen played all 16 games (3 starts) as a rookie, totaling 23 tackles (13 solo)... Recorded a solo tackle in his NFL debut at the St. Louis Rams (9/7)... Posted a season-high four tackles (2 solo) vs. Car. (11/30).

COLLEGE: Stephen started 30-of-46 games—including the final 22 contests—during his collegiate career at the University of Connecticut from 2010-13... Registered 130 tackles (55 solo), five sacks (28 yds.), six passes defended and one blocked kick during his collegiate career... Named UConn's Most Valuable Player and was selected to the second-team All-American Athletic Conference following his senior season in 2013.

PERSONAL: Stephen was a two-sport standout at Long Island (N.Y.) Lutheran High School, playing football and basketball... Earned All-American Lutheran Team honors after guiding the football team to a 7-2 record as a senior... Finished his final prep year with 57 tackles, 12 sacks and two blocked kicks... Played one season of high school basketball with Philadelphia 76ers forward Tobias Harris... Shamar Stephen was born on Feb. 25, 1991, in Brookville, N.Y.

STEPHEN'S REGULAR SEASON RECORD

Year	Club	G	S	UT	A	TT	S-Yds.	I-Yds.	PD	FF	FR	TD-Int.	TD-FR	S	Pts.
2014	Minnesota	16	3	13	10	23	0-0	0-0	0	0	0	0	0	0	0
2015	Minnesota	5	0	2	1	3	0-0	0-0	0	0	1	0	0	0	0
2016	Minnesota	16	16	17	22	39	0-0	0-0	0	0	1	0	0	0	0
2017	Minnesota	15	1	9	19	28	1-9	0-0	0	0	0	0	0	0	0
2018	Seattle	15	14	11	14	25	2-17	0-0	0	0	0	0	0	0	0
2019	Minnesota	15	15	15	6	21	1-7	0-0	3	1	1	0	0	0	0
2020	Minnesota	16	16	20	14	34	0.5-4.5	0-0	0	0	0	0	0	0	0
CAREER TOTALS		98	65	87	86	173	4.5-37.5	0-0	3	1	3	0	0	0	0

STEPHEN'S POSTSEASON RECORD

Year	Club	G	S	UT	A	TT	S-Yds.	I-Yds.	PD	FF	FR	TD-Int.	TD-FR	S	Pts.
2017	Minnesota	1	0	0	0	0	0-0	0-0	0	0	0	0	0	0	0
2018	Seattle	1	1	2	0	2	0-0	0-0	0	0	0	0	0	0	0
2019	Minnesota	2	2	3	1	4	0-0	0-0	0	0	0	0	0	0	0
CAREER TOTALS		4	3	5	1	6	0-0	0-0	0	0	0	0	0	0	0

STEPHEN'S SINGLE GAME HIGHS

(Postseason in parentheses)

Tackles — 7, vs. Chicago, 1/1/17 (2, 3x, last at San Francisco, 1/11/20). **Sacks** — 1, 4x, last at Chicago, 9/29/19 (none). **Sack yards** — 11, at Detroit, 10/28/18 (none). **Passes Defended** — 1, 3x, last at L.A. Chargers, 12/15/19 (none). **Forced Fumbles** — 1, at L.A. Chargers, 12/15/19 (none). **Fumble Recoveries** — 1, 3x, last vs. Washington, 10/24/19 (none).

SHAMAR STEPHEN'S CAREER GAME-BY-GAME

(Victories asterisked)

2014 MINNESOTA (7-9)			TACKLES							
Date	Opponent	P/S	UT	A	TT	S-Yds.	I-Yds.	PD	FF	FR
Sep 7	at St. Louis*	P	1	0	1	0-0	0-0	0	0	0
Sep 14	vs. New England	P	2	1	3	0-0	0-0	0	0	0
Sep 21	at New Orleans	P	0	0	0	0-0	0-0	0	0	0
Sep 28	vs. Atlanta*	P	0	1	1	0-0	0-0	0	0	0
Oct 2	at Green Bay	P	1	0	1	0-0	0-0	0	0	0
Oct 12	vs. Detroit	P	2	0	2	0-0	0-0	0	0	0
Oct 19	at Buffalo	P	0	1	1	0-0	0-0	0	0	0
Oct 26	at Tampa Bay*	P	2	0	2	0-0	0-0	0	0	0
Nov 2	vs. Washington*	P	0	0	0	0-0	0-0	0	0	0
Nov 16	at Chicago	P	1	0	1	0-0	0-0	0	0	0
Nov 23	vs. Green Bay	S	1	0	1	0-0	0-0	0	0	0
Nov 30	vs. Carolina*	S	2	2	4	0-0	0-0	0	0	0
Dec 7	vs. N.Y. Jets*	S	0	3	3	0-0	0-0	0	0	0
Dec 14	at Detroit	P	0	0	0	0-0	0-0	0	0	0
Dec 21	at Miami	P	0	0	0	0-0	0-0	0	0	0
Dec 28	vs. Chicago*	P	1	2	3	0-0	0-0	0	0	0
Season Totals		16/3	13	10	23	0-0	0-0	0	0	0

2015 MINNESOTA (11-5)			TACKLES							
Date	Opponent	P/S	UT	A	TT	S-Yds.	I-Yds.	PD	FF	FR
Sep 14	at San Francisco	P	0	0	0	0-0	0-0	0	0	0
Sep 20	vs. Detroit*	P	0	0	0	0-0	0-0	0	0	1
Sep 27	vs. San Diego*	P	1	1	2	0-0	0-0	0	0	0
Oct 4	at Denver	P	1	0	1	0-0	0-0	0	0	0
Oct 18	vs. Kansas City*	P	0	0	0	0-0	0-0	0	0	0
PLACED ON INJURED RESERVE (KNEE) ON OCT. 20										
Season Totals		5/0	2	1	3	0-0	0-0	0	0	1

2016 MINNESOTA (8-8)			TACKLES								
Date	Opponent	P/S	UT	A	TT	S-Yds.	I-Yds.	PD	FF	FR	
Sep 11	at Tennessee*	S	0	0	0	0-0	0-0	0	0	0	
Sep 18	vs. Green Bay*	S	1	2	3	0-0	0-0	0	0	1	
Sep 25	at Carolina*	S	0	1	1	0-0	0-0	0	0	0	
Oct 3	vs. N.Y. Giants*	S	0	1	1	0-0	0-0	0	0	0	
Oct 9	vs. Houston*	S	2	0	2	0-0	0-0	0	0	0	
Oct 23	at Philadelphia	S	1	0	1	0-0	0-0	0	0	0	
Oct 31	at Chicago	S	1	1	2	0-0	0-0	0	0	0	
Nov 6	vs. Detroit	S	2	4	6	0-0	0-0	0	0	0	
Nov 13	at Washington	S	2	3	5	0-0	0-0	0	0	0	
Nov 20	vs. Arizona*	S	1	1	2	0-0	0-0	0	0	0	
Nov 24	at Detroit	S	1	0	1	0-0	0-0	0	0	0	
Dec 1	vs. Dallas	S	0	2	2	0-0	0-0	0	0	0	
Dec 11	at Jacksonville*	S	2	0	2	0-0	0-0	0	0	0	
Dec 18	vs. Indianapolis	S	2	2	4	0-0	0-0	0	0	0	
Dec 24	at Green Bay	S	0	0	0	0-0	0-0	0	0	0	
Jan 1	vs. Chicago*	S	2	5	7	0-0	0-0	0	0	0	
Season Totals			16/16	17	22	39	0-0	0-0	0	0	1

2017 MINNESOTA (13-3)			TACKLES								
Date	Opponent	P/S	UT	A	TT	S-Yds.	I-Yds.	PD	FF	FR	
Sep 11	vs. New Orleans*	P	0	4	4	0-0	0-0	0	0	0	
Sep 17	at Pittsburgh	P	1	2	3	0-0	0-0	0	0	0	
Sep 24	vs. Tampa Bay*	P	1	2	3	1-9	0-0	0	0	0	
Oct 1	vs. Detroit	P	0	1	1	0-0	0-0	0	0	0	
Oct 9	at Chicago*	P	0	0	0	0-0	0-0	0	0	0	
Oct 15	vs. Green Bay*	P	0	2	2	0-0	0-0	0	0	0	
Oct 22	vs. Baltimore*	P	1	2	3	0-0	0-0	0	0	0	
Oct 29	at Cleveland*	P	1	0	1	0-0	0-0	0	0	0	
Nov 12	at Washington*	S	0	0	0	0-0	0-0	0	0	0	
Nov 19	vs. L.A. Rams*	P	1	1	2	0-0	0-0	0	0	0	
Nov 23	at Detroit*	P	0	0	0	0-0	0-0	0	0	0	
Dec 3	at Atlanta*	P	2	0	2	0-0	0-0	0	0	0	
Dec 10	at Carolina	P	1	3	4	0-0	0-0	0	0	0	
Dec 17	vs. Cincinnati*	P	0	2	2	0-0	0-0	0	0	0	
Dec 23	at Green Bay*	P	1	0	1	0-0	0-0	0	0	0	
Dec 31	vs. Chicago*	INACTIVE									
Season Totals			15/1	9	19	28	1-9	0-0	0	0	0
Jan 14	vs. New Orleans*†	P	0	0	0	0-0	0-0	0	0	0	
Jan 21	at Philadelphia#	INACTIVE									
Postseason Totals			1/0	0	0	0	0-0	0-0	0	0	0

†NFC Divisional Playoff Game; #NFC Championship Game

2018 SEATTLE (10-6)			TACKLES								
Date	Opponent	P/S	UT	A	TT	S-Yds.	I-Yds.	PD	FF	FR	
Sep 9	at Denver	P	1	0	1	0-0	0-0	0	0	0	
Sep 17	at Chicago	S	1	1	2	0-0	0-0	0	0	0	
Sep 23	vs. Dallas*	S	1	2	3	0-0	0-0	0	0	0	
Sep 30	at Arizona*	S	0	0	0	0-0	0-0	0	0	0	
Oct 7	vs. L.A. Rams	S	1	1	2	0-0	0-0	0	0	0	
Oct 14	at Oakland*	S	1	0	1	1-6	0-0	0	0	0	
Oct 28	at Detroit*	S	1	1	2	1-11	0-0	0	0	0	
Nov 4	vs. L.A. Chargers	S	2	2	4	0-0	0-0	0	0	0	
Nov 11	at L.A. Rams	S	0	0	0	0-0	0-0	0	0	0	
Nov 15	vs. Green Bay*	S	0	1	1	0-0	0-0	0	0	0	
Nov 25	at Carolina*	S	1	3	4	0-0	0-0	0	0	0	
Dec 2	vs. San Francisco*	INACTIVE									
Dec 10	vs. Minnesota*	S	2	0	2	0-0	0-0	0	0	0	
Dec 16	at San Francisco	S	0	0	0	0-0	0-0	0	0	0	
Dec 23	vs. Kansas City*	S	0	2	2	0-0	0-0	0	0	0	
Dec 30	vs. Arizona*	S	0	1	1	0-0	0-0	0	0	0	
Season Totals			15/14	11	14	25	2-17	0-0	0	0	0
Jan 5	at Dallas\$	S	2	0	2	0-0	0-0	0	0	0	
Postseason Totals			1/1	2	0	2	0-0	0-0	0	0	0

\$NFC Wild Card Game

2019 MINNESOTA (10-6)

TACKLES

Date	Opponent	P/S	UT	A	TT	S-Yds.	I-Yds.	PD	FF	FR
Sep 8	vs. Atlanta*	S	2	0	2	0-0	0-0	0	0	0
Sep 15	at Green Bay	S	0	0	0	0-0	0-0	0	0	0
Sep 22	vs. Oakland*	S	1	1	2	0-0	0-0	0	0	0
Sep 29	at Chicago	S	3	0	3	1-7	0-0	0	0	0
Oct 6	at N.Y. Giants*	S	2	1	3	0-0	0-0	0	0	0
Oct 13	vs. Philadelphia*	S	3	0	3	0-0	0-0	0	0	0
Oct 20	at Detroit*	S	0	1	1	0-0	0-0	1	0	0
Oct 24	vs. Washington*	S	1	1	2	0-0	0-0	0	0	1
Nov 3	at Kansas City	S	0	0	0	0-0	0-0	0	0	0
Nov 10	at Dallas*	S	2	0	2	0-0	0-0	0	0	0
Nov 17	vs. Denver*	S	0	0	0	0-0	0-0	0	0	0
Dec 2	at Seattle	S	0	1	1	0-0	0-0	0	0	0
Dec 8	vs. Detroit*	S	0	0	0	0-0	0-0	1	0	0
Dec 15	at L.A. Chargers*	S	1	0	1	0-0	0-0	1	1	0
Dec 23	vs. Green Bay	S	0	1	1	0-0	0-0	0	0	0
Dec 29	vs. Chicago	S			INACTIVE					
Season Totals		15/15	15	6	21	1-7	0-0	3	1	1
Jan 5	at New Orleans* [§]	S	1	1	2	0-0	0-0	0	0	0
Jan 11	at San Francisco†	S	2	0	2	0-0	0-0	0	0	0

Postseason Totals

2/2 3 1 4 0-0 0-0 0 0 0

§NFC Wild Card Game; †NFC Divisional Playoff Game

2020 MINNESOTA (7-9)

TACKLES

Date	Opponent	P/S	UT	A	TT	S-Yds.	I-Yds.	PD	FF	FR
Sep 13	vs. Green Bay	S	2	0	2	0-0	0-0	0	0	0
Sep 20	at Indianapolis	S	3	0	3	0-0	0-0	0	0	0
Sep 27	vs. Tennessee	S	3	0	3	0-0	0-0	0	0	0
Oct 4	at Houston*	S	1	2	3	0-0	0-0	0	0	0
Oct 11	at Seattle	S	1	0	1	0-0	0-0	0	0	0
Oct 18	vs. Atlanta	S	2	1	3	0-0	0-0	0	0	0
Nov 1	at Green Bay*	S	2	0	2	0-0	0-0	0	0	0
Nov 8	vs. Detroit*	S	0	2	2	0.5-4.5	0-0	0	0	0
Nov 16	at Chicago*	S	1	1	2	0-0	0-0	0	0	0
Nov 22	vs. Dallas	S	0	1	1	0-0	0-0	0	0	0
Nov 29	vs. Carolina*	S	0	1	1	0-0	0-0	0	0	0
Dec 6	vs. Jacksonville*	S	0	2	2	0-0	0-0	0	0	0
Dec 13	at Tampa Bay	S	1	1	2	0-0	0-0	0	0	0
Dec 20	vs. Chicago	S	1	2	3	0-0	0-0	0	0	0
Dec 25	at New Orleans	S	3	0	3	0-0	0-0	0	0	0
Jan 3	at Detroit*	S	0	1	1	0-0	0-0	0	0	0
Season Totals		16/16	20	14	34	0.5-4.5	0-0	0	0	0



JUSTIN STRNAD

40

LINEBACKER

6-2 • 235 • 2ND YR. • WAKE FOREST

BORN: Aug. 21, 1996, in Palm Harbor, Fla.

HIGH SCHOOL: East Lake High School, Tarpon Springs, Fla.

ACQUIRED: Draft #5 (178th overall), 2020

NFL YEAR: 2nd • YEAR WITH BRONCOS: 2nd

NFL GAMES PLAYED/STARTED: 0/0



STRNAD AT A GLANCE:

- A second-year linebacker who missed the entire 2020 season after being placed on injured reserve on Aug. 31 with a season-ending wrist injury.
- Started 20-of-47 games played at Wake Forest University, totaling 244 tackles (145 solo), eight sacks (46 yds.), four interceptions (44 yards), 10 passes defended, three forced fumbles and one fumble recovery.
- Earned honorable-mention All-Atlantic Coast Conference honors as a redshirt senior after finishing with 69 tackles (38 solo), two sacks (18 yds.), one interception and four passes defended in eight games (7 starts).
- Ended his redshirt junior season leading the Deacons with 105 tackles (63 solo), 1.5 sacks (6 yds.), five passes defended and one forced fumble to earn All-ACC honorable mention honors.

- Was a first-team All-Pinellas County selection by *The Tampa Tribune* and the *Tampa Bay Times* as a senior at East Lake High School.
- Selected by the Broncos in the fifth round (178th overall) of the 2020 NFL Draft.

CAREER TRANSACTIONS: Signed by Denver as a draft choice 7/22/20.



2020: Strnad, who was selected by the Broncos in the fifth round (178th overall) of the 2020 NFL Draft, missed his entire rookie season after sustaining a wrist injury in training camp... He was placed on injured reserve on Aug. 31.

COLLEGE: Strnad played in eight games (7 starts) as a redshirt senior, recording 69 tackles (38 solo), two sacks (18 yds.), one interception and four passes defended before suffering a season-ending injury... Received All-Atlantic Coast Conference honorable-mention honors... Elected as team captain for the season by his teammates... Secured the game-winning interception, led the team with 12 tackles (9 solo) vs. Utah State (8/30), and was named to the Pro Football Focus ACC Team of the Week... Led the team with 13 tackles (9 solo) at Boston College (9/28)... Started all 13 games played in 2018, collecting 105 tackles (63 solo), 1.5 sacks (6 yds.), five passes defended and one forced fumble... Earned honorable-mention All-ACC honors for the first time in his collegiate career... Logged seven tackles (3 solo) and one sack in his first career start at Tulane (8/30)... Recorded six games with 10 or more tackles, including a nine-solo tackle (11 total) performance vs. Memphis in the Jared Birmingham Bowl (12/22)... Saw action in all 13 games in 2017, recording 51 tackles (32 solo), 4.5 sacks (22 yds.), three interceptions (44 yds), one pass defended, two forced fumbles and one fumble recovery as a redshirt sophomore... Led the team in special-teams tackles (10), interceptions (3) and interception return yards (44)... Played in all 13 games as a redshirt freshman in 2016, tallying 19 tackles (12 solo).

PERSONAL: Strnad prepped at East Lake High School in Tarpon Springs, Fla., and was chosen to the All-Pinellas County first team by both the *Tampa Tribune* and *Tampa Bay Times* as a senior... Finished his final high school campaign with 81 tackles, eight passes defended, three sacks and three interceptions... Helped the team win both league and district championships in 2013 and 2014... Justin Strnad (pronounced: stir-NAD) was born on Aug. 21, 1996 in Palm Harbor, Fla.

STRNAD'S REGULAR SEASON RECORD

Year	Club	G	S	UT	A	TT	S-Yds.	I-Yds.	PD	FF	FR	TD-Int.	TD-FR	S	Pts.
2020	Denver														

INJURED RESERVE



COURTLAND SUTTON

14

WIDE RECEIVER

6-4 • 216 • 4TH YR. • SOUTHERN METHODIST

BORN: Oct. 10, 1995, in Brenham, Texas

HIGH SCHOOL: Brenham (Texas) High School

ACQUIRED: Draft #2 (40th overall), 2018

NFL YEAR: 4th • **YEAR WITH BRONCOS:** 4th

NFL GAMES PLAYED/STARTED: 33/24



SUTTON AT A GLANCE:

• A Pro Bowl wide receiver who has appeared in 33 games (24 starts) with Denver (2018-20), catching 117 passes for 1,882 yards (16.1 avg.) and 10 touchdowns to go with four rushes for 16 yards (4.0 avg.).

• Appeared in one game with the Broncos in 2020 before being placed on injured reserve on Sep. 21 with a season-ending knee injury.

• Registered the most receiving yards (1,816) and receiving touchdowns (10) in Broncos history through a player's first two seasons.

• Named to the Pro Bowl in 2019 after finishing with 72 catches for 1,112 yards (15.4 avg.) and six touchdowns, becoming just the third player in team annals to record a 1,000-yard receiving season by his second year.

• Totaled the fourth-most receiving yards (704) by a rookie in Broncos history in 2018.

• Started 37-of-39 games played at Southern Methodist University, catching 195 passes for 3,220 yards (16.5 avg.) with 31 touchdowns.

• Ended his collegiate career ranked second in school history in touchdowns (31), third in receiving yards (3,220) and sixth in receptions (195).

14's TROPHY CASE

Pro Bowls (1) 2019

SUTTON OFF TO A FAST START TO HIS CAREER

MOST REC. YARDS THROUGH FIRST TWO SEASONS, BRONCOS

Player	Years	Rec.	Yds.	TDs
1. Courtland Sutton	2018-19	114	1,816	10
2. Brandon Marshall	2006-07	122	1,634	9
3. Eddie Royal	2008-09	128	1,325	5
4. Ricky Nattiel	1987-88	77	1,204	3
5. Mark Jackson	1986-87	64	1,174	3

MOST REC. TDs THROUGH FIRST TWO SEASONS, BRONCOS

Player	Years	Rec.	Yds.	TDs
1. Courtland Sutton	2018-19	114	1,816	10
2. Brandon Marshall	2006-07	122	1,634	9
Eric Decker	2010-11	50	718	9
Tony Scheffler	2006-07	67	835	9
5. Riley Odoms	1972-73	64	949	9

- Named to the *Associated Press* All-America Second Team and to the All-American Athletic Conference First Team as a redshirt junior in 2017, finishing with 68 catches for 1,085 yards (16.0 avg.) with 12 touchdowns.
- Selected by the Broncos in the second round (40th overall) of the 2018 NFL Draft.

CAREER TRANSACTIONS: Signed by Denver as a draft choice 5/10/18.



2020: Sutton appeared in one game with the Broncos before being placed on injured reserve on Sep. 21 with a season-ending knee injury (ACL tear)... Inactive for Denver's Week 1 contest vs. Ten (9/14)... Recorded three receptions for 66 yards (22.0 avg.) vs. Pit. (9/20) before leaving the game with a knee injury.

2019: Sutton became just the third player in franchise history to record a 1,000-yard receiving season by his second year, finishing with 72 catches for 1,112 yards (15.4 avg.) with 10 touchdowns in 16 games (14 starts)... Named to his first career Pro Bowl... Ranked third in the AFC and 10th in the NFL in yards per catch (15.4 avg.), while ending the season tied for second in the league with 16 big-play receptions (25+ yds.)... Registered his first-career 100-yard game at Oak. (9/9), recording a career-high seven receptions for a career-high 120 yards... Tallied five receptions for 87 yards (17.4 avg.) at G.B. (9/22)... Totaled 62 receiving yards and two touchdowns on six receptions (10.3 avg.) vs. Jac. (9/29)... Registered four receptions for 92 yards (23.0 avg.), including a 70-yard touchdown catch at LAC (10/6)... Made four catches for 76 yards (19.0 avg.) vs. Ten. (10/13)... Collected 87 yards on six receptions (14.5 avg.) vs. K.C. (10/17)... Recorded three receptions for 72 yards (24.0 avg.) at Ind. (10/27)... Led the Broncos with five receptions (56 yds.) and had a 21-yard touchdown catch in the first quarter vs. Cle. (11/3)... Recorded 113 yards on five receptions (22.6 avg.) with 10 rushing yards on two attempts (5.0 avg.) and a completed pass for 38 yards at Min. (11/17)... Posted four receptions for 74 yards (18.5 avg.) and two touchdowns vs. LAC (12/1)... Recorded five receptions for 34 yards (6.8 avg.) at Hou. (12/8)... Collected 79 yards on four receptions (19.8 avg.) at K.C. (12/15) to pass 1,000 receiving yards on the season.

2018: Selected by Denver in the second round (40th overall) of the 2018 NFL Draft, Sutton played all 16 games (9 starts), recording 42 receptions for 704 yards (16.8 avg.) with four touchdowns... Totaled the fourth most receiving yards (704) by a rookie in Broncos history... Caught two passes for 45 yards (22.5 avg.) in his NFL debut vs. Sea. (9/9)... Scored his first career touchdown on an 8-yard reception at NYJ (10/7)... Caught a 28-yard touchdown pass from wide receiver Emmanuel Sanders at Ari. (10/18)... Recorded four receptions for 85 yards and scored on a 30-yard touchdown reception at Cin. (12/2)... Passed Ricky Nattiel for the fourth-most receiving yards by a rookie in team history after catching a six passes for 65 yards (10.8 avg.) with one touchdown at Oak. (12/24).

COLLEGE: Started 37-of-39 games played at SMU catching 195 passes for 3,220 yards (16.5 avg.) with 31 touchdowns... Ended his collegiate career ranked second in school history in touchdowns (31), third in receiving yards (3,220) and sixth in receptions (195)... Started all 13 games played and was named to the *Associated Press* All-American Second Team and to the All-American Athletic Conference's First Team as a redshirt junior... Opened all 12 games played as a redshirt sophomore and became the first SMU receiver to garner first-team all-conference honors in five seasons... Led the team in receptions (76), receiving yards (1,246) and receiving touchdowns (10)... Started all 12 games as a redshirt freshman, finishing the season with 49 catches for 862 yards (17.6 avg.) with nine touchdowns... Completed two passes for 75 yards (37.5 avg.)... Set the SMU freshman record for receiving yards with 862... Appeared in two games in 2014 and made two catches for 27 yards (13.5 avg.) before being granted a medical redshirt.

PERSONAL: Sutton attended Brenham (Texas) High School, where he was named all-district as a tight end and safety during his senior season... Helped his team to a 14-2 record and an appearance in the 4A State Championship Game... Averaged 15.2 points per game in basketball as a senior... Courtland Sutton was born on Oct. 10, 1995 in Brenham, Texas.

SUTTON'S REGULAR SEASON RECORD

		RECEIVING							SCORING					
Year	Club	G	S	No.	Yds.	Avg.	LG	TD	TD	TDr	TDp	TDrt	2pt	Pts.
2018	Denver	16	9	42	704	16.8	42	4	4	0	4	0	0	24
2019	Denver	16	14	72	1,112	15.4	70t	6	6	0	6	0	0	36
2020	Denver	1	1	3	66	22.0	45	0	0	0	0	0	0	0
CAREER TOTALS		33	24	117	1,882	16.1	70t	10	10	0	10	0	0	60

ADDITIONAL STATISTICS: *Special-teams tackles — 2018 (1), TOTAL (1). Miscellaneous tackles — 2018 (1), 2019 (1), 2020 (1), TOTAL (3). Rushing— 2018 (1 for -1 yards, -1.0 avg., -1 LG, 0 TD), 2019 (3 for 17 yards, 5.7 avg., 9 LG, 0 TD) TOTAL (4 for 16 yards, 4.0 avg., 9 LG, 0 TD). Completed a 38-yard pass at Min. (11/17/19).*

SUTTON'S SINGLE GAME HIGHS

(Postseason in parentheses)

Receptions — 7 at Oakland, 9/9/19 (none). **Receiving yards** — 120 at Oakland, 9/9/19 (none). **Longest reception** — 70t, at L.A. Chargers, 10/6/19 (none). **Receiving touchdowns** — 2, twice, last vs. L.A. Chargers, 12/1/19 (none).

COURTLAND SUTTON'S CAREER GAME-BY-GAME

(Victories asterisked)

2018 DENVER (6-10)		RECEIVING							SCORING	
Date	Opponent	P/S	No.	Yds.	Avg.	LG	TD		2pt.	Pts.
Sep 9	vs. Seattle*	P	2	45	22.5	25	0		0	0
Sep 16	vs. Oakland*	P	1	9	9.0	9	0		0	0
Sep 23	at Baltimore	P	2	37	18.5	21	0		0	0
Oct 1	vs. Kansas City	P	3	51	17.0	42	0		0	0
Oct 7	at N.Y. Jets	S	2	18	9.0	10	1		0	6
Oct 14	vs. L.A. Rams	P	3	58	19.3	41	0		0	0
Oct 18	at Arizona*	P	1	28	28.0	28t	1		0	6
Oct 28	at Kansas City	P	3	78	26.0	42	0		0	0
Nov 4	vs. Houston	S	3	57	19.0	22	0		0	0
Nov 18	at L.A. Chargers*	S	3	78	26.0	39	0		0	0
Nov 25	vs. Pittsburgh*	S	1	14	14.0	14	0		0	0
Dec 2	at Cincinnati*	S	4	85	21.3	30t	1		0	6
Dec 9	at San Francisco	S	2	14	7.0	10	0		0	0
Dec 15	vs. Cleveland	S	5	42	8.4	13	0		0	0
Dec 24	at Oakland	S	6	65	10.8	20	1		0	6
Dec 30	vs. L.A. Chargers	S	1	25	25.0	25	0		0	0
Season Totals		16/6	42	704	16.8	42	4		0	24

2019 DENVER (7-9)		RECEIVING							SCORING	
Date	Opponent	P/S	No.	Yds.	Avg.	LG	TD		2pt.	Pts.
Sep 9	at Oakland	P	7	120	16.8	30	0		0	0
Sep 15	vs. Chicago	S	4	40	10.0	16	0		0	0
Sep 22	at Green Bay	S	5	87	17.4	52	0		0	0
Sep 29	vs. Jacksonville	S	6	62	10.3	27	2		0	12
Oct 6	at L.A. Chargers*	P	4	92	23.0	70t	1		0	6
Oct 13	vs. Tennessee*	S	4	76	19.0	41	0		0	0
Oct 17	vs. Kansas City	S	6	87	14.5	41	0		0	0
Oct 27	at Indianapolis	S	3	72	24.0	33	0		0	0
Nov 3	vs. Cleveland*	S	5	56	11.2	21t	1		0	6
Nov 17	at Minnesota	S	5	113	22.6	48	0		0	0
Nov 24	at Buffalo	S	1	27	27.0	27	0		0	0
Dec 1	vs. L.A. Chargers*	S	4	74	18.5	33	2		0	12
Dec 8	at Houston*	S	5	34	6.8	11	0		0	0
Dec 15	at Kansas City	S	4	79	19.8	33	0		0	0
Dec 22	vs. Detroit*	S	5	41	8.2	15	0		0	0
Dec 29	vs. Oakland*	S	4	52	13.0	19	0		0	0
Season Totals		16/14	72	1,112	15.4	70t	6		0	36

2020 DENVER (5-11)		RECEIVING							SCORING	
Date	Opponent	P/S	No.	Yds.	Avg.	LG	TD		2pt.	Pts.
Sep 15	vs. Tennessee									
Sep 20	at Pittsburgh	S	3	66	22.0	45	0		0	0
PLACED ON INJURED RESERVE (KNEE) ON SEP. 21										
Season Totals		1/1	3	66	22.0	45	0		0	0



PITA TAUMOEPENU

67

OUTSIDE LINEBACKER

6-1 • 245 • 4th Yr. • UTAH

BORN: March 9, 1994, in Euleess, Texas

HIGH SCHOOL: Timpview High School, Provo, Utah

ACQUIRED: Free Agent, 2021

NFL YEAR: 4th • **YEAR WITH BRONCOS:** 1st

NFL GAMES PLAYED/STARTED: 7/0



TAUMOEPENU AT A GLANCE:

- A fourth-year outside linebacker who has seen action in seven career regular-season games with San Francisco (2017-18) and Atlanta (2020), while spending part of the 2019 campaign on Seattle's practice squad.
- Totaled three solo tackles and two special-teams stops during his first three NFL seasons.
- Played in one game with the Falcons in 2020, collecting two solo tackles.
- Saw action in four games with the 49ers' in 2018, posting one solo tackle and two special-teams stops.
- Appeared in two games with San Francisco as a rookie in 2017.
- Totaled 46 games played (7 starts) during his time at the University of Utah, collecting 73 tackles (50 solo), 21.5 sacks (161 yds.), four forced fumbles and one fumble recovery.
- Signed by Denver as a free agent on May 17, 2021.
- Selected by the 49ers in the sixth round (202nd overall) of the 2017 NFL Draft.

CAREER TRANSACTIONS: Signed by San Francisco as a draft choice 5/4/17; Waived by San Francisco 9/1/18; Signed by San Francisco (practice squad) 9/2/18; Waived by San Francisco 5/28/19; Acquired by Arizona via waivers (S.F.) 5/29/19; Waived by Arizona 9/10/19; Signed by Seattle (practice squad) 11/20/19; Signed by Seattle 1/14/20; Waived by Seattle 5/4/20; Signed by Seattle 8/30/20; Waived by Seattle 9/3/20; Signed by Atlanta (practice squad) 10/20/20; Signed by Denver 5/17/21.



2020: Taumoepeanu played in one game with the Falcons in 2020, collecting two solo tackles... Signed to Falcons' practice squad on Oct. 20... Tallied two solo tackles vs. Den. (11/8).

2019: Taumoepeanu spent part of the season on Seattle's practice squad after signing with the club on Nov. 20.

2018: Taumoepeanu saw action in four games with San Francisco, collecting one solo tackle and two special-teams stops... Spent the first 12 weeks competing on the team's practice squad... Notched a solo and special-teams tackle vs. Den. (12/9)... Tallied a special-teams stop vs. Sea. (12/16).

2017: Taumoepeanu, who was selected by the 49ers in the sixth round (202nd overall) of the 2017 NFL Draft, saw action in two games during his rookie season... Made his NFL debut at Ind. (10/8).

COLLEGE: Taumoepeanu saw action in 46 games (7 starts) at the University of Utah, totaling 73 tackles (50 solo), 21.5 sacks (161 yds.), four forced fumbles and one fumble recovery... Finished his collegiate career tied for seventh in school history in sacks (21.5)... Named honorable mention All-Pac 12 in 2016 after compiling career bests in tackles (47), sacks (9), sack yards (74), forced fumbles (4) and fumble recoveries (1).

PERSONAL: Taumoepeanu attended Timpview High School in Provo, Utah, where he was named first-team all-state as a senior in 2012... Played just one year of high school football (2012) and was named to the USA Today All-Utah Football Team following the season... Tallied 68 tackles and 25 sacks in 2012, which was the third-highest single-season total in state history... Helped lead Timpview to the 2012 4A state championship, recording four sacks in the game, including the quarterback takedown on the final play of overtime to win the game... Participated in track and played Rugby in Tonga... Pita Taumoepeanu was born on March 9, 1994 in Euleess, Texas.

TAUMOEPENU'S REGULAR SEASON RECORD

Year	Club	G	S	UT	A	TT	S-Yds.	I-Yds.	PD	FF	FR	TD-Int.	TD-FR	S	Pts.
2017	San Francisco	2	0	0	0	0	0-0	0-0	0	0	0	0	0	0	0
2018	San Francisco	4	0	1	0	1	0-0	0-0	0	0	0	0	0	0	0
2020	Atlanta	1	0	2	0	2	0-0	0-0	0	0	0	0	0	0	0
CAREER TOTALS		7	0	3	0	3	0-0	0-0	0	0	0	0	0	0	0

ADDITIONAL STATISTICS: Special-teams tackles — 2018 (2), TOTAL (2).

PITA TAUMOEPEU'S CAREER GAME-BY-GAME

(Victories asterisked)

2017 SAN FRANCISCO (6-10) TACKLES										
Date	Opponent	P/S	UT	A	TT	S-Yds.	I-Yds.	PD	FF	FR
Games 1-4					INACTIVE					
Oct 8	at Indianapolis	P	0	0	0	0-0	0-0	0	0	0
Oct 15	at Washington	P	0	0	0	0-0	0-0	0	0	0
Games 7-16					INACTIVE					
Season Totals		2/0	0	0	0	0-0	0-0	0	0	0
2018 SAN FRANCISCO (4-12) TACKLES										
Date	Opponent	P/S	UT	A	TT	S-Yds.	I-Yds.	PD	FF	FR
Games 1-12					PRACTICE SQUAD					
Dec 9	vs. Denver*	P	1	0	1	0-0	0-0	0	0	0
Dec 16	vs. Seattle*	P	0	0	0	0-0	0-0	0	0	0
Dec 23	vs. Chicago	P	0	0	0	0-0	0-0	0	0	0
Dec 30	at L.A. Rams	P	0	0	0	0-0	0-0	0	0	0
Season Totals		4/0	1	0	1	0-0	0-0	0	0	0
2020 ATLANTA (4-12) TACKLES										
Date	Opponent	P/S	UT	A	TT	S-Yds.	I-Yds.	PD	FF	FR
Games 7-8					SIGNED TO FALCONS' PRACTICE SQUAD ON OCT. 20					
Nov 8	vs. Denver*	P	2	0	2	0-0	0-0	0	0	0
Games 10-16					PRACTICE SQUAD					
Season Totals		1/0	2	0	2	0-0	0-0	0	0	0



DERREK TUSZKA

48

OUTSIDE LINEBACKER

6-5 • 246 • 2ND YR. • NORTH DAKOTA STATE

BORN: July 11, 1996, in Warner, S.D.

HIGH SCHOOL: Warner (S.D.) High School

ACQUIRED: Draft #7b (254th overall)

NFL YEAR: 2nd • YEAR WITH BRONCOS: 2nd

NFL GAMES PLAYED/STARTED: 9/0



TUSZKA AT A GLANCE:

- A second-year outside linebacker who appeared in nine games with the Broncos in 2020, logging two defensive tackles and four special-teams stops while seeing action primarily on special teams.
- Totaled 133 tackles (73 solo), 29.5 sacks (202 yds.), six passes defended and three forced fumbles over five seasons at North Dakota State.
- Was part of four Football Championship Subdivision National Championships, helping the Bison record a 70-5 record from 2015-19.
- Named Missouri Valley Football Conference Defensive Player of the Year in 2019 after recording 48 tackles (25 solo), 13.5 sacks (92 yds.), five passes defended and one forced fumble during his senior season.
- Earned first team FCS All-American honors and was named a finalist for the Buck Buchanan Award as a senior, a distinction presented to the FCS national defensive player of the year.
- Received honorable mention All-Missouri Valley Football Conference recognition after picking up 48 tackles (28 solo) and tying for sixth in the league with 7.5 sacks (49 yds.) as a junior.
- Led the team in sacks (7.5-48 yds.) to go along with 33 tackles (19 solo) as a redshirt sophomore in 2017.
- Made the MVFC Honor Roll all five years and earned the MVFC Commissioner's Academic Excellence Award four times.
- Was a two-time all-state and all-area linebacker as well as a three-time all conference and two-time conference defensive MVP at Warner (S.D.) High School.
- Selected by the Broncos in the seventh round (254th overall) of the 2020 NFL Draft.

CAREER TRANSACTIONS: Signed by Denver as a draft choice 7/22/20; Waived by Denver 9/5/20; Signed by Denver (practice squad) 9/6/20; Signed by Denver (active roster) 9/30/20.

2020: Tuszka, who was selected by the Broncos in the seventh round (254th overall) of the 2020 NFL Draft, appeared in nine games with Denver, totaling two defensive tackles and four special-teams stops in his rookie campaign... Made his NFL debut vs. Ten. (9/14) and recorded a special-teams tackle... Collected his first defensive tackle at N.E. (10/18)... Posted a tackle in the season finale vs. LV (1/3).

COLLEGE: Tuszka started all 15 games played as a redshirt senior, finishing his final campaign with 48 tackles (25 solo), a career-high 13.5 sacks (92 yds.), five passes defended and one forced fumble... Named Missouri Valley Football Conference Defensive Player of the Year... Received first team All-American honors and was named a finalist for the Buck Buchanan Award... Helped the Bison secure its third consecutive FCS National Championship and a back-to-back perfect seasons... Played in all 15 games (7 starts) in 2018, recording 48 tackles (28 solo), 7.5 sacks (49 yds.) and one forced fumble to receive All-MVFC honorable mention recognition... Registered a sack on the final defensive play of NDSU's National Championship win vs. Eastern Washington (1.5 yds.)... Started 12-of-15 games played in 2017, collecting 33 tackles (19 solo), a team-high 7.5 sacks (48 yds.), one pass defended and one forced fumble... Registered two sacks and six solo tackles in the team's FCS National Championship win vs. James Madison (1/6)... Saw action in eight games as a redshirt freshman, tallying four tackles (1 solo) and one sack (13 yds.).

PERSONAL: Tuszka was a four-year starter at Warner (S.D.) High School where he played linebacker, safety, running back, wide receiver, tight end, long snapper, punter and kicker during his career... Finished his time at Warner with 342 tackles, 12 sacks and six forced fumbles, while also rushing 138 times for 1,460 yards (10.6 avg.) and 23 touchdowns... Also played basketball and competed in track and field... Derrek Tuszka (pronounced: TUSS-kuh) was born on July 11, 1996 in Warner, S.D.

TUSZKA'S REGULAR SEASON RECORD

Year	School	G	S	UT	A	TT	S-Yds.	I-Yds.	PD	FF	FR	TD-Int.	TD-FR	S	Pts.
2020	Denver	9	0	1	1	2	0-0	0-0	0	0	0	0	0	0	0
CAREER TOTALS		9	0	1	1	2	0-0	0-0	0	0	0	0	0	0	0

ADDITIONAL STATISTICS: Special-teams tackles — 2020 (4), TOTAL (4).

DERREK TUSZKA'S CAREER GAME-BY-GAME

(Victories asterisked)

2020 DENVER (5-11)		TACKLES									
Date	Opponent	P/S	UT	A	TT	S-Yds.	I-Yds.	PD	FF	FR	
Sep 14	vs. Tennessee	P	0	0	0	0-0	0-0	0	0	0	
Sep 20	at Pittsburgh	P	0	0	0	0-0	0-0	0	0	0	
Oct 1	at N.Y. Jets*	P	0	0	0	0-0	0-0	0	0	0	
Oct 18	at New England*	P	1	0	1	0-0	0-0	0	0	0	
Oct 25	vs. Kansas City	P	0	0	0	0-0	0-0	0	0	0	
Games 8-13											
Dec 13	at Carolina*	P	0	0	0	0-0	0-0	0	0	0	
Dec 19	vs. Buffalo	P	0	0	0	0-0	0-0	0	0	0	
Dec 27	at L.A. Chargers	P	0	0	0	0-0	0-0	0	0	0	
Jan 3	vs. Las Vegas	P	0	1	1	0-0	0-0	0	0	0	
Season Totals			9/0	1	1	2	0-0	0-0	0	0	0



JOSH WATSON

54

INSIDE LINEBACKER

6-2 • 240 • 3RD YR. • COLORADO STATE

BORN: May 20, 1996, in Kansas City, Mo.

HIGH SCHOOL: Blue Springs South, Blue Springs, Mo.

ACQUIRED: College Free Agent, 2019

NFL YEAR: 3rd • **YEAR WITH BRONCOS:** 3rd

NFL GAMES PLAYED/STARTED: 17/0



WATSON AT A GLANCE:

- A third-year inside linebacker from Colorado State University who has appeared in 17 games with Denver (2019-20) recording seven special-teams stops.
- Saw action primarily on special teams in nine games with the Broncos in 2020, totaling five special-teams tackles.
- Started 35-of-51 games played at CSU, tallying 367 tackles (180 solo) with 5.5 sacks (43 yds.), two interceptions (3 yds.), 14 passes defended, one forced fumble and three fumble recoveries.
- Signed by Denver as a college free agent on May 2, 2019.

CAREER TRANSACTIONS: Signed by Denver as a college free agent 5/2/19; Waived by Denver 9/1/19; Signed by Denver (practice squad) 9/2/19; Signed by Denver (active roster) 11/1/19; Waived by Denver 9/5/20; Signed by Denver (practice squad) 9/6/20; Signed by Denver (active roster) 1/2/21.



2020: Watson, who led the league with eight elevations to the active roster, appeared in nine games with Denver and totaled five special-teams tackles... Was on the Broncos' practice squad for the first 16 weeks of the season before being promoted to the active roster on Jan. 2... Made his season debut at NYJ (10/1)... Posted a career-high three special-teams stops at LV (11/15)... Had additional special-teams tackles vs. Buf. (12/19) and vs. LV (1/3).

2019: Watson, who entered the NFL with Denver as a college free agent on May 2, played eight games with the Broncos during his rookie season... Spent Games 1-8 on the team's practice squad before being promoted to the active roster on Nov. 1... Made his NFL debut vs. Cle. (11/3)... Recorded one special-teams tackle apiece at Min. (11/17) and at Buf. (11/24).

COLLEGE: Watson saw action in 51 games (35 starts) at Colorado State University, totaling 367 tackles (180 solo) with 5.5 sacks (43 yds.), two interceptions (3 yds.), 14 passes defended, one forced fumble and three fumble recoveries during his collegiate career... Started all 12 games as a redshirt senior and led the Rams with 131 tackles (57 solo) in addition to posting one sack (1 yd.)... Was voted second-team All-Mountain West Conference by the coaches and media... Played 13 games (12 starts) in 2017, finishing with a team-high 109 tackles (64 solo), two sacks (26 yds.), two interceptions (3 yds.), seven passes defended, one forced fumble and one fumble recovery... Appeared in 13 contests (11 starts) as a redshirt sophomore, recording 90 tackles (40 solo) and 1.5 sacks (9 yds.)... Saw action in all 13 games in 2015, contributing 37 tackles (19 solo) and one sack (7 yds.)

PERSONAL: Watson attended Blue Springs (Mo.) South High School, where he set the school record for tackles in a season (177) and tackles in a game (31)... Chosen first-team All-Missouri and earned the Mike Jones Award, given annually to the top Missouri linebacker among all Class 6 participants, following his senior season... Josh Watson was born on May 20, 1996 in Kansas City, Mo.

WATSON'S REGULAR SEASON RECORD

Year	Club	G	S	UT	A	TT	S-Yds.	I-Yds.	PD	FF	FR	TD-Int.	TD-FR	S	Pts.
2019	Denver	8	0	0	0	0	0-0	0-0	0	0	0	0-0	0-0	0	0
2020	Denver	9	0	0	0	0	0-0	0-0	0	0	0	0-0	0-0	0	0
CAREER TOTALS		17	0	0	0	0	0-0	0-0	0	0	0	0-0	0-0	0	0

ADDITIONAL STATISTICS: Special-teams tackles — 2019 (2), 2020 (5), TOTAL (7).

JOSH WATSON'S CAREER GAME-BY-GAME

(Victories asterisked)

2019 DENVER (7-9)		TACKLES									
Date	Opponent	P/S	UT	A	TT	S-Yds.	I-Yds.	PD	FF	FR	
Games 1-8											
PRACTICE SQUAD											
Nov 3	vs. Cleveland*	P	0	0	0	0-0	0-0	0	0	0	
Nov 17	at Minnesota	P	0	0	0	0-0	0-0	0	0	0	
Nov 24	at Buffalo	P	0	0	0	0-0	0-0	0	0	0	
Dec 1	vs. L.A. Chargers*	P	0	0	0	0-0	0-0	0	0	0	
Dec 8	at Houston*	P	0	0	0	0-0	0-0	0	0	0	
Dec 15	at Kansas City	P	0	0	0	0-0	0-0	0	0	0	
Dec 22	vs. Detroit*	P	0	0	0	0-0	0-0	0	0	0	
Dec 29	vs. Oakland*	P	0	0	0	0-0	0-0	0	0	0	
Season Totals			8/0	0	0	0	0-0	0-0	0	0	0
2020 DENVER (5-11)		TACKLES									
Date	Opponent	P/S	UT	A	TT	S-Yds.	I-Yds.	PD	FF	FR	
Games 1-3											
PRACTICE SQUAD											
Oct 1	at N.Y. Jets*	P	0	0	0	0-0	0-0	0	0	0	
Oct 18	at New England*	P	0	0	0	0-0	0-0	0	0	0	
Games 6-8											
PRACTICE SQUAD											
Nov 15	at Las Vegas	P	0	0	0	0-0	0-0	0	0	0	
Nov 22	vs. Miami*	P	0	0	0	0-0	0-0	0	0	0	
Nov 29	vs. New Orleans	P	0	0	0	0-0	0-0	0	0	0	
Dec 6	at Kansas City	P	0	0	0	0-0	0-0	0	0	0	
Dec 13	at Carolina*	P	0	0	0	0-0	0-0	0	0	0	
Dec 19	vs. Buffalo	P	0	0	0	0-0	0-0	0	0	0	
Game 15											
PRACTICE SQUAD											
SIGNED FROM PRACTICE SQUAD TO ACTIVE ROSTER ON JAN. 2											
Jan 3	vs. Las Vegas	P	0	0	0	0-0	0-0	0	0	0	
Season Totals			9/0	0	0	0	0-0	0-0	0	0	0



DESHAWN WILLIAMS

90

DEFENSIVE END

6-1 • 292 • 4TH YR. • CLEMSON

BORN: Dec. 29, 1992, in Central, S.C.

HIGH SCHOOL: Daniel High School, Central, S.C.

ACQUIRED: Free Agent, 2020

NFL YEAR: 4th • YEAR WITH BRONCOS: 3rd

NFL GAMES PLAYED/STARTED: 18/11



WILLIAMS AT A GLANCE:

- A fourth-year defensive lineman who has played 18 games (11 starts) with the Bengals (2016) and Broncos (2020).
- Has also competed on practice squads with Cincinnati (2015, '17), Denver (2018, '19, '20), Miami (2018) and Indianapolis (2018).
- Totaled 39 tackles (21 solo), 2.5 sacks (8 yds.), one interception (1 yd.) and three passes defended in his first three NFL seasons.
- Saw action in 14 games (11 starts) with the Broncos in 2020, recording 37 tackles (20 solo), two sacks (7 yds.), one interception (1 yd.) and three passes defended.
- Posted two tackles and a half sack (1 yd.) with Cincinnati in 2016.
- Appeared in 53 games (17 starts) at Clemson University, totaling 161 tackles, five sacks, four passes defended, one fumble recovery and two blocked kicks.
- Joined the Broncos as a free agent on Aug. 15, 2020.
- Entered the NFL with Cincinnati as a college free agent on May 8, 2015.

CAREER TRANSACTIONS: Signed by Cincinnati as a college free agent 5/8/15; Waived by Cincinnati 9/5/15; Signed by Cincinnati (practice squad) 9/6/15; Signed by Cincinnati (active roster) 1/6/16; Waived by Cincinnati 11/26/16; Signed by Cincinnati (active roster) 11/28/16; Waived by Cincinnati 9/2/17; Signed by Cincinnati (practice squad) 9/3/17; Waived by Cincinnati 1/8/18; Signed by Denver (active roster) 1/17/18; Waived by Denver 9/1/18; Signed by Denver (practice squad) 9/2/18; Waived by Denver 9/11/18; Signed by Miami (practice squad) 10/16/18; Waived by Miami 10/31/18; Signed by Miami (practice squad) 11/2/18; Waived by Miami 12/4/18; Signed by Indianapolis (practice squad) 12/10/18; Waived by Indianapolis 4/30/19; Signed by Denver 5/13/19; Waived by Denver 8/31/19; Signed by Denver 8/15/20; Waived by Denver 9/5/20; Signed by Denver (practice squad) 9/6/20; Signed by Denver (active roster) 9/25/20.



2020: Williams played in 14 games (11 starts) for the Broncos, totaling 37 tackles (20 solo), two sacks (7 yds.), one interception (1 yd.), and three passes defended... Played in his first game in four seasons vs. T.B. (9/27), contributing two tackles (1 solo) and one pass defended... Posted four tackles (1 solo) vs. NYJ (10/1)... Collected first career interception in his first career start at N.E. (10/18), becoming the 19th player in franchise history and second defensive lineman to accomplish that feat... Registered career-high five tackles (4 solo) at Atl. (11/8)... Led the team in sacks and recorded his first career game with two full sacks (7 yds.) vs. Mia. (11/22)... Tied career-high with five tackles (3 solo) vs. Buf. (12/19).

2019: Williams competed in training camp with Denver before being waived on Aug. 31.

2018: Williams competed on practice squads with Denver, Miami and Indianapolis after spending training camp with the Broncos.

2017: Williams spent the season competing on Cincinnati's practice squad.

2016: Williams played four games with Cincinnati, posting two tackles (1 solo) and a half sack (1 yd.)... Made his NFL debut vs. Phi. (12/4).

2015: Williams, who entered the NFL as a college free agent with Cincinnati on May 8, spent his rookie season on the club's practice squad.

COLLEGE: Williams started 17-of-53 games played at Clemson University, amassing 161 tackles, five sacks, four passes defended, one fumble recovery and two blocked kicks... Posted 54 tackles and three sacks during his senior season... Amassed 37 tackles and recovered one fumble as a junior... Notched 50 tackles, two sacks, one pass defended and one blocked kick as a sophomore.

PERSONAL: Williams attended Daniel High School in Central, S.C., where he registered 106 tackles, seven sacks, three passes defended and one interception as a senior... DeShawn Williams was born on Dec. 29, 1992 in Central, S.C.

WILLIAMS' REGULAR SEASON RECORD

Year	Club	G	S	UT	A	TT	S-Yds.	I-Yds.	PD	FF	FR	TD-Int.	TD-FR	S	Pts.
2016	Cincinnati	4	0	1	1	2	0.5-1	0-0	0	0	0	0	0	0	0
2020	Denver	14	11	20	17	37	2-7	1-1	3	0	0	0	0	0	0
CAREER TOTALS		18	11	21	18	39	2.5-8	1-1	3	0	0	0	0	0	0

DESHAUN WILLIAMS' CAREER GAME-BY-GAME

(Victories asterisked)

2016 CINCINNATI (6-9-1)		TACKLES									
Date	Opponent	P/S	UT	A	TT	S-Yds.	I-Yds.	PD	FF	FR	
Games 1-10											
WAIVED BY CINCINNATI NOV. 26 / SIGNED BY CINCINNATI NOV. 28											
Dec 4	vs. Philadelphia*	P	0	1	1	0.5-1	0-0	0	0	0	
Dec 11	at Cleveland*	P	1	0	1	0-0	0-0	0	0	0	
Dec 18	vs. Pittsburgh	P	0	0	0	0-0	0-0	0	0	0	
Dec 24	at Houston	P	0	0	0	0-0	0-0	0	0	0	
Jan 1	vs. Baltimore*	INACTIVE									

2020 DENVER (5-11)		TACKLES								
Date	Opponent	P/S	UT	A	TT	S-Yds.	I-Yds.	PD	FF	FR
GAMES 1-2										
Sept 27	vs. Tampa Bay	P	1	1	2	0-0	0-0	1	0	0
Oct 1	at N.Y. Jets*	P	1	3	4	0-0	0-0	0	0	0
Oct 18	at New England*	S	0	3	3	0-0	1-1	1	0	0
Oct 25	vs. Kansas City	P	0	1	1	0-0	0-0	0	0	0
Nov 1	vs. L.A. Chargers*	S	3	0	3	0-0	0-0	0	0	0
Nov 8	at Atlanta	S	4	1	5	0-0	0-0	0	0	0
Nov 15	at Las Vegas	S	1	1	2	0-0	0-0	0	0	0
Nov 22	vs. Miami*	S	3	0	3	2-7	0-0	0	0	0
Nov 29	vs. New Orleans	S	1	2	3	0-0	0-0	0	0	0
Dec 6	at Kansas City	S	2	2	4	0-0	0-0	1	0	0
Dec 13	at Carolina*	S	0	1	1	0-0	0-0	0	0	0
Dec 19	vs. Buffalo	S	3	2	5	0-0	0-0	0	0	0
Dec 27	at L.A. Chargers	S	0	0	0	0-0	0-0	0	0	0
Jan 3	vs. Las Vegas	S	1	0	1	0-0	0-0	0	0	0
Season Totals		14/11	20	17	37	2-7	1-1	3	0	0



DAMION WILLIS

17

WIDE RECEIVER

6-3 • 204 • 2ND YR. • TROY

BORN: June 20, 1997, in Meridian, Miss.

HIGH SCHOOL: Southeast Lauderdale High School, Meridian, Miss.

ACQUIRED: Free Agent, 2021

NFL YEAR: 2nd • YEAR WITH BRONCOS: 2nd

NFL GAMES PLAYED/STARTED: 10/2



WILLIS AT A GLANCE:

- A second-year wide receiver from Troy University who has appeared in 10 career regular-season games (2 starts) with Cincinnati (2019), while also competing on Jacksonville's practice squad (2020).
- Appeared in 10 games (2 starts) with the Bengals in 2019, totaling nine receptions for 82 yards (9.1 avg.).
- Started 19-of-24 games during his junior and senior collegiate seasons (2017-18) at Troy University, compiling 98 catches for 1,496 yards (15.3 avg.) with 13 touchdowns.
- Attended East Mississippi Community College (2015-16), where he totaled 34 receptions for 620 yards (18.2 avg.) with six scores as a sophomore.
- Prepped at Southeast Lauderdale High School, where he earned Mississippi High School Activities Association (MHSAA) 3A All-State first-team honors after posting 48 catches for 1,154 yards (24.0 avg.) with 17 touchdowns as a senior.
- Signed by the Broncos as a free agent on May 19, 2021.

CAREER TRANSACTIONS: Signed by Cincinnati as a college free agent 5/10/19; Waived by Cincinnati 10/23/19; Signed by Cincinnati (practice squad) 10/24/19; Signed by Cincinnati (active roster) 11/15/19; Waived by Cincinnati 12/3/19; Signed by Cincinnati (practice squad) 12/4/19; Signed by Cincinnati (active roster) 12/10/19; Waived by Cincinnati 8/25/20; Signed by Jacksonville (practice squad) 12/7/20; Signed by Denver 5/19/21.

2020: Willis competed on Jacksonville's practice squad for the final four weeks of the regular season after signing with the club on Dec. 7.

2019: Willis saw action in 10 games (2 starts) with Cincinnati, totaling nine receptions for 82 yards (9.1 avg.)... Collected three receptions for 30 yards (10.0 avg.) in his NFL debut at Seattle (9/8)... Caught all four targets for 38 yards (9.5 avg.) vs. Ari. (10/6).

COLLEGE: Willis started 19-of-24 games played during his junior and senior campaigns at Troy University (2017-18), recording 98 receptions for 1,496 yards (15.3 avg.) with 13 touchdowns... Named to the All-Sun Belt first team in 2018 after totaling 56 catches for 876 yards (15.6 avg.) with 10 scores during his senior campaign... Led the conference in 30 and 40-yard receptions while collecting the seventh-most 40-yard catches nationally... Caught 42 passes for 620 yards (14.8 avg.) with three touchdowns during his junior season... Attended East Mississippi Community College (2015-16) before transferring to Troy.

PERSONAL: Willis prepped at Southeast Lauderdale High School, where he earned Mississippi High School Activities Association (MHSAA) 3A All-State first team honors after posting 48 catches for 1,154 yards (24.0 avg.) with 17 touchdowns as a senior... Tallied three straight 1,000-yard receiving efforts to conclude his high school career... Damion Willis was born on June 20, 1997, in Jackson, Miss.

WILLIS' REGULAR SEASON RECORD

Year	Club	RECEIVING						SCORING				
		G	S	No.	Yds.	Avg.	LG	TD	TD	TDr	TDp	TDrt
2019	Cincinnati	10	2	9	82	9.1	17	0	0	0	0	0
CAREER TOTALS		10	2	9	82	9.1	17	0	0	0	0	0

WILLIS' SINGLE-GAME HIGHS

(Postseason in parentheses)

Receptions — 4, vs. Arizona, 10/6/19 (none). **Receiving yards** — 38, vs. Arizona, 10/6/19 (none). **Longest reception** — 17 at Seattle, 9/8/19 (none).

DAMION WILLIS' CAREER GAME-BY-GAME

(Victories asterisked)

2019 CINCINNATI (2-14)			RECEIVING						SCORING	
Date	Opponent	P/S	No.	Yds.	Avg.	LG	TD		2pt.	Pts.
Sep 8	at Seattle	S	3	30	10.0	17	0		0	0
Sep 15	vs. San Francisco	S	1	6	6.0	6	0		0	0
Sep 22	at Buffalo	P	0	0	—	—	0		0	0
Sep 30	at Pittsburgh	P	1	8	8.0	8	0		0	0
Oct 6	vs. Arizona	P	4	38	9.5	12	0		0	0
Oct 13	at Baltimore	P	0	0	—	—	0		0	0
Oct 20	vs. Jacksonville	P	0	0	—	—	0		0	0
Games 8-9										
Nov. 17	at Oakland	P	0	0	—	—	0		0	0
Nov 24	vs. Pittsburgh	P	0	0	—	—	0		0	0
Dec 1	vs. N.Y. Jets*	P	0	0	—	—	0		0	0
Games 13-16										
PRACTICE SQUAD										
Season Totals			10/2	9	82	9.1	17	0	0	0

OTHER PLAYERS WITH PRO EXPERIENCE



TRINITY BENSON

12

WIDE RECEIVER

6-0 • 180 • 1ST YR. • EAST CENTRAL

BORN: Jan. 16, 1997, in Lewisville, Texas

HIGH SCHOOL: Lewisville (Texas) High School

ACQUIRED: College Free Agent, 2019



Trinity Benson is a first-year wide receiver from East Central University (Ada, Okla.) who spent the entire 2019 and '20 seasons on Denver's practice squad... Entered the NFL with Denver as a college free agent on April 30, 2019... Was waived on Aug. 31 before being signed to Denver's practice squad on Sept. 24... Played 43 games during his collegiate career, hauling in 133 passes for 1,700 yards (12.8 avg.) with 11 touchdowns in addition to returning 35 kickoffs for 642 yards (18.3 avg.)... Earned All-Great American Conference honors following his final two collegiate seasons... Caught 45 passes for 507 yards (11.3 avg.) with four touchdowns

and rushed 54 times for 324 yards (6.0 avg.) with five touchdowns as a senior... Added nine kickoff returns for 166 yards (18.4 avg.) and eight punt returns for 89 yards (11.1) in 2018... Finished with a personal-best 54 catches for 764 yards (14.1 avg.) with five touchdowns while returning nine kickoffs for 140 yards (15.6 avg.) as a junior... Prep'd at Lewisville (Texas) High School, where he recorded 1,036 all-purpose yards as a senior and was chosen to be the All-District 6-6A first team... Trinity Benson was born on Jan. 16, 1997.



CODY CONWAY

60

6-6 • 307 • 1ST YR. • SYRACUSE

BORN: July 9, 1996, in Plainfield, Ill.

HIGH SCHOOL: Plainfield (Ill.) North High School

ACQUIRED: Free Agent, 2021

TACKLE



Cody Conway is a first-year offensive lineman from Syracuse University who spent time on practice squads with Green Bay (2019) and San Francisco (2020)... Entered the NFL with the Tennessee Titans as a college free agent on April 27, 2019... Competed in training camp with the Titans in 2019 and was added to the Packers' practice squad on Nov. 26... Competed with Green Bay in training camp in 2020 before being waived on Sept. 5... Signed with the 49ers' practice squad on Sept. 30 and remained with the club through Oct. 27... Was signed by the Broncos on May 17, 2021... Started 33 games at Syracuse, and made 30 consecutive starts over his final three seasons... Played a total of 40 games, logging close to 3,000 snaps at left tackle for the Orange from 2015-18... Earned All-ECAC honors twice, including first-team recognition in 2017... Became the second player in school history to be selected to the All-ACC Academic Team three times (2016-18)... Cody Conway was born on July 9, 1996, in Plainfield, Ill.



DAMAREA CROCKETT

39

5-11 • 225 • 1ST YR. • MISSOURI

BORN: Dec. 22, 1997, in Magnolia, Ark.

HIGH SCHOOL: Little Rock (Ark.) Christian Academy

ACQUIRED: Practice Squad Signee, 2020

RUNNING BACK



Damarea Crockett is a first-year running back from the University of Missouri who has competed on practice squads with Oakland (2019), Green Bay (2019-20) and Denver (2020)... Entered the NFL with Houston as a college free on May 10, 2019... Signed to the Broncos' practice squad on Oct. 22, 2020... Played 30 games over three collegiate seasons with the Tigers (2016-18), totaling 380 rushes for 2,252 yards (5.9 avg.) with 19 touchdowns to go along with 21 catches for 137 yards (6.5 avg.) with two scores... Totaled 709 rushing yards on 147 carries (4.8 avg.) with seven touchdowns and added 88 receiving yards and one score on 12 catches (7.3 avg.) as a junior... Ran for 481 yards and two scores on 80 attempts (6.0 avg.) in 2017... Set Mizzou freshman records for rushing yards in a season (1,062) and rushing touchdowns (10) during his freshman campaign in 2016... Damarea Crockett was born on Dec. 22, 1997 in Magnolia, Ark.



DE'MORNAY PIERSON-EL 15

WIDE RECEIVER

5-9 • 195 • 1ST YR. • NEBRASKA

BORN: Dec. 26, 1995, in Alexandria, Va.

HIGH SCHOOL: West Potomac High School, Alexandria, Va.

ACQUIRED: Free Agent, 2021



De'Mornay Pierson-El is a first-year wide receiver from the University of Nebraska who was signed by the Broncos on June 17, 2021... Entered the NFL with Washington as a college free agent on May 2, 2018... Competed in training camp with the Raiders the past two seasons and spent the 2019 and '20 campaigns on the club's practice squad... Started 21-of-43 games at Nebraska, totaling 100 receptions for 1,309 yards (13.1 avg.) with 11 touchdowns to go along with 26 rushes for 67 yards (2.6 avg.)... Added 74 punt returns for 904 yards (12.2 avg.) with three scores and 10 kickoff returns for 147 yards (14.7 avg.)... Finished his collegiate career ranked third in Nebraska history with 904 career punt return yards... Became the 11th player in school annals to reach 100 career receptions... Was awarded the 2014 Jet Award Punt Returner of the Year and was named the Nebraska Special Teams MVP that season... Earned second and third-team All-American honors in 2014 and was an Honorable-Mention All-Big Ten selection in 2017... De'Mornay (pronounced: dee-MORN-nay) Pierson-El was born on Dec. 26, 1995, in Alexandria, Va.





PAT SURTAIN II

2

CORNERBACK

6-2 • 202 • ALABAMA

BORN: April 14, 2000, in Plantation, Fla.

HIGH SCHOOL: American Heritage High School, Plantation, Fla.

DRAFTED: First Round (9th overall)

COLLEGE GAMES PLAYED/STARTED: 41/38

COLLEGE MAJOR: Communication Studies



SURTAIN II AT A GLANCE:

- A cornerback who appeared in 41 games (38 starts) at the University of Alabama, totaling 117 tackles (82 solo), four interceptions (69 yds., 1TD), 27 pass breakups, four forced fumbles and two fumble recoveries during his collegiate career (2018-20).
- Contributed to Alabama's 2020 national championship team while being named SEC Defensive Player of the Year, first-team All-SEC, a unanimous first-team All-American and the Rose Bowl's Defensive Most Valuable Player during his final collegiate campaign.
- Named a finalist for the Lott IMPACT and Bronko Nagurski trophies along with the Chuck Bednarik and Jim Thorpe awards.
- Started all 13 games played in 2020, tallying 38 tackles, one interception (25 yds., 1TD), 12 pass breakups and one fumble recovery.
- Collected 42 tackles (32 solo), two interceptions (24 yds.), eight pass breakups, three forced fumbles and one fumble recovery in 2019 while starting all 13 games for the Crimson Tide.
- Started 12-of-15 games as a true freshman, registering 37 tackles (28 solo), one interception (20 yds.), seven pass breakups and one force fumble.
- Attended American Heritage High School in Plantation, Fla., where he led the school to back-to-back 5A state titles during his junior and senior seasons.
- Selected by the Broncos in the first round (9th overall) of the 2021 NFL Draft.



2020: Surtain II started all 13 games played, totaling 38 tackles (22 solo), one interception (25 yds., 1TD), 12 pass breakups and one fumble recovery... Contributed to Alabama's 2020 national championship team while being named SEC Defensive Player of the Year, first-team All-SEC, a unanimous first-team All-American and the Rose Bowl's Most Valuable Player... Named a finalist for the Lott IMPACT and Bronko Nagurski trophies and the Chuck Bednarik and Jim Thorpe Awards... Talled first career pick six and returned one interception for 25 yards vs. Mississippi State (10/31)... Garnered Defensive Most Valuable Player honors after his performance in the Rose Bowl vs. Notre Dame (1/1)... Registered three tackles (2 solo) in the CFP National Championship Game vs. Ohio State (1/11).

2019: Surtain II opened all 13 games, posting 42 tackles (32 solo), two interceptions (24 yds.), eight pass breakups, three forced fumbles and one fumble recovery... Nabbed a career-high eight tackles (6 solo) at South Carolina (9/14)... Registered one interception (24 yds.) vs. Arkansas (10/26)... Totalled seven tackles (3 solo) in the Citrus Bowl vs. Michigan (1/1).


2017: Surtain II started 12-of-15 games during his true freshman season... Posted 37 tackles (28 solo), one interception (20 yds.), seven pass breakups and one forced fumble... Named a Freshman All-American by The Athletic and earned SEC All-Freshman Team honors by league coaches... Recorded three solo tackles in the Iron Bowl vs. Oklahoma (12/29)... Had one solo tackle in the CFP National Championship Game vs. Clemson (1/7).

HIGH SCHOOL: Surtain II attended American Heritage High School in Plantation, Fla., where he helped lead the school to back-to-back 5A state titles in his junior and senior seasons... Selected to the Sun Sentinel All-County First Team in Broward in his final two years of prep football... Named a 2018 U.S. Army All-American and was selected to the 2017 All-USA Florida Football Team following his senior campaign.

PERSONAL: Surtain II majored in communication studies at Alabama... Son of Patrick Surtain Sr., who played 11 NFL seasons with Miami (1998-2204) and Kansas City (2005-08) while being named a Pro Bowler on three occasions... Surtain II was born on April 14, 2000, in Plantation, Fla.

SURTAIN II'S COLLEGIATE RECORD — ALABAMA

Year	School	G	S	UT	A	TT	S-Yds.	I-Yds.	PD	FF	FR	TD-Int.	TD-FR	S	Pts.
2018	Alabama	15	12	28	9	37	0-0	1-20	7	1	0	0	0	0	0
2019	Alabama	13	13	32	10	42	0-0	2-24	8	3	1	0	0	0	0
2020	Alabama	13	13	22	16	38	0-0	1-25	12	0	1	0	0	0	0
CAREER TOTALS		41	38	82	35	117	0-0	4-69	27	4	2	0	0	0	0



JAVONTE WILLIAMS

33

RUNNING BACK

5-10 • 220 • NORTH CAROLINA

BORN: April 25, 2000, in Wallace, N.C.

HIGH SCHOOL: Wallace-Rose Hill High School, Teachey, N.C.

DRAFTED: Second Round (35th overall)

COLLEGE GAMES PLAYED/STARTED: 35/2

COLLEGE MAJOR: Sports Science



WILLIAMS AT A GLANCE:

- A running back who appeared in 35 games (2 starts) during his three seasons at the University of North Carolina (2018-20), rushing 366 times for 2,297 yards (6.3 avg.) with 29 touchdowns in addition to catching 50 passes for 539 yards (10.8 avg.) with four scores.
- Voted as the team's offensive MVP and was named a Maxwell Award (National Player of the Year) and Doak Walker Award (nation's top RB) semifinalist after rushing 157 times for 1,140 yards (7.3 avg.) with 19 scores as a senior.
- Garnered *Associated Press* All-America Second Team honors while being chosen to the All-ACC Second Team in 2020.
- Set the single-season program record with 132 points and 22 total touchdowns (fourth most in the country) in 2020 and tied former Tar Heel RB Don McCauley (1970) for the most rushing scores in a single season (19).
- Accumulated 2,271 rushing yards with 27 touchdowns and 13 receptions for 363 yards and five scores during his senior season at Wallace-Rose Hill High School in Teachey, N.C.
- Selected by the Broncos in the second round (35th overall) of the 2021 NFL Draft.



2020: Williams appeared in 11 games (1 start) during his junior season, totaling 157 rushes for 1,140 yards (7.3 avg.) with 19 touchdowns in addition to catching 25 passes for 305 yards (12.2 avg.) with three scores... Voted as the team's offensive MVP and was named a Maxwell Award (National Player of the Year) and Doak Walker Award (nation's top RB) semifinalist... Garnered *Associated Press* All-America Second Team honors while being chosen to the All-ACC Second Team... Set the single-season program record with 132 points and 22 total touchdowns (fourth most in the country) and tied former Tar Heel RB Don McCauley (1970) for the most rushing scores in a single campaign (19)... Tied career high with four three-touchdown games on the ground and had a four-score performance (3 rush, 1 receiving) at Duke (11/7)... Rushed for 100 yards or more six times and had one 200-yard output on the ground.

2019: Williams saw action in all 13 games (1 start) in 2019, totaling 166 attempts for 933 yards (5.6 avg.) with five touchdowns in addition to catching 17 passes for 176 yards (10.4 avg.) and one receiving score... Collected first touchdown of the season and added 76 yards on 10 carries (7.6 avg.) vs. Miami (9/7)... Had 49 yards on 10 rushes (4.9 avg.) and added one rushing score vs. Clemson (9/28)... Rushed 20 times for a season-high 144 yards (7.2 avg.) with one touchdown at Georgia Tech (10/5)... Totaled 22 rushes for 111 yards (5.0 avg.) vs. Duke (10/26)... Scored three touchdowns (2 rush, 1 receiving) and had 100 all-purpose yards at N.C. State (11/30)... Rushed for 85 yards on 14 carries vs. Temple (12/27) in the Military Bowl.

2018: Williams appeared in all 11 games as a true freshman, recording 43 rushes for 224 yards (5.2 avg.) with five touchdowns and eight receptions for 58 yards (7.3 avg.)... Garnered his first career rushing touchdown at Duke (11/10)... Set career-high with three rushing scores and posted season highs in rushes (17) and rushing yards (93) vs. Western Carolina (11/17)... Registered 16 rushes for 83 yards (5.2 avg.) with one score vs. N.C. State (11/24).

HIGH SCHOOL: Williams attended Wallace-Rose Hill High School in Teachey, N.C., where he graduated with a 4.6 GPA and was named the valedictorian of his senior class... Finished his senior season with 2,271 rushing yards and 27 touchdowns while posting 363 receiving yards and five scores... Led his team to its fourth straight state title as a senior and won a track and field state title in the 4x100 meter relay in 2016.

PERSONAL: Williams majored in Sports Science at North Carolina... Javonte Williams was born on April 25, 2000, in Wallace, N.C.

WILLIAMS' COLLEGIATE RECORD — NORTH CAROLINA

Year	School	G	S	RUSHING					RECEIVING					SCORING				
				No.	Yds.	Avg.	LG	TD	No.	Yds.	Avg.	LG	TD	TD	TDr	Tdp	2pt	Pts.
2018	North Carolina	11	0	43	224	5.2	22	5	8	58	7.3	35	0	5	5	0	0	30
2019	North Carolina	13	1	166	933	5.6	40	5	17	176	10.4	26	1	6	5	1	0	36
2020	North Carolina	11	1	157	1,140	7.3	65	19	25	305	12.2	41	3	22	19	3	0	132
CAREER TOTALS		35	2	366	2,297	6.3	65	29	50	539	10.8	41	4	33	29	4	0	198



QUINN MEINERZ

77

OFFENSIVE LINEMAN

6-3 • 320 • WISCONSIN-WHITWATER

BORN: Nov. 15, 1998, in Hartford, Wis.

HIGH SCHOOL: Hartford (Wis.) Union High School

DRAFTED: Third Round (98th overall)

COLLEGE GAMES PLAYED/STARTED: 31/29

COLLEGE MAJOR: Business



MEINERZ AT A GLANCE:

- An interior offensive lineman who appeared in 31 games (29 starts) over three seasons (2017-19) at the University of Wisconsin-Whitewater.
- Became the fifth Division-III player to be selected in the top 100 of an NFL draft.
- Started all 15 games in 2019, helping the Warhawks lead the Wisconsin Intercollegiate Athletic Conference in rushing (195.7 ypg) and first downs (310), while averaging 30.1 points and 376.7 yards per game.
- Earned All-Wisconsin Intercollegiate Athletic Conference, *Associated Press* and American Football Coaches Association first-team honors in 2019.
- Opened all 14 games in 2018, helping an offensive line that led the WIAC in scoring (39.2 ppg), rushing (240.5 ypg) and total offense (435.8 ypg), while ranking in the top 25 in scoring, first downs (260) and passing yards per completion (15.1).
- Played two games during his true freshman season at Wisconsin-Whitewater in 2017, earning WIAC Scholastic Honor Roll honors.
- Prepped at Hartford (Wis.) Union High School, where he competed in football, track & field and wrestling, while earning honorable mention all-state for offensive and defensive linemen.
- Selected by the Broncos in the third round (98th overall) of the 2021 NFL Draft.



2020: Meinerz's 2020 collegiate season was canceled due to the COVID-19 pandemic.

2019: Meinerz started all 15 games played for Wisconsin-Whitewater, earning All-Wisconsin Intercollegiate Athletic Conference, *Associated Press* and American Football Coaches Association first-team honors... Helped the Warhawks lead the WIAC in rushing (195.7 ypg) and first downs (310), while averaging 30.1 points and 376.7 yards per game... Aided the team in advancing to Stagg Bowl XLVII, the Division-III national championship game... Won the team's Glen Wills Offensive Lineman Award along with the Most Valuable Player award... Named to WIAC Scholastic Honor Roll.

2018: Meinerz opened all 14 games for the Warhawks during his sophomore season... Named first team All-Wisconsin Intercollegiate Athletic Conference and was a National Strength and Conditioning Association All-American for his commitment to strength and conditioning... Helped the team lead the conference in scoring (39.2 ppg), rushing (240.5 ypg) and total offense (435.8 ypg), while ranking in the top 25 in scoring, first downs (260) and passing yards per completion (15.1).

2017: Meinerz played two games during his true freshman season... Named to the WIAC Scholastic Honor Roll.

HIGH SCHOOL: Meinerz attended Hartford (Wis.) Union High School, where he was named honorable mention all state for offensive and defensive linemen during his tenure... Competed in football, track & field and wrestling.

PERSONAL: Meinerz graduated from Wisconsin-Whitewater with a degree in business... Competed in the 2021 Senior Bowl... Quinn Meinerz was born on Nov. 15, 1998, in Hartford, Wis.

MEINERZ'S COLLEGIATE RECORD — WISCONSIN-WHITWATER

Year	School	G	S
2017	Wisconsin-Whitewater	2	0
2018	Wisconsin-Whitewater	14	14
2019	Wisconsin-Whitewater	15	15
CAREER TOTALS		31	29



BARON BROWNING

56

LINEBACKER

6-3 • 240 • OHIO STATE

BORN: Feb. 19, 1999, in Fort Worth, Texas

HIGH SCHOOL: Kennedale (Texas) High School

DRAFTED: Third Round (105th overall)

COLLEGE GAMES PLAYED/STARTED: 43/10

COLLEGE MAJOR: Communication



BROWNING AT A GLANCE:

- A linebacker who recorded 110 tackles (65 solo), seven sacks (37 yds.), three pass breakups, two forced fumbles and two fumble recoveries during his four seasons (2017-20) at Ohio State.
- Earned third-team All-Big Ten honors in 2020 after posting 30 tackles (20 solo), one sack (6 yds.), two pass breakups, two forced fumbles and two fumble recoveries in seven games played.
- Posted career bests in tackles (43), sacks (5) and sack yards (25) while adding one pass breakup in 12 games played in 2019.
- Appeared in 12 games in 2018, tallying 23 tackles (12 solo) and one sack (6 yds.).
- Saw action in 12 games during his true freshman season in 2017, collecting 14 tackles (7 solo).
- Prepped at Kennedale (Texas) High School, where he was a two-time first-team all-state honoree and the *Associated Press* 4A Defensive Player of the Year.
- Selected by the Broncos in the third round (105th overall) of the 2021 NFL Draft.



2020: Browning appeared in seven games (6 starts), finishing his senior season with 30 tackles (20 solo), one sack (6 yds.), two pass breakups, two forced fumbles and two fumble recoveries... Earned third-team All-Big Ten honors following his senior season... Tallied a season-high eight tackles (7 solo) vs. Indiana (11/21)... Posted one forced fumble and one pass breakup to go along with four tackles (3 solo) at Michigan State (12/5)... Saw action in each of Ohio State's playoff contests, recording two tackles (1 solo) against Clemson (1/1) in the Sugar Bowl and five tackles (4 solo), one sack (6 yds.) and one forced fumble against Alabama (1/11) in the national championship game.

2019: Browning saw action in 12 games (1 start), totaling career bests in tackles (43), sacks (5) and sack yards (25) while adding one pass breakup... Nabbed one sack vs. Miami (OH) (9/21)... Collected a season-high seven tackles (1 solo) and one half sack at Nebraska (9/28)... Posted one sack vs. Michigan State (10/5)... Tied season-high with seven tackles (4 solo) and added a season-best 1.5 sacks vs. Penn State (11/23)... Totaled a season-high-tying seven tackles (6 solo) at Michigan (11/30)... Registered one sack in the Fiesta Bowl against Clemson (12/28).

2017: Browning collected 23 tackles (12 solo) and one sack (6 yds.) in 12 games (3 starts) played... Recorded one sack vs. Tulane (9/22)... Had a season-high five tackles (4 solo) at Purdue (10/20)... Added one solo tackle in Ohio State's Rose Bowl game against Washington (1/1).


2016: Browning appeared in 12 games during his true freshman season, nabbing 14 tackles (7 solo)... Registered a season-high six tackles (2 solo) vs. Maryland (10/7)... Had one assisted tackle in the Buckeye's Cotton Bowl game vs. Southern California (12/29).

HIGH SCHOOL: Browning attended Kennedale (Texas) High School, where he was a two-time first-team all-state honoree and the *Associated Press* Defensive Player of the Year... Named a U.S. Army All-American and a finalist for the 2016 high school Butkus Award which is given to the nation's top linebacker... Tallied 81 tackles and 10 pass breakups as a senior while leading the team an 11-4 record and the Texas 4A state semifinals for the first time in school history... Also named to the Fort Worth Star Telegram all area team following his senior campaign.

PERSONAL: Browning majored in communication at Ohio State... Baron Browning was born on Feb. 19, 1999 in Fort Worth, Texas.

BROWNING'S COLLEGIATE RECORD — OHIO STATE

Year	School	G	S	UT	A	TT	S-Yds.	I-Yds.	PD	FF	FR	TD-Int.	TD-FR	S	Pts.
2017	Ohio State	12	0	7	7	14	0-0	0-0	0	0	0	0	0	0	0
2018	Ohio State	12	3	12	11	23	1-6	0-0	0	0	0	0	0	0	0
2019	Ohio State	12	1	26	17	43	5-25	0-0	1	0	0	0	0	0	0
2020	Ohio State	7	6	20	10	30	1-6	0-0	2	2	2	0	0	0	0
CAREER TOTALS		43	10	65	45	110	7-37	0-0	3	2	2	0	0	0	0



CADEN STERNS

30

SAFETY



6-1 • 207 • TEXAS

BORN: Nov. 2, 1999, in Cibolo, Texas

HIGH SCHOOL: Steele High School, Cibolo, Texas

DRAFTED: Fifth Round (152nd overall)

COLLEGE GAMES PLAYED/STARTED: 29/28

COLLEGE MAJOR: Sports Management

STERNS AT A GLANCE:

- A safety who started 28-of-29 games played at the University of Texas, totaling 172 tackles (119 solo), two sacks (5 yds.), five interceptions (33 yds.), eight pass breakups and one blocked kick during his collegiate career.
- Started all seven games played during his final campaign with the Longhorns in 2020, compiling 52 tackles (30 solo), one interception and three pass breakups.
- Named to the Academic All-Big 12 First Team in 2020, and was a preseason watch list candidate for the Bronko Nagurski Trophy and the Chuck Bednarik and Jim Thorpe awards.
- Saw action in nine games (8 starts) as a sophomore in 2019, posting 58 tackles (43 solo), one sack (2 yds.) and one pass breakup.
- Named Big 12 Defensive Freshman of the Year and first team All-Big 12, while becoming the first Longhorn true freshman defensive back to start the first 13 games of his career since S Blake Gideon in 2008.
- Tallied collegiate career highs in tackles (62), interceptions (4), interception yards (33) and pass breakups (4), while adding one sack (3 yds.) and one blocked kick during his freshman campaign.
- Prepped at Steele High School, where he totaled 235 tackles, 11 interceptions, one forced fumble and three fumble recoveries, while being named an All-American as well as an all-state and two-time all-district honoree.
- Selected by the Broncos in the fifth round (152nd overall) of the 2021 NFL Draft.



2020: Sterns started all seven games played during his final collegiate campaign, recording 52 tackles (30 solo), one interception and three pass breakups... Was chosen to the All-Big 12 Preseason Team and was named to the Academic All-Big 12 First Team... Was a preseason watch list candidate for the Bronko Nagurski Trophy and the Chuck Bednarik and Jim Thorpe awards... Posted one interception and added one pass breakup at Texas Tech (9/26)... Collected his first double-digit tackle effort of the season and posted 12 defensive stops (4 solo) vs. TCU (10/3)... Recorded a career-high 13 tackles (7 solo) vs. Iowa State (11/27).

2019: Sterns saw action in nine games (8 starts) as a sophomore in 2019, posting 58 tackles (43 solo), one sack (2 yds.) and one pass breakup... Named to the Jim Thorpe Award and Bronko Nagurski Trophy watch lists in the preseason, and was selected to the All-Big 12 Preseason Team... Recorded a season-high 12 tackles (10 solo) vs. Oklahoma State (9/21)... Registered eight tackles (7 solo) and one sack (2 yds.) at Iowa State (11/16)... Had eight tackles (6 solo) in the Valero Alamo Bowl vs. Utah (12/31).

2018: Sterns started all 13 games played as a freshman, tallying career highs in tackles (62), interceptions (4), interception yards (33) and pass breakups (4), while adding one sack (3 yds.) and one blocked kick... Named Big 12 Defensive Freshman of the Year and first team All-Big 12... Posted first interception of his career and added four tackles (3 solo) vs. Tulsa (9/8)... Tallied career-high two interceptions (33 yds.) and added five tackles (2 solo) vs. TCU (9/22)... Had one interception vs. Baylor (10/13)... Nabbed seven tackles (5 solo) and a career-high two pass breakups at Texas Tech (11/10)... Registered one sack (3 yds.) and added five solo tackles vs. Iowa State (11/17)... Collected a season-high eight tackles (5 solo) at Kansas (11/23).

HIGH SCHOOL: Prepped at Steele High School, where he totaled 235 tackles, 11 interceptions, one forced fumble and three fumble recoveries... Named an All-American as well as an all-state and two-time all-district honoree... Earned Defensive MVP honors in the 2018 U.S. Army All-American Bowl.

PERSONAL: Sterns majored in sports management... His brother, Jordan, played collegiately at Oklahoma State and was a member of the Kansas City Chiefs... Caden Sterns was born on Nov. 2, 1999, in Cibolo, Texas.

STERNS' COLLEGIATE RECORD — TEXAS

Year	School	G	S	UT	A	TT	S-Yds.	I-Yds.	PD	FF	FR	TD-Int.	TD-FR	S	Pts.
2018	Texas	13	13	46	16	62	1-3	4-33	4	0	0	0	0	0	0
2019	Texas	9	8	43	15	58	1-2	0-0	1	0	0	0	0	0	0
2020	Texas	7	7	30	22	52	0-0	1-0	3	0	0	0	0	0	0
CAREER TOTALS		29	28	119	53	172	2-5	5-33	8	0	0	0	0	0	0



JAMAR JOHNSON

41

SAFETY



6-1 • 197 • INDIANA

BORN: Nov. 22, 1999, in Sarasota, Fla.

HIGH SCHOOL: Riverview High School, Sarasota, Fla.

DRAFTED: Fifth Round (164th overall)

COLLEGE GAMES PLAYED/STARTED: 31/9

COLLEGE MAJOR: Liberal Studies

JOHNSON AT A GLANCE:

- A safety who played 31 games (9 starts) at Indiana University, totaling 70 tackles (53 solo), four sacks (31 yds.), seven interceptions (166 yds.; 1 TD), seven pass breakups and two forced fumbles during his collegiate career.
- Became the first Indiana safety since Eric Allen in 1996 to earn first-team All-Big Ten honors after posting 43 tackles (33 solo), four interceptions (94 yds.), four pass breakups and one forced fumble in eight games (all starts) in 2020.
- Played 13 games (1 start) for the Hoosiers in 2019, compiling 25 tackles (18 solo), three sacks (23 yds.), two interceptions (72 yds.; 1 TD), two pass breakups and one forced fumble.
- Saw action in 10 games at safety and on special teams in 2018, posting two solo tackles, one interception and one pass breakup.
- Prepped at Riverview High School, where he posted 62 tackles, one sack, six interceptions (1 TD), three forced fumbles and two fumble recoveries, while tallying 13 receptions for 219 yards with two touchdowns, nine carries for 112 yards and two scores and three special-teams TDs (2 PR; 1 KO) during his senior campaign.
- Selected by the Broncos in the fifth round (164th overall) of the 2021 NFL Draft.



2020: Johnson started all eight games he appeared in during his final collegiate campaign, recording 43 tackles (33 solo), four interceptions (94 yds.), four pass breakups and one forced fumble... Earned first-team All-Big Ten (media) and second-team All-Big Ten (coaches) honors, becoming the first Indiana safety to garner first-team honors since Eric Allen in 1996... Was tied for the team lead in interceptions (4) and finished second in tackles (43) and third in pass breakups (4)... Collected a career-high 10 tackles (7 solo), one interception (17 yds.) and one forced fumble vs. Penn State (10/24), earning Big Ten co-Defensive Player of the Week honors... Had five solo tackles, one sack (8 yds.), two interceptions (57 yds.) and one pass breakup at Ohio State (11/21)... Recorded one interception (20 yds.), one pass breakup and added four tackles (3 solo) at Wisconsin (12/5)... Posted nine tackles (8 solo) and one pass breakup in the Outback Bowl vs. Mississippi (1/2).

2019: Johnson played 13 games (1 start) for the Hoosiers in 2019, compiling 25 tackles (18 solo), three sacks (23 yds.), two interceptions (73 yds.; 1 TD), two pass breakups and one forced fumble... Tallied one sack (7 yds.) vs. Ball State (8/31)... Posted a season-high six tackles vs. Connecticut (9/21)... Nabbed a sack (11 yds.) and had three tackles (2 solo) at Maryland (11/2)... Recorded a sack (5 yds.) and one forced fumble at Nebraska (10/26)... Registered one interception (9 yds.) and one pass breakup at Purdue (11/30)... Recorded first defensive TD in Indiana postseason history and had a 63-yard interception return in the TaxSlayer Gator Bowl vs. Tennessee (1/2).

2018: Johnson saw action in 10 games at safety and on special teams, totaling two solo tackles, one interception and one pass breakup... Had a pass breakup vs. Michigan State (9/22)... Recorded first career interception at Rutgers (9/29).

HIGH SCHOOL: Prepped at Riverview High School, where he posted 62 tackles, one sack, six interceptions (1 TD), three forced fumbles and two fumble recoveries, while tallying 13 receptions for 219 yards with two touchdowns, nine carries for 112 yards and two scores and three special-teams TDs (2 PR; 1 KO) during his senior campaign... Lettered four times in track and field.

PERSONAL: Johnson majored in liberal studies at Indiana University... Jamar Johnson was born on Nov. 22, 1999, in Sarasota, Fla.

JOHNSON'S COLLEGIATE RECORD — INDIANA

Year	School	G	S	UT	A	TT	S-Yds.	I-Yds.	PD	FF	FR	TD-Int.	TD-FR	S	Pts.
2018	Indiana	10	0	2	0	2	0-0	1-0	1	0	0	0	0	0	0
2019	Indiana	13	1	18	7	25	3-23	2-72	2	1	0	1	0	0	6
2020	Indiana	8	8	33	10	43	1-8	4-94	4	1	0	0	0	0	0
CAREER TOTALS		31	9	53	17	70	4-31	7-166	7	2	0	1	0	0	6



SETH WILLIAMS

19

WIDE RECEIVER

6-3 • 211 • AUBURN

BORN: April 10, 2000, in Cottondale, Ala.

HIGH SCHOOL: Bryant High School, Tuscaloosa, Ala.

DRAFTED: Sixth Round (219th overall)

COLLEGE GAMES PLAYED/STARTED: 36/27

COLLEGE MAJOR: Liberal Arts



WILLIAMS AT A GLANCE:

- A wide receiver who started 27-of-36 games played at Auburn University, totaling 132 receptions for 2,124 yards (16.1 avg.) with 17 touchdowns.
- Finished his collegiate career ranked third in school history in receiving touchdowns (17), fourth in receiving yards (2,124) and seventh in receptions (132).
- Started all 11 games played for Auburn in 2020, totaling 47 receptions for 760 yards (16.2 avg.) with four touchdowns after being named to the Biletnikoff and Maxwell Award preseason watch lists.
- Set collegiate career highs in receptions, yards and touchdowns in 2019, posting 59 catches for 830 yards (14.1 avg.) with eight scores in 12 games (7 starts) with the Tigers.
- Saw action in 13 games (9 starts) during his true freshman season, recording 26 receptions for 534 yards (20.5 avg.) with five receiving scores.
- Prepped at Bryant High School, where he played football, led the boys basketball team to an Alabama Class 6A state championship in 2017, was an all-state honoree in basketball and a state medalist in the long jump and high jump.
- Selected by the Broncos in the sixth round (219th overall) of the 2021 NFL Draft.



2020: Williams started all 11 games played during his final collegiate campaign at Auburn, recording 47 receptions for 760 yards (16.2 avg.) with four touchdowns... Finished his collegiate career ranked third in school history in receiving touchdowns (17), fourth in receiving yards (2,124) and seventh in receptions (132)... Named to the Biletnikoff and Maxwell Award preseason watch lists... Tied career high with two touchdowns and added six receptions for 112 yards (18.7 avg.) vs. Kentucky (9/26)... Earned SEC Offensive Player of the Week after setting season highs in receptions (8) and receiving yards (150) while adding the game-winning 58-yard touchdown at Mississippi (10/24)... Posted three receptions for 57 yards (19.0 avg.) with one touchdown at Mississippi State (12/12)... Nabbed five catches for 72 yards (14.4 avg.) in the Citrus Bowl vs. Northwestern (1/1).

2019: Williams appeared in 12 games (7 starts) for the Tigers, posting career highs in receptions, yards and touchdowns... Recorded 59 catches for 830 yards (14.1 avg.) with eight scores... Recorded one score vs. Oregon (8/31) and at Texas A&M (9/21)... Tied career high with two touchdowns and totaled eight receptions for a career-high 161 yards (20.1 avg.) vs. Mississippi State (9/28)... Collected four catches for 79 yards (19.8 avg.) with one touchdown at Florida (10/5)... Registered a career-high-tying two touchdowns to go with four receptions for 90 yards (22.5 avg.) at Arkansas (10/19)... Tallied four catches for 65 yards (16.3 avg.) with one touchdown at Louisiana State (10/26)... Nabbed a career-high 13 receptions for 121 yards (9.3 avg.) vs. Georgia (11/16).

2018: Williams saw action in 13 games (9 starts) as a true freshman at Auburn, tallying 26 catches for 534 yards (20.5 avg.) with six touchdowns... Nabbed one touchdown and had two catches for 60 yards (30.0 avg.) vs. Southern Mississippi (9/29)... Had five catches for 85 yards (17.0 avg.) with one score vs. Tennessee (10/13)... Set career-high with two touchdowns vs. Texas A&M (11/3)... Totaled five catches for 109 yards (21.8 avg.) with one score vs. Liberty (11/24).

HIGH SCHOOL: Williams prepped at Bryant High School, where he played football, led the boys basketball team to an Alabama Class 6A state championship in 2017, was an all-state honoree in basketball and a state medalist in the long jump and high jump.

PERSONAL: Williams graduated from Auburn with a degree in liberal arts... Seth Williams was born on April 10, 2000, in Cottondale, Ala.

WILLIAMS' COLLEGIATE RECORD — AUBURN

Year	School	G	S	No.	RECEIVING				TD	No.	RUSHING				TD	SCORING			
					Yds.	Avg.	LG				Yds.	Avg.	LG			TDr	Tdp	2pt	Pts.
2018	Auburn	13	9	26	534	20.5	62	5	0	0	0	—	—	0	5	5	0	0	30
2019	Auburn	12	7	59	830	14.1	48	8	0	0	0	—	—	0	8	8	0	0	48
2020	Auburn	11	11	47	760	16.2	58	4	0	0	0	—	—	0	4	4	0	0	24
CAREER TOTALS		36	27	132	2,124	16.1	62	17	0	0	0	—	—	0	17	17	0	0	102



KARY VINCENT JR.

35

CORNERBACK



5-10 • 189 • LOUISIANA STATE

BORN: Feb. 27, 1999, in Houston

HIGH SCHOOL: Port Arther Memorial High School, Houston

DRAFTED: Seventh Round (237th overall)

COLLEGE GAMES PLAYED/STARTED: 39/19

COLLEGE MAJOR: Sports Administration

VINCENT JR. AT A GLANCE:

- A cornerback who appeared in 39 games (19 starts) in three seasons at Louisiana State University, recording 87 tackles (60 solo), one sack (8 yds.), six interceptions (45 yds.) and 16 pass breakups.
- Played two collegiate sports, doubling as a sprinter on LSU's SEC Champion 4x100 meter relay team in 2018 and '19.
- Was a member of the Tigers' 2019 national championship team, compiling 47 tackles (36 solo), four interceptions (45 yds.) and nine pass breakups in 15 games (9 starts) played.
- Opened 7-of-13 games played in 2018, totaling 31 tackles (20 solo), one sack (8 yds.), one interception and six pass breakups.
- Saw action in 11 games (3 starts) during his true freshman season, collecting nine tackles (4 solo), one interception and one pass breakup.
- Prepped at Port Arther Memorial High School, where he recorded seven interceptions (3 TDs), one sack and seven pass breakups during his senior campaign, while being a two-time 6A Texas state champion in the 200-meter track & field competition.
- Selected by the Broncos in the seventh round (239th overall) of the 2021 NFL Draft.



2020: Vincent Jr. opted out of the 2020 season due to the COVID-19 pandemic.

2019: Vincent Jr. was a member of the Tigers' national championship team, compiling 47 tackles (36 solo), four interceptions (45 yds.) and nine pass breakups in 15 games (9 starts) played... Recorded an interception (5 yds.) vs. Utah State (10/5)... Garnered a career-high eight tackles (7 solo) at Mississippi State (10/19)... Had one interception (40 yds.) and added four tackles (2 solo) at Ole Miss (11/16)... Posted one interception, tied career-high with two passes defended and had four tackles (2 solo) vs. Texas A&M (11/30)... Collected one interception, one pass breakup and four solo tackles in the Peach Bowl vs. Oklahoma (12/28)... Nabbed three solo tackles in the College Football Playoff Championship vs. Clemson (1/13).

2018: Vincent Jr. Opened 7-of-13 games played in 2018, totaling 31 tackles (20 solo), one sack (8 yds.), one interception and six pass breakups... Registered a season-high seven tackles (3 solo) and one pass breakup vs. Georgia (10/13)... Tallied one sack (8 yds.), one interception, a career-high two pass breakups and three solo tackles at Arkansas (11/10)... Added one solo tackle in the Fiesta Bowl vs. UCF (1/1).

2017: Vincent Jr. saw action in 11 games (3 starts) during his true freshman season at LSU, collecting nine tackles (4 solo), one interception and one pass breakup... Tallied one interception and added two solo tackles vs. Chattanooga (9/9)... Posted a season-high three solo tackles at Mississippi State (9/16)... Tied season-high with three tackles (1 solo) vs. Syracuse (9/23).

HIGH SCHOOL: Vincent Jr. prepped at Port Arther Memorial High School, where he recorded seven interceptions (3 TDs), one sack and seven pass breakups during his senior campaign... Was a two-time 6A Texas state champion in the 200-meter track and field competition.

PERSONAL: Vincent Jr. is the son of the late Kary Vincent Sr., who played wide receiver at Texas A&M and was a sixth-round draft pick of the New England Patriots in 1992... Majored in sports administration at Louisiana State... Kary Vincent Jr. was born on Feb. 27, 1999, in Houston.

VINCENT JR.'S COLLEGIATE RECORD — LOUISIANA STATE

Year	School	G	S	UT	A	TT	S-Yds.	I-Yds.	PD	FF	FR	TD-Int.	TD-FR	S	Pts.
2017	Louisiana State	11	3	4	5	9	0-0	1-0	1	0	0	0-0	0-0	0	0
2018	Louisiana State	13	7	20	11	31	1-8	1-0	6	0	0	0-0	0-0	0	0
2019	Louisiana State	15	9	36	11	47	0-0	4-45	9	0	0	0-0	0-0	0	0
CAREER TOTALS		39	19	60	27	87	1-8	6-45	16	0	0	0-0	0-0	0	0



JONATHON COOPER

53

LINEBACKER

6-4 • 257 • OHIO STATE

BORN: Jan. 8, 1998, in Gahanna, Ohio

HIGH SCHOOL: Lincoln High School, Gahanna, Ohio

DRAFTED: Seventh Round (239th overall)

COLLEGE GAMES PLAYED/STARTED: 45/25

COLLEGE MAJOR: Consumer and Family Financial Studies



COOPER AT A GLANCE:

- A linebacker who played 45 games (26 starts) during his collegiate career at Ohio State University (2016-20), collecting 75 tackles (44 solo), 10 sacks (66 yds.), two pass breakups, one forced fumble and two fumble recoveries.
- Selected as an all-Big Ten honoree on two occasions, including third-team recognition in 2020.
- Became the first player in Ohio State history to wear the "Block O" jersey which is given to a player who best represents the legacy of former Buckeye Bill Willis and exhibits selfless, player-driven leadership qualities.
- Started all eight games played in 2020, tallying 24 tackles (12 solo), 3.5 sacks (29 yds.), one pass breakup and one forced fumble.
- Limited to just four games (all starts) as a true senior in 2019 before suffering a season-ending injury and electing to redshirt.
- Opened all 13 games in 2018, posting a career-high 25 tackles (14 solo) to go along with 2.5 sacks (9 yds.) and one fumble recovery.
- Tallied 15 tackles (11 solo), two sacks (17 yds.) and one fumble recovery in 14 games played in 2017.
- Appeared in six games as a true freshman, adding six tackles (2 solo) and one sack (5 yds.).
- Prepped at Lincoln High School in Gahanna, Ohio, where he was named the state's Defensive Player of the Year while being selected to the All-USA Ohio football team as a senior.
- Selected by the Broncos in the seventh round (239th overall) of the 2021 NFL Draft.



2020: Cooper started all eight games played, compiling 24 tackles (12 solo), 3.5 sacks (29 yds.), one pass breakup and one forced fumble... Tallied one sack and one pass breakup vs. Indiana (11/21)... Posted a season-high six tackles (5 solo) and one sack vs. Northwestern (12/19)... Tallied one sack in the Sugar Bowl at Clemson (1/1)... Added two tackles (1 solo) in the national championship game at Alabama (1/11).

2019: Cooper was limited to just four games (all starts) during his true senior season before suffering a season-ending injury and electing to redshirt.

2018: Cooper opened all 13 games in 2018, compiling 25 tackles (24 solo), 2.5 sacks (9 yds.) and one fumble recovery... Recorded a season-high four tackles (1 solo) and one sack at TCU (9/15)... Added one sack vs. Michigan (11/24)... Totaled three solo tackles in the Rose Bowl vs. Washington (1/1).

2017: Cooper tallied 15 tackles (11 solo), two sacks (17 yds.) and one fumble recovery in 14 games played... Collected a career-high two sacks vs. Illinois (11/18)... Saw action in Ohio State's Cotton Bowl game vs. Southern California (12/29)... Tallied a season-high three tackles on three occasions.

2017: Cooper appeared in six games as true freshman, garnering six tackles (2 solo) and one sack (5 yds.)... Registered his first career sack at Maryland (11/12).

HIGH SCHOOL: Cooper attended Lincoln High School in Gahanna, Ohio, where he was named *USA Today's* Ohio Defensive Player of the Year while being selected to the All-USA Ohio football team as a senior... Selected to the *Associated Press* all-state team as a senior.

PERSONAL: Cooper majored in consumer and family financial studies at Ohio State... Jonathon Cooper was born on Jan. 8, 1998, in Gahanna, Ohio.

COOPER'S COLLEGIATE RECORD — OHIO STATE

Year	School	G	S	UT	A	TT	S-Yds.	I-Yds.	PD	FF	FR	TD-Int.	TD-FR	S	Pts.
2016	Ohio State	6	0	2	4	6	1-5	0-0	0	0	0	0	0	0	0
2017	Ohio State	14	0	11	4	15	2-17	0-0	0	0	1	0	0	0	0
2018	Ohio State	13	13	14	11	25	2.5-9	0-0	0	0	1	0	0	0	0
2019	Ohio State	4	4	5	0	5	1-6	0-0	1	0	0	0	0	0	0
2020	Ohio State	8	8	12	12	24	3.5-29	0-0	1	1	0	0	0	0	0
CAREER TOTALS		45	25	44	31	75	10-66	0-0	2	1	2	0-0	0-0	0	0



MARQUISS SPENCER

51

DEFENSIVE END



6-4 • 300 • MISSISSIPPI STATE

BORN: July 16, 1997, Greenwood, Miss.

HIGH SCHOOL: Greenwood (Miss.) High School

DRAFTED: Seventh Round (253rd overall)

COLLEGE GAMES PLAYED/STARTED: 51/22

COLLEGE MAJOR: Interdisciplinary Studies

SPENCER AT A GLANCE:

- A defensive end who played five collegiate seasons (2016-20) at Mississippi State totaling, 106 tackles (53 solo), seven sacks (39 yds.), one interception (27 yds.), three pass breakups, three forced fumbles and three fumble recoveries.
- Started all nine games played with the Bulldogs in 2020, compiling 30 tackles (16 solo), a career-high three sacks (18 yds.), one interception (27 yds.) and one forced fumble.
- Opened all 13 games at MSU in 2019, tallying a career-high 37 tackles (22 solo), two sacks (6 yds.), one pass breakup and two forced fumbles.
- Played four games in 2018 before receiving a medical redshirt due to injury.
- Tallied 19 tackles (5 solo), one sack (6 yds.), two pass breakups and two fumble recoveries in 13 games played in 2017.
- Appeared in 12 games during his true freshman season in 2016, posting 17 games (9 solo), one sack (9 yds.) and one fumble recovery.
- Named to the SEC Academic Honor Roll on three occasions (2017, '19-20).
- Prepped at Greenwood (Miss.) High School, where he recorded 145 tackles, 27 tackles for loss, 21 sacks, one interception, four forced fumbles and three fumble recoveries as a senior.
- Selected by the Broncos in the seventh round (253rd overall) of the 2021 NFL Draft.



2020: Spencer started all nine games played as a redshirt senior, compiling 30 tackles (16 solo), three sacks (18 yds.), one interception (27 yds.) and one forced fumble... Tallied career-high two sacks (10 yds.) at LSU (9/26)... Posted season-high five tackles (3 solo) and one forced fumble vs. Arkansas (10/3)... Nabbed first career interception (27 yds.) vs. Vanderbilt (11/7).

2019: Spencer opened all 13 games, recording a career-high 37 tackles (22 solo) to go along with two sacks (6 yds.), one pass breakup and two forced fumbles... Totaled a forced fumble at Louisiana (8/31)... Registered one sack (5 yds.) and one forced fumble vs. Southern Miss (9/7)... Posted career-high six solo tackles at Texas A&M (10/26)... Added one sack in the Music City Bowl vs. Louisville (12/30).

2018: Spencer appeared in four games before receiving a medical redshirt due to injury.

2017: Spencer totaled 19 tackles (5 solo), one sack (6 yds.), two pass breakups and two fumble recoveries in 13 games played... Had one half sack (2 yds.) vs. LSU (9/16)... Collected one fumble recovery vs. BYU (10/14)... Totaled one half sack (4 yds.) and one fumble recovery at Arkansas (11/18).

2016: Spencer played 12 games, adding 17 tackles (9 solo), one sack (9 yds.) and one fumble recovery during his true freshman season... Nabbed first sack of his career (9 yds.) vs. Auburn (10/8)... Posted season-high five tackles (4 solo) at BYU (10/14)... Added one fumble recovery at Kentucky (10/22).

HIGH SCHOOL: Spencer prepped at Greenwood (Miss.) High School, where he helped lead the school to the Class 4A north state title game in 2015... Registered 145 tackles, 27 tackles for loss, 21 sacks, one interception, four forced fumbles and three fumble recoveries as a senior... Tallied 148 tackles, 32 tackles for loss, 23 sacks, five forced fumbles and five fumble recoveries during his junior season in 2014... Lettered in baseball and basketball.

PERSONAL: Spencer graduated from Mississippi State with a degree in interdisciplinary studies... Marquiss Spencer was born on July 16, 1997, in Greenwood, Miss.

SPENCER'S COLLEGE RECORD — MISSISSIPPI STATE

Year	School	G	S	UT	A	TT	S-Yds.	I-Yds.	PD	FF	FR	TD-Int.	TD-FR	S	Pts.
2016	Mississippi State	12	0	9	8	17	1-9	0-0	0	0	1	0	0	0	0
2017	Mississippi State	13	0	5	14	19	1-6	0-0	2	0	2	0	0	0	0
2018	Mississippi State	4	0	1	2	3	0-0	0-0	0	0	0	0	0	0	0
2019	Mississippi State	13	22	15	37	26	0-0	0-0	1	2	0	0	0	0	0
2020	Mississippi State	9	9	16	14	30	3-18	1-27	0	1	0	0	0	0	0
CAREER TOTALS		51	22	53	53	106	7-39	1-27	3	3	3	0	0	0	0

COLLEGE FREE AGENTS

88 **SHAUN BEYER** 6-5 • 248 • IOWA

TIGHT END

Shaun Beyer is a rookie tight end from the University of Iowa who played 35 games (8 starts) during his collegiate career for the Hawkeyes... Transitioned from wide receiver to tight end following his redshirt freshman season in 2016... Earned Academic All-Big Ten honors four times (2017-20)... Totaled 18 receptions for 275 yards (15.3 avg.) with one score during his career... Posted 11 receptions for 158 yards (14.4 avg.) with one score in eight games played as a senior... Saw action in all 13 games (8 starts) in 2019, tallying seven catches for 117 yards (16.7 avg.)... Prepped at Kennedy High School in Cedar Rapids, Iowa, where he was a three-year football letterman as a tight end, wide receiver, linebacker, safety and punter... Earned elite first-team all-state honors as a utility player during his senior year, and was named Class 4A Player of the Year and All-Metro Player of the Year... Was first-team all-conference as a junior and senior... Tallied 43 receptions for 853 yards (19.8 avg.) with 11 touchdowns during his high school senior season to go along with 60 rushing attempts for 682 yards (11.4 avg.) and five scores... Completed 5-of-8 passes for 41 yards and averaged 44.6 yards per punt on 36 attempts... Shaun Beyer was born on Nov. 11, 1996.

84 **DEVONTRES DUKES** 6-4 • 216 • SOUTH FLORIDA

WIDE RECEIVER

DeVontres Dukes is a rookie wide receiver from the University of South Florida who played 34 games (6 starts) during his four seasons with the Bulls... Recorded 32 receptions for 400 yards (12.5 avg.) with five touchdowns and added eight tackles (6 solo) on defense... Played in all nine games (6 starts) with USF in 2020, posting 24 catches for 297 yards (12.4 avg.) with four scores... Led the team in touchdown catches (4) and finished second on the team in receptions (24) in 2020... Prepped at Wharton High School in Tampa, Fla., where he was two-year letterman for the Wildcats... Led his team to an 8-2 record during his senior season, totaling 41 receptions for 780 yards (19.0 avg.) with 14 touchdowns... Was an honorable mention for the Hillsborough All-County Team following his final high school campaign... DeVontres Dukes was born on June 18, 1997.

78 **DREW HIMMELMAN** 6-10 • 315 • ILLINOIS STATE

TACKLE

Drew Himmelman is a rookie offensive tackle from Illinois State University who played 37 games (35 starts) at left tackle during his collegiate career... Appeared in two games in 2020 before the Redbirds elected to opt out of the remainder of the spring season... Started all 15 games in 2019, earning Missouri Valley Football Conference first-team all-conference and all-academic honors... Named two-time MVFC Offensive Lineman of the Week in 2019 and was graded above 90 percent for the season... Earned first-team FCS All-America honors from the American Football Coaches Association, STATS FCS and *Associated Press* in 2019... Was an All-America first-team selection and All-Missouri Valley Conference second-team pick following his sophomore season... Started all 11 games in 2018 and was named MVFC Offensive Lineman of the Week on one occasion... Garnered HERO Sports FCS Freshman All-American accolades following his redshirt freshman season, where he started all nine games played... Prepped at Geneseo (Ill.) High School, where he was a two-year varsity starter and an all-state honorable mention following his senior season... Recorded 55 tackles and nine sacks in 2015 to go along with 17 receptions for 356 yards (21.0 avg.) with six touchdowns... Earned all-conference and Quad Cities All-Metro Team honors during his senior campaign... Was also a standout in basketball and baseball... Drew Himmelman was born on Sept. 19, 1996.

80 **WARREN JACKSON** 6-6 • 215 • COLORADO STATE

WIDE RECEIVER

Warren Jackson is a rookie wide receiver from Colorado State University who appeared in 33 games (13 starts) during his collegiate career... Totaled 124 receptions for 1,789 yards (14.4 avg.) with 14 touchdowns... Opted out of the 2020 season following the Mountain West's initial decision to cancel its season... Was a first-team All-Mountain West selection after leading the team with 77 receptions for 1,119 yards (14.5 avg.) with eight touchdowns in 2019... His 77 catches were the fifth-most by a Ram in a single season... Won MW Player of the Week honors during his junior campaign... Ranked third on the team with 32 catches and tallied 405 yards (12.7 avg.) with four touchdowns after playing 10 games (3 starts) in 2018... Recorded 15 receptions for 265 yards (17.7 avg.) with two touchdowns as a true freshman... Was one of just five true freshman to play all 13 games that season... Prepped at Bishop Alemany High School in Los Angeles, where he recorded 57 catches for 955 yards (16.8 avg.) with seven touchdowns as a senior... Earned first-team all-league honors and was the team's selected MVP in 2016... Warren Jackson was born on June 16, 1999.

69 NOLAN LAUFENBERG

6-3 • 315 • AIR FORCE

GUARD

Nolan Laufenberg is a rookie guard from Air Force Academy who played 30 games in three seasons with the Falcons... Saw action in five games during his final season in 2020... Played in all 13 games (12 starts) in 2019 and opened the final nine games of the season... Earned first-team all-Mountain West honors and was named first-team all-Colorado by the National Football Foundation... Garnered All-American honors in 2019, becoming the academy's first offensive lineman to be selected since 2002 and the first player on offense since 2007... Started 9-of-12 games played in 2018, including seven straight to end the season... Helped anchor an offensive line that led the conference and ranked fifth nationally in rushing yards per game (283.5)... Was also part of an offensive line that surrendered just seven sacks, which was tops in the Mountain West and second nationally... Prepped at Castle View High School in Castle Rock, Colo., where he lettered three years in football and baseball, and two years in basketball... Was a three-year all-conference honoree in football on offense, earning first-team accolades twice... Completed Operations Air Force and was on the cadet cadre for survival training during the summer of 2019... Nolan Laufenberg was born on March 25, 1999.

86 BRANDEN MACK

6-5 • 220 • TEMPLE

WIDE RECEIVER

Branden Mack is a rookie wide receiver from Temple University who appeared in 46 games in four seasons with the Owls... Recorded 131 receptions for 1,819 yards (13.9 avg.) with 15 touchdowns to go along with six rushes for 33 yards (5.5 avg.)... Also completed 2-of-4 passes for 42 yards and tallied two punt returns for 35 yards (17.5 avg.)... Finished his collegiate career fifth all time on Temple's receiving touchdowns list... Played seven games in 2020, posting 26 catches for 291 yards (11.2 avg.) with three scores... Saw action in all 13 games for the third consecutive year in 2019, recording career bests in receptions (59), receiving yards (904), yards per catch (15.3) and touchdowns (7)... Posted 44 catches for 601 yards (13.7 avg.) with five scores during his sophomore campaign in 2018... Tallied two catches for 23 yards (11.5 avg.) during his redshirt freshman campaign in 2017... Prepped at Cheltenham High School in Wyncote, Pa., where he played quarterback, running back, defensive back, kicker and punter... Threw for 1,500 yards and ran for 1,050 yards, earning him all-conference, all-region and all-city honors as a senior... Tallied 12 career interceptions during his high school career... Also lettered in basketball and track... Branden Mack was born on Aug. 23, 1998.

49 MAC MCCAIN III

6-0 • 175 • NORTH CAROLINA A&T

CORNERBACK

Mac McCain III is a rookie cornerback from North Carolina A&T who started all 29 games in three seasons with the Aggies... Recorded 113 tackles (87 solo), eight interceptions (374 yds., 2TDs), 22 pass breakups, one forced fumble and two fumble recoveries during his career... Started all 9 games for North Carolina A&T in 2019, posting 26 tackles (21 solo), six pass breakups, one forced fumble and two fumble recoveries... Earned second-team All-MEAC honors following the season... Earned first-team All-MEAC honors for the second straight season after totaling 37 tackles (29 solo), two interceptions (100 yds., 1TD) and eight pass breakups in 2018... Named a sophomore All-American by Hero Sports following the season... Opened all 12 games in 2017, tallying 40 tackles (27 solo), six interceptions (274 yds., 1TD) and eight pass breakups... Names FCS National Player of the Week by STATS FCS, MEAC Defensive Player of the Week and Rookie of the Week during his freshman campaign... Prepped at Dudley High School in Greensboro, N.C., where he compiled 96 tackles over his junior and senior seasons... Earned *News-Record* All-Area honorable mention honors as a

91 ANDRE MINTZE

6-3 • 246 • VANDERBILT

OUTSIDE LINEBACKER

senior... Mac McCain III was born on Feb. 6, 1998.

Andre Mintze is a rookie outside linebacker from Vanderbilt University who started 18-of-43 games over his career... Posted 75 tackles (44 solo), 8.5 sacks (51 yds.), one pass breakup, three forced fumbles and one fumble recovery during his career... Played all nine games (8 starts) in 2020, collecting 21 tackles (11 solo), four sacks (25 yds.), one pass breakup, two forced fumbles and one fumble recovery... Named to the SEC Academic Honor Roll and SEC Community Service Team during his final season... Saw action in 12 games (9 starts) in 2019, totaling career bests in tackles (40) and sacks (4.5) while adding one forced fumble... Was the Vanderbilt Athletics Godfrey Dillard Courage Award recipient and was nominated for the Jason Witten Collegiate Man of the Year award... Prepped at Imhotep Institute Charter High School in Philadelphia, where he as a two-year defensive starter... Led his team to a 15-0 record and a PIAA 3A state championship as a senior... Tallied 53 tackles, 14 sacks and 23 tackles for loss during his final high school campaign... Selected to the all-state and all-metro teams in 2015... Andre Mintze was born on Sept. 10, 1998.

43 ADAM PRENTICE

6-0 • 245 • SOUTH CAROLINA

FULLBACK

Adam Prentice is a rookie full back who played three seasons at Colorado State University before transferring to the University of South Carolina prior to his final collegiate campaign... Totaled 47 contests in his career, compiling 18 rushes for 65 yards (3.6 avg.) to go along with 20 receptions for 128 yards (6.5 avg.) with one score... Saw action in 10 games with the Gamecocks in 2020, totaling two receptions for 13 yards (6.5 avg.)... Played 12 games (2 starts) for the Rams in 2019, posting seven receptions for 44 yards (6.3 avg.)... Notched 16 rushes for 62 yards (3.9 avg.) and four catches for 26 yards (6.5 avg.) in 12 games (6 starts) played at CU in 2018... Compiled seven catches for 45 yards (6.4 avg.) with one touchdown during his first collegiate season in 2017... Prepped at Clovis (Calif.) High School, where he earned three varsity letters in football and wrestling, and two in track... Was a national champion wrestler, in addition to earning two state titles... Adam Prentice was born on Jan. 16, 1997.

63 CURTIS ROBINSON

6-3 • 235 • STANFORD

INSIDE LINEBACKER

Curtis Robinson is a rookie inside linebacker from Stanford University who appeared in 45 games (17 starts) over five seasons with the Cardinals... Was a two-time All-Pac 12 honorable mention (2019-20), and was the recipient of the Al Masters Award (2020) and Jack Huston Award (2019).... Compiled 144 tackles (84 solo), three sacks (28 yds.), one interception (6 yds.), five pass breakups, two forced fumbles, one fumble recovery and one blocked kick during his collegiate career... Started all six games in 2020, posting 44 tackles (31 solo), one pass breakup, one forced fumble and one fumble recovery... Totaled career bests in tackles (64), sacks (2) and pass breakups (3) while adding his first career forced fumble in 2019... Played two games in 2018, but redshirted the remainder of the season... Saw action in 12 games in 2017, collecting 23 tackles (10 solo), one interception (6 yds.), one pass breakup and one blocked kick... Registered 13 tackles (6 solo) and one sack (21 yds.) during his freshman campaign in 2016... Prepped at Mater Dei High School, in Santa Ana, Calif., where he earned three varsity letters in football... Was named to the all-area, all-league, all-county and all-state teams in 2015, while being selected to the Los Angeles all-area first team... Curtis Robinson was born on June 2, 1998.



BRONCOS COLLEGE FREE AGENT HISTORY

At least one rookie college free agent has made the Broncos' active roster out of training camp in 16 of the last 17 years.

Cornerback Essang Bassey made Denver's Week 1 roster in 2020 to become the 24th rookie college free agent to make the team out of training camp since 1997.

Included in Denver's key CFA signings are three Pro Bowl players: Cornerback Chris Harris Jr. (2011) from the University of Kansas, running back C.J. Anderson (2013) from the University of California and running back Phillip Lindsay (2018) from the University of Colorado.



BRONCOS BREAKDOWN BY POSITION

Players listed alphabetically

OFFENSE

QUARTERBACK

Teddy Bridgewater
Drew Lock
Brett Rypien

RUNNING BACK

LeVante Bellamy
Mike Boone
Damarea Crockett
Royce Freeman
Melvin Gordon III
Adam Prentice
Javonte Williams

TIGHT END

Andrew Beck
Shaun Beyer
Noah Fant
Austin Fort
Albert Okwuegbunam
Eric Saubert

WIDE RECEIVER

Trinity Benson
Tyrie Cleveland
Amara Darboh
DeVontres Dukes
KJ Hamler
Kendall Hinton
Warren Jackson
Jerry Jeudy
Branden Mack
Tim Patrick
De'Mornay Pierson-El
Diontae Spencer
Courtland Sutton
Seth Williams
Damion Willis

OFFENSIVE LINE

Calvin Anderson
Quinn Bailey
Garrett Bolles
Cody Conway
Lloyd Cushenberry III
Cam Fleming
Graham Glasgow
Drew Himmelman
Nolan Laufenberg
Bobby Massie
Quinn Meinerz
Patrick Morris
Netane Muti
Dalton Risner
Austin Schlottmann

DEFENSE

DEFENSIVE LINE

McTelvin Agim
Jonathan Harris
Shelby Harris
Dre'Mont Jones
Isaiah Mack
Mike Purcell
Deyon Sizer
Marquiss Spencer
Shamar Stephen
DeShawn Williams

LINEBACKER

Baron Browning
Bradley Chubb
Jonathan Cooper
Josey Jewell
Alexander Johnson
Peter Kalambayi
Von Miller
Andre Mintze
Malik Reed
Curtis Robinson
Justin Strnad
Pita Taumoepeau
Derrek Tuszka
Josh Watson

CORNERBACK

Essang Bassey
Bryce Callahan
Ronald Darby
Duke Dawson Jr.
Kyle Fuller
Nate Hairston
Mac McCain III
Parnell Motley
Michael Ojemudia
Pat Surtain II
Kary Vincent Jr.

SAFETY

Kareem Jackson
Jamar Johnson
P.J. Locke
Trey Marshall
Justin Simmons
Caden Sterns

SPECIAL TEAMS

PLACE KICKER

Brandon McManus

PUNTER

Sam Martin

SNAPPER

Jacob Bobenmoyer

Rookies and first-year players are displayed in italics
Position assignments are tentative as of June 30, 2021.

PRONUNCIATION GUIDE

McTelvin Agim (UH-geem)
Essang Bassey (EE-sang BASS-ee)
Jacob Bobenmoyer (BO-ben-moyer)
Garrett Bolles (BOWLS)
Amara Darboh (uh-MAR-uh DAR-bow)
Graham Glasgow (glass-gow)
Jerry Jeudy (Judy)
Josey Jewell (joe-ZEE)
Peter Kalambayi (CAL-am-BYE-ee)

Quinn Meinerz (minors)
Netane Muti (Ne-tani MO-tee)
Michael Ojemudia (oh-jay-MOO-dee-uh)
Albert Okwuegbunam (owe-COO-ay-BOO-nom)
Dalton Risner (RISE-ner)
Brett Rypien (RIP-in)
Austin Schlottmann (SHLOTE-man)
Justin Strnad (stir-NAD)
Derrek Tuszka (TOOS-kuh)

HOW THE BRONCOS ARE BUILT

YEAR	DRAFT/COLLEGE FREE AGENT	FREE AGENT	TRADE/WAIVERS
2011 8-8 (1st AFC West)	OLB Von Miller (Rd. 1)		
2012 13-3 (1st AFC West)			
2013 13-3 (1st AFC West)			
2014 12-4 (1st AFC West)			K Brandon McManus (T-NYG)
2015 12-4 (1st AFC West)			
2016 9-7 (3rd AFC West)	S Justin Simmons (Rd. 3)		
2017 5-11 (4th AFC West)	T Garrett Bolles (Rd. 1)	DE Shelby Harris WR Tim Patrick	
2018 6-10 (3rd AFC West)	OLB Bradley Chubb (Rd. 1) RB Royce Freeman (Rd. 3a) ILB Josey Jewell (Rd. 4a) ILB Alexander Johnson (CFA) S Trey Marshall (CFA) G/C Austin Schlottman (CFA) WR Courtland Sutton (Rd. 2)		
2019 7-9 (2nd AFC West)	T Quinn Bailey (CFA) WR Trinity Benson (CFA) TE Noah Fant (Rd. 1) TE Austin Fort (CFA) DE Dre'Mont Jones (Rd. 3) QB Drew Lock (Rd. 2b) OLB Malik Reed (CFA) G Dalton Risner (Rd. 2a) QB Brett Rypien (CFA) ILB Josh Watson (CFA)	T Calvin Anderson CB Bryce Callahan (UFA-Chi.) S Kareem Jackson (UFA-Hou.) S P.J. Locke DL Mike Purcell	FB/TE Andrew Beck (T-N.E.) CB Duke Dawson (T-N.E.) C Patrick Morris (W-Pit.) WR Dontae Spencer (W-Pit.)
2020 5-11 (4th AFC West)	DL McTelvin Agim (Rd. 3) CB Essang Bassey (CFA) RB LeVante Bellamy (CFA) WR Tyrie Cleveland (Rd. 7) C Lloyd Cushenberry III (Rd. 3) WR KJ Hamler (Rd. 2) WR Kendall Hinton (CFA) WR Jerry Jeudy (Rd. 1) G Netane Muti (Rd. 6) CB Michael Ojemudia (Rd. 3) TE Albert Okwuegbunam (Rd. 4) LB Justin Strnad (Rd. 5) OLB Derrek Tuszka (Rd. 7)	LS Jacob Bobenmoyer G Graham Glasgow (UFA-Det.) RB Melvin Gordon III (UFA-LAC) P Sam Martin (UFA-Det.)	
2021	TE Shaun Beyer (CFA) OLB Baron Browning (Rd. 3b) OLB Jonathon Cooper (Rd. 7b) WR DeVontres Dukes (CFA) T Drew Himmelman (CFA) WR Warren Jackson (CFA) S Jamar Johnson (Rd. 5b) G Nolan Laufenberg (CFA) WR Branden Mack (CFA) DB Mac McCain III (CFA) C Quinn Meinerz (Rd. 3a) OLB Andre Mintze (CFA) FB Adam Prentice (CFA) ILB Curtis Robinson (CFA) DE Marquiss Spencer (Rd. 7c) S Caden Sterns (Rd. 5a) CB Pat Surtain II (Rd. 1) CB Kary Vincent Jr. (Rd. 7a) RB Javonte Williams (Rd. 2) WR Seth Williams (Rd. 6)	RB Mike Boone T Cody Conway WR Amara Darboh CB Ronald Darby (UFA-Was.) T Cam Fleming CB Kyle Fuller LB Peter Kalambayi DT Isaiah Mack T Bobby Massie WR De'Mornay Pierson-Ei TE Eric Saubert DL Shamar Stephen OLB Pita Taumoepeau WR Damion Willis	QB Teddy Bridgewater (T-Car.)

DENVER BRONCOS 2021 ROSTER (AS OF JUNE 30, 2021)

No.	Player	Pos.	Ht.	Wt.	Age	NFL Exp.	College	High School Hometown	How Acq.	2020 PS-DNP-WA	Numerical Roster
95	Aqim, McTelvin	DL	6-3	300	23	2	Arkansas	Texarkana, Texas	D3c-20	10-0-0-6	1 KJ Hamler.....WR
76	Anderson, Calvin	T	6-6	300	25	3	Texas	Philadelphia	FA-19	16-2-0-0	2 Pat Surian I.....CB
75	Bailey, Quinn	T	6-6	323	25	3	Arizona State	Gilbert, Ariz.	CFA-19	1-0-0-0	3 Drew Lock.....QB
34	Bassey, Essang	FB/TE	5-10	190	22	2	Wake Forest	Columbus, Ga.	CFA-20	12-3-0-0	4 Brett Ryplen.....QB
83	Beck, Andrew	RB	5-9	225	25	2	Texas	Tampa, Fla.	W-19	10-1-0-1	5 Teddy Bridgewater.....QB
32	Bellamy, LeVante	RB	5-9	190	24	2	Western Michigan	Indianapolis	CFA-20	5-0-0-0	6 Sam Martin.....P
12	Benson, Trinity	WR	6-0	180	24	1	East Central	Lewisville, Texas	CFA-19	0-0-0-0	7 Brandon McManus.....K
88	Beyer, Shaun	TE	6-5	248	24	2	Iowa	Shelsburg, Iowa	CFA-21	0-0-0-0	8 Kendall Hinton.....WR
46	Bobenmoyer, Jacob	LS	6-2	235	24	R	Northern Colorado	Cheyenne, Wyo.	FA-20	16-0-0-0	9 Jerry Jeudy.....WR
72	Bolles, Garett	T	6-5	300	29	5	Utah	Wheat Creek, Calif.	D1-17	15-15-0-1	10 Dionte Spencer.....WR
26	Boone, Mike	RB	5-10	206	25	4	Cincinnati	Macclenny, Fla.	FA-21	16-0-0-0	11 Trinity Benson.....WR
5	Bridgewater, Teddy	QB	6-2	215	28	8	Louisville	Miami	T-21	15-15-0-1	12 Michael Ojemudia.....CB
56	Browning, Baron	OLB	6-3	240	22	7	Ohio State	Fort Worth, Texas	D3b-21	0-0-0-0	13 Courtland Sutton.....WR
29	Callahan, Bryce	CB	5-9	188	29	R	Rice	Moscow, Idaho	UFA-19	10-10-0-1	14 DeMornay Pierson-El.....WR
55	Chubb, Bradley	OLB	6-4	275	24	2	Florida	Marietta, Ga.	D1-18	14-14-0-2	15 Tyrie Cleveland.....WR
16	Cleveland, Tyrie	WR	6-2	205	23	4	Syracuse	Houston	D7a-20	10-0-0-6	16 Dannon Willis.....WR
60	Conway, Cody	T	6-6	296	24	1	Ohio State	Plainfield, Ill.	FA-21	0-0-0-0	17 Seth Williams.....WR
53	Cooper, Jonathan	OLB	6-4	257	23	R	Missouri	Gahanna, Ohio	D7b-21	0-0-0-0	18 Duke Dawson Jr.....WR
39	Crockett, Damarea	CB	5-11	225	23	1	Louisiana State	Little Rock, Ark.	FA-20	0-0-0-0	19 Ronald Darby.....CB
79	Cushberry III, Lloyd	C	6-4	315	23	1	Michigan	Gelsmar, La.	D3b-20	16-16-0-0	20 Kareem Jackson.....S
38	Darboh, Amara	WR	6-2	215	27	3	Florida State	Oxon Hill, Maryland	FA-21	0-0-0-0	21 Kyle Fuller.....CB
21	Darby, Ronald	CB	5-11	193	27	7	Florida	Cross City, Fla.	UFA-21	16-16-0-0	22 Melvin Gordon III.....RB
20	Dawson Jr., Duke	CB	5-10	198	25	4	Iowa	Tampa, Fla.	T-19	12-0-0-1	23 Mike Boone.....RB
84	Dukes, DeVontres	WR	6-4	216	23	3	South Florida	Omaha, Neb.	CFA-21	0-0-0-0	24 Nate Harston.....RB
87	Fant, Noah	TE	6-4	249	23	R	Iowa	Fort Hood, Texas	D1-19	15-14-0-1	25 Royce Freeman.....RB
73	Fleming, Cam	T	6-5	320	28	8	Stanford	Gillette, Wyo.	FA-21	16-16-0-0	26 Bryce Freeman.....CB
89	Fort, Austin	TE	6-4	244	26	3	Wyoming	Imperial, Calif.	CFA-19	13-13-0-1	27 Cyden Stems.....S
28	Freeman, Royce	RB	6-0	238	25	4	Oregon	Baltimore, Md.	D3a-18	15-10-0-1	28 Justin Simmons.....S
23	Fuller, Kyle	CB	5-11	194	29	8	Virginia Tech	Aurora, Ill.	FA-21	5-0-0-1	29 LeVante Bellamy.....RB
61	Glasgow, Graham	G	6-6	310	28	6	Michigan	Kenosha, Wisc.	UFA-20	13-13-0-1	30 Javonte Williams.....RB
25	Gordon III, Melvin	RB	6-1	215	28	7	Wisconsin	Pontiac, Mich.	FA-20	15-10-0-1	31 Essang Bassey.....CB
27	Hairston, Nate	CB	6-0	185	26	5	Temple	Washington, D.C.	FA-20	5-0-0-1	32 Kary Vincent Jr.....CB
1	Hamler, KJ	WR	5-9	178	21	2	Penn State	Aurora, Ill.	D2-20	13-4-0-2	33 P.J. Locke.....S
92	Harris, Jonathan	DL	6-5	295	24	2	Lindenwood	Milwaukee	W-19	0-0-0-0	34 Amara Darboh.....WR
96	Harris, Shelby	DE	6-2	290	26	7	Illinois State	Geneseo, Ill.	FA-17	11-11-0-0	35 Damarea Crockett.....RB
78	Himmelman, Drew	T	6-10	315	24	R	Illinois State	Durham, N.C.	CFA-21	0-0-0-0	36 Justin Strnad.....ILB
9	Hinton, Kendall	WR	6-0	195	24	2	Wake Forest	Macon, Ga.	CFA-21	16-16-0-0	37 Jamar Johnson.....CB
22	Jackson, Kareem	S	5-10	183	33	12	Alabama	Mission Hills, Calif.	UFA-19	0-0-0-0	38 Pamell Motley.....CB
80	Jackson, Warren	WR	6-6	215	22	R	Colorado State	Deerfield Beach, Fla.	D1-20	16-14-0-0	39 Adam Prentice.....FB
10	Jeudy, Jerry	WR	6-1	193	22	4	Alabama	Decorah, Iowa	D4a-18	16-16-0-0	40 Alexander Johnson.....ILB
47	Jewell, Josey	ILB	6-2	236	26	4	Iowa				41 Jacob Bobenmoyer.....LS

45	Johnson, Alexander	ILB	6-2	255	29	4	Tennessee	Gainesville, Ga.	CFA-'18	16-16-0-0	47	Josely Jewell	ILB
41	Johnson, Jamar	S	6-1	197	21	R	Indiana	Sarasota, Fla.	D5b-'21	0-0-0-0	48	Derek Tuszka	OLB
93	Jones, Dre'Mont	DE	6-3	281	24	3	Ohio State	Cleveland	FA-'19	13-8-0-0	49	Mac McCain III	DB
62	Kalamabavi, Peter	ILB	6-3	254	25	4	Stanford	Raleigh, N.C.	FA-'21	10-0-0-6	50	Patrick Morris	C
69	Laufenberg, Nolan	G	6-3	315	22	R	Air Force Academy	Castle Rock, Colo.	CFA-'21	0-0-0-0	51	Marquiss Spencer	DE
3	Locke, Drew	QB	6-4	228	24	2	Missouri	Columbia, Mo.	D2b-'19	13-13-0-2	52	Natane Muti	G
37	Locke, P.J.	S	5-10	202	24	2	Texas	Beaumont, Texas	FA-'19	15-0-0-0	53	Jonathan Cooper	OLB
86	Mack, Brandon	WR	6-5	220	22	R	Temple	Wyncote, Pa.	CFA-'21	0-0-0-0	54	Josh Watson	ILB
97	Mack, Isaiah	DT	6-1	299	25	3	Tennessee-Chattanooga	Tunnel Hill, Ga.	FA-'21	8-0-0-4	55	Bradley Chubb	OLB
36	Marshall, Trey	S	6-0	207	21	4	Florida State	Lake City, Fla.	CFA-'18	12-0-0-4	56	Baron Browning	OLB
6	Marlin, Sam	P	6-1	211	31	9	Appalachian State	Fayetteville, Ga.	UFA-'20	16-0-0-0	58	Von Miller	OLB
70	Massie, Bobby	DB	6-6	325	31	10	Mississippi	Lynchburg, Va.	FA-'21	8-8-0-0	59	Malik Reed	OLB
49	McCaill III, Mac	DB	6-0	175	23	8	North Carolina A&T	Greensboro, N.C.	CFA-'21	0-0-0-0	60	Cody Conway	T
8	McManus, Brandon	K	6-3	201	29	8	Temple	Lansdale, Pa.	FA-'14	15-0-0-0	61	Graham Glasgow	G
77	Meinerz, Quinn	C	6-3	320	22	11	Wisconsin-Whitewater	Hartford, Wis.	D3a-'21	0-0-0-0	62	Peter Kalamabavi	ILB
58	Miller, Von	OLB	6-3	250	32	2	Texas A&M	DeSoto, Texas	D1-'11	0-0-0-0	63	Curtis Robinson	T
91	Mintze, Andre	OLB	6-3	246	26	R	Vanderbilt	Philadelphia	CFA-'21	0-0-0-0	66	Dalton Risner	G
50	Morris, Patrick	C	6-3	300	26	2	Texas Christian	Denton, Texas	WR-'19	1-0-0-0	67	Pita Taumoepehu	OLB
42	Motley, Pamela	CB	6-0	180	23	2	Oklahoma	Washington, D.C.	FA-'20	4-1-1-2	69	Nolan Laufenberg	G
52	Muti, Netane	G	6-3	315	22	2	Fresno State	Wahiawa, O'ahu, Hawaii	D6-'20	4-1-2-10	70	Bobby Massie	T
13	Ojemudia, Michael	TE	6-1	200	23	2	Iowa	Farmington Hills, Mich.	D3a-'20	16-11-0-0	71	Austin Schlottmann	G/C
85	Okwuegbunam, Albert	CB	6-5	258	23	2	Missouri	Springfield, Ill.	D4-'20	4-0-0-4	72	Garet Boles	T
81	Patrick, Tim	WR	6-4	212	27	4	Utah	San Diego	FA-'17	15-15-0-1	73	Cam Fleming	T
15	Person-El, De'Mornay	WR	5-9	195	25	1	Nebraska	Alexandria, Va.	FA-'21	0-0-0-0	75	Quinn Bailey	T
43	Perince, Adam	FB	6-0	245	24	R	South Carolina	Fresno, Calif.	CFA-'21	0-0-0-0	76	Calvin Anderson	C
98	Purcell, Mike	DL	6-3	328	30	6	Wyoming	Highlands Ranch, Colo.	FA-'19	6-6-0-0	77	Quinn Meinerz	T
59	Reed, Malik	OLB	6-2	235	24	3	Nevada	Dothan, Ala.	CFA-'19	16-13-0-0	78	Drew Himmelman	C
66	Risner, Dalton	G	6-5	312	25	3	Kansas State	Wiggins, Colo.	D2a-'19	16-16-0-0	79	Lloyd Cushenberry III	WR
63	Robinson, Curtis	ILB	6-3	235	22	R	Stanford	Irvine, Calif.	CFA-'21	0-0-0-0	80	Warren Jackson	WR
4	Rypien, Brett	TE	6-2	202	24	3	Boise State	Spokane, Wash.	FA-'19	3-1-10-0	81	Tim Patrick	WR
82	Saubert, Eric	QB	6-5	253	27	5	Drake	Chicago	FA-'21	8-4-0-0	82	Eric Saubert	TE
71	Schlottmann, Austin	G/C	6-6	300	25	3	Texas Christian	Brenham, Texas	CFA-'18	16-2-0-0	83	Andrew Beck	FB/TE
31	Simmons, Justin	S	6-2	202	27	6	Boston College	Manassas, Va.	D3-'16	16-16-0-0	84	DeVontres Dukes	WR
94	Szar, Devon	DT	6-4	280	24	3	CSU-Pueblo	Centennial, Colo.	FA-'20	0-0-0-0	85	Albert Okwuegbunam	TE
11	Spencer, Dontae	WR	5-8	170	29	2	Michigan State	New Iberia, La.	WR-'19	11-0-0-3	86	Brandon Mack	WR
51	Spencer, Marquiss	DE	6-4	300	23	R	Mississippi State	Greenwood, Miss.	D7c-'21	0-0-0-0	87	Noah Fant	TE
99	Stephen, Shamarr	DL	6-5	309	23	R	Connecticut	Westbury, N.Y.	FA-'21	16-16-0-0	88	Shaun Beyer	TE
30	Stens, Caden	S	6-1	207	21	R	Texas	Cibolo, Texas	D5a-'21	0-0-0-0	89	Austin Fort	TE
40	Strnad, Justin	ILB	6-3	235	24	2	Wake Forest	Palm Harbor, Fla.	D5-'20	0-0-0-0	90	DeShawn Williams	DL
2	Surtain II, Pat	CB	6-2	202	21	R	Alabama	Plantation, Fla.	D1-'21	0-0-0-0	91	Andre Mintze	OLB
14	Sutton, Courtland	WR	6-1	216	25	4	Southern Methodist	Brenham, Texas	D2-'18	1-1-0-0	92	Jonathan Harris	OLB
67	Taumoepehu, Pita	OLB	6-4	245	27	1	Utah	Provo, Utah	FA-'21	0-0-0-0	93	Dre'Mont Jones	DE
48	Tuszka, Derek	OLB	6-5	246	24	2	North Dakota State	Warner, S.D.	D7b-'20	9-0-0-0	94	Devon Sizer	DT
38	Vatson Jr., Kary	CB	5-10	189	22	3	Louisiana State	Houston	D7a-'21	0-0-0-0	95	McTelvin Agim	DL
54	Watson, Josh	ILB	6-2	240	25	3	Colorado State	Blue Springs, Mo.	CFA-'19	9-0-0-0	96	Isiah Harris	DE
90	Williams, DeShawn	DL	6-0	291	28	4	Clemson	Central, S.C.	FA-'20	14-11-0-0	97	Isiah Mack	DT
33	Williams, Javonte	RB	5-10	220	21	R	North Carolina	Wallace, N.C.	D2-'21	0-0-0-0	98	Mike Purcell	DL
17	Williams, Seth	WR	6-3	211	21	R	Auburn	Cottontdale, Ala.	D6-'21	0-0-0-0	99	Shamar Stephen	DL
19	Willis, Damien	WR	6-3	204	23	2	Troy	Jackson, Miss.	FA-'21	0-0-0-0				

KEY: CFA-college free agent; D-drafted; FA-acquired as free agent; RFA-acquired as restricted free agent; UFA-acquired as unrestricted free agent; T-trade; W-waivers.

BRONCOS TRANSACTIONS (7/21/20-6/21/21)

BY DATE

7/21/20	Signed CB Michael Ojemudia		Signed QB Brett Rypien to practice squad
7/22/20	Signed TE Albert Okwuegbunam		Signed OLB Derrek Tuszka to practice squad
	Signed OLB Derrek Tuszka		Signed ILB Josh Watson to practice squad
	Signed DL McTelvin Agim	9/14/20	Signed DL DeShawn Williams to practice squad
	Signed G Netane Muti		Elevated OLB Derrek Tuszka to the active roster
	Signed WR Tyrrie Cleveland	9/15/20	Elevated S P.J. Locke to the active roster
	Signed LB Justin Strnad	9/16/20	Placed OLB Von Miller on injured reserve
	Signed C Lloyd Cushenberry III		Signed CB DeVante Bausby to active roster
7/23/20	Signed WR Jerry Jeudy		Signed OLB Isaiah Irby to practice squad
7/24/20	Signed WR KJ Hamler	9/18/20	Placed CB A.J. Bouye on injured reserve
7/27/20	Waived LB Tre' Crawford	9/19/20	Signed LB Anthony Chickillo
	Waived C Nico Falah		Elevated RB LeVante Bellamy to active roster
	Waived QB Riley Neal	9/21/20	Elevated OLB Derrek Tuszka to active roster
	Waived WR Kelvin McKnight		Placed DE Dre'Mont Jones on injured reserve
	Waived DB Kahani Smith	9/23/20	Placed WR Courtland Sutton on injured reserve
	Waived DB Shakial Taylor		Placed DE DeMarcus Walker on injured reserve
	Released DE Joel Heath	9/24/20	Placed ILB Mark Barron on injured reserve
7/28/20	Waived WR Zimari Manning		Signed QB Blake Bortles
	Placed NT Kyle Peko on reserve/higher risk opt-out list		Signed S P.J. Locke to active roster
	Placed G/T Elijah Wilkinson on PUP	9/25/20	Signed DL Deyon Sizer to practice squad
	Placed G Netane Muti on NF		Signed QB Brett Rypien to active roster
7/30/20	Placed FB/TE Andrew Beck on reserve/COVID-19 list	9/26/20	Signed DL DeShawn Williams to active roster
7/31/20	Released TE Jeff Heuerman		Elevated RB LeVante Bellamy to active roster
8/3/20	Placed T Ja'Wuan James on opt-out list	9/28/20	Elevated CB Kevin Tolier II to active roster
8/12/20	Signed T Demar Dotson		Placed DL Jurrell Casey on injured reserve
	Waived DL Jonathan Harris	9/29/20	Placed ILB Austin Calitro on injured reserve
8/15/20	Signed DL DeShawn Williams	9/30/20	Placed T Elijah Wilkinson on injured reserve
8/17/20	Activated FB/TE Andrew Beck from reserve/COVID-19 list		Signed DL Timmy Jernigan to active roster
8/23/20	Signed WR Cody White		Signed RB LeVante Bellamy to active roster
8/27/20	Waived LS Wes Farnsworth	10/1/20	Signed OLB Derrek Tuszka to active roster
8/30/20	Signed LB Mark Barron		Elevated T Jake Rodgers to active roster
	Claimed T Darrin Paulo off waivers (N.O.)	10/3/20	Elevated ILB Josh Watson to active roster
8/31/20	Placed LB Justin Strnad on injured reserve		Signed DL Darius Kilgo to practice squad
9/3/20	Traded CB Isaac Yiadom to N.Y. Giants in exchange for a seventh-round selection in the 2021 NFL Draft	10/5/20	Signed DL Sylvester Williams to practice squad
	Released ILB Todd Davis	10/10/20	Signed ILB Nigel Bradham to practice squad
9/4/20	Acquired LB Austin Calitro from Cincinnati in exchange for DL Christian Covington	10/13/20	Promoted T Jake Rodgers to active roster
	Waived T Quinn Bailey	10/17/20	Placed RB LeVante Bellamy on injured reserve
	Waived RB LeVante Bellamy		Signed DB Chris Cooper to practice squad
	Waived WR Trinity Benson		Promoted DL Sylvester Williams to active roster
	Waived WR Fred Brown		Released QB Blake Bortles
	Waived OLB Malik Carney	10/19/20	Elevated RB Jeremy Cox to active roster
	Waived S Douglas Coleman III	10/20/20	Elevated ILB Josh Watson to active roster
	Waived RB Jeremy Cox	10/22/20	Signed QB Blake Bortles to practice squad
	Waived TE Troy Fumagalli	10/23/20	Released DL Timmy Jernigan
	Waived WR Kendall Hinton	10/24/20	Signed RB Damarea Crockett to practice squad
	Waived S Alijah Holder		Released DL Sylvester Williams
	Waived LB Justin Hollins		Activated CB A.J. Bouye on injured reserve
	Waived OL Tyler Jones		Activated DE Dre'Mont Jones from injured reserve
	Waived S P.J. Locke		Activated DE DeMarcus Walker from injured reserve
	Waived C Patrick Morris		Elevated ILB Nigel Bradham to active roster
	Waived T Darrin Paulo	10/27/20	Elevated RB Jeremy Cox to active roster
	Waived T Jake Rodgers		Signed DL Sylvester Williams to practice squad
	Waived QB Brett Rypien		Released CB DeVante Bausby
	Waived OLB Derrek Tuszka		Placed DL Mike Purcell on injured reserve
	Waived ILB Josh Watson	10/30/20	Placed OLB Derrek Tuszka on injured reserve
	Waived T Hunter Watts	10/31/20	Signed DL Sylvester Williams to active roster
	Waived WR Cody White		Placed G Graham Glasgow on reserve/COVID-19
	Waived DL DeShawn Williams		Activated ILB Austin Calitro from injured reserve
	Waived WR Juwann Winfree		Promoted RB/FB Jeremy Cox to active roster
	Released CB DeVante Bausby		Elevated C Patrick Morris to active roster
	Placed TE Austin Fort on injured reserve		Elevated WR Fred Brown to active roster as a COVID-19 replacement
9/6/20	Signed T Quinn Bailey to practice squad	11/4/20	Placed FB/TE Andrew Beck on injured reserve
	Signed CB DeVante Bausby to practice squad		Placed TE Jake Butt on injured reserve
	Signed RB LeVante Bellamy to practice squad		Placed DE Shelby Harris on reserve/COVID-19
	Signed WR Trinity Benson to practice squad		Placed T Darrin Paulo on practice squad/reserve COVID-19 list
	Signed WR Fred Brown to practice squad	11/5/20	Signed WR Kendall Hinton to practice squad
	Signed RB Jeremy Cox to practice squad	11/6/20	Promoted CB Kevin Toliver II to active roster
	Signed S Alijah Holder to practice squad		Placed C Patrick Morris on practice squad
	Signed S P.J. Locke to practice squad	11/7/20	reserve/injured list
	Signed C Patrick Morris to practice squad		Elevated S Alijah Holder to active roster as a COVID-19 replacement
	Signed T Darrin Paulo to practice squad	11/9/20	Signed TE Troy Fumagalli to practice squad
	Signed T Jake Rodgers to practice squad		Signed C Jon Halapio to practice squad

BRONCOS TRANSACTIONS, CONT.

11/10/20	Placed TE Albert Okwuegbunam on injured reserve Claimed CB DeVante Bausby off waivers (Ari.)	12/31/20	Placed RB Phillip Lindsay on injured reserve Placed DE Shelby Harris on injured reserve
11/11/20	Activated G Graham Glasgow from reserve/COVID-19 list		Activated TE Jake Butt from injured reserve
11/14/20	Elevated T Quinn Bailey to active roster Elevated TE Troy Fumagalli to active roster Elevated ILB Josh Waston to active roster as a COVID-19 replacement	1/2/21	Placed WR KJ Hamler on injured reserve
11/17/20	Signed TE Jordan Leggett to practice squad Waived CB Davontae Harris	1/4/21	Promoted ILB Josh Watson to active roster Signed T Quinn Bailey to a future contract Signed WR Trinity Benson to a future contract Signed WR Fred Brown to a future contract Signed DB Chris Cooper to a future contract Signed FB Jeremy Cox to a future contract Signed RB Damarea Crockett to a future contract Signed WR Kendall Hinton to a future contract Signed TE Jordan Leggett to a future contract Signed T Darrin Paulo to a future contract Signed DT Deyon Sizer to a future contract Waived WR Fred Brown Waived DE Joel Heath Waived S Alijah Holder Waived TE Jordan Leggett Waived T Darrin Paulo Claimed LB Natrez Patrick from waivers (LAR)
11/18/20	Activated T Darrin Paulo from PS /reserve COVID-19 list Released ILB Nigel Bradham		
11/21/20	Activated T Elijah Wilkison from injured reserve Elevated TE Troy Fumagalli to active roster Elevated DB Alijah Holder to active roster Elevated ILB Josh Waston to active roster as a COVID-19 replacement	2/2/21	
11/24/20	Activated RB LeVante Bellamy from injured reserve Waived T Jake Rodgers		
11/25/20	Activated ILB Mark Barron from injured reserve Waived RB LeVante Bellamy	2/8/21	
11/26/20	Placed QB Jeff Driskel on reserve/COVID-19 list	2/10/21	
11/27/20	Placed WR Dontae Spencer on reserve/COVID-19 list Signed RB LeVante Bellamy to practice squad	2/11/21	Signed DT Isaiah Mack
11/28/20	Elevated TE Troy Fumagalli to active roster as a COVID-19 replacement Elevated DB Alijah Holder to active roster as a COVID-19 replacement Elevated ILB Josh Waston to active roster as a COVID-19 replacement	2/18/21 2/25/21 3/17/21 3/23/21	Waived NT Kyle Peko Waived DL Jurrell Casey Signed CB Ronald Darby Signed RB Mike Boone Signed CB Kyle Fuller Signed S Kareem Jackson Signed DL Shamar Stephen Waived CB Nate Hairston Signed CB Nate Hairston
11/29/20	Elevated WR Kendall Hinton to active roster as a COVID-19 replacement Placed QB Drew Lock on reserve/COVID-19 list Placed QB Brett Rypin on reserve/COVID-19 list Placed QB Blake Borles on practice squad reserve/COVID-19 list	4/8/21 4/9/21 4/28/21	Acquired QB Teddy Bridgewater from Carolina in exchange for a 2020 sixth-round selection Signed TE Eric Saubert Waived QB Jeff Driskel Waived RB Jeremy Cox
12/1/20	Activated QB Dew Lock from reserve/COVID-19 list Activated QB Brett Rypin from reserve/COVID-19 list Activated QB Blake Borles from reserve/COVID-19 list	5/4/21 5/7/21 5/11/21	Placed T Ja'Wuan James on reserve/NFI list Signed T Ryan Pope Signed T Bobby Massie Signed S Caden Sterns Signed S Jamar Johnson Signed WR Seth Williams Signed CB Kary Vincent Jr. Signed DE Marquiss Spencer Waived WR DaeSean Hamilton Waived T Ja'Wuan James Signed TE Shaun Beyer (CFA) Signed ILB David Curry (CFA) Signed WR DeVontres Dukes (CFA) Signed T Drew Himmelman (CFA) Signed WR Warren Jackson (CFA) Signed G Nolan Laufenberg (CFA) Signed WR Brandon Mack (CFA) Signed Mac McCain III (CFA) Signed DB Andre Mintze (CFA) Signed FB Adam Prentice (CFA) Signed ILB Curtis Robinson (CFA) Signed T Cody Conway Signed QB Case Cookus Signed OLB Pita Taumoepeau Waived T Ryan Pope Waived ILB David Curry Signed CB Pat Surtain II Signed WR Damion Willis Placed WR DaeSean Hamilton on reserve/NFI list Signed T Cam Fleming Waived QB Case Cookus Signed P Max Duffy Signed ILB Peter Kalambayi Waived S Chris Cooper Signed WR Amarah Darboh Signed WR DeMornay Pierson-El Waived P Max Duffy Waived/Injured LB Natrez Patrick Placed LB Natrez Patrick on injured reserve
12/2/20	Activated DE Shelby Harris from reserve/COVID-19 list Signed CB Bryce Callahan on injured reserve Claimed S Will Parks from waivers (Phi.)	5/12/21 5/13/21	
12/5/20	Activated FB/TE Andrew Beck from injured reserve Elevated TE Troy Fumagalli to active roster as a COVID-19 replacement Elevated ILB Josh Waston to active roster as a COVID-19 replacement Elevated DB Alijah Holder to active roster as a standard elevation	5/14/21	
12/7/20	Signed K Taylor Russolino to practice squad		
12/9/20	Placed CB A.J. Bouye on reserve/suspended list		
12/10/20	Activated WR Dontae Spencer from reserve/COVID-19 list Placed CB Essang Bassey on injured reserve Waived RB/FB Jeremy Cox		
12/11/20	Signed CB Nate Hairston from Baltimore's practice squad		
12/12/20	Activated OLB Derrek Tuszka from injured reserve Promoted TE Troy Fumagalli to active roster Promoted S Alijah Holder to active roster Elevated ILB Josh Watson to active roster as COVID-19 replacement	5/17/21	
12/14/20	Placed K Brandon McManus on reserve/COVID-19 list		
12/16/20	Signed CB Parnell Motley to active roster from San Francisco's practice squad Activated QB Jeff Driskel from reserve/COVID-19 Activated DL Darius Kilgo from practice squad reserve/COVID-19 list Placed CB Duke Dawson Jr. on injured reserve Placed CB Kevin Toliver II on injured reserve	5/18/21 5/19/21 5/20/21	
12/18/20	Elevated K Taylor Russolino to active roster as a standard elevation Elevated ILB Josh Watson to active roster as COVID-19 replacement Waived ILB Mark Barron	5/24/21 6/7/21	
12/22/20	Activated K Brandon McManus from reserve/COVID-19 list	6/17/21	
12/23/20	Promoted RB LeVante Bellamy to the active roster	6/21/21	

BRONCOS TRANSACTIONS, CONT.

BY PLAYER

AGIM, McTelvin — DL

7/22/20 Signed

BAILEY, Quinn — OL

9/5/20 Waived

9/6/20 Signed to practice squad

11/14/20 Elevated to active roster

1/4/21 Signed to future contract

BARRON, Mark — LB

8/30/20 Signed

9/23/20 Placed on injured reserve

11/25/20 Activated from injured reserve

12/22/20 Waived

BASSEY, Essang — CB

12/10/20 Placed on injured reserve

BAUSBY, De'Vante — CB

9/5/20 Released

9/6/20 Signed to practice squad

9/16/20 Signed to active roster

10/24/2 Released

11/10/20 Claimed off waivers (Ari.)

BECK, Andrew — FB/TE

7/30/20 Placed on reserve/COVID-19 list

8/17/20 Activated from reserve/COVID-19 list

10/31/20 Placed on injured reserve

12/5/20 Activated from injured reserve

BELLAMY, LeVante — RB

9/5/20 Waived

9/6/20 Signed to practice squad

9/19/20 Elevated to active roster

9/26/20 Elevated to active roster

9/30/20 Signed to active roster

10/10/20 Placed on injured reserve

11/24/20 Activated from injured reserve

11/25/20 Waived

11/27/20 Signed to practice squad

12/26/20 Signed to active roster

BENSON, Trinity — WR

9/5/20 Waived

9/6/20 Signed to practice squad

1/4/21 Signed to future contract

BEYER, Shaun — TE

5/14/21 Signed

BORTLES, Blake — QB

9/24/20 Signed

10/17/20 Released

10/19/20 Signed to practice squad

11/29/20 Placed on practice squad reserve/COVID-19 list

BOUYE, A.J. — CB

9/16/20 Placed on injured reserve

10/24/20 Activated from injured reserve

12/9/20 Placed on reserve/suspended list

2/10/21 Waived

BRADHAM, Nigel — ILB

10/5/20 Signed to practice squad

10/24/20 Elevated to active roster

11/18/20 Released

BRIDGEWATER, Teddy — QB

4/28/21 Acquired via trade (Car.)

BROWN, Fred — WR

9/5/20 Waived

9/6/20 Signed to practice squad

10/31/20 Elevated to active roster as COVID-19 replacement

1/4/21 Signed to future contract

2/2/21 Waived

BUTT, Jake — TE

11/4/20 Placed on injured reserve

12/31/20 Activated from injured reserve

CALITRO, Austin — LB

9/4/20 Acquired via trade (Cin.)

9/28/20 Placed on injured reserve

10/31/20 Activated from injured reserve

CALLAHAN, Bryce — CB

12/2/20 Placed on injured reserve

CASEY, Jurrell — DL

9/28/20 Placed on injured reserve

2/25/21 Waived

CARNEY, Malik — OLB

9/5/20 Waived

CHICKILLO, Anthony — LB

9/18/20 Signed

CLEVELAND, Tyrie — WR

7/22/20 Signed

COLEMAN III, Douglas — S

9/5/20 Waived

CONWAY, Cody — T

5/17/21 Signed

COOKUS, Case — WR

5/17/21 Signed

5/20/21 Waived

COOPER, Chris — DB

10/14/20 Signed to practice squad

1/4/21 Signed to future contract

6/7/21 Waived

COVINGTON, Christian — DT

9/4/20 Traded to Cincinnati

COX, Jeremy — RB

9/5/20 Waived

9/6/20 Signed to practice squad

10/17/20 Elevated to active roster

10/24/2 Elevated to active roster

10/31/20 Promoted to active roster

12/11/20 Waived

1/4/21 Signed to future contract

5/4/21 Waived

CRAWFORD, Tre' — LB

7/27/20 Waived

CROCKETT, Damarea — RB

10/22/20 Signed to practice squad

1/4/21 Signed to future contract

CURRY, David — ILB

5/14/21 Signed

5/17/21 Waived

CUSHENBERRY III, Lloyd — C

7/22/20 Signed

DARBOH, Amarah — WR

6/17/21 Signed

DARBY, Ronald — CB

3/17/21 Signed

DAVIS, Todd — ILB

9/4/20 Released

DAWSON, Duke — CB

12/16/20 Placed on injured reserve

DOTSON, Demar — T

8/12/20 Signed

DRISKEL, Jeff — QB

11/26/20 Placed on reserve/COVID-19 list

12/16/20 Activated from reserve/COVID-19 list

5/3/21 Waived

DUFFY, Max — P

5/24/21 Signed

6/17/21 Waived

DUKES, DeVontres — WR

5/14/21 Signed

FALAH, Nico — C

7/27/20 Waived



BRONCOS TRANSACTIONS, CONT.

FARNSWORTH, Wes — C

8/27/20 Waived

FLEMING, Cam — T

5/20/21 Signed

FORT, Austin — TE

9/5/20 Placed on injured reserve

FULLER, Kyler — CB

3/23/21 Signed

FUMAGALLI, Troy — TE

9/5/20 Waived

11/9/20 Signed to practice squad

11/14/20 Elevated to active roster

11/21/20 Elevated to active roster

11/28/20 Elevated to active roster as COVID-19 replacement

12/5/20 Elevated to active roster as COVID-19 replacement

12/12/20 Promoted to active roster

GLASGOW, Graham — G

10/30/20 Placed on reserve/COVID-19 list

11/10/20 Activated from reserve/COVID-19 list

HAIRSTON, Nate — CB

12/12/20 Signed from Baltimore practice squad

4/8/21 Waived

4/9/21 Signed

HALAPIO, Jon — C

11/9/20 Signed to practice squad

HAMILTON, DaeSean — WR

5/13/21 Waived

5/19/21 Placed on reserve/non-football injury list

HAMLER, KJ — WR

7/24/20 Signed

1/2/21 Placed on injured reserve

HARRIS, Davontae — CB

9/2/19 Signed

11/17/20 Waived

HARRIS, Jonathan — DL

8/12/20 Waived

HARRIS, Shelby — DE

11/4/20 Placed on reserve/COVID-19 list

12/2/20 Activated from reserve/COVID-19 list

12/31/20 Placed on injured reserve

HEATH, Joel — NT

7/27/20 Released

2/2/21 Waived

HEUERMAN, Jeff — TE

7/31/20 Released

HIMMELMAN, Drew — T

5/14/21 Signed

HINTON, Kendall — WR

9/5/20 Waived

11/29/20 Elevated to active roster as COVID-19 replacement

1/4/21 Signed to future contract

HOLDER, Alijah — CB

9/5/20 Waived

9/6/20 Signed to practice squad

11/8/20 Elevated to active roster as COVID-19 replacement

11/21/20 Elevated to active roster

11/28/20 Elevated to active roster as COVID-19 replacement

12/5/20 Elevated to active roster

12/12/20 Promoted to active roster

2/2/21 Waived

HOLLINS, Justin — LB

9/5/20 Waived

IRVING, Isaiah — OLB

9/16/20 Signed to practice squad

JACKSON, Warren — WR

5/14/21 Signed

JAMES, Ja'Wuan — T

8/3/20 Placed on opt-out list

5/7/21 Placed on reserve/non football injury list

5/14/21 Waived

JERNIGAN, Timmy — DL

9/30/20 Signed

10/20/20 Released

JONES, Dre'Mont — DE

9/21/20 Placed on injured reserve

10/24/20 Activated from injured reserve

JONES, Tyler — OL

9/5/20 Waived

KALAMBAYI, Peter — ILB

6/7/21 Signed

KILGO, Darrius — DL

10/3/20 Signed to practice squad

LAUFENBERG, Nolan — G

5/14/21 Signed as a college free agent

LEGGETT, Jordan — TE

11/17/20 Signed to practice squad

1/4/21 Signed to future contract

2/2/21 Waived

LINDSAY, Phillip — RB

12/26/20 Placed on injured reserve

LOCKE, P.J. — S

9/5/20 Waived

9/6/20 Signed to practice squad

9/14/20 Elevated to active roster

9/24/20 Signed to active roster

MACK, Isaiah — DT

2/11/21 Signed

MANNING, Zimari — WR

7/28/20 Waived

MASSIE, Bobby — T

5/12/21 Signed

McCAIN III, Mac — DB

5/14/21 Signed

MCKNIGHT, Kelvin — WR

7/27/20 Waived

MCMANUS, Brandon — K

12/14/20 Placed on reserve/COVID-19 list

12/23/20 Activated from reserve/COVID-19 list

MILLER, Von — OLB

9/15/20 Placed on injured reserve

MINTZE, Andre — OLB

5/14/21 Signed

MORRIS, Patrick — C

9/5/20 Waived

9/6/20 Signed to practice squad

10/31/20 Elevated to active roster

11/6/20 Placed on practice squad reserve/injured

MOTLEY, Parnell — CB

12/16/20 Signed to active roster

MUHAMMAD, Khalfani — RB

7/27/20 Waived

MUTI, Netane — G

7/22/20 Signed

7/28/20 Placed on NFI

NEAL, Riley — QB

7/27/20 Waived

OKWUEGBUNAM, Albert — TE

11/10/20 Placed on injured reserve

PARKS, Will — S

12/2/20 Claimed off waivers (Ph.)

PATRICK, Natrez — LB

2/8/21 Claimed off waivers (LAR)

6/17/21 Waived/Injured

6/21/21 Placed on injured reserve

BRONCOS TRANSACTIONS, CONT.

PAULO, Darrin — T

8/30/20 Claimed off waivers (N.O.)
9/5/20 Waived
9/6/20 Signed to practice squad
11/4/20 Placed on PS /reserve COVID-19 list
11/18/20 Activated from PS/reserve COVID-19 list
1/4/21 Signed to future contract
2/2/21 Waived

PEKO, Kyle — NT

7/28/20 Placed on reserve/higher risk opt-out list
2/18/21 Waived

PIERSON-EL, De'Mornay — WR

6/17/21 Signed

POPE, Ryan — T

5/11/21 Signed
5/17/21 Waived

POWELL, Tyvis — S

7/27/20 Waived

PRENCE, Adam — FB

5/14/21 Signed

PURCELL, Mike — DL

10/27/20 Placed on injured reserve

ROBINSON, Curtis — ILB

5/14/21 Signed

RODGERS, Jake — OL

9/5/20 Waived
9/6/20 Signed to practice squad
10/1/20 Elevated to active roster
10/10/20 Signed to active roster
11/24/20 Waived

RUSSOLINO, Taylor — K

12/7/20 Signed to practice squad
12/18/20 Elevated to active roster

RYPIEN, Brett — QB

9/5/20 Waived
9/6/20 Signed to practice squad
9/24/20 Signed to active roster
11/29/20 Placed on reserve/COVID-19 list
12/1/20 Activated from reserve/COVID-19 list

SAUBERT, Eric — TE

5/3/21 Signed

SIZER, Deyon — DL

9/24/20 Signed to practice squad
1/4/21 Signed to future contract

SMITH, Kahani — DB

7/27/20 Waived

SPENCER, Dontae — WR

11/27/20 Placed on reserve/COVID-19 list
12/10/20 Activated from reserve/COVID-19 list

SPENCER, Marquiss — DE

5/13/21 Signed

STEPHEN, Shamar — DL

4/8/21 Signed

STERN, Caden — S

5/13/21 Signed

STRNAD, Justin — LB

7/22/20 Signed
8/31/20 Placed on injured reserve

SURTAIN II, Pat — CB

5/18/21 Signed

SUTTON, Courtland — WR

9/21/20 Placed on injured

TAUMOEPENU, Pita — OLB

5/17/21 Signed

TAYLOR, Shakial — CB

7/27/20 Waived

TOLIVER II, Kevin — CB

9/8/20 Signed to practice squad
9/26/20 Elevated to active roster
11/5/20 Promoted to active roster
12/16/20 Placed on injured reserve

TUSZKA, Derrek — OLB

9/5/20 Waived
9/6/20 Signed to practice squad
9/14/20 Elevated to active roster
9/19/20 Elevated to active roster
9/30/20 Signed to active roster
10/27/20 Placed on injured reserve
12/12/20 Activated from injured reserve

VINCENT JR., KARY — CB

5/13/21 Signed

WALKER, DeMarcus — DE

9/23/20 Placed on injured reserve
10/24/20 Activated off injured reserve

WATSON, Josh — ILB

9/5/20 Waived
9/6/20 Signed to practice squad
10/1/20 Elevated to active roster
10/17/20 Elevated to active roster
11/14/20 Elevated to active roster as COVID-19 Replacement
11/21/20 Elevated to active roster as COVID-19 Replacement
11/28/20 Elevated to active roster as COVID-19 Replacement
12/6/20 Elevated to active roster as COVID-19 Replacement
12/12/20 Elevated to active roster as COVID-19 Replacement
12/18/20 Elevated to active roster as COVID-19 Replacement
1/2/21 Promoted to active roster

WATTS, Hunter — T

9/5/20 Waived

WHITE, Cody — WR

8/23/20 Signed
9/5/20 Waived

WILKINSON, Elijah — G/T

7/28/20 Placed on PUP
8/4/20 Activated from PUP
9/29/20 Placed on injured reserve
11/21/20 Activated from injured reserve

WILLIAMS, DeShawn — DL

8/15/20 Signed
9/5/20 Waived
9/6/20 Signed to practice squad
9/24/20 Signed to active roster

WILLIAMS, Sylvester — DL

10/3/20 Signed to practice squad
10/17/20 Signed to active roster
10/23/20 Released
10/24/20 Signed to practice squad
10/27/20 Signed to active roster

WILLIS, Damion — WR

5/19/21 Signed

WINFREE, Juwann — WR

9/5/20 Waived

YIADOM, Isaac — CB

9/3/20 Traded to N.Y. Giants



2020 FINAL REGULAR SEASON STATISTICS (5-11)

Date	W-L	Score	Opponent	Attendance	RUSHING	No.	Yds.	Avg.	Long	TD
Sep 14	L	14-16	Tennessee Titans	0	Gordon	215	986	4.6	65	9
Sep 20	L	21-26	at Pittsburgh Steelers	0	Lindsay	118	502	4.3	55t	1
Sep 27	L	10-28	Tampa Bay Buccaneers	5,226	Freeman	35	170	4.9	23	0
Oct 1	W	37-28	at New York Jets	0	Lock	44	160	3.6	16	3
Oct 18	W	18-12	at New England Patriots	0	Hamler	9	40	4.4	15	0
Oct 25	L	16-43	Kansas City Chiefs	5,314	Driskel	6	28	4.7	9	0
Nov 1	W	31-30	Los Angeles Chargers	5,231	Spencer	3	19	6.3	9	0
Nov 8	L	27-34	at Atlanta Falcons	7,665	Bellamy	4	11	2.8	8	0
Nov 15	L	12-37	at Las Vegas Raiders	0	Hinton	2	7	3.5	5	0
Nov 22	W	20-13	Miami Dolphins	5,351	Martin	1	0	0.0	0	0
Nov 29	L	3-31	New Orleans Saints	0	Rypien	5	-5	-1.0	-1	0
Dec 6	L	16-22	at Kansas City Chiefs	12,578	BRONCOS	442	1,918	4.3	65	13
Dec 13	W	32-27	at Carolina Panthers	5,768	OPPONENTS	432	2,080	4.8	59	22
Dec 19	L	19-48	Buffalo Bills	0	RECEIVING	No.	Yds.	Avg.	Long	TD
Dec 27	L	16-19	at Los Angeles Chargers	0	Fant	62	673	10.9	37	3
Jan 3	L	31-32	Las Vegas Raiders	0	Judry	52	856	16.5	92t	3

TEAM STATISTICS	Den	Opp
TOTAL FIRST DOWNS	308	333
Rushing	94	106
Passing	176	201
Penalty	38	26
3RD DOWN: MADE/ATT	82/212	88/219
3rd Down Pct.	38.7%	40.2%
4TH DOWN: MADE/ATT	4/15	7/14
4th Down Pct.	26.7%	50.0%
POSSESSION AVG.	28:59	31:01
TOTAL NET YARDS	5,369	5,887
Avg. Per Game	335.6	367.9
Total Plays	1,030	1,043
AVG. PER PLAY	5.2	5.6
NET YARDS RUSHING	1,918	2,080
Avg. Per Game	119.9	130.0
Total Rushes	442	434
NET YARDS PASSING	3,451	3,807
Avg. Per Game	215.7	237.9
Sacked/Yards Lost	32/222	42/282
Gross Yards	3,673	4,089
Att./Completions	556/317	567/374
Completion Pct.	57.0%	66.0%
Had Intercepted	23	10
PUNTS/AVERAGE	66/46.1	63/44.9
NET PUNTING AVG.	41.4	39.1
PENALTIES/YARDS	81/670	106/952
FUMBLES/BALL LOST	23/9	16/6
TOUCHDOWNS	35	47
Rushing	13	22
Passing	21	21
Returns	1	4

SCORE BY PERIODS	1	2	3	4	OT	PTS
BRONCOS	54	75	71	123	0	323
OPPONENTS	74	151	78	143	0	446

SCORING	TD	Ru	Pa	Ret	PAT	FG	2pt	PTS
McManus	0	0	0	0	24/27	28/34	0	108
Gordon	10	9	1	0	0/0	0/0	0	60
Patrick	6	0	6	0	0/0	0/0	0	36
Judry	3	0	3	0	0/0	0/0	1	20
Fant	3	0	3	0	0/0	0/0	1	20
Lock	3	3	0	0	0/0	0/0	0	18
Hamler	3	0	3	0	0/0	0/0	0	18
Hamilton	2	0	2	0	0/0	0/0	0	12
Fumagalli	1	0	1	0	0/0	0/0	0	6
Lindsay	1	1	0	0	0/0	0/0	0	6
Vannett	1	0	1	0	0/0	0/0	0	6
Spencer	1	0	0	1	0/0	0/0	0	6
Okwuegbunam	1	0	1	0	0/0	0/0	0	6
Russolino	0	0	0	0	1/3	0/1	0	1
BRONCOS	35	13	21	1	25/30	28/35	2	323
OPPONENTS	47	22	21	4	41/44	39/42	1	446

SACKS: Reed 8.0, Chubb 7.5, D. Jones 6.5, Attaochu 5.0, Walker 4.5, S. Harris 2.5, Jewell 2.0, Williams 2.0, Parks 1.0, Purcell 1.0, Johnson 1.0, Chickillo 1.0, **BRONCOS: 42.0, OPPONENTS: 32.0**
FUM/LOST: Gordon 4/4, Lock 8/3, Cushenberry 2/1, Hamler 2/0, Judry 2/0, Spencer 2/0, Hamilton 1/1, Martin 1/0, Rypien 1/0, **TOTAL: 23/9**

PASSING	Att.	Comp.	Yds.	Comp.%	Yds/Att.	TD	TD%	Int	Int%	Long	Sack/Lost	Rating
Lock	443	254	2,933	57.3	6.6	16	3.6	15	3.4	92t	19/23	75.4
Driskel	64	35	432	54.7	6.8	3	4.7	2	3.1	45	11/98	78.4
Rypien	40	27	295	67.5	7.4	2	5.0	4	10.0	48t	1/0	66.2
Hinton	9	1	13	11.1	1.4	0	0.0	2	22.2	13	1/1	0.0
BRONCOS	556	317	3,673	57.0	6.6	21	3.8	23	4.1	92t	32/222	72.5
OPPONENTS	567	374	4,089	66.0	7.2	21	3.7	10	1.8	84t	42/282	92.1

RECEIVING	No.	Yds.	Avg.	Long	TD
Fant	62	673	10.9	37	3
Judry	52	856	16.5	92t	3
Patrick	51	742	14.5	61	6
Gordon	32	158	4.9	20	1
Hamler	30	381	12.7	49t	3
Hamilton	23	293	12.7	40t	2
Vannett	14	95	6.8	19	1
Freeman	12	81	6.8	28	0
Okwuegbunam	11	121	11.0	27	1
Fumagalli	8	80	10.0	29	1
Lindsay	7	28	4.0	11	0
Cleveland	6	63	10.5	17	0
Sutton	3	66	22.0	45	0
Spencer	3	26	8.7	10	0
Butt	2	5	2.5	5	0
Bellamy	1	5	5.0	5	0
BRONCOS	317	3,673	11.6	92t	21
OPPONENTS	374	4,089	10.9	84t	21

INTERCEPTIONS	No.	Yds.	Avg.	Long	TD
Simmons	5	90	18.0	46	0
Callahan	2	0	0.0	0	0
Bassey	1	26	26.0	26	0
Jackson	1	13	13.0	13	0
Williams	1	1	1.0	1	0
BRONCOS	10	130	13.0	46	0
OPPONENTS	23	336	14.6	50t	2

PUNTING	No.	Yds.	Avg.	Net	TB	In20	Long	B
Martin	65	3,040	46.8	41.4	4	19	69	1
BRONCOS	66	3,040	46.1	41.4	4	19	69	1
OPPONENTS	63	2,829	44.9	39.1	5	26	66	0

PUNT RETURNS	No.	FC	Yds.	Avg.	Long	TD
Spencer	16	14	253	15.8	83t	1
Hamler	3	5	6	2.0	8	0
Callahan	1	6	8	8.0	8	0
BRONCOS	20	25	267	13.4	83t	1
OPPONENTS	28	13	226	8.1	30	0

KICKOFF RETURNS	No.	Yds.	Avg.	Long	TD
Spencer	15	281	18.7	28	0
Cleveland	10	234	23.4	31	0
Hamler	2	42	21.0	24	0
BRONCOS	27	557	20.6	31	0
OPPONENTS	21	627	29.9	102t	1

FIELD GOALS	1-19	20-29	30-39	40-49	50+
McManus	0/0	6/6	4/5	8/8	10/15
Russolino	0/0	0/0	0/0	0/0	0/1
BRONCOS	0/0	6/6	4/5	8/8	10/16
OPPONENTS	0/0	12/12	14/14	8/11	5/5

MCMANUS: (49G, 58N, 28G) (56G) (40G, 54G, 53G) (45G, 44G, 27G, 52G, 20G, 54G) (43G) (35G) (43G, 41G) (50G, 33G) (29G, 47G) (58G) (53G, 57N) (37N, 30G, 50G, 52G) (22G, 56N, 70B, 37G, 26G, 63B)
RUSSOLINO: (51N)
OPPONENTS: (47N, 44B, 42N, 25G) (21G) (43G, 35G) (26G, 38G, 32G, 54G, 36G) (41G, 38G) (40G, 31G, 26G) (52G, 47G, 33G) (52G, 35G) (24G, 52G, 22G) (41G, 53G) (40G) (35G, 24G, 23G, 31G, 48G) (35G, 26G) (27G, 27G) (37G, 43G, 25G, 37G) (33G)

2020 FINAL REGULAR SEASON DEFENSIVE STATISTICS

PLAYER	TOTAL	SOLO	Based on press box statistics			INTs-Yds.	PD	FF	FR
			ASSIST	SACKS-Yds.					
1 Alexander Johnson	124	72	52	1-10	0-0	2	2	0	0
2 Josey Jewell	111	66	45	2-16	0-0	4	0	0	0
3 Justin Simmons	96	77	19	0-0	5-90	9	0	0	1
4 Kareem Jackson	90	67	23	0-0	1-13	4	0	2	0
5 Michael Ojemudia	62	55	7	0-0	0-0	6	4	0	0
6 Malik Reed	51	32	19	8-61.5	0-0	1	1	0	0
7 Bryce Callahan	42	36	6	0-0	2-0	5	0	1	0
Bradley Chubb	42	26	16	7.5-50	0-0	0	1	0	0
9 Dre'Mont Jones	41	26	15	6.5-36	0-0	2	0	0	0
10 DeShawn Williams	37	20	17	2-7	1-1	3	0	0	0
11 Shelby Harris	32	20	12	2.5-16	0-0	7	1	0	0
12 Jeremiah Attaochu	30	23	7	5-22	0-0	0	1	0	0
13 A.J. Bouye	23	21	2	0-0	0-0	6	0	0	0
14 Essang Bassey	22	20	2	0-0	1-26	2	0	0	0
15 De'Vante Bausby	19	19	0	0-0	0-0	5	0	0	0
16 Will Parks	18	16	2	1-16	0-0	0	0	0	0
DeMarcus Walker	18	9	9	4.5-28.5	0-0	0	1	0	0
18 Mike Purcell	15	10	5	1-10	0-0	0	0	0	0
19 Jurrell Casey	14	7	7	0-0	0-0	3	0	0	0
20 Anthony Chickillo	11	7	4	1-9	0-0	1	0	0	0
21 Sylvester Williams	9	4	5	0-0	0-0	2	0	0	0
22 Parnell Motley	8	5	3	0-0	0-0	1	0	1	0
McTelvin Agim	8	2	6	0-0	0-0	1	0	0	0
24 Duke Dawson	5	0	5	0-0	0-0	0	0	0	0
25 Davontae Harris	3	3	0	0-0	0-0	0	0	0	0
Alijah Holder	3	2	1	0-0	0-0	0	0	0	0
Kevin Toliver II	3	2	1	0-0	0-0	0	0	0	0
28 Derrek Tuszka	2	1	1	0-0	0-0	0	0	0	0
29 P.J. Locke	1	1	0	0-0	0-0	0	0	0	0
Joseph Jones	1	0	1	0-0	0-0	0	0	0	0
TOTALS	941	649	292	42-282	10-130	64	11	5	

MISCELLANEOUS TACKLES: Jedy 4, Bolles 3, Glasgow 3, Fumagalli 2, Gordon 2, Patrick 2, Risner 2, Freeman 1, Hamilton 1, Hamler 1, Lindsay 1, Lock 1, Sutton 1, Vannett 1

MISCELLANEOUS FUMBLE RECOVERIES: Lock 5, Cushenberry 1, Hamilton 1, Martin 1

MISCELLANEOUS FORCED FUMBLES: Glasgow 1

DEFENSIVE TOUCHDOWNS: None

2020 FINAL REGULAR SEASON SPECIAL TEAMS STATISTICS

PLAYER	TOTAL	SOLO	ASSIST	Based on press box statistics			BK	BP	TD
				FF	FR				
1 Trey Marshall	6	5	1	0	0	0	0	0	0
2 Josh Watson	5	5	0	0	0	0	0	0	0
3 Derrek Tuszka	4	3	1	0	0	0	0	0	0
Alijah Holder	4	3	1	0	0	0	0	0	0
5 Duke Dawson	3	2	1	0	0	0	0	0	0
Jacob Bobenmoyer	3	2	1	0	1	0	0	0	0
Austin Calitro	3	2	1	0	0	0	0	0	0
Jeremy Cox	3	1	2	0	0	0	0	0	0
9 LeVante Bellamy	2	2	0	0	0	0	0	0	0
Malik Reed	2	2	0	0	0	0	0	0	0
Joe Jones	2	2	0	0	0	1	0	0	0
Royce Freeman	2	2	0	0	0	0	0	0	0
Tyrie Cleveland	2	1	1	0	0	0	0	0	0
P.J. Locke	2	1	1	0	0	0	0	0	0
15 Essang Bassey	1	1	0	0	1	0	0	0	0
Jake Butt	1	1	0	0	0	0	0	0	0
Josey Jewell	1	1	0	0	0	0	0	0	0
Brandon McManus	1	1	0	0	0	0	0	0	0
Devontae Harris	1	1	0	0	0	0	0	0	0
Jeremiah Attaochu	1	1	0	0	0	0	0	0	0
De'Vante Bausby	1	1	0	0	0	0	0	0	0
Netane Muti	1	1	0	0	0	0	0	0	0
23 Shelby Harris	0	0	0	0	1	0	0	0	0
Diontae Spencer	0	0	0	0	2	0	0	0	0
TOTALS	51	41	10	0	4	2	0	0	

BLOCKED KICKS: Shelby Harris (BFG vs. Ten., 9/14), Joe Jones (BXP vs. T.B., 9/27)

BLOCKED PUNTS: None

2020 GAME-BY-GAME SCORING DRIVES

Opponent	Pl.	Yds.	Time	Res.	Qtr.	Scoring Play
vs. Ten. (9/14)	10	63	4:57	TD	1	Fant 9 yd. pass from Lock
	9	75	4:41	TD	4	Gordon 1 yd. run
at Pit. (9/20)	5	5	2:53	FG	2	McManus 49 yd. Field Goal
	10	31	3:50	FG	3	McManus 28 yd. Field Goal
	6	65	2:47	TD	3	Fant 20 yd. pass from Driskel
	6	54	1:58	TD	4	Gordon 16 yd. pass from Driskel
vs. T.B. (9/27)	7	37	3:42	FG	2	McManus 56 yd. Field Goal
	8	75	2:05	TD	2	Patrick 7 yd. pass from Driskel
at NYJ (10/1)	10	70	6:40	FG	1	McManus 40 yd. Field Goal
	3	70	1:44	TD	2	Jeuody 48 yd. pass from Rypien
	9	75	4:44	TD	2	Gordon 1 yd. run
	13	75	6:52	TD	3	Patrick 7 yd. pass from Rypien
	4	8	1:41	FG	4	McManus 54 yd. Field Goal
	9	40	3:15	FG	4	McManus 53 yd. Field Goal
	1	43	0:12	TD	4	Gordon 43 yd. run
at N.E. (10/18)	6	48	1:58	FG	1	McManus 45 yd. Field Goal
	4	8	1:27	FG	1	McManus 44 yd. Field Goal
	13	83	5:54	FG	2	McManus 27 yd. Field Goal
	12	48	5:01	FG	2	McManus 52 yd. Field Goal
	15	83	9:07	FG	3	McManus 20 yd. Field Goal
	4	6	1:31	FG	3	McManus 54 yd. Field Goal
vs. K.C. (10/25)	4	37	1:46	TD	1	Lock 2 yd. run
	7	50	3:29	FG	2	McManus 43 yd. Field Goal
	9	75	4:21	TD	4	Gordon 3 yd. run
vs. LAC (11/1)	4	0	1:27	FG	1	McManus 35 yd. Field Goal
	5	75	1:28	TD	3	Lindsay 55 yd. run
	9	80	4:54	TD	4	Okwuegbunam 9 yd. pass from Lock
	2	75	0:27	TD	4	Hamilton 40 yd. pass from Lock
at Atl. (11/8)	14	81	2:30	TD	4	Hamler 1 yd. pass from Lock
	9	52	2:57	FG	2	McManus 43 yd. Field Goal
	9	54	3:58	FG	3	McManus 41 yd. Field Goal
	10	70	4:03	TD	4	Jeuody 20 yd. pass from Lock
	7	69	1:45	TD	4	Patrick 9 yd. pass from Lock
	5	82	1:30	TD	4	Lock 10 yd. run
at L.V. (11/15)	8	42	2:33	FG	1	McManus 50 yd. Field Goal
	8	56	3:07	FG	2	McManus 33 yd. Field Goal
	12	75	3:50	TD	4	Hamilton 7 yd. pass from Lock
vs. Mia. (11/22)	11	73	6:00	TD	1	Gordon 1 yd. run
	5	48	1:54	FG	2	McManus 29 yd. Field Goal
	9	60	2:34	FG	2	McManus 47 yd. Field Goal
	9	81	4:46	TD	3	Gordon 20 yd. run
vs. N.O. (11/29)	4	1	0:12	FG	3	McManus 58 yd. Field Goal
at K.C. (12/6)	12	42	5:50	FG	1	McManus 53 yd. Field Goal
	7	90	4:11	TD	2	Patrick 5 yd. pass from Lock
	11	72	6:42	TD	3	Patrick 10 yd. pass from Lock
at Car. (12/13)	12	75	4:42	TD	2	Vannett 2 yd. pass from Lock
	4	63	2:07	TD	3	Hamler 37 yd. pass from Lock
	7	75	3:18	TD	3	Patrick 2 yd. pass from Lock
	7	75	1:18	TD	4	Hamler 49 yd. pass from Lock
vs. Buf. (12/19)	6	35	3:01	TD	2	Gordon 10 yd. run
	9	75	1:44	TD	2	Fant 6 yd. pass from Lock
	12	75	3:54	TD	4	Gordon 8 yd. run
at LAC (12/27)	8	41	3:42	FG	3	McManus 30 yd. Field Goal
	9	48	3:32	FG	4	McManus 50 yd. Field Goal
	11	72	3:50	TD	4	Lock 1 yd. run
	6	25	2:43	FG	4	McManus 52 yd. Field Goal
vs. L.V. (1/3)	11	68	4:28	FG	1	McManus 22 yd. Field Goal
	9	75	4:17	TD	1	Fumagalli 1 yd. pass from Lock
	9	57	3:39	FG	3	McManus 37 yd. Field Goal
	6	30	2:52	FG	3	McManus 26 yd. Field Goal
	5	34	2:25	TD	4	Gordon 10 yd. run
	3	92	0:58	TD	4	Jeuody 92 yd. pass from Lock
AVERAGE	7.8	56.7	3:19			
TD AVG.	7.7	69.1	3:13			
FG AVG.	8.0	40.8	3:25			

2020 GAME OPENING DRIVES

Opponent	DENVER			OPPONENTS		
	Pts.	FD	Yds.	Pts.	FD	Yds.
vs. Ten. (9/14)	0	1	26	0	2	28
at Pit. (9/20)	0	2	29	0	0	8
Driskel vs. T.B. (9/27)	0	1	18	7	1	10
Driskel at NYJ (10/1)	3	4	70	7	3	75
Driskel at N.E. (10/18)	3	1	48	0	1	28
Driskel vs. K.C. (10/25)	0	0	-3	7	5	68
Rypien vs. LAC (11/1)	0	0	5	0	0	-2
Rypien at Atl. (11/8)	0	1	39	3	3	41
Rypien at L.V. (11/15)	0	0	5	7	3	62
Rypien vs. Mia. (11/22)	0	0	0	0	0	4
Rypien vs. N.O. (11/29)	0	1	22	0	1	0
Rypien at K.C. (12/6)	0	1	41	0	1	26
Rypien at Car. (12/13)	0	1	18	0	0	6
Lock vs. Buf. (12/19)	0	3	42	7	5	59
Lock at LAC (12/27)	0	5	71	3	1	20
Lock vs. L.V. (1/3)	3	4	68	0	0	4
TOTAL	9	25	499	41	26	437

2020 2ND-HALF OPENING DRIVES

Opponent	DENVER			OPPONENTS		
	Pts.	FD	Yds.	Pts.	FD	Yds.
vs. Ten. (9/14)	0	0	7	0	4	55
at Pit. (9/20)	3	3	31	0	1	5
Lock vs. T.B. (9/27)	0	0	-8	0	1	26
Lock at NYJ (10/1)	0	0	-3	3	1	46
Lock at N.E. (10/18)	3	5	83	0	0	0
Lock vs. K.C. (10/25)	0	2	6	0	0	6
Lock vs. LAC (11/1)	7	5	75	0	0	-5
Lock at Atl. (11/8)	3	3	54	0	0	0
Lock at L.V. (11/15)	0	0	-3	3	3	47
Lock vs. Mia. (11/22)	0	3	61	0	0	3
Lock vs. N.O. (11/29)	0	2	21	0	0	1
Lock at K.C. (12/6)	6	6	72	3	4	62
Lock at Car. (12/13)	7	3	63	0	0	-5
Lock vs. Buf. (12/19)	0	0	-4	7	4	43
Lock at LAC (12/27)	0	2	30	0	0	2
Hinton vs. L.V. (1/3)	3	3	57	0	0	-4
TOTAL	32	37	542	16	18	282

2020 SCORING DRIVE LENGTH

	DENVER		OPPONENTS	
	TD	FG	TD	FG
(MINUS)	-	-	-	-
0-9	-	6	2	4
10-19	-	-	4	2
20-29	-	1	2	1
30-39	3	3	-	3
40-49	1	8	2	9
50-59	1	5	8	10
60-69	4	2	3	6
70-79	19	1	13	1
80-89	4	2	7	3
90-99	2	-	2	-
TOTAL	34	28	43	39

LONGEST SCORING DRIVES OF 2020

Most Plays:	Broncos:	15	(at N.E., Oct. 18, FG, 83 yds., 9:07)
	Opponent:	15	(vs. Ten., Sept. 14, TD, 82 yds., 7:02)
Most Yards:	Broncos:	92	(vs. L.V., Jan. 3, TD, 3 plays, 0:58)
	Opponent:	90	(vs. L.V., Jan. 3, TD, 9 plays, 4:12)
Most Time:	Broncos:	9:07	(at N.E., Oct. 18, FG, 15 plays, 83 yds.)
	Opponent:	8:01	(vs. N.O., Nov. 29, TD, 13 plays, 74 yds.)

SHORTEST SCORING DRIVES OF 2020

Fewest Plays:	Broncos:	1	(at NYJ, Oct. 1, TD, 43 yds., 0:12)
	Opponent:	1	(2x, last at L.V., Nov. 15, TD, 7 yds., 0:05)
Fewest Yards:	Broncos:	0	(vs. LAC, Nov. 1, FG, 4 plays, 1:27)
	Opponent:	1	(vs. K.C., Oct. 25, FG, 4 plays, 1:03)
Least Time:	Broncos:	0:12	(at NYJ, Oct. 1, TD, 1 play, 43 yds.)
	Opponent:	0:05	(at L.V., Nov. 15, TD, 1 play, 7 yds.)

2020 SACK CHART

Malik Reed (8.0) — 2 at N.E. (10/18), 2 vs. K.C. (10/25), 1 vs. LAC (11/1), 1.5 vs. Mia. (11/22), 1 at LAC (12/27), 0.5 vs. L.V. (1/3). **Bradley Chubb (7.5)** — 2.5 at NYJ (10/1), 1 at N.E. (10/18), 1 vs. K.C. (10/25), 1 vs. LAC (11/1), 1 vs. Mia. (11/22), 1 vs. N.O. (11/29). **Dre'Mont Jones (6.5)** — 1 vs. K.C. (10/25), 1 at Atl. (11/8), 1 vs. Mia. (11/22), 1 at Car. (12/13), 1 at LAC (12/27), 1.5 vs. L.V. (1/3). **Jeremiah Attaochu (5.0)** — 1 vs. Ten. (9/14), 1 at K.C. (12/6), 1 at Car. (12/13), 1 vs. Buf. (12/19), 1 vs. L.V. (1/3). **DeMarcus Walker (4.5)** — 1 at Atl. (11/8), 0.5 vs. Mia. (11/22), 2 vs. N.O. (11/29), 1 at Car. (12/13). **Shelby Harris (2.5)** — 2 vs. T.B. (9/27), 0.5 at NYJ (10/1). **Josey Jewell (2.0)** — 2 at NYJ (10/1). **DeShawn Williams (2.0)** — 2 vs. Mia. (11/22). **Alexander Johnson (1.0)** — 1 at NYJ (10/1). **Anthony Chickillo (1.0)** — 1 at N.E. (10/18). **Will Parks (1.0)** — 1 at Car. (12/13). **Mike Purcell (1.0)** — 1 at Pit. (9/20).

2020 INTERCEPTION CHART

Justin Simmons (5) — 1 vs. T.B. (9/27), 1 vs. LAC (11/1), 1 at Atl. (11/8), 1 vs. Mia. (11/22), 1 vs. L.V. (1/3). **Bryce Callahan (2)** — 1 at N.E. (10/18), 1 vs. LAC (11/1). **Essang Bassey (1)** — 1 vs. N.O. (11/29). **Kareem Jackson (1)** — 1 vs. L.V. (1/3). **DeShawn Williams (1)** — 1 at N.E. (10/18).

2020 GAME-BY-GAME STARTERS

OFFENSE

GAME	WR	LT	LG	C	RG	RT	TE	WR	QB	RB	TE (Other)
vs. Ten. (9/14)	Patrick	Bolles	Risner	Cushenberry	Glasgow	Wilkinson	Fant	Hamilton	Lock	Gordon	Lindsay (RB)
at Pit. (9/20)	Patrick	Bolles	Risner	Cushenberry	Glasgow	Wilkinson	Fant	Sutton	Lock	Gordon	Jewdy (WR)
vs. T.B. (9/27)	Patrick	Bolles	Risner	Cushenberry	Glasgow	Wilkinson	Fant	Jewdy	Driskel	Gordon	Hamler (WR)
at NYJ (10/1)	Patrick	Bolles	Risner	Cushenberry	Glasgow	Dotson	Fant	Hamler	Rypien	Gordon	Vannett
at N.E. (10/18)	Patrick	Bolles	Risner	Cushenberry	Glasgow	Dotson	Butt	Jewdy	Lock	Lindsay	Vannett
vs. K.C. (10/25)	Patrick	Bolles	Risner	Cushenberry	Glasgow	Dotson	Fant	Jewdy	Lock	Lindsay	Vannett
vs. LAC (11/1)	Hamilton	Bolles	Risner	Cushenberry	Schlotmann	Dotson	Fant	Jewdy	Lock	Lindsay	Vannett
at Atl. (11/8)	Patrick	Bolles	Risner	Cushenberry	Schlotmann	Dotson	Fant	Jewdy	Lock	Lindsay	Hamler (WR)
at L.V. (11/15)	Patrick	Bolles	Risner	Cushenberry	Glasgow	Anderson	Vannett	Jewdy	Lock	Gordon	Cox (FB)
vs. Mia. (11/22)	Patrick	Bolles	Risner	Cushenberry	Glasgow	Dotson	Fant	Jewdy	Lock	Gordon	Vannett
vs. N.O. (11/29)	Patrick	Bolles	Risner	Cushenberry	Glasgow	Dotson	Fant	Jewdy	Lindsay	Gordon	Vannett
at K.C. (12/6)	Patrick	Bolles	Risner	Cushenberry	Glasgow	Dotson	Fant	Jewdy	Lock	Lindsay	Vannett
at Car. (12/13)	Patrick	Anderson	Risner	Cushenberry	Muti	Wilkinson	Fant	Jewdy	Lock	Gordon	Vannett
vs. Buf. (12/19)	Patrick	Bolles	Risner	Cushenberry	Glasgow	Wilkinson	Fant	Jewdy	Lock	Lindsay	Vannett
at LAC (12/27)	Patrick	Bolles	Risner	Cushenberry	Glasgow	Wilkinson	Fant	Jewdy	Lock	Gordon	Hamler (WR)
vs. L.V. (1/3)	Patrick	Bolles	Risner	Cushenberry	Glasgow	Wilkinson	Fant	Jewdy	Lock	Gordon	Vannett

DEFENSE

GAME	DE	NT	DE	SLB	WLB	ILB	ILB	LCB	RCB	SS	FS
vs. Ten. (9/14)	S. Harris	Purcell	Casey	Attaochu	Chubb	Johnson	Jewell	Bouye	Callahan	Jackson	Simmons
at Pit. (9/20)	S. Harris	Purcell	Casey	Attaochu	Chubb	Johnson	Jewell	Ojemudia	Callahan	Jackson	Simmons
vs. T.B. (9/27)	S. Harris	Purcell	Casey	Attaochu	Chubb	Johnson	Jewell	Ojemudia	Callahan	Jackson	Simmons
at NYJ (10/1)	S. Harris	Purcell	Bassey (CB)	Reed	Chubb	Johnson	Jewell	Ojemudia	Callahan	Jackson	Simmons
at N.E. (10/18)	S. Harris	Purcell	D. Williams	Reed	Chubb	Johnson	Jewell	Ojemudia	Callahan	Jackson	Simmons
vs. K.C. (10/25)	S. Harris	Purcell	Ojemudia (CB)	Reed	Chubb	Johnson	Jewell	Bouye	Callahan	Jackson	Simmons
vs. LAC (11/1)	S. Harris	D. Williams	D. Jones	Reed	Chubb	Johnson	Jewell	Bouye	Callahan	Jackson	Simmons
at Atl. (11/8)	Walker	D. Williams	D. Jones	Reed	Chubb	Johnson	Jewell	Ojemudia	D. Harris	Jackson	Simmons
at L.V. (11/15)	Bassey (CB)	D. Williams	D. Jones	Reed	Chubb	Johnson	Jewell	Bouye	Callahan	Jackson	Simmons
vs. Mia. (11/22)	Walker	D. Williams	D. Jones	Reed	Chubb	Johnson	Jewell	Bouye	Callahan	Jackson	Simmons
vs. N.O. (11/29)	Walker	D. Williams	D. Jones	Reed	Chubb	Johnson	Jewell	Bouye	Callahan	Jackson	Simmons
at K.C. (12/6)	S. Harris	D. Williams	Bassey (CB)	Reed	Chubb	Johnson	Jewell	Bouye	Ojemudia	Jackson	Simmons
at Car. (12/13)	S. Harris	D. Williams	Dawson (CB)	Reed	Chubb	Johnson	Jewell	Bausby	Ojemudia	Jackson	Simmons
vs. Buf. (12/19)	S. Harris	D. Williams	D. Jones	Reed	Chubb	Johnson	Jewell	Bausby	Ojemudia	Jackson	Simmons
at LAC (12/27)	S. Harris	D. Williams	D. Jones	Reed	Attaochu	Johnson	Jewell	Bausby	Ojemudia	Jackson	Simmons
vs. L.V. (1/3)	Walker	D. Williams	D. Jones	Reed	Attaochu	Johnson	Jewell	Motley	Ojemudia	Jackson	Simmons

2020 INDIVIDUAL SINGLE-GAME HIGHS

BRONCOS

STATISTIC	TOTAL	PLAYER(S)
YARDS RUSHING	131	Melvin Gordon III, at K.C. (12/6/20)
RUSHING ATTEMPTS	26	Melvin Gordon III, vs. L.V. (1/3/21)
RUSHING TOUCHDOWNS	2	3x, last: Melvin Gordon III, vs. Buf. (12/19/20)
YARDS PASSING	339	Drew Lock, vs. L.V. (1/3/21)
PASS ATTEMPTS	48	Drew Lock, at Atl. (11/8/20)
PASS COMPLETIONS	26	Drew Lock, vs. LAC (11/1/20)
TOUCHDOWN PASSES	4	Drew Lock, at Car. (12/13/20)
PASSES HAD INTERCEPTED	4	Drew Lock, vs. L.V. (11/15/20)
RECEPTIONS	8	Noah Fant, vs. Buf. (12/19/20)
RECEIVING YARDS	140	Jerry Jeudy, vs. L.V. (1/3/21)
RECEIVING TOUCHDOWNS	2	Tim Patrick, at K.C. (12/6/20)
TOTAL YARDS FROM SCRIMMAGE	142	Melvin Gordon III, at K.C. (12/6/20)
ALL-PURPOSE YARDS	142	Melvin Gordon III, at K.C. (12/6/20)
FIELD GOALS	6	Brandon McManus, at N.E. (10/18/20)
TACKLES	12	2x, last: Kareem Jackson, vs. LAC (11/1/20)
INTERCEPTIONS	1	7x, last: Justin Simmons/Kareem Jackson, vs. L.V. (1/3/21)
SACKS	2.5	Bradley Chubb, at NYJ (10/1/20)
LONGEST RUN FROM SCRIMMAGE	65	Melvin Gordon III, at K.C. (12/6/20)
LONGEST PASS COMPLETION	92	Drew Lock, vs. L.V. (1/3/21)
LONGEST PASS RECEPTION	92	Jerry Jeudy, vs. L.V. (1/3/21)
LONGEST INTERCEPTION RETURN	46	Justin Simmons, vs. LAC (11/1/20)
LONGEST PUNT RETURN	83	Diontae Spencer, at Car. (12/13/20)
LONGEST KICKOFF RETURN	31	Tyrie Cleveland, at K.C. (12/6/20)
LONGEST PUNT	69	Sam Martin, vs. LAC (11/1/20)
LONGEST FIELD GOAL	58	Brandon McManus, vs. N.O. (11/29/20)

OPPONENTS

STATISTIC	TOTAL	PLAYER(S)
YARDS RUSHING	124	Latavius Murray, vs. N.O. (11/29/20)
RUSHING ATTEMPTS	31	Derrick Henry, vs. Ten. (9/14/20)
RUSHING TOUCHDOWNS	2	4x, last: Josh Jacobs, vs. L.V. (1/3/21)
YARDS PASSING	371	Derek Carr, vs. L.V. (1/3/21)
PASS ATTEMPTS	43	2x, last: Justin Herbert, vs. LAC (11/1/20)
PASS COMPLETIONS	30	Teddy Bridgewater, at Car. (12/13/20)
TOUCHDOWN PASSES	3	3x, last: Matt Ryan, at Atl. (11/8/20)
PASSES HAD INTERCEPTED	2	3x, last: Derek Carr, vs. L.V. (1/3/21)
RECEPTIONS	11	Stefon Diggs, vs. Buf. (12/19/20)
RECEIVING YARDS	147	Stefon Diggs, vs. Buf. (12/19/20)
RECEIVING TOUCHDOWNS	2	Mike Evans, vs. T.B. (9/27/20)
TOTAL YARDS FROM SCRIMMAGE	147	Stefon Diggs, vs. Buf. (12/19/20)
ALL-PURPOSE YARDS	147	Stefon Diggs, vs. Buf. (12/19/20)
FIELD GOALS	5	2x, last: Harrison Butker, at K.C. (12/6/20)
TACKLES	12	Ja'Whaun Bentley, at N.E. (10/18/20)
INTERCEPTIONS	2	3x, last: Tyrann Mathieu, at K.C. (12/6/20)
SACKS	2.5	T.J. Watt, at Pit. (9/20/20)
LONGEST RUN FROM SCRIMMAGE	59	James Conner, at Pit. (9/20/20)
LONGEST PASS COMPLETION	84	Ben Roethlisberger, at Pit. (9/20/20)
LONGEST PASS RECEPTION	84	Chase Claypool, at Pit. (9/20/20)
LONGEST INTERCEPTION RETURN	50	Daniel Sorensen, vs. K.C. (10/25/20)
LONGEST PUNT RETURN	30	KJ Hill Jr., vs. LAC (11/1/20)
LONGEST KICKOFF RETURN	102	Byron Pringle, vs. K.C. (10/25/20)
LONGEST PUNT	66	Brett Kern, vs. Ten. (9/14/20)
LONGEST FIELD GOAL	54	Sam Ficken, at NYJ (10/1/20)

2020 TEAM SINGLE-GAME HIGHS & LOWS

BRONCOS

STATISTIC	HIGH	LOW
TOTAL FIRST DOWNS	24 2x, vs. L.V. (1/3/21)	6 vs. N.O. (11/29/20)
TOTAL NET YARDS	459 vs. Mia. (11/22/20)	112 vs. N.O. (11/29/20)
TOTAL OFFENSIVE PLAYS	77 at LAC (12/27/20)	43 vs. N.O. (11/29/20)
NET YARDS RUSHING	189 vs. Mia. (11/22/20)	42 vs. T.B. (9/27/20)
RUSHING ATTEMPTS	37 at N.E. (10/18/20)	14 vs. T.B. (9/27/20)
NET YARDS PASSING	324 vs. L.V. (1/3/21)	12 vs. N.O. (11/29/20)
PASS ATTEMPTS	48 at Atl. (11/8/20)	9 vs. N.O. (11/29/20)
PASS COMPLETIONS	26 vs. LAC (11/1/20)	1 vs. N.O. (11/29/20)
PASSES HAD INTERCEPTED	4 at L.V. (11/15/20)	0 4x, (last vs. L.V., 1/3/21)
TIMES SACKED	7 at Pit. (9/20/20)	0 4x, (last at K.C., 12/6/20)
PUNTS	7 vs. N.O. (11/29/20)	1 at NYJ (10/1/20)
GROSS PUNTING AVERAGE	54.2 vs. LAC (11/1/20)	37.7 vs. T.B. (9/27/20)
NET PUNTING AVERAGE	50.0 vs. Mia. (11/22/20)	34.2 vs. T.B. (9/27/20)
PUNT RETURNS	3 2x, (last at LAC, 12/27/20)	0 4x, (last vs. N.O., 11/29/20)
PUNT RETURN YARDS	83 at Car. (12/13/20)	0 5x, (last vs. Buf., 12/19/20)
KICKOFF RETURNS	6 at Atl. (11/8/20)	0 4x, (last vs. Buf., 12/19/20)
KICKOFF RETURN YARDS	145 at Atl. (11/8/20)	0 4x, (last vs. Buf., 12/19/20)
INTERCEPTION RETURNS	2 vs. L.V. (1/3/21)	0 8x, (last at LAC, 12/27/20)
INTERCEPTION RETURN YARDS	46 vs. LAC (11/1/20)	0 8x, (last at LAC, 12/27/20)
PENALTIES	8 3x, (last vs. Mia., 11/22/20)	2 3x, (last at Car., 12/13/20)
YARDS PENALIZED	94 at NYJ (10/1/20)	10 vs. N.O. (11/29/20)
FUMBLES	4 2x, (last vs. K.C., 10/25/20)	0 4x, (last at LAC, 12/27/20)
FUMBLES LOST	2 vs. K.C. (10/25/20)	0 7x, (last vs. L.V., 1/3/21)
SACKS MADE	6 vs. Mia. (11/22/20)	0 at L.V. (11/15/20)
FUMBLES FORCED	3 at N.E. (10/18/20)	0 7x, (last at K.C., 12/6/20)
FUMBLES RECOVERED	2 vs. L.V. (1/13/21)	0 11x, (last at LAC, 12/27/20)
TIME OF POSSESSION	33:24 vs. K.C. (10/25/20)	23:22 at L.V. (11/15/20)

OPPONENTS

STATISTIC	High	Low
TOTAL FIRST DOWNS	29 vs. Buf. (12/19/20)	14 at N.E. (10/18/20)
TOTAL NET YARDS	534 vs. Buf. (12/19/20)	223 vs. Mia. (11/22/20)
TOTAL OFFENSIVE PLAYS	84 vs. LAC (11/1/20)	51 vs. K.C. (10/25/20)
NET YARDS RUSHING	229 vs. N.O. (11/29/20)	56 vs. Mia. (11/22/20)
RUSHING ATTEMPTS	44 vs. N.O. (11/29/20)	17 vs. Mia. (11/22/20)
NET YARDS PASSING	359 vs. L.V. (1/3/21)	63 vs. N.O. (11/29/20)
PASS ATTEMPTS	43 2x, last: vs. LAC (11/1/20)	16 vs. N.O. (11/29/20)
PASS COMPLETIONS	41 at Pit. (9/20/20)	9 vs. N.O. (11/29/20)
PASSES HAD INTERCEPTED	2 2x, last: vs. L.V. (1/3/21)	0 9x, last: at LAC (12/27/20)
TIMES SACKED	6 vs. Mia. (11/22/20)	1 4x, last: vs. Buf. (12/19/20)
GROSS PUNTING AVERAGE	63.0 vs. Buf. (12/19/20)	36.6 at Atl. (11/8/20)
NET PUNTING AVERAGE	63.0 vs. Buf. (12/19/20)	22.8 at Car. (12/13/20)
PUNT RETURNS	4 vs. Buf. (12/19/20)	0 2x, last: at LAC (12/27/20)
PUNT RETURN YARDS	38 vs. LAC (12/27/20)	0 4x, last: at L.V. (1/3/21)
KICKOFF RETURNS	3 4x, last: at LAC (12/27/20)	0 4x, last: vs. L.V. (1/3/21)
KICKOFF RETURN YARDS	123 vs. K.C. (10/25/20)	0 4x, last: vs. L.V. (1/3/21)
INTERCEPTION RETURNS	4 at L.V. (11/15/20)	0 5x, last: vs. L.V. (1/3/21)
INTERCEPTION RETURN YARDS	74 at L.V. (11/15/20)	0 5x, last: vs. L.V. (1/3/21)
PENALTIES	14 vs. L.V. (1/3/21)	1 2x, last: vs. K.C. (10/25/20)
YARDS PENALIZED	118 at NYJ (10/1/20)	4 at N.E. (10/18/20)
FUMBLES	4 at N.E. (10/18/20)	0 7x, last: at Car. (12/13/20)
FUMBLES LOST	2 vs. L.V. (1/3/21)	0 9x, last: at LAC (12/27/20)
SACKS MADE	7 at Pit. (9/20/20)	0 3x, last: vs. Mia. (11/22/20)
FUMBLES FORCED	2 3x, last: at L.V. (11/15/20)	0 9x, last: vs. L.V. (1/3/21)
FUMBLES RECOVERED	3 vs. K.C. (10/25/20)	0 9x, last: vs. L.V. (1/3/21)
TIME OF POSSESSION	36:38 at L.V. (11/15/20)	26:36 vs. K.C. (10/25/20)

2020 BRONCOS GAME-BY-GAME STATISTICS

	vs. Ten. (9/14)	at Pit. (9/20)	vs. T.B. (9/27)	at NYJ (10/1)	at N.E. (10/18)	vs. K.C. (10/25)	vs. LAC (11/1)	at Atl. (11/8)	at L.V. (11/15)	vs. Mia. (11/22)	vs. N.O. (11/29)	at K.C. (12/6)	at Car. (12/13)	vs. Buf. (12/19)	at LAC (12/27)	vs. L.V. (1/3)	TOTALS
First Downs																	
Total	19	23	13	21	15	24	17	23	20	19	6	19	23	19	23	24	308
Rushing	6	5	2	4	7	12	3	3	4	8	5	7	7	8	8	5	94
Passing	12	12	9	10	7	11	11	17	14	9	1	10	13	10	15	15	176
Penalty	1	6	2	7	1	1	3	3	2	2	0	2	3	1	0	4	38
Third-Down Efficiency																	
Converted	3	5	5	6	4	5	5	7	7	4	1	7	3	6	7	7	82
Attempts	9	15	14	12	14	14	13	16	15	12	10	13	8	14	17	16	212
Efficiency	33.3%	33.3%	35.7%	50.0%	29.0%	36.0%	38.0%	44.0%	47.0%	33.3%	10.0%	54.0%	38.0%	43.0%	41.0%	44.0%	38.1%
Fourth-Down Efficiency																	
Converted	0	0	0	0	0	0	0	0	1	1	0	0	0	0	2	0	4
Attempts	1	2	1	0	0	2	0	2	1	2	0	1	0	0	2	1	15
Efficiency	0.0%	0.0%	0.0%	0.0%	0.0%	0.0%	0.0%	0.0%	100.0%	50.0%	0.0%	0.0%	0.0%	0.0%	100.0%	0.0%	26.7%
Total Offense																	
Net Yards	323	319	226	359	299	411	351	405	313	459	112	330	365	255	396	446	5,369
Plays	59	72	59	63	63	76	59	71	68	63	43	61	58	63	77	75	1,030
Avg./play	5.5	4.4	3.8	5.7	4.7	5.4	5.9	5.7	4.6	7.3	2.6	5.4	6.3	4.0	5.1	5.9	5.1
Rushing																	
Net Yards	107	104	42	117	135	177	108	103	66	189	100	179	96	140	133	122	1918
Attempts	26	26	14	32	37	33	16	22	19	33	33	33	30	28	28	32	442
Avg./rush	4.1	4.0	3.0	3.7	3.6	5.4	6.8	4.7	3.5	5.7	3.0	5.4	3.2	5.0	4.8	3.8	4.4
TFL - yds.	1-2	4-7	2-3	5-9	4-8	2-2	3-4	1-5	2-7	5-9	5-13	1-1	3-6	0-0	1-1	3-4	42-81
Passing																	
Net Yards	216	215	184	242	164	234	243	302	247	270	12	151	269	115	263	324	3,451
Sacks	0	7	6	0	2	3	2	1	2	0	1	0	1	3	2	2	32
Yds. Lost	0	61	45	0	25	20	5	11	10	0	1	0	11	17	1	15	222
Gross Yds.	216	276	229	242	189	254	248	313	257	270	13	151	280	132	264	339	3,673
Attempts	33	39	39	31	24	40	41	48	47	30	9	28	27	32	47	41	556
Compl.	22	19	25	19	10	24	26	25	23	18	1	15	21	20	24	25	317
Pct.	66.7%	48.7%	64.1%	61.3%	42.0%	60.0%	63.4%	52.0%	48.9%	60.0%	11.1%	53.6%	77.7%	62.5%	51.0%	61.0%	57.0%
Int.	0	1	2	3	2	2	1	1	1	2	1	2	0	0	2	0	23
Avg./play	6.5	4.7	4.1	7.8	6.3	5.4	5.7	6.2	5.0	9.0	1.2	5.4	9.6	3.3	5.4	7.5	5.8
Kickoffs																	
No.	3	6	4	8	7	4	5	6	4	4	2	4	6	4	5	7	32
In End Zone-TB	2-2	4-3	3-3	8-8	7-4	3-2	4-4	4-4	3-1	4-4	1-1	4-4	6-5	1-0	3-2	7-7	64-54
Punts																	
No.	5	4	6	1	2	3	6	5	4	3	7	3	4	6	3	4	9
Yards	244	169	226	49	77	161	325	225	201	156	332	115	177	291	124	168	3,040
Avg.	48.8	42.3	37.7	49.0	38.5	53.7	54.2	45.0	50.3	52.0	47.4	38.3	44.3	48.5	41.3	42.0	44.1
Net Avg.	45.0	36.0	34.2	38.0	38.5	46.7	41.2	42.4	45.3	50.0	41.9	36.7	44.3	47.3	34.7	36.8	41.4
Had Blocked	0	0	1	0	0	0	0	0	0	0	0	0	0	0	0	0	1
Kicks, Had Blocked	0	0	0	0	0	0	0	0	0	0	0	0	0	0	0	2	2
Field Goals-PATs	0-2	2-1	1-1	3-4	6-0	1-1	1-4	2-3	2-0	2-2	1-0	1-1	0-2	0-1	3-1	3-2	28-25
Punt Returns																	
No.	2	2	0	2	0	1	1	1	0	3	0	1	1	1	3	2	20
Yards	16	15	0	51	0	0	8	8	0	10	0	-2	83	0	46	32	267
Avg.	8.0	7.5	0.0	25.5	0.0	0.0	8.0	8.0	0.0	3.3	0.0	-2.0	83.0	0.0	15.3	16.0	13.4
Kickoff Returns																	
No.	0	3	0	1	2	0	1	6	3	1	0	3	1	0	5	1	27
Yards	0	56	0	17	28	0	23	145	57	22	0	77	5	0	111	16	557
Avg.	0.0	18.7	0.0	17.0	14.0	0.0	23.0	24.2	19.0	22.0	0.0	25.7	5.0	0.0	22.2	16.0	20.6
Interception Returns																	
No.	0	1	0	0	2	0	2	1	0	1	1	0	0	0	0	2	10
Yards	0	37	0	0	1	0	46	0	0	0	26	0	0	0	0	20	130
Avg.	0.0	37.0	0.0	0.0	0.5	0.0	23.0	0.0	0.0	0.0	26.0	0.0	0.0	0.0	0.0	10.0	37.0
Penalties																	
No.	5	4	4	8	2	5	8	5	7	8	2	4	2	7	6	4	81
Yds. Lost	56	30	30	94	20	34	70	65	37	70	10	31	18	33	44	28	670
Fumbles																	
No.	4	2	1	0	1	4	0	2	2	1	1	0	2	2	0	1	23
Lost	1	1	0	0	0	2	0	0	1	1	1	0	1	1	0	0	9
Touchdowns																	
Total TDs	2	2	1	4	0	2	4	3	1	2	0	2	5	3	1	3	35
Rush	1	0	0	2	0	2	1	1	0	2	0	0	0	2	1	1	13
Pass	1	2	1	2	0	0	3	2	1	0	0	2	4	1	0	2	21
Returns	0	0	0	0	0	0	0	0	0	0	0	0	1	0	0	0	1
Fumble Returns	0	0	0	0	0	0	0	0	0	0	0	0	0	0	0	0	0
Int. Returns	0	0	0	0	0	0	0	0	0	0	0	0	0	0	0	0	0
Extra Points																	
Made-Attempts	2-2	2-2	1-1	4-4	0-0	1-2	4-4	3-3	0-1	2-2	0-0	1-2	2-5	1-3	1-1	3-3	27-35
Kicking Mid.-Att.	2-2	1-1	1-1	4-4	0-0	1-2	4-4	3-3	0-0	2-2	0-0	1-1	2-4	1-3	1-1	2-2	25-30
Rushing Mid.-Att.	0-0	0-0	0-0	0-0	0-0	0-0	0-0	0-0	0-0	0-0	0-0	0-0	0-0	0-0	0-0	0-0	0-0
Passing Mid.-Att.	0-0	1-1	0-0	0-0	0-0	0-0	0-0	0-0	0-1	0-0	0-0	0-1	0-1	0-0	0-0	1-1	2-5
Field Goals																	
Made-Attempts	0-0	2-3	1-1	3-3	6-6	1-1	1-1	2-2	2-2	2-2	1-1	1-2	0-0	0-1	3-4	3-6	28-35
Red Zone Efficiency																	
Scored-Attempts	2-3	1-4	1-2	2-4	0-2	2-2	2-3	2-2	1-3	1-4	0-0	2-2	2-2	3-3	1-4	2-5	24-44
Efficiency	67.0%	25.0%	50.0%	50.0%	0.0%	100.0%	33.3%	100.0%	33.3%	25.0%	0.0%	100.0%	100.0%	100.0%	25.0%	40.0%	54.5%
Goal-to-Go Efficiency																	
Scored-Attempts	1-2	0-1	0-0	1-1	0-1	2-2	1-1	0-0	1-1	1-2	0-0	2-2	2-2	1-1	1-1	2-3	15-20
Efficiency	50.0%	0.0%	0.0%	100.0%	0.0%	100.0%	100.0%	0.0%	100.0%	50.0%	0.0%	100.0%	100.0%	100.0%	100.0%	67.0%	75.0%
Safeties	0	0	0	0	0	0	0	0	0	0	0	0	0	0	0	0	0
Total Points	14	21	10	37	18	16	31	27	12	20	3	16	32	19	16	31	323
Time of Poss.	27:20	30:31	26:58	31:39	32:31	33:24	24:07	26:33	23:22	30:19	24:14	30:31	29:32	26:10	33:09	33:20	28:59

2020 OPPONENTS GAME-BY-GAME STATISTICS

	vs. Ten. (9/14)	at Pitt. (9/20)	vs. T.B. (9/27)	at NYJ (10/1)	at N.E. (10/18)	vs. K.C. (10/25)	vs. LAC (11/1)	at Atl. (11/8)	at L.V. (11/15)	vs. Mia. (11/22)	vs. N.O. (11/29)	at K.C. (12/6)	at Car. (12/13)	vs. Buf. (12/19)	at LAC (12/27)	vs. L.V. (1/3)	TOTALS
First Downs																	
Total	26	19	17	18	14	17	28	23	21	17	19	25	22	29	16	22	333
Rushing	6	4	5	5	5	7	10	5	11	3	14	6	8	6	3	8	106
Passing	17	15	12	11	9	9	15	15	8	11	4	18	13	19	12	13	201
Penalty	3	0	0	2	0	1	3	3	2	3	1	1	1	4	1	1	26
Third-Down Efficiency																	
Converted	7	2	8	8	4	0	7	6	6	7	7	3	6	9	3	5	88
Attempts	16	12	16	19	13	8	16	13	13	16	15	10	14	13	12	13	219
Efficiency	43.8%	16.7%	50.0%	42.1%	31.0%	0.0%	44.0%	46.0%	46.0%	44.0%	47.0%	30.0%	43.0%	69.0%	25.0%	38.0%	40.2%
Fourth-Down Efficiency																	
Converted	1	1	1	0	1	0	0	0	0	0	0	0	0	0	1	2	7
Attempts	1	2	1	2	2	0	1	0	0	0	0	0	1	1	1	2	14
Efficiency	100.0%	50.0%	100.0%	0.0%	50.0%	0.0%	0.0%	0.0%	0.0%	0.0%	0.0%	0.0%	0.0%	0.0%	100.0%	50.0%	50.0%
Total Offense																	
Net Yards	377	410	353	321	288	286	485	363	357	223	292	447	370	534	316	465	5,887
Plays	78	64	65	74	56	51	84	69	66	61	63	63	65	65	55	64	1,043
Avg./play	4.8	6.4	5.4	4.3	5.1	5.6	5.8	5.3	5.4	3.7	4.6	7.1	5.7	8.2	5.7	7.3	5.6
Rushing																	
Net Yards	130	109	68	129	117	101	210	92	203	56	229	134	125	182	89	106	2,080
Attempts	34	22	25	24	25	22	38	32	41	17	44	22	21	24	20	23	434
Avg./rush	3.8	5.0	2.7	5.4	4.7	4.6	5.5	2.9	5.0	3.3	5.2	6.1	6.0	7.6	4.5	4.6	4.8
TFL - yds.	0-0	2-3	2-4	2-3	1-1	0-0	2-5	3-9	1-5	1-3	2-3	1-3	1-2	0-0	2-3	0-0	20-44
Passing																	
Net Yards	247	301	285	192	171	185	275	271	154	167	63	313	245	352	227	359	3,807
Sacks	1	1	2	6	4	4	2	2	1	6	3	1	4	1	2	3	42
Yds. Lost	2	10	12	54	24	28	3	13	0	33	15	5	38	7	26	12	282
Gross Yds.	249	311	297	246	195	213	278	284	154	200	78	318	283	359	253	371	4,089
Attempts	43	41	38	44	27	25	44	35	25	38	16	40	40	40	33	38	567
Compl.	29	29	25	25	19	17	29	25	16	23	9	25	30	28	21	24	374
Pct.	67.4%	70.7%	65.8%	56.8%	70.4%	68.0%	65.9%	71.4%	64.0%	60.5%	56.3%	62.5%	75.0%	70.0%	63.6%	63.2%	66.0%
Int.	0	1	0	0	2	0	2	1	0	1	1	0	0	0	0	2	10
Avg./play	5.6	7.2	7.1	3.8	5.5	6.4	6.0	7.3	6.2	3.8	3.3	7.6	5.6	8.6	6.5	8.8	6.3
Kickoffs																	
No.	4	5	6	8	4	9	7	7	8	4	5	6	6	9	6	6	100
In End Zone-TB	4-4	4-2	6-6	8-7	2-2	9-9	7-6	4-1	7-5	4-3	5-5	4-3	5-5	9-9	4-1	6-5	88-73
Punts																	
No.	4	5	5	3	3	3	3	5	4	6	6	3	4	1	4	4	63
Yards	204	209	219	146	145	133	117	183	174	284	274	112	174	63	193	199	2,829
Avg.	51.0	41.8	43.8	48.7	48.3	44.3	39.0	36.6	43.5	47.3	45.7	37.3	43.5	63.0	48.3	49.8	44.9
Net Avg.	47.0	34.8	39.8	25.0	48.3	44.3	29.7	31.0	43.5	45.7	45.7	38.0	22.8	63.0	36.8	41.8	39.1
Had Blocked	0	0	0	0	0	0	0	0	0	0	0	0	0	0	0	0	0
Kicks, Had Blocked 1	0	1	0	0	0	0	0	0	0	0	0	0	0	0	0	0	2
Field Goals-PATs 1-1	1-3	2-2	5-1	2-0	3-4	3-3	2-4	3-4	2-1	1-4	5-1	2-3	2-5	4-1	1-4	39-41	
Punt Returns																	
No.	3	2	3	1	0	2	3	1	3	1	1	2	4	0	1	28	
Yards	19	25	21	11	0	21	38	13	20	6	19	5	0	7	0	21	226
Avg.	6.3	12.5	7.0	11.0	0.0	10.5	12.7	13.0	6.7	6.0	19.0	5.0	0.0	1.8	0.0	21.0	8.1
Kickoff Returns																	
No.	1	3	1	0	3	2	1	0	2	0	1	0	1	3	3	0	21
Yards	19	88	17	0	77	123	26	0	35	0	17	0	16	102	107	0	627
Avg.	19.0	29.3	17.0	0.0	25.7	61.5	26.0	0.0	17.5	0.0	17.0	0.0	16.0	34.0	35.7	0.0	29.9
Interception Returns																	
No.	0	1	2	3	2	2	1	1	4	1	2	2	0	0	2	0	23
Yards	0	24	25	37	30	68	23	19	74	10	17	0	0	0	9	0	336
Avg.	0.0	24.0	12.5	12.3	15.0	34.0	23.0	19.0	18.5	10.0	8.5	0.0	0.0	0.0	4.5	0.0	14.6
Penalties																	
No.	5	10	9	11	1	1	6	5	8	5	5	5	7	8	6	14	106
Yds. Lost	37	89	71	118	4	15	67	61	82	50	35	44	48	75	45	111	952
Fumbles																	
No.	0	2	1	0	4	2	0	0	0	0	2	0	0	2	1	2	16
Lost	0	1	0	0	1	1	0	0	0	0	0	0	0	1	0	2	6
Touchdowns																	
Total TDs	2	3	3	2	1	5	3	4	4	1	4	1	3	6	1	4	47
Rush	0	1	0	1	1	2	0	1	4	0	4	0	3	3	0	2	22
Pass	2	2	3	0	0	1	3	3	0	1	0	1	0	2	1	2	21
Returns	0	0	0	0	0	1	0	0	0	0	0	0	0	0	0	0	1
Fumble Returns	0	0	0	0	0	0	0	0	0	0	0	0	0	1	0	0	1
Int. Returns	0	0	0	1	0	1	0	0	0	0	0	0	0	0	0	0	2
Extra Points																	
Made-Attempts 1-2	3-3	2-3	1-2	0-1	4-5	3-3	4-4	4-4	1-1	4-4	1-1	3-3	6-6	1-1	4-4	42-47	
Kicking Mid.-Att. 1-2	3-3	2-3	1-1	0-0	4-5	3-3	4-4	4-4	1-1	4-4	1-1	3-3	6-6	1-1	3-3	41-44	
Rushing Mid.-Att. 0-0	0-0	0-0	0-0	0-0	0-0	0-0	0-0	0-0	0-0	0-0	0-0	0-0	0-0	0-0	0-0	0-1	
Passing Mid.-Att. 0-0	0-0	0-0	0-0	0-0	0-0	0-0	0-0	0-0	0-0	0-0	0-0	0-0	0-0	0-0	0-0	1-1	1-2
Field Goals																	
Made-Attempts 1-4	1-1	2-2	5-5	2-2	3-3	3-3	2-2	3-3	2-2	1-1	5-5	2-2	2-2	4-4	1-1	39-42	
Red Zone Efficiency																	
Scored-Attempts 2-3	1-3	3-4	0-3	1-2	3-6	2-4	2-4	3-5	1-3	3-3	0-4	3-5	3-6	1-4	1-2	29-61	
Efficiency	67.0%	33.3%	75.0%	0.0%	50.0%	50.0%	50.0%	60.0%	33.3%	30.0%	0.0%	60.0%	50.0%	25.0%	50.0%	47.5%	
Goal-to-Go Efficiency																	
Scored-Attempts 2-2	1-2	3-3	0-0	1-1	2-2	2-2	0-0	2-3	1-1	2-2	0-3	2-3	3-4	0-1	1-2	22-31	
Efficiency	100.0%	50.0%	100.0%	0.0%	100.0%	100.0%	0.0%	67.0%	100.0%	100.0%	0.0%	67.0%	75.0%	0.0%	50.0%	70.9%	
Safeties	0	1	1	0	0	0	0	0	0	0	0	0	0	0	0	0	2
Total Points	16	26	28	28	12	43	30	34	37	13	31	22	27	48	19	32	446
Time of Poss. 32:40	29:00	33:02	28:21	27:29	26:36	35:53	33:27	36:38	29:41	35:46	29:29	30:28	33:50	26:51	26:40	31:01	2:58:31

2020 GAME-BY-GAME PARTICIPATION

	vs. Ten. (9/14)	at Pit. (9/20)	vs. T.B. (9/27)	at NYJ (10/1)	at N.E. (10/18)	vs. K.C. (10/25)	vs. LAC (11/1)	at Atl. (11/8)	at L.V. (11/15)	vs. Mia. (11/22)	vs. N.O. (11/29)	at K.C. (12/6)	at Car. (12/13)	vs. Buf. (12/19)	at LAC (12/27)	vs. L.V. (1/3)	Reg. Season P-S-DNP-INA
Agim, M.	INA	INA	P	P	INA	INA	INA	P	P	P	P	INA	P	P	P	P	10-0-0-6
Anderson, C.	P	P	P	P	P	P	P	P	RT	P	P	P	LT	P	P	P	16-2-0-0
Attaochu, J.	SLB	SLB	SLB	INA	INA	INA	P	P	P	P	P	P	P	P	WLB	WLB	13-5-0-3
Bailey, O.	PS	PS	PS	PS	PS	PS	PS	PS	P	PS	PS	PS	PS	PS	PS	PS	1-0-0-0
Barron, M.	INA	INA	IR	IR	IR	IR	IR	IR	IR	INA	INA	INA	INA	INA	NWT	NWT	0-0-0-6
Bassey, E.	P	P	P	CB	P	P	P	P	CB	P	P	CB	IR	IR	IR	IR	12-3-0-0
Bausby, D.	PS	P	P	P	P	NWT	NWT	NWT	PS	P	P	DNP	LCB	LCB	LCB	P	10-3-1-0
Beck, A.	P	P	P	P	P	INA	IR	IR	IR	IR	IR	P	P	P	P	P	10-0-1-0
Bellamy, L.	PS	P	P	P	IR	IR	IR	IR	IR	IR	PS	PS	PS	PS	P	P	5-0-0-0
Bobenmoyer, J.	P	P	P	P	P	P	P	P	P	P	P	P	P	P	P	P	16-0-0-0
Bolles, G.	LT	LT	LT	LT	LT	LT	LT	LT	LT	LT	LT	LT	INA	LT	LT	LT	15-15-0-1
Bouye, A.	LCB	IR	IR	IR	IR	LCB	LCB	INA	LCB	LCB	LCB	LCB	SUS	SUS	SUS	SUS	7-7-0-1
Bradham, N.	NWT	NWT	NWT	NWT	PS	P	PS	PS	NWT	NWT	NWT	NWT	NWT	NWT	NWT	NWT	1-0-0-0
Brown, F.	PS	PS	PS	PS	PS	PS	P	PS	PS	PS	PS	PS	PS	PS	PS	PS	1-0-0-0
Butt, J.	P	P	P	P	TE	INA	INA	IR	IR	IR	IR	IR	IR	IR	IR	DNP	5-1-1-2
Callitro, A.	P	P	P	IR	IR	IR	P	P	P	P	P	P	P	P	P	P	13-0-0-0
Callahan, B.	RCB	RCB	RCB	RCB	RCB	RCB	RCB	INA	RCB	RCB	RCB	RCB	IR	IR	IR	IR	10-10-0-1
Casey, J.	DE	DE	DE	IR	IR	IR	IR	IR	IR	IR	IR	IR	IR	IR	IR	IR	3-3-0-0
Chickillo, A.	NWT	INA	P	P	P	P	P	P	P	P	P	P	INA	INA	P	INA	11-0-0-4
Chubb, B.	WLB	WLB	WLB	WLB	WLB	WLB	WLB	WLB	WLB	WLB	WLB	WLB	WLB	WLB	INA	INA	14-14-0-2
Cleveland, T.	P	INA	P	P	P	P	P	P	INA	INA	P	INA	INA	INA	P	P	10-0-0-6
Cox, J.	PS	PS	PS	PS	P	P	P	P	FB	P	P	INA	NWT	PS	PS	PS	7-1-0-1
Cushenberry III, L.	C	C	C	C	C	C	C	C	C	C	C	C	C	C	C	C	16-16-0-0
Dawson Jr., D.	P	P	P	P	P	P	P	P	P	INA	P	P	CB	IR	IR	IR	12-1-0-1
Dotson, D.	DNP	DNP	DNP	RT	RT	RT	RT	RT	DNP	RT	RT	RT	RT	INA	INA	INA	8-8-5-3
Driskel, J.	DNP	P	QB	P	INA	INA	INA	INA	INA	RC	RC	RC	RC	INA	INA	INA	3-1-1-9
Fant, N.	TE	TE	TE	TE	INA	TE	TE	TE	TE	TE	TE	TE	TE	TE	TE	TE	15-14-0-1
Freeman, R.	P	P	P	P	P	P	P	P	P	P	P	P	P	P	P	P	16-0-0-0
Fumagalli, T.	NWT	NWT	NWT	NWT	NWT	NWT	NWT	NWT	P	P	P	P	P	P	P	P	8-0-0-0
Glasgow, G.	RG	RG	RG	RG	RG	RG	RC	RC	RG	RG	RG	RG	INA	RG	RG	RG	13-13-0-1
Gordon III, M.	RB	RB	RB	RB	INA	P	RB	P	RB	P	RB	P	RB	P	RB	RB	15-10-0-1
Harlston, N.	NWT	NWT	NWT	NWT	NWT	NWT	NWT	NWT	NWT	NWT	NWT	NWT	NWT	P	P	P	3-0-0-0
Hamilton, D.	WR	P	P	P	P	WR	P	P	P	P	P	P	P	P	P	P	16-2-0-0
Hamler, K.	INA	P	WR	WR	INA	P	WR	P	P	P	P	P	P	P	WR	IR	13-4-0-2
Harris, D.	P	P	INA	INA	P	P	RCB	P	NWT	NWT	NWT	NWT	NWT	NWT	NWT	NWT	7-1-0-2
Harris, S.	DE	DE	DE	DE	DE	DE	RC	RC	RC	RC	RC	DE	DE	DE	DE	DE	11-11-0-0
Hinton, K.	NWT	NWT	NWT	NWT	NWT	NWT	NWT	PS	PS	PS	P	DE	DE	DE	PS	PS	1-0-0-0
Holder, A.	PS	PS	PS	PS	PS	PS	PS	P	PS	P	P	P	P	P	P	P	8-0-0-0
Jackson, K.	SS	SS	SS	SS	SS	SS	SS	SS	SS	SS	SS	SS	SS	SS	SS	SS	16-16-0-0
Jernigan, T.	NWT	NWT	NWT	P	P	NWT	NWT	NWT	NWT	NWT	NWT	NWT	NWT	NWT	NWT	NWT	2-0-0-0
Jeady, J.	P	WR	WR	P	WR	WR	WR	WR	WR	WR	WR	WR	WR	WR	WR	WR	16-14-0-0
Jewell, J.	ILB	ILB	ILB	ILB	ILB	ILB	ILB	ILB	ILB	ILB	ILB	ILB	ILB	ILB	ILB	ILB	16-16-0-0
Johnes, A.	ILB	ILB	ILB	ILB	ILB	ILB	ILB	ILB	ILB	ILB	ILB	ILB	ILB	ILB	ILB	ILB	16-16-0-0
Jones, D.	P	P	IR	IR	P	DE	DE	DE	DE	DE	DE	P	DE	DE	DE	DE	13-8-0-0
Jones, J.	P	P	P	P	P	P	P	P	INA	INA	P	P	P	P	P	P	14-0-0-2
Lindsay, P.	RB	INA	INA	INA	RB	RB	P	RB	P	RB	RB	P	P	P	P	P	11-8-0-3
Lock, D.	QB	QB	INA	INA	QB	QB	QB	QB	QB	QB	RC	QB	QB	QB	QB	QB	13-13-0-2
Locke, P.	P	PS	P	P	P	P	P	P	P	P	P	P	P	P	P	P	15-0-0-1
Marshall, T.	P	P	P	P	P	P	P	P	P	INA	INA	INA	P	P	INA	P	12-0-0-4
Martin, S.	P	P	P	P	P	P	P	P	P	P	P	P	P	P	P	P	16-0-0-0
McManus, B.	P	P	P	P	P	P	P	P	P	P	P	P	P	RC	P	P	15-0-0-0
Miller, V.	INA	IR	IR	IR	IR	IR	IR	IR	IR	IR	IR	IR	IR	IR	IR	IR	0-0-0-1
Morris, P.	PS	PS	PS	PS	PS	PS	P	IR	IR	IR	IR	IR	IR	IR	IR	IR	1-0-0-0
Motley, P.	NWT	NWT	NWT	NWT	NWT	NWT	NWT	NWT	NWT	NWT	NWT	NWT	NWT	NWT	P	LCB	2-1-0-0
Muti, N.	INA	INA	INA	INA	INA	INA	INA	P	INA	P	INA	INA	RC	DNP	DNP	P	4-1-2-10
Ojemudia, M.	P	LCB	LCB	LCB	CB	P	LCB	P	P	P	RCB	RCB	RCB	RCB	RCB	RCB	16-11-0-0
Okwuegunan, A.	INA	INA	INA	INA	P	P	P	P	IR	IR	IR	IR	IR	IR	IR	IR	4-0-0-4
Parks, W.	NWT	NWT	NWT	NWT	NWT	NWT	NWT	NWT	NWT	NWT	NWT	NWT	NWT	P	P	P	4-0-0-0
Patrick, T.	WR	WR	WR	WR	WR	WR	INA	WR	WR	WR	WR	WR	WR	WR	WR	WR	15-15-0-1
Purcell, M.	NT	NT	NT	NT	NT	NT	IR	IR	IR	IR	IR	IR	IR	IR	IR	IR	6-6-0-0
Reed, M.	P	P	P	SLB	SLB	SLB	SLB	SLB	SLB	SLB	SLB	SLB	SLB	SLB	SLB	SLB	16-13-0-0
Risner, D.	LG	LG	LG	LG	LG	LG	LG	LG	LG	LG	LG	LG	LG	LG	LG	LG	16-16-0-0
Rodgers, J.	PS	PS	PS	P	P	P	P	INA	INA	NWT	NWT	NWT	NWT	NWT	NWT	NWT	5-0-0-2
Rypien, B.	PS	PS	P	QB	DNP	P	DNP	DNP	DNP	DNP	RC	DNP	DNP	DNP	DNP	DNP	3-1-10-0
Schlottmann, A.	P	P	P	P	P	P	RG	RG	P	P	P	P	P	P	P	P	16-2-0-0
Simmons, J.	FS	FS	FS	FS	FS	FS	FS	FS	FS	FS	FS	FS	FS	FS	FS	FS	16-16-0-0
Spencer, D.	P	P	P	P	P	INA	INA	INA	P	P	RC	RC	P	P	P	P	11-0-0-3
Sutton, C.	INA	WR	IR	IR	IR	IR	IR	IR	IR	IR	IR	IR	IR	IR	IR	IR	1-1-0-1
Toliver, K.	PS	PS	PS	PS	PS	PS	P	INA	INA	INA	INA	INA	P	IR	IR	IR	2-0-0-4
Tuszka, D.	P	P	P	P	P	P	IR	IR	IR	IR	IR	IR	P	P	P	P	9-0-0-0
Vannett, N.	P	P	INA	TE	TE	TE	TE	P	TE	TE	TE	TE	TE	TE	P	TE	15-11-0-1
Walker, D.	P	P	IR	IR	P	P	DE	P	DE	DE	P	P	P	P	P	DE	13-4-0-0
Watson, J.	PS	PS	PS	P	P	PS	PS	P	P	P	P	P	P	P	P	PS	9-0-0-0
Wilkinson, E.	RT	RT	RT	IR	IR	IR	IR	IR	INA	P	P	P	RT	RT	RT	RT	9-7-0-1
Williams, D.	PS	PS	P	P	DE	P	NT	NT	NT	NT	NT	NT	NT	NT	NT	NT	14-11-0-0
Williams, S.	NWT	NWT	NWT	NWT	P	PS	P	P	P	P	P	P	INA	INA	INA	P	8-0-0-3

KEY: POS - starter; P - played; INA - inactive; PS - practice squad; NWT - not with team; SUS - suspended; IR - injured reserve; RC - COVID-19 list

2020 INDIVIDUAL GAME-BY-GAME STATISTICS — PASSING

	LOCK										DRISKEL									
					Yds./			Sack/							Yds./			Sack/		
Game	Att.	Cmp.	Yds.	Pct.	Att.	TD	Int	LG	Lost	Rtg.	Att.	Cmp.	Yds.	Pct.	Att.	TD	Int	LG	Lost	Rtg.
vs. Ten. (9/14)	33	44	216	66.7	6.55	1	0	31	0/0	95.0	DID NOT PLAY									
at Pit. (9/20)	5	1	20	20.0	4.00	0	0	20	1/8	43.8	34	18	256	52.9	7.53	2	1	45	6/53	84.9
vs. T.B. (9/27)	INACTIVE										30	17	176	56.7	5.87	1	1	28	5/45	71.0
at NYJ (10/1)	INACTIVE										0	0	0	—	—	0	0	—	0/0	—
at N.E. (10/18)	24	10	189	41.7	7.88	0	2	41	2/25	34.9	INACTIVE									
vs. K.C. (10/25)	40	24	254	60.0	6.35	0	2	27	3/20	57.7	INACTIVE									
vs. LAC (11/1)	41	26	248	63.4	6.05	3	1	43	2/5	94.4	INACTIVE									
at Atl. (11/8)	48	25	313	52.1	6.52	2	1	41	1/11	77.9	INACTIVE									
at L.V. (11/15)	23	47	257	48.9	5.47	1	4	27	2/10	37.3	INACTIVE									
vs. Mia. (11/22)	30	18	270	60.0	9.00	0	1	61	0/0	75.7	INACTIVE									
vs. N.O. (11/29)	RESERVE/COVID-19										RESERVE/COVID-19									
at K.C. (12/6)	28	15	151	53.6	5.39	2	2	37	0/0	63.2	RESERVE/COVID-19									
at Car. (12/13)	27	21	280	77.8	10.37	4	0	49t	1/11	149.5	RESERVE/COVID-19									
vs. Buf. (12/19)	32	20	132	62.5	4.13	1	0	19	3/17	81.8	INACTIVE									
at LAC (12/27)	47	24	264	51.1	5.62	0	2	27	2/1	50.3	INACTIVE									
vs. L.V. (1/3)	41	25	339	61.0	8.27	2	0	92t	2/15	103.6	INACTIVE									
TOTALS	443	254	2,933	57.3	6.62	16	15	921	19/123	75.4	64	35	432	54.7	6.75	3	2	45	11/98	78.4

Brett Rypien completed 8-of-9 passes (88.9%) for 53 yards (51.6 rtg.) vs. T.B. (9/27); completed 19-of-31 passes (61.3%) for 242 yards (67.6 rtg.) at NYJ (10/1); **Kendall Hinton** completed 1-of-9 passes (11.1%) for 13 yards (0.0 rtg.) vs. N.O. (11/29).

2020 INDIVIDUAL GAME-BY-GAME STATISTICS — RUSHING

Game	GORDON III					LINDSAY					FREEMAN					LOCK				
	No.	Yds.	Avg.	LG	TD	No.	Yds.	Avg.	LG	TD	No.	Yds.	Avg.	LG	TD	No.	Yds.	Avg.	LG	TD
vs. Ten. (9/14)	15	78	5.2	25	1	7	24	3.4	10	0	1	0	0.0	0	0	3	5	1.7	3	0
at Pit. (9/20)	19	70	3.7	17	0				INACTIVE		3	20	6.7	13	0	0	0	0.0	—	0
vs. T.B. (9/27)	8	26	3.3	9	0				INACTIVE		2	4	2.0	2	0				INACTIVE	
at NYJ (10/1)	23	107	4.7	43t	2				INACTIVE		3	6	2.0	3	0				INACTIVE	
at N.E. (10/18)					INACTIVE	23	101	4.4	20	0	8	26	3.3	11	0	5	-1	-0.2	3	0
vs. K.C. (10/25)	17	68	4.0	11	1	9	79	8.8	20	0	3	12	4.0	6	0	3	8	2.7	4	1
vs. LAC (11/1)	8	26	3.3	10	0	6	83	13.8	55t	1	0	0	0.0	—	0	2	-1	-0.5	1	0
at Atl. (11/8)	6	18	3.0	9	0	8	23	2.9	6	0	0	0	0.0	—	0	7	47	6.7	16	1
at L.V. (11/15)	11	46	4.2	11	0	4	2	0.5	4	0	2	11	5.5	9	0	2	7	3.5	5	0
vs. Mia. (11/22)	15	84	5.6	25	2	16	82	5.1	20	0	0	0	0.0	—	0	2	23	11.5	14	0
vs. N.O. (11/29)	12	31	2.6	11	0	9	20	2.2	13	0	8	50	6.3	23	2				RESERVE/COVID-19	
at K.C. (12/6)	15	131	8.7	65	0	14	26	1.9	4	0	0	0	0.0	—	0	2	9	4.5	8	0
at Car. (12/13)	13	68	5.2	15	0	11	24	2.2	9	0	0	0	0.0	—	0	6	4	0.7	6	0
vs. Buf. (12/19)	11	61	5.5	14	2	11	38	3.5	10	0	1	4	4.0	4	0	5	37	7.4	14	0
at LAC (12/27)	16	79	4.9	17	0				INJURED RESERVE		2	16	8.0	10	0	5	15	3.0	6	1
vs. L.V. (1/3)	26	93	3.6	15	1				INJURED RESERVE		2	21	10.5	20	0	2	7	3.5	5	0
TOTALS	215	986	4.6	65	9	118	502	4.3	55t	1	35	170	4.9	23	0	44	160	3.6	16	3

Game	HAMLER					DRISKEL					SPENCER					BELLAMY				
	No.	Yds.	Avg.	LG	TD	No.	Yds.	Avg.	LG	TD	No.	Yds.	Avg.	LG	TD	No.	Yds.	Avg.	LG	TD
vs. Ten. (9/14)					INACTIVE					DID NOT PLAY	0	0	0.0	—	0				PRACTICE SQUAD	
at Pit. (9/20)	1	9	9.0	9	0	2	5	2.5	3	0	0	0	0.0	—	0	0	0	0.0	—	0
vs. T.B. (9/27)	1	-2	-2.0	-2	0	3	14	4.7	9	0	0	0	0.0	—	0	0	0	0.0	—	0
at NYJ (10/1)	0	0	0.0	—	0	1	9	9.0	9	0	0	0	0.0	—	0	0	0	0.0	—	0
at N.E. (10/18)					INACTIVE				INACTIVE		1	9	9.0	9	0				INJURED RESERVE	
vs. K.C. (10/25)	1	10	10.0	10	0				INACTIVE						INACTIVE				INJURED RESERVE	
vs. LAC (11/1)	0	0	0.0	—	0				INACTIVE						INACTIVE				INJURED RESERVE	
at Atl. (11/8)	1	15	15.0	15	0				INACTIVE						INACTIVE				INJURED RESERVE	
at L.V. (11/15)	0	0	0.0	—	0				INACTIVE		0	0	0.0	—	0				INJURED RESERVE	
vs. Mia. (11/22)	0	0	0.0	—	0				INACTIVE		0	0	0.0	—	0				INJURED RESERVE	
vs. N.O. (11/29)	2	-8	-4.0	-3	0				RESERVE/COVID-19						RESERVE/COVID-19				PRACTICE SQUAD	
at K.C. (12/6)	2	13	6.5	7	0				RESERVE/COVID-19						RESERVE/COVID-19				PRACTICE SQUAD	
at Car. (12/13)	0	0	0.0	—	0				RESERVE/COVID-19		0	0	0.0	—	0				PRACTICE SQUAD	
vs. Buf. (12/19)	0	0	0.0	—	0				INACTIVE		0	0	0.0	—	0				PRACTICE SQUAD	
at LAC (12/27)	1	3	3.0	3	0				INACTIVE		1	9	9.0	9	0	3	11	3.7	8	0
vs. L.V. (1/3)					INJURED RESERVE				INACTIVE		1	1	1.0	1	0	1	0	0.0	0	0
TOTALS	9	40	4.4	15	0	6	28	4.7	9	0	3	19	6.3	9	0	4	11	2.8	8	0

Kendall Hinton had two rushes for 7 yards vs. N.O. (11/29); **Sam Martin** had one rush for no gain at Pit. (9/20); **Brett Rypien** had 5 rushes for -5 yards at NYJ (10/1).

2020 INDIVIDUAL GAME-BY-GAME STATISTICS — RECEIVING

FANT						JEUDY						PATRICK						GORDON					
Game	No.	Yds.	Avg.	LG	TD	No.	Yds.	Avg.	LG	TD		No.	Yds.	Avg.	LG	TD		No.	Yds.	Avg.	LG	TD	
vs. Ten. (9/14)	5	81	16.2	31	1	4	56	14.0	25	0		4	29	7.3	15	0		3	8	2.7	8	0	
at Pit. (9/20)	4	57	14.3	22	1	4	62	15.5	20	0		2	24	12.0	17	0		2	14	7.0	16t	1	
vs. T.B. (9/27)	5	46	9.2	18	0	5	55	11.0	22	0		4	43	10.8	27	1		4	12	3.0	6	0	
at NYJ (10/1)	5	35	7.0	11	0	2	61	30.5	48t	1		6	113	18.8	40	1		2	11	5.5	10	0	
at N.E. (10/18)	INACTIVE					2	32	16.0	16	0		4	101	25.3	41	0		INACTIVE					
vs. K.C. (10/25)	3	38	12.7	24	0	2	20	10.0	13	0		3	44	14.7	27	0		2	12	6.0	10	0	
vs. LAC (11/1)	7	47	6.7	12	0	4	73	18.3	43	0		INACTIVE						6	21	3.5	6	0	
at Atl. (11/8)	3	45	15.0	32	0	7	125	17.9	41	1		4	29	7.3	9t	1		1	9	9.0	9	0	
at L.V. (11/15)	3	18	6.0	9	0	4	68	17.0	26	0		4	61	15.3	27	0		0	0	—	—	0	
vs. Mia. (11/22)	4	55	13.8	29	0	3	37	12.3	22	0		5	119	23.8	61	0		0	0	—	—	0	
vs. N.O. (11/29)	1	13	13.0	13	0	0	0	—	—	0		0	0	—	—	0		0	0	—	—	0	
at K.C. (12/6)	4	57	14.3	37	0	1	5	5.0	5	0		4	44	11.0	21	2		1	11	11.0	11	0	
at Car. (12/13)	0	0	—	—	0	2	42	21.0	31	0		3	36	12.0	32	1		3	23	7.7	20	0	
vs. Buf. (12/19)	8	68	8.5	16	1	1	19	19.0	19	0		3	14	4.7	10	0		4	20	5.0	9	0	
at LAC (12/27)	6	65	10.8	19	0	6	61	10.2	17	0		3	39	13.0	27	0		0	0	—	—	0	
vs. L.V. (1/3)	4	48	12.0	20	0	5	140	28.0	92t	1		2	46	23.0	29	0		4	17	4.3	13	0	
TOTALS	62	673	10.9	37	3	52	856	16.5	92t	3		51	742	14.5	61	6		32	158	4.9	20	1	

HAMLER						HAMILTON						VANNETT						FREEMAN					
Game	No.	Yds.	Avg.	LG	TD	No.	Yds.	Avg.	LG	TD		No.	Yds.	Avg.	LG	TD		No.	Yds.	Avg.	LG	TD	
vs. Ten. (9/14)	INACTIVE					1	18	18.0	18	0		1	-6	-6.0	-6	0		1	12	12.0	12	0	
at Pit. (9/20)	3	48	16.0	18	0	1	5	5.0	5	0		0	0	—	—	0		0	0	—	—	0	
vs. T.B. (9/27)	3	30	10.0	17	0	0	0	—	—	0		INACTIVE						2	31	15.5	28	0	
at NYJ (10/1)	0	0	—	—	0	1	9	9.0	9	0		1	7	7.0	7	0		2	6	3.0	8	0	
at N.E. (10/18)	INACTIVE					0	0	—	—	0		1	7	7.0	7	0		1	4	4.0	4	0	
vs. K.C. (10/25)	2	24	12.0	21	0	2	26	13.0	13	0		2	25	12.5	19	0		1	5	5.0	5	0	
vs. LAC (11/1)	3	13	4.3	7	1	4	82	20.5	40t	1		0	0	—	—	0		0	0	—	—	0	
at Atl. (11/8)	6	75	12.5	36	0	2	12	6.0	9	0		1	11	11.0	11	0		0	0	—	—	0	
at L.V. (11/15)	4	50	12.5	27	0	4	33	8.3	13	1		0	0	—	—	0		2	15	7.5	14	0	
vs. Mia. (11/22)	4	35	8.8	16	0	0	0	—	—	0		2	24	12.0	15	0		0	0	—	—	0	
vs. N.O. (11/29)	0	0	—	—	0	0	0	—	—	0		0	0	—	—	0		0	0	—	—	0	
at K.C. (12/6)	2	16	8.0	8	0	0	0	—	—	0		2	7	3.5	7	0		0	0	—	—	0	
at Car. (12/13)	2	86	43.0	49t	2	1	13	13.0	13	0		4	20	5.0	8	1		0	0	—	—	0	
vs. Buf. (12/19)	1	4	4.0	4	0	0	0	—	—	0		0	0	—	—	0		0	0	—	—	0	
at LAC (12/27)	0	0	—	—	0	5	77	15.4	25	0		0	0	—	—	0		2	7	3.5	4	0	
vs. L.V. (1/3)	INJURED RESERVE					2	18	9.0	11	0		0	0	—	—	0		1	1	1.0	1	0	
TOTALS	30	381	12.7	49t	3	23	293	12.7	40t	2		14	95	6.8	19	1		12	81	6.8	28	0	

OKWUEGBUNAM						FUMAGALLI						LINDSAY						CLEVELAND					
Game	No.	Yds.	Avg.	LG	TD	No.	Yds.	Avg.	LG	TD		No.	Yds.	Avg.	LG	TD		No.	Yds.	Avg.	LG	TD	
vs. Ten. (9/14)	INACTIVE					NOT ON TEAM						1	11	11.0	11	0		1	7	7.0	7	0	
at Pit. (9/20)	INACTIVE					NOT ON TEAM						INACTIVE						INACTIVE					
vs. T.B. (9/27)	INACTIVE					NOT ON TEAM						INACTIVE						0	0	—	—	0	
at NYJ (10/1)	INACTIVE					NOT ON TEAM						INACTIVE						0	0	—	—	0	
at N.E. (10/18)	2	45	22.5	27	0	NOT ON TEAM						0	0	—	—	0		0	0	—	—	0	
vs. K.C. (10/25)	7	60	8.6	17	0	NOT ON TEAM						0	0	—	—	0		0	0	—	—	0	
vs. LAC (11/1)	1	9	9.0	9t	1	NOT ON TEAM						1	3	3.0	3	0		0	0	—	—	0	
at Atl. (11/8)	1	7	7.0	7	0	NOT ON TEAM						0	0	—	—	0		0	0	—	—	0	
at L.V. (11/15)	INJURED RESERVE					2	12	6.0	8	0		0	0	—	—	0		INACTIVE					
vs. Mia. (11/22)	INJURED RESERVE					0	0	—	—	0		0	0	—	—	0		INACTIVE					
vs. N.O. (11/29)	INJURED RESERVE					0	0	—	—	0		0	0	—	—	0		0	0	—	—	0	
at K.C. (12/6)	INJURED RESERVE					0	0	—	—	0		0	0	—	—	0		1	11	11.0	11	0	
at Car. (12/13)	INJURED RESERVE					4	53	13.3	29	0		2	7	3.5	4	0		INACTIVE					
vs. Buf. (12/19)	INJURED RESERVE					0	0	—	—	0		3	7	2.3	8	0		INACTIVE					
at LAC (12/27)	INJURED RESERVE					0	0	—	—	0		INJURED RESERVE						INACTIVE					
vs. L.V. (1/3)	INJURED RESERVE					2	15	7.5	14	1		INJURED RESERVE						4	45	11.3	17	0	
TOTALS	11	121	11.0	27	1	8	80	10.0	29	1		7	28	4.0	11	0		6	63	10.5	17	0	

Courtland Sutton had three catches for 66 yards (22.0 avg.); Diontae Spencer had three catches for 26 yards (8.7 avg.); Jake Butt had two catches for five yards (2.5 avg.); LeVante Bellamy had one catch for five yards (5.0 avg.).

2020 INDIVIDUAL GAME-BY-GAME STATISTICS — KICK RETURNS

Game	SPENCER					CLEVELAND					HAMLER				
	KR	Yds.	Avg.	LG	TD	KR	Yds.	Avg.	LG	TD	KR	Yds.	Avg.	LG	TD
vs. Ten. (9/14)	0	0	—	—	0	0	0	—	—	0	INACTIVE				
at Pit. (9/20)	2	38	19.0	22	0	INACTIVE					1	18	18.0	18	0
vs. T.B. (9/27)	0	0	—	—	0	0	0	—	—	0	0	0	—	—	0
at NYJ (10/1)	0	1	17.0	17	0	0	0	—	—	0	0	0	—	—	0
at N.E. (10/18)	0	1	15.0	15	0	1	13	13.0	13	0	INACTIVE				
vs. K.C. (10/25)	INACTIVE					0	0	—	—	0	0	0	—	—	0
vs. LAC (11/1)	INACTIVE					1	23	23.0	23	0	0	0	—	—	0
at Atl. (11/8)	INACTIVE					5	121	24.2	30	0	1	24	24.0	24	0
at L.V. (11/15)	3	57	19.0	28	0	INACTIVE					0	0	—	—	0
vs. Mia. (11/22)	1	22	22.0	22	0	INACTIVE					0	0	—	—	0
vs. N.O. (11/29)	RESERVE/COVID-19					0	0	—	—	0	0	0	—	—	0
at K.C. (12/6)	RESERVE/COVID-19					3	77	25.7	31	0	0	0	—	—	0
at Car. (12/13)	1	5	5.0	5	0	INACTIVE					0	0	—	—	0
vs. Buf. (12/19)	0	0	—	—	0	INACTIVE					0	0	—	—	0
at LAC (12/27)	5	111	22.2	28	0	INACTIVE					0	0	—	—	0
vs. L.V. (1/3)	1	16	16.0	16	0	0	0	—	—	0	INJURED RESERVE				
TOTALS	15	281	18.7	28	0	10	234	23.4	31	0	2	42	21.0	24	0

2020 INDIVIDUAL GAME-BY-GAME STATISTICS — PUNT RETURNS

Game	SPENCER					HAMLER				
	PR	Yds.	Avg.	LG	TD	PR	Yds.	Avg.	LG	TD
vs. Ten. (9/14)	2	16	8.0	9	0	INACTIVE				
at Pit. (9/20)	2	15	7.5	9	0	0	0	—	—	0
vs. T.B. (9/27)	0	0	—	—	0	0	0	—	—	0
at NYJ (10/1)	2	51	25.5	41	0	0	0	—	—	0
at N.E. (10/18)	0	0	—	—	0	INACTIVE				
vs. K.C. (10/25)	INACTIVE					1	0	0.0	0	0
vs. LAC (11/1)	INACTIVE					0	0	—	—	0
at Atl. (11/8)	INACTIVE					1	8	8.0	8	0
at L.V. (11/15)	0	0	—	—	0	0	0	—	—	0
vs. Mia. (11/22)	3	10	3.3	9	0	0	0	—	—	0
vs. N.O. (11/29)	RESERVE/COVID-19					0	0	—	—	0
at K.C. (12/6)	RESERVE/COVID-19					1	-2	-2.0	-2	0
at Car. (12/13)	1	83	83.0	83	1	0	0	—	—	0
vs. Buf. (12/19)	1	0	0.0	0	0	0	0	—	—	0
at LAC (12/27)	3	46	15.3	21	0	0	0	—	—	0
vs. L.V. (1/3)	2	32	16.0	19	0	INJURED RESERVE				
TOTALS	16	253	15.8	83	1	3	6	2.0	8	0

Bryce Callahan had one punt return for 8 yards (8.0 avg.).

2020 KICKING / PUNTING

McMANUS										MARTIN									
Game	1-19	20-29	30-39	40-49	50+	Total	Pct.	LG	PATM/A	Game	No.	Yds.	Avg.	Net	TB	In20	LG	BK	
vs. Ten. (9/14)	0-0	0-0	0-0	0-0	0-0	0/0	—	—	2/2	vs. Ten. (9/14)	5	232	46.4	42.6	0	3	56	0	
at Pit. (9/20)	0-0	1-1	0-0	1-1	0-1	2/3	66.7	49	1/1	at Pit. (9/20)	4	169	42.3	36.0	0	1	55	0	
vs. T.B. (9/27)	0-0	0-0	0-0	0-0	1-1	1/1	100.0	56	1/1	vs. T.B. (9/27)	5	226	45.2	34.2	0	0	49	1	
at NYJ (10/1)	0-0	0-0	0-0	1-1	2-2	3/3	100.0	54	4/4	at NYJ (10/1)	1	49	49.0	38.0	0	0	49	0	
at N.E. (10/18)	0-0	2-2	0-0	2-2	2-2	6/6	100.0	54	0/0	at N.E. (10/18)	2	77	38.5	38.5	0	1	46	0	
vs. K.C. (10/25)	0-0	0-0	0-0	1-1	0-0	1/1	100.0	43	1/2	vs. K.C. (10/25)	3	161	53.7	46.7	0	1	60	0	
vs. LAC (11/1)	0-0	0-0	1-1	0-0	0-0	1/1	100.0	35	4/4	vs. LAC (11/1)	6	325	54.2	41.2	2	1	69	0	
at Atl. (11/8)	0-0	0-0	0-0	2-2	0-0	2/2	100.0	43	3/3	at Atl. (11/8)	5	225	45.0	42.2	0	4	64	0	
at L.V. (11/15)	0-0	0-0	1-1	0-0	1-1	2/2	100.0	50	0/0	at L.V. (11/15)	4	201	50.3	45.3	0	0	58	0	
vs. Mia. (11/22)	0-0	1-1	0-0	1-1	0-0	2/2	100.0	47	2/2	vs. Mia. (11/22)	3	156	52.0	50.0	0	1	56	0	
vs. N.O. (11/29)	0-0	0-0	0-0	0-0	1-1	1/1	100.0	58	0/0	vs. N.O. (11/29)	7	332	47.4	41.9	1	0	55	0	
at K.C. (12/6)	0-0	0-0	0-0	0-0	1-2	1/2	50.0	53	1/1	at K.C. (12/6)	3	115	38.3	36.7	0	1	40	0	
at Car. (12/13)	0-0	0-0	0-0	0-0	0-0	0/0	—	—	2/4	at Car. (12/13)	4	177	44.3	44.3	0	2	58	0	
vs. Buf. (12/19)	RESERVE/COVID-19										vs. Buf. (12/19)	6	291	48.5	47.3	0	2	56	0
at LAC (12/27)	0-0	0-0	1-2	0-0	2-2	3/4	75.0	52	1/1	at LAC (12/27)	3	124	41.3	34.7	1	1	44	0	
vs. L.V. (1/3)	0-0	2-2	1-1	0-0	0-3	3/6	50.0	37	2/2	vs. L.V. (1/3)	4	168	42.0	36.8	0	1	53	0	
TOTALS	0-0	6-6	4-5	8-8	10-15	28/34	82.4	58	24/27	TOTALS	65	3,028	46.6	41.2	4	19	69	1	

Taylor Russell had one field goal attempt for 51 yards and finished 1-3 on extra point attempts vs. Buf. (12/19).



2020 INDIVIDUAL GAME-BY-GAME STATISTICS — DEFENSE

JOHNSON						JEWELL						SIMMONS						JACKSON					
Game	TT	UT	A	S-Yds	I-Yds	TT	UT	A	S-Yds	I-Yds		TT	UT	A	S-Yds	I-Yds		TT	UT	A	S-Yds	I-Yds	
vs. Ten. (9/14)	12	8	4	0-0	0-0	8	5	3	0-0	0-0		6	4	2	0-0	0-0		6	5	1	0-0	0-0	
at Pit. (9/20)	8	6	2	0-0	0-0	5	3	2	0-0	0-0		8	7	1	0-0	1-37		4	3	1	0-0	0-0	
vs. T.B. (9/27)	3	2	1	0-0	0-0	6	4	2	0-0	0-0		8	7	1	0-0	0-0		6	4	2	0-0	0-0	
at NYJ (10/1)	6	3	3	1-10	0-0	10	8	2	2-16	0-0		5	5	0	0-0	0-0		6	5	1	0-0	0-0	
at N.E. (10/18)	8	4	4	0-0	0-0	5	2	3	0-0	0-0		8	8	0	0-0	0-0		6	4	2	0-0	0-0	
vs. K.C. (10/25)	9	6	3	0-0	0-0	3	2	1	0-0	0-0		4	3	1	0-0	0-0		2	0	2	0-0	0-0	
vs. LAC (11/1)	10	5	5	0-0	0-0	10	6	4	0-0	0-0		5	4	1	0-0	1-46		12	8	4	0-0	0-0	
at Atl. (11/8)	8	5	3	0-0	0-0	10	9	1	0-0	0-0		5	4	1	0-0	1-0		6	6	0	0-0	0-0	
at L.V. (11/15)	14	9	5	0-0	0-0	10	5	5	0-0	0-0		9	5	4	0-0	0-0		5	2	3	0-0	0-0	
vs. Mia. (11/22)	6	4	2	0-0	0-0	3	2	1	0-0	0-0		7	6	1	0-0	1-0		3	2	1	0-0	0-0	
vs. N.O. (11/29)	8	7	1	0-0	0-0	7	4	3	0-0	0-0		3	2	1	0-0	0-0		3	3	0	0-0	0-0	
at K.C. (12/6)	6	1	5	0-0	0-0	7	2	5	0-0	0-0		8	5	3	0-0	0-0		10	8	2	0-0	0-0	
at Car. (12/13)	5	4	1	0-0	0-0	6	3	3	0-0	0-0		7	7	0	0-0	0-0		7	7	0	0-0	0-0	
vs. Buf. (12/19)	7	3	4	0-0	0-0	7	1	6	0-0	0-0		6	5	1	0-0	0-0		9	7	2	0-0	0-0	
at LAC (12/27)	7	2	5	0-0	0-0	5	5	0	0-0	0-0		4	3	1	0-0	0-0		2	2	0	0-0	0-0	
vs. L.V. (1/3)	7	4	3	0-0	0-0	10	5	5	0-0	0-0		3	2	1	0-0	1-7		2	1	1	0-0	1-13	
TOTALS	124	73	51	1-10	0-0	112	66	46	2-16	0-0		96	77	19	0-0	5-90		89	67	22	0-0	1-13	

OJEMUDIA						REED						CALLAHAN						CHUBB					
Game	TT	UT	A	S-Yds	I-Yds	TT	UT	A	S-Yds	I-Yds		TT	UT	A	S-Yds	I-Yds		TT	UT	A	S-Yds	I-Yds	
vs. Ten. (9/14)	2	2	0	0-0	0-0	2	1	1	0-0	0-0		8	6	2	0-0	0-0		0	0	0	0-0	0-0	
at Pit. (9/20)	6	5	1	0-0	0-0	2	2	0	0-0	0-0		5	4	1	0-0	0-0		3	3	0	0-0	0-0	
vs. T.B. (9/27)	4	3	1	0-0	0-0	2	1	1	0-0	0-0		3	3	0	0-0	0-0		3	3	0	0-0	0-0	
at NYJ (10/1)	2	2	0	0-0	0-0	4	2	2	0-0	0-0		7	6	1	0-0	0-0		5	3	2	2.5-24	0-0	
at N.E. (10/18)	7	7	0	0-0	0-0	5	3	2	2-11	0-0		1	0	1	0-0	1-0		4	2	2	1-4	0-0	
vs. K.C. (10/25)	2	2	0	0-0	0-0	5	3	2	2-12	0-0		5	4	1	0-0	0-0		2	1	1	1-8	0-0	
vs. LAC (11/1)	4	3	1	0-0	0-0	3	2	1	1-3	0-0		3	3	0	0-0	1-0		4	4	0	1-0	0-0	
at Atl. (11/8)	3	2	1	0-0	0-0	1	1	0	0-0	0-0		INACTIVE						3	1	2	0-0	0-0	
at L.V. (11/15)	0	0	0	0-0	0-0	3	1	2	0-0	0-0		3	3	0	0-0	0-0		1	1	0	0-0	0-0	
vs. Mia. (11/22)	0	0	0	0-0	0-0	6	4	2	1.5-12.5	0-0		5	5	0	0-0	0-0		5	4	1	1-9	0-0	
vs. N.O. (11/29)	3	3	0	0-0	0-0	7	5	2	0-0	0-0		2	2	0	0-0	0-0		6	1	5	1-5	0-0	
at K.C. (12/6)	7	6	1	0-0	0-0	2	2	0	0-0	0-0		INJURED RESERVE						2	1	1	0-0	0-0	
at Car. (12/13)	5	5	0	0-0	0-0	2	0	2	0-0	0-0		INJURED RESERVE						3	2	1	0-0	0-0	
vs. Buf. (12/19)	3	3	0	0-0	0-0	1	1	0	0-0	0-0		INJURED RESERVE						1	0	1	0-0	0-0	
at LAC (12/27)	7	7	0	0-0	0-0	5	3	2	1-20	0-0		INJURED RESERVE						INACTIVE					
vs. L.V. (1/3)	7	5	2	0-0	0-0	1	0	1	0.5-3	0-0		INJURED RESERVE						INACTIVE					
TOTALS	62	55	7	0-0	0-0	51	31	20	8-61.5	0-0		42	36	6	0-0	2-0		42	26	16	7.5-50	0-0	

D. JONES						D. WILLIAMS						S. HARRIS						ATTAOCHU					
Game	TT	UT	A	S-Yds	I-Yds	TT	UT	A	S-Yds	I-Yds		TT	UT	A	S-Yds	I-Yds		TT	UT	A	S-Yds	I-Yds	
vs. Ten. (9/14)	3	2	1	0-0	0-0	PRACTICE SQUAD						4	3	1	0-0	0-0		4	3	1	1-2	0-0	
at Pit. (9/20)	1	0	1	0-0	0-0	PRACTICE SQUAD						3	3	0	0-0	0-0		1	1	0	0-0	0-0	
vs. T.B. (9/27)	INJURED RESERVE					2	1	1	0-0	0-0		4	3	1	2-12	0-0		4	4	0	0-0	0-0	
at NYJ (10/1)	INJURED RESERVE					4	1	3	0-0	0-0		2	0	2	0.5-4	0-0		INACTIVE					
at N.E. (10/18)	INJURED RESERVE					3	0	3	0-0	1-1		3	2	1	0-0	0-0		INACTIVE					
vs. K.C. (10/25)	2	2	0	1-8	0-0	1	0	1	0-0	0-0		1	1	0	0-0	0-0		INACTIVE					
vs. LAC (11/1)	3	2	1	0-0	0-0	3	3	0	0-0	0-0		6	3	3	0-0	0-0		0	0	0	0-0	0-0	
at Atl. (11/8)	2	2	0	1-7	0-0	5	4	1	0-0	0-0		RESERVE/COVID-19						1	1	0	0-0	0-0	
at L.V. (11/15)	5	4	1	0-0	0-0	2	1	1	0-0	0-0		RESERVE/COVID-19						0	0	0	0-0	0-0	
vs. Mia. (11/22)	3	2	1	1-0	0-0	3	3	0	2-7	0-0		RESERVE/COVID-19						2	1	1	0-0	0-0	
vs. N.O. (11/29)	9	5	4	0-0	0-0	3	1	2	0-0	0-0		RESERVE/COVID-19						3	1	2	0-0	0-0	
at K.C. (12/6)	2	2	0	0-0	0-0	4	2	2	0-0	0-0		2	2	0	0-0	0-0		1	1	0	1-5	0-0	
at Car. (12/13)	1	1	0	1-6	0-0	1	0	1	0-0	0-0		1	1	0	0-0	0-0		3	3	0	1-8	0-0	
vs. Buf. (12/19)	1	0	1	0-0	0-0	5	3	0	0-0	0-0		2	1	1	0-0	0-0		4	3	1	1-7	0-0	
at LAC (12/27)	3	2	1	1-6	0-0	0	0	0	0-0	0-0		4	1	3	0-0	0-0		2	1	1	0-0	0-0	
vs. L.V. (1/3)	6	2	4	1.5-9	0-0	1	1	0	0-0	0-0		INJURED RESERVE						5	4	1	1-0	0-0	
TOTALS	41	26	15	6.5-36	0-0	37	20	17	2-7	1-1		32	20	12	2.5-16	0-0		30	23	7	5-22	0-0	

2020 INDIVIDUAL GAME-BY-GAME STATISTICS — DEFENSE

BOUYE						BASSEY						BAUSBY						PARKS					
Game	TT	UT	A	S-Yds	I-Yds	TT	UT	A	S-Yds	I-Yds	TT	UT	A	S-Yds	I-Yds	TT	UT	A	S-Yds	I-Yds			
vs. Ten. (9/14)	0	0	0	0-0	0-0	5	5	0	0-0	0-0	PRACTICE SQUAD						NOT WITH TEAM						
at Pit. (9/20)				INJURED RESERVE		1	1	0	0-0	0-0	0	0	0	0-0	0-0	NOT WITH TEAM							
vs. T.B. (9/27)				INJURED RESERVE		0	0	0	0-0	0-0	0	0	0	0-0	0-0	NOT WITH TEAM							
at NYJ (10/1)				INJURED RESERVE		3	3	0	0-0	0-0	3	3	0	0-0	0-0	NOT WITH TEAM							
at N.E. (10/18)				INJURED RESERVE		0	0	0	0-0	0-0	2	2	0	0-0	0-0	NOT WITH TEAM							
vs. K.C. (10/25)	3	3	0	0-0	0-0	0	0	0	0-0	0-0	NOT WITH TEAM						NOT WITH TEAM						
vs. LAC (11/1)	6	5	1	0-0	0-0	2	2	0	0-0	0-0	NOT WITH TEAM						NOT WITH TEAM						
at Atl. (11/8)				INACTIVE		4	4	0	0-0	0-0	NOT WITH TEAM						NOT WITH TEAM						
at L.V. (11/15)	6	6	0	0-0	0-0	2	2	0	0-0	0-0	PRACTICE SQUAD						NOT WITH TEAM						
vs. Mia. (11/22)	2	2	0	0-0	0-0	3	2	1	0-0	0-0	0	0	0	0-0	0-0	NOT WITH TEAM							
vs. N.O. (11/29)	2	2	0	0-0	0-0	2	1	1	0-0	1-26	0	0	0	0-0	0-0	NOT WITH TEAM							
at K.C. (12/6)	4	3	1	0-0	0-0	0	0	0	0-0	0-0	DID NOT PLAY						NOT WITH TEAM						
at Car. (12/13)	RESERVE/SUSPENDED					INJURED RESERVE					5	5	0	0-0	0-0	6	6	0	1-16	0-0			
vs. Buf. (12/19)	RESERVE/SUSPENDED					INJURED RESERVE					6	6	0	0-0	0-0	3	3	0	0-0	0-0			
at LAC (12/27)	RESERVE/SUSPENDED					INJURED RESERVE					3	3	0	0-0	0-0	6	6	0	0-0	0-0			
vs. L.V. (1/3)	RESERVE/SUSPENDED					INJURED RESERVE					0	0	0	0-0	0-0	3	1	2	0-0	0-0			
TOTALS	23	21	2	0-0	0-0	22	20	2	0-0	1-26	20	20	0	0-0	0-0	18	16	2	1-16	0-0			

WALKER						PURCELL						CASEY						CHICKILLO					
Game	TT	UT	A	S-Yds	I-Yds	TT	UT	A	S-Yds	I-Yds	TT	UT	A	S-Yds	I-Yds	TT	UT	A	S-Yds	I-Yds			
vs. Ten. (9/14)	0	0	0	0-0	0-0	5	4	1	0-0	0-0	6	3	3	0-0	0-0	NOT WITH TEAM							
at Pit. (9/20)	0	0	0	0-0	0-0	1	1	0	1-10	0-0	4	3	1	0-0	0-0	INACTIVE							
vs. T.B. (9/27)				INJURED RESERVE		2	1	1	0-0	0-0	4	1	3	0-0	0-0	1	1	0	0-0	0-0			
at NYJ (10/1)				INJURED RESERVE		5	3	2	0-0	0-0	INJURED RESERVE						1	0	1	0-0	0-0		
at N.E. (10/18)				INJURED RESERVE		2	1	1	0-0	0-0	INJURED RESERVE						2	2	0	1-9	0-0		
vs. K.C. (10/25)	2	1	1	0-0	0-0	0	0	0	0-0	0-0	INJURED RESERVE						2	1	1	0-0	0-0		
vs. LAC (11/1)	2	2	0	0-0	0-0	INJURED RESERVE						INJURED RESERVE						2	2	0	0-0	0-0	
at Atl. (11/8)	2	2	0	1-6	0-0	INJURED RESERVE						INJURED RESERVE						1	0	1	0-0	0-0	
at L.V. (11/15)	1	0	1	0-0	0-0	INJURED RESERVE						INJURED RESERVE						0	0	0	0-0	0-0	
vs. Mia. (11/22)	2	0	2	0.5-4.5	0-0	INJURED RESERVE						INJURED RESERVE						0	0	0	0-0	0-0	
vs. N.O. (11/29)	3	2	1	2-10	0-0	INJURED RESERVE						INJURED RESERVE						1	1	0	0-0	0-0	
at K.C. (12/6)	2	0	2	0-0	0-0	INJURED RESERVE						INJURED RESERVE						0	0	0	0-0	0-0	
at Car. (12/13)	1	1	0	1-8	0-0	INJURED RESERVE						INJURED RESERVE						INACTIVE					
vs. Buf. (12/19)	1	1	0	0-0	0-0	INJURED RESERVE						INJURED RESERVE						INACTIVE					
at LAC (12/27)	1	0	1	0-0	0-0	INJURED RESERVE						INJURED RESERVE						1	0	1	0-0	0-0	
vs. L.V. (1/3)	1	0	1	0-0	0-0	INJURED RESERVE						INJURED RESERVE						INACTIVE					
TOTALS	18	9	94.5-28.5	0-0	0-0	15	10	5	1-10	0-0	14	7	7	0-0	0-0	11	7	4	1-9	0-0			

S. WILLIAMS						MOTLEY						AGIM					
Game	TT	UT	A	S-Yds	I-Yds	TT	UT	A	S-Yds	I-Yds	TT	UT	A	S-Yds	I-Yds		
vs. Ten. (9/14)	NOT WITH TEAM					NOT WITH TEAM					INACTIVE						
at Pit. (9/20)	NOT WITH TEAM					NOT WITH TEAM					INACTIVE						
vs. T.B. (9/27)	NOT WITH TEAM					NOT WITH TEAM					0	0	0	0-0	0-0		
at NYJ (10/1)	NOT WITH TEAM					NOT WITH TEAM					1	0	1	0-0	0-0		
at N.E. (10/18)	0	0	0	0-0	0-0	NOT WITH TEAM					INACTIVE						
vs. K.C. (10/25)	PRACTICE SQUAD					NOT WITH TEAM					INACTIVE						
vs. LAC (11/1)	2	0	2	0-0	0-0	NOT WITH TEAM					INACTIVE						
at Atl. (11/8)	1	0	1	0-0	0-0	NOT WITH TEAM					2	1	1	0-0	0-0		
at L.V. (11/15)	1	0	1	0-0	0-0	NOT WITH TEAM					2	0	2	0-0	0-0		
vs. Mia. (11/22)	3	0	3	0-0	0-0	NOT WITH TEAM					0	0	0	0-0	0-0		
vs. N.O. (11/29)	1	1	0	0-0	0-0	NOT WITH TEAM					1	0	1	0-0	0-0		
at K.C. (12/6)	0	0	0	0-0	0-0	NOT WITH TEAM					INACTIVE						
at Car. (12/13)	INACTIVE					NOT WITH TEAM					1	1	0	0-0	0-0		
vs. Buf. (12/19)	INACTIVE					NOT WITH TEAM					1	0	1	0-0	0-0		
at LAC (12/27)	INACTIVE					2	2	0	0-0	0-0	0	0	0	0-0	0-0		
vs. L.V. (1/3)	1	1	0	0-0	0-0	6	3	3	0-0	0-0	0	0	0	0-0	0-0		
TOTALS	9	4	5	0-0	0-0	8	5	3	0-0	0-0	8	2	6	0-0	0-0		

Duke Dawson recorded five solo tackles in 16 games.

Davontae Harris had three solo tackles in seven games.

Alijah Holder posted three tackles (2 solo) in eight games.

Kevin Toliver II made three tackles (2 solo) in two games played.

Derrek Tuszka recorded two tackles (1 solo) in nine games played.

P.J. Locke made one solo tackle in 15 games played.

Joseph Jones made one assisted tackle in 14 games played.

Duke Dawson recorded five solo tackles in 12 games.

Davontae Harris had three solo tackles in seven games.

Alijah Holder posted three tackles (2 solo) in eight games.

Kevin Toliver II made three tackles (2 solo) in two games played.

Derrek Tuszka recorded two tackles (1 solo) in nine games played.

P.J. Locke made one solo tackle in 15 games played.

Joseph Jones made one assisted tackle in 14 games played.

2020 INDIVIDUAL LEADERS BY STATISTICAL CATEGORY

Category	Player	AFC Rank	AFC Leader	NFL Rank	NFL Leader
Scoring	Brandon McManus - 108	T-8th	Daniel Carlson, LV - 144	T-18th	Three Players - 144
Rushing Yards	Melvin Gordon III - 986	7th	Derrick Henry, Ten. - 2,027	10th	Derrick Henry, Ten. - 2,027
Passing Yards	Drew Lock - 2,933	10th	Deshaun Watson, Hou. - 4,823	21st	Deshaun Watson, Hou. - 4,823
Passer Rating	Jeff Driskel - 78.4	39th	Deshaun Watson, Hou. - 112.4	72nd	Aaron Rodgers, G.B. - 121.5
Receiving Yards	Jerry Jeudy - 856	15th	Stefon Diggs, Buf. - 1,535	32nd	Stefon Diggs, Buf. - 1,535
Receptions	Noah Fant - 62	T-17th	Stefon Diggs, Buf. - 127	T-44th	Stefon Diggs, Buf. - 127
Gross Punting Avg	Sam Martin - 46.8	T-5th	Cory Bojorquez, Buf. - 50.8	T-9th	Cory Bojorquez, Buf. - 50.8
Net Punting Avg	Sam Martin - 41.4	7th	Jake Bailey, N.E. - 45.6	12th	Jake Bailey, N.E. - 45.6
Interceptions	Justin Simmons - 5	4th	Xavien Howard, Mia. - 10	T-4th	Xavien Howard, Mia. - 10
Sacks	Malik Reed - 8.0	T-7th	T.J. Watt, Pit. - 15.0	T-21st	T.J. Watt, Pit. - 15.0
Kickoff Ret. Avg	Tyrie Cleveland - 23.4	8th	Byron Pringle, K.C. - 32.4	19th	Byron Pringle, K.C. - 32.4
Punt Ret. Avg	Diontae Spencer - 15.8	2nd	Gunner Olszewski, N.E. - 17.3	2nd	Gunner Olszewski, N.E. - 17.3

* - Kickoff and punt return avg. = 0.5 returns per game.

2020 TEAM AFC AND NFL RANKINGS

OFFENSE

Category	Broncos Total	AFC Rank	AFC Leader	NFL Rank	NFL Leader
Points Per Game	20.2	13th	Buffalo - 31.3	28th	Green Bay - 31.8
Total Yards Per Game	335.6	11th	Kansas City - 415.8	23rd	Kansas City - 415.8
Yards Per Play	5.2	12th	Houston - 6.4	T-24th	Houston - 6.4
Rushing Yards Per Game	119.9	6th	Baltimore - 191.9	13th	Baltimore - 191.9
Net Passing Yds. Per Game	215.7	12th	Kansas City - 303.4	26th	Kansas City - 303.4
Interceptions (fewest)	23	16th	Three Teams - 7	32nd	Green Bay - 5
First Downs Per Game	19.3	15th	Two Teams - 24.8	30th	Two Teams - 24.8
Third-Down Efficiency	38.7%	13th	Buffalo - 49.7%	26th	Buffalo - 49.7%
Fourth-Down Efficiency	26.7%	16th	Two Teams - 80.0%	32nd	Two Teams - 80.0%
Red-Zone Efficiency	53.3%	14th	Tennessee - 75.0%	27th	Green Bay - 80.0%
Kickoff Ret. Avg.	20.6	10th	Buffalo - 27.6	23rd	Buffalo - 27.6
Punt Ret. Avg.	13.4	2nd	New England - 15.5	2nd	New England - 15.5

DEFENSE

Category	Broncos Total	AFC Rank	AFC Leader	NFL Rank	NFL Leader
Points Per Game	27.9	12th	Baltimore - 18.9	25th	L.A. Rams - 18.5
Total Yards Per Game	367.9	T-9th	Pittsburgh - 305.8	T-20th	L.A. Rams - 28.9
Yards Per Play	5.6	8th	Pittsburgh - 4.9	20th	L.A. Rams - 4.6
Rushing Yards Per Game	130.0	12th	Indianapolis - 90.5	25th	Tampa Bay - 80.6
Net Passing Yds. Per Game	237.9	7th	Pittsburgh - 194.4	T-16th	L.A. Rams - 190.7
Interceptions Thrown (most)	10	T-12th	Three Teams - 18	T-23rd	Four Teams - 18
First Downs Per Game	20.8	4th	Pittsburgh - 17.6	11th	L.A. Rams - 17.5
Third-Down Efficiency	40.20%	5th	Miami - 31.2%	15th	Miami - 31.2%
Fourth-Down Efficiency	50.0%	6th	Pittsburgh - 25.0%	12th	Pittsburgh - 25.0%
Red-Zone Efficiency	47.5%	1st	Denver - 47.5%	1st	Denver - 47.5%
Kickoff Ret. Avg.	29.9	16th	Miami - 15.7	31st	Miami - 15.7
Punt Ret. Avg.	8.1	8th	Baltimore - 5.7	15th	New Orleans - 2.3

2020 TAKEAWAY CHART

Game	W/L	+/-	BRONCOS				OPPONENTS			
			INT	Fum.	Total	Pts.	INT	Fum.	Total	Pts.
vs. Ten. (9/14)	L	-1	0	0	0	0	0	1	1	7
at Pit. (9/20)	L	EVEN	1	1	2	10	1	1	2	10
vs. T.B. (9/27)	L	-2	0	0	0	0	2	0	2	3
at NYJ (10/1)	W	-3	0	0	0	0	3	0	3	12
at N.E. (10/18)	W	+1	2	1	3	6	2	0	2	3
vs. K.C. (10/25)	L	-3	0	1	1	6	2	2	4	17
vs. LAC (11/1)	W	+1	2	0	2	10	1	0	1	0
at Atl. (11/8)	L	EVEN	1	0	1	0	1	0	1	7
at L.V. (11/15)	L	-5	0	0	0	0	4	1	5	10
vs. Mia. (11/22)	W	-1	1	0	1	0	1	1	2	7
vs. N.O. (11/29)	L	-2	1	0	1	3	2	1	3	10
at K.C. (12/6)	L	-2	0	0	0	0	2	0	2	0
at Car. (12/13)	W	-1	0	0	0	0	0	1	1	7
vs. Buf. (12/19)	L	EVEN	0	1	1	7	0	1	1	7
at LAC (12/27)	L	-2	0	0	0	0	2	0	2	0
vs. L.V. (1/3)	L	+4	2	2	4	11	0	0	0	0
TOTALS	5-11	-16	10	6	16	53	23	9	32	100

2020 SCORE BY PERIOD

Game	BRONCOS					OPPONENTS					Final	Record
	1	2	3	4	OT	1	2	3	4	OT		
vs. Ten. (9/14)	7	0	0	7	0	0	7	0	9	0	L, 16-14	0-1
at Pit. (9/20)	0	3	11	7	0	7	10	0	9	0	L, 26-21	0-2
vs. T.B. (9/27)	0	10	0	0	0	10	13	5	0	0	L, 28-10	0-3
at NYJ (10/1)	3	14	7	13	0	7	6	3	12	0	W, 37-28	1-3
at N.E. (10/18)	6	6	6	0	0	0	3	0	9	0	W, 18-12	2-3
vs. K.C. (10/25)	6	3	0	7	0	10	14	6	13	0	L, 43-16	2-4
vs. LAC (11/1)	3	0	7	21	0	0	14	10	6	0	W, 31-30	3-4
at Atl. (11/8)	0	3	3	21	0	10	10	7	7	0	L, 34-27	3-5
at L.V. (11/15)	3	3	0	6	0	7	3	10	17	0	L, 37-12	3-6
vs. Mia. (11/22)	7	6	7	0	0	7	3	0	3	0	W, 20-13	4-6
vs. N.O. (11/29)	0	0	3	0	0	0	17	7	7	0	L, 31-3	4-7
at K.C. (12/6)	3	7	6	0	0	3	6	10	3	0	L, 22-16	4-8
at Car. (12/13)	6	7	12	7	0	0	7	3	17	0	W, 32-27	5-8
vs. Buf. (12/19)	0	13	0	6	0	7	14	17	10	0	L, 19-48	5-9
at LAC (12/27)	0	0	3	13	0	3	10	0	6	0	L, 19-16	5-10
vs. L.V. (1/3)	10	0	6	15	0	3	14	0	15	0	L, 32-31	5-11
TOTALS	54	75	71	123	0	74	151	78	143	0		

2020 TIME SPENT IN THE LEAD

Game	Result	LED		TIED		BEHIND	
vs. Ten. (9/14)	L, 24-16	14:56:00	24.9%	40:06:00	66.8%	4:58:00	8.3%
at Pit. (9/20)	L, 26-21	0:00:00	0.0%	10:37:00	17.7%	49:23:00	82.3%
vs. T.B. (9/27)	L, 28-10	0:00:00	0.0%	5:02:00	8.4%	54:58:00	91.6%
at NYJ (10/1)	W, 37-28	35:10:00	58.6%	8:19:00	13.9%	16:31:00	27.5%
at N.E. (10/18)	W, 18-12	58:02:00	96.7%	1:58:00	3.3%	0:00:00	0.0%
vs. K.C. (10/25)	L, 43-16	0:00:00	0.0%	5:52:00	9.8%	54:08:00	90.2%
vs. LAC (11/1)	W, 31-30	23:14:00	38.7%	4:58:00	8.3%	31:48:00	53.0%
at Atl. (11/8)	L, 34-27	0:00:00	0.0%	5:09:00	8.6%	54:51:00	91.4%
at L.V. (11/15)	L, 37-12	0:00:00	0.0%	5:16:00	8.8%	54:44:00	91.2%
vs. Mia. (11/22)	W, 20-13	46:34:00	77.6%	4:52:00	8.1%	8:34:00	14.3%
vs. N.O. (11/29)	L, 31-3	0:00:00	0.0%	4:41:00	7.8%	55:19:00	92.2%
at K.C. (12/6)	L, 22-16	17:16:00	28.8%	19:56:00	33.2%	22:48:00	38.0%
at Car. (12/13)	W, 32-27	50:36:00	84.3%	4:42:00	7.8%	4:42:00	7.8%
vs. Buf. (12/19)	L, 48-19	0:00:00	0.0%	10:55:00	18.2%	49:05:00	81.8%
at LAC (12/27)	L, 19-16	0:00:00	0.0%	4:08:00	6.9%	55:52:00	93.1%
vs. L.V. (1/3)	L, 32-31	22:05:00	36.8%	21:59:00	36.6%	15:56:00	26.6%
	TOTAL	267:53:00	27.9%	158:30:00	16.5%	533:37:00	55.6%
	AVERAGE	16:44:34	27.9%	9:54:23	16.5%	33:21:04	55.6%

2020 REGULAR SEASON MISCELLANEOUS STATISTICS

DRIVE ENGINEERING

Quarterback	Drives Started	Drives Ended By-----										Points Pts./ RPL	Yielded Drive	Quarterback Drive Efficiency*	Directing Offense**		
		TD	FG	FGA	PNT	DWN	TRN	SAF	CLK	8	0				Plays	Yards	Avg.
D. Lock	141	27	21	6	49	7	23	0	8	0	246	1.74	34.0%	40.6%	792	4413	5.57
B. Rypien	14	4	3	0	1	0	4	0	2	0	37	2.64	50.0%	58.3%	69	421	6.10
J. Driskel	21	3	3	1	9	1	2	0	0	0	31	1.48	28.6%	33.3%	108	440	4.07
QB by committee	12	0	1	0	7	0	3	0	1	0	3	0.25	8.3%	9.1%	43	112	2.61
DENVER	188	34	28	7	66	8	32	2	11	(0)	317	1.69	33.0%	39.0%	1012	5386	5.32
OPPONENTS	184	43	39	3	63	7	15	0	14	(0)	416	2.26	44.6%	50.0%	1027	5897	5.74

(*—the second number is the percentage the quarterback has put his team in position to score, allowing for missed field goals and subtracting those drives ended by the clock and replaced due to injury. Quarterbacks who leave the game during a drive only get a replacement credit if team goes on to earn at least one first down. **—does not include plays when not at helm or not truly setting a play in motion, i.e., aborted plays/muffed punts/kneel downs/spiked balls: Lock 12-for-12; Driskel 1-for-0; Rypien 5-for-5; Opp 16-for-10; (3 & outs includes drives without first downs, minus FGs and kicks.)

KICKOFF ANALYSIS

Kicker	Total	No. Ret.	TB	EZ+	In20/25	OB	OnS	SQB	FK	Opp. OSY	OSY Ret.	ASY Ret.	ASY Ret.
B. McManus	69	15	54	42	5/9	0	(4)	(0)	(2)	1816	466	026	031
T. Russolino	3	3	0	0	0/2	0	(1)	(0)	(0)	104	104	035	035
OPPONENTS	100	27	73	59	9/18	0	(0)	(0)	(0)	2407	582	D24	D22

(KEY: MF—muffed; EZ+—through or over end zone; OSY—Opponent Cumulative Starting Yardlines; ASY—Average Starting Yardline; Ret—averages using returned kicks only. Onside (OnS), short squibs (SQB) and free kicks (FK) omitted in figuring the above (return counts could be off); out-of-bounds (OB) are not. Yardlines determined from spot of penalties. Returns on inside kicks/squibs are omitted from the above.)

FIRST DOWNS

Team	Rushing			Passing			Overall			Times Gained			Miscellany		
	Plays	Yds.	Avg.	Plays	Yds.	Avg.	Plays	Yds.	Avg.	20+	10+	0	Neg	TD	QBS
DENVER	232	847	3.7	220	1309	6.0	452	2156	4.77	24	72	162	232	108	45
OPPONENTS	241	1152	4.8	230	1593	6.9	471	2745	5.83	34	102	190	197	96	39

YARDS GAINED BY DOWN

Team	1st Down			2nd Down			3rd Down			4th Down			Season		
	Att	Yards	Avg.	Att	Yards	Avg.	Att	Yards	Avg.	Att	Yards	Avg.	Att	Yards	Avg.
DENVER	452	2156	4.8	351	1789	5.1	212	1312	6.2	15	112	7.5	1030	5.369	5.21
OPPONENTS	471	2745	5.8	339	1977	5.8	219	1149	5.2	14	16	1.1	1043	5.887	5.64

*—Drives In Opponent Territory (minus drives with 50+ scores or no plays): Denver 94/185 (50.8%, 19.8 ypd); Opponents 115/181 (63.5%, 19.5 ypd).

THIRD-DOWN EFFICIENCY

Team	3rd Down and-----										Second			Total	Pct.
	1	2	3	4	5	6	7	8	9	10	11-14	15-19	20+		
DENVER	15-20	8-12	8-16	4-15	6-13	8-13	8-21	9-16	2-14	8-22	2-10	2-10	25-45	57-167	38-97
Opponents	18-27	11-16	10-16	12-27	11-19	5-15	8-17	3-9	3-9	4-20	3-19	0-17	0-8	26-46	62-173

OVERTIME: N/A. AVERAGE YARDS TO GO: Denver 7.8 (212/1659); Opponents 7.1 (219/1563).

DENVER DEFENSE: 16 QB sacks (116 yards); 7 INT, 1 FR. OPPONENT DEFENSE: 6 QB sacks (36 yards); 6 INT, 2 FR, 1 SAF.

SECOND DOWN EFFICIENCY: Denver 106-351 (30.2, 1-4 yds; 41-70); Opponent 108-339 (31.9%, 1-4 yds; 35-61).

TURNOVER ANALYSIS

DENVER	32 turnovers led to 100 Opponent points:	12 TD, 8 FG;	22.4% of Opponents' total points (446).
OPPONENTS	16 turnovers led to 52 Denver points:	5 TD, 6 FG;	16.1% of Denver's total points (323).

AVERAGE STARTING FIELD POSITION

	Denver	Opponent
Drives Started	188	184
Cumulative Starting Yardlines	5,064	5,869
Average Field Position	D27	O32
Drives Started In Plus Territory	18	25
Scores/TD, FG	12/4.8	17/10.7
FGA/Punts/Downs	1/3/0	0/4/0
Turnovers/Clock/Ran Out Clock	0/0/2	2/0/2
Drives Started Inside Own 20/At Own 20	51 (40/11)	41 (34/7)
Points Scored (TD/FG)	52 (5/6)	86 (9/8)
Drives Started Inside Opponent 20 (Pts)	1 (3)	9 (44)

SCORING PCT. INSIDE-THE-20 (RED ZONE)

	Denver	Opponent
Times Penetrated Opponent 20	44	59
Total Scores	36	56
Touchdowns (Rush/Pass)	24 (11/13)	29 (16/13)
Field Goals-Attempts	12-13	27-27
Turnovers/Downs/Punts/Clock	4/3/0/0	2/1/0/0
Scores From The 20 & Outside/TD,FG	26/10,16	26/13,13
Total Red Zone Plays-Yards	110-372/3.4	161-377/2.3
Drives Started Inside Opponent 20	6-21/28.6	18-47/38.3
Fourth Down Efficiency	1-5/20.0	2-3/66.7
Overall Scoring Percentage	81.8	94.9
TD Percentage	54.5	49.2
#—Ran Out Clock Not Trying To Score	1	2
(≠—not included in total count or any stats above once choice is made.)		

YARDS LOST DUE TO PENALTY

	Denver	Opponent
Times Penalized After Offensive Gain/Score	11	22
Yards Lost Due To Penalties	81	173
Touchdowns Called Back	1	5
Field Goals Negated	0	0
First Downs Lost	5	10

EXPANDED PUNTING

Player	Punts	Yards	Avg.	Number Returned		Return Yards	Avg. Return	Long Return	Pct. Not Returned	Net Avg.	In20	In10	TB	FC	Own 25 & Inside		Adjusted 50 & Out	
				Returned	Not Returned										No. Yds.	Avg.	No. Yds.	Avg.
S. Martin	65	3,040	46.77	28	226	8.1	30	56.9	42.06	19	6	4	13	20	998	49.9	59	2,845





Titans 16, Broncos 14

Monday, Sept. 14, 2020 • 8:20 p.m. MDT • Empower Field at Mile High • Denver

WEATHER: Mostly Clear, 79°, Wind SE 10 mph • TIME: 3:06 • ATTENDANCE: 0

The Denver Broncos dropped their *Monday Night Football* regular-season opener at Empower Field at Mile High to the Tennessee Titans 16-14.

The game was played in front of only 500 friends and family due to the COVID-19 pandemic.

The Broncos offensive performance was highlighted by second-year tight end Noah Fant who recorded a then career-high five receptions totaling 81 yards with one touchdown. Quarterback Drew Lock threw for 216 yards with one touchdown, completing 22 of his 33 pass attempts (95.0 rtg.).

Denver got on the board first with 26 seconds left in the first quarter after Lock found Fant for a nine-yard score that capped off a 10-play, 63-yard drive. The drive was jump-started by a missed 47-yard field goal by Titans kicker Stephen Gostkowski.

The Titans went on to respond in the second quarter when tight end MyCole Pruitt caught a one-yard touchdown from quarterback Ryan Tannehill at the 9:21 mark.

Denver and Tennessee traded possessions for the remainder of the second quarter until the Titans led a drive down to the 26-yard line. Defensive end Shelby Harris blocked the Titans field goal attempt with 12 seconds remaining in the half to keep the score 7-7.

Gostkowski would go on to miss another field goal in the third quarter at the 7:32 mark, but the Broncos were unable to capitalize on the miss. Tennessee wasted no time finding the end zone in the beginning of the fourth quarter when tight end Jonnu Smith caught a one-yard pass from Tannehill to finish off a 15-play, 82-yard drive. A missed extra point from Gostkowski gave the Titans a 13-7 lead with 13:53 remaining in the game.

The Broncos responded quickly, taking just nine plays to march 75 yards down the field as running back Melvin Gordon III punched in a one-yard touchdown run. Gordon III, who was making his Denver debut, highlighted the drive with a 25-yard run to get the Broncos across midfield. Kicker Brandon McManus' extra point gave Denver a one point lead with 9:08 remaining in the game.

Following a series of back-to-back three-and-outs by both teams, Tannehill led a scoring drive that began at the Titans 10-yard line. The drive was capped off by a 25-yard go-ahead field goal from Gostkowski with 20 seconds remaining in the game to put the Titans up 16-14.

Denver's desperation attempt was able to get the ball to their 43-yard line, but their comeback came up short.

Inside linebacker Alexander Johnson led all players with 12 tackles on the night (eight solo), followed by cornerback Bryce Callahan and inside linebacker Josey Jewell, who both recorded eight tackles in the contest (six solo and five solo, respectively).

First round draft pick Jerry Jeudy made his NFL debut recording four catches for 56 yards, with a longest play of 25 yards.

Nine Broncos, including seven rookies, made their NFL debuts in the game (T Calvin Anderson, CB Essang Bassey (R), LS Jacob Bobenmoyer (R), WR Tyrie Cleveland (R), C Lloyd Cushenberry III (R), WR Jerry Jeudy (R), S P.J. Locke (R), CB Michael Ojemudia (R) and OLB Derek Tuszka (R)).

OFFICIALS:

Referee — Scott Novak (1); **Umpire** — Steven Woods (54); **Down Judge** — Kent Payne (79); **Line Judge** — David Oliver (24); **Field Judge** — John Jenkins (117); **Side Judge** — Scott Edwards (3); **Back Judge** — Terrence Miles (111); **Replay** — Jimmy Oldham

DENVER BRONCOS

OFFENSE

LT 72	G. Bolles
LG 66	D. Risner
C 79	L. Cushenberry
RG 61	G. Glasgow
RT 68	E. Wilkinson
TE 87	N. Fant
WR 81	T. Patrick
RB 25	M. Gordon
QB 3	D. Lock
WR 17	D. Hamilton
RB 30	P. Lindsay

DEFENSE

DE 96	S. Harris
NT 98	M. Purcell
DE 99	J. Casey
SLB 97	J. Attaochu
WLB 55	B. Chubb
ILB 47	J. Jewell
ILB 45	A. Johnson
LCB 21	A. Bouye
RCB 29	B. Callahan
SS 22	K. Jackson
FS 31	J. Simmons

BRONCOS SUBSTITUTIONS: P 6 S.Martin, K 8 B.McManus, WR 10 J.Jeudy, WR 11 D.Spencer, WR 16 T.Cleveland, CB 20 D.Dawson, CB 23 M.Ojemudia, CB 27 D.Harris, RB 28 R.Freeman, CB 34 E.Bassey, S 36 T.Marshall, S 37 P.Locke, ILB 43 J.Jones, LS 46 J.Bobenmoyer, OLB 48 D.Tuszka, ILB 53 A.Calistro, DE 57 D.Walker, OLB 59 M.Reed, G/C 71 A.Schlottmann, T 76 C.Anderson, TE 80 J.Butt, FB/TE 83 A.Beck, TE 88 N.Vannett, DT 93 D.Jones **DID NOT PLAY:** QB 9 J.Driskel, T 78 D.Dotson **INACTIVE:** WR 13 K. Hamler, WR 14 C. Sutton, ILB 42 M.Barron, G 52 N.muti, OLB 58 V.Miller, TE 85 A.Okwuegbunam, DT 95 M.Agim

TENNESSEE TITANS

OFFENSE

WR 84	C. Davis
TE 81	J. Smith
LT 77	T. Lewan
LG 76	R. Saffold
C 60	B. Jones
RG 64	N. Davis
RT 71	D. Kelly
TE 85	M. Pruitt
WR 11	A. Brown
QB 17	R. Tannehill
RB 22	D. Henry

DEFENSE

DB 35	C. Jackson
NT 90	D. Jones
DT 98	J. Simmons
OLB 99	J. Clowney
ILB 54	R. Evans
ILB 55	J. Brown
OLB 58	H. Landry
CB 33	J. Joseph
CB 21	M. Butler
FS 31	K. Byard
SS 24	K. Vaccaro

TITANS SUBSTITUTIONS: K 3 S.Gostkowski, P 6 B.Kern, WR 10 A.Humphries, WR 14 K.Raymond, WR 16 C.Hollister, RB 20 S.Perry, DT 23 T.Smith, DT 26 K.Fulton, RB 28 J.McNichols, CB 30 C.Milton, DT 37 A.Hooker, LB 40 K.Correa, RB 41 K.Blasingame, DB 46 J.Kalu, LS 48 B.Brinkley, LB 49 N.Dzubnar, LB 51 D.Long, C 52 D.Munyer, LB 53 W.Compton, C 62 A.Brewer, T 70 T.Sambrallo, TE 86 A.Firskier, DT 92 M.Dickerson, DE 94 J.Crawford, DT 97 I.Mack **DID NOT PLAY:** QB 5 L.Woodside **INACTIVE:** WR 15 N.Westbrook, RB 32 D.Evans, DE 44 V.Beasley, DE 50 D.Roberson, G 75 J.Douglas, TE 87 G.Swaim, DT 91 L.Murchison

		1	2	3	4	OT	TOTAL	FIELD GOALS (made () & missed)
VISITOR	Tennessee Titans	0	7	0	9	0	16	
HOME	Denver Broncos	7	0	0	7	0	14	S. Gostkowski 47WR 44B 42WL (25)
Team	Qtr	Clock Time	PLAY DESCRIPTION (Extra Point) (Drive Info)					SCORE Visitor Home
Broncos	1	0:26	N.Fant 9 yd. pass from D.Lock (B.McManus kick) (10-63, 4:57)					0 7
Titans	2	9:21	M.Pruitt 1 yd. pass from R.Tannehill (S.Gostkowski kick) (5-23, 2:23)					7 7
Titans	4	13:49	J.Smith 1 yd. pass from R.Tannehill (kick failed, w/) (15-82, 7:02)					13 7
Broncos	4	9:08	M.Gordon 1 yd. run (B.McManus kick) (9-75, 4:41)					13 14
Titans	4	0:17	S.Gostkowski 25 yd. Field Goal (12-83, 2:48)					16 14

FINAL INDIVIDUAL STATISTICS																			
Denver Broncos									Tennessee Titans										
RUSHING	ATT	YDS	AVG	LG	TD	RUSHING	ATT	YDS	AVG	LG	TD	PASSING	ATT	CMP	YDS	AVG	LG	TD	
M.Gordon	15	78	5.2	25	1	D.Henry	31	116	3.7	13	0	R.Tannehill	3	29	249	1/2	2	23	0
P.Lindsay	7	24	3.4	10	0	R.Tannehill	3	14	4.7	11	0	TOTAL	43	29	249	1/2	2	23	0
D.Lock	3	5	1.7	3	0														
R.Freeman	1	0	0.0	0	0														
TOTAL	26	107	4.1	25	1	TOTAL	34	130	3.8	13	0								
PASSING	ATT	CMP	YDS	TKD/ YD	TD	LG	IN	Rtg.	PASSING	ATT	CMP	YDS	TKD/ YD	TD	LG	IN	Rtg.		
D.Lock	33	22	216	0/0	1	31	0	95.0	R.Tannehill	43	29	249	1/2	2	23	0	97.9		
TOTAL	33	22	216	0/0	1	31	0	95.0	TOTAL	43	29	249	1/2	2	23	0	97.9		
PASS RECEIVING	TAR	NO	YDS	AVG	LG	TD	PASS RECEIVING	TAR	NO	YDS	AVG	LG	TD						
N.Fant	6	5	81	16.2	31	1	C.Davis	8	7	101	14.4	23	0						
J.Jeudy	8	4	56	14.0	25	0	A.Humphries	7	6	47	7.8	10	0						
T.Patrick	5	4	29	7.3	15	0	A.Brown	8	5	39	7.8	12	0						
M.Gordon	3	3	8	2.7	8	0	J.Smith	7	4	36	9.0	22	1						
D.Hamilton	3	1	18	18.0	18	0	D.Henry	3	3	15	5.0	6	0						
R.Freeman	1	1	12	12.0	12	0	A.Firkser	2	2	5	2.5	6	0						
P.Lindsay	1	1	11	11.0	11	0	K.Blasingame	1	1	5	5.0	5	0						
T.Cleveland	1	1	7	7.0	7	0	M.Pruitt	1	1	1	1.0	1	1						
J.Butt	2	1	0	0.0	0	0	K.Raymond	2	0	0	0.0	0	0						
N.Vannett	2	1	-6	-6.0	-6	0	J.McNichols	1	0	0	0.0	0	0						
TOTAL	32	22	216	9.8	31	1	TOTAL	40	29	249	8.6	23	2						
INTERCEPTIONS	NO	YDS	AVG	LG	TD	INTERCEPTIONS	NO	YDS	AVG	LG	TD								
TOTAL	0	0	0.0	0	0	TOTAL	0	0	0.0	0	0								
PUNTING	NO	YDS	AVG	NET	TB	IN20	LG	PUNTING	NO	YDS	AVG	NET	TB	IN20	LG				
S.Martin	5	244	48.8	45.0	0	3	56	B.Kern	4	204	51.0	47.0	0	2	66				
TOTAL	5	244	48.8	45.0	0	3	56	TOTAL	4	204	51.0	47.0	0	2	66				
PUNT RETURNS	NO	YDS	AVG	FC	LG	TD	PUNT RETURNS	NO	YDS	AVG	FC	LG	TD						
D.Spencer	2	16	8.0	1	9	0	K.Raymond	3	19	6.3	1	11	0						
[OUT OF BOUNDS]	1	0	0.0	0	0	0	[OUT OF BOUNDS]	1	0	0.0	0	0	0						
TOTAL	2	16	8.0	1	9	0	TOTAL	3	19	6.3	1	11	0						
KICKOFF RETURNS	NO	YDS	AVG	FC	LG	TD	KICKOFF RETURNS	NO	YDS	AVG	FC	LG	TD						
[TOUCHBACK]	4	0	0.0	0	0	0	K.Raymond	1	19	19.0	0	19	0						
TOTAL	0	0	0.0	0	0	0	[TOUCHBACK]	2	0	0.0	0	0	0						
							TOTAL	1	19	19.0	0	19	0						
Denver Broncos	Own	Yds	TD	FF	Opp. Rec.	Yds	TD	Out Bnds	Tennessee Titans	Own	Yds	TD	FF	Opp. Rec.	Yds	TD	Out Bnds		
FUMBLES	Fum	Lost	Rec.	Yds	TD	FF	Rec.	Yds	FUMBLES	Fum	Lost	Rec.	Yds	TD	FF	Rec.	Yds	TD	
D.Lock	2	0	2	-1	0	0	0	0	K.Byard	0	0	0	0	0	1	0	0	0	
M.Gordon	1	1	0	0	0	0	0	0	J.Kalu	0	0	0	0	0	1	0	0	0	
J.Jeudy	1	0	0	0	0	0	0	0	J.Simmons	0	0	0	0	0	0	1	0	0	
TOTAL	4	1	2	-1	0	0	0	0	TOTAL	0	0	0	0	0	2	1	0	0	

Denver Broncos											Tennessee Titans										
Own											Opp.										
FUMBLES	Fum	Lost	Rec.	Yds	TD	FF	Rec.	Yds	TD	Bnds	FUMBLES	Fum	Lost	Rec.	Yds	TD	FF	Rec.	Yds	TD	Bnds
D.Lock	2	0	2	-1	0	0	0	0	0	0	K.Byard	0	0	0	0	0	1	0	0	0	0
M.Gordon	1	1	0	0	0	0	0	0	0	0	J.Kalu	0	0	0	0	0	1	0	0	0	0
J.Jeudy	1	0	0	0	0	0	0	0	0	1	J.Simmons	0	0	0	0	0	0	1	0	0	0
TOTAL	4	1	2	-1	0	0	0	0	0	1	TOTAL	0	0	0	0	0	2	1	0	0	0

FINAL TEAM STATISTICS																	
BRONCOS									TITANS								
TOTAL FIRST DOWNS	19				26				FGs - PATs Had Blocked	0-0				1-0			
By Rushing	17				6				Net Punting Average	45.0				47.0			
By Passing	12				17				TOTAL RETURN YARDAGE (Not Including Kickoffs)	16				19			
By Penalty	1				3				No. and Yards Punt Returns	2-16				3-19			
THIRD DOWN EFFICIENCY	3-9-33%				7-16-43%				No. and Yards Kickoff Returns	0-0				1-19			
FOURTH DOWN EFFICIENCY	0-1-0%				1-1-100%				No. and Yards Interception Returns	0-0				0-0			
TOTAL NET YARDS	323				377				PENALTIES Number and Yards	5-56				5-37			
Total Offensive Plays (inc. times thrown passing)	59				78				FUMBLES Number and Lost	4-1				0-0			
Average gain per offensive play	5.5				4.8				TOUCHDOWNS	2				2			
NET YARDS RUSHING	107				130				Rushing	1				0			
Total Rushing Plays	26				34				Passing	1				2			
Average gain per rushing play	4.1				3.8				EXTRA POINTS Made-Attempts	2-2				1-2			
Tackles for a loss-number and yards	1-2				0-0				Kicking Made-Attempts	2-2				1-2			
NET YARDS PASSING	216				247				FIELD GOALS Made-Attempts	0-0				1-4			
Times thrown - yards lost attempting to pass	0-0				1-2				RED ZONE EFFICIENCY	2-3-67%				2-3-67%			
Gross yards passing	216				249				GOAL TO GO EFFICIENCY	1-2-50%				2-2-100%			
PASS ATTEMPTS-COMPLETIONS-HAD INTERCEPTED	33-22-0				43-29-0				SAFETIES	0				0			
Avg gain per pass play (inc.# thrown passing)	6.5				5.6				FINAL SCORE	14				16			
KICKOFFS Number-In End Zone-Touchbacks	3-2-2				4-4-4				TIME OF POSSESSION	27:20				32:40			
PUNTS Number and Average	5-48.8				4-51.0												
Had Blocked	0				0												

BRONCOS DEFENSIVE STATISTICS																	
(Press Box Totals)																	
PLAYER	UT	A	TT	S-YDS	I	PD	FF	FR	PLAYER	UT	A	TT	S-YDS	I	PD	FF	FR
A. Johnson	8	4	12	0-0	0-0	0	0	0	J. Attaochu	3	1	4	1-2	0-0	0	0	0
B. Callahan	6	2	8	0-0	0-0	0	0	0	S. Harris	3	1	4	0-0	0-0	0	0	0
J. Jewell	5	3	8	0-0	0-0	0	0	0	D. Jones	2	1	3	0-0	0-0	0	0	0
K. Jackson	1	1	6	0-0	0-0	1	0	0	M. Ojemudia	2	0	2	0-0	0-0	1	0	0
J. Simmons	4	2	6	0-0	0-0	0	0	0	M. Reed	1	1	2	0-0	0-0	0	0	0
J. Casey	3	3	6	0-0	0-0	2	0	0	A. Bouye	0	0	0	0-0	0-0	1	0	0
E. Bassey	5	0	5	0-0	0-0	0	0	0	TOTAL	51	20	71	1-2	0-0	5	0	0
M. Purcell	4	1	5	0-0	0-0	0	0	0									



Steelers 26, Broncos 21

Sunday, Sept. 20, 2020 • 1:02 p.m. EST • Heinz Field • Pittsburgh, Pa.

WEATHER: Sunny, 64°, Wind E 5 mph • TIME: 3:18 • ATTENDANCE: 0

In a hard-fought game, the Broncos dropped their 2020 road debut to the Pittsburgh Steelers 26-21.

Denver's offense was led by backup quarterback Jeff Driskel, who entered the game for the injured Drew Lock. Lock exited the game after injuring his right shoulder on a strip-sack with 7:53 remaining in the first quarter.

Driskel would complete 18-of-24 passes for 256 yards with two touchdowns and one interception (84.9 rtg.), joining John McCormick (at Buf., 12/18/66) as the only two quarterbacks in Broncos history to throw for at least 250 yards and multiple touchdowns in a game they didn't start.

Following Lock's injury and turnover, Pittsburgh capitalized with a nine-play, 59-yard drive that was punctuated with a two-yard touchdown run from running back James Conner.

Melvin Gordon III finished the day with 84 yards of total offense (70 rushing, 14 receiving) and one receiving touchdown to lead the Broncos. Tight end Noah Fant followed up his strong Week 1 performance against the Titans with four receptions, 57 yards and one touchdown as well.

Neither team was able to generate any momentum on the next two drives and the Broncos offense started the second quarter at the Steelers 36-yard line. Brandon McManus then connected on a 49-yard field goal to make the score 7-3.

The Steelers later responded with an 84-yard touchdown reception by wide receiver Chase Claypool to go up 14-3.

Shortly thereafter, a missed 48-yard field goal from McManus gave the Steelers strong field position at the 50-yard line with 4:46 remaining in the half. The Broncos defense forced a three-and-out before a Driskel interception put Pittsburgh back in a scoring opportunity at Denver's 11-yard line.

The Broncos defense held strong in the red zone and forced the Steelers to settle for a 21-yard field goal to take a 17-3 lead into halftime.

In the opening drive of the second half, safety Justin Simmons intercepted Steelers quarterback Ben Roethlisberger and returned it 37-yards to help set up a 28-yard field goal from McManus.

After a fourth-down stop on the following drive, the Broncos were able to capitalize with a 20-yard touchdown reception from Fant to Driskel to cut the lead to 17-12. A successful two-point conversion again from Fant to Driskel helped narrow the lead to three points.

Following a 28-yard touchdown reception by Steelers wide receiver Diontae Johnson, Broncos punter Sam Martin was tackled in the end zone for a safety, extending Pittsburgh's lead to 26-14.

The Broncos defense showed resiliency as defensive end Shelby Harris forced a fumble on the first play of Pittsburgh's following drive. The turnover helped set up a six-play, 54-yard drive that was finished off with a 16-yard touchdown run by Gordon III to cut the lead to 26-21 with 7:43 remaining in the game.

After forcing a three-and-out, Denver was able to work their way to the Steelers' 15-yard line before surrendering a fourth-down sack on Driskel with 1:55 remaining in the game.

Defensively, the Broncos were led by Simmons who recorded eight tackles (seven solo), two passes defended, one interception and one tackle for loss. Inside linebacker Alexander Johnson also recorded eight tackles (six solo) on the day.

OFFICIALS:

Referee — Adrian Hill (29); **Umpire** — King, Paul (121); **Down Judge** — Camp, Ed (134); **Line Judge** — Codey, Kevin (16); **Field Judge** — Quirk, Jim (5); **Side Judge** — Washington, Keith (7); **Back Judge** — Steed, Greg (12); **Replay** — Stine, Kevin

DENVER BRONCOS

OFFENSE

LT	72	G. Bolles
LG	66	D. Risner
C	79	L. Cushmanberry
RG	61	G. Glasgow
RT	68	E. Wilkinson
TE	87	N. Fant
WR	10	J. Jeudy
RB	25	M. Gordon
QB	3	D. Lock
WR	14	C. Sutton
WR	81	T. Patrick

DEFENSE

DE	96	S. Harris
NT	98	M. Purcell
DE	99	J. Casey
SLB	97	J. Attachu
WLB	55	B. Chubb
ILB	45	A. Johnson
ILB	47	J. Jewell
RCB	29	B. Callahan
SS	22	K. Jackson
FS	31	J. Simmons
LCB	23	M. Ojemudia

BRONCOS SUBSTITUTIONS: P 6 S.Martin, K 8 B.McManus, QB 9 J.Driskel, WR 11 D.Spencer, WR 13 K.Hamler, WR 17 D.Hamilton, CB 20 D.Dawson, CB 27 D.Harris, RB 28 R.Freeman, RB 32 L.Bellamy, DB 34 E.Bassey, S 36 T.Marshall, CB 41 D.Bausby, LB 43 J.Jones, LS 46 J.Bobenmeyer, LB 48 D.Tuszka, ILB 53 A.Calistro, DE 57 D.Walker, ILB 59 M.Reed, G 71 A.Schlottmann, T 76 C.Anderson, TE 80 J.Butt, TE 83 A.Beck, TE 88 N.Vannett, DT 93 D.Jones **DID NOT PLAY:** T 78 D.Dotson **INACTIVE:** WR 16 T.Cleveland, RB 30 P.Lindsay, ILB 42 M.Barron, G 52 N.Muti, OLB 58 A.Chickillo, TE 85 A.Okwuegbunam, DT 95 M.Agin

PITTSBURGH STEELERS

OFFENSE

WR	18	D. Johnson
LT	78	A. Villanueva
LG	71	M. Feiler
C	53	M. Pouncey
RG	69	K. Dotson
RT	76	C. Okorafor
TE	85	E. Ebron
RB	30	J. Conner
TE	89	V. McDonald
QB	7	B. Roethlisberger
WR	19	J. Smith-Schuster

DEFENSE

DT	97	C. Heyward
DE	91	S. Tuitt
LOLB	90	T. Watt
ILB	55	D. Bush
RILB	98	V. Williams
ROLB	48	B. Dupree
LCB	23	J. Haden
DB	28	M. Hilton
FS	39	M. Fitzpatrick
SS	34	T. Edmunds
RCB	22	S. Nelson

STEELERS SUBSTITUTIONS: P 4 D.Colquitt, K 9 C.Boswell, WR 11 C.Claypool, WR 13 J.Washington, WR 14 R.McCloud, DB 20 C.Sutton, DB 21 S.Davis, RB 24 B.Snell, DB 27 M.Allen, DB 31 J.Layne, DB 37 J.Dangerfield, RB 38 J.Samuels, LB 41 R.Spillane, DB 42 J.Pierre, RB 44 D.Watt, LB 56 A.Highsmith, LS 57 K.Canaday, T 77 D.Gray, OLB 92 A.Adeniyi, DT 94 T.Alualu, DE 95 C.Wormley, DE 96 I.Buggs **DID NOT PLAY:** QB 2 M.Rudolph, RB 26 A.McFarland, C 60 J.Hassenaue, T 65 J.Hawkins **INACTIVE:** QB 5 J.Dobbs, LB 54 U.Gilbert, G 66 D.DeCastro, DT 73 C.Davis, TE 81 Z.Gentry

		1	2	3	4	OT	TOTAL	FIELD GOALS (made () & missed)	
VISITOR	Denver Broncos	0	3	11	7	0	21	B. McManus (49) 58WR (28)	
HOME	Pittsburgh Steelers	7	10	0	9	0	26	C. Boswell (21)	
Team	Qtr	Clock Time	PLAY DESCRIPTION (Extra Point) (Drive Info)				SCORE Visitor Home		
Steelers	1	4:23	J.Conner 2 yd. run (C.Boswell kick) (9-59, 3:19)				0	7	
Broncos	2	12:07	B.McManus 49 yd. Field Goal (5-5, 2:53)				3	7	
Steelers	2	6:23	C.Claypool 84 yd. pass from B.Roethlisberger (C.Boswell kick) (1-84, 0:11)				3	14	
Steelers	2	0:39	C.Boswell 21 yd. Field Goal (4-8, 1:19)				3	17	
Broncos	3	8:00	B.McManus 28 yd. Field Goal (10-31, 3:50)				6	17	
Broncos	3	1:07	N.Fant 20 yd. pass from J.Driskel (J.Driskel-N.Fant pass) (6-65, 2:47)				14	17	
Steelers	4	11:26	D.Johnson 28 yd. pass from B.Roethlisberger (C.Boswell kick) (9-75, 4:41)				14	24	
Steelers	4	10:01	S.Martin tackled in end zone by D.Watt for a Safety				14	26	
Broncos	4	7:43	M.Gordon 16 yd. pass from J.Driskel (B.McManus kick) (6-54, 1:58)				21	26	

FINAL INDIVIDUAL STATISTICS																			
Denver Broncos										Pittsburgh Steelers									
RUSHING	ATT	YDS	AVG	LG	TD	RUSHING	ATT	YDS	AVG	LG	TD	RUSHING	ATT	YDS	AVG	LG	TD	RUSHING	ATT
M.Gordon	19	70	3.7	17	0	J.Conner	16	106	6.6	59	1	B.Snell	3	5	1.7	3	0	B.Roethlisberger	3
R.Freeman	3	20	6.7	13	0	B.Snell	3	-2	-0.7	0	0	B.Roethlisberger	3	-2	-0.7	0	0	B.Roethlisberger	3
K.Hamler	1	9	9.0	9	0	B.Roethlisberger	3	-2	-0.7	0	0	B.Roethlisberger	3	-2	-0.7	0	0	B.Roethlisberger	3
J.Driskel	2	5	2.5	3	0	B.Roethlisberger	3	-2	-0.7	0	0	B.Roethlisberger	3	-2	-0.7	0	0	B.Roethlisberger	3
S.Martin	1	0	0.0	0	0	B.Roethlisberger	3	-2	-0.7	0	0	B.Roethlisberger	3	-2	-0.7	0	0	B.Roethlisberger	3
TOTAL	26	104	4.0	17	0	TOTAL	22	109	5.0	59	1	TOTAL	22	109	5.0	59	1	TOTAL	22
PASSING	ATT	CMP	YDS	TKD/YD	TD	LG	IN	Rtg.	PASSING	ATT	CMP	YDS	TKD/YD	TD	LG	IN	Rtg.	PASSING	ATT
J.Driskel	34	18	256	6/53	2	45	1	84.9	B.Roethlisberger	41	29	311	1/10	2	84	1	98.7	B.Roethlisberger	41
D.Lock	5	1	20	1/8	0	20	0	43.8	B.Roethlisberger	41	29	311	1/10	2	84	1	98.7	B.Roethlisberger	41
TOTAL	39	19	276	7/61	2	45	1	78.6	TOTAL	41	29	311	1/10	2	84	1	98.7	TOTAL	41
PASS RECEIVING	TAR	NO	YDS	AVG	LG	TD	PASS RECEIVING	TAR	NO	YDS	AVG	LG	TD	PASS RECEIVING	TAR	NO	YDS	AVG	LG
J.Jeudy	7	4	62	15.5	20	0	D.Johnson	13	8	92	11.5	28	1	D.Johnson	13	8	92	11.5	28
N.Fant	5	4	57	14.3	22	1	J.Smith-Schuster	8	7	48	6.9	18	0	J.Smith-Schuster	8	7	48	6.9	18
C.Sutton	6	3	66	22.0	45	0	C.Claypool	3	3	88	29.3	84	1	C.Claypool	3	3	88	29.3	84
K.Hamler	7	3	48	16.0	18	0	E.Ebron	5	3	43	14.3	21	0	E.Ebron	5	3	43	14.3	21
T.Patrick	5	2	24	12.0	17	0	J.Washington	5	3	22	7.3	10	0	J.Washington	5	3	22	7.3	10
M.Gordon	3	2	14	7.0	16	1	J.Conner	2	2	15	7.5	9	0	J.Conner	2	2	15	7.5	9
D.Hamilton	3	1	5	5.0	5	0	J.Samuels	2	1	4	4.0	4	0	J.Samuels	2	1	4	4.0	4
N.Vannett	2	0	0	0.0	0	0	V.McDonald	2	1	3	3.0	3	0	V.McDonald	2	1	3	3.0	3
TOTAL	38	19	276	14.5	45	2	B.Snell	1	1	-4	-4.0	-4	0	B.Snell	1	1	-4	-4.0	-4
TOTAL	38	19	276	14.5	45	2	TOTAL	41	29	311	10.7	84	2	TOTAL	41	29	311	10.7	84
INTERCEPTIONS	NO	YDS	AVG	LG	TD	INTERCEPTIONS	NO	YDS	AVG	LG	TD	INTERCEPTIONS	NO	YDS	AVG	LG	TD	INTERCEPTIONS	NO
J.Simmons	1	37	37.0	37	0	J.Haden	1	24	24.0	24	0	J.Haden	1	24	24.0	24	0	J.Haden	1
TOTAL	1	37	37.0	37	0	TOTAL	1	24	24.0	24	0	TOTAL	1	24	24.0	24	0	TOTAL	1
PUNTING	NO	YDS	AVG	NET	TB	IN20	LG	PUNTING	NO	YDS	AVG	NET	TB	IN20	LG	PUNTING	NO	YDS	AVG
S.Martin	4	169	42.3	36.0	0	1	55	D.Colquitt	5	209	41.8	34.8	1	2	54	D.Colquitt	5	209	41.8
TOTAL	4	169	42.3	36.0	0	1	55	TOTAL	5	209	41.8	34.8	1	2	54	TOTAL	5	209	41.8
PUNT RETURNS	NO	YDS	AVG	FC	LG	TD	PUNT RETURNS	NO	YDS	AVG	FC	LG	TD	PUNT RETURNS	NO	YDS	AVG	FC	LG
D.Spencer	2	15	7.5	2	9	0	D.Johnson	2	25	12.5	0	18	0	D.Johnson	2	25	12.5	0	18
[TOUCHBACK]	1	0	0.0	0	0	0	[OUT OF BOUNDS]	2	0	0.0	0	0	0	[OUT OF BOUNDS]	2	0	0.0	0	0
TOTAL	2	15	7.5	2	9	0	TOTAL	2	25	12.5	0	18	0	TOTAL	2	25	12.5	0	18
KICKOFF RETURNS	NO	YDS	AVG	FC	LG	TD	KICKOFF RETURNS	NO	YDS	AVG	FC	LG	TD	KICKOFF RETURNS	NO	YDS	AVG	FC	LG
D.Spencer	2	38	19.0	0	22	0	R.McCloud	2	64	32.0	0	49	0	R.McCloud	2	64	32.0	0	49
K.Hamler	1	18	18.0	0	18	0	D.Johnson	1	24	24.0	0	24	0	D.Johnson	1	24	24.0	0	24
[TOUCHBACK]	2	0	0.0	0	0	0	[TOUCHBACK]	3	0	0.0	0	0	0	[TOUCHBACK]	3	0	0.0	0	0
TOTAL	3	56	18.7	0	22	0	TOTAL	3	88	29.3	0	49	0	TOTAL	3	88	29.3	0	49
Denver Broncos	Own	Opp.	Out	FUMBLES	Fum	Lost	Rec.	Yds	TD	Bnds	Pittsburgh Steelers	Own	Opp.	Out	FUMBLES	Fum	Lost	Rec.	Yds
S.Martin	1	0	1	-12	0	1	1	2	0	0	B.Snell	1	1	0	0	0	0	0	0
D.Lock	1	1	0	0	0	0	0	0	0	0	B.Roethlisberger	1	0	0	-8	0	0	0	0
S.Harris	0	0	0	0	0	1	0	0	0	0	D.Johnson	0	0	0	0	0	0	0	0
K.Jackson	0	0	0	0	0	0	1	2	0	0	B.Dupree	0	0	0	0	1	0	0	0
TOTAL	2	1	1	-12	0	1	1	2	0	0	M.Hilton	0	0	0	0	0	1	8	0
TOTAL	2	1	1	-12	0	1	1	2	0	0	TOTAL	2	1	1	-8	0	1	1	8

FINAL TEAM STATISTICS									
	BRONCOS		STEELERS			BRONCOS		STEELERS	
TOTAL FIRST DOWNS	23	19	FGs - PATs Had Blocked	0-0	0-0				
By Rushing	5	4	Net Punting Average	36.0	34.8				
By Passing	12	15	TOTAL RETURN YARDAGE (Not Including Kickoffs)	52	49				
By Penalty	6	0	No. and Yards Punt Returns	2-15	2-25				
THIRD DOWN EFFICIENCY	5-15-33%	2-12-17%	No. and Yards Kickoff Returns	3-56	3-88				
FOURTH DOWN EFFICIENCY	0-2-0%	1-2-50%	No. and Yards Interception Returns	1-37	1-24				
TOTAL NET YARDS	319	410	PENALTIES Number and Yards	4-30	10-89				
Total Offensive Plays (inc. times thrown passing)	72	64	FUMBLES Number and Lost	2-1	2-1				
Average gain per offensive play	4.4	6.4	TOUCHDOWNS	2	3				
NET YARDS RUSHING	104	109	Rushing	0	1				
Total Rushing Plays	26	22	Passing	2	2				
Average gain per rushing play	4.0	5.0	EXTRA POINTS Made-Attempts	2-2	3-3				
Tackles for a loss-number and yards	4-7	2-3	Kicking Made-Attempts	1-1	3-3				
NET YARDS PASSING	215	301	Passing Made-Attempts	1-1	0-0				
Times thrown - yards lost attempting to pass	7-61	1-10	FIELD GOALS Made-Attempts	2-3	1-1				
Gross yards passing	276	311	RED ZONE EFFICIENCY	1-4-25%	1-3-33%				
PASS ATTEMPTS-COMPLETIONS-HAD INTERCEPTED	39-19-1	41-29-1	GOAL TO GO EFFICIENCY	0-1-0%	1-2-50%				
Avg gain per pass play (inc.# thrown passing)	4.7	7.2	SAFETIES	0	1				
KICKOFFS Number-In End Zone-Touchbacks	6-4-3	5-4-2	FINAL SCORE	21	26				
PUNTS Number and Average	4-42.3	5-41.8	TIME OF POSSESSION	30:31	29:29				
Had Blocked	0	0							

BRONCOS DEFENSIVE STATISTICS																	
(Press Box Totals)																	
PLAYER	UT	A	TT	S-YDS	I	PD	FF	FR	PLAYER	UT	A	TT	S-YDS	I	PD	FF	FR
J. Simmons	7	1	8	0-0	1-37	2	0	0	B. Chubb	3	0	3	0-0	0-0	0	0	0
A. Johnson	6	2	8	0-0	0-0	0	0	0	M. Reed	2	0	2	0-0	0-0	1	0	0
M. Ojemudia	5	1	6	0-0	0-0	1	0	0	M. Purcell	1	0	1	1-10	0-0	0	0	0
B. Callahan	4	1	5	0-0	0-0	0	0	0	J. Attaochu	1	0	1	0-0	0-0	0	0	0
J.Jewell	3	2	5	0-0	0-0	0	0	0	E. Bassegy	1	0	1	0-0	0-0	0	0	0
J. Casey	3	1	4	0-0	0-0	1	0	0	D. Jones	0	1	1	0-0	0-0	0	0	0
K. Jackson	3	1	4	0-0	0-0	0	0	1	Team Totals	42	10	52	1-10	1-37	5	1	1
S. Harvie	3	0	3	0-0	0-0	0	1	0									



Buccaneers 28, Broncos 10

Sunday, Sept. 27, 2020 • 2:25 p.m. MDT • Empower Field at Mile High • Denver

WEATHER: Partly Cloudy, 55°, Wind NE 7 mph • TIME: 2:59 • ATTENDANCE: 5,226

The Broncos dropped their third game of the season to the 2021 Super Bowl Champion Tampa Bay Buccaneers 28-10.

Two Denver quarterbacks under center—Jeff Driskel and Brett Rypien. Driskel started the game and was 17-of-30 for 176 yards, with one touchdown and one interception. Rypien entered the game in the fourth quarter and finished the day 8-of-9 for 53 yards with one interception.

The Buccaneers found the end zone first at the 10:04 mark in the first quarter following a blocked punt on the Broncos first drive of the game. Tampa Bay quarterback Tom Brady capitalized on the great field position with a 10-yard touchdown pass to wide receiver Chris Godwin to cap off the three-play, 10-yard drive.

Neither team generated much offense for the remainder of the first quarter, but Tampa Bay kicker Ryan Succop was able to convert a 43-yard field goal with 19 seconds remaining to make the score 10-0.

Denver got their first points of the day after a seven-play, 37-yard drive that was capped off by a 57-yard field goal from kicker Brandon McManus to open the second quarter.

The Bucs responded by marching 75 yards down the field after starting at their own 25-yard line. From there, Brady found wide receiver Mike Evans for a one-yard touchdown pass to take a 17-3 lead.

After a Broncos three-and-out, Evans found the end zone again on a one-yard pass from Brady with 2:24 remaining in the half. A blocked extra point by inside linebacker Joseph Jones made the score 23-3.

The Denver offense responded with a two-minute drive that led them 75 yards down the field in eight plays. The drive was ignited by a 27-yard reception from wide receiver Tim Patrick to help get the Broncos across midfield.

Driskel went on to find Patrick in the back of the end zone for a 7-yard touchdown to cut the lead to 24-10. Patrick finished the day catching all four of his targets for 43 yards with one touchdown.

The Broncos defense forced a three-and-out to start the second half, but were pinned back within their own 10-yard line by Tampa Bay punter Bradley Pinion. Driskel was then sacked in the end-zone by outside linebacker Shaq Barrett to make it 25-10.

After the tough first half, the Broncos defense would only surrender three more points in the remainder of the game.

Neither team generated much offense until Succop connected on a 35-yard field goal as time expired in the third quarter to give Tampa Bay a 28-10 lead.

After back-to-back three-and-outs from both teams, Rypien entered the game for Denver at the 9:56 mark of the fourth quarter. He went on to lead a 60-yard drive before throwing an interception in the end zone.

The ball was returned to their 29-yard line before the Bucs ran out the clock to end the game 28-10.

The Broncos defense was led by safety Justin Simmons who finished the day with eight tackles (seven solo). Additionally, defensive end Shelby Harris put together a strong performance of four tackles (three solo), two sacks and one pass defended.

OFFICIALS:

Referee — Clark, Land (130); **Umpire** — Eck, Alan (76); **Down Judge** — Sutter, Tripp (37); **Line Judge** — Stewart, Mark (75); **Field Judge** — Robinson, Mearl (31); **Side Judge** — Santi, Aaron (50); **Back Judge** — Miles, Terrence (111); **Replay** — Sumstine, Matt

DENVER BRONCOS

OFFENSE

LT	72	G. Bolles
LG	66	D. Risner
C	79	L. Cushenberry
RG	61	G. Glasgow
RT	68	E. Wilkinson
TE	87	N. Fant
WR	10	J. Jeudy
RB	25	M. Gordon
QB	9	J. Driskel
WR	13	K. Hamler
WR	81	T. Patrick

DEFENSE

DE	96	S. Harris
NT	98	M. Purcell
DE	99	J. Casey
SLB	97	J. Attaochu
WLB	55	B. Chubb
ILB	45	A. Johnson
ILB	47	J. Jewell
RCB	29	B. Callahan
SS	22	K. Jackson
FS	31	J. Simmons
LCB	23	M. Ojemudia

BRONCOS SUBSTITUTIONS: QB 4 B.Rypien, P 6 S.Martin, K 8 B.McManus, WR 11 D.Spencer, WR 16 T.Cleveland, WR 17 D.Hamilton, CB 20 D.Dawson, RB 28 R.Freeman, RB 32 L.Bellamy, CB 34 E.Bassey, S 36 T.Marshall, S 37 P.Locke, CB 41 D.Baustly, ILB 43 J.Jones, LS 46 J.Bobenmoyer, ILB 53 A.Calistro, ILB 59 M.Reed, G 71 A.Schlottmann, T 76 C.Anderson, TE 80 J.Butt, TE 83 A.Beck, DT 90 D.Williams, OLB 91 A.Chickillo, DL 95 M.Agim **DID NOT PLAY:** DE 26 K.Tolliver, T 78 D.Dotson **INACTIVE:** QB 3 D.Lock, QB 5 B.Bortles, CB 27 D.Harris, RB 30 P.Lindsay, G 52 N.Muti, TE 85 A.Okwuegbunam, TE 88 N.Vannett

TAMPA BAY BUCCANEERS

OFFENSE

WR	13	M. Evans
TE	87	R. Gronkowski
LT	76	D. Smith
LG	74	A. Marpet
C	66	R. Jensen
RG	65	A. Cappa
RT	78	T. Wirfs
TE	80	O. Howard
WR	14	C. Godwin
QB	12	T. Brady
RB	27	R. Jones

DEFENSE

DL	93	N. Suh
NT	50	V. Vea
CB	35	J. Dean
OLB	90	J. Pierre-Paul
ILB	45	D. White
ILB	54	L. David
OLB	58	S. Barrett
CB	24	C. Davis
CB	23	S. Murphy-Bunting
S	31	A. Winfield
S	33	J. Whitehead

BUCCANEERS SUBSTITUTIONS: K 3 R.Succop, P 8 B.Pinion, WR 10 S.Miller, WR 18 T.Johnson, RB 25 L.McCoy, S 26 A.Adams, RB 28 L.Fournette, CB 29 R.Smith, S 32 M.Edwards, CB 39 P.Motley, RB 44 K.Barner, ILB 48 J.Cichy, ILB 51 K.Minter, DL 56 R.NunezRoches, OLB 57 Q.Bell, T 72 J.Wells, DL 79 P.O'Connor, TE 84 C.Brute, WR 85 J.Mickens, TE 88 T.Hudson, DL 92 W.Gholston, LS 97 Z.Triner, OLB 98 A.Nelson **DID NOT PLAY:** QB 11 B.Gabbert, C 62 A.Shipley, T 73 J.Haeg **INACTIVE:** QB 4 R.Griffin, WR 17 J.Watson, RB 30 K.Vaughn, OLB 49 C.Gill, G 64 A.Stinnie, DL 94 K.Davis

		1	2	3	4	OT	TOTAL		FIELD GOALS (made () & missed)
VISITOR	Tampa Bay Buccaneers	10	13	5	0	0	28		R. Succop (43) (35)
HOME	Denver Broncos	0	10	0	0	0	10		B. McManus (56)
Team	Qtr	Clock Time	PLAY DESCRIPTION (Extra Point) (Drive Info)					SCORE	
								Visitor	Home
Buccaneers	1	9:58	C.Godwin 10 yd. pass from T.Brady (R.Succop kick) (3-10, 0:43)					7	0
Buccaneers	1	0:15	R.Succop 43 yd. Field Goal (10-30, 4:40)					10	0
Broncos	2	11:33	B.McManus 56 yd. Field Goal (7-37, 3:42)					10	3
Buccaneers	2	6:35	M.Evans 1 yd. pass from T.Brady (R.Succop kick) (12-75, 4:58)					17	3
Buccaneers	2	2:19	M.Evans 1 yd. pass from T.Brady (kick blocked) (6-56, 2:37)					23	3
Broncos	2	0:14	T.Patrick 7 yd. pass from J.Driskel (B.McManus kick) (8-75, 2:05)					23	10
Buccaneers	3	11:44	J.Driskel sacked in end zone by S.Barrett for a Safety					25	10
Buccaneers	3	0:00	R.Succop 35 yd. Field Goal (7-38, 3:22)					28	10

FINAL TEAM STATISTICS					
	BRONCOS		BUCS		
TOTAL FIRST DOWNS	13	17	FGs - PATs Had Blocked	0-0	0-1
By Rushing	8	5	Net Punting Average	34.2	30.0
By Passing	9	12	TOTAL RETURN YARDAGE (Not Including Kickoffs)	0	46
By Penalty	2	0	No. and Yards Punt Returns	0-0	3-21
THIRD DOWN EFFICIENCY	5-14-35%	8-16-50%	No. and Yards Kickoff Returns	0-0	1-17
FOURTH DOWN EFFICIENCY	1-1-100%	0-1-0%	No. and Yards Interception Returns	0-0	2-25
TOTAL NET YARDS	226	353	PENALTIES Number and Yards	4-30	9-71
Total Offensive Plays (inc. times thrown passing)	59	65	FUMBLES Number and Lost	1	1-0
Average gain per offensive play	3.8	5.4	TOUCHDOWNS	1	3
NET YARDS RUSHING	68	42	Rushing	0	0
Total Rushing Plays	14	25	Passing	3	1
Average gain per rushing play	3.0	2.7	EXTRA POINTS Made-Attempts	1-1	2-3
Tackles for a loss-number and yards	2-3	2-4	Kicking Made-Attempts	1-1	2-3
NET YARDS PASSING	184	285	FIELD GOALS Made-Attempts	1-1	2-2
Times thrown - yards lost attempting to pass	6-45	2-12	RED ZONE EFFICIENCY	1-2-50%	3-4-75%
Gross yards passing	229	297	GOAL TO GO EFFICIENCY	0-0-0%	3-3-100%
PASS ATTEMPTS-COMPLETIONS-HAD INTERCEPTED	39-25-2	38-25-0	SAFETIES	0	1
Avg gain per pass play (inc.# thrown passing)	4.1	7.1	FINAL SCORE	10	28
KICKOFFS Number-In End Zone-Touchbacks	4-3-3	6-6-6	TIME OF POSSESSION	28:58	33:02
PUNTS Number and Average	6-37.7	5-43.8			
Had Blocked	1	0			

237

DENVER



BRONCOS



Broncos 37, Jets 28

Thursday, Oct. 1, 2020 • 8:22 p.m. EDT • MetLife Stadium • East Rutherford, N.J.

WEATHER: Cloudy, 64°, Wind SW 6 mph • TIME: 3:29 • ATTENDANCE: 0

On Thursday Night Football, Denver secured their first win of the season in a high-scoring game against the New York Jets 37-28.

The game marked the first NFL start of second-year quarterback Brett Rypien's career. Rypien finished the night 19-of-31 for 243 yards with two touchdowns and three interceptions.

The Denver offense was highlighted by running back Melvin Gordon III and wide receiver Tim Patrick. Gordon finished the night with 107 yards and two touchdowns on 23 carries while Patrick collected six balls for 113 yards and one touchdown. The 113 yards marked the first time that Patrick had eclipsed the century mark in his career.

The Jets found the end zone on the opening drive of the game when quarterback Sam Darnold scrambled 46 yards to take a 7-0 lead. Denver then responded with a 10-play, 70-yard drive to set up kicker Brandon McManus for a 40-yard field goal.

The Broncos defense forced a three-and-out on the ensuing possession and started the second quarter with the ball on their 30-yard line. Rypien then found rookie wide receiver Jerry Jeudy for a 48-yard touchdown pass to take the lead 10-7. Jeudy finished the night with two receptions for 61 yards and one touchdown.

New York responded with a nine-play, 75-yard drive after a Rypien interception that was capped off by a 26-yard field goal from kicker Sam Ficken to even the score 10-10.

The Broncos answered back with a scoring drive of their own that was highlighted by a 40-yard reception from Rypien to Patrick. From there, Gordon III was able to punch the ball in from the one-yard line to extend the lead 17-10.

New York then responded with their own scoring drive when a 38-yard field goal from Ficken cut the lead to 17-13 going into halftime. Ficken would then connect on a 32-yard field goal to open the second half but bring the score within one point.

The Denver offense quickly responded, driving 75-yards in 13-plays where Rypien connected with Patrick for a 7-yard touchdown reception to extend the lead 24-16. The Broncos held strong for the remaining 4:31 of the third quarter, forcing a three-and-out after a 9-yard sack by inside linebacker Josey Jewell.

McManus would then connect on a 54-yard field goal at the 14:15 mark of the fourth quarter. The Jets responded with a 54-yard field goal of their own to make it 27-19. On the next possession, New York cornerback Pierre Desir intercepted Rypien and returned it 35 yards for a touchdown. A failed 2-point conversion kept the score 27-25.

Rypien was intercepted again on the following drive, which allowed the Jets to capitalize with a 36-yard field goal to take a one point lead.

Denver responded with a nine-play, 40-yard scoring drive that ended with a 54-yard field goal from McManus to put the Broncos back up 30-28.

New York's following possession was stifled by a fourth-down sack from outside linebacker Bradley Chubb. After the turnover on downs, it took Gordon III one play to run 43 yards for the score to put the finishing touches on the game.

The Broncos defense held strong, forcing another three-and-out before the Denver offense let time expire to finish the game.

The defense was highlighted by a series of strong performances from Jewell and Chubb. Jewell finished the night with 10 tackles (eight solo), two sacks and one pass defended. Chubb added five tackles (three solo), two and a half sacks, and five quarterback pressures.

OFFICIALS:

Referee — Boger, Jerome (23); **Umpire** — Anderson, Barry (20); **Down Judge** — Mapp, Julian (10); **Line Judge** — Baynes, Rusty (59); **Field Judge** — Shaw, Dale (104); **Side Judge** — Jeffries, Anthony (36); **Back Judge** — Freeman, Brad (88); **Replay** — Matoren, Brian

DENVER BRONCOS

OFFENSE

LT	72	G. Bolles
LG	66	D. Risner
C	79	L. Cushenberry
RG	61	G. Glasgow
RT	78	D. Dotson
TE	87	N. Fant
TE	88	N. Vannett
WR	13	K. Hamler
QB	4	B. Rypien
RB	25	M. Gordon
WR	81	T. Patrick

DEFENSE

DE	96	S. Harris
NT	98	M. Purcell
WLB	55	B. Chubb
ILB	45	A. Johnson
ILB	47	J. Jewell
LCB	23	M. Ojemudia
OLB	59	M. Reed
RCB	29	B. Callahan
SS	22	K. Jackson
FS	31	J. Simmons
CB	34	E. Bassey

BRONCOS SUBSTITUTIONS: P 6 S.Martin, K 8 B.McManus, QB 9 J.Driskel, WR 10 J.Jeudy, WR 11 D.Spencer, WR 16 T.Cleveland, WR 17 D.Hamilton, CB 20 D.Dawson, RB 28 F.Freeman, RB 32 L.Bellamy, S 36 T.Marshall, S 37 P.Locke, CB 41 D.Bausby, ILB 43 J.Jones, LS 46 J.Bobenmoyer, OLB 48 D.Tuszka, ILB 54 J.Watson, T 69 J.Rodgers, G/C 71 A.Schlottmann, T 76 C.Anderson, DL 77 T.Jernigan, TE 80 J.Butt, FB/TE 83 A.Beck, DL 90 D.Williams, OLB 91 A.Chickillo, DL 95 M.Agin **INACTIVE:** QB 3 D.Lock, QB 5 B.Bortles, CB 27 D.Harris, RB 30 P.Lindsay, G 52 N.Muti, TE 85 A.Okwuegunam, OLB 97 J.Attaochu

NEW YORK JETS

OFFENSE

WR	16	J. Smith
LT	75	C. Edoga
LG	71	A. Lewis
C	60	C. McGovern
RG	62	G. Van Roten
RT	76	G. Fant
TE	89	C. Herndon
WR	82	J. Crowder
WR	15	C. Hogan
QB	14	S. Darnold
RB	21	F. Gore

DEFENSE

DL	95	Q. Williams
DL	99	S. McLendon
DL	96	H. Anderson
OLB	93	T. Basham
ILB	54	A. Williamson
ILB	46	N. Hewitt
OLB	48	J. Jenkins
CB	35	P. Desir
CB	31	B. Austin
S	30	B. McDougald
S	20	M. Maye

JETS SUBSTITUTIONS: QB 5 J.Flacco, P 7 B.Mann, K 9 S.Ficken, WR 10 B.Berrios, RB 22 L.Perine, RB 29 K.Ballage, CB 34 B.Poole, CB 38 L.Jackson, CB 40 J.Guidry, S 41 M.Farley, LS 42 T.Hennessy, LB 44 H.Langi, DL 47 B.Huff, LB 50 F.Luvu, LB 52 A.Ogletree, OL 68 J.Andrews, OL 69 C.McDermott, T 77 M.Becton, WR 83 J.Malone, TE 84 R.Griffin, TE 85 T.Wesco, WR 86 L.Cager, TE 87 D.Brown, DL 91 J.Franklin, DL 94 F.Fatukasi, DL 98 K.Phillips **INACTIVE:** QB 4 J.Morgan, WR 19 B.Perriman, CB 27 Q.Wilson, S 32 A.Davis, S 37 M.Christian, LB 55 J.Willis, DL 97 N.Shepherd

		1	2	3	4	OT	TOTAL	FIELD GOALS (made () & missed)			
VISITOR	Denver Broncos	3	14	7	13	0	37	B. McManus (40) (54) (53)			
HOME	New York Jets	7	6	3	12	0	28	S. Ficken (26) (38) (32) (54) (36)			
Team	Qtr	Clock Time	PLAY DESCRIPTION (Extra Point) (Drive Info)					SCORE			
			Visitor	Home				Visitor	Home		
Jets	1	11:25	S.Darnold 46 yd. run (S.Ficken kick) (9-75, 3:35)					0	7		
Broncos	1	4:45	B.McManus 40 yd. Field Goal (10-70, 6:40)					8	7		
Broncos	2	13:09	J.Jeudy 48 yd. pass from B.Rypien (B.McManus kick) (3-70, 1:44)					10	7		
Jets	2	6:21	S.Ficken 26 yd. Field Goal (11-55, 4:44)					10	10		
Broncos	2	1:37	M.Gordon 1 yd. run (B.McManus kick) (9-75, 4:44)					17	10		
Jets	2	0:15	S.Ficken 38 yd. Field Goal (11-55, 1:22)					17	13		
Jets	3	11:23	S.Ficken 32 yd. Field Goal (5-46, 2:00)					17	16		
Broncos	3	4:31	T.Patrick 7 yd. pass from B.Rypien (B.McManus kick) (13-75, 6:52)					24	16		
Broncos	4	14:11	B.McManus 54 yd. Field Goal (4-8, 1:41)					27	16		
Jets	4	11:44	S.Ficken 54 yd. Field Goal (7-39, 2:27)					27	19		
Jets	4	10:45	P.Desir 35 yd. interception return (pass failed)					27	25		
Jets	4	6:23	S.Ficken 36 yd. Field Goal (6-25, 2:14)					27	28		
Broncos	4	3:08	B.McManus 53 yd. Field Goal (9-40, 3:15)					30	28		
Broncos	4	1:48	M. Gordon 43 yd. run (B. McManus Kick) (1-43, 0:12)					37	28		

FINAL INDIVIDUAL STATISTICS													
Denver Broncos						New York Jets							
RUSHING	ATT	YDS	AVG	LG	TD	RUSHING	ATT	YDS	AVG	LG	TD		
M.Gordon	23	107	4.7	43	2	S.Darnold	6	84	14.0	46	1		
J.Driskel	1	9	9.0	9	0	F.Gore	13	30	2.3	6	0		
R.Freeman	3	6	2.0	3	0	L.Perine	5	15	3.0	5	0		
B.Rypien	5	-5	-1.0	-1	0								
TOTAL	32	117	3.7	43	2	TOTAL	24	129	5.4	46	1		

PASSING	ATT	CMP	YDS	TKD/				Rtg.	PASSING	ATT	CMP	YDS	TKD/				Rtg.
				YD	TD	LG	IN						YD	TD	LG	IN	
B.Rypien	31	19	242	0/0	2	48	3	67.6	S.Darnold	42	23	230	6/54	0	35	0	70.5
									J.Fiocco	2	2	16	0/0	0	11	0	100.0
TOTAL	31	19	242	0/0	2	48	3	67.6	TOTAL	44	25	246	6/54	0	35	0	72.7

PASS RECEIVING	TAR	NO	YDS	AVG	LG	TD			PASS RECEIVING	TAR	NO	YDS	AVG	LG	TD		
T.Patrick	7	6	113	18.8	40	1			J.Crowder	10	7	104	14.9	35	0		
N.Fant	6	5	35	7.0	11	0			J.Smith	9	7	81	11.6	21	0		
J.Jeudy	4	2	61	30.5	48	1			C.Hogan	8	4	23	5.8	10	0		
M.Gordon	3	2	11	5.5	10	0			R.Griffin	3	3	10	3.3	4	0		
R.Freeman	2	2	6	3.0	8	0			K.Ballage	3	2	11	5.5	7	0		
D.Hamilton	3	1	9	9.0	9	0			C.Herndon	3	1	11	11.0	11	0		
N.Vannett	2	1	7	7.0	7	0			F.Gore	2	1	6	6.0	6	0		
J.Butt	1	0	0	0.0	0	0			B.Berrios	3	0	0	0.0	0	0		
								L.Cager	2	0	0	0.0	0	0	0		
TOTAL	28	19	242	12.7	48	2			TOTAL	43	25	246	9.8	35	0		

INTERCEPTIONS	NO	YDS	AVG	LG	TD	INTERCEPTIONS					
						P.Desir	2	35	17.5	35	1
						B.Poole	1	2	2.0	2	0
TOTAL	0	0	0.0	0	0	TOTAL	3	37	12.3	35	1

PUNTING	NO	YDS	AVG	NET	TB	IN20	LG			PUNTING	NO	YDS	AVG	NET	TB	IN20	LG
S.Martin	1	49	49.0	38.0	0	0	49			B.Mann	3	146	48.7	25.0	1	0	53
TOTAL	1	49	49.0	38.0	0	0	49			TOTAL	3	146	48.7	25.0	1	0	53

PUNT RETURNS	NO	YDS	AVG	FC	LG	TD	PUNT RETURNS	NO	YDS	AVG	FC	LG	TD
D.Spencer	2	51	25.5	0	41	0	B.Berrios	1	11	11.0	0	11	0
[TOUCHBACK]	1	0	0.0	0	0	0							
TOTAL	2	51	25.5	0	41	0	TOTAL	1	11	11.0	0	11	0

KICKOFF RETURNS	NO	YDS	AVG	FC	LG	TD	KICKOFF RETURNS	NO	YDS	AVG	FC	LG	TD
D.Spencer	1	17	17.0	0	17	0	[TOUCHBACK]	8	0	0.0	0	0	0
[TOUCHBACK]	7	0	0.0	0	0	0							
TOTAL	1	17	17.0	0	17	0	TOTAL	0	0	0.0	0	0	0

Denver Broncos											New York Jets										
			Own			Opp.			Out					Own			Opp.			Out	
FUMBLES	Fum	Lost	Rec.	Yds	TD	FF	Rec.	Yds	TD	Bnds	FUMBLES	Fum	Lost	Rec.	Yds	TD	FF	Rec.	Yds	TD	Bnds
TOTAL	0	0	0	0	0	0	0	0	0	0	TOTAL	0	0	0	0	0	0	0	0	0	0

FINAL TEAM STATISTICS															
BRONCOS								JETS							
TOTAL FIRST DOWNS								21							
By Rushing								4							
By Passing								10							
By Penalty								7							
THIRD DOWN EFFICIENCY								6-12-50.0%							
FOURTH DOWN EFFICIENCY								0-0-0.0%							
TOTAL NET YARDS								359							
Total Offensive Plays (inc. times thrown passing)								63							
Average gain per offensive play								5.7							
NET YARDS RUSHING								117							
Total Rushing Plays								32							
Average gain per rushing play								3.7							
Tackles for a loss-number and yards								5-9							
NET YARDS PASSING								242							
Times thrown - yards lost attempting to pass								0-0							
Gross yards passing								242							
PASS ATTEMPTS-COMPLETIONS-HAD INTERCEPTED								31-19-3							
Avg gain per pass play (inc. # thrown passing)								7.8							
KICKOFFS Number-In End Zone-Touchbacks								8-8-8							
PUNTS Number and Average								1-49.0							
Had Blocked								0							

BRONCOS DEFENSIVE STATISTICS																	
(Press Box Totals)																	
PLAYER	UT	A	TT	S-YDS	I	PD	FF	FR	PLAYER	UT	A	TT	S-YDS	I	PD	FF	FR
J. Jewell	8	2	10	2-16	0-0	1	0	0	D. Williams	1	3	4	0-0	0-0	0	0	0
B. Callahan	6	1	7	0-0	0-0	1	0	0	D. Baustby	3	0	3	0-0	0-0	3	0	0
K. Jackson	5	1	6	0-0	0-0	0	0	0	E. Bassey	3	0	3	0-0	0-0	0	0	0
A. Johnson	3	3	6	1-10	0-0	0	0	0	M. Ojemudia	2	0	2	0-0	0-0	1	0	0
J. Simmons	5	0	5	0-0	0-0	0	0	0	S. Harris	0	2	2	0.5-4	0-0	0	0	0
B. Chubb	3	2	5	2.5-24	0-0	0	0	0	A. Chickillo	0	1	1	0-0	0-0	0	0	0
M. Purcell	3	2	5	0-0	0-0	0	0	0	M. Agim	0	1	1	0-0	0-0	0	0	0
M. Reed	2	2	4	0-0	0-0	0	0	0	Team Totals	44	20	64	6-54	0-0	6	0	0



Broncos 18, Patriots 12

Sunday, Oct. 18, 2020 • 1:02 p.m. EDT • Gillette Stadium • Foxborough, Mass.

WEATHER: Sunny, 58°, Wind ESE 7 mph • TIME: 2:55 • ATTENDANCE: 0

The Broncos captured their second consecutive road win of the season against the New England Patriots 18-12. The game was postponed twice due to COVID-19 protocols.

The Denver offense was highlighted by kicker Brandon McManus, who set the single-game franchise record for made field goals in a game with six. Additionally, the Broncos received a pair of 100-yard performances from running back Phillip Lindsay and wide receiver Tim Patrick. Lindsay finished the day with 23 carries for 100 yards, and Patrick tallied 101 yards on four receptions.

The 100-yard rushing (Melvin Gordon & Phillip Lindsay) and 100-yard receiving efforts (Tim Patrick, 2x) during the two victories against the Jets and Patriots in Weeks 4 & 6 marked the fifth time since 1997 that the team had a 100-yard rusher and receiver in back-to-back games.

Denver started the game off strong with a 41-yard reception from quarterback Drew Lock to Patrick on the second play of the game. The drive was capped off with a 45-yard McManus field goal to go up 3-0.

On the ensuing Patriots drive, Broncos defensive end DeShawn Williams recorded his first career interception after defensive end Shelby Harris tipped the pass from quarterback Cam Newton. Williams finished the day with three assisted tackles, one interception and one pass defended.

Four plays later, McManus connected again on a 44-yard field goal to extend the lead to 6-0 with 8:10 remaining in the first quarter.

After a pair of three-and-outs from both teams, Denver finished off a 13-play, 83-yard scoring drive with a 27-yard field goal to start the second quarter.

New England responded with a 12-play, 59-yard scoring drive of their own when kicker Nick Folk connected on a 41-yard field goal to make it 9-3.

The Broncos received the ball with 5:20 left in the half and drove 48-yards downfield to set up McManus for a 52-yard field goal with 24 seconds remaining to extend the lead 12-3.

Denver's defense forced a three-and-out to start the second half after a sack from outside linebacker Bradley Chubb. The Broncos offense responded with a 15-play, 83-yard drive that set up a 20-yard field goal to go up 15-3.

Cornerback Michael Ojemudia forced a fumble from Patriots tight end Ryan Izzo on the following drive. Safety Justin Simmons returned the fumble recovery 18 yards which helped set up a 54-yard field goal from McManus to give the Broncos an 18-3 lead with 42 seconds left in the quarter. Denver's defense finished off the third quarter with an interception by cornerback Bryce Callahan.

The Broncos and Patriots traded three-and-outs to begin the fourth quarter. Newton then led a five-play, 65-yard scoring drive that he capped off with a 1-yard touchdown run, but the failed 2-point conversion kept it a two possession game 18-9.

Denver looked to respond with a scoring drive of their own, but Lock was intercepted by Patriots cornerback J.C. Jackson. Jackson returned the interception 30 yards to the Denver 25-yard line, which helped set up a 38-yard field goal from Folk to cut the Denver lead 18-12.

Lock was intercepted again on the ensuing drive by cornerback Jonathan Jones with 3:23 remaining in the game.

The Broncos defense responded by stopping the Patriots on a fourth-down pass attempt that was batted by Harris, allowing Denver to run out the final 39 seconds on the clock.

Denver's defense was highlighted by Ojemudia, who finished the day with seven tackles (all solo), two forced fumbles and one pass defended. Outside linebacker Malik Reed also had a strong outing with five tackles (three solo) and two sacks.

OFFICIALS:

Referee — Novak, Scott (1); Umpire — Woods, Steven (54); Down Judge — Payne, Kent (79); Line Judge — Oliver, David (24); Field Judge — Dickson, Ryan (25); Side Judge — Flemming, Anthony (90); Back Judge — Miles, Terrence (111); Replay — Oldham, Jimmy

DENVER BRONCOS

OFFENSE			DEFENSE		
LT	72	G. Bolles	DE	96	S. Harris
LG	66	D. Risner	NT	98	M. Purcell
C	79	L. Cushenberry	DE	90	D. Williams
RG	61	G. Glasgow	ILB	45	A. Johnson
RT	78	D. Dotson	ILB	47	J. Jewell
TE	88	N. Vannett	WLB	55	B. Chubb
FB	80	J. Butt	SLB	59	M. Reed
WR	10	J. Jeudy	LCB	23	M. Ojemudia
QB	3	D. Lock	RCB	29	B. Callahan
RB	30	P. Lindsay	SS	22	K. Jackson
WR	81	T. Patrick	FS	31	J. Simmons

BRONCOS SUBSTITUTIONS: P 6 S.Martin, K 8 B.McManus, WR 11 D.Spencer, WR 16 T.Cleveland, WR 17 D.Hamilton, CB 20 D.Dawson, CB 27 D.Harris, RB 28 R.Freeman, CB 34 E.Bassey, RB 35 J.Cox, S 36 T.Marshall, S 37 P.Locke, CB 41 D.Bausby, ILB 43 J.Jones, LS 46 J.Bobenmoyer, OLB 48 D.Tuszka, ILB 54 J.Watson, T 69 J.Rodgers, G/C 71 A.Schlottmann, DL 73 S.Williams, T 76 C.Anderson, DL 77 T.Jernigan, FB/TE 83 A.Beck, TE 85 A.Okwuegbunam, OLB 91 A.Chickillo **DID NOT PLAY:** QB 4 B.Rypien **INACTIVE:** QB 9 J.Driskel, WR 13 K.Hamler, RB 25 M.Gordon, G 52 N.Muti, TE 87 N.Fant, DL 95 M.Agim, OLB 97 J.Attachu

NEW ENGLAND PATRIOTS

OFFENSE			DEFENSE		
WR	15	N. Harry	LE	50	C. Winovich
LT	75	J. Herron	DT	93	L. Guy
LG	76	I. Wynn	DT	70	A. Butler
C	62	J. Thuney	RE	55	J. Simon
RG	71	M. Onwenu	LB	58	A. Jennings
RT	72	J. Eluemunor	LB	51	J. Bentley
TE	85	R. Izzo	S	31	J. Jones
WR	10	D. Byrd	RCB	24	S. Gilmore
QB	1	C. Newton	LCB	30	J. McCourty
RB	37	D. Harris	DB	21	A. Phillips
FB	47	J. Johnson	DB	32	D. McCourty

PATRIOTS SUBSTITUTIONS: K 6 N.Folk, P 7 J.Bailey, WR 11 J.Edelman, WR 18 M.Slater, WR 19 I.Zuber, DB 25 T.Brooks, DB 27 J.Jackson, RB 28 J.White, DB 29 J.Bethel, CB 33 J.Williams, RB 34 R.Burkhead, DB 35 K.Dugger, TE 43 R.Berry, LB 46 C.Maluia, LS 49 J.Cardona, LB 52 B.Copeland, OL 64 H.Froholdt, OL 74 K.Cunningham, WR 80 G.Olszewski, TE 86 D.Asiasi, LB 90 S.Calhoun, DL 91 D.Wise, DL 92 N.Thurman **DID NOT PLAY:** QB 4 B.Stidham, WR 16 J.Meyers, T 65 C.Bennoch **INACTIVE:** QB 2 B.Hoyer, DB 41M. Bryant, RB 42 J.Taylor, TE 44 D.Keene, NT 98 C.Davis

		1	2	3	4	OT	TOTAL	FIELD GOALS (made () & missed)		
VISITOR	Denver Broncos	6	6	6	0	0	18	B. McManus	(45)	(44) (27) (52) (20) (54)
HOME	New England Patriots	0	3	0	9	0	12	N. Folk	(41)	(38)
Team	Qtr	Clock Time	PLAY DESCRIPTION (Extra Point) (Drive Info)				SCORE			
Broncos	1	13:02	B.McManus 45 yd. Field Goal (6-48, 1:58)				3	0		
Broncos	1	8:05	B.McManus 44 yd. Field Goal (4-8, 1:27)				6	0		
Broncos	2	12:13	B.McManus 27 yd. Field Goal (13-83, 5:54)				9	0		
Patriots	2	5:20	N.Folk 41 yd. Field Goal (12-59, 6:53)				9	3		
Broncos	2	0:19	B.McManus 52 yd. Field Goal (12-48, 5:01)				12	3		
Broncos	3	3:32	B.McManus 20 yd. Field Goal (15-83, 9:07)				15	3		
Broncos	3	0:37	B.McManus 54 yd. Field Goal (4-6, 1:31)				18	3		
Patriots	4	8:31	C.Newton 1 yd. run (run failed) (5-65, 1:43)				18	9		
Patriots	4	3:23	N.Folk 38 yd. Field Goal (4-5, 1:52)				18	12		

FINAL INDIVIDUAL STATISTICS																			
Denver Broncos										New England Patriots									
RUSHING	ATT	YDS	AVG	LG	TD	RUSHING	ATT	YDS	AVG	LG	TD	PASSING	ATT	CMP	YDS	TD	LG	INT	Rtg.
P.Lindsay	23	101	4.4	20	0	C.Newton	10	76	7.6	38	1	J.Edelman	25	17	157	4/24	0	19	2
R.Freeman	8	26	3.3	11	0	D.Harris	6	19	3.2	6	0	C.Newton	2	2	38	0/0	0	22	0
D.Spencer	1	9	9.0	9	0	R.Burkhead	5	14	2.8	7	0	D.Harris	1	1	14	14.0	14	0	0
D.Lock	5	-1	-0.2	3	0	J.White	4	8	2.0	3	0	N.Harry	2	0	0	0.0	0	0	0
TOTAL	37	135	3.6	20	0	TOTAL	25	117	4.7	38	1	TOTAL	27	19	195	4/24	0	22	0
PASSING	ATT	CMP	YDS	TD	LG	INT	Rtg.	PASSING	ATT	CMP	YDS	TD	LG	INT	Rtg.	PASS RECEIVING	TAR	NO	YDS
D.Lock	24	10	189	2/25	0	41	2	C.Newton	25	17	157	4/24	0	19	2	J.Edelman	27	19	195
TOTAL	24	10	189	2/25	0	41	2	TOTAL	27	19	195	4/24	0	22	0	TOTAL	27	19	195
PASS RECEIVING	TAR	NO	YDS	AVG	LG	TD	INTERCEPTIONS	TAR	NO	YDS	AVG	LG	TD	PUNTING	NO	YDS	AVG	NET	TB
T.Patrick	8	4	101	25.3	41	0	D.Williams	9	8	65	8.1	22	0	J.Bailey	3	145	48.3	48.3	0
A.Okwuegbunam	6	2	45	22.5	27	0	B.Callahan	4	3	38	12.7	19	0	TOTAL	3	145	48.3	48.3	0
J.Jeudy	5	2	32	16.0	16	0	TOTAL	3	3	38	12.7	16	0	TOTAL	3	145	48.3	48.3	0
N.Vannett	1	1	7	7.0	7	0	J.Edelman	6	2	8	4.0	10	0	TOTAL	3	145	48.3	48.3	0
R.Freeman	1	1	4	4.0	4	0	I.Zuber	1	1	16	16.0	16	0	TOTAL	3	145	48.3	48.3	0
D.Hamilton	2	0	0	0.0	0	0	C.Newton	1	1	16	16.0	16	0	TOTAL	3	145	48.3	48.3	0
D.Spencer	1	0	0	0.0	0	0	D.Harris	1	1	14	14.0	14	0	TOTAL	3	145	48.3	48.3	0
TOTAL	24	10	189	18.9	41	0	TOTAL	27	19	195	10.3	22	0	TOTAL	3	145	48.3	48.3	0
INTERCEPTIONS	NO	YDS	AVG	LG	TD	INTERCEPTIONS	NO	YDS	AVG	LG	TD	PUNTING	NO	YDS	AVG	NET	TB	IN20	LG
D.Williams	1	1	1.0	1	0	J.Jackson	1	30	30.0	30	0	J.Bailey	3	145	48.3	48.3	0	2	60
B.Callahan	1	0	0.0	0	0	J.Jones	1	0	0.0	0	0	TOTAL	3	145	48.3	48.3	0	2	60
TOTAL	2	1	0.5	1	0	TOTAL	2	30	15.0	30	0	TOTAL	3	145	48.3	48.3	0	2	60
PUNTING	NO	YDS	AVG	NET	TB	IN20	LG	PUNTING	NO	YDS	AVG	NET	TB	IN20	LG	PUNT RETURNS	NO	YDS	AVG
S.Martin	2	77	38.5	38.5	0	1	46	J.Bailey	3	145	48.3	48.3	0	2	60	D.Spencer	0	0	0.0
TOTAL	2	77	38.5	38.5	0	1	46	TOTAL	3	145	48.3	48.3	0	2	60	[DOWNED]	1	0	0.0
PUNT RETURNS	NO	YDS	AVG	FC	LG	TD	PUNT RETURNS	NO	YDS	AVG	FC	LG	TD	PUNT RETURNS	NO	YDS	AVG	FC	LG
D.Spencer	0	0	0.0	2	0	0	G.Olszewski	0	0	0.0	1	0	0	G.Olszewski	0	0	0.0	1	0
[DOWNED]	1	0	0.0	0	0	0	[DOWNED]	1	0	0.0	0	0	0	[DOWNED]	1	0	0.0	0	0
TOTAL	0	0	0.0	2	0	0	TOTAL	0	0	0.0	1	0	0	TOTAL	0	0	0.0	1	0
KICKOFF RETURNS	NO	YDS	AVG	FC	LG	TD	KICKOFF RETURNS	NO	YDS	AVG	FC	LG	TD	KICKOFF RETURNS	NO	YDS	AVG	FC	LG
D.Spencer	1	15	15.0	0	15	0	G.Olszewski	3	77	25.7	0	33	0	G.Olszewski	3	77	25.7	0	33
T.Cleveland	1	13	13.0	0	13	0	[TOUCHBACK]	4	0	0.0	0	0	0	[TOUCHBACK]	4	0	0.0	0	0
[TOUCHBACK]	2	0	0.0	0	0	0	TOTAL	3	77	25.7	0	33	0	TOTAL	3	77	25.7	0	33
TOTAL	2	28	14.0	0	15	0	TOTAL	3	77	25.7	0	33	0	TOTAL	3	77	25.7	0	33
Denver Broncos	Fum	Lost	Own Rec.	Yds	TD	FF	Opp. Rec.	Yds	TD	Own Bnts	New England Patriots	Fum	Lost	Own Rec.	Yds	TD	FF	Opp. Rec.	Yds
D.Lock	1	0	1	0	0	0	0	0	0	0	C.Newton	2	0	1	-15	0	0	0	0
M.Ojemudia	0	0	0	0	0	2	0	0	0	0	D.Byrd	1	0	0	0	0	0	0	0
B.Chubb	0	0	0	0	0	1	0	0	0	0	R.Izzo	1	1	0	0	0	0	0	0
J.Simmons	0	0	0	0	0	1	18	0	0	0	M.Onwenu	0	0	1	0	0	0	0	0
TOTAL	1	0	1	0	0	3	1	18	0	0	TOTAL	4	1	2	-15	0	0	0	0

FINAL TEAM STATISTICS											
BRONCOS					PATRIOTS						
TOTAL FIRST DOWNS	15	14	FGs - PATs Had Blocked	0-0	0-0	By Rushing	7	5	Net Punting Average	38.5	48.3
By Rushing	7	5	Net Punting Average	38.5	48.3	By Passing	7	9	TOTAL RETURN YARDAGE (Not Including Kickoffs)	1	30
By Passing	7	9	TOTAL RETURN YARDAGE (Not Including Kickoffs)	1	30	By Penalty	1	0	No. and Yards Punt Returns	0-0	0-0
By Penalty	1	0	No. and Yards Punt Returns	0-0	0-0				No. and Yards Kickoff Returns	2-28	3-77
THIRD DOWN EFFICIENCY	4-14-28.6%	4-13-30.8%	No. and Yards Kickoff Returns	2-28	3-77				No. and Yards Punt Returns	0-0	0-0
FOURTH DOWN EFFICIENCY	0-0-0.0%	1-2-50.0%	No. and Yards Punt Returns	0-0	0-0				No. and Yards Kickoff Returns	2-28	3-77
TOTAL NET YARDS	299	288	No. and Yards Kickoff Returns	2-28	3-77				No. and Yards Punt Returns	0-0	0-0
Total Offensive Plays (inc. times thrown passing)	63	56	PENALTIES Number and Yards	2-20	1-4				No. and Yards Kickoff Returns	2-28	3-77
Average gain per offensive play	4.7	5.1	FUMBLES Number and Lost	1-0	4-1				No. and Yards Punt Returns	0-0	0-0
NET YARDS RUSHING	135	117	TOUCHDOWNS	0	1				No. and Yards Kickoff Returns	2-28	3-77
Total Rushing Plays	37	25	Rushing	0	1				No. and Yards Punt Returns	0-0	0-0
Average gain per rushing play	3.6	4.7	Passing	0	0				No. and Yards Kickoff Returns	2-28	3-77
Tackles for a loss-number and yards	4-8	1-1	EXTRA POINTS Made-Attempts	0-0	0-1				No. and Yards Punt Returns	0-0	0-0
NET YARDS PASSING	164	171	Kicking Made-Attempts	0-0	0-0				No. and Yards Kickoff Returns	2-28	3-77
Times thrown - yards lost attempting to pass	2-25	4-24	Rushing Made-Attempts	0-0	0-1				No. and Yards Punt Returns	0-0	0-0
Gross yards passing	189	195	FIELD GOALS Made-Attempts	6-6	2-2				No. and Yards Kickoff Returns	2-28	3-77
PASS ATTEMPTS-COMPLETIONS-HAD INTERCEPTED	24-10-2	27-19-2	RED ZONE EFFICIENCY	0-2-0%	1-2-50%				No. and Yards Punt Returns	0-0	0-0
Avg gain per pass play (inc. # thrown passing)	6.3	5.5	GOAL TO GO EFFICIENCY	0-1-0%	1-1-100%				No. and Yards Kickoff Returns	2-28	3-77
KICKOFFS Number-In End Zone-Touchbacks	7-7-4	4-2-2	SAFETIES	0	0				No. and Yards Punt Returns	0-0	0-0
PUNTS Number and Average	2-38.5	3-48.3	FINAL SCORE	18	12				No. and Yards Kickoff Returns	2-28	3-77
Had Blocked	0	0	TIME OF POSSESSION	32:31	27:29				No. and Yards Punt Returns	0-0	0-0

BRONCOS DEFENSIVE STATISTICS																		
(Press Box Totals)																		
PLAYER	UT	A	TT	S-YDS	I	PD	FF	FR	PLAYER	UT	A	TT	S-YDS	I	PD	FF	FR	
J. Simmons	8	0	8	0-0	0-0	0	0	1	A. Chickillo	2	0	2	1-9	0-0	0	0	0	0
A. Johnson	4	4	8	0-0	0-0	0	0	0	D. Baushby	2	0	2	0-0	0-0	0	0	0	0
M. Ojemudia	7	0	7	0-0	0-0	1	2	0	M. Purcell	1	1	2	0-0	0-0	0	0	0	0
M. Reed	3	2	5	2-11	0-0	0	0	0	D. Tuszka	1	0	1	0-0	0-0	0	0	0	0
J. Jewell	2	3	5	0-0	0-0	0	0	0	B. Callahan	0	1	1	0-0	1-0	2	0	0	0
B. Chubb	2	2	4	1-4	0-0	0	1	0	D. Dawson	0	1	1	0-0	0-0	0	0	0	0
S. Harris	2	1	3	0-0	0-0	2	0	0	Team Totals	38	20	58	4-24	2-1	6	3	1	1
D. Williams	0	3	3	0-0	1-1	1	0	0										



Chiefs 43, Broncos 16

Sunday, Oct. 25, 2020 • 2:25 p.m. MDT • Empower Field at Mile High • Denver

WEATHER: Light Snow/Fog, 14°, Wind N 11 mph • TIME: 2:58 • ATTENDANCE: 5,314

Denver dropped to 2-4 on the season in a snowy game at Empower Field at Mile High to the Kansas City Chiefs 43-16.

The Broncos tallied 411 yards of offense to the Chiefs 286 in the loss.

After forcing a Broncos three-and-out to start the game, the Chiefs offense found the end zone first. Rookie running back Clyde Edwards-Helaire rushed for a 7-yard touchdown to cap off an 8-play, 68 yard drive.

The Kansas City defense forced another three-and-out on the ensuing possession, but the Chiefs offense turned it over on their first play after a forced fumble from inside linebacker Alexander Johnson. Johnson finished the day as the Broncos leading tackler with nine tackles (five solo) and one forced fumble.

Denver capitalized quickly with a 4-play, 37-yard drive that ended with a 2-yard touchdown run from quarterback Drew Lock. Kicker Brandon McManus failed to convert the extra point attempt giving the Chiefs a 7-6 lead at the 6:09 mark.

Lock finished the day 24-of-40 with 254 yards and 2 interceptions, also adding 8 yards and one touchdown on three carries.

Kansas City responded with a scoring drive of their own when they drove down the field to set up a 40-yard field goal from Harrison Butker to extend the lead to 10-6 at the 2-minute warning.

The Chiefs defense then forced a fumble from running back Melvin Gordon III, but their offense was held to a three-and-out on the following possession. The Broncos began the drive on their own 1-yard line and drove to midfield before Lock was intercepted by Chiefs safety Daniel Sorensen. Sorensen returned the interception 50 yards for a touchdown to make it 17-6 with 9:18 left in the half.

Denver then responded with a 7-play, 50-yard scoring drive to set up a 43-yard McManus field goal. On the ensuing kickoff, Kansas City wide receiver Byron Pringle broke off a 102-yard touchdown return to extend the Chiefs lead 24-9.

Neither team was able to generate any offense for the remaining 5:35 of the first half and the Chiefs took their lead into halftime.

The Broncos defense held strong to open the first half, forcing a three-and-out with the help of a sack from outside linebacker Malik Reed. Reed finished the day with five tackles (four solo) and two sacks.

The Kansas City defense came out strong on the following drive and forced a fumble from Gordon III. The Broncos defense responded by making a red zone stop to force a Butker field goal to make it 27-9 at the 10:25 mark. The Denver defense was able to hold Kansas City to 50 percent (3-6) on red zone efficiency in the game.

The Broncos responded by moving the ball across midfield before a fumble from wide receiver KJ Hamler gave the ball back to Kansas City. The Chiefs responded with an 8-play, 50-yard scoring drive when Butker connected on a 26-yard field goal.

Lock would be intercepted again this time by safety Tyrann Mathieu to set up a 10-yard touchdown pass from quarterback Patrick Mahomes to wide receiver Tyreek Hill to make it 37-9.

Denver's offense responded with a 9-play, 75-yard scoring drive where Gordon III punched it in from 3 yards out. A failed onside kick attempt on the following kickoff gave Kansas City strong field position.

Quarterback Chad Henne entered the game for Mahomes and immediately found the end zone with a 1-yard touchdown run to extend the lead 43-16 with 3:02 remaining. Denver failed to put any more points on the board and the Chiefs ran out the final 1:36 of the game.

OFFICIALS:

Referee — Rogers, Brad (126); **Umpire** — Slaughter, Tab (110); **Down Judge** — Sutter, Tripp (37); **Line Judge** — Coleman IV, Walt (65); **Field Judge** — Jones, Nathan (42); **Side Judge** — Lamberth, Jeff (21); **Back Judge** — Meyer, Greg (78); **Replay** — Ames, Roddy

DENVER BRONCOS

OFFENSE

LT	72	G. Bolles
LG	66	D. Risner
C	79	L. Cushenberry
RG	61	G. Glasgow
RT	78	D. Dotson
TE	87	N. Fant
TE	88	N. Vannett
WR	10	J. Jeudy
QB	3	D. Lock
RB	30	P. Lindsay
WR	81	T. Patrick

DEFENSE

DE	96	S. Harris
NT	98	M. Purcell
CB	23	M. Ojemudia
ILB	45	A. Johnson
ILB	47	J. Jewell
WLB	55	B. Chubb
SLB	59	M. Reed
LCB	21	A. Bouye
RCB	29	B. Callahan
SS	22	K. Jackson
FS	31	J. Simmons

BRONCOS SUBSTITUTIONS: QB 4 B.Rypien, P 6 S.Martin, K 8 B.McManus, WR 13 K.Hamler, WR 16 T.Cleveland, WR 17 D.Hamilton, CB 20 D.Dawson, RB 25 M.Gordon, CB 27 D.Harris, RB 28 R.Freeman, CB 34 E.Bassey, RB 35 J.Cox, S 36 T.Marshall, S 37 P.Locke, ILB 43 J.Jones, LS 46 J.Bobenmoyer, OLB 46 D.Tuszka, LB 51 N.Bradham, DE 57 D.Walker, TE 69 J.Rodgers, G/C 71 A.Schlottmann, T 76 C.Anderson, TE 85 A.Okwuegbunam, DL 90 D.Williams, OLB 91 A.Chickillo, DT 93 D.Jones **INACTIVE:** QB 9 J.Driskel, WR 11 D.Spencer, G 52 N.Muti, TE 80 J.Butt, FB/TE 83 A.Beck, DL 95 M.Agim, OLB 97 J.Attachu

KANSAS CITY CHIEFS

OFFENSE

WR	10	T. Hill
LT	72	E. Fisher
LG	73	N. Allegretti
C	67	D. Kilgore
RG	77	A. Wylie
RT	75	M. Remmers
TE	87	T. Kelce
WR	11	D. Robinson
WR	17	M. Hardman
QB	15	P. Mahomes
RB	25	C. Edwards-Helaire

DEFENSE

LDE	92	T. Kpassagnon
LDI	91	D. Nnadi
RDT	95	C. Jones
RDE	55	F. Clark
LB	50	W. Gay
LB	53	A. Hitchens
LB	54	D. Wilson
LCB	35	C. Ward
RCB	21	B. Breeland
FS	49	D. Sorensen
SS	32	T. Mathieu

CHIEFS SUBSTITUTIONS: QB 4 C.Henne, P 5 T.Townsend, K 7 H.Butker, WR 13 B.Pringle, WR 19 M.Kemp, CB 20 A.Hamilton, S 22 J.Thornhill, S 23 A.Watts, S 24 T.Thompson, RB 26 L.Bell, CB 27 R.Fenton, CB 29 T.Keyes, RB 30 D.Washington, RB 31 Darr.Williams, LS 41 J.Winchester, LB 44 D.O'Daniel, TE 48 N.Keizer, DE 52 De.Harris, LB 56 B.Niemann, C 62 A.Reiter, DT 64 M.Pennel, OL 79 Y.Durant, TE 82 Yelder, DT 98 T.Wharton, DT 99 K.Saunders **DID NOT PLAY:** G 65 D.Isidora **INACTIVE:** WR 14 S.Watkins, RB 34 D.Thompson, LB 47 D.Harris, T 71 M.Schwartz, TE 83 R.Seals-Jones, DE 94 T.Charlton

		1	2	3	4	OT	TOTAL		FIELD GOALS (made () & missed)
VISITOR	Kansas City Chiefs	10	14	6	13	0	43		H. Butker (40) (31) (26)
HOME	Denver Broncos	6	3	0	7	0	16		B. McManus (43)
Team	Qtr	Clock Time	PLAY DESCRIPTION (Extra Point) (Drive Info)				SCORE		
Chiefs	1	9:08	C.Edwards-Helaire 11 yd. run (H.Butker kick) (8-68, 4:02)				7	0	
Broncos	1	6:04	D.Lock 2 yd. run (kick failed, w!) (4-37, 1:46)				7	6	
Chiefs	1	2:04	H.Butker 40 yd. Field Goal (7-53, 4:00)				10	6	
Chiefs	2	9:18	D.Sorensen 50 yd. interception return (H.Butker kick)				17	6	
Broncos	2	5:49	B.McManus 43 yd. Field Goal (7-50, 3:29)				17	9	
Chiefs	2	5:35	B.Pringle 102 yd. kickoff return (H.Butker kick) (0-0, 0:14)				24	9	
Chiefs	3	10:21	H.Butker 31 yd. Field Goal (4-1, 1:03)				27	9	
Chiefs	3	2:00	H.Butker 26 yd. Field Goal (8-50, 3:49)				30	9	
Chiefs	4	11:15	T.Hill 10 yd. pass from P.Mahomes (H.Butker kick) (6-57, 3:33)				37	9	
Broncos	4	6:54	M.Gordon 3 yd. run (B.McManus kick) (9-75, 4:21)				37	16	
Chiefs	4	2:58	C.Henne 1 yd. run (kick failed, hlu) (7-21, 3:56)				43	16	

FINAL INDIVIDUAL STATISTICS																							
Denver Broncos										Kansas City Chiefs													
		ATT	YDS	AVG	LG	TD							ATT	YDS	AVG	LG	TD						
RUSHING		P.Lindsay	9	79	8.8	20	0					RUSHING		C.Edwards-Helaire	1	37	0						
		M.Gordon	17	68	4.0	11	1							L.Bell	6	39	6.5	16					
		R.Freeman	3	12	4.0	6	0							M.Hardman	1	13	13.0	13					
		K.Hamler	1	10	10.0	10	0							D.Washington	3	5	1.7	3					
		D.Lock	3	8	2.7	4	1							C.Henne	4	-2	-0.5	1					
TOTAL		33	177	5.4	20	2					TOTAL		22	101	4.6	27	2						
		ATT	CMP	YDS	TKD/YD	TD	LG	IN	Rtg.					PASSING	ATT	CMP	YDS	TKD/YD	TD	LG	IN	Rtg.	
D.Lock		40	24	254	3/20	0	27	2	57.7					P.L.Mahomes		23	15	200	3/25	1	39	0	107.2
														C.Henne		2	2	13	1/3	0	11	0	93.8
TOTAL		40	24	254	3/20	0	27	2	57.7					TOTAL		25	17	213	4/28	1	38	0	107.6
		TAR	NO	YDS	AVG	LG	TD					PASS RECEIVING	TAR	NO	YDS	AVG	LG	TD					
A.Okegbeunam		7	7	60	8.6	17	0					T.Hill		38	24	254	10.6	27	0				
T.Patrick		4	3	44	14.7	27	0					T.Kelce		3	3	31	10.3	17	0				
N.Fant		7	3	38	12.7	24	0					M.Hardman		2	2	57	28.5	38	0				
D.Hamilton		3	2	26	13.0	13	0					N.Keizer		2	2	36	18.0	22	0				
N.Vannett		3	2	25	12.5	19	0					C.Edwards-Helaire		4	1	17	17.0	17	0				
K.Hamler		3	2	24	12.0	21	0					M.Kemp		1	1	11	11.0	11	0				
J.Jeudy		4	2	20	10.0	13	0					D.Robinson		1	1	4	4.0	4	0				
M.Gordon		4	2	12	6.0	10	0					D.Robinson		1	1	4	4.0	4	0				
R.Freeman		2	1	5	5.0	5	0																
T.Cleveland		1	0	0	0.0	0	0																
TOTAL		38	24	254	10.6	27	0					TOTAL		24	17	213	12.5	38	1				
INTERCEPTIONS		NO		YDS	AVG	LG	TD					INTERCEPTIONS	NO		YDS	AVG	LG	TD					
		0		0	0.0	0	0					D.Sorensen		1	50	50.0	50	1					
												T.Matthew		1	18	18.0	18	0					
TOTAL		0		0	0.0	0	0					TOTAL		2	68	34.0	50	1					
		NO	YDS	AVG	NET	TB	IN20	LG					PUNTING	NO	YDS	AVG	NET	TB	IN20	LG			
S.Martin		3	161	53.7	46.7	0	1	60					T.Townsend		3	133	44.3	44.3	0	2	57		
TOTAL		3	161	53.7	46.7	0	1	60					TOTAL		3	133	44.3	44.3	0	2	57		
PUNT RETURNS		NO		YDS	AVG	FC	LG	TD					PUNT RETURNS	NO		YDS	AVG	FC	LG	TD			
K.Hamler		1		0	0.0	0	0	0					M.Hardman		2		21	10.5	1	11	0		
B.Callahan		0		0	0.0	1	0	0															
[DOWNED]		1		0	0.0	0	0	0															

FINAL TEAM STATISTICS									
	BRONCOS		CHIEFS			BRONCOS		CHIEFS	
TOTAL FIRST DOWNS	24	17			FGS - PATs Had Blocked	0-0	0-0		
By Rushing	12	7			Net Punting Average	46.7	44.3		
By Passing	11	9			TOTAL RETURN YARDAGE (Not Including Kickoffs)	0	89		
By Penalty	1	1			No. and Yards Punt Returns	1-0	2-21		
THIRD DOWN EFFICIENCY	5-14-35%	0-8-0%			No. and Yards Kickoff Returns	0-0	2-123		
FOURTH DOWN EFFICIENCY	0-2-0%	0-0-0%			No. and Yards Interception Returns	0-0	2-68		
TOTAL NET YARDS	411	286			PENALTIES Number and Yards	5-34	1-15		
Total Offensive Plays (inc. times thrown passing)	76	51			FUMBLES Number and Lost	4-2	2-1		
Average gain per offensive play	5.4	5.6			TOTAL DOWNS	2	2		
NET YARDS RUSHING	177	101			Rushing	2	2		
Total Rushing Plays	33	22			Passing	0	0		
Average gain per rushing play	5.4	4.6			Interceptions	0	1		
Tackles for a loss-number and yards	2-2	0-0			Kickoff Returns	0	1		
NET YARDS PASSING	234	185			EXTRA POINTS Made-Attempts	1-2	4-5		
Times thrown - yards lost attempting to pass	4-28	3-20			Kicking Made-Attempts	1-1	3-5		
Gross yards passing	254	213			FIELD GOALS Made-Attempts	1-2	4-3		
PASS ATTEMPTS-COMPLETIONS-HAD INTERCEPTED	40-24-2	25-17-0			RED ZONE EFFICIENCY	2-2-50%	3-6-100%		
Avg gain per pass play (inc.# thrown passing)	5.4	6.4			GOAL TO GO EFFICIENCY	2-2-100%	2-2-100%		
KICKOFFS Number-In End Zone-Touchbacks	4-3-2	9-9-9			SAFETIES	0	0		
PUNTS Number and Average	3-53.7	3-44.3			FINAL SCORE	16	43		
Had Blocked	0	0			TIME OF POSSESSION	26:36	26:36		

Broncos Defensive Statistics																	
(Press Box Totals)																	
Player	UT	A	TT	S-YDS	I	PD	FF	FR	Player	UT	A	TT	S-YDS	I	PD	FF	FR
A. Johnson	5	4	9	0-0	0-0	0	1	0	B. Chubb	1	1	2	1-8	0-0	0	0	0
M. Reed	4	1	5	2-12	0-0	0	0	0	D. Walker	1	1	2	0-0	0-0	0	0	0
B. Callahan	4	1	5	0-0	0-0	0	0	1	A. Chickillo	1	1	2	0-0	0-0	0	0	0
J. Simmons	3	1	4	0-0	0-0	0	0	0	K. Jackson	0	2	2	0-0	0-0	0	0	0
A. Bouye	3	0	3	0-0	0-0	0	0	0	S. Harris	1	0	1	0-0	0-0	0	0	0
J. Jewell	2	1	3	0-0	0-0	0	0	0	D. Williams	0	1	1	0-0	0-0	0	0	0
D. Jones	2	0	2	1-8	0-0	0	0	0	Team Totals	29	14	43	4-28	0-0	0	1	1
M. Ojemudia	2	0	2	0-0	0-0	0	0	0									



Broncos 31, Chargers 30

Sunday, Nov. 1, 2020 • 2:05 p.m. MDT • Empower Field at Mile High • Denver

WEATHER: Sunny, 64°, Wind N 10 mph • TIME: 3:27 • ATTENDANCE: 5,231

Denver captured its first home win of the regular season with a last-second comeback against the Los Angeles Chargers 31-30.

The Broncos offense was led by quarterback Drew Lock and running back Phillip Lindsay. Lock finished the day 26-of-41 with three touchdowns and one interception (94.4 rtg. while Lindsay tallied 83 yards and one touchdown on six carries (13.8 avg.).

After a three-and-out to start the game, Denver quickly got the ball back after safety Justin Simmons intercepted Chargers quarterback Justin Herbert. Simmons returned the ball 46 yards to set up 35-yard field goal from kicker Brandon McManus to go up 3-0. Both teams then traded three-and-outs to finish out the first quarter.

Neither team was able to generate any offense for much of the second quarter. Eventually, the Chargers capped off a 9-play, 80-yard touchdown drive with a 9-yard touchdown reception by wide receiver Keenan Allen with 1:53 left in the half.

The Los Angeles defense forced a three-and-out on Denver's next possession. Herbert then led a 6-play, 80-yard scoring drive that was capped off by a 2-yard touchdown reception by fullback Gabe Nabers to go up 14-3 heading into halftime.

The Chargers kept their offensive momentum rolling into the first drive of the second half. Los Angeles went 75 yards in 10 plays where Herbert found receiver Mike Williams for a 24-yard touchdown.

After a Broncos three-and-out, the Chargers led another scoring drive to set up a 52-yard field goal from kicker Michael Badgley at the 7:38 mark.

Down 24-3, the Broncos offense got the spark it needed from Lindsay, who broke off a 55-yard touchdown run to cut the lead 24-10.

Back-to-back three-and-outs from both teams was followed by back-to-back interceptions, Chargers safety Rayshawn Jenkins intercepted Lock at the 3:14 mark. Two plays later, Denver cornerback Bryce Callahan intercepted Herbert in the end zone for a touchback.

Callahan's play shifted momentum to the Broncos, who answered with a 9-play, 80-yard scoring drive to start the fourth quarter. Lock found rookie tight end Albert Okwuegbunam for his first career touchdown reception in the back of the end zone to make it 24-17.

After a field goal from Badgley at the 8:02 mark, it took Denver just two plays to find the end zone again when Lock found wide receiver DaeSean Hamilton for a 40-yard touchdown. Los Angeles then drove the length of the field where the Denver defense made a red zone stop, holding them to a 33-yard field goal to with 2:34 remaining in the game.

Down 30-24 and starting on their own 19-yard line, Lock led a 14-play, 81-yard scoring drive to reclaim the lead for good. Lock found rookie wide receiver KJ Hamler in the back of the end zone as time expired. After the McManus extra point, the Broncos were victorious 31-30.

The Denver defense saw double-digit tackle performances from three players. Safety Kareem Jackson led all players with 12 tackles (four solo). Inside linebacker's Josey Jewell and Alexander Johnson both tallied 10 tackles, with six and five solo, respectively. Johnson also added one pass defended on the day.

OFFICIALS:

Referee — Cheffers, Carl (51); Umpire — Bryan, Fred (11); Down Judge — Turner, Patrick (13); Line Judge — Podraza, Tim (47); Field Judge — Cavaletto, Gary (60); Side Judge — Reynard, Clay (18); Back Judge — Wilson, Greg (119); Replay — Lambert, Andrew

DENVER BRONCOS

OFFENSE

LT	72	G. Bolles
LG	66	D. Risner
C	79	L. Cushenberry
RG	71	A. Schlottmann
RT	78	D. Dotson
TE	87	N. Fant
TE	88	N. Vannett
WR	10	J. Jeudy
QB	3	D. Lock
RB	25	M. Gordon
WR	17	D. Hamilton

DEFENSE

DE	96	S. Harris
NT	90	D. Williams
OLB	93	D. Jones
ILB	45	A. Johnson
ILB	47	J. Jewell
WLB	55	B. Chubb
OLB	59	M. Reed
LCB	21	A. Bouye
RCB	29	B. Callahan
SS	22	K. Jackson
FS	31	J. Simmons

BRONCOS SUBSTITUTIONS: P 6 S.Martin, K 8 B.McManus, WR 13 K.Hamler, WR 16 T.Cleveland, WR 19 F.Brown, CB 20 B.Dawson, CB 23 M.Ojemudia, CB 27 D.Harris, RB 28 R.Freeman, RB 30 P.Lindsay, CB 34 E.Bassey, RB 35 J.Cox, S 36 T.Marshall, S 37 P.Locke, ILB 43 J.Jones, LS 46 J.Bobenmoyer, C 50 P.Morris, ILB 53 A.Calistro, DE 57 D.Walker, T 69 J.Rodgers, DL 73 S.Williams, T 76 C.Anderson, TE 85 A.Okwuegbunam, OLB 91 A.Chickillo, OLB 97 J.Attachu **DID NOT PLAY:** QB 4 B.Rypien **INACTIVE:** QB 9 J.Driskel, WR 11 D.Spencer, G 52 N.Muti, TE 80 J.Butt, WR 81 T.Patrick, DL 95 M.Agim

LOS ANGELES CHARGERS

OFFENSE

WR	13	K. Allen
LT	69	S. Tevi
LG	76	F. Lamp
C	66	D. Feeney
RG	64	C. Toner
RT	75	B. Bulaga
TE	86	H. Henry
WR	81	M. Williams
QB	10	J. Herbert
TE	89	D. Pardham Jr.
RB	22	J. Jackson

DEFENSE

DE	97	J. Bosa
DT	99	J. Tillery
NT	95	L. Joseph
M	54	M. Ingram
LB	44	K. White
LB	52	D. Perryman
LB	56	K. Murray Jr.
LCB	43	M. Davis
S	23	R. Jenkins
S	24	N. Adderley
RCB	26	C. Hayward Jr.

CHARGERS SUBSTITUTIONS: K 1 T.Long, K 4 M.Badgley, WR 11 J.Moore, WR 12 J.Reed, WR 15 J.Guyton, RB 27 J.Kelley, CB 28 B.Facyson, S 32 A.Gilman, RB 36 T.Pope, DL 36 J.Addae, CB 37 T.Campbell, LB 40 G.Nabers, DE 42 U.Nwosu, LS 45 C.Mazza, LB 46 M.Jefferson, LB 51 E.Egbule, LB 59 N.Vigil, C/G 61 S.Quessenberry, NT 71 D.Square, 79 T.Pipkins III, TE 82 S.Anderson, WR 84 K.Hill Jr., DT 93 J.Jones, DE 98 J.Rochell **DID NOT PLAY:** QB 2 E.Stick, T 73 T.St. Louis **INACTIVE:** QB 2 T.Taylor, DB 20 D.King II, G 70 T.Turner, T 74 S.Norton, WR 83 T.Johnson, DT 91 C.Broughton

		1	2	3	4	OT	TOTAL
VISITOR	Los Angeles Chargers	0	14	10	6	0	30
HOME	Denver Broncos	3	0	7	21	0	31

FIELD GOALS (made () & missed)

M. Badgley (52) (47) (33)
B. McManus (35)

Team	Qtr	Clock Time	PLAY DESCRIPTION (Extra Point) (Drive Info)	SCORE	
				Visitor	Home
Broncos	1	10:02	B.McManus 35 yd. Field Goal (4-0, 1:27)	0	3
Chargers	2	1:48	K.Allen 9 yd. pass from J.Herbert (M.Badgley kick) (9-80, 4:05)	7	3
Chargers	2	0:15	G.Nabers 2 yd. pass from J.Herbert (M.Badgley kick) (6-80, 0:56)	14	3
Chargers	3	10:13	M.Williams 24 yd. pass from J.Herbert (M.Badgley kick) (10-75, 4:47)	21	3
Chargers	3	7:33	M.Badgley 52 yd. Field Goal (8-40, 1:46)	24	3
Broncos	3	6:05	P.Lindsay 55 yd. run (B.McManus kick) (5-75, 1:28)	24	10
Broncos	4	11:42	A.Okwuegbunam 9 yd. pass from D.Lock (B.McManus kick) (9-80, 4:54)	24	17
Chargers	4	7:57	M.Badgley 47 yd. Field Goal (8-46, 3:45)	27	17
Broncos	4	7:30	D.Hamilton 40 yd. pass from D.Lock (B.McManus kick) (2-75, 0:27)	27	24
Chargers	4	2:30	M.Badgley 33 yd. Field Goal (12-60, 5:00)	30	24
Broncos	4	0:00	K.Hamler 1 yd. pass from D.Lock (B.McManus kick) (14-81, 2:30)	30	31

FINAL INDIVIDUAL STATISTICS																			
Denver Broncos										Los Angeles Chargers									
RUSHING	ATT	YDS	AVG	LG	TD	RUSHING	ATT	YDS	AVG	LG	TD	PASSING	ATT	CMP	YDS	YD	TD	LG	IN
P.Lindsay	6	83	13.8	55	1	J.Jackson	17	89	5.2	22	0	J.Herbert	43	29	278	2/3	3	36	2
M.Gordon	8	26	3.3	10	0	T.Pope	10	67	6.7	26	0	K.Allen	1	0	0	0/0	0	0	0
D.Lock	2	-1	-0.5	1	0	J.Kelley	7	32	4.6	22	0	J.Herbert	3	21	7.0	11	0	0	0
						J.Herbert	1	1	1.0	1	0	M.Williams	1	1	2.0	2	0	0	0
						M.Williams	1	1	1.0	1	0	J.Kelley	1	1	-7	-7.0	-7	1	0
TOTAL	16	108	6.8	55	1	TOTAL	38	210	5.5	26	0	TOTAL	44	29	278	2/3	3	36	2
PASSING	ATT	CMP	YDS	YD	TD	LG	IN	Rtg.	PASSING	ATT	CMP	YDS	YD	TD	LG	IN	Rtg.	PASS RECEIVING	TAR
D.Lock	41	26	248	2/5	3	43	1	94.4	J.Herbert	43	29	278	2/3	3	36	2	89.1	K.Allen	12
									K.Allen	1	0	0	0/0	0	0	0	39.6	M.Williams	8
TOTAL	41	26	248	2/5	3	43	1	94.4	TOTAL	44	29	278	2/3	3	36	2	87.1	T.Pope	7
PASS RECEIVING	TAR	NO	YDS	AVG	LG	TD	PASS RECEIVING	TAR	NO	YDS	AVG	LG	TD	PASS RECEIVING	TAR	NO	YDS	AVG	LG
N.Fant	9	7	47	6.7	12	0	K.Allen	12	9	67	7.4	22	1	K.Allen	12	9	67	7.4	22
M.Gordon	7	6	21	3.5	6	0	M.Williams	8	5	99	19.8	36	1	M.Williams	8	5	99	19.8	36
D.Hamilton	5	4	82	20.5	40	1	T.Pope	7	5	28	5.6	11	0	T.Pope	7	5	28	5.6	11
J.Jeudy	10	4	73	18.3	43	0	H.Henry	4	4	33	8.3	13	0	H.Henry	4	4	33	8.3	13
K.Hamler	3	3	13	4.3	7	1	J.Jackson	5	3	53	17.7	34	0	J.Jackson	5	3	53	17.7	34
A.Okwuegbunam	1	1	9	9.0	9	1	J.Guyton	4	1	3	3.0	3	0	J.Guyton	4	1	3	3.0	3
P.Lindsay	3	1	3	3.0	3	0	G.Nabers	1	1	2	2.0	2	0	G.Nabers	1	1	2	2.0	2
							J.Kelley	1	1	-7	-7.0	-7	1	J.Kelley	1	1	-7	-7.0	-7
TOTAL	38	26	248	9.5	43	3	TOTAL	42	29	278	9.6	36	3	TOTAL	42	29	278	9.6	36
INTERCEPTIONS	NO	YDS	AVG	LG	TD	INTERCEPTIONS	NO	YDS	AVG	LG	TD	INTERCEPTIONS	NO	YDS	AVG	LG	TD	INTERCEPTIONS	NO
J.Simmons	1	46	46.0	46	0	R.Jenkins	1	23	23.0	23	0	J.Simmons	1	23	23.0	23	0	R.Jenkins	1
B.Callahan	1	0	0.0	0	0							B.Callahan	1	0	0.0	0	0		
TOTAL	2	46	23.0	46	0	TOTAL	1	23	23.0	23	0	TOTAL	2	46	23.0	46	0	TOTAL	2
PUNTING	NO	YDS	AVG	NET	TB	IN20	LG	PUNTING	NO	YDS	AVG	NET	TB	IN20	LG	PUNTING	NO	YDS	AVG
S.Martin	6	325	54.2	41.2	2	1	69	T.Long	3	117	39.0	29.7	1	1	43	S.Martin	6	325	54.2
TOTAL	6	325	54.2	41.2	2	1	69	TOTAL	3	117	39.0	29.7	1	1	43	TOTAL	6	325	54.2
PUNT RETURNS	NO	YDS	AVG	FC	LG	TD	PUNT RETURNS	NO	YDS	AVG	FC	LG	TD	PUNT RETURNS	NO	YDS	AVG	FC	LG
B.Callahan	1	8	8.0	1	8	0	K.Hill Jr.	3	38	12.7	0	30	0	B.Callahan	1	8	8.0	1	8
[TOUCHBACK]	1	0	0.0	0	0	0	[OUT OF BOUNDS]	1	0	0.0	0	0	0	[TOUCHBACK]	1	0	0.0	0	0
							[TOUCHBACK]	2	0	0.0	0	0	0						
TOTAL	1	8	8.0	1	8	0	TOTAL	3	38	12.7	0	30	0	TOTAL	1	8	8.0	1	8
KICKOFF RETURNS	NO	YDS	AVG	FC	LG	TD	KICKOFF RETURNS	NO	YDS	AVG	FC	LG	TD	KICKOFF RETURNS	NO	YDS	AVG	FC	LG
T.Cleveland	1	23	23.0	0	23	0	J.Reed	1	26	26.0	0	26	0	T.Cleveland	1	23	23.0	0	23
[TOUCHBACK]	6	0	0.0	0	0	0	[TOUCHBACK]	4	0	0.0	0	0	0	[TOUCHBACK]	6	0	0.0	0	0
TOTAL	1	23	23.0	0	23	0	TOTAL	1	26	26.0	0	0	0	TOTAL	1	23	23.0	0	23
Denver Broncos	Own	Opp.	Out	Denver Broncos	Own	Opp.	Out	Los Angeles Chargers	Own	Opp.	Out	Los Angeles Chargers	Own	Opp.	Out	Los Angeles Chargers	Own	Opp.	Out
FUMBLES	Fum	Lost	Rec.	Yds	TD	FF	Rec.	Yds	TD	FF	Rec.	Yds	TD	FF	Rec.	Yds	TD	FF	Rec.
TOTAL	0	0	0	0	0	0	0	0	0	0	0	0	0	0	0	0	0	0	0

FINAL TEAM STATISTICS																			
BRONCOS										CHARGERS									
TOTAL FIRST DOWNS	17	28	FGs - PATs Had Blocked	0-0	0-0	By Rushing	3	10	Net Punting Average	41.2	29.7	By Passing	11	15	TOTAL RETURN YARDAGE (Not Including Kickoffs)	54	61	No. and Yards Punt Returns	1-8
By Rushing	3	10	No. and Yards Punt Returns	1-8	3-38	By Passing	11	15	No. and Yards Kickoff Returns	1-23	1-26	By Penalty	3	3	No. and Yards Interception Returns	2-46	1-23	PENALTIES Number and Yards	8-70
THIRD DOWN EFFICIENCY	5-13-38%	7-16-43%	PENALTIES Number and Yards	8-70	6-67	THIRD DOWN EFFICIENCY	5-13-38%	7-16-43%	FUMBLES Number and Lost	0-0	0-0	FOURTH DOWN EFFICIENCY	0-0-0%	0-1-0%	TOUCHDOWNS	4	3	FUMBLES Number and Lost	0-0
FOURTH DOWN EFFICIENCY	0-0-0%	0-1-0%	TOUCHDOWNS	4	3	FOURTH DOWN EFFICIENCY	0-0-0%	0-1-0%	Rushing	1	0	TOTAL NET YARDS	351	485	Passing	3	3	TOUCHDOWNS	4
TOTAL NET YARDS	351	485	EXTRA POINTS Made-Attempts	4-4	3-3	TOTAL NET YARDS	351	485	EXTRA POINTS Made-Attempts	4-4	3-3	Total Offensive Plays (inc. times thrown passing)	59	84	Kicking Made-Attempts	4-4	3-3	EXTRA POINTS Made-Attempts	4-4
Total Offensive Plays (inc. times thrown passing)	59	84	Kicking Made-Attempts	4-4	3-3	Total Offensive Plays (inc. times thrown passing)	59	84	FIELD GOALS Made-Attempts	1-1	3-3	Average gain per offensive play	5.9	5.8	RED ZONE EFFICIENCY	2-3-67%	2-4-50%	FIELD GOALS Made-Attempts	1-1
Average gain per offensive play	5.9	5.8	RED ZONE EFFICIENCY	2-3-67%	2-4-50%	Average gain per offensive play	5.9	5.8	GOAL TO GO EFFICIENCY	1-1-100%	2-2-100%	NET YARDS RUSHING	108	210	GOAL TO GO EFFICIENCY	1-1-100%	2-2-100%	GOAL TO GO EFFICIENCY	1-1-100%
NET YARDS RUSHING	108	210	GOAL TO GO EFFICIENCY	1-1-100%	2-2-100%	NET YARDS RUSHING	108	210	FINAL SCORE	31	30	Total Rushing Plays	16	38	TIME OF POSSESSION	24:07	35:53	FINAL SCORE	31
Total Rushing Plays	16	38	TIME OF POSSESSION	24:07	35:53	Total Rushing Plays	16	38				Average gain per rushing play	6.8	5.5					
Average gain per rushing play	6.8	5.5				Average gain per rushing play	6.8	5.5				Tackles for a loss-number and yards	3-4	2-5					
Tackles for a loss-number and yards	3-4	2-5				Tackles for a loss-number and yards	3-4	2-5				NET YARDS PASSING	243	275					
NET YARDS PASSING	243	275				NET YARDS PASSING	243	275				Times thrown - yards lost attempting to pass	2-5	2-3					
Times thrown - yards lost attempting to pass	2-5	2-3				Times thrown - yards lost attempting to pass	2-5	2-3				Gross yards passing	248	278					
Gross yards passing	248	278				Gross yards passing	248	278				PASS ATTEMPTS-COMPLETIONS-HAD INTERCEPTED	41-26-1	44-29-2					
PASS ATTEMPTS-COMPLETIONS-HAD INTERCEPTED	41-26-1	44-29-2				PASS ATTEMPTS-COMPLETIONS-HAD INTERCEPTED	41-26-1	44-29-2				Avg gain per pass play (inc.# thrown passing)	5.7	6.0					
Avg gain per pass play (inc.# thrown passing)	5.7	6.0				Avg gain per pass play (inc.# thrown passing)	5.7	6.0				KICKOFFS Number-In End Zone-Touchbacks	5-4-4	7-7-6					
KICKOFFS Number-In End Zone-Touchbacks	5-4-4	7-7-6				KICKOFFS Number-In End Zone-Touchbacks	5-4-4	7-7-6				PUNTS Number and Average	6-54.2	3-39.0					
PUNTS Number and Average	6-54.2	3-39.0				PUNTS Number and Average	6-54.2	3-39.0				Had Blocked	0	0					
Had Blocked	0	0				Had Blocked	0	0											

BRONCOS DEFENSIVE STATISTICS																			
(Press Box Totals)																			
PLAYER	UT	A	TT	S-YDS	I	PD	FF	FR	PLAYER	UT	A	TT	S-YDS	I	PD	FF	FR	PLAYER	UT
K. Jackson	8	4	12	0-0	0-0	0	0	0	D. Williams	3	0	3	0-0	0-0	0	0	0	D. Williams	3
J. Jewell	6	4	10	0-0	0-0	0	0	0	M. Reed	2	1	3	1-3	0-0	0	0	0	M. Reed	2
A. Johnson	5	5	10	0-0	0-0	1	0	0	D. Jones	2	1	3	0-0	0-0	0	0	0	D. Jones	2
A. Bouye	5	1	6	0-0	0-0	1	0	0	S. Williams	2	0	2	0-0	0-0	1	0	0	S. Williams	2
S. Harris	3	3	6	0-0	0-0	0	0	0	D. Walker	2	0	2	0-0	0-0	0	0	0	D. Walker	2
J. Simmons	4	1	5	0-0	1-46	1	0	0	A. Chickillo	2	0	2	0-0	0-0	0	0	0	A. Chickillo	2
B. Chubb	4	0	4	1-0	0-0	0	0	0	E. Bassey	2	0	2	0-0	0-0	0	0	0	E. Bassey	2
M. Ojemudia	3	1	4	0-0	0-0	0	0	0	D. Dawson	0	1	1	0-0	0-0	0	0	0	D. Dawson	0
B. Callahan	3	0	3	0-0	1-0	1	0	0	Team Totals	56	22	78	2-3	2-46	5	0	0	Team Totals	56



Falcons 34, Broncos 27

Sunday, Nov. 8, 2020 • 1:02 p.m. EST • Mercedes-Benz Stadium • Atlanta

WEATHER: Indoors • TIME: 3:14 • ATTENDANCE: 7,665

The Broncos dropped a hard-fought game on the road against the Atlanta Falcons 34-27.

Denver eclipsed 400 yards of total offense for the second time of the season. They were led by rookie wide receiver Jerry Jeudy, who tallied seven receptions for 125 yards with one touchdown. It was the first time in Jeudy's career he eclipsed the 100-yard receiving mark.

Quarterback Drew Lock was 25-of-48 for 313 yards, two touchdowns and one interception. He also added 47 rushing yards and a touchdown on seven carries.

Atlanta jumped out to an early 3-0 lead after a 52-yard field goal from kicker Youngbue Koo on the opening drive of the game. After a Denver three-and-out, the Falcons extended their lead 10-0 with a 51-yard touchdown pass from quarterback Matt Ryan to wide receiver Olamide Zaccheaus to close the first quarter.

Denver responded with a 9-play, 52-yard scoring drive to start the second quarter to make it 10-3. After the McManus field goal, Atlanta led a scoring drive of their own that ended with a 9-yard touchdown from wide receiver Brandon Powell.

The Falcons defense forced a three-and-out on Denver's next possession before a 67-yard drive that ended with a 35-yard field goal from Koo at the 1:48 mark.

The Broncos were unable to generate any offense on their final possession of the half and went into the locker room down 20-3.

A 41-yard Denver field goal to start the second half cut the score 20-6. The Broncos defense responded with an interception from safety Justin Simmons, but were unable to capitalize and went three-and-out on their next possession. Simmons finished the day with five tackles (four solo), two passes defended and one interception.

The Falcons went on to find the end zone again on a 21-yard touchdown reception from wide receiver Julio Jones at the 6:27 mark to make it 27-6. Both teams then traded three-and-outs to end the third quarter.

Denver found the end zone for the first time in the game after a 20-yard touchdown catch by Jeudy to make it 27-13. The Broncos then forced a three-and-out before Lock was intercepted by safety Ricardo Allen, who returned the ball 19 yards to Denver's 12-yard line.

Atlanta quickly capitalized on the great field position with a 4-yard rushing touchdown from running back Todd Gurley II to go up 34-13.

After a three-and-out from each team, Denver found the end zone again. Lock found wide receiver Tim Patrick on a 9-yard touchdown pass to cut the lead 34-20 with 3:58 left in the game. The Broncos defense forced another three-and-out, which helped set up a 5-play, 82-yard drive that was capped off by a 10-yard touchdown scramble from Lock. The 82-yard drive was highlighted by a 41-yard reception from Jeudy.

Despite their offensive momentum, Denver was unable to finish the comeback in the final 1:52 of the game.

OFFICIALS:

Referee — Boger, Jerome (23); **Umpire** — Anderson, Barry (20); **Down Judge** — Mapp, Julian (10); **Line Judge** — Symonette, Tom (100); **Field Judge** — Blake, Tra (33); **Side Judge** — Jeffries, Anthony (36); **Back Judge** — Freeman, Brad (88); **Replay** — Smith, Ross

DENVER BRONCOS

OFFENSE

LT	72	G. Bolles
LG	66	D. Risner
C	79	L. Cushenberry
RG	71	A. Schlottmann
RT	78	D. Dotson
TE	87	N. Fant
WR	13	K. Hamler
WR	10	J. Jeudy
QB	3	D. Lock
RB	30	P. Lindsay
WR	81	T. Patrick

DEFENSE

DE	57	D. Walker
NT	90	D. Williams
DE	93	D. Jones
ILB	45	A. Johnson
ILB	47	J. Jewell
WLB	55	B. Chubb
OLB	59	M. Reed
CB	23	M. Ojemudia
CB	27	D. Harris
SS	22	K. Jackson
FS	31	J. Simmons

BRONCOS SUBSTITUTIONS: P 6 S.Martin, K 8 B.McManus, WR 16 T.Cleveland, WR 17 D.Hamilton, CB 20 D.Dawson, RB 25 M.Gordon, DB 26 K.Toliver, RB 28 R.Freeman, S 33 A.Holder, CB 34 E.Bassey, RB/FB 35 J.Cox, S 36 T.Marshall, S 37 P.Locke, ILB 43 J.Jones, LS 46 J.Bobenmoyer, G 52 N.Muti, ILB 53 A.Calistro, T 69 J.Rodgers, DL 73 S.Williams, T 76 C.Anderson, TE 85 A.Okwuegbunam, TE 88 N.Vannett, OLB 91 A.Chickillo, DL 95 M.Agim, OLB 97 J.Attachu
DID NOT PLAY: QB 4 B.Rypien **INACTIVE:** QB 9 J.Driskel, WR 11 D.Spencer, CB 21 A.Bouye, CB 29 B.Callahan

ATLANTA FALCONS

OFFENSE

WR	11	J. Jones
LT	70	J. Matthews
LG	77	J. Carpenter
C	51	A. Mack
RG	63	C. Lindstrom
RT	76	K. McGary
TE	81	H. Hurst
TE	88	L. Stocker
WR	17	O. Zaccheaus
QB	2	M. Ryan
RB	21	T. Gurley

DEFENSE

DE	93	A. Bailey
DT	97	G. Jarrett
DE	96	T. Davison
SS	55	S. Means
LB	45	D. Jones
LB	54	F. Olukun
CB	20	K. Sheffield
CB	24	A. Terrell
CB	26	I. Oliver
S	37	R. Allen
S	22	K. Neal

FALCONS SUBSTITUTIONS: P 4 S.Hofrichter, K 7 Y.Koo, WR 13 C.Blake, WR 15 B.Powell, RB 23 B.Hill, RB 30 Q.Olison, S 32 J.Hawkins, CB 33 B.Wreh-Wilson, DB 34 D.Dennard, FB 40 K.Smith, S 41 S.Neasman, LB 43 M.Walker, CB 44 T.Hall, LB 46 E.Robinson, LS 47 J.Harris, DE 50 J.Cominsky, LB 52 P.Taumoepeunu, LB 59 L.Reynolds, OL 61 M.Hennessey, T 73 M.Gono, WR 83 R.Gage, TE 87 J.Graham, DT 91 J.TuittMariner, DE 92 C.Harris **DID NOT PLAY:** QB 8 M.Schaub, G 65 J.McCray **INACTIVE:** WR 18 C.Ridley, RB 25 L.Smith, DE 56 D.Fowler, T 75 J.Wetzel, DT 90 M.Davidson, DT 94 D.Senat, DE 98 T.McKinley

		1	2	3	4	OT	TOTAL		
VISITOR	Denver Broncos	0	3	3	21	0	27		
HOME	Atlanta Falcons	10	10	7	7	0	34		
Team	Qtr	Clock Time	PLAY DESCRIPTION (Extra Point) (Drive Info)					SCORE	
Falcons	1	9:51	Y.Koo 52 yd. Field Goal (10-41, 5:09)					0	3
Falcons	1	1:24	O.Zaccheaus 51 yd. pass from M.Ryan (Y.Koo kick) (11-85, 5:36)					0	10
Broncos	2	13:27	B.McManus 43 yd. Field Goal (9-52, 2:57)					3	10
Falcons	2	9:18	B.Powell 9 yd. pass from M.Ryan (Y.Koo kick) (9-75, 4:09)					3	17
Falcons	2	1:44	Y.Koo 35 yd. Field Goal (12-67, 5:28)					3	20
Broncos	3	11:02	B.McManus 41 yd. Field Goal (9-54, 3:58)					6	20
Falcons	3	6:20	J.Jones 21 yd. pass from M.Ryan (Y.Koo kick) (6-80, 3:08)					6	27
Broncos	4	13:15	J.Jeudy 20 yd. pass from D.Lock (B.McManus kick) (10-70, 4:03)					13	27
Falcons	4	9:05	T.Gurley 4 yd. run (Y.Koo kick) (2-12, 0:31)					13	34
Broncos	4	3:53	T.Patrick 9 yd. pass from D.Lock (B.McManus kick) (7-69, 1:45)					20	34
Broncos	4	1:52	D.Lock 10 yd. run (B.McManus kick) (5-82, 1:30)					27	34

FINAL INDIVIDUAL STATISTICS																			
Denver Broncos										Atlanta Falcons									
RUSHING	ATT	YDS	AVG	LG	TD	RUSHING	ATT	YDS	AVG	LG	TD	RUSHING	ATT	YDS	AVG	LG	TD	RUSHING	ATT
D.Lock	7	47	6.7	16	1	T.Gurley	19	53	2.8	13	1	B.Hill	8	24	3.0	8	0	B.Hill	8
P.Lindsay	8	23	2.9	6	0	B.Hill	8	24	3.0	8	0	M.Ryan	3	10	3.3	12	0	M.Ryan	3
M.Gordon	6	18	3.0	9	0	M.Ryan	3	10	3.3	12	0	B.Powell	1	4	4.0	4	0	B.Powell	1
K.Hamler	1	15	15.0	15	0	B.Powell	1	4	4.0	4	0	K.Smith	1	1	1.0	1	0	K.Smith	1
TOTAL	22	103	4.7	16	1	TOTAL	32	92	2.9	13	1	TOTAL	32	92	2.9	13	1	TOTAL	32
PASSING	ATT	CMP	YDS	TKD/YD	TD	LG	IN	Rtg.	PASSING	ATT	CMP	YDS	TKD/YD	TD	LG	IN	Rtg.	PASSING	ATT
D.Lock	48	25	313	1/11	2	41	1	77.9	M.Ryan	35	25	284	2/13	3	51	1	112.1	D.Lock	48
TOTAL	48	25	313	1/11	2	41	1	77.9	TOTAL	35	25	284	2/13	3	51	1	112.1	TOTAL	48
PASS RECEIVING	TAR	NO	YDS	AVG	LG	TD	PASS RECEIVING	TAR	NO	YDS	AVG	LG	TD	PASS RECEIVING	TAR	NO	YDS	AVG	LG
J.Jeudy	14	7	125	17.9	41	1	H.Hurst	8	7	62	8.9	24	0	J.Jeudy	14	7	125	17.9	41
K.Hamler	10	6	75	12.5	36	0	J.Jones	7	5	54	10.8	21	1	K.Hamler	10	6	75	12.5	36
T.Patrick	9	4	29	7.3	9	1	O.Zaccheaus	6	4	103	25.8	51	1	T.Patrick	9	4	29	7.3	9
N.Fant	3	3	45	15.0	32	0	C.Blake	3	3	31	10.3	21	0	N.Fant	3	3	45	15.0	32
D.Hamilton	2	2	12	6.0	9	0	R.Gage	6	2	11	5.5	8	0	D.Hamilton	2	2	12	6.0	9
N.Vannett	1	1	11	11.0	11	0	T.Gurley	2	2	2	1.0	6	0	N.Vannett	1	1	11	11.0	11
M.Gordon	1	1	9	9.0	9	0	L.Stocker	1	1	12	12.0	12	0	M.Gordon	1	1	9	9.0	9
A.Okwuegbunam	1	1	7	7.0	7	0	B.Powell	1	1	9	9.0	9	1	A.Okwuegbunam	1	1	7	7.0	7
P.Lindsay	3	0	0	0.0	0	0	B.Hill	1	0	0	0.0	0	0	P.Lindsay	3	0	0	0.0	0
T.Cleveland	1	0	0	0.0	0	0	TOTAL	35	25	284	11.4	51	3	T.Cleveland	1	0	0	0.0	0
TOTAL	45	25	313	12.5	41	2	TOTAL	35	25	284	11.4	51	3	TOTAL	45	25	313	12.5	41
INTERCEPTIONS	NO	YDS	AVG	LG	TD	INTERCEPTIONS	NO	YDS	AVG	LG	TD	INTERCEPTIONS	NO	YDS	AVG	LG	TD	INTERCEPTIONS	NO
J.Simmons	1	0	0.0	0	0	R.Allen	1	19	19.0	19	0	J.Simmons	1	0	0.0	0	0	J.Simmons	1
TOTAL	1	0	0.0	0	0	TOTAL	1	19	19.0	19	0	TOTAL	1	0	0.0	0	0	TOTAL	1
PUNTING	NO	YDS	AVG	NET	TB	IN20	LG	PUNTING	NO	YDS	AVG	NET	TB	IN20	LG	PUNTING	NO	YDS	AVG
S.Martin	5	225	45.0	42.4	0	4	64	S.Hofrichter	5	183	36.6	31.0	1	2	46	S.Martin	5	225	45.0
TOTAL	5	225	45.0	42.4	0	4	64	TOTAL	5	183	36.6	31.0	1	2	46	TOTAL	5	225	45.0
PUNT RETURNS	NO	YDS	AVG	FC	LG	TD	PUNT RETURNS	NO	YDS	AVG	FC	LG	TD	PUNT RETURNS	NO	YDS	AVG	FC	LG
K.Hamler	1	8	8.0	2	8	0	B.Powell	1	13	13.0	4	13	0	K.Hamler	1	8	8.0	2	8
[DOWNED]	1	0	0.0	0	0	0	TOTAL	1	13	13.0	4	13	0	[DOWNED]	1	0	0.0	0	0
[TOUCHBACK]	1	0	0.0	0	0	0	TOTAL	1	13	13.0	4	13	0	[TOUCHBACK]	1	0	0.0	0	0
TOTAL	1	8	8.0	2	8	0	TOTAL	1	13	13.0	4	13	0	TOTAL	1	8	8.0	2	8
KICKOFF RETURNS	NO	YDS	AVG	FC	LG	TD	KICKOFF RETURNS	NO	YDS	AVG	FC	LG	TD	KICKOFF RETURNS	NO	YDS	AVG	FC	LG
T.Cleveland	5	121	24.2	0	30	0	[TOUCHBACK]	4	0	0.0	0	0	0	T.Cleveland	5	121	24.2	0	30
K.Hamler	1	24	24.0	0	24	0	TOTAL	0	0	0.0	0	0	0	K.Hamler	1	24	24.0	0	24
[TOUCHBACK]	1	0	0.0	0	0	0	TOTAL	0	0	0.0	0	0	0	[TOUCHBACK]	1	0	0.0	0	0
TOTAL	6	145	24.2	0	30	0	TOTAL	0	0	0.0	0	0	0	TOTAL	6	145	24.2	0	30
Denver Broncos	Own	Opp.	Out	Denver Broncos	Own	Opp.	Out	Atlanta Falcons	Own	Opp.	Out	Atlanta Falcons	Own	Opp.	Out	Atlanta Falcons	Own	Opp.	Out
FUMBLES	Fum	Lost	Rec.	Yds	TD	FF	Rec.	Yds	TD	Bnds	FUMBLES	Fum	Lost	Rec.	Yds	TD	FF	Rec.	Yds
J.Jeudy	1	0	0	0	0	0	0	0	0	0	K.Sheffield	0	0	0	0	0	0	0	0
L.Cushenberry	1	0	-1	0	0	0	0	0	0	0	L.Cushenberry	1	0	-1	0	0	0	0	0
D.Hamilton	0	0	1	0	0	0	0	0	0	0	D.Hamilton	0	0	1	0	0	0	0	0
TOTAL	2	0	1	-1	0	0	0	0	0	1	TOTAL	0	0	0	0	0	1	0	0

FINAL TEAM STATISTICS													
	BRONCOS			FALCONS				BRONCOS			FALCONS		
TOTAL FIRST DOWNS	23			23			FGs - PATs Had Blocked	0-0			0-0		
By Rushing	3			5			Net Punting Average	42.4			31.0		
By Passing	17			15			TOTAL RETURN YARDAGE (Not Including Kickoffs)	8			32		
By Penalty	3			3			No. and Yards Punt Returns	1-8			1-13		
THIRD DOWN EFFICIENCY	7-16-44%			6-13-46%			No. and Yards Kickoff Returns	6-145			0-0		
FOURTH DOWN EFFICIENCY	0-2-0%			0-0-0%			No. and Yards Interception Returns	1-0			1-19		
TOTAL NET YARDS	405			363			PENALTIES Number and Yards	5-65			5-61		
Total Offensive Plays (inc. times thrown passing)	71			69			FUMBLES Number and Lost	2-0			0-0		
Average gain per offensive play	5.7			5.3			TOUCHDOWNS	3			4		
NET YARDS RUSHING	103			92			Rushing	1			1		
Total Rushing Plays	22			32			Passing	2			3		
Average gain per rushing play	4.7			2.9			EXTRA POINTS Made-Attempts	3-3			4-4		
Tackles for a loss-number and yards	1-5			3-9			Kicking Made-Attempts	3-3			4-4		
NET YARDS PASSING	302			271			FIELD GOALS Made-Attempts	2-2			2-2		
Times thrown - yards lost attempting to pass	1-11			2-13			RED ZONE EFFICIENCY	2-2-100%			2-4-50%		
Gross yards passing	313			284			GOAL TO GO EFFICIENCY	0-0-0%			0-0-0%		
PASS ATTEMPTS-COMPLETIONS-HAD INTERCEPTED	48-25-1			35-25-1			SAFETIES	0			0		
Avg gain per pass play (inc.# thrown passing)	6.2			7.3			FINAL SCORE	27			34		
KICKOFFS Number-In End Zone-Touchbacks	6-4-4			7-4-1			TIME OF POSSESSION	26:33			33:27		
PUNTS Number and Average	5-45.0			5-36.6									
Had Blocked	0			0									



Raiders 12, Broncos 18

Sunday, Nov. 15, 2020 • 1:05 p.m. MST • Allegiant Stadium • Las Vegas

WEATHER: Indoors • TIME: 3:19 • ATTENDANCE: 0

Denver made its first visit to Allegiant Stadium in Las Vegas in a loss to the Raiders 37-12.

The Broncos were out-rushed by the Raiders 206 yards to 68 in the loss, but led the passing game 257 yards to 154.

After forcing a three-and-out to start the game, Las Vegas drove 62 yards in 7 plays where running back Josh Jacobs rushed for an 11-yard touchdown. Denver responded with a scoring drive of their own when McManus connected on a 50-yard field goal to make it 7-3.

Neither team was able to generate any offense until the 8:20 mark of the second quarter. The Broncos capped off an 8-play, 56-yard drive with a 33-yard field goal to cut the lead 7-6.

Las Vegas responded with a 24-yard field goal from Daniel Carlson after a 13-play, 82-yard drive. Denver then drove the length of the field where Lock rushed for a 5-yard score, but the play was nullified by a holding penalty from tight end Noah Fant. Lock was then intercepted in the end zone by safety Jeff Heath, and the Raiders ran out the clock to take the 10-6 lead into halftime.

Lock finished the day 23-of-47 for 257 yards, one touchdown and four interceptions.

The Raiders opened the second half with a 52-yard field goal from Carlson to extend their lead 13-6. Following a Denver three-and-out, Jacobs found the end zone again for Las Vegas with just under a minute remaining in the quarter after an 11-play, 78-yard drive.

Lock was intercepted by defensive end Carl Nassib to start the fourth quarter. Despite Nassib's return to the 11-yard line, the Broncos defense held strong in the red zone and forced the Raiders to settle for a 22-yard field goal to make it 23-6.

Following a three-and-out from both teams, Las Vegas forced a fumble from wide receiver DaeSean Hamilton and recovered it at Denver's 7-yard line. On the next play, running back Devin Booker punched in a 7-yard run to extend the lead.

The Broncos responded with a 12-play, 75-yard scoring drive to earn their first touchdown of the day. Lock found Hamilton on a 7-yard pass, but after a failed 2-point attempt the score was 30-12.

Las Vegas recovered the ensuing onside kick at the Denver 48-yard line, and 7-plays later Booker found the end zone again to extend the lead 37-12 with 2 minutes remaining in the game.

Denver's desperation attempt was halted when linebacker Nick Kwiatkoski intercepted Lock, allowing the Raiders to run out the rest of the clock and capture the victory.

Inside linebacker Alexander Johnson led all players with 14 tackles (nine solo) and inside linebacker Josey Jewell also added 10 tackles (five solo) on the day.

OFFICIALS:

Referee — Corrente, Tony (99); **Umpire** — Ferrell, Dan (64); **Down Judge** — Perlman, Mark (9); **Line Judge** — Longson, Bart (2); **Field Judge** — Dickson, Ryan (25); **Side Judge** — Flemming, Anthony (90); **Back Judge** — Prukop, Todd (30); **Replay** — Cerimeli, Tyler

DENVER BRONCOS

OFFENSE			DEFENSE		
LT 72	G. Bolles		CB 21	A. Bouye	
LG 66	D. Risner		NT 90	D. Williams	
C 79	L. Cushmanberry		DE 93	D. Jones	
RG 61	G. Glasgow		ILB 45	A. Johnson	
RT 76	C. Anderson		ILB 47	J. Jewell	
TE 88	N. Vannett		WLB 55	B. Chubb	
WR 10	J. Jeudy		OLB 59	M. Reed	
FB 35	J. Cox		CB 29	B. Callahan	
QB 3	D. Lock		CB 34	E. Bassey	
RB 25	M. Gordon		SS 22	K. Jackson	
WR 81	T. Patrick		FS 31	J. Simmons	

BRONCOS SUBSTITUTIONS: P 6 S.Martin, K 8 B.McManus, WR 11 D.Spencer, WR 13 K.Hamler, WR 17 D.Hamilton, CB 20 D.Dawson, CB 23 M.Ojemudia, CB 27 D.Harris, RB 28 R.Freeman, RB 30 P.Lindsay, S 36 T.Marshall, S 37 P.Locke, LS 46 J.Bohenmeyer, ILB 53 A.Caltro, LB 54 J.Watson, DE 57 D.Walker, G/C 71 A.Schlottmann, LB 73 S.Williams, T 75 Q.Bailey, TE 84 T.Fumagalli, TE 87 N.Fant, OLB 91 A.Chickillo, DL 95 M.Agim, OLB 97 J.Attachou **DID NOT PLAY:** QB 4 B.Rypien, T 78 D.Dotson **INACTIVE:** QB 9 J.Driskel, WR 16 T.Cleveland, DB 26 K.Toliver, ILB 43 J.Jones, G 52 N.Muti, T 69 J.Rodgers

LAS VEGAS RAIDERS

OFFENSE			DEFENSE		
WR 11	H. Ruggs		DE 96	C. Ferrell	
LT 75	B. Parker		DT 90	J. Hankins	
LG 71	D. Good		DT 97	M. Collins	
C 61	R. Hudson		DE 98	M. Crosby	
RG 66	G. Jackson		SLB 54	R. McMillan	
RT 70	S. Young		MLB 44	N. Kwiatkoski	
TE 83	D. Waller		WLB 50	N. Morrow	
WR 15	N. Agholor		LCB 27	T. Mullen	
QB 4	D. Carr		SS 26	N. Lawson	
RB 28	J. Jacobs		CB 24	J. Abram	
WR 13	H. Renfrow		FS 25	E. Harris	

RAIDERS SUBSTITUTIONS: K 2 D.Carson, P 6 A.Cole, WR 12 Z.Jones, CB 20 D.Arnette, CB 22 K.Nixon, RB 23 D.Booker, S 29 L.Joyner, RB 30 J.Richard, CB 31 I.Johnson, S 32 D.Leavitt, S 38 J.Heath, FB 45 A.Ingold, LS 47 T.Sieg, LB 58 K.Wilber, OL 68 A.James, OL 72 J.Jones-Smith, G 78 P.Omahme, TE 82 J.Witten, TE 85 D.Carrier, TE 87 F.Moreau, WR 89 B.Edwards, DE 91 K.Vickers, DE 94 C.Nassib, DE 95 D.Irving, DE 99 A.Key **DID NOT PLAY:** QB 3 N.Peterson **INACTIVE:** QB 8 M.Mariota, CB 21 A.Robertson, RB 35 T.Riddick, DT 73 M.Hurst, T 74 K.Miller, OL 76 J.Simpson, DT 93 D.Ross

		1	2	3	4	OT	TOTAL	FIELD GOALS (made () & missed)	
VISITOR	Denver Broncos	3	3	0	6	0	12	B. McManus (50) (33)	
HOME	Las Vegas Raiders	7	3	10	17	0	37	D. Carlson (24) (52) (22)	

Team	Qtr	Clock Time	PLAY DESCRIPTION (Extra Point) (Drive Info)	SCORE Visitor Home
Raiders	1	9:44	J.Jacobs 11 yd. run (D.Carson kick) (7-62, 3:42)	0 7
Broncos	1	7:11	B.McManus 50 yd. Field Goal (8-42, 2:33)	3 7
Broncos	2	8:15	B.McManus 33 yd. Field Goal (8-56, 3:07)	6 7
Raiders	2	1:44	D.Carson 24 yd. Field Goal (13-81, 6:31)	6 10
Raiders	3	9:13	D.Carson 52 yd. Field Goal (12-47, 5:47)	6 13
Raiders	3	0:36	J.Jacobs 5 yd. run (D.Carson kick) (11-78, 7:41)	6 20
Raiders	4	13:22	D.Carson 22 yd. Field Goal (4-7, 1:26)	6 23
Raiders	4	10:00	D.Booker 7 yd. run (D.Carson kick) (1-7, 0:05)	6 30
Broncos	4	6:10	D.Hamilton 7 yd. pass from D.Lock (pass failed) (12-75, 3:50)	12 30
Raiders	4	1:54	D.Booker 23 yd. run (D.Carson kick) (7-48, 4:16)	12 37

FINAL INDIVIDUAL STATISTICS

Denver Broncos													Las Vegas Raiders														
RUSHING	ATT	YDS	AVG	LG	TD	RUSHING	ATT	YDS	AVG	LG	TD	RUSHING	ATT	YDS	AVG	LG	TD										
M.Gordon	11	46	4.2	11	0	J.Jacobs	21	112	5.3	24	2	D.Booker	16	81	5.1	23	2										
R.Freeman	2	11	5.5	9	0	D.Booker	16	81	5.1	23	2	D.Lock	2	7	3.5	5	0										
D.Lock	2	7	3.5	5	0	D.Carr	4	10	2.5	9	0	P.Lindsay	4	2	0.5	4	0										
P.Lindsay	4	2	0.5	4	0	TOTAL	41	203	5.0	24	4	TOTAL	41	203	5.0	24	4										
TOTAL	19	66	3.5	11	0	TOTAL	41	203	5.0	24	4	TOTAL	41	203	5.0	24	4										
PASSING	ATT	CMP	YDS	TD	LG	IN	Rtg.	PASSING	ATT	CMP	YDS	TD	LG	IN	Rtg.	PASSING	ATT	CMP	YDS	TD	LG	IN	Rtg.				
D.Lock	47	23	257	2/10	1	27	4	37.3	D.Carr	25	16	154	0/0	0	25	0	81.1	D.Carr	25	16	154	0/0	0	25	0		
TOTAL	47	23	257	2/10	1	27	4	37.3	TOTAL	25	16	154	0/0	0	25	0	81.1	TOTAL	25	16	154	0/0	0	25	0		
PASS RECEIVING	TAR	NO	YDS	AVG	LG	TD	PASS RECEIVING	TAR	NO	YDS	AVG	LG	TD	PASS RECEIVING	TAR	NO	YDS	AVG	LG	TD	PASS RECEIVING	TAR	NO	YDS	AVG	LG	TD
J.Jeudy	8	4	68	17.0	26	0	J.Jacobs	4	4	24	6.0	13	0	J.Jeudy	8	4	68	17.0	26	0	J.Jeudy	8	4	68	17.0	26	0
J.Patrick	6	4	61	15.3	27	0	D.Waller	5	3	37	12.3	24	0	J.Patrick	6	4	61	15.3	27	0	J.Patrick	6	4	61	15.3	27	0
K.Hamler	10	4	50	12.5	27	0	H.Ruggs	4	3	31	10.3	21	0	K.Hamler	10	4	50	12.5	27	0	K.Hamler	10	4	50	12.5	27	0
D.Hamilton	6	4	33	8.3	13	1	H.Renflow	2	2	30	15.0	25	0	D.Hamilton	6	4	33	8.3	13	1	D.Hamilton	6	4	33	8.3	13	1
N.Fant	7	3	18	6.0	9	0	B.Edwards	1	1	16	16.0	16	0	N.Fant	7	3	18	6.0	9	0	N.Fant	7	3	18	6.0	9	0
R.Freeman	2	2	15	7.5	14	0	N.Agholor	4	1	8	8.0	8	0	R.Freeman	2	2	15	7.5	14	0	R.Freeman	2	2	15	7.5	14	0
T.Fumagalli	3	2	12	6.0	8	0	Z.Jones	1	1	6	6.0	6	0	T.Fumagalli	3	2	12	6.0	8	0	T.Fumagalli	3	2	12	6.0	8	0
M.Gordon	2	0	0	0.0	0	0	D.Booker	1	1	2	2.0	2	0	M.Gordon	2	0	0	0.0	0	0	M.Gordon	2	0	0	0.0	0	0
P.Lindsay	1	0	0	0.0	0	0	TOTAL	22	16	154	9.6	25	0	P.Lindsay	1	0	0	0.0	0	0	P.Lindsay	1	0	0	0.0	0	0
TOTAL	45	23	257	11.2	27	1	TOTAL	22	16	154	9.6	25	0	TOTAL	45	23	257	11.2	27	1	TOTAL	45	23	257	11.2	27	1
INTERCEPTIONS	NO	YDS	AVG	LG	TD	INTERCEPTIONS	NO	YDS	AVG	LG	TD	INTERCEPTIONS	NO	YDS	AVG	LG	TD										
J.Heath	2	42	21.0	24	0	J.Heath	2	42	21.0	24	0	J.Heath	2	42	21.0	24	0										
C.Nassib	1	23	23.0	23	0	C.Nassib	1	23	23.0	23	0	C.Nassib	1	23	23.0	23	0										
N.Kwiatkoski	1	9	9.0	9	0	N.Kwiatkoski	1	9	9.0	9	0	N.Kwiatkoski	1	9	9.0	9	0										
TOTAL	4	74	18.5	24	0	TOTAL	4	74	18.5	24	0	TOTAL	4	74	18.5	24	0										
PUNTING	NO	YDS	AVG	NET	TB	IN20	LG	PUNTING	NO	YDS	AVG	NET	TB	IN20	LG	PUNTING	NO	YDS	AVG	NET	TB	IN20	LG				
S.Martin	4	201	50.3	45.3	0	0	58	A.Cole	4	174	43.5	43.5	0	3	61	S.Martin	4	201	50.3	45.3	0	0	58				
TOTAL	4	201	50.3	45.3	0	0	58	TOTAL	4	174	43.5	43.5	0	3	61	TOTAL	4	201	50.3	45.3	0	0	58				
PUNT RETURNS	NO	YDS	AVG	FC	LG	TD	PUNT RETURNS	NO	YDS	AVG	FC	LG	TD	PUNT RETURNS	NO	YDS	AVG	FC	LG	TD	PUNT RETURNS	NO	YDS	AVG	FC	LG	TD
D.Spencer	0	0	0.0	1	0	0	H.Renflow	3	20	6.7	0	16	0	D.Spencer	0	0	0.0	1	0	0	D.Spencer	0	0	0.0	1	0	0
[DOWNED]	2	0	0.0	0	0	0	[OUT OF BOUNDS]	1	0	0.0	0	0	0	[DOWNED]	2	0	0.0	0	0	0	[DOWNED]	2	0	0.0	0	0	0
[OUT OF BOUNDS]	1	0	0.0	0	0	0	TOTAL	3	20	6.7	0	16	0	[OUT OF BOUNDS]	1	0	0.0	0	0	0	[OUT OF BOUNDS]	1	0	0.0	0	0	0
TOTAL	0	0	0.0	1	0	0	TOTAL	3	20	6.7	0	16	0	TOTAL	0	0	0.0	1	0	0	TOTAL	0	0	0.0	1	0	0
KICKOFF RETURNS	NO	YDS	AVG	FC	LG	TD	KICKOFF RETURNS	NO	YDS	AVG	FC	LG	TD	KICKOFF RETURNS	NO	YDS	AVG	FC	LG	TD	KICKOFF RETURNS	NO	YDS	AVG	FC	LG	TD
D.Spencer	3	57	19.0	0	28	0	H.Ruggs	1	21	21.0	0	21	0	D.Spencer	3	57	19.0	0	28	0	D.Spencer	3	57	19.0	0	28	0
[TOUCHBACK]	5	0	0.0	0	0	0	J.Richard	1	14	14.0	0	14	0	[TOUCHBACK]	5	0	0.0	0	0	0	[TOUCHBACK]	5	0	0.0	0	0	0
TOTAL	3	57	19.0	0	28	0	TOTAL	2	35	17.5	0	21	0	TOTAL	3	57	19.0	0	28	0	TOTAL	3	57	19.0	0	28	0
Denver Broncos	Fum	Lost	Own	Rec.	Yds	TD	FF	Rec.	Yds	TD	Out	Bnds	Las Vegas Raiders	Fum	Lost	Own	Rec.	Yds	TD	FF	Rec.	Yds	TD	Out	Bnds		
D.Lock	1	0	1	0	0	0	0	0	0	0	0	0	N.Lawson	0	0	0	0	0	0	1	1	0	0	0	0		
D.Hamilton	1	1	0	0	0	0	0	0	0	0	0	0	N.Morrow	0	0	0	0	0	0	1	0	0	0	0	0		
TOTAL	2	1	1	0	0	0	0	0	0	0	0	0	TOTAL	0	0	0	0	0	0	2	1	0	0	0	0		

FINAL TEAM STATISTICS

	BRONCOS		RAIDERS			BRONCOS		RAIDERS	
TOTAL FIRST DOWNS	20	21			FGs - PATs Had Blocked	0-0	0-0		
By Rushing	4	11			Net Punting Average	45.3	43.5		
By Passing	14	8			TOTAL RETURN YARDAGE (Not Including Kickoffs)	0	94		
By Penalty		2			No. and Yards Punt Returns	0-0	3-20		
THIRD DOWN EFFICIENCY	7-15-47%	6-13-46%			No. and Yards Kickoff Returns	3-57	2-35		
FOURTH DOWN EFFICIENCY	1-1-100%	0-0-0%			No. and Yards Interception Returns	0-0	4-74		
TOTAL NET YARDS	313	357			PENALTIES Number and Yards	7-37	8-82		
Total Offensive Plays (inc. times thrown passing)	68	66			FUMBLES Number and Lost	2-1	0-0		
Average gain per offensive play	4.6	5.4			TOUCHDOWNS	1	4		
NET YARDS RUSHING	66	203			Rushing	0	4		
Total Rushing Plays	19	41			Passing	0	0		
Average gain per rushing play	3.5	5.0			EXTRA POINTS Made-Attempts	0-1	4-4		
Tackles for a loss-number and yards	2-7	1-5			Kicking Made-Attempts	0-0	4-4		
NET YARDS PASSING	247	154			Passing Made-Attempts	0-1	0-0		
Times thrown - yards lost attempting to pass	2-10	0-0			FIELD GOALS Made-Attempts	2-2	3-3		
Gross yards passing	257	154			RED ZONE EFFICIENCY	1-3-33%	3-5-60%		
PASS ATTEMPTS-COMPLETIONS-HAD INTERCEPTED	47-23-4	25-16-0			GOAL TO GO EFFICIENCY	1-1-100%	2-3-67%		
Avg gain per pass play (inc.# thrown passing)	5.0	6.2			SAFETIES	12	37		
KICKERS Number in End Zone-Touchbacks	4-3-1	8-7-5			FINAL SCORE	12	37		
PUNTS Number and Average	4-50.3	4-43.5			TIME OF POSSESSION	23:22	36:38		
Had Blocked	0	0							



Broncos 20, Dolphins 13

Sunday, Nov. 22, 2020 • 2:05 p.m. MST • Empower Field at Mile High • Denver

WEATHER: Mostly Sunny, 45°, Wind SW 7 MPH • TIME: 3:04 • ATTENDANCE: 5,351

In their second home win of the regular season, the Broncos defeated the Miami Dolphins 20-13.

Denver was led by a well-balanced rushing attack from running backs Melvin Gordon III and Phillip Lindsay. Gordon III finished the day with 15 carries for 84 yards and two touchdowns, while Lindsay added 82 yards on 16 carries.

After forcing a Dolphins three-and-out to start the game, quarterback Drew Lock was intercepted by cornerback Xavier Howard. Miami then capitalized with a 3-yard touchdown pass from quarterback Tua Tagovailoa to wide receiver DeVante Parker to go up 7-0.

Both teams traded three-and-outs before Lock led a 11-play, 73-yard scoring drive that was capped off by a 1-yard touchdown run from Gordon III with just under 2 minutes left in the quarter.

Denver scored again after three-and-outs from both teams, this time with a 29-yard field goal from kicker Brandon McManus to make it 10-7. The drive was sparked by a 41-yard reception by wide receiver Tim Patrick. Patrick finished the day with a strong performance of 5 catches for 119 yards (23.8 avg.).

Miami then answered with a 14-play, 52-yard scoring drive that ended with a 41-yard field goal from kicker Jason Sanders. Denver responded with a two-minute drive of their own that was capped off by a 47-yard field goal from McManus to take a 13-10 lead into halftime.

The Broncos opened the second half with a drive that got them into the red zone, but they were halted on fourth-and-1 by the Miami defense. Denver's defense took advantage of the strong field position and a sack from defensive lineman DeShawn Williams helped force a three-and-out at the 7:28 mark. Williams finished the game with three solo tackles and two sacks.

Gordon III found the end zone again right before the 2-minute warning after a 9-play, 81-yard scoring drive to extend the lead 20-10.

After back-to-back three-and-outs from each team, quarterback Ryan Fitzpatrick entered the game for Miami with just under 11 minutes remaining in the game. He went on to lead an 8-play, 44-yard scoring drive that was capped off with a 53-yard field goal from Sanders.

The Broncos quickly moved down the field where Gordon III punched in a 9-yard touchdown run. However, the play was reversed after ruling that he did not cross the plane. Gordon III fumbled on the next play to give the Dolphins the ball with 5:13 remaining in the game.

Starting from his own 1-yard line, Fitzpatrick led a drive down into the red zone looking to tie the game up. On third-and-8, Fitzpatrick fired a pass intended for Parker which was intercepted by safety Justin Simmons to crush Miami's hopes of a comeback.

Simmons tallied a team-high seven tackles (six solo), two passes defended and one interception in the win.

OFFICIALS:

Referee — Clark, Land (130); **Umpire** — Eck, Alan (76); **Down Judge** — Sutter, Tripp (37); **Line Judge** — Stewart, Mark (75); **Field Judge** — Blake, Tra (33); **Side Judge** — Robinson, Mearl (31); **Back Judge** — Josselyn, Tony (67); **Replay** — Sumstine, Matt

DENVER BRONCOS

OFFENSE

LT 72 G. Bolles
LG 66 D. Risner
C 79 L. Cushenberry
RG 61 G. Glasgow
RT 78 D. Dotson
TE 87 N. Fant
TE 88 N. Vannett
WR 10 J. Jeudy
QB 3 D. Lock
RB 30 P. Lindsay
WR 81 T. Patrick

DEFENSE

DE 57 D. Walker
NT 90 D. Williams
DE 93 D. Jones
ILB 45 A. Johnson
ILB 47 J. Jewell
WLB 55 B. Chubb
OLB 59 M. Reed
CB 21 A. Bouye
CB 29 B. Callahan
SS 22 K. Jackson
FS 31 J. Simmons

BRONCOS SUBSTITUTIONS: P 6 S.Martin, K 8 B.McManus, WR 11 D.Spencer, WR 13 K.Hamler, WR 17 D.Hamilton, CB 23 M.Ojemudia, RB 25 M.Gordon, RB 28 R.Freeman, S 33 A.Holder, CB 34 E.Bassey, RB/FB 35 J.Cox, S 36 T.Marshall, S 37 P.Locke, CB 41 D.Bausby, LS 46 J.Bobenmoyer, G 52 N.Muti, ILB 53 A.Calistro, LB 54 J.Watson, G/C 71 A.Schlottmann, DL 73 S.Williams, T 76 C.Anderson, TE 84 T.Fumagalli, OLB 91 A.Chickillo, DL 95 M.Agim, OLB 97 J.Attachou **DID NOT PLAY:** QB 4 B.Rypien **INACTIVE:** QB 9 J.Driskel, WR 16 T.Cleveland, CB 20 D.Dawson, DB 26 K.Toliver, ILB 43 J.Jones, G/T 68 E.Wilkinson, T 69 J.Rodgers

MIAMI DOLPHINS

OFFENSE

WR 19 J. Grant
LT 73 A. Jackson
LG 75 E. Flowers
C 67 T. Karras
RG 66 S. Kindley
RT 77 J. Davis
WR 6 A. Callaway
TE 88 M. Gesicki
QB 1 T. Tagovailoa
RB 26 S. Ahmed
WR 81 D. Smythe

DEFENSE

DE 92 Z. Sieler
NT 98 R. Davis
DE 91 E. Ogbah
LB 43 A. Van Ginkel
LB 44 E. Roberts
S 29 Br. Jones
LB 53 K. Van Noy
CB 24 By. Jones
CB 25 X. Howard
S 21 E. Rowe
S 28 B. McCain

DOLPHINS SUBSTITUTIONS: P 2 M.Haack, K 7 J.Sanders, RB/WR 10 M.Perry, WR 11 D.Parker, QB 14 R.Fitzpatrick, RB 22 M.Breida, CB 23 N.Igbinoghene, RB 32 P.Laird, CB 33 J.Perry, S 35 K.Frazier, CB 40 N.Needham, S 42 C.Fejedelem, LB 48 C.Munson, LB 49 S.Eguavoen, LS 50 B.Ferguson, LB 51 K.Grugier-Hill, LB 55 J.Baker, DE 58 J.Strowbridge, C/G 63 M.Deiter, G/T 68 R.Hunt, T 70 J.Davenport, TE 80 A.Shaheen, WR 86 M.Hollins, DE 90 S.Lawson, DT 95 B.Jones **DID NOT PLAY:** TE 85 C.Myarick **INACTIVE:** RB 15 L.Bowden, FB 27 C.Cox, RB 31 D.Washington, T 78 A.Pankey

		1	2	3	4	OT	TOTAL	FIELD GOALS (made () & missed)		
VISITOR	Miami Dolphins	7	3	0	3	0	13	J. Sanders	(41)	(53)
HOME	Denver Broncos	7	6	7	0	0	20	B. McManus	(29)	(47)
Team	Qtr	Clock Time	PLAY DESCRIPTION (Extra Point) (Drive Info)					SCORE		
Dolphins	1	10:08	D.Parker 3 yd. pass from T.Tagovailoa (J.Sanders kick) (5-22, 2:55)					7	0	
Broncos	1	1:34	M.Gordon 1 yd. run (B.McManus kick) (11-73, 6:00)					7	7	
Broncos	2	9:55	B.McManus 29 yd. Field Goal (5-48, 1:54)					7	10	
Dolphins	2	2:34	J.Sanders 41 yd. Field Goal (14-52, 7:21)					10	10	
Broncos	2	0:00	B.McManus 47 yd. Field Goal (9-60, 2:34)					10	13	
Broncos	3	2:31	M.Gordon 20 yd. run (B.McManus kick) (9-81, 4:46)					10	20	
Dolphins	4	7:51	J.Sanders 53 yd. Field Goal (8-44, 2:53)					13	20	

FINAL INDIVIDUAL STATISTICS																									
Denver Broncos											Miami Dolphins														
RUSHING	ATT	YDS	AVG	LG	TD						RUSHING	ATT	YDS	AVG	LG	TD									
M.Gordon	15	84	5.6	25	2						S.Ahmed	12	43	3.6	14	0									
P.Lindsay	16	82	5.1	20	0						R.Fitzpatrick	2	6	3.0	5	0									
D.Lock	2	23	11.5	14	0						M.Breida	2	4	2.0	4	0									
											J.Grant	1	3	3.0	3	0									
TOTAL	33	189	5.7	25	2						TOTAL	17	56	3.3	14	0									
PASSING	ATT	CMP	YDS	TKD/ YD	TD	LG	IN	Rtg.						PASSING	ATT	CMP	YDS	TKD/ YD	TD	LG	IN	Rtg.			
D.Lock	30	18	270	0/0	0	61	1	75.7						T.Tagovailoa	20	11	83	6/33	1	13	0	81.9			
														R.Fitzpatrick	18	12	117	0/0	0	25	1	61.6			
TOTAL	30	18	270	0/0	0	61	1	75.7						TOTAL	38	23	200	6/33	1	25	1	72.3			
PASS RECEIVING	TAR	NO	YDS	AVG	LG	TD						PASS RECEIVING	TAR	NO	YDS	AVG	LG	TD							
T.Patrick	8	5	119	23.8	61	0						D.Parker	9	6	61	10.2	21	1							
N.Fant	5	4	55	13.8	29	0						S.Ahmed	6	5	31	6.2	13	0							
K.Hamler	6	4	35	8.8	16	0						M.Gesicki	5	4	43	10.8	25	0							
J.Jeudy	8	3	37	12.3	22	0						M.Perry	5	3	23	7.7	12	0							
N.Vannett	2	2	24	12.0	15	0						J.Grant	6	2	12	6.0	10	0							
T.Furnagalli	1	0	0	0.0	0	0						A.Callaway	1	1	13	13.0	13	0							
														M.Hollins	2	1	9	9.0	9	0					
														P.Laird	2	1	8	8.0	8	0					
														D.Smythe	1	0	0	0.0	0	0					
TOTAL	30	18	270	15.0	61	0						TOTAL	37	23	200	8.7	25	1							
INTERCEPTIONS		NO	YDS	AVG	LG	TD						INTERCEPTIONS		NO	YDS	AVG	LG	TD							
J.Simmons		1	0	0.0	0	0						X.Howard		1	10	10.0	10	0							
TOTAL		1	0	0.0	0	0						TOTAL		1	10	10.0	10	0							
PUNTING		NO	YDS	AVG	NET	TB	IN20	LG					PUNTING		NO	YDS	AVG	NET	TB	IN20	LG				
S.Martin		3	156	52.0	50.0	0	1	56					M.Haack		6	284	47.3	45.7	0	1	54				
TOTAL		3	156	52.0	50.0	0	1	56					TOTAL		6	284	47.3	45.7	0	1	54				
PUNT RETURNS		NO	YDS	AVG	FC	LG	TD					PUNT RETURNS		NO	YDS	AVG	FC	LG	TD						
D.Spencer		3	10	3.3	1	9	0					J.Grant		1	6	6.0	0	6	0						
[OUT OF BOUNDS]		2	0	0.0	0	0	0					[OUT OF BOUNDS]		2	0	0.0	0	0	0						
TOTAL		3	10	3.3	1	9	0					TOTAL		3	10	3.3	1	9	0						
KICKOFF RETURNS		NO	YDS	AVG	FC	LG	TD					KICKOFF RETURNS		NO	YDS	AVG	FC	LG	TD						
D.Spencer		1	22	22.0	0	22	0					[TOUCHBACK]		4	0	0.0	0	0	0						
[TOUCHBACK]		3	0	0.0	0	0	0																		
TOTAL		1	22	22.0	0	22	0					TOTAL		0	0	0.0	0	0	0						
Denver Broncos	Own			Opp.			Out			Miami Dolphins	Own			Opp.			Out								
FUMBLES	Fum	Lost	Rec.	Yds	TD	FF	Rec.	Yds	TD	Bnds	FUMBLES	Fum	Lost	Rec.	Yds	TD	FF	Rec.	Yds	TD	Bnds				
M.Gordon	1	1	0	0	0	0	0	0	0	0	A.Van Ginkel	0	0	0	0	0	0	1	0	0	0				
											E.Rowe	0	0	0	0	0	0	1	0	0	0				
TOTAL	1	1	0	0	0	0	0	0	0	0	TOTAL	0	0	0	0	0	1	1	0	0	0				

FINAL TEAM STATISTICS													
	BRONCOS			DOLPHINS				BRONCOS			DOLPHINS		
TOTAL FIRST DOWNS	19			17			FGs - PATs Had Blocked	0-0			0-0		
By Rushing	8			3			Net Punting Average	50.0			45.7		
By Passing	19			11			TOTAL RETURN YARDAGE (Not Including Kickoffs)	10			16		
By Penalty	2			3			No. and Yards Punt Returns	3-10			1-6		
THIRD DOWN EFFICIENCY	4-12-33%			7-16-43%			No. and Yards Kickoff Returns	1-22			0-0		
FOURTH DOWN EFFICIENCY	1-2-50%			0-0-0%			No. and Yards Interception Returns	1-0			1-10		
TOTAL NET YARDS	459			223			PENALTIES Number and Yards	8-10			5-50		
Total Offensive Plays (inc. times thrown passing)	63			61			FUMBLES Number and Lost	1-1			0-0		
Average gain per offensive play	7.3			3.7			TOUCHDOWNS	2			1		
NET YARDS RUSHING	189			56			Rushing	2			0		
Total Rushing Plays	33			17			Passing	0			1		
Average gain per rushing play	5.7			3.3			EXTRA POINTS Made-Attempts	2-2			1-1		
Tackles for a loss-number and yards	5-9			1-3			Kicking Made-Attempts	2-2			1-1		
NET YARDS PASSING	270			167			FIELD GOALS Made-Attempts	2-2			2-2		
Times thrown - yards lost attempting to pass	0-0			6-33			RED ZONE EFFICIENCY	1-4-25%			1-3-33%		
Gross yards passing	270			200			GOAL TO GO EFFICIENCY	1-2-50%			1-1-100%		
PASS ATTEMPTS-COMPLETIONS-HAD INTERCEPTED	30-18-1			38-23-1			SAFETIES	0			0		
Avg gain per pass play (inc.# thrown passing)	9.0			3.8			FINAL SCORE	20			13		
KICKOFFS Number-In End Zone-Touchbacks	4-4-4			4-4-3			TIME OF POSSESSION	30:19			29:41		
PUNTS Number and Average	3-52.0			6-47.3									
Had Blocked	0			0									

BRONCOS DEFENSIVE STATISTICS																			
(Press Box Totals)																			
PLAYER	UT	A	TT	S-YDS	I	PD	FF	FR	PLAYER	UT	A	TT	S-YDS	I	PD	FF	FR		
J. Simmons	6	1	7	0-0	1-0	2	0	0	J. Jewell	2	1	3	0-0	0-0	0	0	0		
M. Reed	4	2	6	1.5-12.5	0-0	0	0	0	E. Bassey	2	1	3	0-0	0-0	0	0	0		
A. Johnson	4	2	6	0-0	0-0	0	0	0	S. Williams	0	3	3	0-0	0-0	1	0	0		
B. Callahan	5	0	5	0-0	0-0	0	0	0	A. Bouye	2	0	2	0-0	0-0	1	0	0		
B. Chubb	4	1	5	1-9	0-0	0	0	0	J. Attaochu	1	1	2	0-0	0-0	0	0	0		
D. Williams	3	0	3	2-7	0-0	0	0	0	D. Walker	0	2	2	0.5-4.5	0-0	0	0	0		
D. Jones	2	1	3	1-0	0-0	0	0	0	Team Totals	37	16	53	6-33	1-0	5	0	0		
K. Jackson	2	1	3	0-0	0-0	1	0	0											



Saints 31, Broncos 3

Sunday, Nov. 29, 2020 • 2:05 p.m. MST • Empower Field at Mile High • Denver

WEATHER: Clear, 38°, Wind N 6 mph • TIME: 2:40 • ATTENDANCE: 0

In a game played with no true quarterback, the Broncos lost to the New Orleans Saints 31-3.

After all four of Denver's quarterbacks were ruled out for the game due to COVID-19 contact tracing, practice squad wide receiver Kendall Hinton was called upon to see his first career NFL action at quarterback.

Hinton, who played quarterback for two years at Wake Forest, finished the day 1-of-9 for 13 yards and two interceptions. He also added 2 carries for 7 yards.

The first quarter saw limited offense as neither team was able to put up points. The Saints then opened the second quarter with a 13-play, 74-yard scoring drive that was capped off by a 1-yard touchdown run from quarterback Taysom Hill.

After a fumbled snap by running back Phillip Lindsay, the Saints found themselves in the red zone. Hill then found the end zone again with a 2-yard touchdown run to go up 14-0 with 1:06 left in the half.

On the next drive, Hinton was intercepted by cornerback Janoris Jenkins, which allowed New Orleans kicker Will Lutz to connect on a 40-yard field goal to take a 17-0 lead into halftime.

The Broncos defense held strong to open the second half and forced a three-and-out. On the following drive, Hinton completed his first career pass to tight end Noah Fant for 13 yards.

Hinton was then intercepted by Saints cornerback C.J. Gardner-Johnson. Two plays later, rookie cornerback Essang Bassey recorded his first career interception, which he returned for 26 yards.

Kicker Brandon McManus then connected on a career-long 58-yard field goal to make it 17-3. The 58-yard field goal was McManus' seventh 50+ yarder of the season, which then moved him past Matt Prater (6) for the most 50+yard field goals in a single season in franchise history.

New Orleans then drove 82 yards in 8 plays to go up 24-3 after a 36-yard touchdown run from running back Latavius Murray just before the 2-minute warning.

After a Denver three-and-out to open the fourth quarter, Murray found the end zone again after an 11-play, 77-yard drive from the Saints.

The 31-3 lead would remain for the final 6:03 of the historic game at Empower Field at Mile High.

Denver's defense was led by defensive end Dre'Mont Jones, who ended the day with nine tackles (five solo). Defense end DeMarcus Walker also put together a strong performance of three tackles (two solo), two sacks and one forced fumble on the day.

OFFICIALS:

Referee — Wroldstad, Craig (4); **Umpire** — Fowler, Ruben (71); **Down Judge** — Bergman, Jerry (91); **Line Judge** — Oliver, David (24); **Field Judge** — Santi, Aaron (50); **Side Judge** — Hawkshaw, Dave (107); **Back Judge** — Ferguson, Keith (61); **Replay** — Valenti, Terri

DENVER BRONCOS

OFFENSE		DEFENSE	
LT	72 G. Bolles	DE	57 D. Walker
LG	66 D. Risner	NT	90 D. Williams
C	79 L. Cushenberry	DE	93 D. Jones
RG	61 G. Glasgow	ILB	45 A. Johnson
RT	78 D. Dotson	ILB	47 J. Jewell
TE	87 N. Fant	WLB	55 B. Chubb
TE	88 N. Vannett	OLB	59 M. Reed
WR	10 J. Jeudy	CB	21 A. Bouye
RB	25 M. Gordon	CB	29 B. Callahan
RB	30 P. Lindsay	SS	22 K. Jackson
WR	81 T. Patrick	FS	31 J. Simmons

BRONCOS SUBSTITUTIONS: QB 2 K.Hinton, P 6 S.Martin, K 8 B.McManus, WR 13 K.Hamler, WR 16 T.Cleveland, WR 17 D.Hamilton, CB 20 D.Dawson, CB 23 M.Ojemudia, RB 28 R.Freeman, S 33 A.Holder, CB 34 E.Bassey, RB/FB 35 J.Cox, S 37 P.Locke, CB 41 D.Bausby, ILB 43 J.Jones, LS 46 J.Bobenmoyer, ILB 53 A.Calistro, LB 54 J.Watson, G/T 68 E.Wilkinson, G/C 71 A.Schlottmann, DL 73 S.Williams, T 76 C.Anderson, TE 84 T.Fumagalli, OLB 91 A.Chickillo, DL 95 M.Agim, OLB 97 J.Attachu **INACTIVE:** CB 26 K.Toliver, S 36 T.Marshall, DB 42 M.Barron, G 52 N.Muti

NEW ORLEANS SAINTS

OFFENSE		DEFENSE	
WR	13 M. Thomas	DE	91 T. Hendrickson
LG	62 N. Easton	DT	90 M. Brown
LT	74 J. Hurst	DT	93 D. Onyemata
C	78 E. McCoy	LDE	94 C. Jordan
RG	51 C. Ruiz	WILL	58 K. Alexander
RT	71 R. Ramczyk	MLB	56 D. Davis
RB	28 L. Murray	DB	22 C. Gardner-Johnson
WR	10 T. Smith	LCB	20 J. Jenkins
QB	7 T. Hill	SS	27 M. Jenkins
TE	82 A. Trautman	FS	43 M. Williams
F	89 J. Hill	RCB	23 M. Lattimore

SAINTS SUBSTITUTIONS: QB 2 J.Winston, K 3 W.Lutz, P 6 T.Morstead, WR 12 M.Callaway, WR 17 E.Sanders, CB 21 P.Robinson, RB 24 D.Washington, CB 26 P.Williams, FB 32 M.Burton, DB 36 D.Swearingin, RB 41 A.Kamara, LB 47 A.Anzalone, DB 48 J.Gray, LS 49 Z.Wood, LB 52 C.Robertson, LB 53 Z.Baun, LB 55 K.Elliss, C 63 C.Tom, C 64 W.Clapp, OL 73 E.Greenidge, WR 80 A.Carr, TE 87 J.Cook, DE 92 M.Davenport, DT 95 R.Glasgow, DE 96 C.Granderson, DT 99 S.Tuttle **INACTIVE:** WR/RS 11 D.Harris, CB 15 T.Siemian, CB 25 K.Crawley, TE 45 G.Griffin, G/T 75 A.Peat, WR 88 T.Montgomery, DL 97 M.Roach

		1	2	3	4	OT	TOTAL	FIELD GOALS (made () & missed)	
VISITOR	New Orleans Saints	0	17	7	7	0	31	W. Lutz	(40)
HOME	Denver Broncos	0	0	3	0	0	3	B. McManus	(58)
Team	Qtr	Clock Time	PLAY DESCRIPTION (Extra Point) (Drive Info)				SCORE		
Saints	2	10:19	T.Hill 1 yd. run (W.Lutz kick) (13-74, 8:01)				7	0	
Saints	2	1:03	T.Hill 2 yd. run (W.Lutz kick) (5-13, 1:19)				14	0	
Saints	2	0:00	W.Lutz 40 yd. Field Goal (2-19, 0:12)				17	0	
Broncos	3	6:56	B.McManus 58 yd. Field Goal (4-1, 2:07)				17	3	
Saints	3	2:14	L.Murray 36 yd. run (W.Lutz kick) (8-82, 4:42)				24	3	
Saints	4	6:03	L.Murray 8 yd. run (W.Lutz kick) (11-77, 6:54)				31	3	

Final Individual Statistics																								
Denver Broncos												New Orleans Saints												
Rushing												Rushing												
	Att	Yds	Avg	LG	TD							Att	Yds	Avg	LG	TD								
R. Freeman	8	50	6.3	23	0							L. Murray	19	124	6.5	36	2							
M. Gordon	12	31	2.6	11	0							A. Kamara	11	54	4.9	15	0							
P. Lindsay	9	20	2.2	13	0							T. Hill	10	44	4.4	17	2							
K. Hinton	2	7	3.5	5	0							D. Washington	3	6	2.0	4	0							
K. Hamler	2	-8	-4.0	-3	0							M. Thomas	1	1	1.0	1	0							
TOTAL	33	100	3.0	23	0							TOTAL	44	229	5.2	36	4							
Passing												Passing												
	Att	Cmp	Yds	TD/Y	TD	LG	IN	Rtg.				Att	Cmp	Yds	TD/Y	TD	LG	IN	Rtg.					
K. Hinton	9	1	13	1/1	0	13	2	0.0				T. Hill	16	9	78	3/15	0	24	1	43.2				
TOTAL	9	1	13	1/1	0	13	2	0.0				TOTAL	16	9	78	3/15	0	24	1	43.2				
Pass Receiving												Pass Receiving												
	Tar	No	Yds	Avg	LG	TD						Tar	No	Yds	Avg	LG	TD							
N. Fant	2	1	13	13.0	13	0						M. Thomas	6	4	50	12.5	24	0						
T. Patrick	2	0	0	0.0	0	0						T. Smith	1	1	16	16.0	16	0						
N. Vannett	1	0	0	0.0	0	0						A. Troutman	1	1	8	8.0	8	0						
D. Hamilton	1	0	0	0.0	0	0						E. Sanders	1	1	4	4.0	4	0						
T. Fumagalli	1	0	0	0.0	0	0						L. Murray	1	1	2	2.0	2	0						
J. Jleudy	1	0	0	0.0	0	0						A. Kamara	2	1	-2	-2.0	-2	0						
TOTAL	8	1	13	13.0	13	0						TOTAL	14	9	78	8.7	24	0						
Interceptions												Interceptions												
	No	Yds	Avg	LG	TD							No	Yds	Avg	LG	TD								
E. Basse	1	26	26.0	26	0							J. Jenkins	1	14	14.0	14	0							
TOTAL	1	26	26.0	26	0							C. Gardner-Johnson	1	3	3.0	3	0							
TOTAL	1	26	26.0	26	0							TOTAL	2	17	8.5	14	0							
Punting												Punting												
	No	Yds	Avg	NET	TB	IN20	LG					No	Yds	Avg	NET	TB	IN20	LG						
S. Martin	7	332	47.4	41.9	1	0	55					T. Morstead	6	274	45.7	45.7	0	1	57					
TOTAL	7	332	47.4	41.9	1	0	55					TOTAL	6	274	45.7	45.7	0	1	57					
Punt Returns												Punt Returns												
	No	Yds	Avg	FC	LG	TD						No	Yds	Avg	FC	LG	TD							
B. Callahan	0	0	0.0	4	0	0						M. Callaway	1	19	19.0	2	19	0						
K. Hamler	0	0	0.0	1	0	0						A. Carr	0	0	0.0	1	0							

FINAL TEAM STATISTICS					
	BRONCOS		SAINTS		
TOTAL FIRST DOWNS	6	19	Fgs - PATs Had Blocked	0-0	0-0
By Rushing	5	14	Net Punting Average	41.9	45.7
By Passing	1	4	TOTAL RETURN YARDAGE (Not Including Kickoffs)	26	36
By Penalty	0	1	No. and Yards Punt Returns	0-0	1-19
THIRD DOWN EFFICIENCY	1-10-10%	7-15-47%	No. and Yards Kickoff Returns	0-0	1-17
FOURTH DOWN EFFICIENCY	0-0-0%	0-0-0%	No. and Yards Interception Returns	1-26	2-17
TOTAL NET YARDS	112	292	PENALTIES Number and Yards	2-10	5-35
Total Offensive Plays (inc. times thrown passing)	43	63	FUMBLES Number and Lost	1-1	2-0
Average gain per offensive play	2.6	4.6	TOUCHDOWNS	0	4
NET YARDS RUSHING	100	229	Rushing	0	0
Total Rushing Plays	33	44	Passing	0	0
Average gain per rushing play	3.0	5.2	EXTRA POINTS Made-Attempts	0-0	4-4
Tackles for a loss-number and yards	5-13	2-3	Kicking Made-Attempts	0-0	4-4
NET YARDS PASSING	12	63	FIELD GOALS Made-Attempts	1-1	1-1
Times thrown - yards lost attempting to pass	1-1	3-15	RED ZONE EFFICIENCY	0-0-0%	3-3-100%
Gross yards passing	13	78	GOAL TO GO EFFICIENCY	0-0-0%	2-2-100%
PASS ATTEMPTS-COMPLETIONS-HAD INTERCEPTED	9-12	16-9-1	SAFETIES	3	0
Avg gain per pass play (inc.# thrown passing)	1.2	3.3	FINAL SCORE	0	31
KICKOFFS Number-In End Zone-Touchbacks	2-1-1	5-5-5	TIME OF POSSESSION	24:14	35:46
PUNTS Number and Average	7-47.4	6-45.7			
Had Blocked	0	0			

Broncos Defensive Statistics																	
(Press Box Totals)																	
Player	UT	A	TT	S-YDS	I	PD	FF	FR	Player	UT	A	TT	S-YDS	I	PD	FF	FR
D. Jones	5	4	9	0-0	0-0	0	0	0	J. Attaochu	1	2	3	0-0	0-0	0	0	0
A. Johnson	7	1	8	0-0	0-0	0	1	0	D. Williams	1	2	3	0-0	0-0	0	0	0
M. Reed	5	2	7	0-0	0-0	0	0	0	A. Bouye	2	0	2	0-0	0-0	1	0	0
J. Jewell	4	3	7	0-0	0-0	0	0	0	B. Callahan	2	0	2	0-0	0-0	0	0	0
B. Chubb	1	5	6	1-5	0-0	0	0	0	E. Basse	1	1	2	0-0	1-26	1	0	0
M. Ojemudia	3	0	3	0-0	0-0	1	0	0	S. Williams	1	0	1	0-0	0-0	0	0	0
K. Jackson	3	0	3	0-0	0-0	0	0	0	A. Chickillo	1	0	1	0-0	0-0	0	0	0
D. Walker	2	1	3	2-10	0-0	0	1	0	M. Agim	0	1	1	0-0	0-0	0	0	0
J. Simmons	2	1	3	0-0	0-0	0	0	0	Team Totals	41	23	64	3-15	1-26	3	2	0



Chiefs 22, Broncos 16

Sunday, Dec. 6, 2020 • 7:23 p.m. CST • Arrowhead Stadium • Kansas City, Mo.

WEATHER: Clear, 41°, Wind NW 9 mph • TIME: 3:00 • ATTENDANCE: 12,578

On *Sunday Night Football* in Kansas City, the Broncos dropped a hard-fought game to the Chiefs 22-16.

The Denver offense was highlighted by running back Melvin Gordon III, who tallied 131 yards on 15 carries (8.7 avg.) in the loss. After quarterback Drew Lock was intercepted on the opening drive of the game, the Broncos defense held strong and forced a three-and-out from the high powered Kansas City offense. Denver then drove 42 yards in 12 plays and connected on a 53-yard field goal from kicker Brandon McManus.

The Chiefs responded with a scoring drive of their own. After driving into the red zone, the Broncos defense forced a 35-yard field goal from Harrison Butker to make it 3-3 going into the second quarter.

After back-to-back three-and-outs from both teams, Denver found the end zone for the first touchdown of the game with a 5-yard touchdown reception by wide receiver Tim Patrick. Patrick finished the game catching all four of his targets for 44 yards and two touchdowns.

The Chiefs then drove down the field again, but the Broncos defense held strong with back-to-back stops on their 1-yard line to force another field goal from Butker to make it 10-6.

After a missed 57-yard field goal from McManus, the Chiefs drove down the field again with just under 30 seconds left in the half. The Denver defense held strong yet again on their 5-yard line and forced another Butker field goal to make it 10-9 going into halftime.

The Broncos defense finished the game holding the Chiefs to 0-4 in the red zone and 0-3 on goal-to-go opportunities.

Kansas City opened the second half with another strong drive into the red zone, but another stop from Denver forced a 31-yard field goal to put the Chiefs up 12-10.

Lock then led an 11-play, 72-yard scoring drive that was capped off by a 10-yard touchdown reception by Patrick to go up 16-12 after a failed 2-point conversion attempt. Lock finished the night 15-of-28 for 151 yards, two touchdowns and two interceptions.

Kansas city received the ball with just under four minutes remaining in the quarter. Quarterback Patrick Mahomes then led a 7-play, 75-yard scoring drive to find the end zone for the first time in the game on a 20-yard touchdown pass to tight end Travis Kelce.

The score remained 19-16 until the 1:09 mark of the fourth quarter when Butker connected on a 48-yard field goal to cap off a 10-play, 55-yard drive.

Denver's last desperation attempt was halted four plays later when Lock was intercepted by safety Tyrann Mathieu to put the comeback win out of reach for good.

Denver's defense was highlighted by safeties Kareem Jackson and Justin Simmons. Jackson tallied 10 tackles (eight solo) and one pass defended on the night, and Simmons added eight tackles (5 solo) and one tackle for loss.

OFFICIALS:

Referee — Kemp, Alex (55); **Umpire** — Paganelli, Carl (124); **Down Judge** — McKenzie, Dana (8); **Line Judge** — Baynes, Rusty (59); **Field Judge** — Patterson, Rick (15); **Side Judge** — Walker, Jabir (26); **Back Judge** — Edwards, Matt (96); **Replay** — Nicholson, James

DENVER BRONCOS

OFFENSE

LT 72 G. Bolles
LG 66 D. Risner
C 79 L. Cushenberry
RG 61 G. Glasgow
RT 78 D. Dotson
TE 87 N. Fant
TE 88 N. Vannett
WR 10 J. Jeudy
QB 3 D. Lock
RB 30 P. Lindsay
WR 81 T. Patrick

DEFENSE

DE 96 S. Harris
NT 90 D. Williams
OLB 59 M. Reed
ILB 45 A. Chubb
ILB 47 J. Jewell
LCB 34 E. Bassey
LCB 21 A. Bouye
RCB 23 M. Ojemudia
SS 22 K. Jackson
FS 31 J. Simmons

BRONCOS SUBSTITUTIONS: P 6 S.Martin, K 8 B.McManus, WR 13 K.Hamler, WR 16 T.Cleveland, WR 17 D.Hamilton, CB 20 D.Dawson, RB 25 M.Gordon, RB 28 R.Freeman, S 33 A.Holder, S 37 P.Locke, ILB 43 J.Jones, LS 46 J.Boenenmoyer, ILB 53 A.Calistro, LB 54 J.Watson, DE 57 D.Walker, G/T 68 E.Wilkinson, G/C 71 A.Schlottmann, DL 73 S.Williams, T 76 C.Anderson, FB/TE 83 A.Beck, TE 84 T.Fumagalli, OLB 91 A.Chickillo, DE 93 D.Jones, OLB 97 J.Attaochu **DID NOT PLAY:** QB 4 B.Rypien, CB 41 D.Bausby **INACTIVE:** CB 26 K.Toliver, RB/FB 35 J.Cox, S 36 T.Marshall, LB 42 M.Barron, G 52 N.Muti, DL 95 M.Agim

KANSAS CITY CHIEFS

OFFENSE

WR 10 T. Hill
LT 72 E. Fisher
LG 73 N. Allegretti
C 62 A. Reiter
RG 77 A. Wylie
RT 75 M. Remmers
TE 87 T. Kelce
WR 11 D. Robinson
WR 15 S. Watkins
QB 14 P. Mahomes
RB 26 L. Bell

DEFENSE

LDE 92 T. Kpassagnon
LDT 91 D. Nnadi
RDT 95 C. Jones
RDE 55 F. Clark
LB 50 W. Gay
LB 53 A. Hitchens
LB 54 D. Wilson
LCB 35 C. Ward
RCB 21 B. Breeland
FS 49 D. Sorensen
SS 32 T. Mathieu

CHIEFS SUBSTITUTIONS: P 5 T.Townsend, K 7 H.Butker, WR 17 M.Hardman, WR 19 M.Kemp, CB 20 A.Hamilton, S 22 J.Thornhill, S 23 A.Watts, CB 27 R.Fenton, RB 31 Darr.Williams, RB 34 D.Thompson, CB 38 L.Sneed, LS 41 J.Winchester, FB 42 A.Sherman, DB 45 C.Lammons, TE 48 N.Keizer, DE 51 M.Danna, LB 56 B.Niemann, DE 57 A.Akafor, DT 64 M.Pennel, OL 79 Y.Durant, TE 82 D.Yelder, DT 98 T.Wharton **DID NOT PLAY:** CB 4 C.Henne, RB 25 C.Edwards-Hezare, G 61 S.Wisniewski, C 67 D.Kilgore **INACTIVE:** CB 29 T.Keyes, LB 47 D.Harris, T 74 M.Rankin, TE 83 R.Seals-Jones, DE 90 T.Ward, DT 99 K.Saunders

		1	2	3	4	OT	TOTAL		
VISITOR	Denver Broncos	3	7	6	0	0	16		
HOME	Kansas City Chiefs	3	6	10	3	0	22		

Team	Qtr	Clock Time	PLAY DESCRIPTION (Extra Point) (Drive Info)	SCORE
Broncos	1	3:58	B.McManus 53 yd. Field Goal (12-42, 5:50)	3 0
Chiefs	1	0:20	H.Butker 35 yd. Field Goal (7-58, 3:38)	3 3
Broncos	2	6:26	T.Patrick 5 yd. pass from D.Lock (B.McManus kick) (7-90, 4:11)	10 3
Chiefs	2	2:42	H.Butker 24 yd. Field Goal (7-69, 3:44)	10 6
Chiefs	2	0:00	H.Butker 23 yd. Field Goal (5-48, 0:28)	10 9
Chiefs	3	10:32	H.Butker 31 yd. Field Goal (10-62, 4:28)	10 12
Chiefs	3	1:06	T.Kelce 20 yd. pass from P.Mahomes (H.Butker kick) (7-75, 2:44)	16 19
Chiefs	4	1:04	H.Butker 48 yd. Field Goal (10-55, 5:03)	16 22

FIELD GOALS (made () & missed)	
B. McManus	(53) 57WL
H. Butker	(35) (24) (23) (31) (48)

FINAL INDIVIDUAL STATISTICS																			
Denver Broncos										Kansas City Chiefs									
RUSHING	ATT	YDS	AVG	LG	TD	RUSHING	ATT	YDS	AVG	LG	TD	RUSHING	ATT	YDS	AVG	LG	TD	RUSHING	ATT
M.Gordon	15	131	8.7	65	0	L.Bell	11	40	3.6	16	0	Darr.Williams	6	38	6.3	12	0	T.Hill	1
P.Lindsay	14	26	1.9	4	0													P.Mahomes	4
K.Hamler	2	13	6.5	7	0														
D.Lock	2	9	4.5	8	0														
TOTAL	33	179	5.4	65	0	TOTAL	22	134	6.1	30	0	TOTAL	22	134	6.1	30	0	TOTAL	22
PASSING	ATT	CMP	YDS	TD	LG	INT	Rtg.	PASSING	ATT	CMP	YDS	TD	LG	INT	Rtg.	PASSING	ATT	CMP	YDS
D.Lock	28	15	151	0/0	2	37	2	63.2	P.Mahomes	40	25	318	1/5	1	30	0	95.6	P.Mahomes	40
TOTAL	28	15	151	0/0	2	37	2	63.2	TOTAL	40	25	318	1/5	1	30	0	95.6	TOTAL	40
PASS RECEIVING	TAR	NO	YDS	AVG	LG	TD	PASS RECEIVING	TAR	NO	YDS	AVG	LG	TD	PASS RECEIVING	TAR	NO	YDS	AVG	LG
N.Fant	7	4	57	14.3	37	0	T.Kelce	12	8	136	17.0	28	1	T.Hill	11	6	58	9.7	30
T.Patrick	4	4	44	11.0	21	2	T.Watkins	6	4	35	8.8	17	0	S.Watkins	6	4	35	8.8	17
K.Hamler	5	2	16	8.0	8	0	D.Robinson	2	2	39	19.5	20	0	D.Robinson	2	2	39	19.5	20
N.Vannett	2	2	7	3.5	7	0	L.Bell	3	2	15	7.5	14	0	L.Bell	3	2	15	7.5	14
M.Gordon	2	1	11	11.0	11	0	M.Hardman	3	1	15	15.0	15	0	M.Hardman	3	1	15	15.0	15
T.Cleveland	1	1	11	11.0	11	0	N.Kelzer	1	1	15	15.0	15	0	N.Kelzer	1	1	15	15.0	15
J.Jeudy	4	1	5	5.0	5	0	Darr.Williams	2	1	5	5.0	5	0	Darr.Williams	2	1	5	5.0	5
T.Fumagalli	1	0	0	0.0	0	0													
P.Lindsay	1	0	0	0.0	0	0													
TOTAL	27	15	151	10.1	37	2	TOTAL	40	25	318	12.7	30	1	TOTAL	40	25	318	12.7	30
INTERCEPTIONS	NO	YDS	AVG	LG	TD	INTERCEPTIONS	NO	YDS	AVG	LG	TD	INTERCEPTIONS	NO	YDS	AVG	LG	TD	INTERCEPTIONS	NO
TOTAL	0	0	0.0	0	0	T.Mathieu	2	0	0.0	0	0	T.Mathieu	2	0	0.0	0	0	T.Mathieu	2
PUNTING	NO	YDS	AVG	NET	TB	IN20	LG	PUNTING	NO	YDS	AVG	NET	TB	IN20	LG	PUNTING	NO	YDS	AVG
S.Martin	3	115	38.3	36.7	0	1	40	T.Townsend	3	112	37.3	38.0	0	2	43	T.Townsend	3	112	37.3
TOTAL	3	115	38.3	36.7	0	1	40	TOTAL	3	112	37.3	38.0	0	2	43	TOTAL	3	112	37.3
PUNT RETURNS	NO	YDS	AVG	FC	LG	TD	PUNT RETURNS	NO	YDS	AVG	FC	LG	TD	PUNT RETURNS	NO	YDS	AVG	FC	LG
K.Hamler	1	-2	-2.0	2	-2	0	M.Hardman	1	5	5.0	1	5	0	T.Hill	0	0	0.0	1	0
TOTAL	1	-2	-2.0	2	-2	0	TOTAL	1	5	5.0	2	0	0	TOTAL	1	5	5.0	2	0
KICKOFF RETURNS	NO	YDS	AVG	FC	LG	TD	KICKOFF RETURNS	NO	YDS	AVG	FC	LG	TD	KICKOFF RETURNS	NO	YDS	AVG	FC	LG
T.Cleveland	3	77	25.7	0	31	0	[TOUCHBACK]	4	0	0.0	0	0	0	[TOUCHBACK]	4	0	0.0	0	0
[TOUCHBACK]	3	0	0.0	0	0	0	TOTAL	0	0	0.0	0	0	0	TOTAL	0	0	0.0	0	0
TOTAL	3	77	25.7	0	31	0	TOTAL	0	0	0.0	0	0	0	TOTAL	0	0	0.0	0	0
Denver Broncos	Own	Opp.	Out	Denver Broncos	Own	Opp.	Out	Kansas City Chiefs	Own	Opp.	Out	Kansas City Chiefs	Own	Opp.	Out	Kansas City Chiefs	Own	Opp.	Out
FUMBLES	Fum	Lost	Rec.	Yds	TD	FF	Rec.	Yds	TD	Bnds	Fumbles	Fum	Lost	Rec.	Yds	TD	FF	Rec.	Yds
TOTAL	0	0	0	0	0	0	0	0	0	0	TOTAL	0	0	0	0	0	0	0	0

FINAL TEAM STATISTICS									
	BRONCOS		CHIEFS			BRONCOS		CHIEFS	
TOTAL FIRST DOWNS	19	25			FGs - PATs Had Blocked	0-0	0-0		
By Rushing	7	6			Net Punting Average	36.7	38.0		
By Passing	10	18			TOTAL RETURN YARDAGE (Not Including Kickoffs)	-2	5		
By Penalty	2	1			No. and Yards Punt Returns	1-2	1-5		
THIRD DOWN EFFICIENCY	7-13-53.8%	3-10-30.0%			No. and Yards Kickoff Returns	3-77	0-0		
FOURTH DOWN EFFICIENCY	0-1-0.0%	0-0-0.0%			No. and Yards Interception Returns	0-0	2-0		
TOTAL NET YARDS	330	447			PENALTIES Number and Yards	4-31	5-44		
Total Offensive Plays (inc. times thrown passing)	61	63			FUMBLES Number and Lost	0-0	0-0		
Average gain per offensive play	5.4	7.1			TOUCHDOWNS	2	1		
NET YARDS RUSHING	179	134			Rushing	0	0		
Total Rushing Plays	33	22			Passing	2	1		
Average gain per rushing play	5.4	6.1			EXTRA POINTS Made-Attempts	1-2	1-1		
Tackles for a loss-number and yards	1-1	1-3			Kicking Made-Attempts	1-1	1-1		
NET YARDS PASSING	151	313			Passing Made-Attempts	0-1	0-0		
Times thrown - yards lost attempting to pass	0-0	1-5			FIELD GOALS Made-Attempts	1-2	5-5		
Gross yards passing	151	318			RED ZONE EFFICIENCY	2-2-100%	0-4-0%		
PASS ATTEMPTS-COMPLETIONS-HAD INTERCEPTED	28-15-2	40-25-0			GOAL TO GO EFFICIENCY	2-2-100%	0-3-0%		
Avg gain per pass play (inc.# thrown passing)	5.4	7.6			SAFETIES	16	22		
KICKOFFS Number-In End Zone-Touchbacks	4-4-4	6-4-3			FINAL SCORE	16	20		
PUNTS Number and Average	3-38.3	3-37.3			TIME OF POSSESSION	30:31	29:29		
Had Blocked	0	0							

BRONCOS DEFENSIVE STATISTICS																			
(Press Box Totals)																			
PLAYER	UT	A	TT	S-YDS	I	PD	FF	FR	PLAYER	UT	A	TT	S-YDS	I	PD	FF	FR	PLAYER	UT
K. Jackson	8	2	10	0-0	0-0	1	0	0	S. Harris	2	0	2	0-0	0-0	2	0	0	D. Jones	2
J. Simmons	5	3	8	0-0	0-0	0	0	0											
M. Ojemudia	6	1	7	0-0	0-0	0	0	0	M. Reed	2	0	2	0-0	0-0	0	0	0	B. Chubb	1
J. Jewell	6	1	7	0-0	0-0	0	0	0											
J. Jewell	2	5	7	0-0	0-0	0	0	0	D. Walker	0	2	2	0-0	0-0	0	0	0	D. Walker	0
A. Johnson	1	5	6	0-0	0-0	0	0	0	J. Attaochu	1	0	1	1-5	0-0	0	0	0	J. Attaochu	1
A. Bouye	3	1	4	0-0	0-0	2	0	0	D. Dawson	0	1	1	0-0	0-0	0	0	0	D. Dawson	0
D. Williams	2	2	4	0-0	0-0	1	0	0	Team Totals	35	23	58	1-5	0-0	6	0	0	Team Totals	35



Broncos 32, Panthers 27

Sunday, Dec. 13, 2020 • 1:04 p.m. EST • Bank of America Stadium • Charlotte, N.C.

WEATHER: Partly Cloudy, 70°, Wind SW 7 mph • TIME: 3:03 • ATTENDANCE: 5,768

The Broncos put together their highest scoring performance of the season on the road against the Carolina Panthers in a 32-27 victory.

The Denver offense was led by quarterback Drew Lock, who put together a career performance where he was 21-of-27 for 280 yards and four touchdowns (149.5 rtg.).

The Broncos scored first after going three-and-out to start the game. On fourth-and-4, the Panthers punted to wide receiver Diontae Spencer who sprinted 83 yards downfield to earn the first touchdown of his career. A missed extra point attempt put the Broncos up 6-0.

Halfway through the second quarter the Panthers found the end zone when they capitalized on a fumble from Lock. Defensive end Efe Obada returned the fumble 54 yards to Denver's 3-yard line and two plays later running back Mike Davis punched in a 3-yard touchdown run.

The Broncos quickly responded with a 12-play, 75-yard scoring drive that was set up by a 31 yard reception by rookie wide receiver Jerry Jeudy. Lock then found tight end Nick Vannett for the 2-yard score to put Denver up 13-7 going into halftime.

The Broncos forced a three-and-out to start the second half. On their next drive, Lock found rookie wide receiver KJ Hamler for a 37-yard touchdown pass to make it 19-7 after another missed extra point attempt. Hamler finished the day with a career high 86 yards and two touchdowns on two receptions.

A 35-yard field goal from Panthers kicker Joey Slye made it 19-10 with just under 7 minutes left in the quarter. The Broncos responded with another scoring drive ending with a 2-yard touchdown pass from Lock to wide receiver Tim Patrick. A failed 2-point attempt put Denver up 25-10.

The Broncos carried their lead into the fourth quarter, but the Panthers brought it within 8 points after a 7-yard touchdown run from quarterback Teddy Bridgewater. Carolina then forced a three-and-out and capitalized on a 10-play, 74-yard scoring drive with a 26-yard field goal.

Denver got the ball back with 5:12 left in the game and wasted no time finding the end zone again when Lock connected with Hamler for a 49-yard touchdown to put the Broncos up 32-20.

Carolina refused to quit, and they answered with a 4-play, 75-yard scoring drive where Davis rushed for a 10-yard touchdown to make it 32-27.

After an offensive three-and-out, the Broncos defense held strong and forced a turnover-on-downs with just under two minutes left in the game allowing the Denver offense to run out the clock.

Safeties Kareem Jackson and Justin Simmons finished the game with seven solo tackles each. Safety Will Parks also added six solo tackles and one sack on the day.

OFFICIALS:

Referee — Hochuli, Shawn (83); **Umpire** — Fowler, Ruben (71); **Down Judge** — Thomas, Sarah (53); **Line Judge** — Johnson, Carl (101); **Field Judge** — Hill, Tom (97); **Side Judge** — Pender, Dominique (114); **Back Judge** — Martinez, Rich (39); **Replay** — Matoren, Brian

DENVER BRONCOS

OFFENSE

LT 76 C. Anderson
LG 66 D. Risner
C 79 L. Cushenberry
RG 52 N. Muti
RT 68 E. Wilkinson
TE 87 N. Fant
TE 88 N. Vannett
WR 10 J. Jeudy
QB 3 D. Lock
RB 25 M. Gordon
WR 81 T. Patrick

DEFENSE

DE 96 S. Harris
LB 60 D. Williams
SLB 59 M. Reed
WLB 55 B. Chubb
ILB 45 A. Johnson
ILB 47 J. Jewell
CB 20 D. Dawson
CB 41 D. Bausby
RCB 23 M. Ojemudia
SS 22 K. Jackson
FS 31 J. Simmons

BRONCOS SUBSTITUTIONS: P 6 S.Martin, K 8 B.McManus, WR 11 D.Spencer, WR 13 B.Hamler, WR 17 D.Hamilton, CB 26 K.Toliver, S 27 W.Parks, RB 28 R.Freeman, RB 30 P.Lindsay, S 33 A.Holder, S 37 P.Locke, ILB 43 J.Jones, LS 46 J.Bobenmoyer, LB 48 D.Tuszka, ILB 53 A.Calistro, LB 54 J.Watson, DE 57 D.Walker, G/C 71 A.Schlottmann, FB/TE 83 A.Beck, TE 84 T.Fumagalli, DE 93 D.Jones, DL 95 M.Agim, OLB 97 J.Attachu **DID NOT PLAY:** QB 4 B.Rypien, DL 78 D.Dotson **INACTIVE:** WR 16 T.Cleveland, S 36 T.Marshall, DL 62 M.Barron, G 61 G.Glasgow, T 72 G.Bolles, DL 73 S.Williams, OLB 91 A.Chickillo

CAROLINA PANTHERS

OFFENSE

WR 11 R. Anderson
LT 76 R. Okung
LG 64 C. Reed
C 61 M. Paradis
RG 67 J. Miller
RT 72 T. Moton
TE 82 C. Manhertz
WR 16 B. Zylstra
QB 5 T. Bridgewater
WR 14 P. Cooper
RB 28 M. Davis

DEFENSE

DE 53 B. Burns
DT 93 B. Roy
DT 94 E. Obada
DE Y. Gross-Matos
CB 25 T. Pride
MIKE 56 J. Carter
SAM 21 J. Chinn
CB 26 D. Jackson
SS 31 J. Burris
FS 31 J. Burris
LB 52 T. Whitehead

PANTHERS SUBSTITUTIONS: P 3 J.Charlton, K 4 J.Slye, WR 10 C.Samuel, WR 19 M.Michel, CB 23 S.ThomasOliver, DB 24 R.Douglas, CB 29 C.Elder, DB 30 N.Jamerson, RB 35 R.Smith, RB 36 T.Cannon, DB 38 M.Hartfield, FB 40 A.Armah, S 42 S.Franklin, LS 44 J.Jansen, LB 50 J.Stanford, LB 52 T.Whitehead, LB 54 S.Thompson, LB 57 A.Taylor, C 69 T.Larsen, T 73 T.Scott, T 75 M.Schofield, DT 78 W.Hampton, TE 80 I.Thomas, TE 86 C.Thompson, DT 95 D.Brown, DE 96 A.Larkin **DID NOT PLAY:** QB 6 P.Walker **INACTIVE:** QB 7 W.Grier, RB 22 C.McCaffrey, S 27 K.Robinson, G 65 D.Daley, T 74 G.Little, DT 91 M.Panasuk, DE 98 M.Haynes

		1	2	3	4	OT	TOTAL	FIELD GOALS (made () & missed)	
VISITOR	Denver Broncos	6	7	12	7	0	32	J. Slye (35) (26)	
HOME	Carolina Panthers	0	7	3	17	0	27		
Team	Qtr	Clock Time	PLAY DESCRIPTION (Extra Point) (Drive Info)				SCORE		
Broncos	1	10:18	D.Spencer 83 yd. punt return (kick failed, hlu)				6	0	
Panthers	2	6:15	M.Davis 3 yd. run (J.Slye kick) (2-3, 0:07)				6	7	
Broncos	2	1:33	N.Vannett 2 yd. pass from D.Lock (B.McManus kick) (12-75, 4:42)				13	7	
Broncos	3	11:04	K.Hamler 37 yd. pass from D.Lock (kick failed, wl) (4-63, 2:07)				19	7	
Panthers	3	6:53	J.Slye 35 yd. Field Goal (11-58, 4:11)				19	10	
Broncos	3	3:35	T.Patrick 2 yd. pass from D.Lock (pass failed) (7-75, 3:18)				25	10	
Panthers	4	13:31	T.Bridgewater 7 yd. run (J.Slye kick) (9-75, 5:04)				25	17	
Panthers	4	5:12	J.Slye 26 yd. Field Goal (10-74, 5:03)				25	20	
Broncos	4	3:54	K.Hamler 49 yd. pass from D.Lock (B.McManus kick) (3-75, 1:18)				32	20	
Panthers	4	3:26	M.Davis 10 yd. run (J.Slye kick) (4-75, 0:28)				32	27	

FINAL INDIVIDUAL STATISTICS																									
Denver Broncos											Carolina Panthers														
RUSHING	ATT	YDS	AVG	LG	TD							RUSHING	ATT	YDS	AVG	LG	TD								
M.Gordon	13	68	5.2	15	0							M.Davis	11	51	4.6	10	2								
P.Lindsay	11	24	2.2	9	0							T.Bridgewater	3	31	10.3	14	1								
D.Lock	6	4	0.7	6	0							C.Samuel	2	22	11.0	12	0								
												R.Anderson	2	13	6.5	11	0								
												R.Smith	2	10	5.0	6	0								
												T.Cannon	1	-2	-2.0	-2	0								
TOTAL	30	96	3.2	15	0							TOTAL	21	125	6.0	14	3								
PASSING	ATT	CMP	YDS	TKD/ YD	TD	LG	IN	Rtg.				PASSING	ATT	CMP	YDS	TKD/ YD	TD	LG	IN	Rtg.					
D.Lock	27	21	280	1/11	4	49	0	149.5				T.Bridgewater	40	30	283	4/38	0	32	0	94.1					
TOTAL	27	21	280	1/11	4	49	0	149.5				TOTAL	40	30	283	4/38	0	32	0	94.1					
PASS RECEIVING	TAR	NO	YDS	AVG	LG	TD						PASS RECEIVING	TAR	NO	YDS	AVG	LG	TD							
T.Fumagalli	5	4	53	13.3	29	0						R.Anderson	12	8	84	10.5	23	0							
N.Vannett	4	4	20	5.0	8	1						C.Samuel	9	7	68	9.7	19	0							
T.Patrick	5	3	36	12.0	32	1						M.Davis	6	5	42	8.4	20	0							
M.Gordon	3	3	23	7.7	20	0						P.Cooper	3	3	52	17.3	32	0							
K.Hamler	3	2	86	43.0	49	2						I.Thomas	4	3	20	6.7	8	0							
J.Jeudy	4	2	42	21.0	31	0						R.Smith	2	2	14	7.0	9	0							
P.Lindsay	2	2	7	3.5	4	0						B.Zylstra	2	1	3	3.0	3	0							
D.Hamilton	1	1	13	13.0	13	0						A.Armah	1	1	0	0.0	0	0							
TOTAL	27	21	280	13.3	49	4						TOTAL	39	30	283	9.4	32	0							
INTERCEPTIONS	NO		YDS	AVG	LG	TD						INTERCEPTIONS	NO		YDS	AVG	LG	TD							
TOTAL	0		0	0.0	0	0						TOTAL	0		0	0.0	0	0							
PUNTING	NO	YDS	AVG	NET	TB	IN20	LG					PUNTING	NO	YDS	AVG	NET	TB	IN20	LG						
S.Martin	4	177	44.3	44.3	0	2	58					J.Charlton	4	174	43.5	22.8	0	2	56						
Total	4	177	44.3	44.3	0	2	58					Total	4	174	43.5	22.8	0	2	56						
PUNT RETURNS	NO		YDS	AVG	FC	LG	TD						PUNT RETURNS	NO		YDS	AVG	FC	LG	TD					
D.Spencer	1		83	83.0	3	83	1						P.Cooper	2		0	0.0	0	0	0					
													[OUT OF BOUNDS]	2		0	0.0	0	0	0					
TOTAL	1		83	83.0	3	83	1						TOTAL	2		0	0.0	0	0	0					
KICKOFF RETURNS	NO		YDS	AVG	FC	LG	TD						KICKOFF RETURNS	NO		YDS	AVG	FC	LG	TD					
D.Spencer	1		5	5.0	0	5	0						T.Cannon	1		16	16.0	0	16	0					
[TOUCHBACK]	5		0	0.0	0	0	0						[TOUCHBACK]	5		0	0.0	0	0	0					
TOTAL	1		5	5.0	0	5	0						TOTAL	1		16	16.0	0	16	0					
Denver Broncos	Own		Yds		TD	FF	Rec.	Yds	TD	Out	Carolina Panthers	Own		Yds		TD	FF	Rec.	Yds	TD	Out				
FUMBLES	Fum	Lost	1	1	-4	0	0	0	0	0	FUMBLES	Fum	Lost	0	0	0	0	1	0	0	0				
D.Lock	2	1	1	1	-4	0	0	0	0	0	J.Chinn	0	0	0	0	0	0	1	0	0	0				
											E.Obada	0	0	0	0	0	0	1	54	0	0				
TOTAL	2	1	1	1	-4	0	0	0	0	0	TOTAL	1	1	0	0	0	1	1	54	0	0				

FINAL TEAM STATISTICS									
	BRONCOS		PANTHERS			BRONCOS		PANTHERS	
TOTAL FIRST DOWNS	23	22			Fbs - PATs Had Blocked	0-0	0-0		
By Rushing	7	8			Net Punting Average	44.3	22.8		
By Passing	13	13			TOTAL RETURN YARDAGE (Not Including Kickoffs)	83	0		
By Penalty	3	1			No. and Yards Punt Returns	1-83	2-0		
THIRD DOWN EFFICIENCY	3-8-37.5%	6-14-42.9%			No. and Yards Kickoff Returns	1-5	1-16		
FOURTH DOWN EFFICIENCY	0-0-0.0%	0-1-0.0%			No. and Yards Interception Returns	0-0	0-0		
TOTAL NET YARDS	365	370			PENALTIES Number and Yards	2-18	7-48		
Total Offensive Plays (inc. times thrown passing)	58	65			FUMBLES Number and Lost	2-1	0-0		
Average gain per offensive play	6.3	5.7			TOUCHDOWNS	5	3		
NET YARDS RUSHING	96	125			Rushing	5	3		
Total Rushing Plays	30	21			Passing	0	3		
Average gain per rushing play	3.2	6.0			Punt Returns	1	0		
Tackles for a loss-number and yards	3-6	1-2			EXTRA POINTS Made-Attempts	2-5	3-3		
NET YARDS PASSING	269	245			Kicking Made-Attempts	2-4	3-3		
Times thrown - yards lost attempting to pass	1-11	4-38			Fielding Made-Attempts	0-1	0-0		
Gross yards passing	280	283			FIELD GOALS Made-Attempts	0-0	2-2		
PASS ATTEMPTS-COMPLETIONS-HAD INTERCEPTED	27-21-0	40-30-0			RED ZONE EFFICIENCY	2-2-100%	3-5-60%		
Avg gain per pass play (inc.# thrown passing)	9.6	5.6			GOAL TO GO EFFICIENCY	2-2-100%	2-3-67%		
KICKOFFS Number-In End Zone-Touchbacks	6-6-5	6-5-5			SAFETIES	0	0		
PUNTS Number and Average	4-44.3	4-43.5			FINAL SCORE	32	27		
Had Blocked	0	0			TIME OF POSSESSION	29:32	30:28		

BRONCOS DEFENSIVE STATISTICS																	
(Press Box Totals)																	
PLAYER	UT	A	TT	S-YDS	I	PD	FF	FR	PLAYER	UT	A	TT	S-YDS	I	PD	FF	FR
K. Jackson	7	0	7	0-0	0-0	0	0	0	B. Chubb	2	1	3	0-0	0-0	0	0	0
J. Simmons	7	0	7	0-0	0-0	0	0	0	D. Dawson	0	2	2	0-0	0-0	0	0	0
W. Parks	6	0	6	1-16	0-0	0	0	0	M. Reed	0	2	2	0-0	0-0	0	0	0
J. Jewell	3	3	6	0-0	0-0	0	0	0	D. Jones	1	0	1	1-6	0-0	1	0	0
M. Ojemudia	5	0	5	0-0	0-0	1	0	0	D. Walker	1	0	1	1-8	0-0	0	0	0
D. Baustby	5	0	5	0-0	0-0	1	0	0	S. Harris	1	0	1	0-0	0-0	0	0	0
A. Johnson	4	1	5	0-0	0-0	0	0	0	D. Williams	0	1	1	0-0	0-0	0	0	0
J. Attaochu	3	0	3	1-8	0-0	0	0	0	Team Totals	46	10	56	4-38	0-0	3	0	0



Bills 48, Broncos 19

Sunday, Dec. 19, 2020 • 2:30 p.m. MST • Empower Field at Mile High • Denver

WEATHER: Mostly Sunny, 47°, Wind W 24 mph • TIME: 3:20 • ATTENDANCE: 0

Denver fell to the Buffalo Bills 48-19 at Empower Field at Mile High.

The Broncos started the game with a missed 51-yard field goal from kicker Taylor Russellino, who was filling in for Brandon McManus due to McManus being placed on the COVID/Reserve list.

On the Bill first drive, quarterback Josh Allen was intercepted by cornerback De'Vante Bausby, but the play was overturned by a penalty. Allen then found tight end Dawson Knox for a 9-yard touchdown to cap off a 13-play, 59-yard drive.

Buffalo found the end zone again after a Broncos three-and-out when Allen scrambled for a 24-yard touchdown run to go up 14-0.

The Bills forced another three-and-out, but Denver capitalized on a muffed punt by wide receiver Andre Roberts and long snapper Jacob Bobenmoyer recovered the ball at the 35-yard line. Running back Melvin Gordon III then rushed for a 10-yard touchdown to finish off the 6-play, 35-yard scoring drive.

Both teams traded three-and-outs before Buffalo found the end zone again. Allen connected with wide receiver Jake Kumerow on a 22-yard touchdown pass to extend the lead 21-7 with just under 2 minutes remaining in the half.

Denver responded by driving 75 yards in 9 plays where quarterback Drew Lock found tight end Noah Fant for a 6-yard touchdown. A missed extra point attempt from Russellino made the score 21-13.

Lock finished the day 20-of-32 for 132 yards and one touchdown, also adding 37 rushing yards on five carries. Fant was the Broncos leading receiver with eight catches for 68 yards and a touchdown.

Following a 53 yard kickoff return to open the third quarter, Josh Allen scrambled for a 1-yard touchdown run to go up 28-13. On Denver's first offensive play of the half, Lock was strip sacked by linebacker Tahir Whitehead. The fumble was recovered by defensive end Jerry Hughes, who returned it 21 yards for the touchdown.

The Bills forced another three-and-out before driving into the red zone. Denver's defense then held strong and forced a turnover-on-downs on their own 4-yard line. The Broncos punted again after failing to gain any yardage, and Buffalo drove 49 yards in 10 plays to connect on a 27-yard field goal from kicker Tyler Bass with just under a minute remaining in the quarter.

Buffalo went on to force another three-and-out, and finished off a 12-play, 86-yard scoring drive with another 27-yard field goal from Bass to go up 41-13.

The Broncos then drove 75 yards downfield where they found the end zone after an 8-yard run from running back Gordon III. Gordon III finished the game with 11 carries for 61 yards and two touchdowns.

Following a missed extra point attempt, the Bills received the ball up 41-19 with just under 2 minutes left in the game. On their first play of the drive, running back Devin Singletary broke off a 51-yard touchdown run to put the finishing touches on the game.

OFFICIALS:

Referee — Blakeman, Clete (34); Umpire — Bryan, Fred (11); Down Judge — Hittner, Mark (28); Line Judge — Stephan, Tom (68); Field Judge — Blubaugh, Joe (57); Side Judge — Banks, Michael (72); Back Judge — Helverson, Scott (93); Replay — Chase, Mike

DENVER BRONCOS

OFFENSE

LT 72 G. Bolles
LG 66 D. Risner
C 79 L. Cushenberry
RG 61 G. Glasgow
RT 68 E. Wilkinson
TE 87 N. Fant
TE 88 N. Vannett
WR 10 J. Jeudy
QB 3 D. Lock
RB 30 P. Lindsay
WR 81 T. Patrick

DEFENSE

DE 96 S. Harris
LB 66 D. Risner
DE 93 D. Jones
ILB 45 A. Johnson
ILB 47 J. Jewell
WLB 55 B. Chubb
SLB 59 M. Reed
LCB 41 D. Bausby
RCB 23 M. Ojemudia
SS 22 K. Jackson
FS 31 J. Simmons

BRONCOS SUBSTITUTIONS: K 1 T. Russellino, P 6 S. Martin, WR 11 D. Spencer, WR 13 K. Hamler, WR 17 D. Hamilton, RB 25 M. Gordon, S 27 W. Parks, RB 28 R. Freeman, S 33 A. Holder, S 36 T. Marshall, S 37 P. Locke, ILB 43 J. Jones, LS 46 J. Bobenmoyer, LB 48 D. Tuszka, CB 49 N. Hairston, ILB 53 A. Calitro, LB 54 J. Watson, DE 57 D. Walker, G/C 71 A. Schlottmann, T 76 C. Anderson, FB/TE 83 A. Beck, TE 84 T. Fumagalli, DL 95 M. Agim, OLB 97 J. Attacchu **DID NOT PLAY:** QB 4 B. Rypien, G 52 N. Maki **INACTIVE:** QB 9 J. Driskel, WR 16 T. Cleveland, DB 42 M. Barron, DL 73 S. Williams, T 78 D. Dotson, OLB 91 A. Chickillo

BUFFALO BILLS

OFFENSE

WR 26 D. Singletary
LT 73 D. Dawkins
LG 65 I. Boettger
C 60 M. Morse
RG 76 J. Feliciano
RT 75 D. Williams
TE 88 D. Knox
WR 14 S. Diggs
WR 13 G. Davis
QB 17 J. Allen
WR 11 C. Beasley

DEFENSE

LDE 55 J. Hughes
RDE 97 M. Addison
MLB 49 Tr. Emunds
WLB 54 A. Klein
LCB 27 T. White
RCB 24 T. Johnson
LDT 94 V. Butler
RDT 91 E. Oliver
RCB 39 L. Wallace
SS 21 J. Poyer
FS 23 M. Hyde

BILLS SUBSTITUTIONS: K 2 T. Bass, QB 5 M. Barkley, P 9 C. Bojorquez, WR 18 A. Roberts, WR 19 I. McKenzie, RB 20 Z. Moss, RB 25 T. Jones, CB 29 J. Norman, S 31 D. Marlowe, S 33 S. Neal, LB 44 T. Matakovich, LB 53 T. Dodson, DE 57 A. Epenesa, LB 58 M. Milano, LB 59 A. Smith, DT 61 J. Zimmer, G 66 B. Winters, LS 69 R. Ferguson, OL 71 R. Bates, T 77 T. Nsekhe, TE 85 L. Smith, TE 86 R. Gilliam, WR 87 J. Kumerow, DL 90 Q. Jefferson, DE 92 Da. Johnson, DT 99 H. Phillips **INACTIVE:** QB 10 J. Fromm, RB 22 T. Yeldon, S 46 J. Johnson, C 78 J. Harrison, TE 81 T. Kroft, DE 93 T. Murphy

		1	2	3	4	OT	TOTAL	FIELD GOALS (made () & missed)		
VISITOR	Buffalo Bills	7	14	17	10	0	48	T. Bass (27) (27)		
HOME	Denver Broncos	0	13	0	6	0	19	T. Russellino 51WR		

Team	Qtr	Clock Time	PLAY DESCRIPTION (Extra Point) (Drive Info)	SCORE Visitor	Home
Bills	1	4:05	D. Knox 9 yd. pass from J. Allen (T. Bass kick) (13-59, 6:05)	7	0
Bills	2	10:30	J. Allen 24 yd. run (T. Bass kick) (11-95, 5:09)	14	0
Broncos	2	6:28	M. Gordon 10 yd. run (T. Russellino kick) (6-35, 3:01)	14	7
Bills	2	1:49	J. Kumerow 22 yd. pass from J. Allen (T. Bass kick) (5-59, 2:26)	21	7
Broncos	2	0:05	N. Fant 6 yd. pass from D. Lock (kick failed, wr) (9-75, 1:44)	21	13
Bills	3	10:58	J. Allen 1 yd. run (T. Bass kick) (7-43, 4:02)	28	13
Bills	3	10:41	J. Hughes 21 yd. fumble return (T. Bass kick)	35	13
Bills	3	0:44	T. Bass 27 yd. Field Goal (10-49, 4:48)	38	13
Bills	4	5:46	T. Bass 27 yd. Field Goal (12-86, 7:46)	41	13
Broncos	4	1:52	M. Gordon 8 yd. run (kick failed, wr) (12-75, 3:54)	41	19
Bills	4	1:40	D. Singletary 51 yd. run (T. Bass kick) (1-51, 0:12)	48	19

FINAL INDIVIDUAL STATISTICS																						
Denver Broncos										Buffalo Bills												
RUSHING	ATT	YDS	AVG	LG	TD					RUSHING	ATT	YDS	AVG	LG	TD							
M.Gordon	11	61	5.5	14	2					Z.Moss	13	81	6.2	26	0							
P.Lindsay	11	38	3.5	10	0					D.Singleterary	8	68	8.5	51	1							
D.Lock	5	37	7.4	14	0					J.Allen	3	33	11.0	24	2							
R.Freeman	1	4	4.0	4	0																	
TOTAL	28	140	5.0	14	2	TOTAL				24	182	7.6	51	3								
PASSING	ATT	CMP	YDS	TKD/ YD	TD	LG	IN	Rtg.					PASSING	ATT	CMP	YDS	TKD/ YD	TD	LG	IN	Rtg.	
D.Lock	32	20	132	3/17	1	19	0	81.8					J.Allen	40	28	359	1/7	2	55	0	114.5	
TOTAL	32	20	132	3/17	1	19	0	81.8	TOTAL				40	28	359	1/7	2	55	0	114.5		
PASS RECEIVING	TAR	NO	YDS	AVG	LG	TD					PASS RECEIVING	TAR	NO	YDS	AVG	LG	TD					
N.Fant	11	8	68	8.5	16	1					S.Diggs	13	11	147	13.4	55	0					
M.Gordon	4	4	20	5.0	9	0					C.Beasley	10	8	112	14.0	27	0					
T.Patrick	4	3	14	4.7	10	0					D.Singleterary	3	3	16	5.3	8	0					
P.Lindsay	3	3	7	2.3	8	0					D.Knox	4	2	36	18.0	27	1					
J.Jeudy	5	1	19	19.0	19	0					G.Davis	5	2	18	9.0	11	0					
K.Hamler	4	1	4	4.0	4	0					J.Kumerow	1	1	22	22.0	22	1					
N.Vannett	1	0	0	0.0	0	0					I.McKenzie	1	1	8	8.0	8	0					
										L.Smith	1	0	0	0.0	0	0						
TOTAL	32	20	132	6.6	19	1	TOTAL				38	28	359	12.8	55	2						
INTERCEPTIONS	NO	YDS	AVG	LG	TD					INTERCEPTIONS	NO	YDS	AVG	LG	TD							
TOTAL	0	0	0.0	0	0	TOTAL				0	0	0.0	0	0	0							
PUNTING	NO	YDS	AVG	NET	TB	IN20	LG			PUNTING	NO	YDS	AVG	NET	TB	IN20	LG					
S.Martin	6	291	48.5	47.3	0	2	56			C.Bojorquez	1	63	63.0	63.0	0	1	63					
TOTAL	6	291	48.5	47.3	0	2	56	TOTAL		1	63	63.0	63.0	0	1	63						
PUNT RETURNS	NO	YDS	AVG	FC	LG	TD					PUNT RETURNS	NO	YDS	AVG	FC	LG	TD					
D.Spencer	1	0	0.0	0	0	0					A.Roberts	3	7	2.3	0	7	0					
										M.Hyde	1	0	0.0	0	0	0						
										[DOWNED]	1	0	0.0	0	0	0						
										[OUT OF BOUNDS]	1	0	0.0	0	0	0						
TOTAL	1	0	0.0	0	0	0	TOTAL				4	7	1.8	0	7	0						
KICKOFF RETURNS	NO	YDS	AVG	FC	LG	TD					KICKOFF RETURNS	NO	YDS	AVG	FC	LG	TD					
[TOUCHBACK]	9	0	0.0	0	0	0					A.Roberts	3	102	34.0	0	53	0					
TOTAL	0	0	0.0	0	0	0	TOTAL				3	102	34.0	0	53	0						
Denver Broncos										Buffalo Bills												
FUMBLES	Fum	Lost	Own Rec.	Yds	TD	FF	Rec.	Yds	TD	Bnds	FUMBLES	Fum	Lost	Own Rec.	Yds	TD	FF	Rec.	Yds	TD	Bnds	
D.Spencer	1	0	1	0	0	0	0	0	0	0	J.Allen	1	0	1	0	0	0	0	0	0	0	
D.Lock	1	1	0	0	0	0	0	0	0	0	A.Roberts	1	1	0	0	0	0	0	0	0	0	
J.Attachu	0	0	0	0	0	1	0	0	0	0	T.White	0	0	0	0	0	1	0	0	0	0	
J.Bohenmoyer	0	0	0	0	0	0	1	0	0	0	J.Hughes	0	0	0	0	0	0	1	21	1	0	
TOTAL	2	1	1	0	0	1	1	0	0	0	TOTAL	2	1	1	0	0	1	1	21	1	0	

FINAL TEAM STATISTICS													
BRONCOS					BILLS								
TOTAL FIRST DOWNS					19	29	FGs - PATs Had Blocked					0-0	0-0
By Rushing					8	6	Net Punting Average					47.3	63.0
By Passing					10	19	TOTAL RETURN YARDAGE (Not Including Kickoffs)					0	7
By Penalty					1	4	No. and Yards Punt Returns					1-0	4-7
THIRD DOWN EFFICIENCY					6-14-43%	9-13-69%	No. and Yards Kickoff Returns					0-0	3-102
FOURTH DOWN EFFICIENCY					0-0-0%	0-1-0%	No. and Yards Interception Returns					0-0	0-0
TOTAL NET YARDS					255	534	PENALTIES Number and Yards					7-33	8-75
Total Offensive Plays (inc. times thrown passing)					63	65	FUMBLES Number and Lost					2-1	2-1
Average gain per offensive play					4.0	8.2	TOUCHDOWNS					3	3
NET YARDS RUSHING					140	182	Rushing					2	3
Total Rushing Plays					28	24	Passing					1	2
Average gain per rushing play					5.0	7.6	Fumbles					0	1
Tackles for a loss-number and yards					0-0	0-0	EXTRA POINTS Made-Attempts					1-3	6-6
NET YARDS PASSING					115	352	Kicking Made-Attempts					1-3	6-6
Times thrown - yards lost attempting to pass					3-17	1-7	FIELD GOALS Made-Attempts					0-1	2-2
Gross yards passing					132	359	RED ZONE EFFICIENCY					3-3-100%	3-6-50%
PASS ATTEMPTS-COMPLETIONS-HAD INTERCEPTED					32-20-0	40-28-0	GOAL-TO-GO EFFICIENCY					1-1-100%	3-4-75%
Avg gain per pass play (inc.# thrown passing)					3.3	8.6	SAFETIES					0	0
KICKOFFS Number-In End Zone-Touchbacks					4-1-0	9-9-9	FINAL SCORE					19	48
PUNTS Number and Average					6-48.5	1-63.0	TIME OF POSSESSION					26:10	33:50
Had Blocked					0	0							



Chargers 19, Broncos 16

Sunday, Dec. 27, 2020 • 1:05 p.m. PST • SoFi Stadium • Inglewood, Calif.

WEATHER: Partly Cloudy, 61°, Wind SW 2 mph • TIME: 3:00 • ATTENDANCE: 0

In their first visit to So-Fi stadium in Los Angeles, the Broncos dropped a hard-fought game to the Chargers 19-16.

After a 53-yard kickoff return to start the game, the Chargers jumped out to a 3-0 lead after a 37-yard field goal from kicker Michael Badgley.

After starting with the ball at their own 13-yard line, Denver drove the length of the field into the red zone. On third-and-6, quarterback Drew Lock was intercepted in the end zone by Los Angeles cornerback Casey Hayward Jr.

The Broncos defense used the strong field position to force a three-and-out, and the offense drove into the red zone but turned it over after a missed 37-yard field goal from kicker Brandon McManus.

Los Angeles responded with a 9-play, 73-yard scoring drive where quarterback Justin Herbert found running back Austin Ekeler for a 9-yard touchdown at the 8:28 mark of the second quarter.

The Chargers defense then forced another three-and-out from the Broncos. Their offense responded by driving 40 yards downfield where Badgley connected on a 43-yard field goal to make it 13-0 with just under 3 minutes left in the half.

After three-and-outs from each team to start the third quarter, Denver got on the board with a 30-yard field goal from McManus at the 5:11 mark. Los Angeles then drove the length of the field into the red zone, but the Broncos defense held strong on their own 2-yard line to force a 25-yard field goal.

Denver then finished a 9-play, 48-yard scoring drive with a 50-yard field goal to make it 16-6 with just under 12 minutes left in the game. After forcing a three-and-out, the Broncos drove downfield again to earn their first touchdown of the game. Lock rushed up the middle for a 1-yard score to cut the lead 16-13. Lock finished the day 24-of-47 for 264 yards and two interceptions, he also added five rushed for 15 yards and one touchdown.

Denver's defense again forced a three-and-out from Los Angeles with 5:25 left in the game. After a 6-play, 25-yard scoring drive, McManus connected on a 52-yard field goal to tie the game up with 2:42 left to go.

The Chargers responded with a scoring drive of their own when they drove 56 yards in 7 plays to allow Badgley to hit a 37-yard field goal on fourth-and-11. The Broncos then received the ball with 41 seconds remaining. Their comeback hopes were crushed on a last desperation pass when Lock was intercepted by wide receiver Mike Williams as time expired.

Denver's defense was led by rookie cornerback Michael Ojemudia and inside linebacker Alexander Johnson, who both recorded seven tackles (seven solo and two solo, respectively.) Inside linebacker Josey Jewell also put together a strong performance of five solo tackles, two tackles for loss and two passes defensed.

OFFICIALS:

Referee — Hochuli, Shawn (83); **Umpire** — George, Ramon (128); **Down Judge** — Thomas, Sarah (53); **Line Judge** — Johnson, Carl (101); **Field Judge** — Hill, Tom (97); **Side Judge** — Hill, Chad (125); **Back Judge** — Perlman, Mark (9); **Replay** — Matoren, Brian

DENVER BRONCOS

OFFENSE

LT 72 G. Bolles
LG 66 D. Risner
C 79 L. Cushenberry
RG 61 G. Glasgow
RT 68 E. Wilkinson
TE 87 N. Fant
WR 81 T. Patrick
WR 10 J. Jeudy
QB 3 D. Lock
RB 25 M. Gordon
WR 13 K. Hamler

DEFENSE

DE 96 S. Harris
DT 90 D. Williams
DE 93 D. Jones
ILB 45 A. Johnson
ILB 47 J. Jewell
WLB 97 J. Attachou
SLB 59 M. Reed
LCB 41 D. Bausby
RCB 23 M. Ojemudia
SS 22 K. Jackson
FS 31 J. Simmons

BRONCOS SUBSTITUTIONS: P 6 S.Martin, K 8 B.McManus, WR 11 D.Spencer, WR 17 D.Hamilton, S 27vW.Parks, RB 28 R.Freeman, RB 32 L.Bellamy, S 33 A.Holder, S 36 T.Marshall, Sv37 P.Locke, CB 42 P.Motley, ILB 43 J.Jones, LS 46 J.Bobenmoyer, LB 48vD.Tuszka, CB 49 N.Hairston, ILB 53 A.Calistro, DE 57 D.Walker, G/C 71vA. Schlottmann, T 76 C.Anderson, FB/TE 83 A.Beck, TE 84 T.Fumagalli, TE 88vN.Vannett, OLB 91 A.Chickillo, DL 95 M.Agim **DID NOT PLAY:** QB 4 B.Rypien, G 52 N.Muti **INACTIVE:** QB 9 J.Driskel, WR 16 T.Cleveland, OLB 55 B.Chubb, DL 73 S.Williams, T 78 D.Dotson

LOS ANGELES CHARGERS

OFFENSE

WR 15 J. Guyton
LT 69 S. Tevi
LG 76 F. Lamp
C 66 D. Feeney
RG 64 C. Toner
RT 75 B. Bulaga
TE 86 H. Henry
WR 81 M. Williams
QB 10 J. Herbert
TE 89 D. Pardham Jr.
RB 22 J. Jackson

DEFENSE

DE 99 J. Tillery
DT 93 J. Jones
NT 95 L. Joseph
DE 98 I. Rochell
CB 25 C. Harris
LB 52 D. Perryman
LB 56 K. Murray Jr.
LCB 43 M. Davis
S 23 R. Jenkins
S 24 N. Adderley
RCB 26 C. Hayward Jr.

CHARGERS SUBSTITUTIONS: K 1 T.Long, K 4 M.Badgley, WR 12 J.Reed, RB 22 J.Jackson, DB 28 B.Facyson, RB 31 K.Ballage, S 32 A.Gilman, S 36 J.Addae, CB 37 T.Campbell, FB 40 G.Nabers, LS 45 C.Mazza, LB 46 M.Jefferson, TE 48 M.Sokol, LB 51 E.Egbule, LB 58 B.Bello, LB 59 N.Vigil, C/G 61 S.Quessenberry, C/G 64 C.Toner, NT 71 D.Square, T 74 S.Norton, WR 83 Ty.Johnson, WR 84 K.Hill Jr., DE 90 J.Lemonier, DT 91 C.Broughton, DE 92 J.Gaziano **DID NOT PLAY:** QB 5 T.Taylor **INACTIVE:** QB 2 E.Stick, WR 13 K.Allen, RB 27 J.Kelley, G/T 73 T.St. Louis, T 79 T.Pipkins, DE 97 J.Bosa

		1	2	3	4	OT	TOTAL		
VISITOR	Denver Broncos	0	0	3	13	0	16		
HOME	Los Angeles Chargers	3	10	0	6	0	19		

FIELD GOALS (made () & missed)							
B. McManus 37LU (30) (50) (52)							
M. Badgley (37) (43) (25) (37)							

Team	Qtr	Clock Time	PLAY DESCRIPTION (Extra Point) (Drive Info)	SCORE Visitor	Home
Chargers	1	12:53	M.Badgley 37 yd. Field Goal (5-20, 2:07)	0	3
Chargers	2	8:23	A.Ekeler 9 yd. pass from J.Herbert (M.Badgley kick) (9-73, 4:58)	0	10
Chargers	2	2:38	M.Badgley 43 yd. Field Goal (9-40, 3:48)	0	13
Broncos	3	5:07	B.McManus 30 yd. Field Goal (8-41, 3:42)	3	13
Chargers	4	14:50	M.Badgley 25 yd. Field Goal (11-68, 5:17)	3	16
Broncos	4	11:18	B.McManus 50 yd. Field Goal (9-48, 3:32)	6	16
Broncos	4	6:31	D.Lock 1 yd. run (B.McManus kick) (11-72, 3:50)	13	16
Broncos	4	2:42	B.McManus 52 yd. Field Goal (6-25, 2:43)	16	16
Chargers	4	0:41	M.Badgley 37 yd. Field Goal (7-56, 2:01)	16	19

FINAL INDIVIDUAL STATISTICS																									
Denver Broncos											Los Angeles Chargers														
RUSHING	ATT	YDS	AVG	LG	TD							RUSHING	ATT	YDS	AVG	LG	TD								
M.Gordon	16	79	4.9	17	0							A.Ekeler	10	45	4.5	23	0								
R.Freeman	2	16	8.0	10	0							J.Herbert	4	26	6.5	10	0								
D.Lock	5	15	3.0	6	1							K.Ballage	4	14	3.5	5	0								
L.Bellamy	3	11	3.7	8	0							J.Jackson	2	4	2.0	4	0								
D.Spencer	1	9	9.0	9	0																				
K.Hamler	1	3	3.0	3	0																				
TOTAL	28	133	4.8	17	1							TOTAL	20	89	4.5	23	0								
PASSING	ATT	CMP	YDS	TKD/ YD	TD	LG	IN	Rtg.							PASSING	ATT	CMP	YDS	TKD/ YD	TD	LG	IN	Rtg.		
D.Lock	47	24	264	2/1	0	27	2	50.3							J.Herbert	33	21	253	2/26	1	29	0	97.2		
TOTAL	47	24	264	2/1	0	27	2	50.3							TOTAL	33	21	253	2/26	1	29	0	97.2		
PASS RECEIVING	TAR	NO	YDS	AVG	LG	TD							PASS RECEIVING	TAR	NO	YDS	AVG	LG	TD						
N.Fant	9	6	65	10.8	19	0							M.Williams	10	4	54	13.5	25	0						
J.Jeudy	15	6	61	10.2	17	0							S.Anderson	6	4	48	12.0	23	0						
D.Hamilton	9	5	77	15.4	25	0							J.Guyton	5	3	43	14.3	29	0						
T.Patrick	4	3	39	13.0	27	0							Ty.Johnson	3	3	26	8.7	14	0						
R.Freeman	2	2	7	3.5	4	0							A.Ekeler	3	3	23	7.7	11	1						
D.Spencer	2	1	10	10.0	10	0							D.Parham Jr.	3	2	47	23.5	26	0						
L.Bellamy	1	1	5	5.0	5	0							K.Ballage	3	2	12	6.0	9	0						
T.Fumagalli	1	0	0	0.0	0	0																			
TOTAL	43	24	264	11.0	27	0							TOTAL	33	21	253	12.0	29	1						
INTERCEPTIONS	NO		YDS	AVG	LG	TD							INTERCEPTIONS	NO		YDS	AVG	LG	TD						
											C.Hayward Jr.	1	9	9.0	9	0									
											M.Williams	1	0	0.0	0	0									
TOTAL	0		0	0.0	0	0							TOTAL	2		9	4.5	9	0						
PUNTING	NO	YDS	AVG	NET	TB	IN20	LG						PUNTING	NO	YDS	AVG	NET	TB	IN20	LG					
S.Martin	3	124	41.3	34.7	1	1	44						T.Long	4	193	48.3	36.8	0	0	59					
TOTAL	3	124	41.3	34.7	1	1	44						TOTAL	4	193	48.3	36.8	0	0	59					
PUNT RETURNS	NO	YDS	AVG	FC	LG	TD							PUNT RETURNS	NO	YDS	AVG	FC	LG	TD						
D.Spencer	3	46	15.3	0	21	0							K.Hill Jr.	0	0	0.0	1	0	0						
[OUT OF BOUNDS]	1	0	0.0	0	0	0							[OUT OF BOUNDS]	1	0	0.0	0	0	0						
											[TOUCHBACK]	1	0	0.0	0	0									
TOTAL	3	46	15.3	0	21	0							TOTAL	0	0	0.0	1	0	0						
KICKOFF RETURNS	NO	YDS	AVG	FC	LG	TD							KICKOFF RETURNS	NO	YDS	AVG	FC	LG	TD						
D.Spencer	5	111	22.2	0	28	0							N.Adderley	3	107	35.7	0	53	0						
[TOUCHBACK]	1	0	0.0	0	0	0							[TOUCHBACK]	2	0	0.0	0	0	0						
TOTAL	5	111	22.2	0	28	0							TOTAL	3	107	35.7	0	53	0						
Denver Broncos	Own Rec.		Yds	TD	Opp. Rec.		Yds	TD	Out Bnds		Los Angeles Chargers		Own Rec.		Yds	TD	Opp. Rec.		Yds	TD	Out Bnds				
FUMBLES	Fum	Lost	Rec.	TD	FF	Rec.	Yds	TD	TD	Bnds	FUMBLES	Fum	Lost	Rec.	Yds	TD	FF	Rec.	Yds	TD	TD	Bnds			
M.Reed	0	0	0	0	0	0	0	0	0	0	J.Herbert	1	0	0	0	0	0	0	0	0	0	0			
												D.Parham Jr.	0	0	1	0	0	0	0	0	0	0	0	0	
TOTAL	0	0	0	0	0	1	0	0	0	0	TOTAL	1	0	1	0	0	0	0	0	0	0	0			

FINAL TEAM STATISTICS																									
BRONCOS						CHARGERS																			
TOTAL FIRST DOWNS						23	16						FGs - PATs Had Blocked						0-0	0-0					
By Rushing						8	3						Net Punting Average						34.7	36.8					
By Passing						15	12						TOTAL RETURN YARDAGE (Not Including Kickoffs)						46	9					
By Penalty						0	1						No. and Yards Punt Returns						3-46	0-0					
THIRD DOWN EFFICIENCY						7-17-41.2%	3-12-25.0%						No. and Yards Kickoff Returns						5-111	3-107					
FOURTH DOWN EFFICIENCY						2-2-100.0%	1-1-100.0%						No. and Yards Interception Returns						0-0	2-9					
TOTAL NET YARDS						396	316						PENALTIES Number and Yards						6-44	6-45					
Total Offensive Plays (inc. times thrown passing)						77	55						FUMBLES Number and Lost						0-0	1-0					
Average gain per offensive play						5.1	5.7						TOUCHDOWNS						1	1					
NET YARDS RUSHING						133	89						Rushing						1	0					
Total Rushing Plays						28	20						Passing						0	1					
Average gain per rushing play						4.8	4.5						EXTRA POINTS Made-Attempts						1-1	1-1					
Tackles for a loss-number and yards						1-1	2-3						Kicking Made-Attempts						1-1	1-1					
NET YARDS PASSING						263	227						FIELD GOALS Made-Attempts						3-4	4-4					
Times thrown - yards lost attempting to pass						2-1	2-26						RED ZONE EFFICIENCY						1-4-25%	1-4-25%					
Gross yards passing						264	253						GOAL TO GO EFFICIENCY						1-1-100%	0-1-0%					
PASS ATTEMPTS-COMPLETIONS-HAD INTERCEPTED						47-24-2	33-21-0						SAFETIES						0	0					
Avg gain per pass play (inc.# thrown passing)						5.4	6.5						FINAL SCORE						16	19					
KICKOFFS Number-In End Zone-Touchbacks						5-32	6-4-1						TIME OF POSSESSION						33:09	26:51					
PUNTS Number and Average						3-41.3	4-48.3																		
Had Blocked						0	0																		



Raiders 32, Broncos 31

Sunday, Jan. 3, 2020 • 2:25 p.m. MST • Empower Field at Mile High • Denver

WEATHER: Partly Cloudy, 53°, Wind SW 10 mph • TIME: 3:29 • ATTENDANCE: 0

In the final game of the 2020 regular season, the Broncos fell in a close game to the Las Vegas Raiders 32-31.

The Broncos offense was highlighted by rookie wide receiver Jerry Judy, who posted a career-high 140 yards and one touchdown on five catches (28.0 avg.).

After a Las Vegas three-and-out to start the game, Denver jumped out to a 3-0 lead when McManus connected on a 22-yard field goal to cap off an 11-play, 68-yard drive.

The Raiders responded by driving into the red zone, but the Broncos defense held strong and forced a 33-yard field goal from kicker Daniel Carlson with 4:38 left in the quarter.

The Broncos then found the end zone with a 1-yard touchdown pass from quarterback Drew Lock to tight end Troy Fumagalli to close the first quarter. The 9-play, 75-yard scoring drive was highlighted by a 29-yard reception by wide receiver Tim Patrick.

Lock finished the day 25-of-41 for 339 yards and two touchdowns (103.6 rtg.).

Rookie cornerback Michael Ojemudia opened the second quarter by forcing a fumble from Raiders tight end Darren Waller, though the Broncos were unable to capitalize after a missed 56-yard field goal. Las Vegas then capped off a 5-play, 54-yard scoring drive with a 28-yard touchdown reception by Waller to make it 10-10.

Both teams traded three-and-outs until the 1:39 mark of the second quarter. Raiders quarterback Derek Carr then found wide receiver Bryan Edwards for a 26-yard touchdown to make it 17-10.

After driving 23 yards downfield, McManus attempted a 70-yard field goal that was blocked by defensive end Maxx Crosby as time expired in the half.

However, McManus connected on a 37-yard field goal on the opening drive in the third quarter. The field goal cut the score 17-13 after a 9-play, 57-yard drive from Denver.

After back-to-back three-and-outs from both teams, Carr was intercepted by safety Justin Simmons at the 44-yard line. Denver then used the strong field position to connect on a 26-yard field goal from McManus to bring the Broncos within one point with 3:10 left in the quarter.

Ojemudia went on to force another fumble, this time on wide receiver Henry Ruggs III. Starting at Las Vegas 34-yard line, the Broncos found the end zone with a 10-yard rush from running back Melvin Gordon III to open the fourth quarter. Gordon III finished the day with 26 rushes for 93 yards and one touchdown.

Following a successful 2-point conversion from Lock to Judy, the Broncos were up 24-17. Denver's strong defense carried its momentum into the next drive where safety Kareem Jackson intercepted Carr and returned it to the Las Vegas 31-yard line. The Raiders were able to force a three-and-out and then answer with a scoring drive of their own.

Las Vegas capped off a 9-play, 90-yard scoring drive with a 28-yard touchdown run by running back Josh Jacobs to tie the game 24-24.

Following a penalty on the ensuing kickoff, the Broncos found themselves pinned deep on their own 8-yard line. On third-and-10, Lock connected with Judy for a 92-yard touchdown with just under 7 minutes left in the game. The 92-yard touchdown reception was the longest touchdown pass of the 2020 season.

Both teams traded three-and-outs before Las Vegas received the ball with 1:47 left in the game. The Raiders then drove the length of the field where Jacobs punched in a 1-yard touchdown run to cap off the 7-play, 77-yard scoring drive. Following the touchdown, Carr connected with Waller on the 2-point conversion to put the Raiders up 32-31.

With just 24 seconds remaining, the Broncos fought their way to the Raiders 45-yard line where McManus attempted a 63-yard field goal. The field goal was blocked by Crosby and Carr took a knee on the following play to run out the final 2 seconds of the game.

OFFICIALS:

Referee — Novak, Scott (1); Umpire — Woods, Steven (54); Down Judge — Payne, Kent (79); Line Judge — Eaton, Thomas (87); Field Judge — Edwards, Scott (3); Side Judge — Edwards, Scott (3); Back Judge — Washington, Keith (7); Replay — Oldham, Jimmy

DENVER BRONCOS

OFFENSE

LT	72	G. Bolles
LG	66	D. Risner
C	79	L. Cushenberry
RG	61	G. Glasgow
RT	68	E. Wilkinson
TE	87	N. Fant
TE	88	N. Vannett
WR	10	J. Judy
QB	3	D. Lock
RB	25	M. Gordon
WR	81	T. Patrick

DEFENSE

DE	96	S. Harris
NT	90	D. Williams
DE	93	D. Jones
ILB	45	A. Johnson
ILB	47	J. Jewell
WLB	97	J. Attachou
SLB	59	M. Reed
LCB	41	D. Bausby
RCB	23	M. Ojemudia
SS	22	K. Jackson
FS	31	J. Simmons

BRONCOS SUBSTITUTIONS: P 6 S.Martin, K 8 B.McManus, WR 11 D.Spencer, WR 16 T.Cleveland, WR 17 D.Hamilton, S 27 W.Parks, RB 28 R.Freeman, RB 32 L.Bellamy, S 33 A.Holder, S 37 P.Locke, CB 41 D.Bausby, ILB 43 J.Jones, LS 46 J.Bobenmoyer, LB 48 D.Tuszka, CB 49 N.Hairston, G 52 N.Muti, ILB 53 A.Calito, LB 54 J.Watson, G/C 71 A.Schlottmann, DL 73 S.Williams, T 76 C.Anderson, FB/TE 83 A.Beck, TE 84 T.Fumagalli, DL 95 M.Agim **DID NOT PLAY:** QB 4 B.Rypien, TE 80 J.Butt **INACTIVE:** QB 9 J.Driskel, S 36 T.Marshall, OLB 55 B.Chubb, T 78 D.Dotson, OLB 91 A.Chickillo

LAS VEGAS RAIDERS

OFFENSE

TE	82	J. Witten
LT	74	K. Miller
LG	76	J. Simpson
C	61	R. Hudson
RG	66	G. Jackson
RT	70	S. Young
TE	83	D. Waller
WR	15	N. Agholor
QB	4	D. Carr
RB	28	J. Jacobs
WR	11	H. Ruggs

DEFENSE

DE	94	C. Nassib
DT	90	J. Hankins
DT	97	M. Collins
DE	98	M. Crosby
MLB	54	R. McMillan
WLB	42	C. Littleton
WLB	50	N. Morrow
LCB	26	N. Lawson
RCB	27	T. Mullen
SS	24	J. Abram
FS	38	J. Heath


RAIDERS SUBSTITUTIONS: K 2 D.Carlson, P 6 A.Cole, WR 12 Z.Jones, WR 13 H.Renfrow, CB 20 D.Arnette, CB 22 K.Nixon, RB 23 D.Booker, S 29 L.Joyner, S 32 D.Leavitt, RB 35 T.Ridick, DB 36 D.Worley, FB 45 A.Ingold, LS 47 T.Sieg, DE 51 V.Beasley, LB 58 K.Wilber, LB 59 J.Omwualu, T 62 E.Magnuson, OL 68 A.James, T 75 B.Parker, TE 85 D.Carrier, TE 87 F.Moreau, WR 89 B.Edwards, DE 91 K.Vickers, DE 92 C.Smith, DE 99 A.Key **DID NOT PLAY:** QB 8 M.Mariota **INACTIVE:** QB 3 N.Peterman, CB 21 A.Robertson, DB 25 E.Harris, CB 31 I.Johnson, G/T 71 D.Good, DT 73 M.Hurst, T 77 T.Brown

		1	2	3	4	OT	TOTAL		FIELD GOALS (made () & missed)
VISITOR	Las Vegas Raiders	3	14	0	15	0	32		D. Carlson (33)
HOME	Denver Broncos	10	0	6	15	0	31		B. McManus (22) 56WL 70B (37) (26) 63B
Team	Qtr	Clock Time	PLAY DESCRIPTION (Extra Point) (Drive Info)				SCORE		
Broncos	1	9:05	B.McManus 22 yd. Field Goal (11-68, 4:28)				0	3	
Raiders	1	4:34	D.Carlson 33 yd. Field Goal (9-60, 4:31)				3	3	
Broncos	1	0:17	T.Fumagalli 1 yd. pass from D.Lock (B.McManus kick) (9-75, 4:17)				3	10	
Raiders	2	11:15	D.Waller 28 yd. pass from D.Carr (D.Carlson kick) (5-54, 2:44)				10	10	
Raiders	2	0:26	B.Edwards 26 yd. pass from D.Carr (D.Carlson kick) (6-56, 1:13)				17	10	
Broncos	3	11:21	B.McManus 37 yd. Field Goal (9-57, 3:39)				17	13	
Broncos	3	3:07	B.McManus 26 yd. Field Goal (6-30, 2:52)				17	16	
Broncos	4	14:54	M.Gordon 10 yd. run (D.Lock-J.Judy pass) (5-34, 2:25)				17	24	
Raiders	4	7:27	J.Jacobs 28 yd. run (D.Carlson kick) (9-90, 4:12)				24	24	
Broncos	4	6:29	J.Judy 92 yd. pass from D.Lock (B.McManus kick) (3-92, 0:58)				24	31	
Raiders	4	0:24	J.Jacobs 1 yd. run (D.Carr-D.Waller pass) (7-77, 1:23)				32	31	

Final Individual Statistics																					
Denver Broncos										Las Vegas Raiders											
Rushing		Att	Yds	Avg	LG	TD	Rushing		Att	Yds	Avg	LG	TD								
M. Gordon		26	93	3.6	15	1	J. Jacobs		15	89	5.9	28	2								
R. Freeman		2	21	10.5	20	0	D. Booker		5	26	3.2	6	0								
D. Lock		2	7	3.5	5	0	D. Carr		2	1	0.5	2	0								
D. Spencer		1	0	1.0	1	0	H. Ruggs		1	0	0.0	0	0								
L. Bellamy		1	0	0.0	0	0															
TOTAL		2	7	3.5	5	0	TOTAL		23	106	4.6	28	2								
Passing		Att	CMP	Yds	TD/KD/ YD	TD	LG	Int.	Passing		Att	CMP	Yds	TD/KD/ YD	TD	LG	Int.				
D. Lock		41	25	339	2/15	2	92	0	D. Carr		38	24	371	3/12	2	57	2	91.0			
TOTAL		41	25	339	2/15	2	92	0	TOTAL		38	24	371	3/12	2	57	2	91.0			
Pass Receiving		TAR	NO	YDS	AVG	LG	TD	Pass Receiving		TAR	NO	YDS	AVG	LG	TD						
J. Jeudy		7	5	140	28.0	92	1	D. Waller		10	9	117	13.0	28	1						
N. Fant		6	4	48	12.0	20	0	T. Riddick		5	4	40	10.0	15	0						
T. Cleveland		5	4	45	11.3	17	0	H. Ruggs		3	3	38	12.7	18	0						
M. Gordon		6	4	17	4.3	13	0	H. Renfrow		7	3	24	8.0	14	0						
T. Patrick		4	2	46	23.0	29	0	B. Edwards		2	2	51	25.5	26	1						
D. Hamilton		6	2	18	9.0	11	0	N. Agholor		4	1	57	57.0	57	0						
T. Fumagalli		3	2	15	7.5	14	1	Z. Jones		2	1	37	37.0	37	0						
D. Spencer		2	1	9	9.0	9	0	F. Moreau		1	1	7	7.0	7	0						
R. Freeman		1	1	1	1.0	1	0	J. Jacobs		1	0	0	0.0	0	0						
TOTAL		40	25	339	13.6	92	2	TOTAL		35	24	371	15.5	57	2						
Interceptions		NO		YDS	AVG	LG	TD	Interceptions		NO		YDS	AVG	LG	TD						
K. Jackson		1		13	13.0	13	0														
J. Simmons		1		7	7.0	7	0														
TOTAL		2		20	10.0	13	0	TOTAL		0		0	0.0	0	0						
Punting		NO	YDS	AVG	NET	TB	IN20	LG	Punting		NO	YDS	AVG	NET	TB	IN20	LG				
S. Martin		4	168	42.0	36.8	0	1	53	A. Cole		4	199	49.8	41.8	0	2	59				
TOTAL		4	168	42.0	36.8	0	1	53	TOTAL		4	199	49.8	41.8	0	2	59				
Punt Returns		NO		YDS	AVG	FC	LG	TD	Punt Returns		NO		YDS	AVG	FC	LG	TD				
D. Spencer		2		32	16.0	1	19	0	H. Renfrow		2		32	16.0	1	19	0				
[OUT OF BOUNDS]		3		0	0.0	0	0	0	[DOWNED]		1		0	0.0	0	0	0				
TOTAL		2		32	16.0	1	19	0	TOTAL		1		21	21.0	1	21	0				
Kickoff Returns		NO		YDS	AVG	FC	LG	TD	Kickoff Returns		NO		YDS	AVG	FC	LG	TD				
D. Spencer		1		16	16.0	0	16	0	[TOUCHBACK]		7		0	0.0	0	0	0				
[TOUCHBACK]		5		0	0.0	0	0	0													
TOTAL		1		16	16.0	0	16	0	TOTAL		0		0	0.0	0	0	0				
Denver Broncos									Las Vegas Raiders												
FUMBLES		Fum	Lost	Own Rec.	Yds	TD	Opp. Rec.	Yds	TD	Out Bnds	FUMBLES		Fum	Lost	Own Rec.	Yds	TD	Opp. Rec.	Yds	TD	Out Bnds
D. Spencer		1	0	1	0	0	0	0	0	0	H. Ruggs		1	1	0	0</					

FINAL TEAM STATISTICS					
	BRONCOS		RAIDERS		
TOTAL FIRST DOWNS	24	22	FGS - PATs Had Blocked	2-0	0-0
By Rushing	5	8	Net Punting Average	36.8	41.8
By Passing	15	13	TOTAL RETURN YARDAGE (Not Including Kickoffs)	52	21
By Penalty	4	1	No. and Yards Punt Returns	2-32	1-21
THIRD DOWN EFFICIENCY	7-16-44%	5-13-38%	No. and Yards Kickoff Returns	1-16	0-0
FOURTH DOWN EFFICIENCY	0-1-0%	2-2-100%	No. and Yards Interception Returns	2-20	0-0
TOTAL NET YARDS	446	465	PENALTIES Number and Yards	4-28	14-111
Total Offensive Plays (inc. times thrown passing)	75	64	FUMBLES Number and Lost	1-0	2-2
Average gain per offensive play	5.9	7.3	TOUCHDOWNS	3	4
NET YARDS RUSHING	122	106	Rushing	1	2
Total Rushing Plays	32	23	Passing	2	2
Average gain per rushing play	3.8	4.6	EXTRA POINTS Made-Attempts	3-3	4-4
Tackles for a loss-number and yards	3-4	0-0	Kicking Made-Attempts	2-2	3-3
NET YARDS PASSING	324	359	Passing Made-Attempts	1-1	1-1
Times thrown - yards lost attempting to pass	2-15	3-12	FIELD GOALS Made-Attempts	3-6	1-1
Gross yards passing	339	371	RED ZONE EFFICIENCY	2-5-40%	1-2-50%
PASS ATTEMPTS-COMPLETIONS-HAD INTERCEPTED	41-25-0	38-24-2	GOAL-TO-GO EFFICIENCY	2-3-67%	1-2-50%
Avg gain per pass play (inc.# thrown passing)	7.5	8.8	SAFETIES	0	0
KICKOFFS Number-In End Zone-Touchbacks	7-7-0	6-6-5	FINAL SCORE	31	32
PUNTS Number and Average	4-42.0	4-49.8	TIME OF POSSESSION	33:20	26:40
Had Blocked	0	0			

Broncos Defensive Statistics																	
(Press Box Totals)																	
Player	UT	A	TT	S-YDS	I	PD	FF	FR	Player	UT	A	TT	S-YDS	I	PD	FF	FR
J. Jewell	5	5	10	0-0	0-0	1	0	0	W. Parks	1	2	3	0-0	0-0	0	0	0
M. Ojemudia	5	2	7	0-0	0-0	0	2	0	K. Jackson	1	1	2	0-0	1-13	1	0	1
A. Johnson	4	3	7	0-0	0-0	1	0	0	D. Williams	1	0	1	0-0	0-0	0	0	0
P. Motley	3	3	6	0-0	0-0	1	0	1	S. Williams	1	0	1	0-0	0-0	0	0	0
D. Jones	2	4	6	1.5-9	0-0	0	0	0	M. Reed	0	1	1	0.5-3	0-0	0	0	0
J. Attaochu	4	1	5	1-0	0-0	0	0	0	D. Walker	0	1	1	0-0	0-0	0	0	0
J. Simmons	2	1	3	0-0	1-7	2	0	0	D. Tuszka	0	1	1	0-0	0-0	0	0	0
A. Holder	2	1	3	0-0	0-0	0	0	0	Team Totals	31	26	57	3-12	2-20	6	2	



BRONCOS ALL-TIME DRAFT CHOICES

NUMBER OF DRAFT CHOICES PER SCHOOL

- 20 — Florida
- 15 — Colorado, Georgia
- 14 — Louisiana State, Miami (Fla.), Nebraska
- 13 — Houston, Southern California
- 12 — Ohio State, Michigan State, Washington
- 11 — Arkansas, Arizona State, Michigan
- 10 — Iowa, Notre Dame, Oregon
- 9 — Maryland, Mississippi, Oklahoma, Purdue, Texas, Virginia Tech
- 8 — Arizona, Clemson, Georgia Tech, Minnesota, North Carolina, Syracuse, Utah State, Washington State
- 7 — Auburn, Alabama, Baylor, Boise State, Boston College, Kansas, Penn State
- 6 — Brigham Young, California, Florida A&M, Mississippi State, Northwestern, Oklahoma State, San Diego, Tennessee, Texas A&M, UCLA, Utah, Virginia
- 5 — Alcorn State, Colorado State, Florida State, Grambling, Illinois, Indiana, Pittsburgh, San Jose State, Texas Christian, Tulane, Wisconsin
- 4 — Arkansas State, Bowling Green/Bowling Green State, Idaho, Iowa State, Jackson State, Kansas State, Kentucky, Louisville, Maryland-Eastern Shore, Miami (Ohio), Missouri, Northern Arizona, Oregon State, Pacific, South Carolina, Southern, Stanford, Texas A&I/Texas A&M Kingsville, Texas Tech, Tulsa, Wyoming
- 3 — Detroit, Duke, Fresno State, Montana State, North Carolina State, North Texas State, Rice, Richmond, Tennessee State, Texas-El Paso, Toledo, Wake Forest, Weber State
- 2 — Alabama A&M, Bakersfield J.C., Boston University, Central Florida, Central State (Okla.), Cincinnati, Hawaii, Hillsdale, Hofstra, Holy Cross, Idaho State, Kent State, Lamar, Louisiana Tech, Marshall, Massachusetts, Nevada-Las Vegas, New Mexico, New Mexico State, North Carolina Central, North Dakota, North Dakota State, Ohio, Southern Methodist, Southern Mississippi, Tuskegee, Villanova, Western Illinois, Western Michigan, Wisconsin-Whitewater,
- 1 — Abilene Christian, Air Force, Akron, Albany State, Albion, Arkansas-Pine Bluff, Augustana (S.D.), Ball State, Benedictine, Bloomsburg, C.W. Post, Cal. State-Humboldt, Central Michigan, Coastal Carolina, Colorado College, Cornell College (Iowa), Dayton, Delaware State, Denver, Drake, Dubuque, East Carolina, Eastern Illinois, Elon College, Evansville, Findlay, Florence State, Fort Valley State, Furman, Harding, Howard, Howard Payne, James Madison, Kutztown, Liberty, Long Beach State, Maine, McNeese State, Memphis, Memphis State, Middle Tennessee State, Mississippi Valley State, Mississippi College, Morgan State, Muskingum, Nevada, Northeastern Louisiana, Northeastern Missouri State, Nebraska-Omaha, New Mexico Highlands, Norfolk State, North Alabama, Northern Illinois, Occidental, Parsons College, Portland State, Southeastern Louisiana, Salem College (W.V.), Santa Ana J.C., Savannah State, South Carolina State, South Dakota, South Dakota State, South Dakota Tech, South Florida, Tampa, Temple, Tennessee Tech, Tennessee-Martin, Trinity (Conn.), Troy State, Valparaiso, Vanderbilt, Vermont, Virginia Military, Wayne State (Mich.), West Texas State, West Virginia, Western Kentucky, Wichita State, William & Mary, Wittenburg, Yankton College

BRONCOS ALL-TIME FIRST-ROUND PICKS (SINCE 1967)

Year	Ovr.	Name	Pos.	School	Year	Ovr.	Name	Pos.	School
1967	6	Floyd Little	HB	Syracuse	1998	30	Marcus Nash	WR	Tennessee
1970	11	Bobby Anderson	RB	Colorado	1999	31	Al Wilson	LB	Tennessee
1971	12	Marv Montgomery	T	Southern Calif.	2000	15	Deltha O'Neal	CB	California
1972	5	Riley Odoms	TE	Houston	2001	24	Willie Middlebrooks	CB	Minnesota
1973	9	Otis Armstrong	RB	Purdue	2002	19	Ashley Lellie	WR	Hawaii
1974	14	Randy Gradishar	LB	Ohio State	2003	20	George Foster	T	Georgia
1975	17	Louis Wright	CB	San Jose State	2004	17	D.J. Williams	LB	Miami (Fla.)
1976	15	Tom Glassic	G	Virginia	2006	11	Jay Cutler	QB	Vanderbilt
1977	18	Steve Schindler	G	Boston College	2007	17	Jarvis Moss	DE	Florida
1978	27	Don Latimer	DT	Miami (Fla.)	2008	12	Ryan Clady	T	Boise State
1979	22	Kelvin Clark	T	Nebraska	2009	12	Knowshon Moreno	RB	Georgia
1981	15	Dennis Smith	S	Southern Calif.	2009	18	Robert Ayers	DE	Tennessee
1982	21	Gerald Willhite	RB	San Jose State	2010	22	Demaryius Thomas	WR	Georgia Tech
1983	4	Chris Hinton	G	Northwestern	2010	25	Tim Tebow	QB	Florida
1985	26	Steve Sewell	RB	Oklahoma	2011	2	Von Miller	LB	Texas A&M
1987	27	Ricky Nattiel	WR	Florida	2013	28	Sylvester Williams	DT	North Carolina
1988	26	Ted Gregory	NT	Syracuse	2014	31	Bradley Roby	CB	Ohio State
1989	20	Steve Atwater	S	Arkansas	2015	23	Shane Ray	LB	Missouri
1991	4	Mike Croel	LB	Nebraska	2016	26	Paxton Lynch	QB	Memphis
1992	25	Tommy Maddox	QB	UCLA	2017	20	Garrett Bolles	T	Utah
1993	11	Dan Williams	DE	Toledo	2018	5	Bradley Chubb	OLB	N.C. State
1996	15	John Mobley	LB	Kutztown	2019	20	Noah Fant	TE	Iowa
1997	28	Trevor Pryce	DT	Clemson	2020	15	Jerry Jeudy	WR	Alabama
1998	30	Marcus Nash	WR	Tennessee	2021	9	Patrick Surtain II	CB	Alabama

ALL-TIME DRAFT CHOICES

1960 (FIRST SELECTIONS)

*The 1960 draft class was released in alphabetical order, however, C Roger LeClerc (Trinity, CT) holds the distinction of being the franchise's first draft choice.

Name	Pos.	School
Harry Ball	T	Boston College
Charley Britt	QB	Georgia
Dave Canary	E	Cincinnati
Paul Candro	HB	Boston University
Bill Carrico	G	North Texas State
Larry Cundiff	C	Michigan State
Bernard Darre	T	Tulane
Roger Davis	T	Syracuse
Lonnie Dennis	G	Brigham Young
John Dingens	T-G	Detroit
Maurice Doke	G	Texas
Mike Dowdle	FB	Texas
Wayne Hawkins	T	Pacific
Gary Huber	C	Miami (Ohio)
Dave Hudson	E	Florida
Claude King	HB	Houston
Don Klochak	FB	North Carolina
Roger LeClerc*	C	Trinity (CT)
Dean Look	QB	Michigan State
Bill Mathis	HB	Clemson
Ken McNeece	T-G	San Jose State
James Monroe	QB	Arkansas
Ray Norton	HB	San Jose State
Robert Rosbaugh	HB	Miami (Fla.)
Mel Semenکو	E	Colorado
Lebron Shields	T	Tennessee
Jack Spikes	FB	Texas Christian
Howard Turley	E	Louisville
Jim Walden	QB	Wyoming
Willie West	HB	Oregon
John Willener	G	Oregon
Bob Yates	T	Syracuse
Ken Young	E	Valparaiso
Bob Zimpter	T-G	Bowling Green

1960 (SECOND SELECTIONS)

Name	Pos.	School
Mel Branch	T-G	Louisiana State
Ronnie Cain	E	Kentucky
Jack Campbell	E	Toledo
Tom Chapman	E	Detroit
LaVelle Coleman	HB	Western Michigan
Jim Colvin	T-G	Houston
Teddy Foret	T-G	Auburn
Bobby Green	HB	Florida
Jack Hanlon	HB	Penn State
George Hershberger	T-G	Wichita State
Sam Homer	HB	Virginia Military
Bob Hudson	E	Clemson
Vic Jones	HB	Indiana
Billy Luplow	T-G	Arkansas
George Phelps	HB	Cornell College (Iowa)
Tom Roberts	T-G	Georgia Tech
Sam Stenger	C	Denver
Olin Treadway	QB	Iowa
John Wilkins	T-G	So. California
Emmet Wilson	T-G	Georgia Tech

1961

Rd.	Name	Pos.	School
1	Bob Gaiters	HB	New Mexico State
2	Jerry Hill	HB	Wyoming
3	Chas Strange	C	Louisiana State
4a	Roland McDole	T	Nebraska
4b	Sonny Davis	E	Baylor
5	Charles Cowan	E	New Mex. Highlands
6	Dale Evans	HB	Kansas State
7	Pat Patchen	E	Florida
9	Phil Nugent	QB	Tulane
10	Chas. Sturgeon	HB	Kentucky
11	John Simko	E	Augustana (S.D.)
12	Jerry Miller	E	Howard Payne
13	Ron Greene	G	Washington State
14	Bill Cooper	FB	Muskingum
15	Willie Crafts	G	Texas A&I
16	Jim Larkin	T	Hillsdale
17	Chuck Weiss	FB	Colorado
18	Chick Graning	HB	Georgia Tech
19	John Hobbs	G	Maryland-E. Shore
20	Buck McLeod	T	Baylor
21	Jim Morgan	HB	Iowa State
22	Tom Hackler	E	Tennessee Tech
23	Tom Jewell	T	Idaho State
24	E. A. Simms	E	New Mexico State
25	Pete Samms	T	Central State (Okla.)
26	Sam Smith	HB	Florence State
27	Donald Olson	HB	Nebraska
28	Wayne Lee	G	Colorado State
29	Archie Cobb	T	Nebraska
30	Dave Mills	HB	N.E. Missouri State

1962

Rd.	Name	Pos.	School
1	Merlin Olsen	T	Utah State
2	Jerry Hillebrand	E	Colorado
3	Charles Holmes	FB	Maryland-E. Shore
4	John Furman	QB	Texas-El Paso
7	John McGeever	HB	Auburn
8	Elbert Harris	HB	S.E. Louisiana
9	Larry Jepson	C	Furman
10	Gale Weidner	QB	Colorado
11	Mike Kline	G	Oregon State
13	Bob Cegelski	C	Montana State
14	Sonny Gibbs	QB	Texas Christian
15	Bill Louden	G	Benedictine
16	Gary Ballman	HB	Michigan State
17	Jerry Tarr	E	Oregon
18	Pete Schenk	E	Washington State
20	Mike Martin	E	Washington State
21	Jim Perkins	T	Colorado
22	Don Kasso	HB	Oregon State
23	Ken Tureaud	HB	Michigan
24	Neil Thomas	G	Hillsdale
25	Dave Edwards	E	Auburn
26	Jim Roberts	T	Mississippi
27	Andy VonSonn	C	UCLA
28	Paul Holmes	T	Georgia
29	Lynn Hoyem	C	Long Beach State
30	Walter Mince	HB	Arizona
31	Bill Williamson	T	Bakersfield J.C.
32	Wesley Flanagan	T	Cal. State-Humboldt
33	Duane Allen	E	Santa Ana J.C.
34	Steve Stonebraker	E	Detroit

1963

Rd.	Name	Pos.	School
1	Kermit Alexander	HB	UCLA
2a	Ray Poage	FB	Texas
2b	Tom Nomina	T	Miami (Ohio)
3	Tommy Janik	HB	Texas A&I
4	Lou Slaby	LB	Pittsburgh
5	Ray Mansfield	C	Washington
6	Anton Peters	T	Florida
7a	Mickey Slaughter	QB	Louisiana Tech
7b	Paul Flatley	E	Northwestern
8a	Hewritt Dixon	FB	Florida A&M
8b	John Griffin	HB	Memphis State
9	Marv Fleming	E	Utah
10a	Lonnie Sanders	HB	Michigan State
10b	Pat Richter	E	Wisconsin
11	Billy Joe	FB	Villanova
12	John Gamble	E	Pacific
13	James Maples	C	Baylor
15	Winston Freeman	E	North Texas State
16	David Crossan	G	Maryland
17	Bob Paremore	HB	Florida A&M
18	Charles Mitchell	HB	Washington
19a	Frank Baker	FB	Toledo
19b	Bruce Starling	HB	Florida
20	Dan Grimm	G	Colorado
21	Ross Nolan	E	N.E. Louisiana
22	Dave Mathiesen	QB	Washington State
23	Billy Mooty	HB	Arkansas
24	C.B. Simons	LB	Stanford
25	Forest Farmer	LB	Purdue
26	Monte Day	T	Fresno State
27	John Sellers	T	Bakersfield J.C.
28	Bill Reddell	HB	Occidental
29	Kern Carson	HB	San Diego State

1964

Rd.	Name	Pos.	School
1	Bob Brown	T	Nebraska
3a	Marv Woodson	DB	Indiana
3b	Matt Snorton	DE-E	Michigan State
6a	Don Shackelford	T	Pacific
6b	Al Denson	FL	Florida A&M
7	Ray Kubala	C-T	Texas A&M
7a	Jerry Richardson	LB	West Texas State
8	Wally Hilgenberg	G-LB	Iowa
9	John Mims	T	Rice
12	Paul Krause	DB	Iowa
13	Charlie Parker	G	Southern Mississippi
14	Bob Hayes	HB	Florida A&M
15	Chuck Logan	E	Northwestern
16	Bob Cherry	E	Wittenburg
17	Jim McNaughton	E	Utah State
18	George Mira	QB	Miami (Fla.)
19	Odell Barry	FL	Findlay
21	Dick Herzing	T	Drake
22	Gary Lewis	HB	Arizona State
23	Ken Brusvan	T	Oregon State
24	Mickey Bitsko	LB	Dayton
25	Jim Jones	E	Wisconsin
26	Bob Berry	QB	Oregon

1965

Rd.	Name	Pos.	School
2	Dick Butkus	LB	Illinois
3	Glen Ressler	C	Penn State
4	George Donnelly	DB	Illinois
5a	Bob Breitenstein	T	Tulsa
5b	Max Leetow	DT	Idaho
6	Tom Wilhelm	T	Syracuse
7	Jim Garcia	DE	Purdue
8	John Holman	G	Wisconsin
9	Gerry Bussell	DB	Georgia Tech
10	Gene Jeter	LB	Arkansas-Pine Bluff
11	Tom Vaughan	HB	Iowa State
12	Tom Myers	QB	Northwestern
13	Mike Strofalino	LB	Villanova
14	John Frick	G	Ohio
15	Jeff Jordan	DB	Tulsa
16	Brian Schweda	T	Kansas
18	Larry Dupree	HB	Florida
19	Ron Oelschlaeger	HB	Kansas
20	Terry Metchner	G	Albion

1966

Rd.	Name	Pos.	School
1	Jerry Shay	T	Purdue
2	Freeman White	E	Nebraska
3	Bob Hadrick	E	Purdue
4	Randy Johnson	QB	Texas A&I
5	Billy Clay	DB	Mississippi
6	James Fulgham	T	Minnesota
7	Jerry Jone	G	Bowling Green
7a	Scotty Glacken	QB	Duke
8	Goldie Sellers	DB	Grambling
9	Ron Sbranti	LB	Utah State
10	Larry Cox	T	Abilene Christian
11	James Burns	G	Northwestern
13	Eric Crabtree	DB	Pittsburgh
14	Fred Forsberg	DT	Washington
15	Mike Ringer	DB	Oklahoma
16	Frank Rogers	K	Colorado
17	Gary Eickman	DE	Illinois
18	Tom Talaga	T	Notre Dame
19	Tom Coughlin	DE	Miami (Fla.)
20	Cliff Hysell	T	Montana State

1967

Rd.	No.	Name	Pos.	School
1	6	Floyd Little	HB	Syracuse
2	32	Thomas Beer	TE	Houston
3a	58	Mike Current	T	Ohio State
3b	59	George Goeddeke	C	Notre Dame
4	85	Carl Cunningham	DE	Houston
5a	110	Fran Lynch	FB	Hofstra
5b	113	John Huard	LB	Maine
6	139	Neal Sweeney	E	Tulsa
7	165	Frank Richter	G	Georgia
8	191	Tom Cassese	E	C.W. Post
9	217	James Summers	DB	Michigan State
10	243	Paul Krause	QB	Dubuque
11	269	Lou Andrus	DE	Brigham Young
13	321	Dennis Furljanic	DE	Houston
14	347	Tom Francisco	HB	Virginia Tech
15	373	Donald Smith	G	Florida A&M
16	399	Jack Lentz	QB	Holy Cross
17	425	Wayne Valley	T	Oregon State

ALL-TIME DRAFT CHOICES, CONT.

1968				
Rd.	No.	Name	Pos.	School
2	31	Curley Culp	DE	Arizona State
3a	58	Garrett Ford	RB	West Virginia
3b	75	Robert Vaughn	T	Mississippi
4a	91	Gordon Lambert	LB	Tennessee-Martin
4b	102	Drake Garrett	DB	Michigan State
4c	111	Gus Hollomon	DB	Houston
8	196	Steve Holloway	DB	Weber State
9	222	Paul Smith	LB	New Mexico
10	252	Bob Langford	T	Middle Tenn. St.
12	304	Robert Hendrix	T	Mississippi
13	330	Charles Greer	DB	Colorado
14	357	Marlin Briscoe	RB	Nebraska-Omaha
15	386	Jeff Kuhman	LB	Vermont
16	412	Adin Brown	LB	William & Mary
17	438	Steve Grady	RB	So. California

1969				
Rd.	No.	Name	Pos.	School
2	36	Grady Cavness	DB	Texas-El Paso
3	61	Bill Thompson	DB	Maryland-E. Shore
4a	84	Mike Schnitker	LB	Colorado
4b	88	Edward Hayes	DB	Morgan State
5	113	Frank Quayle	RB	Virginia
6a	131	Wandy Williams	RB	Hofstra
6b	140	Mike Coleman	RB	Tampa
7	165	Al Giffin	TE	Auburn
9	217	Henry Jones	RB	Grambling
10	244	Jim Smith	DB	Utah State
11	270	Alan Pastrana	QB	Maryland
12	296	Wes Plummer	DB	Arizona State
13	321	John Sias	SE	Georgia Tech
14	348	Gary Crane	LB	Arkansas State
15	373	Errol Kahoun	G	Miami (Ohio)
16	400	Billy Woods	DB	North Texas State
17	425	Buster O'Brien	QB	Richmond

1970				
Rd.	No.	Name	Pos.	School
1	11	Bob Anderson	RB	Colorado
2	37	Alden Roche	DE	Southern
3	63	John Kohler	T	South Dakota
4	89	Jerry Hendren	WR	Idaho
5	115	Bill McKoy	LB	Purdue
6	141	John Mosier	TE	Kansas
7	167	Randy Montgomery	CB	Weber State
8	208	Lewis Porter	RB	Southern
9	219	Dave Washington	LB	Alcorn State
10	247	Maurice Fullerton	DT	Tuskegee
11	271	Cleve Bryant	DB	Ohio University
12	301	Greg Jones	RB	UW-Whitewater
13	323	Jim McKoy	CB	Parsons College
14	349	Jeff Slipp	LB	Brigham Young
15	375	Maher Barakat	K	S. Dakota Tech
16	401	Bob Stewart	QB	Northern Arizona
17	427	Frank Kalfoss	K	Montana State

1971				
Rd.	No.	Name	Pos.	School
1	12	Marv Montgomery	T	So. California
2	35	Dwight Harrison	WR	Texas A&I
4a	79	Lyle Alzado	DE	Yankton College
4b	87	Cleo Johnson	CB	Alcorn State
6	139	Harold Phillips	C	Michigan State
7	165	Doug Adams	CB	Ohio State
8	187	Tom Beard	LB	Michigan State
9	217	John Handy	LB	Purdue
10	243	Carlis Harris	WR	Idaho State
11	269	Roger Roitsch	DT	Rice
12	295	Floyd Franks	WR	Mississippi
13	321	Craig Blackford	QB	Evansville
14	350	Tommy Lyons	C	Georgia
15	373	Lawrence James	RB	Norfolk State
16	399	Steve Thompson	DT	Minnesota
17	425	Jack Simcsak	P-K	Virginia Tech

1972				
Rd.	No.	Name	Pos.	School
1	5	Riley Odoms	TE	Houston
3	58	Bill Phillips	LB	Arkansas State
4	102	Tom Graham	LB	Oregon
5	118	Jim Krieg	WR	Washington
8	186	Ronnie Estay	LB	Louisiana State
9	214	Floyd Priestler	DB	Boston University
10	239	Richard Wilkins	DE	Maryland-E. Shore
11	263	Larry Brunson	WR	Colorado
12	292	Randy McDougall	DB	Weber State
13	317	Bob Warner	RB	Bloomsburg
14	342	Jerome Kundich	G	Texas-El Paso
15	370	Skip Parmenter	DT	Massachusetts
16	395	Tom Bougus	RB	Boston College
17	420	Lou Harris	RB	So. California

1973				
Rd.	No.	Name	Pos.	School
1	9	Otis Armstrong	RB	Purdue
2	36	Barney Chavous	DE	S. Carolina St.
3a	54	Paul Howard	G	Brigham Young
3b	70	John Wood	DT	Louisiana State
4	88	Tom Jackson	LB	Louisville
5	113	Charles McTorry	DB	Tennessee State
7a	165	Mike Askea	T	Stanford
7b	166	John Grant	DE	So. California
9	217	Lyle Blackwood	DB	Texas Christian
10	244	Al Marshall	WR	Boise State
11	269	Elton Brown	DT	Utah State
12	296	Jim O'Malley	LB	Notre Dame
13a	319	Ed Smith	DE	Colorado College
13b	321	Ed White	RB	Tulsa
14	348	John Hufnagel	QB	Penn State
15	373	Calvin Jones	DB	Washington
16a	398	Oliver Ross	RB	Alabama A&M
16b	200	Ken Muhlebeier	C	Idaho
17	425	Kenneth Morgan	TE	Elon College

1974				
Rd.	No.	Name	Pos.	School
1	14	Randy Gradishar	LB	Ohio State
2	42	Carl Wafer	DT	Tennessee State
3	68	Claudie Minor	T	San Diego State
4	92	Ozell Collier	CB	Colorado
6	145	John Winesberry	WR	Stanford
10	248	Charlie Johnson	CB	Southern
11	276	Steve Buchanan	RB	Holy Cross
12	301	Larry Cameron	LB	Alcorn State
13	326	John Clerkley	DT	Fort Valley State
14	345	Rich Marks	DB	Northern Illinois
15	379	Piel Pennington	QB	Massachusetts
16	404	Darrell Austin	T	South Carolina
17	432	Boyd Brown	TE	Alcorn State

1975

Rd.	No.	Name	Pos.	School
1	17	Louis Wright	CB	San Jose State
2	43	Charlie Smith	DE	N. Carolina Cent.
3a	54	Mike Franckowiak	QB/KS	Central Michigan
3b	69	Drew Mahalic	LB	Notre Dame
4a	84	Steve Taylor	DB	Georgia
4b	95	Rick Upchurch	WR	Minnesota
5a	107	Stan Rogers	T	Maryland
5b	121	Rubin Carter	DT	Miami (Fla.)
8	199	Steve Foley	S/QB	Tulane
9	225	Roussell Williams	DB	Arizona
10	240	Hank Englehardt	C	Pacific
10	251	Steve Haggerty	WR	Nevada-Las Vegas
12	303	Harry Walters	LB	Maryland
13	329	Eric Penick	RB	Notre Dame
14	355	Jerry Arnold	G	Oklahoma
15	381	Ken Shelton	TE	Virginia
16	401	Bubba Bridges	DT	Colorado
17	433	Lester Sherman	RB	Albany State

1976

Rd.	No.	Name	Pos.	School
1	15	Tom Glassic	G	Virginia
2	43	Kurt Knoff	S	Kansas
4	107	Craig Penrose	QB	San Diego State
5	139	Lonnie Perrin	RB	Illinois
8	224	James Betterston	RB	North Carolina
9a	252	Jim Czirr	C	Michigan
9b	260	Jim Lisko	LB	Arkansas State
10	278	Art Gilliam	DE	Grambling
11	306	Greg Pittman	LB	Iowa State
12	334	Randy Moore	DT	Arizona State
13	362	Donnie McGraw	CB	Houston
14	390	Larry Evans	LB	Mississippi Coll.
15	418	Wilbur Summers	P	Louisville
16	446	John Huddleston	LB	Utah
17	474	Randy Cozens	LB	Pittsburgh

1977

Rd.	No.	Name	Pos.	School
1	18	Steve Schindler	G	Boston College
2	45	Rob Lytle	RB	Michigan
4	101	Bill Bryan	C	Duke
7	185	Larry Swider	P	Pittsburgh
8	212	Calvin Culliver	RB	Alabama
9	241	Charles Jackson	NT	Washington
10	268	Orna Middlebrook	WR	Arkansas State
11	297	Phil Heck	LB	California
12	324	Scott Levenhagen	TE	Western Illinois

1978

Rd.	No.	Name	Pos.	School
1	27	Don Latimer	DT	Miami (Fla.)
2	55	Bill Gay	TE	So. California
8	221	Frank Smith	T	Alabama A&M
10	277	Vince Kinney	WR	Maryland
11	305	Lacy Brumley	T	Clemson

1979

Rd.	No.	Name	Pos.	School
1	22	Kelvin Clark	T	Nebraska
3	77	Bruce Radford	DE	Grambling
4	105	Charles Jefferson	DB	McNeese State
5	132	Rick Leach	QB	Michigan
6	148	Jeff McIntyre	LB	Arizona State
7	188	Luke Prestridge	P	Baylor
9	242	Charlie Taylor	WR	Rice
11	297	Zachary Dixon	RB	Temple
12	325	David Jacobs	K	Syracuse

1980

Rd.	No.	Name	Pos.	School
2	42	Rulon Jones	DE	Utah State
3	74	Larry Carter	DB	Kentucky
4	107	Rick Parros	RB	Utah State
5a	131	Mike Harden	S	Michigan
5b	136	Laval Short	NT	Colorado
6	157	Keith Bishop	G	Baylor
7	184	John Havekost	G	Nebraska
8	197	Don Coleman	WR	Oregon
9	243	Greg Bracelin	LB	California
10	270	Virgil Seay	RS	Troy State
11	297	Phil Farris	WR	North Carolina

1981

Rd.	No.	Name	Pos.	School
1	15	Dennis Smith	S	So. California
2	42	Clay Brown	TE	Brigham Young
4	98	Mark Herrmann	QB	Purdue
5	125	Ken Lanier	T	Florida State
6	151	Alvin Lewis	RB	Colorado State
7	181	Steve Busick	LB	So. California
9	234	Rusty Olsen	DE	Washington
11	290	Pat Walker	WR	Miami (Fla.)
12a	317	John Hanker	LB	Notre Dame
12b	321	Mandel Robinson	RB	Wyoming

1982

Rd.	No.	Name	Pos.	School
1	21	Gerald Willhite	RB	San Jose State
2	50	Orlando McDaniel	WR	Louisiana State
4	106	Dan Plater	WR	Brigham Young
5	131	Sammy Winder	RB	Southern Mississippi
7	189	Alvin Ruben	DE	Houston
9	243	Keith Uecker	T	Auburn
10	274	Ken Woodard	LB	Tuskegee
11	300	Stuart Yatsko	G	Oregon
12	327	Brian Clark	G	Clemson

1983

Rd.	No.	Name	Pos.	School
1	4	Chris Hinton	G	Northwestern
2	31	Mark Cooper	T	Miami (Fla.)
3	60	Clinton Sampson	WR	San Diego State
5a	116	Weedy Harris	LB	Houston
5b	125	Bruce Baldwin	CB	Harding
6	143	Victor Hefflin	CB	Delaware State
7	172	Myron Dupree	QB	N. Carolina Cent.
8	197	Gary Kubiak	CB	Texas A&M
9	228	Brian Hawkins	CB	San Jose State
10	254	Walt Bowyer	DE	Arizona State
11	283	Don Bailey	C	Miami (Fla.)
12	310	Karl Mecklenburg	NT/DE	Minnesota

1984

Rd.	No.	Name	Pos.	School
2	46	Andre Townsend	NT/DE	Mississippi
3	78	Tony Lilly	S	Florida
4	89	Randy Robbins	CB	Arizona
6	159	Aaron Smith	LB	Utah State
7	186	Clarence Kay	TE	Georgia
8a	207	Winford Hood	G	Georgia
8b	218	Scott Garnett	NT	Washington
9	245	Chris Brewer	RB	Arizona
10	272	Bobby Micho	TE	Texas
11	298	Gene Lang	RB	Louisiana State
12	326	Murray Jarman	WR	Clemson

1984 SUPPLEMENTAL DRAFT

Rd.	No.	Name	Pos.	School
1	19	Freddie Gilbert	DE	Georgia
2	46	Rick Massie	WR	Kentucky
3	78	Reggie Smith	T	Kansas

ALL-TIME DRAFT CHOICES, CONT.

1985				
Rd.	No.	Name	Pos.	School
1	26	Steve Sewell	RB	Oklahoma
2a	31	Vance Johnson	WR	Arizona
2b	54	Simon Fletcher	DE	Houston
4	110	Keli McGregor	TE	Colorado State
5	139	Billy Hinson	G	Florida
7	194	Dallas Cameron	NT	Miami (Fla.)
8	222	Eric Riley	CB	Florida State
9	249	Daryl Smith	CB	North Alabama
10a	269	Buddy Funck	QB	New Mexico
10b	278	Ron Anderson	LB	Southern Methodist
11	306	Gary Rolfe	WR	Florida
12	334	Dan Lynch	G	Washington St.

1986				
Rd.	No.	Name	Pos.	School
4	104	Jim Juriga	G	Illinois
5	134	Tony Colorito	NT	So. California
6a	151	Orson Mobley	TE	Salem College (W.V.)
6b	161	Mark Jackson	WR	Purdue
7	188	Ray Phillips	LB	N. Carolina St.
8	217	Bruce Klostermann	LB	S. Dakota St.
9	244	Joe Thomas	WR	Miss. Valley St.
10	271	Victor Hall	TE	Jackson State
11	301	Thomas Dendy	RB	South Carolina

1987				
Rd.	No.	Name	Pos.	School
1	27	Ricky Nattiel	WR	Florida
3	86	Michael Brooks	LB	Louisiana State
4	111	Marc Munford	LB	Nebraska
6	167	Warren Marshall	RB	James Madison
7	194	Wilbur Strozier	TE	Georgia
8	222	Dan Morgan	G	Penn State
9	250	Bruce Plummer	CB	Mississippi State
10	278	Rafe Wilkinson	LB	Richmond
11a	299	Steve Roberts	DE	Washington
11b	306	Tommy Neal	RB	Maryland
12	334	Tyrone Braxton	CB	North Dakota St.

1988				
Rd.	No.	Name	Pos.	School
1	26	Ted Gregory	NT	Syracuse
2	45	Gerald Perry	T	Southern
3	79	Kevin Guidry	CB	Louisiana State
5	136	Corris Ervin	CB	Central Florida
7a	174	Pat Kelly	TE	Syracuse
7b	192	Garry Frank	G	Mississippi State
9	248	Mel Farr Jr.	RB	UCLA
10	268	Channing Williams	RB	Arizona
11	304	Richard Calvin	RB	Washington State
12	332	Johnny Carter	NT	Grambling

1989				
Rd.	No.	Name	Pos.	School
1	20	Steve Atwater	S	Arkansas
2a	41	Doug Widell	G/T	Boston College
2b	47	Warren Powers	DE	Maryland
3	69	Darrell Hamilton	T	North Carolina
4	97	Jake McCullough	DE	Clemson
5	132	Darren Carrington	CB	Northern Arizona
6	152	Anthony Stafford	WR	Oklahoma
7	180	Melvin Bratton	RB	Miami (Fla.)
8	208	Paul Green	TE	So. California
9a	236	Monte Smith	G	North Dakota
9b	241	Wayne Williams	RB	Florida
10	264	Anthony Butts	NT	Mississippi State
11	292	Richard Shelton	CB	Liberty
12	320	John Jarvis	WR	Howard

1989 SUPPLEMENTAL DRAFT

Rd.	No.	Name	Pos.	School
1		Bobby Humphrey	RB	Alabama

1990				
Rd.	No.	Name	Pos.	School
2	52	Alton Montgomery	DB	Houston
4	92	Jeroy Robinson	LB	Texas A&M
5a	111	Jeff Davidson	G	Ohio State
5b	136	Le-Lo Lang	DB	Washington
6	164	Ronnie Haliburton	TE	Louisiana State
7	192	Shannon Sharpe	WR	Savannah State
8	219	Brad Leggett	C	So. California
9	247	Todd Ellis	QB	South Carolina
10a	259	James Szymanski	DE	Michigan State
10b	275	Anthony Thompson	LB	East Carolina

1991				
Rd.	No.	Name	Pos.	School
1	4	Mike Croel	LB	Nebraska
2	30	Reggie Johnson	TE	Florida State
3	61	Keith Traylor	LB	Central State (Okla.)
4	89	Derek Russell	WR	Arkansas
5	115	Greg Lewis	RB	Washington
6	142	Nick Subis	T/C	San Diego State
8	200	Kenny Walker	DE	Nebraska
9	227	Don Gibson	NT	So. California
10	253	Curtis Mayfield	WR	Oklahoma State
11	284	Shawn Moore	QB	Virginia

1992				
Rd.	No.	Name	Pos.	School
1	25	Tommy Maddox	QB	UCLA
2	54	Shane Dronett	DE	Texas
4	110	Chuck Johnson	T/G	Texas
5	137	Frank Robinson	CB	Boise State
7a	170	Ron Geater	DE	Iowa
7b	181	Jim Johnson	T	Michigan State
7c	193	Jon Bostick	WR	Nebraska
8	208	Dietrich Lockridge	T/G	Jackson State
9	249	Muhammad Oliver	CB	Oregon
10	278	Bob Meeks	C/T	Auburn
11	305	Cedric Tillman	WR	Alcorn State
11	306	Ed Tillison	RB	N.W. Missouri St.
12	334	John Granby	CB/S	Virginia Tech

1993				
Rd.	No.	Name	Pos.	School
1	11	Dan Williams	DE	Toledo
2	43	Glyn Milburn	RB	Stanford
3a	69	Rondell Jones	S	North Carolina
3b	70	Jason Elam	P/K	Hawaii
4	98	Jeff Robinson	DE	Idaho
5	126	Kevin Williams	RB	UCLA
6	154	Melvin Bonner	WR	Baylor
7a	169	Clarence Williams	TE	Washington State
7b	182	Tony Kimbrough	WR	Jackson State
8	210	Brian Stablein	WR	Ohio State

1994				
Rd.	No.	Name	Pos.	School
2	51	Allen Aldridge	LB	Houston
4	123	Randy Fuller	CB	Tennessee State
7a	210	Keith Burns	LB	Oklahoma State
7b	212	Butler By not'e	RB	Ohio State
7c	218	Tom Nalen	C	Boston College

1995				
Rd.	No.	Name	Pos.	School
4a	121	Jamie Brown	T	Florida A&M
4b	124	Ken Brown	LB	Virginia Tech
5	146	Phil Yeboah-Kodie	LB	Penn State
6a	182	Fritz Fequiere	G	Iowa
6b	196	Terrell Davis	RB	Georgia
7a	218	Steve Russ	LB	Air Force
7b	222	Byron Chamberlain	WR	Wayne State (Neb.)

1996

Rd.	No.	Name	Pos.	School
1	15	John Mobley	LB	Kutztown
2	44	Tory James	CB	Louisiana State
3a	65	Detron Smith	FB	Texas A&M
3b	78	Mark Campbell	DT	Florida
4a	100	Jeff Lewis	QB	Northern Arizona
4b	122	Darrius Johnson	CB	Oklahoma
5	149	Patrick Jeffers	WR	Virginia
6	181	Tony Veland	S	Nebraska
7a	213	Leslie Ratliffe	T	Tennessee
7b	226	Chris Banks	G	Kansas
7c	235	L.T. Levine	RB	Kansas
7d	236	Brian Gragert	P	Wyoming

1997

Rd.	No.	Name	Pos.	School
1	28	Trevor Pryce	DT	Clemson
3	67	Dan Neil	G/C	Texas
4	124	Cory Gilliard	S	Ball State

1998

Rd.	No.	Name	Pos.	School
1	30	Marcus Nash	WR	Tennessee
2	61	Eric Brown	S	Mississippi State
3	91	Brian Griesse	QB	Michigan
4	122	Curtis Alexander	RB	Alabama
5	153	Chris Howard	RB	Michigan
7a	200	Trey Teague	T	Tennessee
7b	219	Nate Wayne	LB	Mississippi

1999

Rd.	No.	Name	Pos.	School
1	31	Al Wilson	LB	Tennessee
2a	58	Montae Reagor	DE	Texas Tech
2b	61	Lennie Friedman	G	Duke
3a	67	Chris Watson	CB	Eastern Illinois
3b	93	Travis McGriff	WR	Florida
4	127	Olandis Gary	RB	Georgia
5a	158	David Bowens	LB	Western Illinois
5b	167	Darwin Brown	CB	Texas Tech
6a	179	Desmond Clark	TE	Wake Forest
6b	204	Chad Plummer	WR	Cincinnati
7a	218	Billy Miller	WR	So. California
7b	238	Justin Swift	TE	Kansas State

2000

Rd.	No.	Name	Pos.	School
1	15	Deltha O'Neal	CB	California
2a	40	Ian Gold	LB	Michigan
2b	45	Kenoy Kennedy	S	Arkansas
3	70	Chris Cole	WR	Texas A&M
4a	101	Jerry Johnson	DT	Florida State
4b	112	Cooper Carlisle	G/T	Florida
5	154	Muneer Moore	WR	Richmond
6	189	Mike Anderson	RB	Utah
7a	214	Jarious Jackson	QB	Notre Dame
7b	246	Leroy Fields	WR	Jackson State

2001

Rd.	No.	Name	Pos.	School
1	24	Willie Middlebrooks	CB	Minnesota
2	51	Paul Tovissi	DE	Marshall
3	87	Reggie Hayward	DE	Iowa State
4a	113	Ben Hamilton	C	Minnesota
4b	120	Nick Harris	P	California
6	190	Kevin Kasper	WR	Iowa

2002

Rd.	No.	Name	Pos.	School
1	19	Ashley Lelie	WR	Hawaii
2	51	Clinton Portis	RB	Miami (Fla.)
3	96	Dorsett Davis	DT	Mississippi State
4	131	Sam Brandon	S	Nevada-Las Vegas
5	144	Herb Haygood	WR	Michigan State
6	191	Jeb Putzier	TE	Boise State
7a	228	Chris Young	S	Georgia Tech
7b	231	Monsanto Pope	DT	Virginia

2003

Rd.	No.	Name	Pos.	School
1	20	George Foster	T	Georgia
2	51	Terry Pierce	LB	Kansas State
4a	108	Quentin Griffin	RB	Oklahoma
4b	114	Nick Eason	DT	Clemson
4c	128	Bryant McNeal	DE	Clemson
5a	157	Ben Claxton	C	Mississippi
5b	158	Adrian Madise	WR	Texas Christian
6	194	Aaron Hunt	DE	Texas Tech
7a	227	Clint Mitchell	DE	Florida
7b	235	Ahmaad Galloway	RB	Alabama

2004

Rd.	No.	Name	Pos.	School
1	17	D.J. Williams	LB	Miami (Fla.)
2a	41	Tatum Bell	RB	Oklahoma State
2b	54	Darius Watts	WR	Marshall
3	85	Jeremy LeSueur	CB	Michigan
5	152	Jeff Shoate	CB	San Diego State
6a	171	Triandos Luke	WR	Alabama
6b	190	Josh Sewell	C	Nebraska
7a	225	Matt Mauck	QB	Louisiana State
7b	247	Brandon Miree	RB	Pittsburgh
7c	250	Bradlee Van Pelt	QB	Colorado State

2005

Rd.	No.	Name	Pos.	School
2	56	Darrent Williams	CB	Oklahoma State
3a	76	Karl Paymah	CB	Washington State
3b	97	Domonique Foxworth	CB	Maryland
3c	101	Maurice Claret	RB	Ohio State
6	200	Chris Myers	OL	Miami (Fla.)
7	239	Paul Ernster	K	Northern Arizona

2006

Rd.	No.	Name	Pos.	School
1	11	Jay Cutler	QB	Vanderbilt
2	61	Tony Scheffler	TE	Western Michigan
4a	119	Brandon Marshall	WR	Central Florida
4b	126	Elvis Dumervil	DE	Louisville
4c	130	Domenik Hixon	WR	Akron
5	161	Chris Kuper	G	North Dakota
6	198	Greg Eslinger	C	Minnesota

2007

Rd.	No.	Name	Pos.	School
1	17	Jarvis Moss	DE	Florida
2	56	Tim Crowder	DE	Texas
3	70	Ryan Harris	T	Notre Dame
4	121	Marcus Thomas	DT	Florida

2008

Rd.	No.	Name	Pos.	School
1	12	Ryan Clady	T	Boise State
2	42	Eddie Royal	WR	Virginia Tech
4	108	Kory Lichtensteiger	C	Bowling Green State
4	119	Jack Williams	CB	Kent State
5	139	Ryan Torain	RB	Arizona State
5	148	Carlton Powell	DT	Virginia Tech
6	183	Spencer Larsen	LB	Arizona
7	220	Josh Barrett	S	Arizona State
7	227	Peyton Hillis	FB	Arkansas

2009

Rd.	No.	Name	Pos.	School
1	12	Knowshon Moreno	RB	Georgia
1	18	Robert Ayers	DE	Tennessee
2	37	Alphonso Smith	CB	Wake Forest
2	48	Darcel McBath	S	Texas Tech
2	64	Richard Quinn	TE	North Carolina
4	114	David Bruton	S	Notre Dame
4	132	Seth Olsen	G	Iowa
5	141	Kenny McKinley	WR	South Carolina
6	174	Tom Brandstater	QB	Fresno State
7	225	Blake Schlueter	C	Texas Christian

ALL-TIME DRAFT CHOICES, CONT.

2010

Rd.	No.	Name	Pos.	School
1	22	Demaryius Thomas	WR	Georgia Tech
1	25	Tim Tebow	QB	Florida
2	45	Zane Beadles	G	Utah
3	80	J.D. Walton	C	Baylor
3	87	Eric Decker	WR	Minnesota
5	137	Perrish Cox	CB	Oklahoma State
6	183	Eric Olsen	C	Notre Dame
7	225	Syd'Quan Thompson	CB	California
7	232	Jammie Kirlew	LB	Indiana

2011

Rd.	No.	Name	Pos.	School
1	2	Von Miller	LB	Texas A&M
2	45	Rahim Moore	S	UCLA
2	46	Orlando Franklin	T	Miami (Fla.)
3	67	Nate Irving	LB	North Carolina St.
4	108	Quinton Carter	S	Oklahoma
4	129	Julius Thomas	TE	Portland State
6	189	Mike Mohamed	LB	California
7	204	Virgil Green	TE	Nevada
7	247	Jeremy Beal	DE	Oklahoma

2012

Rd.	No.	Name	Pos.	School
2	36	Derek Wolfe	DT	Cincinnati
2	57	Brock Osweiler	QB	Arizona State
3	67	Ronnie Hillman	RB	San Diego State
4	101	Omar Bolden	CB	Arizona State
4	108	Philip Blake	C	Baylor
5	137	Malik Jackson	DE	Tennessee
6	188	Danny Trevathan	LB	Kentucky

2013

Rd.	No.	Name	Pos.	School
1	28	Sylvester Williams	DT	North Carolina
2	58	Montee Ball	RB	Wisconsin
3	90	Kayvon Webster	CB	South Florida
5a	146	Quanterus Smith	DE	Western Kentucky
5b	161	Tavarres King	WR	Georgia
6	173	Vinston Painter	T	Virginia Tech
7	234	Zac Dysert	QB	Miami (Ohio)

2014

Rd.	No.	Name	Pos.	School
1	31	Bradley Roby	CB	Ohio State
2	56	Cody Latimer	WR	Indiana
3	95	Michael Schofield	OL	Michigan
5	156	Lamin Barrow	LB	Louisiana State
6	207	Matt Paradis	C	Boise State
7	242	Corey Nelson	LN	Oklahoma

2015

Rd.	No.	Name	Pos.	School
1	23	Shane Ray	LB	Missouri
2	59	Ty Sambrailo	T	Colorado State
3	92	Jeff Heuerman	TE	Ohio State
4	133	Max Garcia	C/G	Florida
5	164	Lorenzo Doss	CB	Tulane
6	203	Darius Kilgo	DT	Maryland
7	250	Trevor Siemian	QB	Northwestern
7	251	Taurean Nixon	CB	Tulane
7	252	Josh Furman	S	Oklahoma State

2016

Rd.	No.	Name	Pos.	School
1	26	Paxton Lynch	QB	Memphis
2	63	Adam Gotsis	DT	Georgia Tech
3	98	Justin Simmons	S	Boston College
4	136	Devontae Booker	RB	Utah
5	144	Connor McGovern	G	Missouri
6	176	Andy Janovich	FB	Nebraska
6	219	Will Parks	S	Arizona
7	228	Riley Dixon	P	Syracuse

2017

Rd.	No.	Name	Pos.	School
1	20	Garett Bolles	T	Utah
2	51	DeMarcus Walker	DE	Florida State
3	82	Carlos Henderson	WR	Louisiana Tech
3	101	Brendan Langley	CB	Lamar
5	145	Jake Butt	TE	Michigan
5	172	Isaiah McKenzie	WR	Georgia
6	203	De'Angelo Henderson	RB	Coastal Carolina
7	253	Chad Kelly	QB	Mississippi

2018

Rd.	No.	Name	Pos.	School
1	5	Bradley Chubb	OLB	N.C. State
2	40	Courtland Sutton	WR	Southern Methodist
3	71	Royce Freeman	RB	Oregon
3	99	Isaac Yiadom	CB	Boston College
4	106	Josey Jewell	LB	Iowa
4	113	DaeSean Hamilton	WR	Penn State
5	156	Troy Fumagalli	TE	Wisconsin
6	183	Sam Jones	C	Arizona State
6	217	Keishawn Bierria	LB	Washington
7	226	David Williams	RB	Arkansas

2019

Rd.	No.	Name	Pos.	School
1	20	Noah Fant	TE	Iowa
2a	41	Dalton Risner	OL	Kansas State
2b	42	Drew Lock	QB	Missouri
3	71	Dre'Mont Jones	DL	Ohio State
5	156	Justin Hollins	LB	Oregon
6	187	Juwann Winfree	WR	Colorado

2020

Rd.	No.	Name	Pos.	School
1	15	Jerry Jeudy	WR	Alabama
2	46	KJ Hamler	WR	Penn State
3a	77	Michael Ojemudia	CB	Iowa
3b	83	Lloyd Cushenberry III	C	Louisiana State
3c	95	McTelvin Agim	DL	Arkansas
4	118	Albert Okwuegbunam	TE	Missouri
5	178	Justin Strnad	LB	Wake Forest
6	181	Netane Muti	G	Fresno State
7a	252	Tyrie Cleveland	WR	Florida
7b	254	Derrek Tuszka	OLB	North Dakota State

2021

Rd.	No.	Name	Pos.	School
1	9	Pat Surtain II	CB	Alabama
2	35	Javonte Williams	RB	North Carolina
3a	98	Quinn Meinerz	G	Wis.-Whitewater
3b	105	Baron Browning	LB	Ohio State
5a	152	Caden Sterns	S	Texas
5b	164	Jamar Johnson	S	Indiana
6	219	Seth Williams	WR	Auburn
7a	237	Kary Vincent Jr.	CB	LSU
7b	239	Jonathon Cooper	LB	Ohio State
7c	253	Marquiss Spencer	DE	Miss. State

MISCELLANEOUS PLAYER MOVEMENT HISTORY

EQUALIZATION, EXPANSION DRAFTS

- 1962 — **AFL Equalization Draft:** Broncos obtain OG John Denvir from San Diego, OE Jerry Richardson from San Diego, QB Richie Lucas from Buffalo, DT Ike Lassiter from Dallas and HB Charles Bolden from Houston.
- 1966 — **Expansion Draft:** Broncos lost LB Tom Erlandson, DE Ed Cooke, OG Tommy Nomina and DB John McGeever to Miami.
- 1968 — **Expansion Draft:** Broncos lost RB Cooke Gilchrist, OG Pat Matson, LB Henry Sorrell, RB Mike Kellogg and DB Lonnie Wright to Cincinnati.
- 1976 — **Expansion Draft:** Broncos lost T Mike Current and DT Bubba Bridges to Tampa Bay and DB Steve Taylor to Seattle.
- 1995 — **Expansion Draft:** Broncos lost WR Cedric Tillman to Jacksonville and FS Charles Swann to Carolina.
- 1999 — **Expansion Draft:** Broncos lost WR Justin Armour to Cleveland.

PLAN B FREE AGENT SIGNINGS/LOSSES (1989-92)

- 1989 — Signed:** T Paul Blair (Chi.), DE Alfonso Carreker (G.B.), T Bill Contz (N.O.), TE Doug Cossie (Dal.), LB Scott Curtis (Phi.), RB Kerry Gools (T.B.), CB Wymon Henderson (Min.), LB Blake Peterson (Was.), RB Reggie Ware (L.A. Raiders), CB Dennis Woodberry (Was.), WR Michael Young (L.A. Rams). **Lost:** DE Walt Bowyer (K.C.), WR Sam Graddy (L.A. Raiders), WR Jason Johnson (Pit.).
- 1990 — Signed:** LB Ty Albert (Phi.), RB Lorenzo Hampton (Mia.), WR Jason Johnson (Pit.), TE David Little (P.h.), DE Mark Mraz (L.A. Raiders), CB Elliott Smith (S.D.), LB Rod Stephens (Sea.), TE Chris Verhulst (Hou.), DE Robb White (N.Y. Giants). **Lost:** TE Pat Kelly (N. Y. Jets), LB Bruce Klostermann (L.A. Raiders), C Mike Ruether (Atl.), LB Randy Thornton (N.Y. Giants).
- 1991 — Signed:** CB Charles Dimry (Atl.), G Crawford Kerr (Dal.), RB Robert Perryman (K.C.). **Lost:** LB Mark Munford (K.C.), RB Kerry Porter (Hou.).
- 1992 — Signed:** TE Robert Awalt (Dal.), G/T Ebert Crawford (N.E.), QB Steve Pelleur (K.C.), T Frank Pollack (S.F.). **Lost:** S Randy Robbins (N.E.).

UNRESTRICTED FREE AGENT SIGNINGS/LOSSES (1993-2019)

- 1993 — **Signed:** RB Rod Bernstine (S.D.), RB Robert Delpino (L.A. Rams), G Brian Habib (Min.), T Don Maggs (Hou.), LB Dave Wyman (Sea.). **Lost:** LB Michael Brooks (N.Y. Giants), WR Mark Jackson (N.Y. Giants).
- 1994 — **Signed:** WR Jeff Campbell (Det.), CB Ray Crockett (Det.), LB Richard Harvey (Buf.), CB Randy Hilliard (Cle.), WR Anthony Miller (S.D.). **Lost:** WR Vance Johnson (S.D.).
- 1995 — **Signed:** RB Aaron Craver (Mia.), LB Britt Hager (Phi.), S Tim Hauck (G.B.), DT James Jones (Cle.), OL Bill Lewis (Ari.), DT Mike Lodish (Buf.), WR Ed McCaffrey (S.F.), T Reggie McElroy (Min.), QB Bill Musgrave (S.F.), DT Michael Dean Perry (Cle.), G Mark Schlereth (Was.), T Bill Schultz (Hou.), CB Eric Thomas (N.Y. Jets), T Broderick Thompson (Phi.), CB Lionel Washington (L.A. Raiders). **Lost:** LB Richard Harvey (N.O.), T Kirk Scaffaro (S.F.), DT Ted Washington (Buf.), C/G Dave Willard (Jac.).
- 1996 — **Signed:** CB Toi Cook (N.O.), DT Jumpy Geathers (Atl.), RB Vaughn Hebron (Phi.), LB Bill Romanowski (Phi.), WR Mike Sherran (N.Y. Giants), DE Aaron Wallace (Oak.), DE Alfred Williams (S.F.). **Lost:** DT Shane Dronett (Atl.).
- 1997 — **Signed:** LB Arnold Ale (S.D.), WR Flipper Anderson (Was.), QB Bubby Brister, S Dedrick Dodge (S.F.), CB Darrien Gordon (S.D.), WR Willie Green (Car.), FB Howard Griffith (Car.), RB Derek Loville (S.F.), RB Anthony Lynn (S.F.), LB Godfrey Myles (Dal.), DE Neil Smith (K.C.), T Harry Swayne (S.D.), DT Keith Traylor (K.C.). **Lost:** RB Aaron Craver (S.D.), S Tim Hauck (Sea.), S Rondell Jones (Bal.), DE Jeff Robinson (Stl.), OL Ralph Tamm (K.C.).
- 1998 — **Signed:** QB Doug Nussmeier (N.O.), DE Marvin Washington (S.F.). **Lost:** LB Allen Aldridge (Det.), G Brian Habib (Sea.).
- 1999 — **Signed:** T Tony Bert (Sea.), CB Dale Carter (K.C.), DE Carl Reeves (Chi.). **Lost:** LB Keith Burns (Chi.), WR Willie Green (Mia.), T Harry Swayne (Bal.), DE Marvin Washington (S.F.).
- 2000 — **Signed:** DE Lester Archambeau (Atl.), G David Diaz-Infante (Phi.), QB Gus Ferrotte (Det.), DT Bob Kuberski (N.E.), CB Jeremy Lincoln (N.Y. Giants), LB Ricardo McDonald (Chi.), DE Kavika Pittman (Dal.), CB Darryl Pounds (Was.). **Lost:** DT Paul Grasmanis (Phi.), CB Tony James (Oak.), TE Shannon Sharpe (Bal.).
- 2001 — **Signed:** T Ethan Brooks (Ari.), FB Tony Carter (N.E.), LB Henri Crockett (Atl.), T Todd Fordham (Jac.), TE Patrick Hape (T.B.), WR Eddie Kennison (Chi.), DT Leon Lett (Dal.), CB Denard Walker (Ten.). **Lost:** CB Ray Crockett (K.C.), TE Byron Chamberlain (Min.).
- 2002 — **Signed:** DT Lionel Dalton (Bal.), LB Terry Killens (S.F.), S Izell Reese (Dal.), T Ephraim Salaam (Atl.). **Lost:** CB Eric Davis (Det.), QB Gus Ferrotte (Cin.), T Trey Teague (Buf.).
- 2003 — **Signed:** DT Daryl Gardner (Was.), G Heath Irwin (Stl.), QB Jake Plummer (Ari.). **Lost:** RB Olandis Gary (Buf.), CB Tyrone Poole (N.E.), DT Montae Reager (Ind.), Izell Reese (Buf.).
- 2004 — **Signed:** DE Marco Coleman (Phi.), T Cornell Green (T.B.), QB Mike Quinn (Hou.), TE O.J. Santiago (Oak.), TE Jed Weaver (S.F.). **Lost:** DE Bertrand Berry (Ari.), LB Keith Burns (T.B.), WR Chris Cole (Oak.), LB Ian Gol (T.B.).
- 2005 — **Signed:** TE Stephen Alexander (Det.), LB Keith Burns (T.B.), RB Ron Dayne (N.Y. Giants), G Cameron Spikes (Ari.). **Lost:** DE Reggie Hayward (Jac.), S Kenoy Kennedy (Det.), LB Donnie Spragan (Mia.).
- 2006 — **Signed:** LB Nate Webster (Cin.). **Lost:** DT Monsanto Poje (NYJ).
- 2007 — **Signed:** TE Daniel Graham (N.E.), LB Warrick Holdman (Was.), G Montrae Holland (N.O.), LB D.D. Lewis (Sea.), P Todd Sauerbrun (N.E.), RB Paul Smith (Stl.), G Cooper Carlisle (Oak.), DE Patrick Chukwurah (T.B.), DT Michael Myers (Cin.).
- 2008 — **Signed:** LB Boss Bailey (Det.), WR Keary Colbert (Car.), LB Niko Koutouvides (Sea.), S Marquand Manuel (Car.), WR Samie Parker (K.C.), RB Michael Pittman (T.B.), C Casey Wiegmann (K.C.). **Lost:** K Jason Elam (Atl.), S Nick Ferguson (Hou.).
- 2009 — **Signed:** RB J.J. Arrington (Ari.), RB Correll Buckhalter (Phi.), LB Andra Davis (Cle.), S Brian Dawkins (Phi.), DT Ronald Fields (S.F.), WR Jabar Gaffney (N.E.), CB Andra Goodman (Mia.), T Brandon Gorin (Stl.), S Renaldo Hill (Mia.), RB LaMont Jordan (N.E.), LS Lonie Paxton (N.E.), DL/LB Darrell Reid (Ind.), QB Chris Simms (Ten.), G Scott Young (Cle.). **Lost:** CB Karl Paymah (Min.).
- 2010 — **Signed:** DL Justin Bannan (Bal.), DL Jarvis Green (N.E.), CB Nate Jones (Mia.). **Lost:** G/C Ben Hamilton (Sea.), DL Vonnie Holliday (Was.).
- 2011 — **Signed:** TE Daniel Fells (Stl.), TE Dante Rosario (Car.), DT Marcus Thomas (Den.). **Lost:** OL Ryan Harris (Phi.), DL Ronald Fields (Car.).
- 2012 — **Signed:** S Mike Adams (Cle.), WR Andre Caldwell (Cin.), TE Joel Dreessen (Hou.), CB Caleb Hanie (Chi.), CB Tracy Porter (N.O.), TE Jacob Tamme (Ind.). **Lost:** DT Brodrick Bunkley (N.O.), TE Daniel Fells (N.E.), LB Mario Haggan (Stl.), Derrick Harvey (Cin.), FB Spencer Larsen (N.E.), QB Brady Quinn (K.C.), TE Dante Rosario (S.D.), RB Eddie Royal (S.D.), CB Jonathan Wilhite (Chi.).
- 2013 — **Signed:** DT Terrance Knight (Jac.), LB Shaun Phillips (S.D.), CB Dominique Rodgers-Cromartie (Phi.), G Louis Vasquez (S.D.), WR Wes Welker (N.E.). **Lost:** FB Chris Gronkowski (S.D.), S Jim Leonhard (N.O.), CB Tracy Porter (Oak.), WR Matthew Willis (Det.).

UFA SIGNINGS / LOSSES CONT.

- 2014** — **Signed:** WR Emmanuel Sanders (Pit.), CB Aqib Talib (N.E.), S T.J. Ward (Cle.). **Lost:** S Mike Adams (Ind.), DE Robert Ayers (NYG), G Zane Beadles (Jac.), WR Eric Decker (NYJ), WR Trindon Holliday (NYG), DE Jeremy Mincey (Dal.), RB Knowshon Moreno (Mia.), DE Shaun Phillips (Ten.), CB Dominique Rodgers-Cromartie (NYG), LB Wesley Woodyard (Ten.).
- 2015** — **Signed:** TE Owen Daniels (Bal.), S Darian Stewart (Bal.). **Lost:** G Orlando Franklin (S.D.), LB Nate Irving (Ind.), DT Terrance Knighton (Was.), C Will Montgomery (Chi.), S Rahim Moore (Hou.), TE Jacob Tamme (Atl.), TE Julius Thomas (Jac.), DT Mitch Unrein (S.D.), WR Wes Welker.
- 2016** — **Signed:** DE Jared Crick (Hou.), T Russell Okung (Sea.), S Brandian Ross (Oak.), T Donald Stephenson (K.C.), LB Dekoda Watson (N.E.). **Lost:** S Omar Bolden (Chi.), S David Bruton Jr. (Was.), WR Andre Caldwell (Det.), TE Vernon Davis (Was.), T Ryan Harris (Pit.), DE Malik Jackson (Jac.), G Evan Mathis (Ari.), OLB Lerentee McCray (G.B.), Brock Osweiler (Hou.), ILB Danny Trevathan (Chi.).
- 2017** — **Signed:** G Ron Leary (Dal.), T Menelik Watson (Oak.), NT Domata Peko Sr. (Cin.), DL Zach Kerr (Ind.), OLB Kasim Edehali (N.O.). **Lost:** LS Thomas Gafford (N.O.), OLB Dekoda Watson (S.F.), CB Kayvon Webster (LAA), NT Sylvester Williams (Ten.).
- 2018** — **Signed:** QB Case Keenum (Den.), DL Clinton McDonald (T.B.). **Lost:** WR Bennie Fowler (Chi.), TE Virgil Green (LAC), WR Cody Latimer (NYG), ILB Corey Nelson (Phi.), QB Brock Osweiler (Mia.), Donald Stephenson (Cle.).
- 2019** — **Signed:** CB Bryce Callahan (Chi.), CB Kareem Jackson (Hou.), T Ja'Wuan James (Mia.). **Lost:** OLB Shaquil Barrett (T.B.), CB Tramaine Brock (Ari.), G Max Garcia (Ari.), TE Matt LaCosse (N.E.), ILB Brandon Marshall (Oak.), C Matt Paradis (Car.), CB Bradley Roby (Hou.), OL Billy Turner (G.B.).
- 2020** — **Signed:** DL Christian Covington (Dal.), QB Jeff Driskel (Det.), G Graham Glasgow (Det.), RB Melvin Gordon III (LAC), P Sam Martin (Det.), TE Nick Vannett (Pit.). **Lost:** RB Devontae Booker (L.V.), CB Chris Harris Jr. (LAC), LS Casey Kreiter (NYG), C Connor McGovern (NYJ), S Will Parks (Phi.), DE Derek Wolfe (Bal.).
- 2021** — **Signed:** RB Mike Boone (Min.), CB Ronald Darby (Was.). **Lost:** OLB Jeremiah Attaochu (Chi.), RB Phillip Lindsay (Hou.), T Elijah Wilkinson (Chi.), DE DeMarcus Walker (Hou.).

BRONCOS MAJOR TRADE HISTORY

2021

Obtained QB Teddy Bridgewater Denver in exchange for a 6th-2021 (DE Tarron Jackson)
 Obtained a 2nd-2021 (35 – RB Javonte Williams) and 6th-2021 (219 – WR Seth Williams) from Atlanta in exchange for a 2nd-2021 (40) and a 4th-2021 (114 – C Drew Dalman)
 Obtained a 3rd-2021 (76 – traded) and a 5th-2021 (164 – S Jamar Johnson) from the N.Y. Giants in exchange for a 3rd-2021 (71 – CB Aaron Robinson)
 Obtained a 3rd-2021 (98 – G Quinn Meinerz) and a 3rd-2021 (105 – LB Baron Browning) from New Orleans in exchange for a 3rd-2021 (76 – CB Paulson Adebayo)

2020

Obtained CB A.J. Bouye from Jacksonville in exchange for a 4th-2020 (CB Josiah Scott)
 Obtained DL Jurrell Casey from Tennessee in exchange for a 7th-2020 (traded to Kansas City)
 Obtained a 7th-2021 from Cleveland in exchange for FB Andy Janovich

2019

Obtained QB Joe Flacco from Baltimore in exchange for a 4th-2019 (RB Justice Hill)
 Obtained a 6th-2020 from Washington in exchange for QB Case Keenum and a 6th-2020 (G Netane Muti).
 Obtained a 1st-2019 (TE Noah Fant), a 2nd-2019 (traded to Cincinnati) and a 3rd-2020 from Pittsburgh in exchange for a 1st-2019 (LB Devin Bush)
 Obtained a 2nd-2019 (Drew Lock) from Cincinnati in exchange for a 2nd-2019 (TE Drew Sample), a 4th-2019 (DT Wren Renell) and a 6th-2019 (RB Trayveon Williams)
 Obtained OLB Dekoda Watson and 6th-2019 (traded to Cincinnati) in exchange for a 5th-2019 (LB Dre Greenlaw)
 Obtained a 6th-2019 (WR Juwan Winfree) from Carolina in exchange for a 6th-2019 (T Denis Daley) and a 7th-2019 (WR Terry Godwin)
 Obtained a 3rd (DT McTelvin Agim) and 4th-2020 (TE Albert Okwuegbunam) from San Francisco in exchange for WR Emmanuel Sanders and a 5th-2020 (traded to Washington)

2018

Obtained a 5th-2019 from Minnesota in exchange for QB Trevor Siemian and a 7th-2018 (LB Devante Downs).
 Obtained a conditional 7th-2019 from N.Y. Giants in exchange for P Riley Dixon.
 Obtained T Jared Veldheer from Arizona in exchange for a 6th-2018 (CB Christian Campbell).
 Obtained S Su'a Cravens, a 4th-2018 (WR DaeSean Hamilton) and a 5th-2018 (traded to Seattle) in exchange for a 4th-2018 (S Troy Apke), a 5th-2018 (traded to San Francisco) and a 5th-2018 (DT Tim Settle).
 Obtained a 5th-2018 (TE Troy Fumagalli) and a 7th-2018 (RB David Williams) from Seattle in exchange for a 5th-2018 (P Michael Dickson).
 Obtained a 6th-2018 (G Sam Jones) and a 6th-2018 (LB Keishawn Bierria) from L.A. Rams in exchange for a 5th-2018 (DE Ogbornia Okoronkwo).

2017

Obtained a 4th-2018 from San Francisco in exchange for RB Kapri Bibbs and a 5th-2017.
 Obtained a 5th-2017 (TE Jake Butt) and a 5th-2017 (traded to Green Bay) from Cleveland in exchange for a 4th-2017 and a 7th-2017.
 Obtained a 5th-2017 (WR Isaiah McKenzie) from Green Bay in exchange for a 5th-2017 and a 7th-2017.
 Obtained a 5th-2018 (traded to Washington) from Atlanta in exchange for T Ty Sambrailo.
 Obtained G Allen Barbre from Philadelphia for a 7th-2019.

2016

Obtained a 6th-2016 (FB Andy Janovich) and a 6th-2017 (RB De'Angelo Henderson) from Tennessee in exchange for a 5th-2016 and a 7th-2016.
 Obtained a 1st-2016 (QB Paxton Lynch) from Seattle in exchange for a 1st-2016 and a 3rd-2016.
 Obtained QB Mark Sanchez from Philadelphia in exchange for a conditional draft choice in 2017.
 Obtained TE A.J. Derby from New England in exchange for a 5th-2017.

2015

Obtained TE Vernon Davis and a 7th-2016 (P Riley Dixon) from San Francisco in exchange for a 6th-2016 and a 6th-2017.
 Obtained a 1st-2015 (LB Shane Ray) from Detroit in exchange for C/G Manny Ramirez, a 1st-2015, a 5th-2015 and a 5th-2016.
 Obtained C/G Gino Gradkowski and a 5th-2016 (G Connor McGovern) from Baltimore in exchange for 4th-2016.

2014

Obtained K Brandon McManus from N.Y. Giants in exchange for a 7th-2015.
Obtained a 2nd-2014 (WR Cody Latimer) and 7th-2014 (LB Corey Nelson) from San Francisco in exchange for a 2nd-2014, a 5th-2014 and a 4th-2015.
Obtained a 5th-2014 (LB Lamin Barrow) and a 5th-2015 (CB Lorenzo Doss) from Chicago in exchange for a 4th-2014 and a 7th-2014.

2013

Obtained a 5th-2013 (DE Quanterus Smith) and 6th-2013 (T Vinston Painter) from Green Bay in exchange for a 4th-2013.

2012

Obtained a 4th-2012 (C Philip Blake) and a 6th-2012 (LB Danny Trevathan) from the N.Y. Jets in exchange for QB Tim Tebow and a 7th-2012.
Obtained a 1st-2012 (traded to Tampa Bay) and a 4th-2012 (traded to Tampa Bay) from New England in exchange for a 1st-2012.
Obtained a 2nd-2012 (DE Derek Wolfe) and a 4th-2012 (CB Omar Bolden) from Tampa Bay in exchange for a 1st-2012 and a 4th-2012.
Obtained a 3rd-2012 (RB Ronnie Hillman) from Cleveland in exchange for a 3rd-2012 and a 4th-2012.

2011

Obtained a 2nd-2011 (S Rahim Moore), a 4th-2011 (S Quinton Carter) and a 5th-2011 (traded to Green Bay) from San Francisco in exchange for a 2nd-2011.
Obtained a 4th-2011 (TE Julius Thomas) and a 7th-2011 (TE Virgil Green) from Green Bay in exchange for a 5th-2011 and a 6th-2011.
Obtained DT Brodrick Bunkley from Philadelphia in exchange for a 6th-2012.
Obtained a 5th-2012 (DE Malik Jackson) from St. Louis in exchange for WR Brandon Lloyd.

2010

Obtained QB Brady Quinn from Cleveland in exchange for RB Peyton Hillis, a 6th-2011 and a 5th-2012.
Obtained a 2nd-2010 (traded to Baltimore) and a 2nd-2011 (T Orlando Franklin) from Miami in exchange for WR Brandon Marshall.
Obtained a 5th-2010 (CB Perrish Cox) from Philadelphia through Cleveland in a three-way trade that sent TE Tony Scheffler to Detroit along with a 7th-2010 (traded to Philadelphia).
Obtained a 1st-2010 (traded to Philadelphia) and a 4th-2010 (traded to New England) from San Francisco for a 1st-2010.
Obtained a 1st-2010 (traded to Dallas via New England), a 3rd-2010 (traded to Baltimore) and a 3rd-2010 (WR Eric Decker) from Philadelphia in exchange for a 1st-2010.
Obtained a 1st-2010 (WR Demaryius Thomas) from New England in exchange for a 1st-2010 and a 4th-2010.
Obtained a 1st-2010 (QB Tim Tebow) from Baltimore in exchange for a 2nd-2010, a 3rd-2010 and a 4th-2010.
Obtained a 7th-2010 (CB Syd'Quan Thompson) and a 7th-2010 (LB Jammie Kirlew) from Tampa Bay in exchange for a 5th-2011.
Obtained LB Joe Mays from Philadelphia in exchange for RB J.J. Arrington.
Obtained TE Dan Gronkowski from Detroit in exchange for CB Alphonso Smith.
Obtained RB Laurence Maroney and a 6th-2011 (traded to Minnesota through Cleveland) from New England in exchange for a 4th-2011.

2009

Obtained QB Kyle Orton, a 1st-2009 (DE Robert Ayers), a 3rd-2009 (traded to Pittsburgh) and a 1st-2010 (traded to San Francisco) from Chicago in exchange for QB Jay Cutler and 5th-2009.
Obtained a 2nd-2009 (CB Alphonso Smith) from Seattle in exchange for a 1st-2010.
Obtained a 2nd-2009 (TE Richard Quinn) and a 4th-2009 (G Seth Olsen) from Pittsburgh in exchange for a 3rd-2009 and a 3rd-2009.
Obtained a 5th-2009 (WR Kenny McKinley) from Baltimore through New England, Philadelphia and Cleveland in exchange for a 5th-2009 and a 6th-2009.
Obtained a 6th-2009 (QB Tom Brandstater) from Detroit in exchange for a 7th-2009 and a 5th-2010.
Obtained DL Le Kevin Smith and a 7th-2010 from New England (traded to Washington via Philadelphia and New England) in exchange for a 5th-2010.
Obtained OL Russ Hochstein from New England in exchange for a 7th-2010.

2008

Obtained a 5th-2009 (traded to Chicago) from Seattle in exchange for WR Keary Colbert.
Obtained a 7th-2009 (traded to Detroit) from Atlanta in exchange for CB Dominique Foxworth.
Obtained a 5th-2010 from Dallas (traded to New Orleans through New England, Oakland and Jacksonville) in exchange for G Montrea Holland.
Obtained DT Dewayne Robertson from N.Y. Jets in exchange for a conditional 2009 draft pick (did not meet conditions).
Obtained 6th-2008 (FB/LB Spencer Larsen) from Houston in exchange for C Chris Myers.

2007

Obtained a 5th-2008 (RB Ryan Torain) from Oakland in exchange for DT Gerard Warren.
Obtained DT Jimmy Kennedy from St. Louis in exchange for a 6th-2008 (traded to Washington).
Obtained a 4th-2007 (DT Marcus Thomas) from Minnesota in exchange for a 6th-2007, a 7th-2007 and a 3rd-2008.
Obtained a 1st-2007 (DE Jarvis Moss) from Jacksonville in exchange for a 1st-2007, a 3rd-2007 and a 6th-2007.
Obtained a 7th-2008 (FB Peyton Hillis) from Tampa Bay in exchange for QB Jake Plummer.
Obtained CB Dré Bly and a 6th-2007 (traded to Minnesota) from Detroit in exchange for RB Tatum Bell, T George Foster and a 5th-2007.

2006

Obtained a 3rd-2007 (T Ryan Harris) and a 4th-2008 (CB Jack Williams) from Washington in a three-way trade in which Denver WR Ashley Lelie was sent to Atlanta.
Obtained WR Javon Walker from Green Bay in exchange for a 2nd-2006 (traded to Atlanta).
Obtained a 1st-2006 (QB Jay Cutler) from St. Louis in exchange for a 1st-2006 and a 3rd-2006.
Obtained a 2nd-2006 (traded to Green Bay) and a 3rd-2006 (traded to St. Louis) from San Francisco in exchange for a 1st-2006.
Obtained 1st-2006 (traded to St. Louis) from Atlanta in exchange for a 1st-2006, a 3rd-2006 and a 4th-2007.

2005

Obtained DE John Engelberger from San Francisco in exchange for CB Willie Middlebrooks.
Obtained P Todd Sauerbrun from Carolina in exchange for P Jason Baker and a 7th-2006.
Obtained a 3rd-2005 (CB Karl Paymah), a 1st-2006 (traded to San Francisco), a 3rd-2006 (traded to St. Louis) and 4th-2006 (WR Brandon Marshall) from Washington in exchange for a 1st-2005.
Obtained DE Ebenezer Ekuban and DT Michael Myers from Cleveland in exchange for RB Reuben Droughns.
Obtained DT Gerard Warren from Cleveland in exchange for a 4th-2005.

2004

Obtained DT Ellis Johnson from Atlanta in exchange for a 5th-2005.
Obtained a 1st-2004 (LB D.J. Williams) from Cincinnati in exchange for CB Deltha O'Neal, a 1st-2004, a 4th-2004, and a 4th-2004.
Obtained CB Champ Bailey and a 2nd-2004 (RB Tatum Bell) from Washington in exchange for RB Clinton Portis.

2003

Obtained a 6th-2004 (WR Triandos Luke) from Washington in exchange for DT Lionel Dalton.
Obtained a 4th-2003 (DE Bryant McNeal) and a 5th-2003 (C Ben Claxton) from New England in exchange for a 4th-2003.
Obtained a 4th-2003 (RB Quentin Griffin), a 4th-2003 (traded to New England) and a 7th-2003 (DE Clint Mitchell) from Carolina in exchange for a 3rd-2003.

MAJOR TRADES, CONT.

2002

Obtained a 4th-2002 (S Sam Brandon) and a 5th-2002 (WR Herb Haygood) from New England in exchange for a 4th-2002.
Obtained a 3rd-2002 (DT Dorsett Davis) from Baltimore in exchange for a 4th-2002 and a 5th-2002.

2001

Obtained a 7th-2002 (S Chris Young) from Atlanta in exchange for LB Henri Crockett.
Obtained a 4th-2002 (traded to Baltimore) from Atlanta in exchange for a 7th-2001, a 7th-2001 and a 7th-2001.
Obtained a 2nd-2001 (DE Paul Toviessi) from Buffalo in exchange for a 2nd-2001 and a 4th-2001.

2000

Obtained a 4th-2001 (traded to Buffalo) from Buffalo in exchange for CB Chris Watson.
Obtained a 4th-2001 (C Ben Hamilton) from Green Bay in exchange for LB Nate Wayne.
Obtained WR Robert Scott from Green Bay in exchange for a conditional draft choice.
Obtained a 5th-2000 (WR Muneer Moore) from Seattle in exchange for a 6th-2000 and a 7th-2000.
Obtained a 1st-2000 (CB Deltha O'Neal) and a 2nd-2000 (S Kenoy Kennedy) from Baltimore in exchange for a 1st-2000.
Obtained a 6th-2000 (RB Mike Anderson) from St. Louis in exchange for RB Derek Loville.
Obtained S Billy Jenkins from St. Louis in exchange for a 5th-2000 and a 5th-2001.
Obtained a 7th-2001 (traded to Atlanta) from Green Bay in exchange for LB David Bowens.

1999

Obtained a 7th-2000 (traded to Seattle) and a 7th-2001 (traded to Atlanta) from Washington in exchange for CB Tito Paul.
Obtained RB John Avery from Miami in exchange for WR Marcus Nash.
Obtained a 6th-1999 (TE Desmond Clark) and a 7th-1999 (WR Billy Miller) from Washington in exchange for a 5th-1999.
Obtained a 3rd-1999 (CB Chris Watson) and a 4th-2000 (G/T Cooper Carlisle) from Carolina in exchange for QB Jeff Lewis.

1998

Obtained a 5th-1999 (DE/LB David Bowens) from Dallas in exchange for TE Kendall Watkins.
Obtained a 7th-1998 (T Trey Teague) from Philadelphia in exchange for a 6th-1999.
Obtained a 2nd-1999 (DE Montae Reagor) from San Francisco in exchange for T Jamie Brown.

1997

Obtained a 3rd-1997 (G Dan Neil) from N.Y. Jets for a 3rd-1997, a 6th-1997, a 7th-1997 and a 6th-1998.
Obtained T Tony Jones from Baltimore for a 2nd-1997.

1996

Obtained WR Todd Kinchen from St. Louis for a 5th-1997.
Obtained a 2nd-1996 (traded to Baltimore) and a 7th-1996 (P Brian Gragert) from Detroit in exchange for RB/KR Glyn Milburn.
Obtained a 4th-1996 (S Darius Johnson), a 5th-1996 (WR Patrick Jeffers) and a 7th-1996 (RB L.T. Levine) from Carolina in exchange for a 4th-1996.

1995

Obtained a 4th-1995 (T Jamie Brown) and a 6th-1995 (RB Terrell Davis) from Minnesota in exchange for a 4th-1995.

1994

Obtained a 4th-1995 (LB Ken Brown) from L.A. Rams in exchange for QB Tommy Maddox.
Obtained a 7th-1994 (C Tom Nalen) from N.Y. Giants in exchange for WR Arthur Marshall.
Obtained WR Mike Pritchard and a 7th-1995 (TE Byron Chamberlain) from Atlanta in exchange for a 3rd-1994 and a 1st-1995.
Obtained DT Ted Washington from San Francisco in exchange for a 5th-1994.
Obtained CB Ben Smith from Philadelphia in exchange for a 3rd-1995 and a 5th-1996.

1993

Obtained T Gary Zimmerman from Minnesota in exchange for a 1st-1994, a 6th-1994 and a 2nd-1995.
Obtained a 7th-1994 (Butler By'not'e) from Green Bay in exchange for G Doug Widell.
Obtained a conditional draft choice from Minnesota in exchange for WR Vance Johnson.
Obtained a 1st-1993 (Dan Williams) from Cleveland in exchange for a 1st-1993 and a 3rd-1993.
Obtained a 3rd-1993 (Rondell Jones) from L.A. Raiders in exchange for RB Gaston Green.
Obtained a 3rd-1993 (traded to Cleveland) and a 7th-1993 (Clarence Williams) from Atlanta in exchange for S Alton Montgomery.

1992

Obtained RB Sammie Smith from Miami in exchange for RB Bobby Humphrey.
Obtained a 7th-1992 (Jim Johnson) and an 8th-1992 (Dietrich Lockridge) from N.Y. Jets in exchange for a 6th-1992.
Obtained a 7th-1992 (Ron Geater) from Tampa Bay in exchange for WR Ricky Nattiel.

1991

Obtained T Harvey Salem from Detroit in exchange for a 3rd-1992.
Obtained RB Gaston Green and a 4th-1991 (Derek Russell) from L.A. Rams for T Gerald Perry and a 12th-1991.

1990

Obtained DE David Galloway from Phoenix in exchange for an 8th-1991.
Obtained T/C David Widell from Dallas in exchange for a 7th-1991.
Obtained an 8th-1991 (traded to Phoenix) from Phoenix in exchange for TE David Little.
Obtained a 10th-1990 (James Szymanski) from L.A. Raiders in exchange for an 11th-1990.
Obtained a 5th-1990 (Jeff Davidson) from New England for a 4th-1991.

1989

Obtained DE Ron Holmes from Tampa Bay in exchange for a 4th-1990.
Obtained DE Kevin Brooks and a 4th-1990 (Jeroy Robinson) from Dallas in exchange for a 3rd-1990.
Obtained K David Treadwell from Phoenix in exchange for a 12th-1990.
Obtained a 1st-1989 (Steve Atwater), a 2nd-1989 (Warren Powers) and a 5th-1989 (Darren Carrington) from Cleveland in exchange for a 1st-1989.

1988

Obtained FB Calvin Thomas from Chicago in exchange for a conditional draft choice.
Obtained NT Shawn Knight from New Orleans in exchange for NT Ted Gregory.
Obtained a future draft choice from Washington in exchange for RB/TE Bobby Micho.
Obtained C Mike Ruetter from Phoenix in exchange for LB Ricky Hunley.
Obtained RB Tony Dorsett from Dallas in exchange for a 5th-1989.
Obtained S Kip Corrington from Detroit in exchange for a conditional future draft choice.

Obtained a 10th-1988 (Channing Williams) from Pittsburgh in exchange for LB Ken Woodard.
Obtained G Stefan Humphries from Chicago in exchange for P Bryan Wagner.
Obtained C/G Larry Lee from Miami in exchange for an 8th-1988.

Obtained an 11th-1987 (Steve Roberts) and a 7th-1988 from L.A. in exchange for LB Steve Busick.
Obtained CB Mark Haynes from N.Y. Giants in exchange for a 2nd-1986, a 6th-1986 and a 2nd-1987.

Obtained TE Mike Barber from L.A. Rams in exchange for a 12th-1986.
Obtained a 2nd-1985 (Vance Johnson) from Houston in exchange for a 2nd-1985 and a 5th-1985.
Obtained a 6th-1986 (Orson Mobley) from Green Bay in exchange for QB Scott Brunner.

Obtained a 6th-1986 (traded to N.Y. Giants) from Tampa Bay in exchange for DE Brison Manor.
Obtained LB Ricky Hunley from Cincinnati for a 1st-1986, a 3rd-1986 and a 5th-1987.
Obtained WR Butch Johnson from Houston in exchange for a 3rd-1985.
Obtained WR Dave Logan from Cleveland in exchange for a 4th-1984.
Obtained QB Scott Brunner from N.Y. Giants in exchange for a 4th-1984.
Obtained a 4th-1984 (Randy Robbins) and a 2nd-1985 (traded to Houston) from Tampa Bay in exchange for QB Steve DeBerg.
Obtained TE Eason Ramson from San Francisco in exchange for a 5th-1984.
Obtained LB Stan Blinka from N.Y. Jets in exchange for a 6th-1985.

Obtained a 5th-1985 (Billy Hinson) from Miami in exchange for LB Larry Evans.
Obtained an 8th-1984 (Winford Hood) from Green Bay in exchange for DE Greg Boyd.
Obtained QB John Elway from Baltimore in exchange for G Chris Hinton, QB Mark Herrmann and a 1st-1984.

Obtained a 4th-1984 (traded to Cleveland) from New Orleans in exchange for T Kelvin Clark.
Obtained S J.T. Thomas from Pittsburgh in exchange for an 8th-1983.
Obtained LB Robert L. Jackson from Cleveland in exchange for a 6th-1982.
Obtained a 1st-1982 (Gerald Willhite) and a 4th-1982 (Dan Plater) from Buffalo for a 1st-1982.

Obtained QB Steve DeBerg from San Francisco in exchange for a 4th-1983.
Obtained WR Wade Manning from Buffalo in exchange for an 8th-1982.
Obtained a 5th-1983 from New Orleans in exchange for LB Rob Nairne.
Obtained RB Tony Reed from Kansas City in exchange for a 3rd-1981 and a 4th-1982.

Obtained WR Emery Moorehead from N.Y. Giants in exchange for an 8th-1981.
Obtained RB Don Hardeman from Baltimore in exchange for a 12th-1980.
Obtained CB Perry Smith from St. Louis in exchange for an 8th-1980 and a 10th-1981.
Obtained RB Lawrence McCutcheon from L.A. Rams in exchange for a 3rd-1982.
Obtained QB Matt Robinson from N.Y. Jets in exchange for QB Craig Penrose, a 1st-1980, a 2nd-1980.

Obtained a 2nd-1980 (Rulon Jones), a 5th-1980 (Laval Short) and a 3rd-1981 (traded to Kansas City) to Oakland in exchange for DE Lyle Alzado.

Obtained T Tom Neville from New England in exchange for a 10th-1979.
Obtained DB Charlie West and a 6th-1979 (Jeff McIntyre) from Detroit in exchange for TE Bill Gay.
Obtained a 12th-1981 from Detroit in exchange for C Mike Montler.

Obtained RB Jim Jensen from Dallas in exchange for a 6th-1979.
Obtained T Andy Maurer from San Francisco in exchange for a 9th-1978.
Obtained C Mike Montler from Buffalo in exchange for a 2nd-1979.
Obtained DB Bernard Jackson from Cincinnati in exchange for a 3rd-1978 and a 7th-1978.
Obtained QB Craig Morton from N.Y. Giants in exchange for QB Steve Ramsey and a 5th-1978.

Obtained LB Godwin Turk from N.Y. Jets for a 5th-1977.
Obtained T Bill Bain from Green Bay in exchange for a 3rd-1977.
Obtained a 9th-1976 (Jim Lisko) from St. Louis in exchange for DB Jeff Severson.

Obtained DB Jeff Severson from Houston in exchange for a 7th-1976.
Obtained past and future considerations from Kansas City in exchange for TE Billy Masters.
Obtained C Phil Olsen from L.A. Rams in exchange for WR Otto Stowe, a 3rd-1976 and a 6th-1977.
Obtained DB Clarence Ellis from Atlanta in exchange for DB Charles Greer, WR Jerry Simmons and a 6th-1976.
Obtained DT Greg Marx and a 5th-1975 (Stan Rogers) from Atlanta in exchange for G Larron Jackson.

Obtained a 4th-1975 (Steve Taylor) from Kansas City in exchange for LB Tom Graham.
Obtained a 10th-1975 (Hank Englehardt) from Kansas City in exchange for T Tom Drogas.
Obtained a 3rd-1975 (QB/KS Mike Frankowiak) from N.Y. Giants in exchange for RB Joe Dawkins.
Obtained RB Jon Keyworth from Washington in exchange for a 6th-1975 and an 11th-1975.
Obtained DB John Rowser from Pittsburgh in exchange for a 6th-1974 and a 9th-1974.

Obtained LB Ray May from Baltimore in exchange for a 3rd-1974 and an 8th-1974.
Obtained DB Dale Hackbart from St. Louis in exchange for a 10th-1974.
Obtained LB Bill Laskey from Baltimore in exchange for a 7th-1974.
Obtained WR Gene Washington from Minnesota in exchange for WR Rod Sherman and a 5th-1974.

MAJOR TRADES, CONT.

1972

Obtained a 3rd-1974 (Claudie Minor) and a 6th-1974 (traded to Pittsburgh) from Cleveland in exchange for QB Don Horn.
 Obtained WR Haven Moses from Buffalo in exchange for WR Dwight Harrison.
 Obtained a 3rd-1973 (Paul Howard) from Cleveland in exchange for DE Rich Jackson.
 Obtained C Bobby Maples from Pittsburgh in exchange for a 6th-1973.
 Obtained T Rick Sharp from Pittsburgh in exchange for an 8th-1973.
 Obtained DE/T Lloyd Voss from Pittsburgh in exchange for a 5th-1973.
 Obtained QB Charley Johnson from Houston in exchange for a 3rd-1973.
 Obtained RB Eddie Ray and a 3rd-1973 (John Wood) from San Diego in exchange for DT Dave Costa.
 Obtained a 7th-1973 (John Grant) from Baltimore in exchange for TE John Mosier.
 Obtained LB Al Andrews from Buffalo in exchange for LB Dave Washington.
 Obtained a 5th-1973 (traded to Pittsburgh) from New Orleans in exchange for LB John Huard.

1971

Obtained RB Joe Dawkins from Houston in exchange for RB Dickie Post.
 Obtained G Larron Jackson and a 5th-1972 (traded to Buffalo) from Houston for DB Cleophus Johnson.
 Obtained LB Olen Underwood from Houston in exchange for OG Bob Young.
 Obtained a 5th-1972 (WR Jim Krieg) from Philadelphia in exchange for QB Pete Liske.
 Obtained RB Dickie Post from San Diego in exchange for a 2nd-1972.
 Obtained QB Steve Ramsey from New Orleans in exchange for a 4th-1972.
 Obtained T Roger Shoals from Detroit in exchange for LB Carl Cunningham.
 Obtained QB John Stofa from Miami in exchange for a 7th-1972.
 Obtained DB Butch Byrd from Buffalo in exchange for a 5th-1972.
 Obtained DB Leroy Mitchell from Houston in exchange for DB John Charles.
 Obtained DB John Charles and a 4th-1972 (LB Tom Graham) from Minnesota in exchange for WR Al Denson.
 Obtained QB Don Horn and a 1st-1972 (TE Riley Odoms) from Green Bay in exchange for DE Alden Roche and a 1st-1972.
 Obtained K Jim Turner from N.Y. Jets in exchange for K Bobby Howfield.

1970

Obtained DB Cornell Gordon from N.Y. Jets in exchange for DB Gus Hollomon.
 Obtained TE Jim Whalen from Boston in exchange for TE Tom Beer.
 Obtained DB Paul Martha from Pittsburgh in exchange for C Walter Highsmith and T Wallace Dickey.
 Obtained RB Booker Edgerson from Buffalo in exchange for a 5th-1972.
 Obtained FB Willis Crenshaw from St. Louis in exchange for a 3rd-1971.
 Obtained TE Billy Masters from Buffalo in exchange for a 5th-1971.
 Obtained an 8th-1971 (LB Tom Beard) from Houston in exchange for RB Tom Smiley.
 Obtained a 4th-1971 (DE Lyle Alzado) from Boston in exchange for K Charlie Gogolak.

1969

Obtained RB Tom Smiley from Cincinnati in exchange for WR Eric Crabtree.
 Obtained T Walt Barnes from Kansas City in exchange for an 8th-1970.

1968

Obtained a 4th-1969 (LB Mike Schnitker) from Kansas City in exchange for DT Curley Culp.
 Obtained a 3rd-1968 (T Robert Vaughan) from Kansas City in exchange for DB Goldie Sellers.
 Obtained a 4th-1968 (DB Drake Garrett) from Kansas City in exchange for RB Wendell Hayes.
 Obtained a 6th-1969 (RB Wandy Williams) from Buffalo in exchange for RB Charlie Mitchell.

1967

Obtained QB Steve Tensi from San Diego in exchange for a 1st-1968 and a 1st-1969.
 Obtained G Dick Tyson, LB Ray Schmautz and DE Rich Jackson from Oakland in exchange for WR Lionel Taylor and C Jerry Sturm.
 Obtained RB Cookie Gilchrist, QB George Wilson, G Ernie Park and DE Earl Faison from Miami in exchange for DE Dan LaRose, LB Jerry Hopkins, RB Abner Haynes and a 6th-1968.
 Obtained WR Bill Cronin from Miami in exchange for DT Ray Jacobs.
 Obtained DT Dave Costa from Buffalo in exchange for a 4th-1968.
 Obtained DT Rex Mirich and a 3rd-1967 (traded to Buffalo) from Oakland in exchange for DB Willie Brown and QB Mickey Slaughter.

1966

Obtained a 3rd-1967 (T Mike Current) and a 5th-1967 (FB Fran Lynch) from Miami in exchange for RB Cookie Gilchrist.
 Obtained LB Archie Matsos from Oakland in exchange for RB Hewritt Dixon.

1965

Obtained RB Cookie Gilchrist from Buffalo in exchange for RB Billy Joe.
 Obtained RB Abner Haynes from Kansas City in exchange for LB Jim Fraser.

1964

Obtained DT Stan Fanning and a 6th-1964 (FL Al Denson) from Oakland in exchange for RB Gene Mingo.
 Obtained QB Jacky Lee (for two years) from Houston in exchange for a 1st-1965 and DT Bud McFadin.
 Obtained LB Marv Matuszak and DB Billy Atkins from Buffalo in exchange for C Walt Cudzik.
 Obtained DT/K Dick Guesman, DE Ed Cooke, DT Charlie Janerette, G Sid Fournet and LB Jim Price from N.Y. Jets in exchange for DB Bob Zeman, LB Wahoo McDaniel, WR Gene Prebola and DT Gordy Holz.

1962

Obtained RB Bo Dickinson from Dallas in exchange for OB Carl Larpernter.
 Obtained HB Bob Scarpitto, DB Bob Zeman and OE Luther Hayes from San Diego in exchange for cash.

1960

Obtained DB Goose Gonsoulin from Dallas in exchange for FB Jack Spikes.

ALL-TIME COACHES ROSTER

A		
Dennis Allen	Defensive Coordinator	2011 (1)
Zach Azzanni	Wide Receivers	2018-20 (3)
B		
Joe Baker	Linebackers	2007 (1)
	Offensive Assistant	2008 (1)
Vernon Banks	Strength and Conditioning	1993-94 (2)
Clancy Barone	Tight Ends	2009, '11-14 (5)
	Offensive Line	2010, '15-16 (3)
Marvin Bass	Special Assistant	1982-83, '85-92 (10)
	Offensive Line	1984 (1)
Jeremy Bates	Offensive Assistant	2006 (1)
	Wide Receivers/Quarterbacks	2007 (1)
	Quarterbacks	2008 (1)
Jim Bates	Assistant Head Coach/Defense	2007 (1)
Chip Beake	Quality Control	2006 (1)
Chris Beake	Defensive Quality Control	2013 (1)
	Defensive Assistant	2014-15, '19-20 (4)
	Defensive Assistant/Defensive Line	2016-18 (3)
Raymond Berry	Quarterbacks	1992 (1)
Marv Braden	Special Teams	1977-80 (4)
Ronnie Bradford	Special Teams Assistant	2003 (1)
	Special Teams	2004-06 (3)
	Assistant Defensive Backs	2007 (1)
	Defensive Backs	2008 (1)
Tim Brewster	Tight Ends	2005-06 (2)
Samson Brown	Assistant Secondary	2015-16 (2)
Jacob Burney	Defensive Line	2002-04, '07-08 (5)
	Defensive Line/Ends	2005-06 (2)
Keith Burns	Special Teams Assistant	2007-12 (6)
Frank Bush	Linebackers	1995-99 (5)
	Nickel Package/Secondary	2000 (1)
	Special Teams	2001-03 (3)
C		
Rob Calabrese	Offensive Quality Control	2019-20 (2)
Troy Calhoun	Defensive Assistant	2003 (1)
	Offensive Assistant/Special Teams	2004 (1)
	Assistant to Head Coach	2005 (1)
Brian Callahan	Coaching Assistant	2010 (1)
	Offensive Quality Control	2011-12 (2)
	Offensive Assistant	2014 (2)
	Offensive Assistant/QBs	2015 (1)
Ken Carpenter	Assistant	1961 (1)
Rubin Carter	Assistant Defensive Line	1987-88 (2)
Jim Cason	Backfield	1960 (1)
Dwayne Chandler	Assistant Strength and Conditioning	2007-08 (2)
Barney Chavous	Assistant Strength and Conditioning	1989 (1)
	Defensive Assistant	1990-92 (3)
	Assistant Strength/Assistant Defensive Line	1993-94 (2)
	Assistant Strength/Assistant Offensive Line	1995-99 (5)
Geep Chryst	Tight Ends	2018 (2)
Tony Coaxum	Assistant Special Teams	2015-16 (2)
Max Coley	Offensive Coordinator	1972-76 (5)
Joe Collier	Defensive Backfield	1969-71 (3)
	Defensive Coordinator	1972-81 (10)
	Assistant Head Coach/Defense	1982-88 (7)
Jim Bob Cooter	Offensive Assistant	2013 (1)
Dick Coury	Wide Receivers	1972-73 (2)
Larry Coyer	Linebackers	2000-02 (3)
	Defensive Coordinator	2003-06 (4)
James Cregg	Assistant Offensive Line	2014-16 (3)
D		
Kay Dalton	Wide Receivers	1974-76 (3)
	Special Offensive Assistant	1986 (1)
Jeff Davidson	Offensive Line	2017 (1)
Joe DeCamillis	Defensive Quality Control	1991-92 (2)
	Special Teams Coordinator	2015-16 (2)
Jack Del Rio	Defensive Coordinator	2012-14 (3)
Rick Dennison	Offensive Assistant	1995-96 (2)
	Special Teams	1997-2000 (4)
	Offensive Line	2001-05, '09 (6)
	Offensive Coordinator	2006, '15-16 (3)
	Offensive Coordinator/Offensive Line	2007-08 (2)
George Dickson	Defensive Backs	1964-65 (2)
Dale Dodrill	Defensive Line	1960-63, '66 (5)
Kirk Doll	Assistant Defensive Backs	2004 (1)
	Linebackers	2005-06 (2)
Ed Donatelli	Defensive Backs	1995-99, '09-10 (7)
	Defensive Coordinator	2019-20 (2)
Karl Dorrell	Wide Receivers	2000-02 (3)
Whitey Doveil	Offensive Line	1967-70, '79-80 (6)
	Special Teams/Tight Ends	1971 (1)

ALL-TIME COACHES ROSTER, CONT.

D (CONT.)

Rod Dowhower	Offensive Coordinator	1980 (1)
	Offensive Coordinator/Wide Receivers	1981-82 (2)
George Dyer	Defensive Line	1995-2001 (7)
	Assistant to Head Coach	2002 (1)

E

Hunter Enis	Offensive Backs	1967-71 (5)
Mike Eubanks	Assistant Strength and Conditioning	2012-17 (6)

F

Vic Fangio	Head Coach	2019-20 (2)
Jim Fassel	Offensive Coord./Quarterbacks	1993 (1)
	Assistant Head Coach/Offensive Coordinator	1994 (1)
Jack Faulkner	Head Coach	1962-64 (3)
Frank Filchock	Head Coach	1960-61 (2)
Jedd Fisch	Wide Receivers	2008 (1)
Mo Forte	Running Backs	1988-92 (5)
	Wide Receivers	1993-94 (2)
John Fox	Head Coach	2011-14 (4)
Jerry Frei	Offensive Line	1972-75, '81-82 (6)
Leon Fuller	Defensive Backs	1994 (1)

G

Chan Gailey	Special Teams/Tight Ends	1985-86 (2)
	Tight Ends/Receivers	1987 (1)
	Quarterbacks	1988 (1)
	Offensive Coordinator/Receivers	1989-90 (2)
Bob Gambold	Linebackers	1972-73 (2)
	Defensive Backs	1974-77 (4)
Sam Garnes	Assistant Secondary	2011-14 (4)
Adam Gase	Wide Receivers	2009-10 (2)
	Quarterbacks	2011-12 (2)
	Offensive Coordinator	2013-14 (2)
Jason George	Assistant Strength and Conditioning	2012-14 (3)
Alex Gibbs	Offensive Line	1984-87 (4)
	Assistant Head Coach/Offensive Line	1995-2003 (9)
	Offensive Consultant	2013 (1)
David Gibbs	Safeties	2001 (1)
	Secondary	2002-04 (3)
Mike Giddings	Assistant Offensive Line	1976 (1)
Gary Glick	Defensive Backs	1962 (1)
I.J. Gorman	Strength and Conditioning	1983-84 (2)
Chris Gould	Assistant Special Teams	2017-20 (4)
	Coaching Assistant	2015-16 (2)
Ken Gray	Offensive Line	1977-78 (2)
Bob Griffin	Assistant	1966 (1)

H

John Hadl	Quarterbacks/Receivers	1983 (1)
Bo Hardegree	Quality Control-Offense	2014 (1)
Wade Harman	Tight Ends	2019-20 (2)
Bishop Harris	Running Backs	1993-94 (2)
Mike Heimerdinger	Wide Receivers	1995-99 (5)
	Assistant Head Coach	2006 (1)
	Assistant Head Coach/Quarterbacks	2007 (1)
George Henshaw	Offensive Line	1988-90 (3)
	Wide Receivers	1991 (1)
	Offensive Coordinator/Receivers	1992 (1)
Reggie Herring	Linebackers	2015-20 (6)
Mike Hiestand	Assistant to Head Coach/Defensive Quality Control	2019-20 (2)
Renaldo Hill	Defensive Backs	2019-20 (2)
Tyler Hill	Assistant Strength and Conditioning	2018-19 (2)
Ed Hughes	Defensive Backs	1963 (1)

J

Charlie Jackson	Defensive Assistant	2007-08 (2)
Bill Johnson	Defensive Line	2007-08 (2)
Charley Johnson	Quarterbacks	1976 (1)
Reed Johnson	Special Teams	1981 (1)
Korey Jones	Assistant Strength and Conditioning	2020 (1)
Stan Jones	Defensive Line	1967-71, '76-88 (18)
Vance Joseph	Head Coach	2017-18 (2)

K

Larry Kennan	Wide Receivers	1988 (1)
Greg Knapp	Quarterbacks	2013-14 (2)
	Quarterbacks/Passing Game Coordinator	2015-16 (2)
Bill Kollar	Defensive Line	2015-20 (6)
Gary Kubiak	Offensive Coordinator/Quarterbacks	1995-2002 (8)
	Offensive Coordinator	2003-05 (3)
	Head Coach	2015-18 (2)
Klint Kubiak	Offensive Assistant/Quarterbacks	2016-18 (3)
Sean Kugler	Offensive Line - Guards/Centers	2018 (1)
Chris Kuper	Assistant Offensive Line	2019-20 (2)

L		
Loren Landow	Strength and Conditioning	2018-20 (3)
Charlie Lee	Running Backs	1981 (1)
Earl Leggett	Defensive Line	1989-90 (2)
John Levra	Offensive Line	1993-94 (2)
Anthony Lomando	Assistant Strength and Conditioning	2012-20 (9)
Dennis Love	Assistant Strength and Conditioning	2015-16 (2)
Justin Lovett	Strength and Conditioning Assistant	2010-11 (2)
Marc Lubick	Assistant Wide Receivers	2015-16 (2)
Anthony Lynn	Assistant Special Teams	2000-02 (3)
Johnnie Lynn	Assistant Defensive Backs	2017 (1)
M		
Dick MacPherson	Defensive Backs	1967-68 (2)
	Linebackers	1969-70 (2)
Dave Magazu	Offensive Line	2011-14 (4)
Ray Malavasi	Defensive Line	1964-65 (2)
	Head Coach/Offensive Line	1966 (1)
Pete Mangurian	Tight Ends/Assistant Offensive Line	1988-90 (3)
	Offensive Line	1991-92 (2)
Jim Martin	Offensive Line	1962 (1)
Don "Wink" Martindale	Linebackers	2009 (1)
	Defensive Coordinator	2010 (1)
Marv Matuszak	Defensive Backs	1966 (1)
Richie McCabe	Defensive Backs	1978-82 (5)
T.C. McCartney	Quarterbacks	2019 (1)
Mike McCoy	Offensive Coordinator/Quarterbacks	2009 (1)
	Offensive Coordinator	2010-12 '17 (4)
Ben McDaniels	Coaching Assistant	2009 (1)
	Quarterbacks	2010 (1)
Josh McDaniels	Head Coach	2009-10 (2)
Thomas McGaughey	Special Teams Assistant	2005-06 (2)
Tom McMahon	Special Teams Coordinator	2018-20 (3)
Pat McPherson	Defensive Assistant	1998 (1)
	Offensive Assistant	1999-2002 (4)
	Quarterbacks	2003-06 (4)
	Tight Ends	2007-08 (2)
Bill Meek	Running Backs	1964 (1)
Bus Mertes	Offensive Backs	1965-66 (2)
Keith Millard	Assistant Defensive Line/Pass Rush Specialist	2003-04 (2)
Al Miller	Strength and Conditioning	1985-92 (8)
Red Miller	Offensive Line	1963-65 (3)
	Head Coach	1977-80 (4)
Ron Milus	Defensive Backs	2000-02 '11-12 (5)
Curtis Modkins	Running Backs	2018-20 (3)
Myrel Moore	Offensive Line/Special Teams	1972 (1)
	Linebackers	1973-77, '83-88 (11)
	Offensive Line	1982 (1)
Mike Munchak	Offensive Line	2019-20 (2)
Bill Musgrave	Quarterbacks/Offensive Coordinator	2017 (1)
	Offensive Coordinator	2018 (1)
N		
Nick Nicolau	Special Assistant	1981 (1)
	Running Backs	1982-87 (6)
Mike Nolan	Special Teams	1987 (1)
	Special Teams/Defensive Assistant	1988 (1)
	Linebackers	1989-92 (4)
	Defensive Coordinator	2009 (1)
Rex Norris	Defensive Line	1994 (1)
Wayne Nunnely	Defensive Line	2009-11 (3)
O		
Scott O'Brien	Special Teams Coordinator	2007-08 (2)
Brock Olivo	Special Teams Coordinator	2017 (1)
P		
Fred Pagac	Outside Linebackers	2015-17 (3)
John Pagano	Outside Linebackers	2020 (1)
Dwain Painter	Offensive Assistant	1997 (1)
Brian Pariani	Tight Ends	1995-2004, '15-16 (12)
Babe Parilli	Quarterbacks	1977-79 (3)
Andre Patterson	Defensive Line/Tackles	2005-06 (2)
Roman Phifer	Assistant Linebackers	2009-10 (2)
Wade Phillips	Defensive Coordinator	1989-92, '15-16 (6)
	Head Coach	1993-94 (2)
Fran Polsfoot	Wide Receivers	1977-80 (4)
	Tight Ends/Special Teams	1981-84 (4)
Ricky Porter	Offensive Assistant	1997-98 (2)
	Assistant Strength and Conditioning	1999 (1)
Mike Priefer	Special Teams Coordinator	2009-10 (2)
R		
Dan Radakovich	Offensive Line	1983 (1)
John Ralston	Head Coach	1972-76 (5)
Justin Rascati	Offensive Quality Control	2019-20 (2)
Dan Reeves	Head Coach	1981-82 (12)
Alvin Reynolds	Assistant Defensive Backs/Quality Control	1993-94 (1)
	Defensive Assistant/Assistant Defensive Backs	1995 (1)
Ray Rhodes	Defensive Coordinator	2001-02 (2)

R (CONT.)

Harold Richardson	Special Teams	1989-90	(2)
	Special Teams/Tight Ends	1991-92	(2)
	Special Assistant to Head Coach/Offense	1993-94	(2)
Luke Richesson	Strength and Conditioning	2012-17	(6)
Paul Roach	Offensive Backs	1977-80	(4)
Marcus Robertson	Defensive Backs	2017-18	(2)
Greg Robinson	Defensive Coordinator	1995-2000	(6)
Jay Rodgers	Coaching Assistant	2009-10	(2)
	Defensive Quality Control	2011	(1)
	Defensive Line	2012-14	(3)
Jeff Rodgers	Special Teams Coordinator	2011-14	(4)
Sam Rutigliano	Wide Receivers	1967-70	(4)
Jim Ryan	Defensive Assistant	2005-06	(2)
	Offensive Assistant	2007	(1)
	Linebackers	2008	(1)

S

Lou Saban	Head Coach	1967-71	(5)
Greg Saporta	Strength and Conditioning Assistant	1995-2011	(17)
Rich Scangarello	Offensive Coordinator	2019	(1)
Mike Shanahan	Wide Receivers	1984	(1)
	Offensive Coordinator	1985-87	(3)
	Quarterbacks	1989-90	(2)
	Offensive Coordinator	1991	(1)
	Head Coach	1995-2008	(14)
Mike Shula	Quarterbacks	2020	(1)
Pat Shurmur	Offensive Coordinator	2020	(1)
Bob Slowik	Defensive Backs	2005-06	(2)
	Defensive Coordinator/Defensive Backs	2007	(1)
	Defensive Coordinator	2008	(1)
Ryan Slowik	Defensive Assistant	2005-06	(2)
	Special Teams Assistant	2007	(1)
	Assistant Defensive Backs	2008	(1)
Cedric Smith	Assistant Strength and Conditioning	2001-06, 17-20	(10)
Jerry Smith	Offensive Line/Head Coach	1971	(1)
Richard Smith	Special Teams/Assistant Linebackers	1993-94	(2)
	Special Teams	1995-96	(2)
	Linebackers	2011-14	(4)
Rick Smith	Defensive Assistant	1996-99	(4)
Mac Speedie	Offensive Ends	1962-63	(2)
	Offensive Ends/Head Coach	1964	(1)
	Head Coach	1965-66	(2)
Jimmy Spencer	Assistant Defensive Backs	2003, 05-06	(3)
	Defensive Backs	2004	(1)
Brandon Staley	Outside Linebackers	2019	(1)
Ernie Stautner	Defensive Line	1991-93	(3)
Les Steckel	Tight Ends	1993-94	(2)
Chris Strausser	Assistant Offensive Line	2017	(1)
	Offensive Line - Tackles	2018	(1)
Eric Stutesville	Running Backs/Head Coach	2010	(1)
	Running Backs	2011-16	(6)
	Assistant Head Coach/Running Backs	2017	(1)
Mike Sullivan	Quarterbacks	2018	(1)
Derius Swinton	Assistant Special Teams	2013-14	(2)

T

John Teerlinck	Pass Rush Specialist	1997-2001	(5)
Tyke Tolbert	Wide Receivers	2011-17	(7)
Terry Turney	Defensive Assistant	1999-2000	(2)
Bobby Turner	Running Backs	1995-2009	(15)
Rich Tuten	Strength and Conditioning	1995-2011	(17)

U

Cory Undlin	Defensive Quality Control	2012	(1)
	Defensive Backs	2014	(2)
Doc Urich	Defensive Line	1972-75	(4)
	Offensive Line	1976	(1)
	Special Teams	1984	(1)
	Tight Ends/Assistant Offensive Line	1985	(1)

W

Doak Walker	Special Assignments	1966	(1)
Charlie Waters	Special Teams	1988	(1)
	Defensive Backs	1989-92	(4)
	Defensive Coordinator	1993-94	(2)
Steve Watson	Defensive Assistant	2001-02	(2)
	Wide Receivers	2003-06	(4)
	Associate Head Coach	2007-08	(2)
Charlie West	Defensive Backs	1983-88	(6)
Greg Williams	Defensive Backs	2018	(1)
Nathaniel Willingham	Defensive Quality Control	2019-20	(2)
Joe Woods	Defensive Backs	2015-16	(2)
	Defensive Coordinator	2018	(2)

Y

Zaven Yzarian	Head Coach's Assistant	2001	(1)
John-Paul Young	Linebackers	1993-94	(2)

Z

Emily Zaler	Player Performance Assistant	2020	(1)
Bob Zeman	Linebackers	1978-82	(5)



BRONCOS ALL-TIME ROSTER

List includes players who spent time on the active roster/injured reserve during the regular or postseason. **Current players in bold.**

† Indicates player was signed during 1987 strike, and played only during that three-game span as a replacement player)

* Indicates information is incomplete; does not include starts for seasons prior to 1968

A								
No.	Name	Pos.	Hgt.	Wgt.	College	GP	GS	Years
21	Hamza Abdullah	S	6-2	213	Washington State	24	8	2005-08
81	Bob Adams	TE	6-2	225	Pacific	2	0	1975
12/81	Charlie Adams	WR	6-2	190	Holstra	24	2	2003-06
20	Mike Adams	S	5-11	200	Delaware	32	23	2001-03
95	Sam Adams	DT	6-3	350	Texas A&M	11	11	2007
73	Scott Adams	DT	6-6	315	Georgia	0	0	1997
60	Kenneth M. Adamson	G	6-2	235	Notre Dame	32	N/A	1960-62
95	McTelvin Agim	DL	6-3	309	Arkansas	10	0	2020
57	Allen Aldridge	LB	6-1	245	Houston	64	45	1994-97
68	Steve Alexakos	G	6-2	260	San Jose State	8	1	1970
58	Elijah Alexander	LB	6-2	230	Kansas State	41	24	1993-95
40	Jeff Alexander	RB	6-0	232	Southern	21	6	1989-'92
58	Kevin Alexander	LB	6-4	265	Clemson	8	0	2010
69	P.J. Alexander	WR	6-4	297	Syracuse	16	0	2003-05, '07
80	Ray Alexander	WR	6-2	195	Florida A&M	28	1	1984
45	Roc Alexander	TE	6-10	190	Washington	2	0	2004-05
82	Stephen Alexander	TE	6-4	250	Oklahoma	32	29	2003-07
25	Ted Alfien	RB	6-0	195	Springfield College	4	0	1969
2	Brandon Allen	QB	6-2	209	Arkansas	3	3	2019
24	Donald R. Allen	HB	6-0	200	Texas	10	N/A	1960
93	Elihu (Buddy) Allen	FB	5-11	193	Utah State	1	N/A	1961
57	Ly Allert	LB	6-2	233	Texas	7	0	1990
73	Henry Allison	LB	6-3	255	San Diego State	3	0	1977
62	Vaughn S. (Buddy) Alliston	LB	6-0	218	Mississippi	11	N/A	1960
94	Luis Almanzar	DT	6-3	295	Southwest Missouri State	0	0	2003
25	Anthony Alridge	RB	5-9	185	Houston	0	0	2008
77	Lytle Alzado	DE	6-3	255	Yankton College	99	98	1971-78
22	David R. Ames	DE	6-3	255	Richmond	2	2	1961
76	Calvin Anderson	T	6-5	300	Texas	16	2	2019-20
22	C.J. Anderson	RB	5-8	224	California	58	36	2013-17
11	Bobby Anderson	HB	6-0	208	Colorado	48	22	1970-73
23	Marques Anderson	RB	5-11	210	UCLA	6	0	2005
38	Mike Anderson	WR	6-0	230	Utah	74	51	2000-05
33	Willie "Flipper" Anderson	WR	6-0	215	UCLA	4	0	1967
50	Zaire Anderson	ILB	5-11	220	Nebraska	32	3	2016-17
86	Mitch Andrews	TE	6-2	239	Louisiana State	8	3	1987
94	Lou Andrus	LB	6-6	230	Brigham Young	8	N/A	1967
91	Kenny Anunike	DE	6-6	275	Duke	3	0	2015
92	Lester Archambeau	DE	6-5	275	Stanford	2	0	2000
34	Justin Armour	WR	6-0	190	Stanford	8	0	2008
24	Otis Armstrong	RB	5-10	196	Purdue	96	58	1973-80
65	LeFrancis Arnold	G/C	6-3	245	Oregon	2	0	1974
73	Mike Askea	T	6-4	260	Stanford	4	0	1973
28	Billy Atkins	DB	6-1	196	Auburn	3	N/A	1964
74	Frank Atkinson	DE	6-2	240	Stanford	3	N/A	1964
74	George Atkinson	S	6-0	180	Morris Brown	6	0	1979
97	Jeremiah Attaochu	OLB	6-3	252	Georgia Tech	25	10	2019-20
27	Steve Atwater	S	6-3	217	Arkansas	155	155	1989-98
76	Marvin Austin Jr.	DT	6-2	312	North Carolina	15	0	2014
33	John Avery	G	6-9	190	Mississippi	9	5	1999
67	John Ayers	G	6-2	258	West Texas State	9	7	1987
56/91	Robert Ayers	OLB/DE	6-3	274	Tennessee	72	27	2009-13
B								
56/65	Jay Bachman	LB	6-3	250	Cincinnati	45	1	1968-71
91	Boss Bailey	C	6-3	252	Georgia	6	6	2008
74	Champ Bailey	QB	6-0	192	Georgia	135	132	2004-13
25	Quinn Bailey	OLB	6-6	323	Arizona State	2	0	2019-20
75	Bill Bain	T	6-4	279	Southern California	15	14	1976-1978
75	Chris Baker	DL	6-2	329	Hampton	1	0	2009
76	Jason Baker	P	6-2	205	Iowa	4	0	2004
74	Jerry Baker	T	6-9	297	Tulane	5	0	1983
35	Lance Ball	RB	5-9	224	Maryland	41	0	2010-12
28	Montee Ball	RB	5-10	215	Wisconsin	21	3	2013-14
79	Chris Banks	G	6-1	300	Kansas	20	1	1998-99
97	Justin Bannan	DE	6-3	310	Colorado	32	32	2010-'12
85	Mike Barber	TE	6-3	235	Louisiana Tech	10	4	1985
74	Allen Barbre	DE	6-3	240	Missouri Southern	16	4	2017
62	Ernie Barnes	DE	6-3	247	North Carolina Central	25	N/A	1963-64
73	Walter Barnes	GE	6-3	245	Nebraska	19	0	1969-71
86	Dean Barnett	TE	6-2	225	Nevada-Las Vegas	8	0	1983
36	Josh Barrett	S	6-2	225	Arizona State	20	3	2008-09
50/48	Shaquil Barrett	ILB	6-2	250	Colorado State	61	15	2014-18
42	Mark Barron	OLB	6-1	230	Alabama	0	0	2020
57	Lamin Barrow	LB	6-1	257	Louisiana State	16	1	2014
42	Odele Barry	HB	5-10	180	Findlay	26	N/A	1964-65
1	Connor Barth	K	5-11	200	North Carolina	5	0	2014
52	James Barton	C	6-5	250	Marshall	28	N/A	1961-62
54	Rick Baska	DB	6-3	225	UCLA	18	0	1976-77
46	Norman Basse	LB	6-3	225	Pacific	1	0	1984
34	Essang Basse	CB	5-10	190	Wake Forest	12	3	2020
67	D'Anthony Battiste	OLB	6-4	314	Louisiana at Lafayette	5	0	2010
41	De Vante Bausby	CB	6-2	190	Pittsburg State	15	5	2019-20
68	Zane Beadles	G/T	6-4	305	Utah	64	62	2010-13
64	Scott Beavers	G	6-4	277	Georgia Tech	2	0	1990
83	Andrew Beck	FB/TE	6-3	255	Texas	26	6	2015-20
57	Jordan Beck	TE	6-2	233	Cal Poly/SLO	11	0	2007
85	Tom Beer	TE	6-4	235	Houston	37	*21	1967-69
56	Dave Behrman	C	6-5	260	Michigan State	11	N/A	1967
73	Kevin Belcher†	HB	6-5	280	Wisconsin	1	1	1987
20	Henry Bell	T	6-10	210	No college	10	N/A	1960
34	Joshua Bell	QB	6-2	177	Baylor	9	5	2008
35	Ken Bell	RB/WR	6-0	190	Boston College	59	5	1986-89
20/30	Mike Bell	RB	6-0	225	Arizona	20	3	2006-07
26/21	Tatum Bell	RB	5-11	213	Oklahoma State	49	17	2004-06, '08
32	LeVante Bellamy	RB	5-9	190	Western Michigan	5	0	2020

BRONCOS ALL-TIME ROSTER, CONT.

No.	Name	Pos.	Hgt.	Wgt.	College	GP	GS	Years
3	Scott Bentley	P/K	6-0	203	Florida State	12	0	1997-2000
17	Mitch Berger	P	6-4	273	Colorado	0	0	2004
43	Frank Bernhardt	DB	5-9	181	Colorado	6	N/A	1960
74	Lee Bernet	TE	6-2	250	Wisconsin	28	N/A	1965-66
33	Rod Bernstine	RB	6-3	238	Texas A&M	21	21	1993-95
92	Bertrand Berry	QB	6-3	250	Notre Dame	46	19	2001-03
11	Steve Beuerlein	QB	6-3	220	Notre Dame	12	5	2001-03
37	Kapri Bibbs	RB	5-11	203	Colorado State	13	0	2014-16
40	Keishawn Bierria	ILB	6-1	253	Washington	20	0	2011-19
54	David Binn	LS	6-3	288	California	0	0	2018
77	Larry Birdine	DE	6-4	265	Oklahoma	0	0	2007
54	Keith Bishop	C/G	6-3	260	Baylor	129	87	1980-89
64	Phil Blake	C/G	6-3	310	Baylor	0	0	2012
32	Fre By	CB	5-10	188	North Carolina	32	32	2007-08
46	Jacob Bobenmoyer	LS	6-2	235	Northern Colorado	16	0	2020
24	Tony Boddie	RB	5-11	195	Montana State	6	0	1986-87
31	Omar Bolden	CB/S	5-10	195	Arizona State	56	1	2012-15
72	Garett Bolles	T	6-5	300	Utah	63	63	2017-20
83	Melvin Bonner	WR	6-3	207	Baylor	4	0	1993
29	Devontae Booker	RB	5-11	219	Utah	61	6	2016-19
21	A.J. Bouye	CB	6-0	191	Central Florida	7	7	2020
89	Gordon Bowdell	WR	6-2	203	Michigan State	2	0	1971
52	David Bowens	LB	6-2	255	Western Illinois	16	0	1999
65	Walt Bowyer	DE	6-4	254	Arizona State	61	17	1983-84, 87-88
30	Cory Boyd	RB	5-11	218	South Carolina	0	0	2008
47	Drew Boyd	DE	6-6	218	San Diego State	40	0	1980-82
52	Greg Bracelin	LB	6-1	214	California	12	0	1980
23	Ronnie Bradford	DB	5-10	188	Colorado	26	3	1993-95
51	Nigel Bradham	ILB	6-2	241	Florida State	1	0	2020
24	Phil Brady	S	6-3	210	Brigham Young	4	0	1969
56	John Bramlett	S	6-2	220	Memphis State	28	N/A	1965-66
42	Sam Brandon	QB	6-2	200	Nevada-Las Vegas	62	12	2002-06
29	Tom Brandstater	QB	5-5	203	Fresno State	0	0	2009
32	Melvin Bratton	TE	6-1	225	Miami (Fla.)	32	6	1989-90
24	Tyrone Braxton	DB	5-11	190	North Dakota State	165	132	1987-93, 95-99
19	Don Breaux	QB	6-1	205	McNeese State	9	N/A	1963
76	Bob Breitenstein	TE	6-3	265	Tulsa	30	N/A	1965-67
67	Sam Brenner	C	6-0	310	Utah	0	0	2001
46	Aaron Brewer	LS	5-5	230	San Diego State	64	0	2012-15
26	Chris Brewer	RB	6-1	204	Arizona	13	0	1984
53	Diyrall Briggs	LB	6-4	230	Bowling Green	1	0	2010
15	Marlin Briscoe	QB	5-11	178	Omaha	11	5	1968
6	Bubby Brister	QB	6-3	205	North Louisiana	10	4	1997-99
27	Tramaine Brock	CB	6-0	188	Belhaven College	12	3	2019
21	Blake Brockermeyer	DE	6-4	281	Texas	32	3	2002-03
36	John W. (Red) Brodnax	FB	6-0	208	Louisiana State	14	N/A	1960
11	Jeff Brohm	QB	6-1	205	Louisville	0	0	1999
57	Keith Brookings	LB	6-2	240	Georgia Tech	16	14	2012
56	Michael Brooks	LB	6-1	236	Louisiana State	89	64	1987-92
95	Robert Brooks	WR	6-0	232	South Carolina	4	0	2000
55	Fred Broussard	WR	6-0	232	Texas A&M	1	0	1960
29	Andre Brown	RB	6-0	224	North Carolina State	3	0	2010
87	Boyd Brown	TE	6-4	222	Alcorn State	40	0	1974-76
89	Clay Brown	TE	6-3	223	Brigham Young	13	0	1983
98	Courtney Brown	DE	6-4	285	Penin State	14	13	2005-06
73	Tyron Brown	DE	6-6	247	Western Illinois	1	0	1998-99
26	Eric Brown	S	6-0	210	Mississippi State	53	52	1998-2001
19	Fred Brown	WR	6-1	195	Mississippi State	14	1	2019-20
34/46	Hardy Brown	LB	6-0	193	Tulsa	13	N/A	1960
70	Jamie Brown	TE	6-8	320	Florida A&M	29	4	1995-97
55	Ken Brown	LB	6-1	235	Virginia Tech	2	0	1995
55	Ken Brown	C	6-1	235	New Mexico	16	0	1979
82	Laron Brown†	WR	5-9	172	Texas	3	1	1987
15	Marlon Brown	WR	6-5	214	Georgia	0	0	2016
24	Willie Brown	DB	6-1	195	Grambling	50	N/A	1963-66
64/68/72	Sam Brunelli	G	6-2	270	Northern Colorado	60	32	1966-71
82	Larry Brunson	WR	5-11	180	Colorado	13	0	1980
30	David Bruton Jr.	S	6-2	217	Notre Dame	104	8	2009-15
64	Billy Bryan	TE	6-2	251	Duke	153	151	1977-88
79/95	Steve Bryan	DE/LB	6-2	256	Oklahoma	12	3	1987-88
28	Correll Buckhalter	RB	6-0	223	Nebraska	29	7	2009-10
27	Terrell Buckley	RB	5-9	176	Florida State	16	16	2000
80	Tom Buckman	TE	6-4	230	Texas A&M	7	1	1969
33	Fred Bukaty	DE	5-11	195	Kansas	14	N/A	1968
77	Brodrick Bunkley	DT	6-2	306	Florida State	16	13	2011
60	Joe Burch	C	6-2	280	Texas Southern	0	0	1994
21	Bobby Burnett	RB	6-3	210	Arkansas	3	0	1969
56/55/51	Keith Burns	S	6-2	235	Oklahoma State	166	3	94-98, 00-03, 05-06
41	George Burrell	LB	5-10	180	Pennsylvania	14	7	1969
19	Isaiah Burse	WR	6-0	187	Fresno State	14	7	2014
93	Antwon Burton	DT	6-2	318	Temple	12	0	2006-07
20	Josh Bush	S	5-11	205	Wake Forest	10	1	2014-15
36	Rafael Bush	S	5-11	200	South Carolina State	6	0	2011
58	Steve Busick	DB	6-4	227	Southern California	73	47	1981-85
21/22	Gerry Bussell	LB	6-0	190	Georgia Tech	16	N/A	1965
51	Bill Butler	DE	6-4	266	Cal State-Northridge	14	0	1970
80	Jake Butt	TE	6-6	250	Michigan	8	4	2017-20
28	Butler By'not'e	CB	5-9	190	Ohio State	9	0	1994
63	Jeff Byers	OL	6-4	301	Southern California	0	0	2010
24	George (Butch) Byrd	DB	6-0	211	Boston University	14	0	1971
C								
59	Glenn Cadrez	LB	6-3	240	Houston	90	40	1995-2000
17/12	Andre Caldwell	WR	6-0	200	Florida	54	4	2012-15
28	Scott Caldwell†	RB	5-10	196	Texas-Arlington	3	1	1987
53	Austin Calitro	ILB	6-0	240	Villanova	13	0	2020
29	Bryce Callahan	CB	5-9	188	Rice	10	10	2019-20
79	Carter Campbell	DE	6-4	240	Weber State	14	2	1971
86	Jeff Campbell	WR	5-8	167	Colorado	16	1	1994
67	Mark Campbell	DT	6-1	290	Florida	0	0	1996
35	Larry Canada	FB	6-2	233	Wisconsin	48	0	1978-81
38	Steve Cargile	S	6-2	210	Columbia	15	0	2006-07

No.	Name	Pos.	Hgt.	Wgt.	College	GP	GS	Years
80	James Casey	TE/FB	6-3	240	Rice	3	0	2015
99	Jurrell Casey	DL	6-1	305	Southern California	53	38	2020
69	Cooper Carlisle	G	6-1	295	Florida	9	0	2000-06
40	Albert R. Carmichael	HB	6-1	200	Southern California	16	N/A	1960-61
40	Paul Carmichael	HB	6-0	200	El Camino J.C.	3	N/A	1965
86	Don Carothers	E	6-5	225	Bradley	3	N/A	1960
89	Kenneth L. Carpenter	DE	6-0	195	Oregon State	17	0	1960
92	Alphonso Carreker	DE	6-5	268	Florida State	22	17	1989-91
29	Darren Carrington	QB	6-7	200	Northern Arizona	16	0	1975-86
90	Paul Carrington	DE	6-7	250	Central Florida	0	0	2007
89/77	Dwayne Carswell	TE/OL	6-3	260	Liberty	163	82	1994-2005
40	Dale Carter	SS	6-1	188	Tennessee	14	14	1999
20	Jamal Carter	S	6-1	215	Miami (Fla.)	16	0	2017-18
28/38	Quinton Carter	DT	6-0	200	Oklahoma	30	10	2011-14
68	Rubin Carter	DT	6-0	196	Miami (Fla.)	166	151	1975-86
25/32	Tony Carter	LB	6-9	175	Florida State	40	3	2009, 11-14
37	Tony Carter	FB	6-0	235	Minnesota	16	6	2001
51	Tim Casey	LB	6-1	225	Oregon	2	0	1969
66	John Cash	DE	6-3	240	Allen	28	N/A	1961-62
45	Tom Casseese	DB	6-1	198	C.V. Post	14	N/A	1967
28	Jeremiah Castille	QB	5-10	165	Alabama	27	15	1987-88
40	Grady Cavness	TE	6-11	187	Texas-El Paso	14	14	1969
86	Byron Chamberlain	TE	6-1	242	Wayne State (Neb.)	73	0	1995-2000
28	Jamaal Charles	RB	6-1	215	Texas	14	0	2017
83	Orson Charles	TE/FB	6-3	257	Georgia	0	0	2019
79	Barney Chavous	DE	6-2	252	South Carolina State	182	177	1973-85
91	Anthony Chickillo	OLB	6-3	240	Miami (Fla.)	11	0	2004
15	Max Chobolan	QB	6-4	215	Cal State-Northridge	14	N/A	1966
55	Bradley Chubb	OLB	6-4	275	North Carolina State	34	34	2018-20
54/55	Patrick Chukwurah	LB	6-1	240	Wyoming	42	0	2003-06
78	Tom Cichowski	LB	6-4	250	Maryland	13	0	1967-68
54	Ralph Cindrich	LB	6-1	228	Pittsburgh	1	0	1974
70	Tyson Clabo	G	6-7	314	Wake Forest	0	0	2004
78	Ryan Clady	I	6-5	325	Boise State	98	98	2008-15
19/86	Brian Clark	WR	6-2	204	North Carolina State	10	0	2006-07
78	Brian Clark	I	6-6	260	Clemson	0	0	1982
75	Chris Clark	I	6-3	305	Southern Mississippi	69	27	2010-14
47	Darius Clark	I	6-10	210	Duke	7	0	2000-01
43	Derrick Clark	RB	6-3	235	Evangel College	16	4	1994
88	Desmond Clark	TE	6-3	295	Wake Forest	41	6	1999-2001
20/27	Kevin Clark†	DB	5-10	185	San Jose State	26	3	1987-88, 90-91
73	Kelvin Clark	TE	6-3	260	Nebraska	45	8	1979-81
93	Nic Clements	DT	6-6	300	Georgia	10	0	2008
15	Mike Cledenent†	K	5-11	191	Houston	3	0	1987
16	Tyrie Cleveland	WR	6-2	205	Florida	10	0	2009
85	Daniel Coats	TE	6-4	264	Brigham Young	4	0	2010
34	Cedric Cobbs	RB	6-0	227	Arkansas	2	0	2006
26	Don Coffey	E	6-4	190	Memphis State	3	N/A	1963
48	George Coghill	TE	6-0	210	Wake Forest	54	5	1998-2001
13	Keary Colbert	WR	6-1	205	Southern California	3	0	2003
84/81	Chris Cole	WR	6-1	196	Texas A&M	35	2	2000-03
34	Marquice Cole	CB	6-10	195	Northwestern	0	0	2018
46/21	KaRon Coleman	RB	5-7	198	Stephen F. Austin	15	0	2000-02
92/95	Marco Coleman	DE	6-3	270	Georgia Tech	23	16	2004-05
76	Steve Coleman	DE	6-2	252	Delaware State	2	0	1974
69	Tony Colorito	NT	6-5	260	Southern California	15	0	1986
4	Britton Colquitt	DE	6-3	204	Tennessee	96	0	2009-15
59	Darren Comeaux	LB	6-1	227	Arizona State	60	0	1982-86
80	Ed Cooke	DE	6-4	250	Maryland	28	N/A	1964-65
81	Andre Cooper	WR	6-2	210	Florida State	10	1	1999-2000
63	Mark Cooper	G/T	6-3	270	Miami (Fla.)	53	12	1983-87
71	Paul Cornick	G	6-6	310	North Dakota State	12	6	2014
77	Kip Corrington	WR	6-3	175	Texas A&M	32	0	1989-90
15	Quan Costly	WR	6-9	189	Texas	10	0	2011
63	Dave Costa	DT	6-2	250	Utah	70	*56	1967-71
66	Bill Cottrell	G	6-4	255	Delaware Valley	11	0	1972
40	Curome Cox	E	6-1	204	Maryland	36	5	2005-07
35	Jeremy Cox	RB	6-0	226	Old Dominion	3	0	2020
66/77	Jerry Cox	DT	6-0	198	Ablene Christian	33	*0	1966-68
32	Fernish Cox	CB	6-0	185	Oklahoma State	15	9	2010
41	Eric Crabtree	FL	6-0	185	Pittsburgh	42	*14	1966-68
11	River Cracraft	WR	6-0	198	Washington State	8	0	2018
68	Gary Crane	WR	6-0	230	Arkansas State	6	0	1969
38	Su a Gravens	RB	5-11	198	Southern California	5	0	1995-96
53	Aaron Craver	RB	6-2	217	Fresno State	31	27	1970
93	Willis Crenshaw	FB	6-4	285	Kansas State	12	12	2016-17
53/78	Jared Crick	DE	6-0	225	Nebraska	16	15	1969-74
39	Ken Criter	LB	6-0	225	Wisconsin	75	1	1994-2000
57	Ray Crockett	CB	5-10	184	Baylor	106	104	1991-94
51	Mike Croel	LB	6-3	231	Nebraska	58	54	2007-08
50	Tim Crowder	DT	6-5	275	Texas	19	0	1965
54	Ed Cummings	LB	6-3	232	Stanford	14	N/A	1965
50	Carl Cunningham	LB	6-4	230	Houston	55	*42	1967-70
74	Mike Current	I	6-5	274	Ohio State	118	*105	1967-75
58	Scott Curtis	LB	6-1	230	New Hampshire	25	1	1989-90
79	Lloyd Cushenberry III	QB	6-4	315	Louisiana State	16	16	2020
6	Jay Cutler	QB	6-3	233	Vanderbilt	37	37	2006-08
D								
94	Lional Dalton	DT	6-1	309	Eastern Michigan	16	13	2002
5	Brad Daluiso	K	6-0	207	UCLA	16	0	1989
75	Eldon V. Danenhauer	F	6-2	245	Pittsburg State	79	N/A	1961-65
76	William A. Danenhauer	T	6-3	245	Emporia College	4	N/A	1960
81	Owen Daniels	TE	6-3	245	Wisconsin	16	16	2015
64	Stanley Daniels	OL	6-4	320	Washington	7	4	2010
52	Stan David†	LB	6-3	211	Texas Tech	0	0	1987
61	Jeff Davidson	G/T	6-5	309	Ohio State	44	30	1990-92
54	Andra Davis	ILB	6-2	221	Florida	16	13	2009
4	Austin Davis	ILB	6-2	221	Southern Mississippi	0	0	2016
17	Britt Davis	WR	6-3	205	Northern Illinois	3	0	2010
54	C.J. Davis	C/G	6-2	308	Pittsburgh	7	0	2012
32	Dick Davis	RB	5-11	215	Nebraska	2	0	1970
96	Dorsett Davis	DT	6-5	305	Mississippi State	14	0	2005-04
26	Eric Davis	QB	6-2	235	Jacksonville State	16	0	2001
62	Jack Davis	I	6-2	235	Arizona	2	N/A	1960
78	Marvin Davis	DT	6-4	252	Wichita State	1	N/A	1966
30	Terrell Davis	RB	5-11	210	Georgia	78	77	1995-2002



BRONCOS ALL-TIME ROSTER, CONT.

No.	Name	Pos.	Hgt.	Wgt.	College	GP	GS	Years
51	Todd Davis	ILB	6-1	230	Sacramento State	82	63	2014-19
80	Vernon Davis	TE	6-3	250	Maryland	9	4	2015
20	Brian Dawkins	S	6-0	210	Clemson	41	39	2009-11
33	Joe Dawkins	RB	5-10	223	Wisconsin	36	19	1971-73
20	Duke Dawson Jr.	QB	5-10	186	Florida	26	4	2018-20
84	Albert E. Day	C	6-2	216	Eastern Michigan	14	N/A	1960
55	Dillon Day	C	6-4	299	Mississippi State	0	0	2017
33	Ron Dayne	RB	5-10	245	Wisconsin	10	0	2005
17	Steve DeBerg	QB	6-3	205	San Jose State	33	11	1981-83
87	Eric Decker	WR	6-3	214	Minnesota	62	44	2010-13
39	Robert Delpino	QB	6-3	210	Missouri	13	0	1993
55	Rick Dennison	LB	6-3	220	Colorado State	128	52	1982-90
88	Al Denson	TE	6-2	208	Florida A&M	91	*34	1964-70
83	A.J. Derby	FL	6-5	255	Arkansas	15	4	2016-17
14	Todd Devoe	WR	6-2	198	Central Missouri State	15	0	2005-06
65	John Denvir	G	6-4	245	Colorado	11	N/A	1982
63	David Diaz-Infante	G/C	6-3	260	San Jose State	51	9	1996-98
71	Wallace Dickey	T	6-3	260	Southwest Texas State	22	0	1968-69
35	Richard L. (Bo) Dickinson	FB	6-2	220	Southern Mississippi	20	N/A	1962-63
64	J.J. Dielma	G	6-5	309	Utah	0	0	2017
10	Doug (Bucky) Diits	CB	5-9	185	Georgia	30	0	1977-78
29	Charles Dimmy	CB	6-0	176	Nevada-Las Vegas	44	18	1991-93
20	Joe Divito	QB	6-1	230	Boston College	3	0	1968
30	Hewitt Dixon	FB/TE	6-1	230	Florida A&M	33	N/A	1963-65
9	Riley Dixon	P	6-4	221	Syracuse	32	0	2016-17
31	Zachary Dixon	RB	6-0	203	Temple	5	0	1979
33	Dedrick Dodge	S	6-2	187	Florida State	16	1	1997
59	Kirk Dodge†	LB	6-1	231	Nevada-Las Vegas	3	0	1987
37	Chris Doering	WR	6-1	195	Florida	3	0	1999-2000
82	Jack Dolbin	WR	6-10	180	Wake Forest	62	32	1975-79
49	Matt Dominguez	TE/WR	6-2	219	Sam Houston State	12	0	2001
76	Tom Domres	DT	6-3	260	Wisconsin	16	8	1971-72
54	Mitch Donahue	LB	6-2	254	Wyoming	16	0	1993-94
59	Vontarius Dora	OLB	6-4	256	Louisiana Tech	16	0	2016
37	Tony Dorsett	RB	5-11	182	Pittsburgh	1	13	1985-89
37	Lorenzo Doss	CB	6-11	187	Tulane	15	0	2012-17
78	Demar Dotson	T	6-9	315	Southern Mississippi	8	8	2020
45	Gary Downs	RB	6-0	212	North Carolina State	2	0	1995
14	Richard A. (Skip) Doyle	HB	6-0	193	Ohio State	6	N/A	1960
81	Joel Dreessen	TE	6-4	245	Colorado State	29	15	2012-13
10	Jeff Driskel	TE	6-4	245	Louisiana Tech	3	0	1990
9	Shane Dronett	DE	6-6	288	Texas	61	35	1992-95
76	Tom Drougas	T	6-4	257	Oregon	3	0	1974
34	Reuben Droughns	RB	5-11	207	Oregon	47	18	2002-04
97	Darren Drozdz	DT	6-3	281	Maryland	2	2	1993-94
32	Joe Dudrkt	RB	6-0	200	Plymouth State	2	0	1987
92	Wesley Duke	TE	6-11	248	Louisville	3	0	2005
32	Elvis Dumervil	OLB/DE	6-11	248	Louisville	91	75	2006-12
4	Rick Duncan	K	6-0	208	Eastern Montana	2	0	1967
21	Myron Dupree	CB	5-11	180	North Carolina Central	16	0	1983
55	Pete Duranko	DE	6-2	250	Notre Dame	98	76	1967-74
2	Zac Dyrset	QB	6-3	221	Miami (Ohio)	0	0	2013
E								
91	Kasim Edebali	OLB	6-2	253	Boston College	9	0	2017
24	Booker Edgersson	CB	5-10	183	Western Illinois	6	0	1970
85	Ron Egloff	TE	6-5	276	Wisconsin	93	25	1977-83
24	Ebenezer Ekuban	DE	6-5	275	North Carolina	46	28	2005-08
91	Jason Elam	K	5-11	195	Hawaii	236	0	1993-2007
62	Jim Efrid	LB	N/A	N/A	Colorado State	0	0	1961
94	Luther Ellis	DT	6-6	318	Utah	8	0	2004
89	John Elway	QB	6-3	215	Stanford	234	231	1983-98
10	John Embree	WR	6-4	194	Compton J.C.	20	6	1969-70
80	John Engelberger	QB	6-2	265	Virginia Tech	61	22	2008
14	George Hunter Enis	QB	6-2	195	Texas Christian	4	N/A	1962
88	Pat Epperson	E	6-3	225	Adams State	9	N/A	1960
53	Tom Erlandson	LB	6-3	235	Washington State	34	N/A	1962-65
16	Mike Ernst	CB	6-1	190	Cal State-Fullerton	1	0	1972
46	Paul Ernster	P/K	6-0	217	Northern Arizona	18	0	2005-07
46	Terry Ervin	HB	6-0	190	Boston College	9	2	1968
67	Greg Eslinger	T	6-3	290	Minnesota	0	0	2006-07
40	Jay Dale Evans	HB	6-3	210	Kansas State	5	N/A	1961
88	Jerry Evans	TE	6-4	250	Toledo	44	15	1993-95
56	Larry Evans	DE	6-2	216	Mississippi College	101	41	1976-82
35	Blake Ezor	RB	5-9	181	Michigan State	9	0	1990
F								
74	Nico Falah	G/C	6-4	301	Southern California	0	0	2018
86	Stan Fanning	DE	6-4	270	Idaho	7	N/A	1964
87	Noah Fant	TE	6-4	249	Iowa	31	25	2019
44	Miller Farr	DB	6-1	190	Wichita State	7	N/A	1965
61	Sean Farrell	G	6-3	260	Penn State	10	4	1990-91
68	Mario Fatafehi	DT	6-2	300	Kansas State	32	25	2003-04
86	Daniel Fells	TE	6-4	252	Cal-Davis	16	15	2011
55	James Ferentz	C	6-2	285	Iowa	21	0	2015-16
83	Nick Ferguson	S	6-11	191	Georgia Tech	69	44	2003-07
85	Chafie Fields	WR	6-2	200	Penn State	0	0	2000
91	Ronald Fields	DL	6-2	314	Mississippi State	32	16	2009-10
37	Steve Fitzhugh†	DB	5-11	188	Miami (Ohio)	3	1	1987
5	Joe Flacco	QB	6-6	245	Delaware	8	8	2019
20	Billy Ray Fletcher	E	5-10	190	Memphis State	1	N/A	1966
73	Simon Fletcher	LB/DE	6-2	240	Houston	172	143	1985-95
61	Eric Floyd	DE	6-2	310	Auburn	1	0	1995
43	Steve Foley	DB	6-0	190	Tulane	150	135	1976-86
32	Garrett Ford	FB	6-2	230	West Virginia	14	3	1968
57	Fred Forsberg	LB	6-1	235	Washington	53	40	1968-73
72	Justin Forsett	RB	6-0	195	California	4	3	2016
17	George Foster	T	6-1	238	Georgia	49	45	2002-06
16	Gennie Fowler	WR	6-1	238	Michigan State	45	3	2012-17
39	Vernon Fox	S	5-10	206	Fresno State	12	3	2008-09
22	Domonique Foxworth	CB	5-11	180	Maryland	46	18	2005-07
84	Jason Franci	E	6-1	210	Cal-Santa Barbara	10	N/A	1966
74	Orlando Franklin	T/G	6-7	320	Miami	63	63	2011-14

No.	Name	Pos.	Hgt.	Wgt.	College	GP	GS	Years
31	Mike Franczkowiak	RB	6-3	220	Central Michigan	28	1	1975-76
51/55	Jim Fraser	LB/P	6-3	236	Wisconsin	42	N/A	1962-64
42	Al Frazer	HB	6-1	180	Florida A&M	31	0	1961-63
62	Mike Freeman	G	6-3	256	Arizona	26	9	1984-87
28	Royce Freeman	RB	6-0	238	Oregon	46	8	2018-20
68	Russell Freeman	T	6-7	290	Georgia Tech	43	37	1992-94
12	Gus Frotette	QB	6-3	230	Tulsa	14	7	2000-01
64	Lennie Friedman	DE	6-3	285	Duke	33	22	1999-2002
98	Sione Fua	DT	6-3	290	Stanford	2	0	2013
24	Randy Fuller	CB	6-10	180	Tennessee State	10	1	1994
84	Troy Fumagalli	TE	6-6	248	Wisconsin	19	5	2018-20
2	Will Furrer	QB	6-3	211	Virginia Tech	0	0	1994
G								
10	Jabar Gaffney	WR	6-2	200	Florida	32	18	2009-10
45	Thomas Gafford	LS	6-2	250	Houston	6	0	2016
64	George Gaiser	DE	6-4	255	Southern Methodist	10	7	1968
28	Bob Galters	HB	6-11	217	New Mexico State	6	N/A	1963
28	David Galloway	DE	6-3	277	Florida	10	0	1990
82	David Gandy	WR	6-3	190	New Hampshire	2	0	1997
77	Dylan Gandy	G	6-4	290	Texas Tech	0	0	2008
73/76	Max Garcia	G	6-4	309	Florida	57	41	2015-18
41	Jerrold Garcia-Williams	ILB	6-2	235	Hawaii	11	0	2017-18
99	Daryl Gardener	DT	6-6	295	Baylor	5	2	2003
62	Ben Garland	G	6-3	308	Air Force	3	0	2014
52	Dave Garnett	LB	6-3	216	Stanford	3	0	1995
66	Scott Garnett	NT	6-3	271	Washington	16	1	1984
23	Drake Garrett	DB	5-9	183	Michigan State	15	13	1968-70
22	Olandis Gary	RB	5-11	218	Georgia	35	15	1999-2002
49	Quentin Gause	ILB	6-0	243	Rutgers	4	0	2016
66	Charles E. Gavin	DE	6-6	250	Tennessee State	47	N/A	1960-63
92	Ron Geater	DT	6-6	272	Iowa	3	0	1992
79	Rumpy Geathers	DT	6-2	283	Wichita State	16	0	1996-97
57	Bob Geddes	LB	6-2	240	UCLA	14	3	1972
40	Jack Gehrke	WR	6-0	178	Utah	14	10	1971
6	Ralph Giacommarot	P	6-1	190	Penn State	3	0	1987
9	Freddie Gilbert	DE	6-1	275	Georgia	35	8	1986-88
23/30	Cookie Gilchrist	RB	6-1	251	No college	15	N/A	1967
17	Scotty Glacken	QB	6-0	190	Duke	10	N/A	1966-67
61	Graham Glasgow	G	6-6	310	Michigan	13	13	2020
49	Glenn Glass	DB	6-1	205	Tennessee	6	N/A	1966
67	Tom Glassic	G	6-3	254	Virginia	105	93	1976-83
62	George Goeddeke	LB	6-3	253	Notre Dame	66	55	1967-72
52	Ian Gold	DB	6-3	210	Michigan	9	N/A	2000-03
45/23	Austin (Goose) Gonsoulin	LB	6-3	210	Baylor	94	N/A	1960-66
79	John Gonzaga	G	6-3	247	No college	11	N/A	1966
94	Ahmad Gooden	OLB	6-2	245	Samford	3	0	2019
62	Andre Goodman	CB	6-10	184	South Carolina	40	40	2009-11
21	Brian Goodman	G	6-4	250	UCLA	0	0	1975
64	Harvey Goodman	G	6-4	260	Colorado	14	0	1976
16	D'Andre Goodwin	WR	5-10	191	Washington	0	0	2011
63	Amon Gordon	DT	6-2	305	Stanford	4	4	2007
28	Cornell Gordon	CB	6-0	187	North Carolina A&T	29	14	1970-72
21/23	Darrien Gordon	CB	6-11	184	Stanford	32	32	1997-98
25	Melvin Gordon III	RB	6-1	215	Wisconsin	15	10	2020
83	Richard Gordon	TE	6-6	210	Miami	1	0	2015
77	Brandon Gorin	LB	6-6	309	Purdue	6	1	2009
99	Adam Gotsis	DE	6-4	287	Georgia Tech	57	28	2016-19
83	Sam Graddy	WR	5-10	165	Tennessee	8	0	1987-88
52/53	Handy Gradishar	LB	6-3	233	Ohio State	145	134	1974-83
73	Gino Gradkowski	TE	6-3	300	Delaware	7	0	2018
89	Daniel Graham	C	6-3	267	Colorado	63	61	2007-10
58	Tom Graham	LB	6-3	255	Oregon	33	23	1972-74
35	John Granby	S	6-1	200	Virginia Tech	4	0	1992
63	John Grant	DT/DE	6-3	241	Southern California	99	42	1973-79
95	Paul Grasmanis	DT	6-3	298	Notre Dame	1	0	1999
72	Marshall Graves	DE	6-6	268	Arizona	4	0	1984
28	Cornell Green	RB	6-0	315	Central Florida	14	0	2001-05
4	Gaston Green	T	6-10	189	UCLA	27	25	1991-92
53/52	Louis Green	LB	6-3	237	Alcorn State	64	0	2004-08
87	Paul Green	TE	6-3	236	Southern California	0	0	1989
85	Virgil Green	TE	6-5	255	Nevada	100	49	2011-17
85	Willie Green	WR	6-5	195	Mississippi	32	2	1997-98
20	Charles Greer	DB	6-3	188	Colorado	88	85	1969-74
85	James D. Greer	DB	6-3	215	Elizabeth City State	14	N/A	1960
14	Brian Griese	QB	6-3	215	Michigan	53	51	1998-2002
46	John Griffin	HB	6-1	190	Memphis State	26	N/A	1964-66
22/2	Quentin Griffin	RB	5-7	195	Oklahoma	16	5	2003-05
29	Howard Griffith	RB	6-0	240	Illinois	59	56	1997-2003
89	Bull Groman	HB	6-0	194	Heidelberg	14	0	1963
49	Chris Gronkowski	FB	6-2	245	Arizona	14	0	2012
82	Dan Gronkowski	TE	6-5	265	Maryland	12	4	2010
77	Dick Guesman	T/K	6-4	255	West Virginia	14	N/A	1964
37	Kevin Guidry	CB	6-0	176	Louisiana State	14	0	1988
53	Donald Gulseth	LB	6-0	240	North Dakota	5	N/A	1966
63	Melwood N. (Buzz) Guy	QB	6-3	248	Duke	9	N/A	1961-62
H								
75	Brian Habib	G	6-7	293	Washington	78	78	1993-97
48	Dale Hackbart	DE	6-0	260	Wisconsin	9	0	1973
4	Joey Hackett	TE	6-5	210	Elon College	16	4	1986
4	Darrell Hackney	QB	6-0	248	Alabama-Birmingham	0	0	2007-08
84	Mike Haffner	F	6-2	200	UCLA	34	16	1968-70
54	Britt Hager	LB	6-3	225	Texas	18	5	1995-96
57	Mario Haggan	OLB	6-3	267	Mississippi State	56	33	2008-11
22	Steve Haggerty	DB	6-10	175	UNLV	1	0	1975
49	Nate Hairston	CB	6-0	185	Temple	3	0	2020
26	Chris Hale	DB	5-7	164	Southern California	0	0	1993
93	Ronnie Haliburton	LB	6-4	230	Louisiana State	13	0	1990-91
23	Andre Hall	S	6-10	212	South Florida	18	1	2007-08
40	Darryl Hall	S	6-2	210	Washington	32	5	1993-94
50	Ben Hamilton	G	6-0	200	Minnesota	11	104	2015-09
17	DaeSean Hamilton	WR	6-1	206	Penn State	46	9	2018-20
69	Darrell Hamilton	LB	6-5	298	North Carolina	21	10	1989-91
13	KJ Hamler	WR	5-9	178	Penn State	13	4	2020
72	Wayne Hammond	DT	6-5	257	Montana State	5	0	1976
16	Caleb Hanie	QB	6-2	222	Colorado State	0	0	2012

BRONCOS ALL-TIME ROSTER, CONT.

No.	Name	Pos.	Hgt.	Wgt.	College	GP	GS	Years
86	Patrick Hape	TE/FB	6-4	262	Alabama	63	13	2001-04
23	Billy Hardee	DB	6-0	184	Virginia Tech	2	0	1976
31	Mike Harden	CB/S	6-1	192	Michigan	128	98	1980-88
78	Archie Harris	OL	6-6	270	William & Mary	3	0	1987
23	Chris Harris Jr.	CB	6-0	199	Kansas	139	121	2011-19
97	Davontae Harris	DB	6-11	200	Illinois State	23	7	2019-20
92	Jonathan Harris	OL	6-5	295	Lindenwood	3	0	2019-20
31	Quentin Harris	S	6-1	213	Syracuse	6	0	2006
34	Raymont Harris	RB	6-0	226	Ohio State	3	0	2000
74/72/68	Ryan Harris	DE	6-5	300	Notre Dame	62	50	2007-11
	Shelby Harris	DE/NT	6-5	245	Illinois State	59	33	2017-20
68	Steven Harris	DE	6-2	305	Florida	4	0	2007
47	Tony Harris	WR	6-2	190	Toledo	0	0	1972
82	Dwight Harrison	WR	6-1	187	Texas A&I	12	6	1971-72
95	Derrick Harvey	DE	6-5	268	Florida	5	0	2011
27	Maurice Harvey	DB	6-10	190	Bali State	31	3	1978-80
22	Richard Harvey	LB	6-1	235	Ulane	16	1	1994
96	Harold Hasselbach	DE	6-6	285	Washington	112	29	1994-2000
3	Steven Hauschka	K	6-4	210	North Carolina State	4	0	2010
67	Johnny Ray Hatley	T	6-3	249	Sul Ross State	14	N/A	1960
37	Tim Hauck	S	5-10	187	Montana	32	0	1995-96
29/33	Arthur A. Hauser	HB	6-0	237	Xavier	14	N/A	1961
	Wendell Hayes	WR	6-1	193	Humboldt State	39	N/A	1965-67
82	Herb Haygood	WR	6-11	193	Michigan State	4	0	2002
28	Abner Haynes	HB	6-0	190	North Texas State	28	N/A	1965-66
37	Alex Haynes	RB	5-10	230	Central Florida	0	0	2008
36	Mark Haynes	CB	5-11	194	Colorado	52	27	1986-89
98	Reggie Hayward	DE	6-5	270	Iowa State	47	19	2001-04
38	Alfred Heywood	DE	6-5	275	Bethune-Cookman	2	0	1975
20	Garrison Hearst	RB	5-11	213	Georgia	0	0	2004
22	Vaughn Hebron	RB	5-8	195	Virginia Tech	47	1	1996-98
85	Temmarick Hemingway	TE	6-5	246	South Carolina State	5	0	2018
11	Carlos Henderson	WR	5-11	199	Louisiana Tech	0	0	2017-18
33	De Angelo Henderson	RB	6-0	208	Coastal Carolina	5	0	2017
84	Wymon Henderson	QB	6-10	187	Nevada-Las Vegas	62	56	1985-92
86	Jerry Henden	WR	6-2	187	Iaho	10	0	2010
68	Brad Henke	DE/NT	6-3	275	Arizona	2	0	1989
84	Mitchell Henry	TE	6-4	252	Western Kentucky	2	0	2015
20	Travis Henry	RB	5-9	230	Tennessee	12	7	2007
89	Gary Henson	TE	6-3	200	Colorado	1	N/A	1964
40	Lornie Hepburn	TE	6-1	180	Texas Southern	14	4	1974
31	Kelly Herndon	CB	6-10	180	Toledo	45	27	2002-04
79	Steve Herndon	G	6-4	292	Georgia	22	12	2001-03
16	George W. Herring	QB/P	6-2	200	Southern Mississippi	28	N/A	1960-61
10	Mark Herrmann	QB	6-4	200	Purdue	2	1	1981-82
50	Jon Hesse	LB	6-3	255	Nebraska	0	0	1997
82	Jacob Hester	LB	5-9	258	Louisiana State	3	0	2012
50	Jeff Heuerman	TE	6-5	260	Ohio State	51	29	2015-19
31	Bo Hickey	FB	5-11	230	Maryland	12	N/A	1967
28	Clifford Hicks	CB	6-0	190	Oregon	6	0	1995
56/65	Walter Highsmith	C	6-3	247	Florida A&M	23	1	1968-69
84	Jack Hill	HB	5-11	185	Utah State	14	N/A	1961
21	Renaudo Hill	S	5-11	185	Michigan State	29	0	2009-10
22	Nandy Hilliard	CB	6-11	165	Northwestern (La.) State	54	7	1994-97
21	Peyton Hillis	RB	6-1	240	Arkansas	26	8	2008-09
21/23	Ronnie Hillman	RB	5-10	195	San Diego State	48	14	2012-15
76	Tony Hills	LB	6-5	304	Texas	0	0	2011
12	Kendall Hinton	WR	6-0	195	Wake Forest	1	0	2020
71	Domenik Hixon	WR	6-4	195	Akron	4	0	2005-07
12	Russ Hochstein	WR	6-4	305	Russak	44	16	2009-11
23	George Hoey	DB	5-10	174	Michigan	1	0	1975
87	John Hoffman	DE	6-7	260	Hawaii	2	1	1972
9	Kevin Hogan	QB	6-3	218	Stanford	0	0	2018
64	John Holman	G	6-2	245	Wisconsin	24	N/A	1965-66
49	Alijah Holder	DE	6-1	188	Stanford	10	0	1967-68
90	Darius Holland	DT	6-5	330	Colorado	18	14	2003-04
46	Jeff Holland	OLB	6-2	249	Auburn	3	0	2018
70	Montrae Holland	G	6-3	322	Florida State	16	16	2007
11	Trindon Holliday	WR	5-6	170	Louisiana State	25	0	2012-13
99	Vonnie Holliday	DL	6-2	285	North Carolina	16	3	2009
52	Shawn Hollingsworth	LB	5-6	248	Angelo State	5	0	1983
34	Justin Hollins	LB	6-0	248	Oregon	15	0	2019
19	Gus Hollomon	DB	6-3	195	Houston	27	9	1968-69
14	Andre Holmes	WR	6-4	210	Hillsdale College	3	0	2018
90	Ron Holmes	DE	6-4	261	Washington	52	32	1989-92
73/74	Gordon (Gordy) Holz	TE	6-4	260	Minnesota	56	N/A	1960-63
74/72/68	Winford Hood	LB	6-2	262	Georgia	47	0	1968-68
	Jerry Hopkins	LB	6-2	235	Texas A&M	49	N/A	1963-66
50	Mike Horan	P	5-11	192	Long Beach State	86	0	1986-92
13	Don Horn	QB	6-2	195	San Diego State	11	9	1971-72
60	Paul Howard	LB	6-3	260	Brigham Young	187	147	1973-86
3	Bobby Howfield	K	6-6	180	No college	40	0	1968-70
53	John Huard	LB	6-2	228	Maine	4	*19	1967-69
53	Robert Hudson	LB	6-4	225	Clemson	16	N/A	1960-61
29	Michael Huff	S	6-0	211	Texas	3	0	2013
14/16	John Hufnagel	QB	6-1	194	Penn State	9	1	1973-75
26	Delvin Hughley	RB	5-10	202	Jacksonville State	0	0	2001
20	Bobby Humphrey	CB	6-1	201	Alabama	35	26	1989-91
79	Bob Humphreys	LB	6-3	240	Wichita State	10	0	1968-68
98	Stefan Humphries	LB	6-3	265	Michigan	8	8	1987-88
98	Ricky Hunley	G	6-2	242	Arizona	52	29	1984-87
25	Daniel Hunter	CB	5-11	178	Henderson State	26	0	1985-86
52/90	Jason Hunter	LB/DE	6-4	271	Appalachian State	32	14	2010-12
39	Michael Hunter	CB	6-0	192	Oklahoma State	0	0	2017
39	Todd Husak	QB	6-2	216	Stanford	0	0	2001
65/67	Glenn Hyde	G/T	6-3	253	Pittsburgh	99	11	1976-81, 84-85
33	Duke Ihenacho	S	6-1	207	San Jose State	17	14	2012-13
73/62	Martin Imhof	DE	6-2	250	San Diego State	1	0	1976
62	Jerry Inman	DE	6-2	256	Oregon	82	*19	1966-73
56	Nate Irving	LB	6-1	245	North Carolina State	54	12	2011-14
59	Brian Iwuf	LB	6-0	239	Colorado	0	0	2011

29	Bernard Jackson	DB	6-0	178	Washington State	46	43	1977-80
16	Chad Jackson	WR	6-1	215	Florida	4	0	2008
29	Chevis Jackson	CB	5-11	193	Louisiana State	0	0	2010
82	Darrell Jackson	WR	5-11	210	Florida	12	2	2008
17	Jarius Jackson	QB	6-0	228	Notre Dame	25	29	2000-03
22	Kareem Jackson	S	5-10	183	Alabama	29	29	2019-20
68	Larron Jackson	DE	6-3	270	Missouri	54	46	1977-84
78	Larry Jackson	DE	6-5	282	Texas A&M	0	0	1995
70/97	Malik Jackson	DE	6-5	293	Tennessee	62	24	2012-15
80	Mark Jackson	WR	5-9	180	Purdue	100	68	1986-92
14/89/81	Nate Jackson	TE	6-3	235	Memlo College	41	4	2003-08
87	Richard Jackson	DE	6-3	255	Southern	67	*52	1967-72
25/28	Roger Jackson	DB	6-3	186	Bethune-Cookman	53	6	1982-85
51	Toni Jackson	DE	6-11	295	Louisville	191	177	1973-86
52	Frank Jackunas	LB	6-3	225	Detroit Mercy	0	0	1963
50	Ray Jacobs	LB	6-2	244	North Carolina	31	0	1994-95
83	Ray Jacobs	DT	6-3	285	Howard Payne	46	N/A	1963-66
19	Taylor Jacobs	WR	6-1	110	Florida	6	0	2007
20	Ja'wan James	T	6-7	312	Tennessee	3	3	2019-20
23	Quentin Jammer	CB	6-0	195	Louisiana State	48	6	1996-99
70	Charlie Janerette	CB	6-0	204	Texas	11	1	2013
26	Tom Janik	DB/P	6-3	265	Penn State	28	N/A	1964-65
32	Andy Janovich	FB	6-1	190	Texas A&I	23	N/A	1963-64
43	Pete Jaquess	DB	6-1	238	Nebraska	50	19	2016-19
98	Tyrone Jarrett	DE	6-3	185	Eastern New Mexico	36	*13	1967-70
81/82	Patrick Jeffers	WR	6-3	218	Pittsburgh	14	0	2017
32	Billy Jenkins	S	5-10	205	Virginia	22	16	1996-97
30	Jim Jensen	RB	6-3	230	Howard	22	16	2000-01
77	Timmy Jernigan	DL	6-2	295	Iowa	4	20	1977-80
81	William Jessup	E	6-2	195	Florida State	2	0	2020
91	Eugene Jeter	LB	6-3	195	Southern California	9	N/A	1960
10	Jerry Judy	WR	6-1	193	Alabama	16	14	2020
47	Josey Jewell	ILB	6-2	236	Iowa	47	28	2018-20
3	William (Billy) Joe	FB	6-2	235	Villanova	28	N/A	1963-64
45	Alexander Johnson	ILB	6-2	255	Tennessee	32	28	2018-20
86	Barry Johnson	WR	6-1	197	Maryland	4	0	1991
12	Butch Johnson	QB	6-1	187	Cal-Riverside	32	17	1984-85
66	Charley Johnson	WR	6-1	200	New Mexico State	54	41	1972-75
25	Chuck Johnson	T	6-5	275	Texas	16	0	1992-93
65	Darius Johnson	CB/S	5-9	185	Oklahoma	61	4	1996-99
61	Earl Johnson†	DB	6-1	195	South Carolina	3	3	1987
87	Ellis Johnson	DT	6-3	288	Florida	13	0	2004
81	Jason Johnson	WR	6-10	178	Illinois State	8	0	1988
37	Jeremiah Johnson	RB	5-9	210	Oregon	88	0	2011
90	Jerry Johnson	WR	6-0	290	Florida State	9	0	2000-01
35	Kyle Johnson	FB	6-0	242	Syracuse	45	24	2002, '04-'07
49	Quinn Johnson	FB	6-3	263	Louisiana State	0	1	2011
98	Raylee Johnson	CB	6-3	272	Arkansas	14	0	2004
53	Reggie Johnson	TE	6-2	256	Florida State	44	22	1991-93
53	Steven Johnson	LB	6-1	237	Kansas	41	7	2012-14
82	Vance Johnson	WR	5-11	185	Arizona	128	80	1985-93, '95
95	Tim Joiner†	LB	6-4	235	Louisiana State	3	2	1987
24	Adam Jones	CB	6-10	185	West Virginia	7	0	2018
29	Calvin Jones	CB	6-1	170	Washington	46	44	1973-76
53	Cyrus Jones	CB	6-10	200	Alabama	0	0	2019
53	Dante Jones	LB	6-1	235	Oklahoma	5	5	1995
20	Daryl Jones†	DB	6-0	190	Georgia	1	1	1987
69	David Jones†	OL	6-3	262	Texas	3	1	1987
86	Dominique Jones	TE	6-3	270	Shepherd	1	0	2014
93	Dre Mont Jones	DE	6-3	281	Ohio State	27	9	2019-20
93	Ernest Jones	RB	6-2	235	Oregon	3	0	1996-98
53	Henry Jones	RB	6-2	235	Grambling	3	0	1969
43	Herana-Daze Jones	S	5-11	205	Indiana	2	0	2008
93	James Jones	DT	6-2	290	Northern Iowa	16	16	1995
80	Jim Jones	WR	6-3	195	Wisconsin	13	0	1968
43	Joseph Jones	ILB	6-0	251	Northwestern	49	0	2017-20
60	K.C. Jones	CB	6-2	251	Miami (Fla.)	16	0	1997-2000
32	Leonard Jones†	C	6-2	185	Texas State	2	0	1987
33	Nate Jones	CB	5-10	185	Rutgers	16	3	2010
71	Rondell Jones	S	6-2	210	North Carolina	62	3	1993-96
75	Rulon Jones	DE	6-6	260	Utah State	129	100	1980-88
70	Sam Jones	G/C	6-2	290	Arizona State	4	0	2018
77	Tony Jones	RB	5-8	212	Western Carolina	60	60	1997-2000
31	Victor Jones	RB	5-8	212	Louisiana State	16	1	1992
32	LaMont Jordan	RB	5-10	242	Maryland	9	0	2009
54/85	Larry Jordan	E/LB	6-6	230	Youngstown State	10	N/A	1962-64
83	Donald G. Joyce	E	6-2	253	Tulane	6	N/A	1962
83	Seth Joyner	LB	6-6	245	Texas-El Paso	16	1	1998
63	Jim Juriga	T/G	6-6	265	Illinois	32	31	1980-80
77	Winston Justice	T	6-6	317	Southern California	4	0	2013
55	John Kacherski	LB	6-2	240	Ohio State	7	0	1992
59	Larry Kaminski	C	6-2	245	Purdue	96	*54	1966-73
72	Bob Kampa	DT	6-4	252	California	4	1	1974
13	Danny Kanell	QB	6-3	218	Florida State	5	2	2003-04
12	Ken Karcher	CB	6-3	205	Tulane	4	3	1987-88
72	Rich Karris	K	6-0	180	Cincinnati	101	0	1982-88
72	Keith Kartz	C/T	6-0	210	California	100	89	1971-84
82	Kevin Kasper	WR	6-0	193	Iowa	14	4	2001-02
88	Clarence Kay	TE	6-2	237	Georgia	135	126	1984-92
61	Bill Keating	TE	6-2	242	Michigan	20	N/A	1966-67
4	Case Keenum	QB	6-1	215	Houston	16	16	2018
32	Mike Kellogg	FB	6-0	230	Santa Clara	1	N/A	1966-67
6	Chad Kelly	TE	6-5	294	Mississippi	10	0	2017-18
86/87	Pat Kelly	TE	6-6	252	Syracuse	32	1	1988-89
28	Kenoy Kennedy	S	6-1	215	Arkansas	73	59	2000-04
85	Eddie Kennison	WR	6-0	195	Louisiana State	8	6	2001
33	Shiloh Keo	S	5-11	205	Idaho	7	0	2015-16
68	Crawford Ker	CB	6-3	288	Florida	12	10	1991
63	Tolrett Kern	P	6-0	288	Toledo	22	0	2008-09
92	Zach Kerr	DE	6-2	334	Delaware	28	1	2017-18
92	Jon Keyworth	RB	6-3	230	Colorado	95	69	1974-80
33	Jim Kiick	DE	5-11	214	Wyoming	17	0	1976-77
98	Darius Kilgo	NT	6-3	319	Maryland	18	0	2015-16

BRONCOS ALL-TIME ROSTER, CONT.

No.	Name	Pos.	Hgt.	Wgt.	College	GP	GS	Years
80/82	Tony Kimbrough	WR	6-2	192	Jackson State	27	0	1993-94
81	Todd Kinchen	WR	5-11	187	Louisiana State	7	0	1996
70	Donald W. King	F	6-3	260	Kentucky	14	N/A	1960
1	Marquette King	F	6-0	195	Fort Valley State	4	0	2018
84	Vince Kinney	WR	6-2	190	Maryland	23	0	1978-79
87	David Kircus	WR	6-5	192	Grand Valley State	16	0	2006
97	Bruce Klostermann	LB	6-4	230	South Dakota State	37	5	1986-89
16	Jeff Knapple	QB	6-2	200	Northern Colorado	2	0	1980
99	Shawn Knight	DT	6-6	290	Brigham Young	14	0	1988
94/98	Terrance Knighton	NT	6-3	335	Temple	32	32	2013-14
4	Micah Knox	P/K	6-3	199	Utah State	36	0	2002-04
56	Mike Knox	LB	6-5	240	Nebraska	3	0	1987
73	Robert E. Konovsky	E	6-2	246	Wisconsin	13	N/A	1961
67	Dan Koppen	C	6-2	300	Boston College	15	12	2012-13
79	Cyrus Kouandjio	LB	6-2	325	Alabama	15	0	2017-18
53	Niko Koutouvides	LB	6-2	238	Purdue	14	0	2008
71	Greg Kraegen	NT	6-1	263	Utah State	136	116	1985-93
42	Cassey Kreiter	LS	6-1	250	Iowa	58	0	2016-19
86	Jim Krieg	WR	5-9	172	Washington	6	0	1972
84	Henry Krieger-Coble	TE	6-4	248	Iowa	2	0	2016
12	Gary Kroner	C	6-1	200	Wisconsin	31	N/A	1965-67
52	Ray Kubala	C	6-5	265	Texas A&M	4	N/A	1964-67
52	Gary Kubiak	QB	6-2	199	Texas A&M	19	5	1991-93
52	Frank W. Kuchta	C	6-2	225	Notre Dame	12	5	1960
73	Chris Kuper	G	6-4	303	North Dakota	90	79	2006-13
22	Aaron Kyle	DB	5-11	185	Wyoming	35	34	1980-82
L								
83	Matt LaCrosse	TE	6-6	255	Illinois	17	5	2017-18
41	Ron Lamb	FB	6-2	225	South Carolina	3	3	1968
51/76	Gordon Lambert	LB	6-5	245	Tennessee-Martin	14	0	1968-69
50	Pat Lambert Jr.	RB	6-2	225	Richmond	7	N/A	1961
1	Gene Lang	DE	6-10	262	Louisiana State	57	10	1984-87
76	Kenard Lang	DE	6-3	264	Miami (Fla.)	16	16	2006
21	Le-Lo Lang	CB	5-11	185	Washington	54	1	1990-93
27	Brendan Langley	CB	6-0	199	Lamar	16	0	2017-18
67/76	Ken Lanier	TE	6-3	281	Florida State	177	165	1981-92, 94-96
80	Dan LaRose	DE	6-5	250	Missouri	17	N/A	1966
7	Earl James Larpenter	G	6-5	210	Texas	28	14	1960-61
46	Spencer Larsen	FB/LB	6-2	243	Arizona	50	15	2008-11
87	Bill Larson	TE	6-4	225	Colorado State	2	0	1980
45	Bill Laskey	LB	6-3	235	Michigan	25	21	1973-74
73	Isaac T. Lassiter	E	6-5	270	St. Augustine	23	N/A	1962-64
75	Kir Lathrop	DE	6-5	255	Arizona State	9	0	1979
73	Cody Latimer	WR	6-2	214	Indiana	4	0	2014-17
12	Don Latimer	DT	6-3	259	Miami (Fla.)	80	8	1978-83
26	Ty Law	CB	5-11	200	Michigan	7	2	2009
48/83	Mike Leach	TE/LB	6-2	240	William & Mary	104	0	2002-08
65	Ron Leary	G	6-3	320	Memphis	29	29	2017-19
10	Jim LeClair	QB	6-1	200	C.W. Post	8	0	1967-68
53	Roger LeClerc	C	6-2	235	Trinity (Conn.)	8	N/A	1966
53	Jackie Lee	QB	6-2	189	Cincinnati	18	N/A	1964-65
68	Larry Lee	C/G	6-2	265	UCLA	13	5	1987-88
81	Max Leetzow	DE	6-4	240	Idaho	28	N/A	1965-66
85	Ashley Lelie	WR	6-3	200	Hawaii	64	40	2002-05
54	Mike Lemon	LB	6-3	218	Kansas	14	0	1975
51	Paris Lenon	LB	6-3	210	Richmond	14	6	2013
38	Jack Lentz	S	6-0	190	Holy Cross	26	*	1967-68
36	Jim Leonhard	S	5-8	188	Wisconsin	16	1	2012
94	Louis Leonard	DL	6-4	325	Fresno State	0	0	2010
78	Matt Lepsis	TE	6-4	290	Colorado	150	133	1997-2007
26	Darrell Lester	FB	6-2	228	McNeese State	23	N/A	1965-66
62	Leon Lett	DE	6-4	209	Emporia State	12	0	2019
62	Corey Levin	G/C	6-0	307	Tennessee-Chattanooga	0	0	2019
54	D.D. Lewis	LB	6-1	241	Texas	5	0	2007
20/41	Greg Lewis	RB	5-10	214	Washington	32	5	1991-92
24	Hal Lewis	DB	6-0	185	Arizona State	1	0	1968
48	Herman Lewis	F	6-2	188	Virginia Union	0	0	1968
9	Jeff Lewis	QB	6-3	211	Northern Arizona	16	0	1996-98
67	Kory Lichtensteiger	C	6-3	295	Bowling Green State	16	0	2008
22	Tony Lilly	S	6-0	199	Florida	58	15	1984-87
30	Phillip Lindsay	RB	5-8	190	Colorado	42	32	2018-20
33	Hub Lindsey	HB	5-11	196	Wyoming	3	0	1968
2	Steve Lindsey	QB	6-1	185	Mississippi	16	0	2000
14	Pete Little	CB	6-3	205	Penn State	1	1	1969-70
44	Floyd Little	HB	6-10	196	Syracuse	117	*93	1967-75
84	Brandon Lloyd	WR	6-0	194	Illinois	22	16	2009-11
74	Bill Lobenstein†	DB	6-3	261	Wisconsin-Whitewater	3	0	1987
3	Drew Lock	QB	5-4	228	Missouri	18	18	2019-20
37	P. J. Locke	S	5-10	202	Texas	15	0	2020
89	Mike Lockington†	TE	6-3	230	New Mexico State	92	0	1987
89	Mike Lodish	DT	6-3	275	UCLA	9	19	1995-2000
89	Dave Logan	WR	6-4	219	Colorado	4	0	1984
31	Derek Loville	RB	5-10	203	Oregon	42	0	1997-99
58/59	Calvin Lowry	S	5-11	200	Penh State	11	3	2008
21	Tim Lucas	LB	6-3	230	California	75	11	1987-93
21	Tommy Luke	LB	6-0	190	Mississippi	7	1	1988
1	Triandos Luke	WR	5-10	189	Alabama	10	0	2004
22	Fran Lynch	HB	6-1	205	Hofstra	99	*14	1967-76
47	John Lynch	S	6-2	220	Stanford	60	59	2004-07
12	Paxton Lynch	QB	6-7	244	Memphis	5	4	2016-17
37	Anthony Lynn	RB	6-3	230	Texas Tech	61	0	1993, 97-99
67	Tom Lyons	G	6-2	237	Georgia	72	62	1976-78
41	Rob Lytle	TE/RB	5-11	195	Michigan	87	23	1977-83
M								
52	Dan MacDonald†	LB	6-2	230	Idaho State	3	0	1987
8	Tommy Maddox	QB	6-4	205	UCLA	29	4	1992-93
82	Adrian Madise	WR	5-11	215	Texas Christian	11	0	2003-04
49	Craig Mager	CB	5-11	200	Texas State	0	0	2018
78	Don Maggs	G/T	6-5	290	Tulane	16	3	1993-94
98	Josh Mallard	DL	6-2	259	Georgia	8	0	2007
33	Ernest G. (Pete) Mangum	LB	6-0	219	Mississippi	14	N/A	1960



No.	Name	Pos.	Hgt.	Wgt.	College	GP	GS	Years
18	Peyton Manning	QB	6-5	230	Tennessee	58	57	2012-15
83	Wade Manning	WR	5-11	190	Ohio State	25	0	1981-82
66	Brian Manor	DE	6-4	247	Arkansas	107	107	1974-84
33	Marquand Manuel	S	6-0	213	Florida	16	14	2008
50	Bobby Maples	RB	6-3	250	Baylor	98	61	1972-78
26	Laurence Maroney	CB	5-11	220	Minnesota	4	3	2010
32	Curtis Marsh	CB	6-1	197	Utah State	0	0	2015
86	Arthur Marshall	WR	5-11	175	Georgia	32	10	1992-93
15	Brandon Marshall	WR	6-4	230	Central Florida	47	47	2006-09
54	Brandon Marshall	LB	6-1	250	Nevada	69	63	2013-18
43	Charles E. Marshall	HB	6-0	180	Oregon State	5	N/A	1962
36	Trey Marshall	S	6-0	207	Florida State	30	2	2018-20
29	Warren Marshall	RB	6-0	218	James Madison	1	0	1987
47	Paul Martha	P	6-1	187	Pittsburgh	13	12	1970
6	Sam Martin	WR	6-1	211	Appalachian State	16	0	2020
17	Jaquann Martinez	WR	6-1	183	Saginaw Valley State	14	1	2007-08
83/85	Rick Massie	WR	6-1	190	Kentucky	13	4	1987-88
81	Billy Masters	TE	6-6	240	Louisiana State	66	29	1970-74
69	Evan Mathis	G	6-5	301	Alabama	16	12	2015
73	Pat Matson	G	6-1	245	Oregon	28	N/A	1966-67
55	Archie Matsos	LB	6-4	217	Michigan State	9	N/A	1960
76/77	Jack Mattox	LB	6-4	240	Fresno State	8	N/A	1961-62
55	Marv Matuszak	LB	6-3	232	Tulsa	14	N/A	1964
8	Matt Mauck	QB	6-1	213	Louisiana State	0	0	2004
74	Andy Maurer	WR	6-3	265	Oregon	13	13	1977
14	Dean Mayt	QB	6-5	220	Louisville	3	0	1987
56	Ray May	WR	6-1	230	Southern California	33	30	1973-75
31	Joe Mayas	S	6-11	245	North Dakota State	33	20	2010-12
98	Darcel McBeth	S	6-1	198	Texas Tech	20	1	2009-10
87	Ryan McBean	DL	6-6	297	Oklahoma State	46	21	2009-11
40	Ed McCaffrey	WR	6-5	215	Stanford	120	104	1995-2003
87	Brendan McCarthy	FB	6-3	220	Boston College	8	5	1968-69
34	Kyle McCarthy	S	6-2	210	Notre Dame	12	0	2011
10/11	John McCormick	QB	6-1	208	Massachusetts	38	N/A	1963-66
55	Lerentee McCray	LB	6-3	249	Florida	24	0	2014-15
20	Marlon McCree	S	5-11	204	Kentucky	8	7	2008
96	Jake McCullough	DE	6-5	270	Clemson	16	0	1989-90
67	Robert V. McCullough	RB	6-2	245	Colorado	56	N/A	1962-65
64	Lawrence McCutcheon	RB	6-3	201	Colorado State	6	0	1980
23	Ed (Wahoo) McDaniel	LB	6-1	235	Oklahoma	42	N/A	1961-63
82	Orlando McDaniel	WR	6-0	180	Louisiana State	3	0	1982
68	Reggie McElroy	G/T	6-6	290	West Texas State	23	0	1995-96
24	Lewis P. (Bud) McFadin	DE	6-3	260	Texas	56	N/A	1960-63
23	Willis McGahee	RB	6-0	235	Miami	25	23	2011-12
4	John McGeever	DE	6-5	195	Auburn	55	N/A	1962-65
85	Phil McGeoghan	WR	6-2	224	Maine	2	0	2001
91	Chester McGlockton	DE	6-4	334	Clemson	32	31	2001-02
60	Connor McGovern	G/C	6-4	306	Missouri	47	36	2016-19
89	Keli McGregor	TE	6-6	250	Colorado State	2	0	1985
83	Travis McGriff	WR	6-6	185	Florida	34	0	1999-2001
16	Monte McGuire	QB	6-3	202	Texas Tech	2	0	1987
16/84	Isaiah McKenzie	CB	6-3	173	Georgia	12	0	2017-18
99	Alvin McKinley	DT	6-3	294	Mississippi State	15	10	2007
11	Kenny McKinley	WR	6-0	183	South Carolina	8	0	2009
28	Bill McKay	LB	6-3	235	Purdue	30	9	1970-72
56	Tim McKyer	CB	6-0	178	Texas-Arlington	16	1	1997
8	Cal McLean	DT	6-3	240	Cal State Fullerton	3	0	1987
8	Brandon McManus	K	6-3	201	Temple	110	0	2014-20
45	James R. McMillin	DB	6-0	190	Colorado State	47	N/A	1960-62
41	Robert McNamara	HB	6-0	190	Minnesota	14	N/A	1960-61
47	Ryan McNeil	TE	6-2	210	Miami (Fla.)	4	0	2003
75	Adam Meadows	LB	6-1	290	Georgia	3	0	2006
77/97	Karl Mecklenburg	LB/DE	6-3	229	Minnesota	180	141	1983-94
61	Bob Meeks	CB	6-3	279	Auburn	8	0	1992-94
64	Jon Melander	G	6-7	280	Minnesota	29	22	1993-94
63	Richard Mercier	G	6-3	299	Miami (Fla.)	0	0	2000
59	Mark Merrill	LB	6-4	237	Minnesota	17	0	1981-82
46/8	Bobby Micho	RB/TE	6-3	236	Texas	20	3	1986-87
22	Willie Middlebrooks	LB	6-3	177	Minnesota	51	20	2004
22	Glyn Milburn	QB	6-5	190	Stanford	48	6	1993-95
17	Hugh Miller	QB	6-5	216	Washington	8	2	1994-95
83	Anthony Miller	WR	5-11	190	Tennessee	46	45	1994-96
82	Billy Miller	WR	6-3	230	Southern California	22	0	1999-2000
12	Chris Miller	QB	6-2	204	Oregon	2	0	1999
58	Von Miller	OLB	6-5	244	Texas A&M	135	135	2011-20
92	Jeff Miller	LB	6-3	230	Nebraska	41	3	1990-93
57	Jeremy Mincey	DE	6-4	265	Florida	2	0	2013
21	Eugene Mingo	HB/K	6-2	216	No college	59	N/A	1960-64
71	Claudia Minor	LB	6-4	280	San Diego State	125	123	1974-82
20	Tommy Earl Minter	HB	5-10	178	Baylor	17	N/A	1962
67	Dean Miraldi	LB	6-4	266	Utah	12	0	1985
75	Dex Mirich	DE	6-2	250	Northern Arizona	34	*12	1967-69
49	Alvin Mitchell	S/WR	6-3	195	Morgan State	2	0	1970
27	Charlie Mitchell	HB	5-11	185	Washington	56	N/A	1963-67
41	Leroy Mitchell	CB	6-1	190	Texas Southern	40	0	1971-73
51	John Mobley	LB	6-1	236	Kutztown	105	102	1996-2003
89	Orson Mobley	G	6-4	319	Salem College (W.V.)	62	33	1986-90
72	John Moffitt	LB	6-3	245	Wisconsin	3	0	2013
53	Mike Mohamed	LB	6-3	245	California	3	0	2011-12
22	Alton Montgomery	S/CB	6-0	200	Houston	43	5	1990-92
78	Marv Montgomery	TE	6-6	255	Southern California	57	25	1971-76
2	Randy Montgomery	CB	5-11	182	Weber State	26	10	1971-73
81/83	Cottie Montgomery	WR	6-3	190	Duke	2	0	2000-02
64	Will Montgomery	C	6-3	304	Virginia Tech	16	8	2014
52	Mike Montier	LB	6-5	254	Colorado	14	14	1977
48	Alex Moore	HB	6-0	195	Norfolk State	3	0	1968
87	Bob Moore	TE	6-3	220	Stanford	8	2	1978
23	Jason Moore	S	5-10	191	San Diego State	0	0	1999
69	Leroy Moore	DE	6-2	240	Fort Valley State	26	N/A	1961-65
26	Mookie Moore	G	6-2	318	Troy State	0	0	2001-02
26	Rahim Moore	S	6-1	195	UCLA	57	48	2011-14
76	Randy Moore	DT	6-2	241	Arizona State	8	0	1976
12	Shawn Moore	QB	6-2	213	Virginia	3	0	1991-93
86	Emery Moorehead	WR/RB	6-2	218	Colorado	16	0	1980
11	Knowshon Moreno	RB	6-1	200	Georgia	60	45	2007-13
11	Quincy Morgan	WR	6-1	215	Kansas State	7	0	2006
50	Patrick Morris	C	6-3	300	Texas Christian	3	0	2019-20

BRONCOS ALL-TIME ROSTER, CONT.

No.	Name	Pos.	Hgt.	Wgt.	College	GP	GS	Years
7	Craig Morton	QB	6-4	214	California	72	64	1977-82
25	Haven Moses	WR	6-2	208	San Diego State	140	127	1972-81
85	John Mosier	TE	6-3	220	Kansas	11	1	1971
94	Jarvis Moss	OLB/DE	6-7	257	Florida	34	1	2007-10
86	Bobby Moten	TE	6-4	212	Bishop College	3	0	1968
53	Parrell Muikey	OLB	6-5	253	Louisville	7	0	2020
51	Marc Munford	LB	6-2	231	Nebraska	48	16	1987-90
57	Mark Murray	LB	6-2	240	Florida	6	0	1991
72	Pat Murray	QB	6-3	310	Truman State	0	0	2008
14	Bill Musgrave	QB	6-6	215	Oregon	9	1	1995-96
85/71	Chad Mustard	TE/T	6-1	210	North Dakota	32	6	2005-08
52	Nelane Muli	G	6-3	315	Fresno State	4	1	2020
62	Chris Myers	C/G	6-4	300	Miami (Fla.)	41	16	2005-07
96	Michael Myers	DT	6-2	300	Alabama	32	31	2005-06
70	Robert Myers Jr.	S	5-5	335	Tennessee State	0	0	2015
90	Wilbur Myers	S	5-11	195	Delta State	16	0	1983
29	Jesse Myles	RB	5-2	210	Louisiana State	22	0	1983-84
54	Chip Myrtle	LB	6-2	225	Maryland	81	*40	1967-72
N								
58	Rob Nairne	LB	6-4	223	Oregon State	55	21	1977-80
27	Tom Nalen	T	6-3	286	Boston College	194	188	1994-2008
29	Damien Nash	CB	5-10	220	Missouri	3	0	2006
82	Marcus Nash	WR	6-3	195	Tennessee	10	1	1998-99
84	Ricky Nattiel	WR	5-9	180	Florida	70	17	1987-92
6	Joe Nedney	K	5-4	215	San Jose State	3	0	2000
6	Dan Neil	G	6-4	285	Texas	108	104	1997-2004
52/56	Corey Nelson	E	6-2	226	Oklahoma	60	7	2014-17, '19
80	Ron Nery	LB	6-6	247	Wisconsin	4	N/A	1963
76	Tom Neville	T	6-4	260	Mississippi State	16	15	1978
51	Lee (Mike) Nichols	C	6-3	225	Arkansas A&M	28	N/A	1960-61
39	Taurean Nixon	CB	5-10	187	Tulane	6	0	2015-16
43	John Nocera	LB	6-2	220	Iowa	2	N/A	1963
38	Tom Normina	CB	6-3	260	Miami (Ohio)	37	N/A	1963-65
33	Ben Norman	RB	5-1	212	Colorado State	3	0	1980
1/4	Chris Norman	P	6-2	198	South Carolina	38	0	1984-86
11	Jordan Norwood	WR	5-11	180	Penn State	25	11	2015-16
15	Philip H. Nugent	HB	6-2	195	Tulane	12	N/A	1961
O								
27	Tom Oberg	S	6-0	185	Portland State	16	13	1968-69
88	Riley Odoms	TE	6-4	230	Houston	153	134	1972-83
23	Michael Ojemudia	CB	6-1	200	Iowa	16	11	2020
73	Russell Okung	T	6-4	310	Oklahoma State	16	16	2016
85	Albert Okwuegbunam	TE	6-5	258	Missouri	4	0	2020
42	Muhammad Oliver	DB	5-11	179	Oregon	3	0	1992
58	Phil Olsen	DE	6-5	265	Utah State	27	5	1975-76
69	Eric Olsen	OL	6-3	305	Notre Dame	1	0	2010
76	Seth Olsen	DE	6-5	308	Iowa	3	0	2009
76	Harold Olson	CB	5-9	308	Clemson	28	N/A	1963-64
0	John Olaszewski	FB	6-11	200	California	12	N/A	1962
6	Jim O'Malley	LB	6-1	229	Notre Dame	40	5	1973-75
24	Deltha O'Neal	CB	5-10	196	California	61	36	2000-03
8	Kyle Orton	QB	6-4	225	Purdue	34	33	2009-11
6/17	Willie Oshodin	DE	6-4	265	Villanova	30	5	1993-95
6/17	Brock Osweller	QB	6-7	240	Arizona State	27	11	2012-15, '17
P								
70	Vinston Painter	TE	6-6	309	Virginia Tech	0	0	2013
93	Anton Palepoi	DE	6-6	298	Nevada-Las Vegas	1	0	2014
13	Nathan Palmer	WR	5-11	198	Northern Illinois	0	0	2014
23	Chris Pane	DB	5-11	184	Chico State	36	1	1976-79
61	Matt Paradis	LB	6-3	300	Boise State	57	57	2015-18
56	Don Parish	C	6-1	220	Stanford	1	1	1972
60	Ernie Park	TE	6-3	253	McMurray College	14	N/A	1967
60	Brian Parker	G	6-3	265	Albany	3	1	2018
34	Will Parks	TE	6-1	194	Arizona	66	15	2016-20
60	Charlie Parker	G	6-1	245	Southern Mississippi	14	N/A	1965
71	Daren Parker	P	6-0	185	South Carolina	3	0	1992
74	Scott Parrish	G	6-6	265	Utah State	0	0	1976
24	Rick Parros	RB	5-11	200	Utah State	46	32	1980-84
12	Al Pastrana	QB	6-1	190	Maryland	7	3	1969-70
81	Tim Patrick	WR	6-4	212	Utah	39	21	2018-20
28	Tito Paul	CB	6-0	195	Ohio State	16	0	1998
2	Sam Paulescu	P	6-0	189	Oregon State	1	0	2007
66	Lonie Paxton	LS	6-2	281	Sacramento State	48	0	2009-11
41	Karl Paymah	TE	6-0	195	Washington State	60	5	2005-08
48	Russell Payne†	LB	6-1	240	Appalachian State	1	0	1987
84	Erik Pears	CB	6-8	306	Colorado State	32	16	2006-08
71	Jack Peavey†	OL	6-2	260	Troy State	3	1	1987
94	Domata Peko Sr.	NT	6-3	325	Michigan State	30	30	2017-18
90/77	Kyle Peko	NT	6-1	305	Oregon State	9	0	2016-17, '19
12	Craig Penrose	QB	5-3	211	San Diego State	18	4	1976-79
33/35	James W. Perkins	DE	6-7	250	Colorado	42	N/A	1966-68
60	Lonnie Perrin	RB	5-11	250	Illinois	44	5	1976-78
95	Gerald Perry	G/T	6-6	300	Southern	40	29	1988-90
95	Michael Dean Perry	DT	6-1	285	Clemson	38	37	1995-97
33	Robert Perryman	FB	6-1	233	Michigan	19	8	1991-92
90/87	Anton Peters	DE	6-4	245	Florida	10	N/A	1963
86	Kenny Peterson	T	6-6	295	Ohio State	42	15	2006-09
90	John Phillips	TE	6-5	251	Virginia	8	3	2016
90	Shaun Phillips	TE	6-3	255	Purdue	16	12	2013
26	Lyle Pickenst	DB	5-10	175	Colorado	1	0	1987
58	Terry Pierce	LB	6-1	251	Kansas State	18	0	2003-04
74	Evan Pilgrim	OL	6-4	304	Brigham Young	0	0	1999
95	Andrew Pinnoch	DE	6-10	270	South Carolina	0	0	2008
98	Kavika Pittman	RB	6-0	213	McNeese State	45	44	2007-12
28	Michael Pittman	DE	6-0	225	Fresno State	8	3	2008
48	John Pitts	S	6-4	218	Arizona State	22	4	1973-75
82	Dave Pivec	TE	6-3	230	Notre Dame	14	5	1969
36	Bruce Plummer	DB	6-0	197	Mississippi State	26	0	1987-88, '90
18	Jake Plummer	QB	6-2	212	Arizona State	59	54	2003-06

No.	Name	Pos.	Hgt.	Wgt.	College	GP	GS	Years
22	Bobby Ply	DB	6-1	190	Baylor	1	N/A	1967
76	Randy Pofft	DB	6-3	190	Stanford	29	2	1975-77
2	Tyler Polunbus	QB	6-3	230	Colorado	42	8	2008-09
2	Christian Ponder	QB	6-3	230	Florida State	0	0	2015
47	David Pool	DB	5-9	182	Carson-Newman	0	0	1993
81	Keith Poole	WR	6-0	188	Arizona State	6	3	2001
34	Nathan Poole	CB	5-9	210	Louisville	30	13	1982-83, 85, 87
37	Tyrone Poole	RB	5-8	188	Fort Valley State	16	4	2002
75	Monsanto Pope	OT	6-9	300	Virginia	48	21	2002-05
31	J. Pope	RB	6-1	205	Bowling Green State	13	3	2008
31	Kerry Porter	RB	6-1	215	Washington State	13	3	1990
22	Tracy Porter	CB	5-11	186	Indiana	6	4	2012
26	Clinton Portis	RB	5-11	205	Miami (Fla.)	29	25	2002-03
23	Dickie Post	RB	5-10	190	Houston	6	1	1971
93	Darryl Pounds	DE	6-10	185	Nicholls State	39	0	2000
91	Warren Powers	DE	6-6	287	Mayfield	44	28	1989-91
5	Matt Prater	K	5-10	195	Central Florida	92	0	2007-13
27	Shaun Prater	CB	5-10	190	Iowa	0	0	2015
88	Eugene Prebota	DE	6-3	225	Boston University	42	N/A	1961-63
23	Steve Preece	DE	6-3	195	Oregon State	13	9	1972
46	Dave Preston	HB	5-10	185	Bowling Green	76	37	1978-83
11	Luke Prestridge	LB	6-1	235	Baylor	73	0	1978-83
56	James Price	LB	6-2	225	Auburn	6	N/A	1964
25	Errol Prisby	DB	5-10	184	Cincinnati	5	N/A	1967
81	Mike Pritchard	WR	5-10	188	Colorado	18	13	1994-95
93	Trevor Pryce	DL	6-5	226	Clemson	121	114	1997-2005
98	Mike Pueli	DE	6-4	328	Wyoming	19	13	2019-20
88/87	Joe Putzier	TE	6-5	251	Boise State	41	10	2002-05
83	John J. Pyeatt	HB	6-3	204	No college	17	N/A	1960-61
Q								
26	Frank Quayle	RB	5-10	195	Virginia	11	2	1969
9	Brady Quinn	QB	6-3	235	Notre Dame	0	0	2010-11
81	Richard Quinn	TE	6-4	255	North Carolina	29	4	2009-10
R								
78	Bruce Radford	DE	6-5	257	Grambling	16	0	1979
65/66	Manny Ramirez	G/C	6-3	320	Texas Tech	49	43	2011-14
11	Patrick Ramsey	QB	6-2	225	Tulane	3	0	2007-08
10	Steve Ramsey	QB	6-2	210	North Texas State	53	31	1971-76
56	Shane Ray	OLB	6-1	245	Missouri	49	15	2015-19
19	Kalif Raymond	WR	6-0	160	Holy Cross	4	0	1999
99	Montae Reagar	DE	6-3	285	Texas Tech	45	1	1999-2002
76	Leo T. Reed	DE	6-4	240	Colorado State	4	N/A	1961
59	Malik Reed	OLB	6-2	235	Nevada	31	21	2019-20
32	Tony Reed	RB	5-11	197	Colorado	15	0	1981
43	Izell Reese	S	6-2	190	Alabama-Birmingham	15	15	2002
94	Johnathan Reese	RB	6-1	220	Columbia	0	0	2004
75	Darrell Reid	OLB/DE	6-2	270	Minnesota	16	0	2009
94	Dan Remsburg	DE	6-6	275	Abilene Christian	21	1	1986-87
97	Simeon Rice	DE	6-5	268	Illinois	6	1	2007
40	Randy Rich	DB	5-10	178	New Mexico	0	0	1977
43	Bob Richardson	DB	6-1	180	UCLA	0	N/A	1966
33	Horace Richardson	QB	6-0	190	Southern Methodist	0	0	2018
99	David Richie	QB	6-4	280	Washington	2	0	1997
58	Frank Richter	LB	6-3	235	Georgia	34	*11	1967-69
27	Theo Riddick	RB	5-9	201	Notre Dame	0	0	2019
26	Larry Riley	DE	5-10	192	Salem College (N.C.)	5	0	1977
38	Marcus Rios	CB	5-11	185	UCLA	5	0	2017
66	Dalton Risner	DE	6-5	312	Kansas State	32	32	2019-20
38	Reggie Rivers	RB	6-1	215	Southwest Texas State	96	5	1991-96
39	Joe Rizzo	RB	6-1	220	U.S. Merchant Marine Academy	81	62	1974-80
48	Randy Robbins	DB	6-2	189	Arizona	116	26	1984-91
57	Adrian Robinson	LB	6-1	250	Temple	6	0	2013
63	Dewayne Robertson	OT	6-11	308	Kentucky	15	15	2008
36	Frank Robinson	DE	6-11	175	Boise State	28	2	1992-93
94	Jeff Robinson	DE	6-4	270	Idaho	64	0	1993-96
95	Jeroy Robinson	LB	6-1	241	Texas A&M	3	0	1990
54	Lee Robinson	LB	6-2	256	Alcorn State	3	0	2010
17	Matt Robinson	QB	6-2	196	Georgia	14	29	1980
29	Bradley Roby	QB	5-11	194	Ohio State	79	29	2014-18
77	Alden Roche	DE	6-4	265	Southern	14	0	1970
69	Jake Rodgers	DE	6-4	320	Eastern Washington	14	1	2019-20
45	Dominique Rodgers-Cromartie	CB	6-2	193	Tennessee State	15	13	2013
4	Ruben Rodriguez	P	6-2	210	Arizona	5	0	1992
68	William E. Roehnelt	LB	6-1	227	Bradley	18	N/A	1961-62
43	Roderick Rogers	S	6-2	187	Wisconsin	5	1	2007-08
73	Stan Rogers	DE	6-2	216	Maryland	14	2	1975
25	David S. Rolle	LB	6-4	255	Oklahoma	14	N/A	1960-65
53	Bill Romanowski	LB	6-4	245	Boston College	96	96	1996-2001
42	Al Romine	HB	6-2	191	Florence State	14	N/A	1960
81	Dante Rosario	TE	6-4	250	Oregon	14	3	2011
8	Barry Rose	WR	6-0	185	Wisconsin-Stevens Point	23	0	1993
30	Oliver Ross	DE	6-2	215	Alabama A&M	25	0	1973-75
11	Robin Rote	P	6-2	211	Rice	3	N/A	1966
16	Tom Rouen	P	6-3	225	Colorado	152	0	1993-2002
33	Justin D. Rowland	HB	6-2	188	Texas Christian	10	N/A	1962
46	John Rowser	DB	6-1	190	Michigan	38	37	1974-76
79	Eddie Royal	WR	6-10	180	Virginia Tech	57	45	2008-11
18	Athya Rubin	NT	6-3	312	Iowa State	2	0	2017
11	J. Ruplej	DB	5-10	183	UCLA	2	0	1996
40	Martin Rudolph†	DB	5-10	183	Arizona	3	1	1987
57	Mike Ruether	C	6-4	279	Texas	17	0	1988-89
58	Steve Russ	LB	6-4	245	Air Force	24	0	1997-2000
10	Clifford Russell	WR	5-11	195	Utah	3	0	2008
39	Darryl Russell†	DB	6-0	195	Appalachian State	3	0	1987
85	Derek Russell	WR	6-0	195	Arkansas	50	36	1991-94
42	Leonard Russell	RB	6-2	235	Arizona State	14	13	1994
1	Taylor Russolino	K	6-0	170	Millsaps	1	0	2020
53	Johnny Rutledge	LB	6-3	239	Florida	6	0	2003
50	Jim Ryan	LB	6-3	220	William & Mary	150	91	1979-88
80	Tom Rychiec	CB	6-2	220	American International	3	N/A	1983
4	Brett Rypien	QB	6-2	202	Boise State	3	1	2019-20
S								
26	George Salmes	S	5-11	186	Michigan State	30	19	1970-72
74	Ephraim Salaam	S	6-7	295	San Diego State	30	19	2002-03

BRONCOS ALL-TIME ROSTER, CONT.

No.	Name	Pos.	Hgt.	Wgt.	College	GP	GS	Years
74	Harvey Salem	T	6-3	283	California	10	0	1991
74	Ty Sambrallo	T	6-5	315	Colorado State	13	7	2015-16
84	Clint Sampson	WR	5-11	183	San Diego State	59	10	1983-86
10	Emmanuel Sanders	WR	5-11	180	Southern Methodist	79	77	2014-19
55	Glenell Sanders	LB	5-11	228	Louisiana Tech	4	0	1994
30	Cecil Sapp	RB	5-11	228	Colorado State	49	9	2003-07
10	Todd Sauerbrun	P	6-10	215	West Virginia	30	0	2005-07
83	John Sawyer	TE	6-2	240	Southern Mississippi	17	11	1983-84
54	Ron Sbranti	LB	6-2	230	Utah State	14	N/A	1966
82	Bob Scarpitto	WR/P	5-11	192	Notre Dame	81	N/A	1962-67
67	Carl Schaukowitz	G	6-3	235	Penn State	11	7	1975
68	Tony Scheffler	G	6-3	255	Western Michigan	57	28	2006-09
87	Steve Schindler	T	6-3	256	Boston College	27	4	1977-78
69	Mark Schlereth	G	6-3	282	Idaho	81	81	1995-2000
71	Austin Schlottmann	G/C	6-6	300	Texas Christian	32	6	2019-20
64	Mike Schnitker	G	6-3	245	Colorado	74	26	1969-74
79	Michael Schofield	T/G	6-6	301	Michigan	29	29	2014-16
74	Bill Schultz	T	6-6	305	Southern California	2	0	1995
84/86	John Schultz	WR	10	182	Maryland	32	0	1976-78
66	Carlos Scott	C	6-2	305	Texas-El Paso	0	0	1987
45	Lew Scott	QB	5-11	170	Oregon State	13	N/A	1966
76	Kirk Scraftford	T	6-6	270	Montana	32	7	1993-94
35	James H. Sears	HB	5-11	183	Southern California	2	N/A	1960-61
35	Goldie Sellers	DE	6-2	188	Grambling	27	N/A	1968-67
37	Jeff Sensabaugh	LB	6-1	181	Idaho	14	3	2019
45	Jeff Severson	DB	6-1	183	Long Beach State	14	3	1975
30	Steve Sewell	RB/WR	6-3	210	Oklahoma	94	15	1985-92
65	Don Shackelford	G	6-4	255	Pacific	8	N/A	1964
15	Hunter Sharp	WR	5-11	198	Utah State	1	0	2019
75	Rick Sharp	T	6-2	265	Washington	12	0	1972
81/84	Shannon Sharpe	T	6-2	228	Savannah State	172	139	1990-99, 02-03
17	George H. Shaw	QB	6-1	183	Oregon	13	N/A	1962
95	Josh Shaw	DT	6-3	305	Michigan State	5	0	2008
45	Richard Shelton	WR	5-10	180	Liberty	4	0	1989
86	Edell Shepherd	CB	6-1	175	San Jose State	0	0	2008
86	Rod Sherman	WR	5-10	190	Southern California	14	13	1972
88	Mike Sherrard	WR	6-1	185	UCLA	15	0	1996
75	Roger Shoals	T	6-4	260	Maryland	14	14	1971
40/28	Jeff Shoate	CB	5-10	180	San Diego State	14	0	2004-05, 07
63	Laval Short	DT	6-3	250	Colorado	15	0	1980
13	Trevor Sjogren	QB	6-3	220	Northwestern	26	24	2015-17
80	Seavlor Siliga	DT	6-3	295	Utah	0	0	2012
30	Jerry Simmons	WR	6-0	190	Bethune-Cookman	51	35	1971-74
31	Justin Simmons	S	6-2	202	Boston College	74	64	2016-20
51	Leon Simmons	LB	6-0	225	Grambling	2	N/A	1963
2	Chris Simms	QB	6-4	230	Texas	3	1	2009
52	Mike Simone	LB	6-0	210	Stanford	42	3	1972-74
57	Jackie Simpson	DE	6-3	256	Mississippi	6	0	1961
91	Deyon Sizer	DL	6-4	280	Colorado State-Pueblo	1	0	2019
45	John Sklopan	HB	5-10	200	Southern Mississippi	3	N/A	1963
7/14	Milton (Mickey) Slaughter	QB	6-2	204	Louisiana Tech	40	N/A	1963-66
39	Tom Smiley	RB	6-1	235	Lamar Tech	14	9	1969
56	Aaron Smith	DE	6-2	223	Utah State	10	0	1984
90	Alphonso Smith	DE	6-3	190	Wake Forest	15	0	2009
90	Antonio Smith	DE	6-3	290	Oklahoma State	16	0	2015
55	Art Smith	LB	6-1	222	Hawaii	2	0	1980
26	Ben Smith	CB	6-3	208	Georgia	14	14	1994
20	Daniel Eugene Smith	HB	5-10	180	Northeast Oklahoma	4	N/A	1961
49	Dennis Smith	S	6-3	200	Southern California	184	170	1981-94
26	Detroit Smith	DE	6-10	240	Texas A&M	91	2	1996-2011
14	Don Smith	FB	6-0	240	Florida A&M	2	N/A	1967
75	Ed Smith	DE	6-5	241	Colorado College	16	3	1973-75
28	Elliott Smith	CB	6-2	192	Alcorn A&M	9	0	1990
72	Harold Smith	T	6-5	250	UCLA	3	N/A	1960
N/A	Hugh B. Smith	DE	6-4	217	Kansas	0	0	1962
47	James Smith	LB	6-3	190	Utah State	0	1	1969
97	Le Kevin Smith	DE	6-3	308	Nebraska	14	2	2009-10
57	Matt Smith	LB	6-2	234	West Virginia	3	0	1987
65	Monte Smith	G	6-5	270	North Dakota	14	0	1989
90	Neil Smith	DE	6-4	270	Nebraska	43	35	1997-99
26	Paul Smith	BB	5-11	242	Texas-El Paso	14	0	2007
70	Paul Smith	DT/DE	6-3	255	New Mexico	133	72	1968-78
49	Perry Smith	DB	6-1	195	Colorado State	26	5	1980-81
93	Quanterus Smith	DE	6-5	255	Western Kentucky	15	0	2014
80	Rod Smith	WR	6-0	200	Missouri Southern	183	158	1995-2007
32	Sammie Smith	RB	6-2	226	Florida State	3	1	1992
64	Shelley Smith	G	6-4	310	Colorado State	0	0	2015
72	Willie Smith	C	6-3	255	Michigan	14	N/A	1960
62	Isaac Snell	DE	6-5	288	North Dakota State	14	0	2007
84	Matt Sporton	TE	6-5	250	Michigan State	5	N/A	1964
45	Kevin Snyder	ILB	6-2	245	Rutgers	2	0	2017
79	Roland Sochia	NT/DE	6-3	270	Northwestern Oklahoma St.	26	16	1991-92
30	Brian Solomon	CB	6-0	193	Utah	4	0	1981
30	Henry Sorrells	LB	6-3	215	Chattanooga	10	N/A	1967
11	Diontae Spencer	WR	5-8	170	McNeese State	27	2	2019-20
33	Jimmy Spencer	CB	5-9	188	Florida	53	8	2000-03
59	Donnie Spragan	LB	6-3	239	Stanford	48	22	2002-04
78	Rich Stachowski	DE/NT	6-4	245	California	14	0	1983
62	Jerry N. Stalcup	LB	6-1	240	Wisconsin	22	N/A	1961-62
85	Irvin Stallworth	WR	6-10	185	Washington State	1	0	1990
14	Scott Stankavage	HB	6-1	185	North Carolina	1	0	1984-86
44	Bruce Starling	P	6-1	186	Florida	0	0	1963
17	Larry Steele	HB	5-10	182	Santa Rosa	1	0	1974
19	Fred Steinfort	K	5-11	180	Boston College	33	0	1979-81
76	Donald Stephenson	S	6-6	312	Oklahoma	20	16	2016-17
27	Darian Stewart	DE	6-3	240	South Carolina	61	58	2018-19
26	Jeremy Stewart	RB	6-1	215	Stanford	6	0	2014
34	James E. Stinnette	FB/LB	6-1	230	Oregon State	24	N/A	1961-62
21	Jesse Stokes	DB	6-0	190	Corpus Christi	2	0	1968
14	Brandon Stokley	WR	6-0	192	Southwestern Louisiana	59	22	2007-09, 12
34	Donnie Stone	FB	6-1	205	Arkansas	48	N/A	1961-64
82	Otto Stowe	WR	6-2	188	Iowa State	8	0	1974

No.	Name	Pos.	Hgt.	Wgt.	College	GP	GS	Years
22	Bob Stransky	HB	6-1	180	Colorado	14	N/A	1960
63	David Strickland	T/G	6-0	220	Memphis State	14	N/A	1960
40	Justin Strnad	LB	6-3	213	Wake Forest	0	0	2020
41	Dean Strother	RB	5-11	213	Southern California	2	0	1994
63	Tim Stuber	G	6-5	315	Colorado State	0	0	2004
70	Dave Studdard	T	6-4	260	Texas	145	133	1979-88
72	Jerry G. Sturm	C/T/G	6-3	260	Illinois	84	N/A	1961-66
60	Nick Subis	G/C	6-4	278	San Diego State	16	0	1991
50	John Sullins	LB	6-2	225	Alabama	3	0	1992
85	Don Summers	LB	6-4	230	Boise State	18	1	1984-85
46	Jim Summers	DB	5-10	180	Michigan State	11	N/A	1967
35	Jason Suttle	CB	5-10	182	Wisconsin	10	0	1999-2000
14	Courtland Sutton	WR	6-4	216	Southern Methodist	33	24	2018-20
25	Charles Swann	WR/DB	6-1	188	Indiana State	13	0	1994
25	Shane Swanson†	WR	6-1	200	Nebraska	3	0	1987
74	Harry Swane	T	6-2	290	Rutgers	23	16	1997-98
49	Neal Sweeney	FL	6-2	170	Tulsa	10	N/A	1967
51	Bob Swenson	LB	6-3	225	California	96	77	1975-83
23	Eugene Sykes	DB	6-1	201	Louisiana State	4	N/A	1967
57	Jashon Sykes	LB	6-2	236	Colorado	19	8	2003-04
40	Austin Syvester	DB	6-8	248	Washington	0	0	2011
94	Jim Szymanski	DE	6-5	268	Michigan State	7	6	1990-91
T								
21	Aqib Talib	CB	6-1	205	Kansas	58	58	2014-17
64	Ralph Tamme	G/C	6-4	290	West Chester	42	1	1995-96
84	Jacob Tamme	T	6-3	230	Kentucky	47	9	2012-14
98	Maa Tanuvasa	DE/DT	6-2	270	Hawaii	80	54	1995-2000
65	George Tarasovic	DE	6-4	245	Louisiana State	6	N/A	1967
41	Jerry L. Tarr	F	6-0	190	Oregon	14	N/A	1962
95	Alphonso Taylor	DT	6-1	350	Temple	3	0	1993
72	Herb Taylor	T	6-5	295	Texas Christian	0	0	2009
39	Jamar Taylor	CB	5-11	192	Boise State	4	0	2018
87	Jordan Taylor	WR	6-5	210	Rice	26	2	2016-18
81	Kitrick Taylor	WR	5-11	194	Washington State	2	0	1993
38	Lionel T. Taylor	F	6-2	215	New Mexico Highlands	96	N/A	1960-66
38	Shakial Taylor	CB	5-11	175	Kansas	34	20	2019
70	Trey Teague	T	6-7	292	Tennessee	3	0	1998-2001
15	Tim Tebow	QB	6-1	245	Florida	23	14	2010-11
13	Steve Tensi	QB	6-5	215	Florida State	27	22	1967-70
13	David Terrell	WR	6-3	212	Michigan	1	0	2005
84	Jim Thibert	RB	5-11	230	Toledo	13	N/A	1965
35	Calvin Thomas	RB	5-11	239	Illinois	2	0	1968
35	Demarvius Thomas	S	6-0	229	Georgia Tech	125	11	2010-18
35	Dymott Thomas	S	6-1	199	Michigan	15	0	2017-18
48	Earlie Thomas	DB	6-1	190	Colorado State	10	6	1975
26	Eric Thomas	CB	5-11	184	Tulane	14	0	1995
80	Julius Thomas	TE	6-5	250	Portland State	36	25	2001-14
28	J.T. Thomas	S	6-1	196	Florida State	19	1	1982
79	Marcus Thomas	RB	6-0	196	Florida	76	34	2007-11
38	Shamarko Thomas	S	6-0	205	Syracuse	6	0	2018
82	Zach Thomas	WR/PR	6-0	182	South Carolina State	28	0	1983-84
53	Anthony Thompson	LB	6-1	227	East Carolina	11	0	1990
61	Arland Thompson	G	6-4	265	Baylor	2	0	1980
36	Bill Thompson	DB	6-0	201	Maryland State	179	178	1969-81
76	Broderick Thompson	DT	6-3	325	Kansas	32	32	1995-96
77	Jim Thompson	DT	6-3	255	Southern Illinois	34	N/A	1965
4	Juwan Thompson	RB	5-11	225	Duke	38	2	2014-16
4	Robert Thompson†	WR	6-6	168	Youngstown State	2	0	1987
87	Syd Quan Thompson	CB	6-5	191	California	13	0	1990-94
27	Cedric Tillman	WR	6-0	204	Alcorn State	39	8	2011-14
91	Dave Tobey	LB	6-3	231	Oregon	2	0	1968
26	Kevin Toliver II	LB	6-3	239	Louisiana State	2	0	2020
42	Ryan Torain	RB	6-1	225	Arizona State	2	1	2008
61	Andre Townsend	DE/NT	6-3	265	Mississippi	103	54	1984-90
86	Austin Traylor	T	6-3	255	Wisconsin	7	3	2017
54/94	Keith Traylor	LB/T	6-3	304	Central State (Okla.)	94	66	1991-92, 97-2000
9	Jerry Trevathan	HB	5-10	190	Southern California	64	0	1961
20	Dave Treadwell	K	6-1	180	Clemson	62	0	1989-92
59	Danny Trevathan	LB	6-1	240	Kentucky	50	32	2012-15
37	Steve Trimble	DB	5-10	181	Maryland	14	11	1981-83
18	Frank Tripucka	QB	6-2	192	Notre Dame	44	42	1960-63
55	Jeff Tupper	DL	6-2	269	Oklahoma	4	3	1967
70/77	Godwin Turk	G	6-5	290	Southern	42	5	1975-78
35	Billy Turner	LB	6-3	310	North Dakota State	16	12	2016-18
35	Clem Turner	RB	6-1	236	Cincinnati	37	0	1970-72
15	Jim Turner	K	6-2	205	Utah State	130	0	1971-79
21	Scott Turner	CB	5-10	190	Illinois	9	0	2003
48	Derrek Tuszka	LB	6-5	246	North Dakota State	0	0	2020
71	Meleyn Tuten	S	6-0	305	Syracuse	2	0	1999-2000
23	Maurice Tyler	T	6-0	188	Morgan State	28	2	1973-74
72	Richard Tyson	G	6-2	245	Tulsa	7	N/A	1967
U								
67	Keith Uecker	T	6-5	278	Auburn	2	2	1982-83
50	Artie Ulmer	LB	6-3	247	Valdosta State	7	0	1999
31	Marviel Underwood	S	5-10	200	San Diego State	0	0	2007
50	Olen Underwood	LB	6-1	220	Texas	14	4	1971
86	Mitch Unrein	DT	6-4	306	Wyoming	14	3	2011-14
90	Rick Upchurch	WR	5-10	175	Minnesota	119	59	1975-83
V								
60	Steve Vallos	T	6-3	310	Wake Forest	15	0	2013
82	Nick Vannett	CB	6-0	261	Ohio State	15	11	2011
22	Bill Van Heusen	WR/P	6-0	200	Maryland	109	38	1966-76
11	Bradlee Van Pelt	QB	6-2	220	Colorado State	3	0	2005
66	Jared Veldheer	G	6-8	321	Hillsdale College	12	12	2018
65	Louis Vasquez	T	6-5	335	Texas Tech	48	47	2013-15
61	Bob Vaughn	G	6-4	240	Mississippi	1	0	1968
41	Cassius Vaughn	QB	5-11	185	Mississippi	22	3	2010-11
97	Demetrian Veal	DT	6-1	285	Tennessee	31	1	2004-06
90	David Veikune	LB	6-2	257	Hawaii	4	0	2010
32	Tony Veland	CB	6-0	209	Nebraska	12	0	1997
86	Chris Verhulst	TE	6-3	249	Chico State	8	1	1990
99	Kevin Vickerson	DT	6-5	328	Michigan State	47	41	2010-13
65	Lloyd Voss	T	6-4	256	Nebraska	13	7	1972

BRONCOS ALL-TIME ROSTER, CONT.

W								
No.	Name	Pos.	Hgt.	Wgt.	College	GP	GS	Years
37	Bob Wade	CB	6-2	200	Morgan State	3	2	1970
3	Colby Wadman	P	6-1	213	UC Davis	28	0	2018-19
30	Clarence Walker	HB	6-1	205	Southern Illinois	1	N/A	1963
27/25	DeMarcus Walker	DE	6-4	280	Florida State	36	5	2017-20
84	Denard Walker	CB	6-1	190	Louisiana State	32	31	2001-02
96	Javon Walker	WR	6-3	209	Florida State	24	21	2006-07
96	Kenny Walker	DE	6-3	260	Nebraska	31	16	1991-92
96	Vance Walker	DE	6-2	305	Georgia Tech	15	4	2015-16
50	Aaron Wallace	LB	6-2	242	UCLA	1	0	2018
59	Brett Wallerstedt	LB	6-1	240	Arizona State	1	0	1994
35	Lenny Walls	CB	6-4	192	Boston College	43	20	2002-05
50	J.D. Walton	C	6-3	305	Baylor	36	36	2010-12
43	T.J. Ward	T	6-10	200	Oregon	41	41	2014-16
94	DeMarcus Ware	DE/OLB	6-4	258	Troy	37	33	2014-16
61	Gerard Warren	DT	6-4	325	Florida	31	31	2005-06
94	Ty Warren	LB	6-4	300	Texas A&M	1	1	2011-12
56	Dave Washington	LB	6-5	223	Alcorn A&M	27	21	1970-71
81/83	Dave Washington	TE	6-4	228	Southern California	2	1	1968
84	Gene Washington	WR	6-3	208	Michigan State	14	0	1973
97	Keith Washington	DE	6-2	275	Nevada-Las Vegas	26	16	2001-02
48	Lionel Washington	CB	6-2	185	Lulane	28	6	1995-96
95	Marvin Washington	DE	6-6	275	Idaho	16	0	1998
98	Ted Washington	NT	6-4	316	Louisville	15	15	1994
21	Chris Watson	CB	6-1	192	Eastern Illinois	14	1	1999
57	Dekoda Watson	OLB	6-2	245	Florida State	16	0	2016
54	Josh Watson	ILB	6-2	240	Colorado State	17	0	2019-20
75	Menelik Watson	T	6-4	315	Florida State	7	7	2017
87	Steve Watson	WR	6-2	188	Temple	126	87	1972-87
17	Darius Watts	WR	6-2	188	Marshall	22	2	2004-05
54	Nate Wayne	LB	6-0	230	Mississippi	16	0	1998-99
36	Kayvon Webster	CB	5-11	198	South Florida	54	2	2013-16
58	Nate Webster	LB	6-0	232	Miami (Fla.)	32	28	2006-08
77	Darrion Weems	T	6-3	310	Oregon	5	0	2016
14	Norris Weese	QB	5-11	202	Mississippi	57	1	1976-79
40	Ted Wegert	FB	5-11	195	No college	4	N/A	1960
13	Jack Weil	P	5-11	175	Wyoming	6	0	1986
83	Wes Welker	WR	5-9	185	Texas Tech	27	21	2013-14
23	Bill West	CB	6-10	185	Tennessee State	8	0	1972
40/4	Charlie West	DB	5-9	197	Texas-El Paso	32	6	1978-79
20	Willie West	DE	6-10	190	Oregon	2	N/A	1964
89	Max Wettstein	E	6-3	225	Florida State	2	N/A	1966
83	Jim Whalen	TE	6-2	210	Boston College	17	15	1970-71
59	Taylor Whitely	LB	6-4	315	Texas A&M	2	0	2005
78	Andre White	TE	6-3	255	Florida A&M	14	N/A	1967
78	Jim White	DE	6-3	255	Colorado State	1	0	1976
79	Dave Widell	C/G	6-7	303	Boston College	79	39	1990-94
67	Doug Widell	G	6-4	289	Boston College	64	58	1989-92
62	Casey Wiegmann	C	6-2	285	Iowa	32	32	2008-09
29	Jonathan Wilhite	CB	5-11	185	Auburn	15	2	2011
68	Elijah Wilkinson	G/T	6-6	329	Massachusetts	45	26	2017-20
91	Gerald Willhite	RB	5-10	200	San Jose State	18	21	1982-88
52	Alfred Williams	LB	6-1	242	Colorado	49	35	1965-69
90	D.J. Williams	DE	6-1	242	Miami (Fla.)	127	115	2004-12
90	Dan Williams	DE	6-4	290	Toledo	45	40	1993-96
27	Darrent Williams	CB	5-8	188	Oklahoma State	27	23	2005-06
90	DeShawn Williams	DL	6-1	291	Clemson	14	11	2020
N/A	Harold Williams	HB	N/A	N/A	Miami (Ohio)	N/A	N/A	1961
26	Jack Williams	NT	6-3	348	Kent State	21	0	2008-09
76	Jamal Williams	NT	6-3	348	Oklahoma State	16	16	2010
20	Roosevelt Williams	CB	5-11	200	Tuskegee	0	0	2003
92	Sylvester Williams	NT	6-2	328	North Carolina	68	48	2013-16
29	Wandy Williams	WR	6-1	189	Hofstra	12	2	1969-70
12	Matthew Willis	WR	6-0	190	UCLA	38	1	2009-12
56	Jeff Wilner	TE	6-0	250	Wesleyan (Conn.)	0	0	1999
48	Al Wilson	LB	6-0	240	Tennessee	125	119	1999-2006
88	Nemiah Wilson	DB	6-0	165	Grambling	42	N/A	1965-67
45	Sir Mawn Wilson	WR	6-2	213	Syracuse	0	0	1997
91	Steve Wilson	CB	5-10	195	Howard	92	33	1982-88
59	Troy Wilson	DE	6-4	293	Pittsburg State	97	3	1995
23	Jamie Winborn	LB	5-11	242	Yankee	30	13	2007-08
73	Sammy Winder	RB	5-11	203	Southern Mississippi	127	83	1982-90
22	Brandon Winey	T	6-6	310	Louisiana State	0	0	2001
15	Juwann Winfree	WR	6-3	215	Colorado	3	0	2019
97	Billy Winn	DE	6-4	300	Boise State	16	2	2016-17
96	Bryant Winn†	DE	6-4	301	Houston	3	3	1987
95	Derek Wolfe	DE	6-5	285	Cincinnati	108	108	2012-19
16	Dick Wood	QB	5-5	205	Auburn	1	N/A	1962
54	Lee Woodall	LB	6-1	230	West Chester	14	0	2001
52	Ken Woodard	LB	6-1	218	Tuskegee Institute	73	13	1982-86
99	Ray Woodard†	WR	6-6	290	Texas	3	1	1987
85	Chris Woods	WR	5-11	190	Auburn	1	0	1999
59	Wesley Woodyard	LB	6-0	233	Kentucky	87	40	2008-13
87	Jack Work	LB	6-0	200	Denver	0	0	1960
35	James Wright	TE	6-3	240	Texas Christian	64	31	1980-85
35	Jim Wright	HB	5-11	190	Memphis State	10	N/A	1964
20	Lonnie Wright	DB	6-2	205	Colorado State	26	N/A	1966-67
20	Louis Wright	CB	6-2	200	San Jose State	166	163	1973-86
57/92	Dave Wyman	LB	6-2	241	Stanford	31	27	1993-95
Y								
46	William G. Yelverton	E	6-4	220	Mississippi	10	N/A	1960
72	Isaac Ylondom	CB	6-1	190	Boston College	29	0	2018-19
32	Chris Young	P	6-0	210	Georgia Tech	21	0	2003-05
65	Joseph A. Young	E	6-3	245	Arizona	20	N/A	1960-61
83	Michael Young	WR	6-1	187	UCLA	51	*14	1989-92
60	Robert Young	G	6-1	270	Howard Payne	58	*33	1966-70
35	Selvin Young	RB	5-11	207	Texas	23	13	2007-08
Z								
46	Rob Zeman	DB	6-1	200	Wisconsin	28	N/A	1962-63
65	Gary Zimmerman	T	6-6	294	Oregon	76	76	1993-97

BRONCOS ALL-TIME ROSTER BREAKDOWN

NUMBER OF PLAYERS PER SCHOOL

- 34 — Colorado
 32 — Florida
 28 — Texas
 25 — Louisiana State, Oregon, Wisconsin
 24 — Colorado State, Florida State, Georgia, Southern California
 23 — Stanford
 22 — Maryland
 20 — UCLA
 19 — Nebraska, Washington
 18 — Miami (Fla.), Notre Dame
 16 — Arizona State, Boston College, Michigan, Michigan State
 15 — Arizona, California, San Diego State, Texas A&M
 14 — Houston, Iowa, Ohio State, Oklahoma, Tennessee, Utah State
 13 — Baylor, Minnesota, Mississippi, Utah
 12 — Alabama, Arkansas, Tulane
 11 — Clemson, Georgia Tech, North Carolina, Penn State
 10 — Auburn, Kansas, South Carolina, Wake Forest,
 9 — Boise State, Fresno State, Illinois, Mississippi State, Missouri, Purdue, Southern Mississippi, Texas Tech, Virginia Tech, Wyoming
 8 — Duke, Florida A&M, Memphis/Memphis State, Nevada-Las Vegas, Oklahoma State, Oregon State, San Jose State, Syracuse, Washington State
 7 — Brigham Young, Hawaii, Idaho, Kansas State, Kentucky, Louisville, North Dakota State, Pittsburgh, Temple, Tulsa
 6 — Alcorn State/Alcorn A&M, Central Florida, Cincinnati, Grambling State/Grambling, North Carolina State, Texas Christian, Toledo, Virginia
 5 — Louisiana Tech, Southern, Tennessee State, Texas-El Paso
 4 — Appalachian State, Bowling Green/Bowling Green State, Delaware, Miami (Ohio), North Dakota, Northern Arizona, Rice, Rutgers, South Carolina State, Southern Methodist, West Virginia, Wichita State
 3 — Bethune-Cookman, Hofstra, Indiana, Illinois State, Iowa State, McNeese State, Morgan State, Nevada, New Mexico, New Mexico State, Northern Colorado, Northwestern, Pacific, Richmond, Texas Southern, Troy/Troy State, Villanova, Western Illinois, William & Mary
 2 — Abilene Christian, Air Force Academy, Alabama-Birmingham, Boston University, Bradley, Cal-Davis, C.W. Post, Cal State-Fullerton, Cal State-Northridge, Chico State, Columbia, Eastern Michigan, Emporia State/Emporia College, Fort Valley State, Hillsdale College, Holy Cross, Howard, Howard Payne, Jacksonville State, Liberty, Long Beach State, Louisiana at Lafayette/Southwestern Louisiana, Maine, Marshall, Missouri Southern, Montana, Montana State, New Hampshire, North Carolina Central, North Texas/North Texas State, Northern Illinois, Pittsburgh State, Portland State, Sacramento State, South Florida, Southern Illinois, Southwest Texas State, Texas A&I, Texas-Arlington, Texas State, Tuskegee/Tuskegee Institute, Vanderbilt, Weber State, West Chester, West Texas State, Western Kentucky, Western Michigan, Youngstown State
 1 — Adams State, Akron, Alabama A&M, Allen, American International, Angelo State, Arkansas A&M, Arkansas AM&N, Arkansas State, Ball State, Belhaven College, Bishop College, Cal Poly/SLO, Cal-Riverside, Cal-Santa Barbara, Carson-Newman, Central Michigan, Central Missouri State, Central State (Okla.), Chattanooga, Coastal Carolina, Colorado College, Compton J.C., Corpus Christi, CSU-Pueblo, Delaware State, Delaware Valley, Delta State, Denver, Detroit Mercy, East Carolina, Eastern Illinois, Eastern Montana, Eastern New Mexico, Eastern Washington, El Camino J.C., Elizabeth City State, Elon College, Evangel College, Findlay, Florence State, Grand Valley State, Hampton, Heidelberg, Henderson State, Humboldt State, Idaho State, Indiana State, Jackson State, James Madison, Kent State, Kutztown, Lamar, Lamar Tech, Lindenwood, Louisiana Monroe/Northeast Louisiana, Maryland Eastern Shore/Maryland State, Massachusetts, McMurray College, McNeese State, Menlo College, Mercer, Mississippi College, Morris Brown, New Mexico Highlands, Nicholls State, Norfolk State, North Carolina A&T, Northeast Oklahoma, Northern Colorado, Northern Iowa, Northwestern State (La.), Northwestern Oklahoma State, Old Dominion, Omaha, Pennsylvania, Pittsburg State, Plymouth State, Saginaw Valley State, Salem (N.C.), Salem (W. Va.), Samford, Sam Houston State, Santa Clara, Santa Rosa, Savannah State, Shepherd, South Dakota State, Southwest Missouri State, Springfield College, St. Augustine, Stephen F. Austin, Sul Ross State, Tennessee-Martin, Trinity (Conn.), Truman State, U.S. Merchant Marine Academy, Valdosta State, Virginia Union, Wayne State (Neb.), Wesleyan (Conn.), Western Carolina, Wisconsin-Stevens Point, Wisconsin-Whitewater, Xavier, Yankton College

Seven players did not attend college.

TOP 10 SCHOOLS BY GAMES PLAYED

Rk.	Gms.	School (No. of players)
1.	1,208	Colorado (34)
2.	840	Georgia (24)
3.	780	Florida (32)
4.	744	Boston College (16)
5.	712	Miami (Fla.) (17)
6.	702	Stanford (23)
t7.	675	Houston (14)
t7.	675	Minnesota (13)
9.	660	Texas (28)
10.	608	Washington (19)

BRONCOS ALL-TIME ROSTER BREAKDOWN

SERVICE (YEARS PLAYED)

16 YEARS: John Elway 1983-98

15 YEARS: Jason Elam 1993-2007; Tom Nalen 1994-2008

14 YEARS: Tom Jackson 1973-86; Dennis Smith 1981-94

13 YEARS: Barney Chavous 1973-85; Paul Howard 1973-75, '77-86; Ken Lanier 1981-92, '94; Rod Smith 1995-2007; Billy Thompson 1969-81

12 YEARS: Tyrone Braxton 1987-93, '95-99; Billy Bryan 1977-88; Dwayne Carswell 1994-2005; Rubin Carter 1975-86; Karl Mecklenburg 1983-94; Riley Odoms 1972-83; Shannon Sharpe 1990-99, '02-03; Louis Wright 1975-86

11 YEARS: Keith Burns 1994-98, 2000-03, '05-06; Simon Fletcher 1985-95; Steve Foley 1976-86; Matt Lepsis 1997-2007; Paul Smith 1968-78

10 YEARS: Steve Atwater 1989-98; Champ Bailey 2004-13; Randy Gradishar 1974-83; Vance Johnson 1985-93, '95; Fran Lynch 1967-76; **Von Miller 2011-20**; Haven Moses 1972-81; Tom Rouen 1993-2002; Jim Ryan 1979-88; Dave Studdard 1979-88

9 YEARS: Keith Bishop 1980, 1982-89; Mike Current 1967-75; Rick Dennison 1982-90; Ben Hamilton 2001-09; Mike Harden 1980-88; Chris Harris Jr. 2011-19; Rulon Jones 1980-88; Clarence Kay 1984-92; Greg Kragen 1985-93; Gary Kubiak 1983-91; Floyd Little 1967-75; Ed McCaffrey 1995-2003; Claudie Minor 1974-82; Demaryius Thomas 2010-18; Trevor Pryce 1997-2005; Jim Turner 1971-79; Rick Upchurch 1975-83; Billy Van Heusen 1968-76; Steve Watson 1979-87; D.J. Williams 2004-12; Sammy Winder 1982-90

8 YEARS: Lyle Alzado 1971-78; Otis Armstrong 1973-80; Ryan Clady 2008-15; Terrell Davis 1995-2002; Tom Glassic 1976-83; Glenn Hyde 1976-81, '84-85; Larry Kaminski 1966-73; Keith Kartz 1987-94; Chris Kuper 2006-13; Brison Manor 1977-84; John Mobley 1996-2003; Dan Neil 1997-2004; Randy Robbins 1984-91 Steve Sewell 1985-92; Bob Swenson 1975-79, '81-83; Al Wilson 1999-2006; Derek Wolfe 2012-19

7 YEARS: David Bruton Jr. 2009-15; Cooper Carlisle 2000-06; Britton Colquitt 2009-15; Ray Crockett 1994-2000; Al Denson 1964-70; Elvis Dumervil 2006-12; Pete Duranko 1967-70, 72-74; Ron Egloff 1977-83; Larry Evans 1976-82; Ian Gold 2000-03, '05-07; Goose Gosnolin 1960-66; John Grant 1973-79; Virgil Green 2011-17; Charlie Greer 1968-74; Harald Hasselbach 1994-2000; Mike Horan 1986-92; Jerry Inman 1966-71, '73; Mark Jackson 1986-92; Rich Karlis 1982-88; Jon Keyworth 1973-79; Mike Leach 2002-08; Tim Lucas 1987-93; Rob Lytle 1977-83; Bobby Maples 1972-78; **Brandon McManus 2014-20**; Matt Prater 2007-13; Joe Rizzo 1974-80; Lionel Taylor 1960-66; Andre Townsend 1984-90; Gerald Willhite 1982-88; Steve Wilson 1982-88

6 YEARS: Mike Anderson 2000-05; Michael Brooks 1987-92; Sam Brunelli 1966-71; Glenn Cadrez 1995-2000; Byron Chamberlain 1995-2000; Ken Criter 1969-74; Eldon Danenhauer 1960-65; Todd Davis 2014-19; George Goeddeke 1967-72; Nate Jackson 2003-08; Richard Jackson 1967-72; Don Latimer 1978-83; Mike Lodish 1995-2000; Tommy Lyons 1971-76; Marv Montgomery 1971-76; Craig Morton 1977-82; Chip Myrtle 1967-72; Dave Preston 1978-83; Steve Ramsey 1971-76; Reggie Rivers 1991-96; Bill Romanowski 1996-2001; Bob Scarpitto 1962-67; Mark Schlereth 1995-2000; Mike Schnitker 1969-74; Detron Smith 1996-2001; Jerry Sturm 1961-66; Maa Tanuvasa 1995-2000; Wesley Woodyard 2008-13.

ALL-TIME ROSTER HEIGHT/WEIGHT BREAKDOWNS

Note: A total of 1,409 players have appeared on Denver's active roster for a regular-season or postseason game.

BY HEIGHT

Height	# of players	Pct.
Players 5'-5"	1	(0.1%)
Players 5'-6"	0	(0.0%)
Players 5'-7"	5	(0.4%)
Players 5'-8"	13	(0.9%)
Players 5'-9"	37	(2.6%)
Players 5'-10"	93	(6.6%)
Players 5'-11"	118	(8.4%)
Players 6'-0"	145	(10.3%)
Players 6'-1"	184	(13.1%)
Players 6'-2"	222	(15.8%)
Players 6'-3"	243	(17.2%)
Players 6'-4"	160	(11.4%)
Players 6'-5"	110	(7.8%)
Players 6'-6"	57	(4.0%)
Players 6'-7"	14	(1.0%)
Players 6'-8"	4	(0.3%)
Players 6'-9"	1	(0.1%)
Height unknown	2	(0.1%)

BY WEIGHT

Weight Range	# of players	Pct.
Players 160-174 lbs.	18	(1.3%)
Players 175-199 lbs.	344	(24.4%)
Players 200-224 lbs.	301	(21.4%)
Players 225-249 lbs.	297	(21.1%)
Players 250-274 lbs.	209	(14.8%)
Players 275-299 lbs.	107	(7.6%)
Players 300-324 lbs.	109	(7.7%)
Players 325-350 lbs.	22	(1.6%)
Weight unknown	2	(0.1%)

ALL-TIME ROSTER HEIGHT/WEIGHT EXTREMES

Of the 1,409 players who have appeared on Denver's active roster for a regular-season or postseason game:

<u>Category</u>	<u>Hgt./Wgt.</u>	<u>No. (Players)</u>
Average height	6'-1"	
Most frequently occurring height	6'-3"	(243 players; 17.2%)
Average weight	232	
Most frequently occurring weight range	175-199	(344 players; 24.4%)
Shortest Player	5'-5"	(Trindon Holliday)
Tallest Player	6'-9"	(Demar Dotson)
Lightest Player	160	(Kalif Raymond)
Heaviest Player	350	(Sam Adams, Alphonso Taylor)
Shortest Center/Guard	6'-1"	(7 players)
	(Chris Banks, Ken Brown, John Hohman, K.C. Jones, Pat Matson, Charlie Parker, Robert Young)	
Tallest Center/Guard	6'-7"	(Brian Habib, Jon Melander, Dave Widell)
Lightest Center/Guard	220	(David Strickland)
Heaviest Center/Guard	322	(Montrae Holland)
Shortest Tackle	6'-0"	(Arthur Hauser, David Strickland)
Tallest Tackle	6'-9"	(Demar Dotson)
Lightest Tackle	216	(Albert Day)
Heaviest Tackle	338	(George Foster)
Shortest Quarterback	5'-11"	(Marlin Briscoe)
Tallest Quarterback	6'-7"	(Paxton Lynch, Brock Osweiler)
Lightest Quarterback	178	(Marlin Briscoe)
Heaviest Quarterback	248	(Darrell Hackney)
Shortest Running Back/Fullback	5'-7"	(KaRon Coleman, Quentin Griffin)
Tallest Running Back/Fullback	6'-3"	(13 players)
	(most recent: Andrew Beck, Rod Bernstine, Anthony Lynn, Steve Sewell)	
Lightest Running Back/Fullback	177	(Glyn Milburn)
Heaviest Running Back/Fullback	255	(Andrew Beck)
Shortest Wide Receiver	5'-5"	(Trindon Holliday)
Tallest Wide Receiver	6'-5"	(Don Carothers, Ed McCaffrey)
Lightest Wide Receiver	160	(Kalif Raymond)
Heaviest Wide Receiver	230	(Brandon Marshall, Billy Miller)
Shortest Tight End	6'-1"	(Byron Chamberlain, Hewitt Dixon, Russell Payne)
Tallest Tight End	6'-6"	(4 players)
	(Troy Fumagalli, Pat Kelly, Keli McGregor, Chad Mustard)	
Lightest Tight End	210	(Jim Whalen)
Heaviest Tight End	277	(Chad Mustard)
Shortest Defensive Lineman	5'-11"	(Elvis Dumervil)
Tallest Defensive Lineman	6'-7"	(5 players)
	(Paul Carrington, Stan Fanning, Jumpy Geathers, John Hoffman, Jarvis Moss)	
Lightest Defensive Lineman	240	(Leroy Moore)
Heaviest Defensive Lineman	350	(Sam Adams, Alphonso Taylor)
Shortest Linebacker	5'-11"	(Elvis Dumervil, Tom Jackson, Joe Mays, Jamie Winbom)
Tallest Linebacker	6'-7"	(Jarvis Moss)
Lightest Linebacker	190	(Tommy Luke)
Heaviest Linebacker	275	(Bradley Chubb)
Shortest Defensive Back	5'-7"	(Chris Hale, Calvin Jones)
Tallest Defensive Back	6'-4"	(John Pitts, Lenny Walls)
Lightest Defensive Back	164	(Chris Hale)
Heaviest Defensive Back	220	(John Lynch)
Shortest Kicker/Punter	5'-9"	(P Bucky Dilts, K Bobby Howfield)
Tallest Kicker/Punter	6'-4"	(4 players)
	(P Mitch Berger, K Steven Hauschka, K Joe Nedney, P Luke Prestridge)	
Lightest Kicker/Punter	175	(P Jack Weil)
Heaviest Kicker/Punter	240	(K Bob Humphreys)

BRONCOS ALL-TIME NUMERICAL ROSTER

All-Time Numerical Roster Notes

- Every jersey number has been worn at least once in franchise history.

Retired Jersey Numbers:

#7 John Elway	QB	1983-98
#18 Frank Tripucka	QB	1960-63
#44 Floyd Little	RB	1967-75
<i>*with special recognition of QB Peyton Manning's tenure (2012-15) wearing #18</i>		

Jersey Numbers Worn By Only One Player:

#0 John Olszewski	FB	1962
-------------------	----	------

Players Who Have Worn Three Jersey Numbers:

Sam Brunelli	G	64, 68, 72
Keith Burns	LB	51, 55, 56
Ryan Harris	T	74, 72, 68
Nate Jackson	TE	14, 81, 89

Players For Whom Jersey Numbers Are Not Available:

Hugh Smith	E	1962
Harold Williams	HB	1961

0

John Olszewski	FB	1962
----------------	----	------

1

Taylor Russolino	K	2020
Marquette King	P	2018
Connor Barth	K	2014
Brett Kern	P	2008-09
Jason Elam	K	1993-2007
Daren Parker	P	1992
Chris Norman	P	1984-85

2

Kendall Hinton	WR	2020
Brandon Allen	QB	2019
Christian Ponder	QB	2015
Zac Dysert	QB	2013
Chris Simms	QB	2009
Sam Paulescu	P	2007
Steve Lindsey	K	2000
Will Furrer	QB	1994
Mike Horan	P	1986-92
Joe DiVito	QB	1968
Bob Humphreys	K	1967-68
Cookie Gilchrist	FB	1965

3

Drew Lock	QB	2019-20
Colby Wadman	P	2018
Steven Hauschka	K	2010
Tom Brandstater	QB	2009
Paul Ernster	P/K	2005-07
Scott Bentley	K	1997, 2000
Rich Karlis	K	1982-88
Bobby Howfield	K	1968-70
Billy Joe	FB	1963-64

4

Brett Rypien	QB	2019-20
Case Keenum	QB	2018
Austin Davis	QB	2016
Britton Colquitt	P	2009-15
Darrell Hackney	QB	2007-08
Micah Knorr	P/K	2002-04
Ruben Rodriguez	P	1992
Chris Norman	P	1986
Robert Thompson	WR	1987
Rick Duncan	K	1967

5

Joe Flacco	QB	2019
Matt Prater	K	2007-13
Brad Daluiso	K	1992

6

Sam Martin	P	2020
Colby Wadman	P	2019
Chad Kelly	QB	2017-18
Brock Osweiler	QB	2012
Jay Cutler	QB	2006-08
Jason Baker	P/K	2004
Joe Nedney	K	2000
Bubby Brister	QB	1997-99
Ralph Giacommaro	P	1987

7 (RETIRED)

John Elway	QB	1983-98
------------	----	---------

Craig Morton	QB	1977-82
Mickey Slaughter	QB	1963-66

8

Brandon McManus	K	2014-20
Kyle Orton	QB	2009-11
Matt Mauck	QB	2004
Todd Husak	QB	2001
Jeff Lewis	QB	1996-97
Tommy Maddox	QB	1992-93
Gary Kubiak	QB	1983-91

9

Jeff Driskel	QB	2020
Kevin Hogan	QB	2018
Riley Dixon	P	2016-17
Brady Quinn	QB	2010-11
David Treadwell	K	1989-92

10

Jerry Jeudy	WR	2020
Emmanuel Sanders	WR	2014-19
Jabar Gaffney	WR	2009-10
Clifford Russell	WR	2008
Todd Sauerbrun	P	2005-07
Triandos Luke	WR	2004
Bucky Dilts	P	1977-78
Mark Herrmann	QB	1981-82
Steve Ramsey	QB	1971-76
Jim Leclair	QB	1967-68
John McCormick	QB	1963, '65-66

11

Diontae Spencer	WR	2019-20
Carlos Henderson	WR	2017-18
Jordan Norwood	WR	2015-16
Trindon Holliday	WR	2012-13
Kenny McKinley	WR	2009-10
Patrick Ramsey	QB	2007-08
Quincy Morgan	WR	2006
Bradlee Van Pelt	QB	2005
Steve Beuerlein	QB	2001-03
Jeff Brohm	QB	1999
T.J. Rubley	QB	1996
Luke Prestridge	P	1979-83
Bobby Anderson	HB	1970-73
John McCormick	QB	1968
Tobin Rote	QB	1966

12

Paxton Lynch	QB	2016-17
Andre Caldwell	WR	2013-15
Matthew Willis	WR	2009-12
Domenik Hixon	WR	2006-07
Charlie Adams	WR	2003
Gus Frerotte	QB	2000-01
Chris Miller	QB	1999
Shawn Moore	QB	1992-93
Ken Karcher	QB	1987-88
Craig Penrose	QB	1976-79
Charley Johnson	QB	1972-75
Al Pastrana	QB	1969-70
Gary Kroner	K	1965-67

13

KJ Hamler	WR	2020
Trevor Siemian	QB	2015-17
Nathan Palmer	WR	2014
Keary Colbert	WR	2008
David Terrell	WR	2005
Danny Kanell	QB	2003-04
Jack Weil	P	1986
Don Horn	QB	1971-72
Steve Tensi	QB	1967-70

14

Courtland Sutton	WR	2018-20
Cody Latimer	WR	2014-17
Brandon Stokley	WR	2007-09, 12
Todd Devoe	WR	2005-06
Nate Jackson	WR	2003-04
Brian Griese	QB	1998-2002
Bill Musgrave	QB	1995-96
Dean May	QB	1987
Scott Stankavage	QB	1984, '86
Norris Weese	QB	1976-79
John Hufnagel	QB	1974
Pete Liske	QB	1969-70
Mickey Slaughter	QB	1963-66
Don Smith	G	1967
George Hunter Enis	QB	1962
Skip Doyle	HB	1960

Staff/Coaches Players Roster Breakdown 2020 Season **History/Results** Year-by-Year Stats Postseason Records Honors Miscellaneous

BRONCOS ALL-TIME NUMERICAL ROSTER, CONT.

Isaac Yiadom	CB	2015-19	Hewritt Dixon	FB	1963-65
Darian Stewart	S	2015-18	Clarence Walker	HB	1963
Rahim Moore	RB	2011-14	31		
Laurence Maroney	RB	2010	Justin Simmons	S	2016-20
Ty Law	CB	2009	Omar Bolden	CB/S	2012-15
Jack Williams	CB	2008-09	Darcel McBath	S	2009-10
Paul Smith	RB	2007	P. J. Pope	RB	2008
Tatum Bell	RB	2004-06	Marviel Underwood	S	2007
Clinton Portis	RB	2002-03	Quentin Harris	S	2006
Eric Brown	S	1998-2001	Kelly Herndon	CB	2002-04
Tim McKyer	CB	1997	Darryl Pounds	CB	2000
Eric Thomas	CB	1995	Derek Loville	RB	1997-99
Ben Smith	CB	1994	Rondell Jones	S	1993-96
Chris Hale	DB	1993	Victor Jones	RB	1992
Bobby Humphrey	RB	1989-91	Kerry Portier	RB	1990
Lyle Pickens	DB	1987	Mike Harden	CB	1980-88
Chris Brewer	RB	1984	Zachary Dixon	RB	1979
J. T. Thomas	DB	1982	Mike Franckowiak	RB	1975-76
Larry Riley	DB	1977	Bo Hickey	FB	1967
Calvin Jones	CB	1973-76	32		
George Saines	S	1970-72	LeVante Bellamy	RB	2020
Darrell Lester	FB	1965-66	Andy Janovich	RB	2016-19
Tommy Janik	DB	1963-64	Curtis Marsh	CB	2015
Frank Quayle	RB	1969	Tony Carter	CB	2011-14
Don Coffey	E	1963	Perrish Cox	CB	2010
27			LaMont Jordan	RB	2009
Will Parks	CB	2020	Dre Bly	CB	2007-08
Davontae Harris	CB	2019-20	Chris Young	S	2003-05
Brendan Langley	CB	2017-18	Billy Jenkins	S	2000-01
Shaun Prater	CB	2015	Tony Veland	S	1997
Jeremy Stewart	RB	2014	Sammie Smith	RB	1992
Knowshon Moreno	RB	2009-13	Melvin Bratton	RB	1989-90
Darrent Williams	CB	2005-06	Calvin Thomas	RB	1988
Denard Walker	CB	2001	Joe Dudek	RB	1987
Terrell Buckley	CB	2000	Leonard Jones	DB	1987
Steve Atwater	S	1989-98	Tony Reed	RB	1981
Kevin Clark	DB	1987-88	Jon Keyworth	RB	1974-80
Maurice Harvey	DB	1978-80	Dick Davis	RB	1970
Tom Oberg	RB	1968-69	Garrett Ford	FB	1968
Charlie Mitchell	HB	1963-67	Mike Kellogg	FB	1966-67
28			33		
Royce Freeman	RB	2018-20	Alijah Holder	S	2020
Jamaal Charles	RB	2017	De'Angelo Henderson	RB	2017
Montee Ball	RB	2013-14	Shiloh Keo	S	2015-16
Quinton Carter	S	2011-12	Duke Ihenacho	S	2012-13
Correll Buckhalter	RB	2009-10	Nate Jones	CB	2010
Michael Pittman	RB	2008	Alphonso Smith	CB	2009
Jeff Shoute	CB	2007	Marquand Manuel	S	2008
Kency Kennedy	CB	2000-04	Ron Dayne	RB	2005
Tito Paul	CB	1998	Jimmy Spencer	CB	2000-03
Clifford Hicks	CB	1995	John Avery	RB	1999
Butler By'not'e	RB	1994	Dedrick Dodge	S	1997
Gaston Green	RB	1991-92	Rod Bernstine	RB	1993-95
Elliot Smith	CB	1990	Robert Perryman	FB	1991-92
Jeremiah Castille	CB	1987-88	Tony Dorsett	RB	1988-89
Scott Caldwell	RB	1987	Gene Lang	RB	1984-87
Roger Jackson	DB	1982-85	Lawrence McCutcheon	RB	1980
Cornell Gordon	DB	1970-72	Lonnie Perrin	RB	1976
Jack Lentz	S	1967-68	Jim Kiick	RB	1976-77
Abner Haynes	HB	1965-66	Joe Dawkins	RB	1971-73
Billy Atkins	DB	1964	Willis Crenshaw	FB	1970
Bobby Gaiters	HB	1963	Hub Lindsey	QB	1968
29			Wendell Hayes	HB	1966-67
Bryce Callahan	CB	2019-20	Justin Rowland	FB	1962
Bradley Roby	CB	2014-18	Fred Bukaty	HB	1961
Michael Huff	S	2013	Pete Mangum	LB	1960
Jonathan Wilhite	CB	2011	34		
Chevis Jackson	CB	2010	Essang Bassey	CB	2020
Andre Brown	CB	2010	Will Parks	S	2016-19
Damien Nash	RB	2006	Marquice Cole	CB	2013
Howard Griffith	FB	1997-2001	Kyle McCarthy	S	2010-11
Aaron Craver	RB	1995-96	Joshua Bell	CB	2008
Charles Dimry	CB	1991-93	Cedric Cobbs	RB	2006
Darren Carrington	DB	1989	Reuben Droughns	RB	2002-04
Warren Marshall	RB	1987	Raymond Harris	RB	2000
Wilbur Myers	S	1983	Tyrone Braxton	DB	1987-93, '95-99
Bernard Jackson	CB	1977-80	Nathan Poole	DB	1982-83, '85-87
Bill West	DB	1972	Gus Hollomon	DB	1968-69
Wandy Williams	DB	1969-70	Don Stone	FB	1961-64
Wendell Hayes	HB	1965	Hardy Brown	LB	1960
30			35		
Phillip Lindsay	RB	2018-20	Jeremy Cox	S	2020
David Bruton Jr.	S	2009-15	Dymonte Thomas	FB	2017-18
Cory Boyd	RB	2008	Kapri Bibbs	RB	2014-16
Mike Bell	RB	2007	Lance Ball	RB	2010-12
Terrell Davis	RB	1995-2002	Selvin Young	RB	2007-08
Steve Sewell	RB	1985-92	Lenny Walls	CB	2002-05
Jim Jensen	RB	1977-79-80	Jason Suttle	CB	1999-2000
Oliver Ross	RB	1973-75	John Granby	DB	1992
Cookie Gilchrist	RB	1967			

Staff/Coaches Players Roster Breakdown 2020 Season **History/Results** Year-by-Year Stats Postseason Records Honors Miscellaneous

BRONCOS ALL-TIME NUMERICAL ROSTER, CONT.

Randy Robbins	DB	1984-91	Bill Romanowski	LB	1996-2001
Earlie Thomas	DB	1975	Dante Jones	LB	1995
John Pitts	S	1973-75	Anthony Thompson	LB	1990
Dale Hackbart	S	1973	Randy Gradishar	LB	1976-83
Herman Lewis	DE	1968	Ken Crier	LB	1971-74
Alex Moore	RB	1968	Roger LeClerc	C	1967
Nemiah Wilson	DB	1965-67	Don Gulseth	LB	1966
49			Tom Erlandson	LB	1962-65
Nate Hairston	CB	2020	Bob Hudson	LB	1960-61
Alijah Holder	DB	2019	54		
Craig Mager	CB	2018	Josh Watson	ILB	2019-20
Quentin Gause	ILB	2016	Brandon Marshall	LB	2013-18
Chris Gronkowski	FB	2012	C.J. Davis	C/G	2012
Matt Dominguez	TE	2001	David Binn	LS	2011
Dennis Smith	S	1981-94	Lee Robinson	LB	2010
Alvin Mitchell	S/W/R	1970	Andra Davis	ILB	2009
Neal Sweeney	FL	1967	D.D. Lewis	LB	2007
Glenn Glass	DB	1966	Patrick Chukwurah	LB	2003, '05-06
50			Lee Woodall	LB	2001
Patrick Morris	G/C	2019-20	Nate Wayne	LB	1998-99
Aaron Wallace	LB	2018	Britt Hager	LB	1995-96
Zaire Anderson	ILB	2016-17	Mitch Donahue	LB	1993-94
Shaquill Barrett	OLB	2014	Keith Traylor	LB	1991-92
J.D. Walton	C	2010-12	Keith Bishop	C	1980, '82-89
Ben Hamilton	G/C	2001-09	Richard Baska	LB	1976-77
Artie Ulmer	LB	1999	Mike Lemon	LB	1975
Jon Hesse	LB	1997	Ralph Cindrich	LB	1974
Ray Jacobs	LB	1994-95	Chip Myrtle	LB	1967-72
John Sullins	LB	1992	Ron Sbranti	LB	1966
Jim Ryan	LB	1979-88	Ed Cummings	LB	1965
Bobby Maples	C	1972-78	Larry Jordan	LB	1964
Olen Underwood	LB	1971	Ed (Wahoo) McDaniel	LB	1961-63
Carl Cunningham	LB	1967-70	55		
Jerry Hopkins	FB	1963-66	Bradley Chubb	OLB	2018-20
Pat Lambert Jr.	F	1961	Dillon Day	C	2017
Red Broussard	C	1960	Lerentee McCray	LB	2014-15
51			D.J. Williams	LB	2005-12
Nigel Bradham	LB	2020	Patrick Chukwurah	LB	2004
Todd Davis	LB	2015-19	Keith Burns	LB	2000-03
Paris Lenon	LB	2013	Ken Brown	LB	1995
Joe Mays	LB	2010-12	Glenell Sanders	LB	1994
Jamie Winborn	LB	2007-08	John Kacherski	LB	1992
Keith Burns	LB	2005-06	Rick Dennison	LB	1982-90
John Mobley	LB	1996-2003	Bryant Winn	LB	1987
Mike Croel	LB	1991-94	Art Smith	LB	1980
Marc Munford	LB	1987-90	Ken Brown	C	1979
Bob Swenson	LB	1975-79, '81-83	Godwin Turk	LB	1976-78
Mike Simone	LB	1972-74	Pete Duranko	DE	1967-70, '72-74
Bill Butler	LB	1970	Archie Matsos	LB	1966
Tim Casey	LB	1969	Marv Matuszak	LB	1964
Gordon Lambert	LB	1969	Jim Fraser	LB	1962-63
Dave Tobey	LB	1968	56		
Henry Sorrell	LB	1967	Corey Nelson	ILB	2019
Eugene Jeter	LB	1965-67	Shane Ray	OLB	2015-18
Jim Fraser	LB	1964	Nate Irving	LB	2011-14
Leon Simmons	LB	1963	Robert Ayers	LB/DE	2009-10
Lee (Mike) Nichols	C	1960-61	Al Wilson	LB	1999-2006
52			Keith Burns	LB	1994-98
Netane Muti	G	2020	Michael Brooks	LB	1987-92
Justin Hollins	LB	2019	Mike Knox	LB	1987
Corey Nelson	LB	2014-17	Aaron Smith	LB	1984
Wesley Woodyard	LB	2011-13	Larry Evans	LB	1976-82
Jason Hunter	LB/DE	2010	Ray May	LB	1973-75
Louis Green	LB	2008	Don Parish	LB	1972
Ian Gold	LB	2000-03, '05-07	Dave Washington	LB	1971
D.J. Williams	LB	2004	Jay Bachman	C	1969-70
David Bowers	LB	1999	Walter Highsmith	C	1968
Dave Barnett	LB	1995	Dave Behrman	C	1966
Richard Harvey	LB	1994	John Bramlett	LB	1965-66
Jeff Mills	LB	1990-93	Jim Price	LB	1964
Ken Woodard	LB	1982-86	57		
Dan MacDonald	LB	1987	DeMarcus Walker	OLB/DE	2017-20
Greg Bracelin	LB	1980	Dekoda Watson	OLB	2016
Mike Montler	C	1977	Lamin Barrow	LB	2014
Randy Gradishar	LB	1974-75	Jeremy Mincey	DE	2013
Ray Kubala	C	1964-67	Adrian Robinson	LB	2012
Frank Jackunas	C	1963	Keith Brooking	LB	2013
James Barton	C	1961-62	Mario Haggan	LB	2008-11
Frank Kuchta	C	1960	Jordan Beck	LB	2007
53			Jashon Sykes	LB	2003-04
Austin Calitro	ILB	2020	Allen Aldridge	LB	1994-97
Deiontrez Mount	OLB	2017-18	Dave Wymah	LB	1993
James Ferentz	C	2015-16	Mark Murray	LB	1991
Steven Johnson	LB	2012-14	Ty Allert	LB	1990
Mike Mohamed	LB	2011	Mike Ruether	C	1988-89
Dyral Briggs	LB	2010	Matt Smith	LB	1987
Niko Koutouvides	LB	2008	Tom Jackson	LB	1973-86
Louis Green	LB	2004-07	Bob Geddes	LB	1972
Johnny Rutledge	LB	2003	Fred Forsberg	LB	1968, '70-73
			John Huard	LB	1967-69

58				Stanley Daniels	G	2010
Von Miller	LB	2011-20		Erik Pears	T	2006-08
Kevin Alexander	LB	2010		Lennie Friedman		2000-02
Nate Webster	LB	2006-08		Ralph Tamm	G/C	1995-96
Terry Pierce	LB	2003-04		Jon Melander	G/T	1993-94
Steve Russ	LB	1997, '99-2000		Scott Beavers	C	1990
Elijah Alexander	LB	1992-95		Billy Bryan	C	1977-88
Scott Curtis	LB	1989-90		Harvey Goodman	C	1976
Tim Lucas	LB	1987		Mike Schmitzer	C	1969-74
Steve Busick	LB	1981-85		George Gaiser	T	1968
Rob Nairne	LB	1977-80		Sam Brunelli	G	1967
Phil Olsen	C	1975-76		John Hohman	T	1965-66
Tom Graham	LB	1973-74		Bud McFadin	DT	1960-63
Bill McKay	LB	1970-72		65		
Frank Richter	LB	1967-69		Ron Leary	G	2017-19
Jack Work	LB	1960		Louis Vasquez		2013-15
59				Manny Ramirez	C/G	2011-12
Malik Reed	OLB	2019-20		Cooper Carlisle	T	2000-06
Vontarrius Dora	OLB	2016		Gary Zimmerman	T	1993-97
Danny Trevathan	LB	2012-15		Monte Smith	G	1989
Brian Iwuh	LB	2011		Walt Bowyer	DE	1983-84, '87-88
Wesley Woodyard	ILB	2008-10		Glenn Hyde		1976-81
Taylor Whitely	G	2005		LeFrancis Arnold	G/C	1974
Donnie Spragan	LB	2002-04		Lloyd Voss		1972
Glenn Cadrez	LB	1995-2000		Jay Bachman	T	1968, '70-71
Brett Wallerstedt	LB	1994		Walter Highsmith	C	1969
Tim Lucas	LB	1987-93		George Tarasovic	DE	1967
Kirk Dodge	LB	1987		Don Shackelford	G	1964
Darren Comeaux	LB	1982-86		John Denvir	G	1962
Mark Merrill	LB	1981-82		Joe Young	E	1960-61
Joe Rizzo	LB	1974-80		66		
Larry Kaminski	C	1966-73		Dalton Risner	G	2019-20
60				Jared Veldheer	T	2018
Connor McGovern	G/C	2016-19		Manny Ramirez	C/G	2013-14
Steve Vallos	C	2013		Lonnie Paxton	LS	2009-11
John Engelberger	DE	2005-08		Tom Nalen	C	1994-2008
K.C. Jones	C	1998-2000		Chuck Johnson	T	1992-93
Joe Burch	C	1994		Jim Jurgas	T	1989-90
Nick Subis	C	1991		Carlos Scott	C	1987
Gerald Perry	G	1988-90		Scott Garnett	NT	1984
Paul Howard	G	1973-75, '77-86		Brisen Manor	DE	1977-83
Bob Young	G	1966-70		Jim O'Malley	LB	1973-75
Ernie Park	G	1966		Bill Cottrell	G	1972
Charlie Parker	G	1965		Larry Cox	DT	1966-67
Ken Adamson	G	1960-62		John Cash	E	1961-62
61				67		
Graham Glasgow	G	2020		Sam Brenner	C	2015
Matt Paradis	DT	2015-18		Dan Koppen	C	2012
Gerard Warren	DT	2005-06		D'Anthony Batiste	T	2010
Ellis Johnson	DT	2004		Kory Lichtensteiger	C	2008
Eric Floyd	G	1995		Mark Campbell	DT	1996
Bob Meeks	G	1992-94		Ken Lanier	T	1994
Andre Townsend	DE	1984-90		Doug Widell	G	1989-92
Arland Thompson	G	1980		John Ayers	G	1987
Tom Lyons	G	1971-76		Dean Miraldi	T	1985
Bob Vaughan	G	1968		Glenn Hyde	G	1984-85
Bill Keating	DT	1966-67		Keith Uecker	T	1982-83
Charles Gavin	DE	1960-63		Steve Schindler	G	1977-78
62				Carl Schaukwitich	G	1975
Casey Wiegmann	C	2008-09		George Goeddeke	G	1967-72
Chris Myers	C/G	2005-07		Robert McCullough	G	1962-65
Dan Neil	C/G	1997-2004		Jack Simpson	LB	1961
Jeff Davidson	G	1990-92		John Hatley	T	1960
Mike Freeman	G	1984, '86-87		68		
Tom Glasick	G	1976-83		Elijah Wilkinson	T	2017-20
Brian Goodman	G	1975		Ryan Harris	T	2015
Jerry Inman	DT	1966-71		Zane Beadles	OL	2010-13
Ernie Barnes	DT	1963-64		Steven Harris	DT	2007
Jerry Stalcup	LB	1961-62		Mario Fatatehi	DT	2003-04
Jim Elfrid	LB	1961		Reggie McElroy	T	1995-96
Vaughn (Buddy) Alliston	LB	1960		Russell Freeman	T	1992-94
Jack Davis	T	1960		Crawford Ker	G	1991
63				Brad Henke	DE	1989
Ben Garland	G	2014		Larry Lee	C	1987
Jeff Byers	OL	2010		Rubin Carter	DT	1975-86
Dewayne Robertson	DT	2008		Larron Jackson	G	1971-74
Amon Gordon	DT	2007		Steve Alexakos	G	1970
Tim Stuber	G	2004		Sam Brunelli	T	1966
David Diaz-Infante	G/C	1996-98, 2001		Tom Nomina	G	1963-65
Richard Mercier	G	2000		Bill Roehnell	LB	1961-62
Sean Farrell	G	1990-91		Gary Crane	G	1969
Mark Cooper	DT	1983-87		Ron McLean	DL	1967
Laval Short	DE	1980		69		
John Grant	DE	1973-79		Jake Rodgers	T	2019-20
Dave Costa	DT	1967-71		Evan Mathis	G	2015
Melwood Guy	G	1961-62		Eric Olsen	OL	2010
Dave Strickland	G	1960		P.J. Alexander	T	2003-05, '07
64				Michael Moore	G	2001-02
J.J. Dielman	G	2017		Mark Schlereth	G	1995-2000
Shelley Smith	G	2015		Darrell Hamilton	T	1989-91
Will Montgomery	C	2014		David Jones	OL	1987
Philip Blake	C/G	2012		Tony Colorito	NT	1986
				Brisen Manor	DE	1984

BRONCOS ALL-TIME NUMERICAL ROSTER, CONT.

			Lee Bernet	T	1965-66
Ja'Wuan James	T	2019	Frank Atkinson		1964
Sam Jones	G/C	2018	Gordon Holz	DT	1960-63
Billy Turner	G		75		
Robert Myers Jr.	T	2015	Quinn Bailey	T	2019-20
Vinston Painter		2013	Gino Gradkowski	C	2018
Malik Jackson	DE	2012	Menelik Watson	T	2017
Seth Olsen	G	2009	Chris Clark		2010-14
Montrae Holland	G	2007	Chris Baker	DL	2009
Tyson Clabo	G	2004	Adam Meadows	T	2006
Trey Teague	T	1998-2001	Monsanto Pope	DT	2002-05
Jamie Brown	T	1995-97	Brian Habbib	DE	1993-97
Brian Sochia	NT/DE	1991-92	Rulon Jones	DE	1980-88
Dave Studdard	T	1979-88	Kit Lathrop	DE	1979
Paul Smith	DT	1968-78	Bill Bain	DE	1976, '78
Charlie Janerette	DT	1964-65	Ed Smith	T	1973-75
Donald King	E	1960	Rick Sharp	T	1972
71			Roger Shoals	T	1971
Austin Schlottman			Rex Mirich	DE	1967-69
Donald Stephenson	G/C	2019-20	Eldon Danenhauer	T	1960-65
Paul Cornick	T	2014	76		
Russ Hochstein	OL	2009-11	Calvin Anderson	T	2019-20
Chad Mustard	TE/T	2007	Max Garcia	G	2016-18
Blake Brockermeyer	T	2002-03	Tyler Polumbus	T	2015
Melvin Tuten		1999-2000	Marvin Austin Jr.	DT	2014
Greg Kragen	NT	1985-93	Tony Hills	T	2011
Jack Peavey	OL	1987	Jamal Williams	NT	2010
Claudie Minor	T	1974-82	Tyler Polumbus	T	2008-09
Wallace Dickey	T	1968-69	Kenard Lang	DE	2006
Jim Perkins	T	1962-64	Broderick Thompson	T	1995-96
Art Hauser	T	1961	Kirk Scraftford	T	1983-84
Willie Smith	G	1960	Ken Lanier	T	1981-92
72			Tom Neville	T	1978
Garett Bolles	T	2017-20	Randy Moore	DT	1976
John Moffitt	G	2013	Tom Drougas	T	1974
Ryan Harris	T	2011	Steve Coleman	DE	1974
Herb Taylor	T	2009	Tom Domes	DT	1971-72
Pat Murray	G	2008	Gordon Lambert	LB	1968
Isaac Snell	G	2007	Bob Breitenstein	T	1965-67
George Foster	T	2003-06	Harold Olson	T	1963-64
Brandon Winey	T	2001	Leo T. Reed	T	1961
Ernest Jones	DE	1996-97	Jack Mattox	T	1961
Keith Kartz	C	1987-94	William Yelverton	E	1960
Marsharne Graves	T	1984	William Danenhauer	E	1960
Don Latimer	DT	1978-83	77		
Wayne Hammond	DT	1976	Timmy Jernigan	DL	2020
Bob Kampe	DT	1974	Kyle Peko	NT	2019
Sam Brunelli	G	1968-71	Billy Turner	G	2017-18
Richard Tyson	G	1967	Darrian Weems	T	2016
Jerry Sturm	C	1961-66	Winston Justice	T	2013
Harold Smith	T	1960	Brodrick Bunkley	DT	2011
73			Brandon Gorin	DT	2009
Sylvester Williams	DL	2020	Dylan Gandy	T	2008
Allen Barbre	G	2017	Larry Birdine	DE	2007
Russell Okung	T	2016	Dwayne Carswell	G	2005
Max Garcia	T	2015	Tony Jones		1997-2000
Chris Kuper	G	2006-13	Karl Mecklenburg	LB	1983-94
Cyron Brown	DE	1998-99	Greg Boyd	DE	1980-82
Scott Adams		1997	Lyle Alzado	DE	1971-78
Simon Fletcher	LB	1985-95	Alden Roche	DE	1968
Kevin Belcher	T	1987	Jarry Cox	T	1968
Shawn Hollingsworth	T	1983	Jim Thompson	T	1965
Kelvin Clark	T	1979-81	Dick Guesman	DT/K	1964
Henry Allison	T	1977	Anton Peters	T	1963
Martin Imhof	DE	1976	Jack Mattox	T	1962
Stan Rogers	T	1975	Carl James Larpenter	G	1960-61
Mike Askea	T	1973	78		
Walter Barnes	DE	1969-71	Demar Dotson	T	2020
Pat Matson	G	1966-67	Ahtyba Rubin	NT	2017
Isaac Lassiter	E	1962-64	Ryan Clady	T	2008-16
Robert Konovsky	E	1961	Matt Lepsis	T	1998-2007
Gordon Holz	DT	1960	Larry Jackson	DE	1995
74			Don Maggs	T	1993-94
Nico Falah	G/C	2018-19	Archie Harris	OL	1987
Ty Sambraillo	T	2015-16	Winford Hood	G	1986-88
Orlando Franklin	T/G	2011-14	Rich Stachowski	DE	1983
Ryan Harris	T	2007-10	Brian Clark	T	1982
Cornell Green	T	2004-05	Bruce Radford	DE	1979
Ephraim Salaam	T	2002-03	Marv Montgomery	LB	1971-76
Evan Pilgrim	OL	1999	Ken Criter	T	1969-70
Harry Swayne	T	1997-98	Jim White	DE	1976
Bill Schultz	T	1995	Tom Cichowski	T	1968-69
Harvey Saleh	T	1991	Leroy Davis	DE	1966
Bill Lobenstein	DL	1987	Leroy Moore	DT	1964-65
Dan Remsberg	T	1986-87	79		
Winford Hood	G	1984-85	Lloyd Cushenberry III	C	2020
Jerry Baker	T	1983	Cyrus Kouandji	T	2017-18
Andy Maurer	T	1977	Michael Schofield	T	2014-16
Scott Parrish	OT	1976	Marcus Schofie	DL	2007-11
Mike Current	T	1967-75			

Steve Herndon	G	2001-03	John Pyeatt	HB	1960
Chris Banks	G	1998-99	84		
Jumpy Geathers	DT	1996	Troy Fumagalli	TE	2018-20
Dave Widell	G	1990-94	Isaiah McKenzie	WR	2017
Stefan Humphries		1987-88	Henry Krieger-Coble	TE	2016
Steve Bryan	LB/DE	1987	Mitchell Henry	TE	2015
Barney Chavous	DE	1973-95	Jacob Tamme	TE	2012-14
Carter Campbell	DE	1971	Brandon Lloyd	WR	2009-11
John Gonzaga	G	1966	Javon Walker	WR	2006-07
80			Wesley Duke	TE	2005
Jake Butt	TE	2017-20	Shannon Sharpe	TE	1992-99, 2002-03
Vernon Davis	TE	2015	Chris Cole	WR	2000-01
James Casey	TE/FB	2015	Ricky Nattiel	WR	1987-91
Julius Thomas	TE	2011-14	Clint Sampson	WR	1983-86
Rod Smith	WR	1995-2007	Vince Kinney	WR	1978-79
Tony Kimbrough	WR	1993-94	John Schultz	WR	1976-77
Mark Jackson	WR	1986-92	Gene Washington	WR	1973
Shane Swanson	WR	1987	Rod Sherman	WR	1972
Ray Alexander	WR	1984	Mike Haffner	E	1968-70
Rick Upchurch	WR	1975-83	Lou Andrus	LB	1967
Jerry Simmons	WR	1971-74	Jason Franci	E	1966
Tom Buckman	TE	1969	Jim Thibert	LB	1965
Jimmy Jones	WR	1968	Matt Snorton	TE	1964
Dan LaRose	DE	1966	Jack Hill	HB	1961
Ed Cooke	DE	1964-65	Albert Day	T	1960
Ron Nery	E	1963	85		
Tom Rychlec	E	1963	Albert Okwuegbunam	TE	2020
81			Temarrick Hemingway	TE	2018
Tim Patrick	WR	2018-20	Virgil Green	TE	2011-17
Owen Daniels	TE	2015	Daniel Coats	TE	2010
Joel Dreesen	TE	2012-13	Chad Mustard	TE/T	2006-08
Dante Rosario	TE	2011	Ashley Lelie	WR	2002-05
Richard Quinn	TE	2009-10	Phil McGeoghan	WR	2001
Nate Jackson	TE	2007-08	Eddie Kennison	WR	2001
Charlie Adams	WR	2004-06	Chafie Fields	WR	2000
Chris Cole	WR	2003	Robert Brooks	WR	2000
Keith Poole	WR	2001	Chris Doering	WR	1999
Scottie Montgomery	WR	2000	Willie Green	WR	1997-99
Andre Cooper	WR	1999-2000	Jeff Wilner	TE	1995
Patrick Jeffers	WR	1997	Derek Russell	WR	1991-94
Todd Kinchen	WR	1996	Tim Stallworth	WR	1990
Mike Pritchard	WR	1994-95	Chris Woods	WR	1989
Barry Rose	WR	1993	Rick Massie	WR	1987-88
Kitrick Taylor	WR	1993	Joey Hackett	TE	1986
Shannon Sharpe	WR	1990-91	Mike Barber	TE	1985
Steve Watson	WR	1979-87	Don Summers	TE	1984-85
Bob Adams	TE	1975	Ron Egloff	TE	1977-83
Billy Masters	TE	1970-74	Tom Mosier	TE	1971
Dave Washington	TE	1968	Tom Beer	TE	1967-69
Max Letzow	DE	1965-66	Larry Jordan	LB	1962
Bill Jessup	E	1960	James Greer	E	1960
82			86		
Jeff Heuerman	TE	2015-19	Austin Traylor	TE	2017
Dan Gronkowski	TE	2010	John Phillips	TE	2016
Darrell Jackson	WR	2008	Dominique Jones	TE	2014
Stephen Alexander	TE	2005-07	Daniel Fells	TE	2011
Adrian Madise	WR	2003-04	Edell Shepherd	WR	2008
Kevin Kasper	WR	2001-02	Brian Clark	WR	2007
Billy Miller	WR/E	1999-2000	Patrick Hape	TE	2001-04
Marcus Nash	WR	1998-99	Byron Chamberlain	TE	1995-2000
David Gamble	WR	1997	Jeff Campbell	WR	1994
Patrick Jeffers	WR	1996	Arthur Marshall	WR	1992-93
Vance Johnson	WR	1985-93, '95	Barry Johnson	WR	1991
Tony Kimbrough	WR	1993	Chris Verhulst	TE	1990
Laron Brown	WR	1987	Pat Kelly	TE	1988
Zach Thomas	WR	1983-84	Mitch Andrews	TE	1987
Orlando McDaniel	WR	1982	Butch Johnson	WR	1984-85
Larry Brunson	WR	1980	Dean Barnett	TE	1983
Jack Dolbin	WR	1975-79	Emery Moorehead	WR	1980
Otto Stove	WR	1974	John Schultz	WR	1978
Dwight Harrison	WR	1971-72	Marv Frazier	WR	1975-76
Dave Pivec	TE	1969	Jim Krieg	WR	1972
Robert Scarpitto	WR/P	1962-67	Jerry Hendren	WR	1970
83			Bobby Moten	TE	1968
Andrew Beck	FB	2019-20	Stan Fanning	DE	1964
Matt LaCosse	TE	2017-18	Don Carothers	E	1960
A.J. Derby	TE	2016-17	87		
Wes Welker	WR	2013-14	Noah Fant	TE	2019-20
Mike Leach	TE/LS	2003-08	Jordan Taylor	WR	2016-18
Scottie Montgomery	WR	2001-02	Eric Decker	WR	2010-13
Travis McGriff	WR	1999-2001	Jeb Putzier	TE	2008
Justin Armour	WR	1998	David Kircus	WR	2006
Willie "Flipper" Anderson	WR	1997	Ed McCaffrey	WR	1995-2003
Anthony Miller	WR	1994-96	Cedric Tillman	WR	1992-94
Melvin Bonner	WR	1993	Paul Green	TE	1989
Michael Young	WR	1989-92	Pat Kelly	TE	1989
Sam Graddy	WR	1987-88	Jason Johnson	WR	1988
Rick Massie	WR	1987	Bobby Micho	RB	1986-87
John Sawyer	TE	1983-84	James Wright	TE	1980-85
Wade Manning	WR	1981-82	Bill Larson	TE	1980
Jim Whalen	TE	1970-71	Bob Moore	TE	1978
Dave Washington	TE	1968	Boyd Brown	DE	1974-76
Ray Jacobs	DT	1963-66	John Hoffman	TE	1972
Don Joyce	E	1962	Rich Jackson	DE	1967-72
			Lionel Taylor	E	1960-66

BRONCOS ALL-TIME NUMERICAL ROSTER, CONT.

88	Nick Vannett	TE	2020	Terrance Knighton	DT	2013
	Demaryius Thomas	WR	2010-18	Ty Warren	DL	2011-12
	Tony Scheffler	TE	2006-09	Louis Leonard	DL	2010
	Jeb Putzier	TE	2002-05	Jarvis Moss	OLB/DE	2007-10
	Desmond Clark	TE	1999-2001	Luther Elliss	DT	2004
	Sir Mawn Wilson	WR	1997	Luis Almanzar	DT	2003
	Mike Sherrard	WR	1996	Lional Dalton	DT	2002
	Jerry Evans	TE	1993-95	Leon Lett	DT	2001
	Russell Payne	TE	1987	Keith Taylor	DT	1997-2000
	Clarence Kay	TE	1984-91	Jeff Robinson	DE	1993-96
	Riley Odoms	TE	1972-83	Jim Szymanski	DE	1991-92
	Al Denson	FL	1964-70	95		
	Eugene Prebola	E	1961-63	McTelvin Agim	DL	2020
	Pat Epperson	E	1960	Derek Wolfe	DE	2012-19
89				Derrick Harvey	DE	2011
	Austin Fort	TE	2019	Darrell Reid	OLB/DE	2009
	Brian Parker	TE	2018	Josh Shaw	DT	2008
	Richard Gordon	TE	2015	Sam Adams	DT	2007
	Daniel Graham	TE	2007-10	Marco Coleman	DE	2005
	Nate Jackson	TE	2005-06	Anton Palepoi	DE	2004
	Dwayne Carswell	TE	1994-2004	Kavika Pittman	DE	2000-02
	Reggie Johnson	TE	1991-93	Paul Grasmanis	DT	1999
	Kerry Locklin	TE	1987	Marvin Washington	DE	1998
	Orson Mobley	TE	1986-90	Michael Dean Perry	DT	1995-97
	Keli McGregor	TE	1985	Alphonso Taylor	LB	1993
	Dave Logan	WR	1984	Jeroy Robinson	LB	1990
	Clay Brown	TE	1983	Steve Bryan	LB/DE	1987-88
	Gordon Bowdell	WR	1971	Tim Joiner	LB	1987
	John Embree	WR	1969-70	96		
	Andre White	TE	1967	Shelby Harris	DE	2017-20
	Max Wettstein	E	1966	Vance Walker	DE	2015-16
	Gary Henson	E	1964	Mitch Unrein	DT	2011-14
	Bill Groman	HB	1963	Tim Crowder	DE	2007-08
	Kenneth Carpenter	E	1960	Michael Myers	DE	2005-06
90				Dorsett Davis	DT	2002-04
	DeShawn Williams	DL	2020	Harald Hasselbach	DE	1994-2000
	Billy Winn	NT	2019	Kenny Walker	DE	1991-92
	Kyle Peko	DE	2016-17	Jake McCullough	DE	1989-90
	Antonio Smith	DE	2015	97		
	Shaun Phillips	DE	2013	Jeremiah Attaochu	OLB	2019-20
	Jason Hunter	DE	2011-12	Billy Winn	DE	2016-17
	David Veikune	LB/DE	2010	Malik Jackson	DE	2013-15
	Kenny Peterson	DE	2006; '08-09	Justin Bannan	DE	2010-12
	Paul Carrington	DE	2007	Le Kevin Smith	DL	2009
	Darius Holland	DT	2003-04	Boss Bailey	LB	2008
	Jerry Johnson	DT	2000-01	Kenny Peterson	DE	2007
	Neil Smith	DE	1997-99	Simeon Rice	DE	2007
	Dan Williams	DE	1993-96	Demetris Veal	DE	2004-06
	Ron Holmes	DE	1989-92	Keith Washington	DE	2001-02
	Freddie Gilbert	DE	1986-88	Mike Lodish	DE	1995-2000
91				Darren Drozdov	DT	1993-94
	Anthony Chickillo	OLB	2020	Karl Mecklenburg*	LB	1992
	Deyon Sizer	DL	2019	Bruce Klostermann	LB	1987-89
	Edebali, Kasim	OLB	2017	*wore #97 for one game: at Los Angeles (11/22/92)		
	Robert Ayers	DE	2011-13	98		
	Ronald Fields	DL	2009-10	Mike Purcell	DL	2019-20
	Ebenezer Ekuban	DE	2005-08	Tyrique Jarrett	NT	2017
	Chester McGlockton	DT	2001-02	Darius Kilgo	NT	2015-16
	Alfred Williams	DE	1996-99	Terrance Knighton	DT	2014
	Troy Wilson	DE	1995	Sione Fua	DT	2013
	Wilfie Oshodin	DE	1992-95	Sealver Siliga	DT	2012
	Warren Powers	DE	1989-91	Ryan McBean	DL	2009-11
	Jeff Tupper	DL	1987	Josh Mallard	DE	2007
92				Courtney Brown	DE	2005-06
	Jonathan Harris	DL	2019	Reggie Hayward	DE	2001-04
	Zach Kerr	DE	2017-18	Maa Tanuvasa	DT/DE	1995-2000
	Sylvester Williams	NT	2013-16	98		
	Elvis Dumervil	LB/DE	2006-12	Ted Washington	NT	1994
	Marco Coleman	DE	2004	Ricky Hunley	LB	1984-87
	Bertrand Berry	DE	2001-03	99		
	Lester Archambeau	LB	2000	Jurrell Casey	DL	2020
	Dave Wyman	DE	1994-95	Adam Gotsis	DE	2016-19
	Ron Geater	DE	1992	Kevin Vickerson	DL	2010-13
	Alphonso Carreker	DE	1989, '91	Vonnice Holliday	DE	2009
93				Alvin McKinley	DT	2007
	Dre'Mont Jones	DE	2019-20	Raylee Johnson	DE	2004
	Jared Crick	DE	2016-17	Daryl Gardner	DT	2003
	Quanterus Smith	DE	2014	Montae Reagor	DE	1999-2002
	Nic Clemons	DT	2008	Seth Joyner	LB	1998
	Antwon Burton	DT	2006-07	David Richie	DT	1997
	Trevor Pryce	DE/DT	1997-2005	Shane Dronett	DT	1992-95
	James Jones	DE	1995	David Galloway	DE	1990
	Ronnie Haliburton	LB	1990-92	Shawn Knight	NT	1988
94				Ray Woodard	DE	1987
	Ahmad Gooden	OLB	2019			
	Domata Peko Sr.	NT	2017-18			
	DeMarcus Ware	DE/OLB	2014-16			

BRONCOS ALL-TIME PRACTICE SQUAD ROSTER

List includes players who spent time on the practice/developmental squad since its creation in 1989.

Key: *Made team's 53-man roster during a season; **Became a starter for the Broncos; †Made at least one Pro Bowl with the Broncos; **Current players.**

BY NAME

A			
Joe Abdullah	RB	Pacific	1997
Charlie Adams**	WR	Hofstra	2002-03
Jeremy Akers	G	Notre Dame	1999
Curtis Alexander	RB	Alabama	1998
Kevin Alexander*	LB	Clemson	2010
Luis Almanzar*	DT	Southwest Missouri St.	2003
Zaire Anderson**	LB	Nebraska	2015
Ka' John Armstrong	T	Eastern Michigan	2019
Mark Asper*	T	Oregon	2014
Matthias Askew*	DT	Michigan State	2008

B

Quinn Bailey	T	Arizona State	2020
Jamie Baisley	LB	Indiana	2000
Edwin Baker	RB	Michigan State	2013
Lance Ball*	RB	Maryland	2009-10
Chris Banks**	G	Kansas	1997
Josh Barrett**	S	Arizona State	2008
Shaquil Barrett**	LB	Colorado State	2014
D'Anthony Batiste*	T	Louisiana-Lafayette	2009
De'Vante Bausby**	CB	Pittsburg State	2020
Steve Baylark	RB	Massachusetts	2008
Jeremy Beal	DE	Oklahoma	2011
Santonio Beard	RB	Alabama	2004
Scott Beavers*	OL	Georgia Tech	1990
Joshua Bell**	CB	Baylor	2008
Le'Vante Bellamy*	RB	Western Michigan	2020
Thump Belton	FB	Syracuse	2006
Trinity Benson	WR	East Central	2019-20
Kapri Bibbs*	RB	Colorado State	2014-15
Randy Bierman	OL	Illinois	1997
Jon Blackman	T	Purdue	2000
Jamie Blatnick	DE	Oklahoma State	2012
Cory Boyd*	RB	South Carolina	2008
John Boyett	S	Oregon	2013-14
Paul Boyette	DT	Texas	2017
Michael Bozeman	DT	Mississippi	2007
Ronnie Bradford**	CB	Colorado	1993
Marquez Branson	TE	Central Arkansas	2009
Carlton Brewster	WR	Ferris State	2007
Diylal Briggs*	LB	Bowling Green	2010
Kris Briggs	RB	Southern Methodist	2004
Zac Brooks	RB	Clemson	2016
Andre Brown*	RB	North Carolina State	2010
Cyron Brown*	DT	Western Illinois	2001
DeAuntae Brown	CB	Central State (Ohio)	2000
Fred Brown	WR	Mississippi State	2020
Greg Brown	S	Texas	2001
Jonathan Brown	DE	Tennessee	1999
Keith Brown	RB	UCLA	2000
Titus Brown	LB	Mississippi State	2010
Josh Buhl	LB	Kansas State	2005
Chad Bumphis	WR	Mississippi State	2013
Joe Burch*	C	Texas Southern	1994
Bryce Burnett	TE	San Jose State	1995
Isaiah Burse*	WR	Fresno State	2014
Antwon Burton*	DT	Temple	2006-07
Josh Bush**	S	Wake Forest	2014
Hillary Butler	LB	Washington	1997-98
Mario Butler	CB	Georgia Tech	2012
Jeff Byers*	OL	Southern California	2010

C

Steve Cargile*	S	Columbia	2006-07
Malik Carney	OLB	North Carolina	2019
Tony Carter**	CB	Florida State	2009, '11-12
Dwayne Carswell**†	TE	Liberty	1994
Byron Chamberlain*	TE	Wayne State	1995
Tyson Clabo*	G	Wake Forest	2004
Brian Clark*	WR	North Carolina State	2006
Darius Clark*	S	Duke	2000-01
Reshard Clift	LB	South Florida	2016
Cedric Cobbs*	RB	Arkansas	2005
George Coghill**	S	Wake Forest	1997
Deandre Coleman	DE	California	2015
KaRon Coleman*	RB	Stephen F. Austin	2000
Andre Cooper**	WR	Florida State	1998
Chris Cooper	DB	Stony Brook	2020
Paul Cornick	T	North Dakota State	2012-13
Curome Cox**	S	Maryland	2004-05
Jeremy Cox*	FB	Old Dominion	2020
River Cracraft*	WR	Washington State	2017-18
Romar Crenshaw	WR	S.E. Oklahoma State	2004
Damarea Crockett	RB	Missouri	2020

D

Stanley Daniels**	G	Washington	2010
Britt Davis*	WR	Northern Illinois	2010
C.J. Davis*	C/G	Pittsburgh	2012
Hall Davis	DE	Louisiana-Lafayette	2013
Dillon Day*	C	Mississippi State	2015-17
Reese Dismukes	OL	Auburn	2016
David Diaz-Infante**	C/G	San Jose State	1995
Matt Dominguez*	WR/TE	Sam Houston State	2001
Vontarrius Dora*	OLB	Louisiana Tech	2016
Lionel Dotson	DL	Arizona	2010
Dominic Douglas	LB	Mississippi State	2010
Kevin Drake	WR	Alabama-Birmingham	2000
Wesley Duke*	TE	Mercer	2005
Zac Dysert*	QB	Miami (Ohio)	2014

E

Nick Eason	DT	Clemson	2004
Lonnie Edwards	G	Texas Tech	2012
Jamal Ellis	CB	Duke	1995-96
Mitch Erickson	G	South Dakota State	2008-09
Paul Ernster*	K/P	Northern Arizona	2005
Greg Eslinger*	C	Minnesota	2007-08
Blake Ezor*	RB	Michigan State	1990

F

John Feugill	T	Maryland	2000-01
Mark Fenton	G	Colorado	2007
Shay Fields	WR	Colorado	2018
Dan Finn	G	Northern Arizona	1998
Mark Flythe	DE	Penn State	1992
John Paul Foschi	TE	Georgia Tech	2004
Jayson Foster	WR	Georgia Southern	2008
Bennie Fowler**	WR	Michigan State	2014
Mose Frazier	WR	Memphis	2016

G

Tom Gallagher	OL	Washington	1994
David Gamble*	WR	New Hampshire	1997
Jerrold Garcia-Williams*	ILB	Hawaii	2017
Ben Garland*	DT/G	Air Force	2012-13
George Gause	DE	South Carolina	2005

Quentin Gause*	LB	Rutgers	2016	Tavarres King	WR	Georgia	2013
Ron Geater*	NT	Iowa	1992	Kliff Kingsbury	QB	Texas Tech	2005
Riar Geer	TE	Colorado	2010	Andreas Knappe	T	Connecticut	2018
Avery Gennesy	G	Texas A&M	2018	Kyle Kragen	ILB	California	2016
Don Gibson	NT	USC	1991	Henry Krieger-Coble*	TE	Iowa	2016
Blake Gideon	S	Texas	2012	L			
Cory Gilliard	S	Ball State	1997	Brendan Langley*	CB	Lamar	2018
Ahmad Gooden*	OLB	Samford	2019	Jordan Leggett	TE	Clemson	2020
D'Andre Goodwin*	WR	Washington	2011	Jordan Leslie	WR	Brigham Young	2017
Amon Gordon**	DT	Stanford	2006	Corey Levin	C/G	Tennessee-Chattanooga	2019
Adam Grant	T	Arizona	2011-12	Michael Lies	T	Kansas	2001
Garrett Grayson	QB	Colorado State	2018	Dan Light	TE	Fordham	2015
Bucky Greeley	C	Penn State	1996	P.J. Locke*	S	Texas	2019-20
Louis Green*	LB	Alcorn State	2003-04	DeMarcus Love	T	Arkansas	2014
Paul Green*	TE	USC	1989	Arthur Lynch	TE	Georgia	2015
Reggie Green	G	Florida	1996	Caushaud Lyons	DL	Tusculum	2018
H				M			
Darrell Hackney*	QB	Alabama-Birmingham	2007-08	Stanley Maponga	OLB	TCU	2017
Jon Halapio	G	Florida	2014, '20	Brandon Marshall**	LB	Nevada	2013
Andre Hall**	RB	South Florida	2006	Trey Marshall**	S	Florida State	2018
Bruce Hall	RB	Mississippi	2010	Glenn Martinez**	WR	Saginaw Valley State	2007
Ken Hall	T	Fresno State	1994	Danny Mason	OLB	Texas A&M-Commerce	2015
Ricky Hall	WR	Virginia Tech	2001	Matt Mauck*	QB	Louisiana State	2004
Darrell Hamilton**	T	North Carolina	1989	Grant Mattos	WR	Southern California	2004
Olaf Hampel	OL	No college	1993	Viliami Maumau*	DT	Colorado	1998-99
Atnaf Harris	WR	Cal State Northridge	2003	Ryan McBean**	DL	Oklahoma State	2008
Steven Harris*	DT	Florida	2007-08	Ryan McCoy	LB	Houston	1994
Herb Haygood*	WR	Michigan State	2002	Kyle McCarthy*	S	Notre Dame	2010-11
Pat Hegarty	QB	Texas-El Paso	1989	Paris McCurdy	LB	Ball State	1990
Temarrick Hemingway*	TE	South Carolina State	2018	Marquay McDaniel	WR	Hampton	2007
Carlos Henderson	WR	Louisiana Tech	2018	Kevin McDermott	LS	UCLA	2014
Brad Henke*	NT	Arizona	1989	Phil McGeoghan*	WR	Maine	2001
Kelly Herndon**	CB	Toledo	2001	Isaiah McKenzie*	WR	Georgia	2018
Steve Herndon**	G	Georgia	2000	Kelvin McKnight	WR	Samford	2019
Kendall Hinton	WR	Wake Forest	2020	Brandon McManus*	K	Temple	2014
Alijah Holder*	CB	Stanford	2020	Bryant McNeal	DE	Clemson	2004
Jeff Holland*	OLB	Auburn	2018	Douglas McNeil	WR	Bowie State	2014
Bug Howard	TE	North Carolina	2019	Jeremy McNichols	RB	Boise State	2018
Chris Howard	RB	Michigan	1998	Jeff Mickel	OL	Eastern Washington	1989
Rob Hunt	C/G	North Dakota State	2005-06	Billy Miller*	WR/TE	Southern California	1999
Robert Hunt	G/T	Virginia	1999	Ryan Miller	G	Colorado	2014
Michael Hunter*	CB	Oklahoma State	2017	Brandon Minor	RB	Michigan	2010
I				Brandon Miree	RB	Pittsburgh	2005
Duke Ihenacho**	S	San Jose State	2012	Mike Mohamed*	LB	California	2011-12
Gabe Ikard	OL	Oklahoma	2017	Scottie Montgomery*	WR	Duke	2000-01
Cornelius Ingram	TE	Florida	2011-12	Brandon Moore	DE	Texas	2013
Iosia Iosia	DL	West Texas A&M	2016	Jason Moore*	S	San Diego State	1999
J				Jordan Moore	S	Texas-San Antonio	2017
Corey Jackson	DE	Nevada	2005	Shawn Moore*	QB	Virginia	1991
Larry Jackson*	DE	Texas A&M	1995	Patrick Morris	C	Texas Christian	2020
Nate Jackson**	TE/WR	Menlo College	2003	Rashod Moulton	CB	Fort Valley State	2008-09
Tyrique Jarrett*	NT	Pittsburgh	2017	Deiontrez Mount*	OLB	Louisville	2017
Shane Jasper	LB	UCLA	1995	Khalfani Muhammad	RB	California	2018-19
Cameron Jefferson	T	Arkansas	2015	Ryan Murphy	S	Oregon State	2015-16
Alexander Johnson**	ILB	Tennessee	2018	Justin Murray	T	Cincinnati	2016
Barry Johnson*	WR	Maryland	1991	Mark Murray*	LB	Florida	1991
D.J. Johnson	DB	Jackson State	2009	Chris Myers**	C/G	Miami (Fla.)	2005
Jeremiah Johnson*	RB	Oregon	2010-12	N			
Jim Johnson	T	Michigan State	1992	John Nalbone	TE	Monmouth	2010-11
Kyle Johnson**	FB	Syracuse	2003	Tom Nalen**†	C	Boston College	1994
Chris Jones	S	Clemson	1999	Damien Nash*	RB	Missouri	2006
Dominique Jones*	TE	Shepherd	2014	Chuka Ndulue	DE	Oklahoma	2015
John Jones	G	Kansas	1996	Doug Nienhuis	T	Oregon State	2006
K				Taurean Nixon*	CB	Tulane	2015-16
John Kacherski*	LB	Ohio State	1992	Tori Noel	S	Tennessee	1998
Doug Karczewski	G	Virginia	1999				
Nick Kasa	TE	Colorado	2015				
Braxton Kelley	ILB	Kentucky	2009				
Darius Kilgo	DL	Maryland	2020				

O			
Xavier Omon	RB	Northwest Missouri St.	2011
Greg Orton	WR	Purdue	2012
Scot Osborne	TE	William & Mary	2001
Willie Oshodin**	DE	Villanova	1992

P			
Vinston Painter*	T	Virginia Tech	2013-14
Nathan Palmer*	WR	Northern Illinois	2013-14
Matt Paradis**	C	Boise State	2014
Brian Parker**	TE	Albany	2017-18
Brent Parkinson	OL	USC	1991
Preston Parsons	QB	Northern Arizona	2006
Tim Patrick**	WR	Utah	2017
Darrin Paulo	T	Utah	2020
Erik Pears**	T	Colorado State	2005
Everette Pedescleaux	DL	Northern Iowa	2009
Kyle Peko*	NT	Oregon State	2016-18
Nick Polk	S	Indiana	2010
P.J. Pope**	RB	Bowling Green State	2008
Jeremiah Poutasi	T	Utah	2017
Carlton Powell	DL	Virginia Tech	2009
Tyvis Powell	S	Ohio State	2019
Marcus Price	T	Louisiana State	1996
Greg Primus	WR	Colorado State	1993

R			
Travis Raciti	DL	San Jose State	2016
Kalif Raymond*	WR	Holy Cross	2016
Marcus Rios*	CB	UCLA	2017
Lee Robinson*	LB	Alcorn State	2010
Antwaun Rogers	CB	Purdue	2005
Roderick Rogers**	S	Wisconsin	2007-08
D.J. Renteria	DT	New Mexico	2004
Chase Raynock	T	Montana	2000
Bert Reed	WR	Florida State	2012
Frank Rice	WR	Colorado State	2002
Eron Riley	WR	Duke	2010-11
Gerald Rivers	DE	Mississippi	2014
Kyle Roberts	T	Nevada	2015
Gerrell Robinson	TE	Arizona State	2013-14
Jake Rodgers	T	Eastern Washington	2020
Barry Rose*	WR	Wisc.-Stevens Point	1993
Glenn Rountree	G	Clemson	1999
Marcus Rush	LB	Michigan State	2017
Taylor Russolino	K	Millsaps College	2020
Brett Ryplen*	QB	Boise State	2019-20

S			
Blaine Saipaia	C	Colorado State	2003
Ron Sancho	LB	Louisiana State	1989
Cecil Sapp**	RB	Colorado State	2003-04
Quentin Saulsberry	C	Mississippi State	2012
Steven Scheu	TE	Vanderbilt	2016
Austin Schlottman**	G/C	Texas Christian	2018
Jason Scukanec	C	Brigham Young	2002
Josh Sewell	C/G	Nebraska	2004
Niles Scott	DL	Forstburg State	2018
Tim Semisch	TE	Northern Illinois	2018
Hunter Sharp*	WR	Utah State	2016-17
Jeff Shoate*	CB	San Diego State	2006
Sealver Siliga*	DT	Utah	2011-12
Deyon Sizer	DT	CSU-Pueblo	2020
Rod Smith**†	WR	Missouri Southern	1994
Kevin Snyder*	LB	Rutgers	2016-17
Donnie Spragan**	LB	Stanford	2001
Tim Stallworth*	WR	Washington State	1990
Jeff Stehle	DL	Wisconsin	2010
Linden Stephens	CB	Cincinnati	2018
Jeremy Stewart*	RB	Stanford	2014

Deon Strother*	RB	USC	1994
John Sullins*	LB	Alabama	1992
Jason Suttle*	CB	Wisconsin	1999-2000
Justin Swift	TE	Kansas State	1999
Jashon Sykes**	LB	Colorado	2002

T			
Will Ta'ufo'ou	FB	California	2011
Maa Tanuvasa**	DL	Hawaii	1995
Jordan Taylor**	WR	Rice	2015
Cedric Tillman**	WR	Alcorn State	1992
Dymonte Thomas*	S	Michigan	2017
Jhaustin Thomas	DE	Iowa State	2017
Mark Thomas	TE	North Carolina State	2001
Marvin Thomas	DE	Memphis	1998
Juwan Thompson**	RB	Duke	2016
Zach Thompson	DE	Wake Forest	2014
Jay-Tee Tiuli	DL	Eastern Washington	2019
Kevin Toliver II*	CB	Louisiana State	2020
Tim Toone	WR	Weber State	2011
Austin Traylor**	TE	Wisconsin	2016-17
Wayne Tribue	G	Temple	2012
Brad Trout	S	Valdosta State	1999

U			
George Uko	DE	Southern California	2015
Mitch Unrein**	DL	Wyoming	2010
Chad Upshaw	TE	Buffalo	2007

V			
Bradlee Van Pelt*	QB	Colorado State	2004
Cameron Vaughn	LB	Louisiana State	2006
Tony Veland*	S	Nebraska	1996

W			
Colby Wadman*	P	UC Davis	2018
Larry Wallace	WR	USC	1996
Cliff Washburn	T	The Citadel	2007
Edwin Watson	RB	Purdue	1999
Josh Watson*	ILB	Colorado State	2020
Terrell Watson	RB	Azusa Pacific	2016
Chris Watton	G	Baylor	2002-03
Jason Watts	C	Kentucky	1999
Adam Weber	QB	Minnesota	2011
Darrion Weems	T	Oregon	2012
Austin Wheatley	TE	Iowa	2001
Paul Wiggins	T	Oregon	1999
Elijah Wilkinson**	T	Massachusetts	2017
Brandon Williams	CB	Michigan	2003
Clarence Williams	TE	Washington State	1993
David Williams	RB	Arkansas	2018
DeShawn Williams**	DL	Clemson	2018, '20
Jonathan Williams	RB	Arkansas	2017
Kevin Williams	RB	UCLA	1993
Sylvester Williams*	DL	North Carolina	2020
Wayne Williams	RB	Florida	1989
Worrell Williams	LB	California	2010
Matthew Willis**	WR	UCLA	2008-09
Greg Wilson	WR	Fordham	2013
Sir Mawn Wilson*	WR	Syracuse	1997
Travis Wilson	WR	Oklahoma	2008

Y			
Phil Yeboah-Kodie	LB	Penn State	1996
John Youboty	DE	Temple	2013
Chris Young*	S	Georgia Tech	2002

BY YEAR

1989

Paul Green*	TE	USC
Darrell Hamilton	T	North Carolina
Pat Hegarty	QB	Texas-El Paso
Brad Henke	NT	Arizona
Jeff Mickel	OL	Eastern Washington
Ron Sancho	LB	Louisiana State
Wayne Williams	RB	Florida

1990

Scott Beavers*	OL	Georgia Tech
Blake Ezor	RB	Michigan State
Paris McCurdy	LB	Ball State
Tim Stallworth*	WR	Washington State

1991

Don Gibson	NT	USC
Barry Johnson*	WR	Maryland
Shawn Moore*	QB	Virginia
Mark Murray*	LB	Florida
Brent Parkinson	OL	USC

1992

Mark Flythe	DE	Penn State
Ron Geater*	NT	Iowa
Jim Johnson	T	Michigan State
John Kacherski*	LB	Ohio State
Willie Oshodin**	DE	Villanova
John Sullins*	LB	Alabama
Cedric Tillman**	WR	Alcorn State

1993

Ronnie Bradford**	CB	Colorado
Olaf Hampel	OL	No college
Greg Primus	WR	Colorado State
Barry Rose*	WR	Wisconsin-Stevens Point
Clarence Williams	TE	Washington State
Kevin Williams	RB	UCLA

1994

Joe Burch*	C	Texas Southern
Dwayne Carswell**†	TE	Liberty
Tom Gallagher	OL	Washington
Ken Hall	T	Fresno State
Ryan McCoy	LB	Houston
Tom Nalen**†	C	Boston College
Rod Smith**†	WR	Missouri Southern
Deon Strother*	RB	Southern California

1995

Bryce Burnett	TE	San Jose State
Byron Chamberlain*	TE	Wayne State
David Diaz-Infante**	C/G	San Jose State
Jamal Ellis	CB	Duke
Larry Jackson*	DE	Texas A&M
Shane Jasper	LB	UCLA
Maa Tanuvasa**	DL	Hawaii
Phil Yeboah-Kodie	LB	Penn State

1996

Joe Abdullah	RB	Pacific
Jamal Ellis	CB	Duke
Bucky Greeley	C	Penn State
Reggie Green	G	Florida
John Jones	G	Kansas
Marcus Price	T	Louisiana State
Tony Veland*	S	Nebraska
Larry Wallace	WR	USC

1997

Chris Banks**	G	Kansas
Randy Bierman	OL	Illinois
Hillary Butler	LB	Washington
George Coghill**	S	Wake Forest
David Gamble*	WR	New Hampshire
Cory Gilliard	S	Ball State
Sir Mawn Wilson*	WR	Syracuse

1998

Curtis Alexander	RB	Alabama
Hillary Butler	LB	Washington
Andre Cooper**	WR	Florida State
Dan Finn	G	Northern Arizona
Chris Howard	RB	Michigan
Viliami Maumau*	DT	Colorado
Tori Noel	S	Tennessee
Marvin Thomas	DE	Memphis

1999

Jeremy Akers	G	Notre Dame
Jonathan Brown	DE	Tennessee
Robert Hunt	G/T	Virginia
Chris Jones	S	Clemson
Doug Karczewski	G	Virginia
Viliami Maumau*	DT	Colorado
Billy Miller*	WR/TE	USC
Jason Moore*	S	San Diego State
Glenn Rountree	G	Clemson
Jason Suttle*	CB	Wisconsin
Justin Swift	TE	Kansas State
Brad Trout	S	Valdosta State
Edwin Watson	RB	Purdue
Jason Watts	C	Kentucky
Paul Wiggins	T	Oregon

2000

Jamie Baisley	LB	Indiana
Jon Blackman	T	Purdue
DeAuntae Brown	CB	Central State (Ohio)
Keith Brown	RB	UCLA
Darius Clark*	S	Duke
KaRon Coleman*	RB	Stephen F. Austin
Kevin Drake	WR	Alabama-Birmingham
John Feugill	T	Maryland
Steve Herndon**	G	Georgia
Scottie Montgomery*	WR	Duke
Jason Suttle*	CB	Wisconsin

2001

Cyron Brown*	DT	Western Illinois
Greg Brown	S	Texas
Darius Clark*	S	Duke
Matt Dominguez*	WR/TE	Sam Houston State
John Feugill	T	Maryland
Ricky Hall	WR	Virginia Tech
Kelly Herndon**	CB	Toledo
Michael Lies	T	Kansas
Phil McGeoghan*	WR	Maine
Scottie Montgomery*	WR	Duke
Scot Osborne	TE	William & Mary
Donnie Spragan**	LB	Stanford
Mark Thomas	TE	North Carolina State
Austin Wheatley	TE	Iowa

2002

Charlie Adams**	WR	Hofstra
Herb Haygood*	WR	Michigan State
Frank Rice	WR	Colorado State
Jason Scukanec	C	Brigham Young
Jashon Sykes**	LB	Colorado
Chris Watton	G	Baylor
Chris Young*	S	Georgia Tech

2003

Charlie Adams**	WR	Hofstra
Luis Almanzar*	DT	Southwest Missouri St.
Louis Green*	LB	Alcorn State
Atraf Harris	WR	Cal State Northridge
Nate Jackson**	WR	Menlo College
Kyle Johnson**	FB	Syracuse
Blaine Saipaia	C	Colorado State
Cecil Sapp**	RB	Colorado State
Chris Watton	G	Baylor
Brandon Williams	CB	Michigan

2004		
Santonio Beard	RB	Alabama
Kris Briggs	RB	Southern Methodist
Tyson Clabo*	G	Wake Forest
Curome Cox**	CB	Maryland
Romar Crenshaw	WR	S.E. Oklahoma State
Nick Eason	DT	Clemson
John Paul Foschi	TE	Georgia Tech
Louis Green*	LB	Alcorn State
Grant Mattos	WR	Southern California
Matt Mauck*	QB	Louisiana State
Bryant McNeal	DE	Clemson
D.J. Renteria	DT	New Mexico
Cecil Sapp**	RB	Colorado State
Josh Sewell	C/G	Nebraska
Bradlee Van Pelt*	QB	Colorado State

2005		
Josh Buhl	LB	Kansas State
Cedric Cobbs*	RB	Arkansas
Curome Cox**	S	Maryland
Wesley Duke*	TE	Mercer
Paul Ernster*	K/P	Northern Arizona
George Gause	DE	South Carolina
Rob Hunt	C/G	North Dakota State
Corey Jackson	DE	Nevada
Kliff Kingsbury	QB	Texas Tech
Brandon Miree	RB	Pittsburgh
Chris Myers**	C/G	Miami (Fla.)
Erik Pears**	T	Colorado State
Antwaun Rogers	CB	Purdue

2006		
Thump Belton	FB	Syracuse
Antwon Burton*	DT	Temple
Steve Cargile*	S	Columbia
Brian Clark*	WR	North Carolina State
Amon Gordon**	DT	Stanford
Andre Hall**	RB	South Florida
Rob Hunt	G/C	North Dakota State
Damien Nash*	RB	Missouri
Doug Nienhuis	T	Oregon State
Preston Parsons	QB	Northern Arizona
Jeff Shoate*	CB	San Diego State
Cameron Vaughn	LB	Louisiana State

2007		
Michael Bozeman	DT	Mississippi
Carlton Brewster	WR	Ferris State
Antwon Burton*	DT	Temple
Steve Cargile*	S	Columbia
Greg Eslinger*	C	Minnesota
Mark Fenton	G	Colorado
Darrell Hackney*	QB	Alabama-Birmingham
Steven Harris*	DT	Florida
Glenn Martinez**	WR	Saginaw Valley State
Marquay McDaniel	WR	Hampton
Roderick Rogers**	S	Wisconsin
Chad Upshaw	T	Buffalo
Cliff Washburn	T	The Citadel

2008		
Matthias Askew*	DT	Michigan State
Josh Barrett**	S	Arizona State
Steve Baylark	RB	Massachusetts
Joshua Bell**	CB	Baylor
Cory Boyd*	RB	South Carolina
Mitch Erickson	G	South Dakota State
Greg Eslinger*	C	Minnesota
Jayson Foster	WR	Georgia Southern
Darrell Hackney*	QB	Alabama-Birmingham
Steven Harris*	DT	Florida
Ryan McBean**	DT	Oklahoma State
Rashod Moulton	CB	Fort Valley State
P.J. Pope**	RB	Bowling Green State
Roderick Rogers**	S	Wisconsin
Matthew Willis**	WR	UCLA
Travis Wilson*	WR	Oklahoma

2009		
Lance Ball*	RB	Maryland
D'Anthony Batiste*	T	Louisiana-Lafayette
Marquez Branson	TE	Central Arkansas
Tony Carter**	CB	Florida State
Mitch Erickson	G	South Dakota State
D.J. Johnson	DB	Jackson State
Braxton Kelley	ILB	Kentucky
Rashod Moulton	CB	Fort Valley State
Everette Pedescleaux	DL	Northern Iowa
Carlton Powell	DL	Virginia Tech
Darius Walker	RB	Notre Dame
Matthew Willis**	WR	UCLA

2010		
Kevin Alexander*	LB	Clemson
Lance Ball*	RB	Maryland
Diyral Briggs*	LB	Bowling Green
Titus Brown	LB	Mississippi State
Jeff Byers*	OL	Southern California
Stanley Daniels**	G	Washington
Britt Davis*	WR	Northern Illinois
Lionel Dotson	DL	Arizona
Dominic Douglas	LB	Mississippi State
Riar Geer	TE	Colorado
Bruce Hall	RB	Mississippi
Jeremiah Johnson*	RB	Oregon
Kyle McCarthy*	S	Notre Dame
Brandon Minor	RB	Michigan
John Nalbone	TE	Monmouth
Nick Polk	S	Indiana
Lee Robinson*	LB	Alcorn State
Eron Riley	WR	Duke
Jeff Stehle	DL	Wisconsin
Mitch Unrein**	DL	Wyoming
Worrell Williams	LB	California

2011		
Jeremy Beal	DE	Oklahoma
Tony Carter**	CB	Florida State
D'Andre Goodwin*	WR	Washington
Adam Grant	T	Arizona
Cornelius Ingram	TE	Florida
Jeremiah Johnson*	CB	Oregon
Kyle McCarthy*	S	Notre Dame
Mike Mohamed*	LB	California
John Nalbone	TE	Monmouth
Xavier Omon	RB	Northwest Missouri St.
Eron Riley	WR	Duke
Sealver Siliga	DT	Utah
Austin Sylvester*	FB	Washington
Will Ta'ufo'ou	FB	California
Tim Toone	WR	Weber State
Adam Weber	QB	Minnesota

2012		
Jamie Blatnick	DE	Oklahoma State
Mario Butler	CB	Georgia Tech
Paul Cornick**	T	North Dakota State
C.J. Davis*	C/G	Pittsburgh
Lonnie Edwards	G	Texas Tech
Ben Garland*	DT	Air Force
Blake Gideon	S	Texas
Adam Grant	T	Arizona
Duke Ihenacho**	S	San Jose State
Corlelius Ingram	TE	Florida
Jeremiah Johnson*	RB	Oregon
Mike Mohamed*	LB	California
Greg Orton	WR	Purdue
Bert Reed	WR	Florida State
Quentin Saulsberry	C	Mississippi State
Sealver Siliga*	DT	Utah
Wayne Tribune	G	Temple
Darrion Weems	T	Oregon

2013		
Edwin Baker	RB	Michigan State
John Boyett	S	Oregon
Chad Bumphis	WR	Mississippi State
Paul Cornick**	T	North Dakota State
Hall Davis	DE	Louisiana-Lafayette
Ben Garland*	G	Air Force
Tavarres King*	WR	Georgia
Brandon Marshall**	LB	Nevada
Brandon Moore	DE	Texas
Vinston Painter*	T	Virginia Tech
Nathan Palmer*	WR	Northern Illinois
Gerrell Robinson	TE	Arizona State
Greg Wilson	WR	Fordham
John Youboty	DE	Temple

2014		
Mark Asper	T	Oregon
Shaquil Barrett**	LB	Colorado State
Kapri Bibbs*	RB	Colorado State
John Boyett	S	Oregon
Isiah Burse*	WR	Fresno State
Josh Bush**	S	Wake Forest
Zac Dysert*	QB	Miami (Ohio)
Bennie Fowler**	WR	Michigan State
Jon Halapio	G	Florida
Dominique Jones*	TE	Shepherd
DeMarcus Love	T	Arkansas
Kevin McDermott	LS	UCLA
Brandon McManus*	K	Temple
Douglas McNeil	WR	Bowie State
Ryan Miller	G	Colorado
Vinston Painter*	T	Virginia Tech
Nathan Palmer*	WR	Northern Illinois
Matt Paradis*	C	Boise State
Gerald Rivers	DE	Mississippi
Gerrell Robinson	TE	Arizona State
Jeremy Stewart*	RB	Stanford
Zach Thompson	DE	Wake Forest

2015		
Zaire Anderson**	LB	Nebraska
Kapri Bibbs*	RB	Colorado State
Deandre Coleman	DE	California
Dillon Day*	C	Mississippi State
Cameron Jefferson	T	Arkansas
Antonio Johnson	T	Mississippi State
Nick Kasa	TE	Colorado
Dan Light	TE	Fordham
Arthur Lynch	TE	Georgia
Danny Mason	OLB	Texas A&M-Commerce
Ryan Murphy	S	Oregon State
Chuka Ndulue	DE	Oklahoma
Taurean Nixon**	CB	Tulane
Kyle Roberts	T	Nevada
Jordan Taylor**	WR	Rice
George Uko	DE	Southern California

2016		
Zac Brooks	RB	Clemson
Reshard Clieft	LB	South Florida
Dillon Day*	C	Mississippi State
Reese Dismukes	OL	Auburn
Vonatarrius Dora*	OLB	Louisiana Tech
Mose Frazier	WR	Duke
Quentin Gause*	LB	Rutgers
Iosia Iosia	DL	West Texas A&M
Kyle Kragen	ILB	California
Henry Krieger-Coble*	TE	Iowa
Ryan Murphy	S	Oregon State
Justin Murray	T	Cincinnati
Taurean Nixon*	CB	Tulane
Kyle Peko*	NT	Oregon State
Travis Raciti	DL	San Jose State
Kalif Raymond*	WR	Holy Cross
Steven Scheu	TE	Vanderbilt
Hunter Sharp*	WR	Utah State
Kevin Snyder*	LB	Rutgers
Juwuan Thompson**	RB	Duke
Austin Traylor*	TE	Wisconsin
Terrell Watson	RB	Azusa Pacific

2017		
Paul Boyette	DT	Texas
River Cracraft*	WR	Washington State
Dillon Day*	C	Mississippi State
Jerrold Garcia-Williams*	ILB	Hawaii
Michael Hunter*	CB	UCLA

Gabe Ikard	OL	Oklahoma
Tyrique Jarrett*	NT	Pittsburgh
Jordan Leslie	WR	Brigham Young
Stanley Maponga	OLB	TCU
Jordan Moore	S	Texas-San Antonio
Deiontrez Mount*	OLB	Louisville
Brian Parker**	TE	Albany
Tim Patrick**	WR	Utah
Kyle Peko*	NT	Oregon State
Jeremiah Poutasi	T	Utah
Marcus Rios*	CB	UCLA
Marcus Rush	LB	Michigan State
Hunter Sharp*	WR	Utah State
Kevin Snyder*	ILB	Rutgers
Dymonte Thomas*	S	Michigan
Jhaustin Thomas	DE	Iowa State
Austin Traylor**	TE	Wisconsin
Elijah Wilkinson	T	Massachusetts
Jonathan Williams	RB	Arkansas

2018		
River Cracraft*	WR	Washington State
Shay Fields	WR	Colorado
Avery Gennesy	G	Texas A&M
Garrett Grayson	QB	Colorado State
Temarrick Hemingway*	TE	South Carolina State
Carlos Henderson	WR	Louisiana Tech
Jeff Holland*	OLB	Auburn
Alexander Johnson**	ILB	Tennessee
Andreas Knappe	T	Connecticut
Brendan Langley*	CB	Lamar
Caushaud Lyons	DL	Tusculum
Trey Marshall**	S	Florida State
Isaiah McKenzie*	WR	Georgia
Jeremy McNichols	RB	Boise State
Khalfani Muhammad	RB	California
Brian Parker*	TE	Albany
Kyle Peko*	NT	Oregon State
Austin Schlottmann**	G/C	Texas Christian
Niles Scott	DL	Frostburg State
Tim Semisch	TE	Northern Illinois
Linden Stephens	CB	Cincinnati
Colby Wadman*	P	UC Davis
David Williams	RB	Arkansas
DeShawn Williams**	DL	Clemson

2019		
Ka'John Armstrong	T	Eastern Michigan
Trinity Benson	WR	East Central
Malik Carney	OLB	North Carolina
Ahmad Gooden*	OLB	Samford
Bug Howard	TE	North Carolina
Corey Levin	G/C	Tennessee-Chattanooga
P.J. Locke*	S	Texas
Kelvin McKnight	WR	Samford
Khalfani Muhammad	RB	California
Tyvis Powell	S	Ohio State
Brett Rypien**	QB	Boise State
Jay-Tee Tiuli	DL	Eastern Washington

2020		
Quinn Bailey*	T	Arizona State
De Vante Bausby**	CB	Pittsburg State
Trinity Benson	WR	East Central
Fred Brown**	WR	Mississippi State
LeVante Bellamy*	RB	Western Michigan
Blake Bortles	QB	Central Florida
Nigel Bradham*	ILB	Florida State
Chris Cooper	DE	Stony Brook
Jeremy Cox*	RB	Old Dominion
Damarea Crockett	RB	Missouri
Troy Fumagalli**	TE	Wisconsin
Kendall Hinton*	WR	Wake Forest
Alijah Holder*	S	Stanford
Isaiah Irving	OLB	San Jose State
Darius Kilgo*	DL	Maryland
Jordan Leggett	TE	Clemson
P.J. Locke*	S	Texas
Patrick Morris*	C	Texas Christian
Darrin Paulo	T	Utah
Jake Rodgers**	T	Eastern Washington
Taylor Russolino*	K	Mississippi
Brett Rypien**	QB	Boise State
Deyon Sizer*	QB	Colorado State-Pueblo
Derrek Tuska*	OLB	North Dakota State
Josh Watson*	ILB	Colorado State
DeShawn Williams**	DL	Clemson
Sylvester Williams**	DL	North Carolina

HISTORICAL HIGHLIGHTS

1959

AUGUST 14 — First American Football League organizational meeting held in Chicago. Denver, with Bob Howsam as its principal owner, named as a charter member along with New York, Dallas, Los Angeles, Minneapolis and Houston. **NOVEMBER 22** — First player selection draft held through 32 rounds. Denver's first pick is Roger LeClerc, center, Trinity. **DECEMBER 1** — Dean Griffing named general manager of the Broncos.

1960

JANUARY 1 — Frank Filchok named first head coach of the Broncos. **JANUARY 30** — Denver placed in AFL's western division with Dallas, Oakland and Los Angeles. **JULY** — First Bronco training camp opens at Colorado School of Mines. **SEPTEMBER 9** — After losing all five pre-season games, the Broncos become the first AFL victor when they defeat the Patriots in Boston in history's first AFL game, 13-10. Attendance — 21,597. **OCTOBER 2** — Broncos play first home game in Bears Stadium, defeat Oakland, 31-14, before crowd of 18,372. **DECEMBER** — Offensive End Lionel Taylor, Defensive Tackle Bud McFadin and Safety Goose Gonsoulin all named to first official all-AFL team.

1961

MAY 26 — Bob and Lee Howsam, original principal owners of the Broncos, sell their stock to a new syndicate headed by Cal Kunz and Gerry Phipps. **JUNE 1** — Cal Kunz named president and operating head of Empire Sports. **DECEMBER** — Lionel Taylor sets professional record with 100 pass receptions for season. Taylor and Bud McFadin named to all-AFL team. **DECEMBER** — Frank Filchok released as Broncos head coach.

1962

FEBRUARY 1 — Jack Faulkner hired as Broncos head coach. **JULY 1** — Dean Griffing released as Broncos general manager. Faulkner named to dual post as head coach and general manager. **JULY** — Public burning ceremony of Broncos' notorious vertically striped socks at Broncos' intra squad game. **DECEMBER** — Jack Faulkner named coach of the year in AFL. Gene Mingo sets professional field goal record of 27 in a season. Eldon Danenhauer, Lionel Taylor, Goose Gonsoulin and Bob Zeman named to all-AFL team.

1963

DECEMBER — Billy Joe named AFL Rookie of the Year. Goose Gonsoulin is the only Bronco to make the all-AFL team. Lionel Taylor wins fourth consecutive pass receiving title.

1964

JANUARY — Broncos and Jets complete historic nine-player trade, largest ever made in the AFL. Broncos send Gene Prebola, Wahoo McDaniel, Gordy Holz and Bob Zeman to Jets for Dick Guesman, Ed Cooke, Charlie Janerette, Jim Price and Sid Fournet. **OCTOBER 4** — Jack Faulkner released as head coach. **OCTOBER 5** — Mac Speedie accepts appointment as interim head coach. **DECEMBER 12** — Mac Speedie named head coach. **DECEMBER** — Jim Fraser wins third consecutive punting title. Willie Brown named to all-AFL team.

1965

FEBRUARY 15 — Gerald and Allan Phipps purchase 52 percent of the stock of Empire Sports, thus giving them virtually 100 percent ownership and saving the Bronco franchise for Denver. **MARCH 5** — Record sale of 941 season tickets in one day. **APRIL 1** — Season ticket drive goal of 20,000 sales reached. Figure to reach 22,000 by May 1. **MAY 17** — Allan Phipps named president of Empire Sports, Inc. Gerry Phipps re-named Chairman of the Board. **MAY 29** — Jim Burris, Bears general manager, named executive vice-president of Empire Sports. **DECEMBER 12** — Lionel Taylor makes the 500th catch of his career in game against Boston to become the first AFL player to top this figure. **DECEMBER** — Tackle Eldon Danenhauer, Split End Lionel Taylor and Fullback Cookie Gilchrist named to the all-AFL team. Lionel Taylor wins fifth pass receiving crown and Abner Haynes wins league kickoff return championship.

1966

JUNE 8 — Merger of American and National Leagues announced. **SEPTEMBER 19** — Ray Malavasi named Head Coach of the Broncos. **DECEMBER** — John Bramlett, Goose Gonsoulin, Bob Scarpitto and Jerry Sturm chosen to play in AFL All-Star contest in January. **DECEMBER 19** — Lou Saban signs a 10-year contract as General Manager and Head Coach of the Denver Broncos.

1967

MARCH 1 — Broncos move to new suburban executive offices with adjacent practice field and locker room facilities for both pre-season and regular season training. **MARCH 17** — Metropolitan Denver voters turn down stadium bond issue, but Bronco fans immediately organize for fundraising drive to improve Bears Stadium and keep Broncos in Denver. **MAY 17** — Floyd Little, Denver's No. 1 draft choice, signs with Broncos. Little becomes the first No. 1 choice to sign with Denver in the history of the club. **AUGUST 5** — Broncos defeat Detroit Lions 13-7 in pre-season game at DU for AFL's first win over the NFL. **AUGUST 15** — Quarterback Steve Tensi acquired from San Diego for first round draft choices in both 1968 and 1969. **DECEMBER** — Floyd Little paces AFL in punt returning with a 16.9 average. Bob Scarpitto repeats as punt leader with a 44.9 norm. Flanker Al Denison selected All League in player balloting.

1968

JANUARY — Flanker Al Denison, defensive tackle Dave Costa, center Larry Kaminski and cornerback Nemiah Wilson participate in AFL All-Star Game. Lou Saban and staff coach the West stars. **FEBRUARY** — Civic drive to raise \$1.8 million ends successfully and City of Denver receives stadium as a gift after purchase of the facility from Empire Sports, Inc. by non-profit group. Construction begins on 16,000 seat upper deck that will raise capacity to 50,000 for 1968 season. **SEPTEMBER 21** — Broncos move into new administrative building at 5700 Logan Street. **DECEMBER 14** — Bears Stadium is officially re-named Denver Mile High Stadium.

1969

JANUARY 19 — Dave Costa, Rich Jackson and Floyd Little participate in AFL All-Star Game in Jacksonville, Fla. **DECEMBER** — Floyd Little and Rich Jackson named first-team All League. **DECEMBER** — Bill Thompson (rookie) tops AFL list in punt and kickoff returns, becoming the first player in NFL history to ever hold both titles.

1970

JANUARY 17 — Rich Jackson, Dave Costa, Floyd Little, Mike Current and George Goeddeke play in All-Star Game on West team. **SEPTEMBER** — Season ticket sale hits record number of 43,584. **DECEMBER 20** — Floyd Little gains 44 yards to win American Conference rushing title with 901 yards. It marked his first rushing crown and the first season that Little played in all 14 games.

1971

JANUARY — Richard Jackson named to official National Football League all-star team. **JANUARY** — Richard Jackson and Floyd Little make starting lineups for American Conference in first AFC-NFC Pro Bowl game. **MAY 12** — Broncos stop sale of season tickets at record 47,500. **OCTOBER 24** — Denver coach Lou Saban and the Broncos down Cleveland 27-0. It was the

HISTORICAL HIGHLIGHTS, CONT.

first time the Browns were shutout since 1952 and marked Saban's last victory as Bronco coach. **NOVEMBER 17** — Lou Saban resigns as head coach of Broncos, a position he had held for five years. Offensive line coach Jerry Smith is named interim head coach. Saban, in December, resigns as General Manager to return to Buffalo Bills as head coach. **DECEMBER 19** — Floyd Little compiles 79 yards against Raiders in Oakland to finish as pro football's top runner with 1,133 yards. Little also becomes first Bronco to rush for more than 1,000 yards in a season.

1972

JANUARY 5 — John Ralston, successful head coach at Stanford, is announced as Denver's new head coach. He later adds the title of general manager. **MARCH 16** — For the first time in the history of Denver professional football, there will be no public sale of season tickets, it is reported. Season ticket holders renewed 46,500 of the 47,500 available season tickets and further exercised their option for 8,000 additional tickets. **APRIL 5** — Long-time Rocky Mountain Empire Sports employee Earl Hartman dies of cancer. Hartman was Treasurer of Empire Sports and Business Manager of the Broncos at the time of his death.

1973

MARCH 3 — Season ticket holders renew 47,800 of 48,000 season tickets to assure Denver again of having no public sale of season ducats. **OCTOBER 14** — Charley Johnson also becomes the 18th quarterback in pro football history to go over 20,000 yards lifetime as he throws for 214 yards and three TDs to Haven Moses in a 48-20 win at Houston. **OCTOBER 22** — With "Orange Monday" banners waving, the Broncos perhaps play the most important game to date in the club's history against Oakland on national television. Denver comes back to knot the contest, 23-23, on a 35-yard field goal by Jim Turner. **NOVEMBER 25** — Denver defeats Kansas City, 14-10, to take over first place in the AFC West with three games to go. The win moves the Broncos to 6-3-2 — the six victories mark the second best mark ever for a Denver team to date. **DECEMBER 9** — Denver 42, San Diego 28! The Broncos are winners at last as Denver clinches the team's seventh victory of the season, assuring the club of a winning record for the first time.

1974

JANUARY — Four Broncos (Floyd Little, Haven Moses, Riley Odums and Paul Smith) are invited to play in the Pro Bowl. John Ralston is named AFC Coach of the Year for guiding Denver to its first winning season ever. Odums is named All-Pro by NEA. **SEPTEMBER 10** — Denver voters pass a \$25 million bond issue to expand and improve Mile High Stadium to over 75,000 seats. The stadium was projected to be finished in time for the 1976 regular season. **SEPTEMBER 22** — The Broncos and the Pittsburgh Steelers play in the first regular-season overtime game as a 35-35 score was present at the end of regulation play. Neither team scored in the sudden death period. **NOVEMBER 28** — Before a television audience estimated at 35 million, the Broncos riddle the Detroit Lions 31-27 on Denver's first Thanksgiving Day game in Detroit. **DECEMBER 8** — Denver assures itself of its second consecutive winning season, and Otis Armstrong sets a single-game rushing mark of 183 yards as the Broncos down Houston 37-14. **DECEMBER 15** — Otis Armstrong finishes the season with 1,407 yards and the NFL rushing title, becoming one of a half dozen players ever to average more than 100 yards per game in pro football.

1975

JANUARY — Otis Armstrong and Riley Odums represent the Broncos in the annual Pro Bowl contest in Miami, Fla. **FEBRUARY** — Expansion of Mile High Stadium begins, and it will provide 63,500 seating capacity for the 1976 season and an ultimate capacity of 75,000 in 1977. **DECEMBER 14** — Floyd Little winds up his career as the seventh all-time rusher in the NFL with 6,323 career yards.

1976

JANUARY 26 — Tight end Riley Odums and linebacker Randy Gradishar are the Broncos representatives in the Pro Bowl in New Orleans. **MARCH 28** — Quarterback Charley Johnson announces his retirement from the National Football League after a 15-year career. Johnson led the club to its first two winning seasons in 1973 and 1974. **JUNE 27** — Lyle Alzado is one of three finalists for the Man of the Year Award and Rick Upchurch is honored as the American Conference Offensive Rookie of the Year by the NFL Players Association. **SEPTEMBER 26** — Rick Upchurch ties an NFL record by returning two punts for touchdowns in a 44-13 win over the visiting Cleveland Browns. **OCTOBER 24** — Rick Upchurch ties an NFL record with his fourth punt return touchdown of the season in a 35-26 win over Kansas City. **NOVEMBER 7** — With two field goals and six extra points, Jim Turner becomes the fifth player in pro football history to surpass 1,200 points. **NOVEMBER 14** — Denver shuts out San Diego, 17-0, marking the first time the club has recorded two shutouts in one season. Denver had shut out the Chargers 26-0 Oct. 3. **DECEMBER 12** — The Broncos stop Chicago, 28-14, for their ninth win of the season, marking the highest total in Denver history. Otis Armstrong rushes for 116 yards to reach 1,008 for the season, his second 1,000-yard campaign in his career. **DECEMBER 18** — Fred Gehrke, long-time Bronco administrator, is named general manager.

1977

JANUARY 17 — Rick Upchurch and Otis Armstrong are the Broncos' participants in the annual AFC-NFC Pro Bowl in Seattle. **JANUARY 31** — John Ralston resigns as Head Coach of the Denver Broncos. **FEBRUARY 1** — Robert (Red) Miller, a former Broncos assistant coach, is named as the team's eighth head coach. **JUNE 12** — Lyle Alzado is named winner of the National Football League Players Association's Byron "Whizzer" White Award as the group's Man of the Year. **OCTOBER 16** — Pushing their season record to 5-0, the Broncos use seven interceptions and a touchdown pass to kicker Jim Turner to trounce the defending world champion Oakland Raiders, 30-7. **NOVEMBER 27** — In a showdown of the two best records in the NFL, the Broncos get a 73-yard interception return for a touchdown by Tom Jackson to dump Baltimore, 27-13, and run their record to 10-1. **DECEMBER 4** — With a 24-14 win at Houston, the Broncos clinch a playoff berth, the first in the club's history. Later in the day, the Broncos clinch the AFC Western Division championship when the Raiders fall to the Los Angeles Rams. **DECEMBER 18** — The Broncos lose to Dallas in the regular-season finale, 14-6, but post the best record in the history of the franchise, 12-2, tied with Dallas for the best in the NFL. **DECEMBER 24** — Before the largest crowd ever to watch a sporting event in the state of Colorado, 75,011, the Broncos stop the Pittsburgh Steelers in the first round of playoff action, 34-21.

1978

JANUARY 1 — In a hard-fought game at Mile High Stadium, the Broncos dethrone the Raiders, 20-17, for the AFC championship and a trip to the Super Bowl in New Orleans. **JANUARY 15** — The Broncos fall to the Cowboys, 27-10, in Super Bowl XII. **JANUARY 23** — Lyle Alzado, Randy Gradishar, Tom Jackson, Billy Thompson and Louis Wright represent the Broncos in the Pro Bowl, the largest Denver contingent to date. **MARCH** — Only 143 season tickets are not renewed, a new all-time low. **DECEMBER 3** — The Broncos win by 21-6 score at Oakland, holding the Raiders without a touchdown for the second time in the season to move into one game of AFC West crown. **DECEMBER 10** — Denver downs Kansas City, 24-3, winning its second consecutive division championship, as QB Craig Morton goes 19-for-22 with 16 consecutive completions, both second best all-time NFL marks. **DECEMBER 30** — Denver loses in the playoffs to the eventual Super Bowl-champion Pittsburgh Steelers, 33-10.

1979

JANUARY 29 — The Broncos are represented by an all-time high of seven players in the Pro Bowl—Lyle Alzado, Randy Gradishar, Tom Jackson, Riley Odums, Billy Thompson, Rick Upchurch and Louis Wright. **MARCH** — Only 161 season tickets are not renewed, virtually assuring the Broncos of their tenth consecutive sellout season. **NOVEMBER 11** — Rick Upchurch

1980

JANUARY 27 — The Broncos are represented in the Pro Bowl by Randy Gradishar, Tom Jackson, Rick Upchurch and Louis Wright. **MARCH** — Only 146 season tickets are not renewed for 1980, virtually assuring the club of its 11th consecutive sellout campaign. **OCTOBER 5** — Randy Gradishar returns an interception 93 yards for a touchdown vs. Cleveland, the longest such return in team history and the NFL's longest for 1980 season. **OCTOBER 13** — Fred Steinfort kicks a 57-yard field goal against Washington, tying record for third-longest kick in NFL history.

1982

JANUARY 31 — The Broncos are represented in the Pro Bowl by Randy Gradishar, Bob Swenson, Bill Thompson and Steve Watson. **MARCH** — Only 49 season ticket accounts are not renewed for 1982, virtually assuring the Broncos of their 13th consecutive sellout season in Mile High Stadium. **SEPTEMBER 21** — The NFL Players Association begins the first regular-season strike in NFL history, resulting in the cancellation of games for eight consecutive weeks. **DECEMBER 3** — Hein Poulus is named Vice President and General Manager of the Broncos. **DECEMBER 19** — Rick Upchurch returns a punt 78 yards for a touchdown against Kansas City to tie the then all-time pro football record of eight career touchdowns on punt returns.

1984

JANUARY 29 — Randy Gradishar makes his seventh Pro Bowl appearance. Louis Wright also is named to the AFC Pro Bowl team but is unable to play because of a fractured finger. **MARCH** — Only 146 season ticket accounts are not renewed for 1984, virtually assuring the Broncos of their 15th consecutive sellout season in Mile High Stadium. **MARCH 23** — Pat Bowlen is introduced as the new owner of the Denver Broncos, assuming the title of President and Chief Executive Officer. **NOVEMBER 18** — The Broncos beat Minnesota 42-21 for the club's 10th consecutive victory, a team record. John Elway ties a Denver record throwing five touchdown passes in the game. **DECEMBER 15** — Denver wins its 13th game of the season, the most in Broncos history, and captures the AFC West crown with a 31-14 win over Seattle. Sammy Winder finishes the season with 1,153 yards rushing, and Steve Watson gains 1,170 yards receiving — the first time Denver has had 1,000-yard performers in both categories in the same season. **DECEMBER 30** — Pittsburgh defeats Denver 24-17 in a Divisional Playoff Game.

1985

JANUARY 27 — Sammy Winder represents the Broncos in the Pro Bowl. **FEBRUARY 18** — Owner Pat Bowlen names John Beake as General Manager and Dan Reeves as Vice President of the club. **MARCH** — Only 82 season ticket accounts are not renewed for the 1985 season, virtually assuring the Broncos of their 16th consecutive sellout session in Mile High Stadium. **DECEMBER 20** — Denver beats Seattle 27-24 to close out the season at 11-5. The Broncos set season records with total yards (5,496) and total points (380). John Elway, who threw for 432 yards against Seattle, set Denver records for total offense (4,144 yards) and passing yards (3,891) for the season, and Karl Mecklenburg's 13 quarterback sacks also set a new Bronco standard.

1986

FEBRUARY 2 — The Broncos are represented by four players in the Pro Bowl—Rulon Jones, Karl Mecklenburg, Dennis Smith and Louis Wright. **FEBRUARY 26** — Owner Pat Bowlen holds ground breaking ceremonies for 60 luxury Penthouse Suites to be built atop Mile High Stadium's fifth level. **MARCH** — Only 127 season ticket accounts are not renewed for the 1986 season, virtually assuring the Broncos of their 17th consecutive sellout season in Mile High Stadium. **OCTOBER 12** — The Broncos post a 31-14 win over San Diego to equal the best start in team history with 6-0 record. **DECEMBER 13** — Denver, which had clinched AFC Western Division title by virtue of a Seattle win over Los Angeles the previous Monday night, clinches homefield advantage for first playoff game by defeating Washington, 31-30. **DECEMBER 20** — The Broncos conclude regular-season play with their second consecutive 11-5 record. Thirty-five individual and team records are set by the Broncos in 1986. DE Rulon Jones was named the AFC Defensive Player of the Year by UPI, and LB Karl Mecklenburg was named the AFC Player of the Year by the Football News.

317

HISTORICAL HIGHLIGHTS, CONT.

Denver finishes the season with a 10-4-1 record, becoming the only team in the NFL to post eight 10-win seasons since 1977. Quarterback John Elway is named NFL Most Valuable Player by the Associated Press.

1988

JANUARY 10 — The Broncos advance to the AFC Championship Game with a 34-10 victory over Houston before 75,968 in Mile High Stadium. **JANUARY 17** — Denver becomes the first AFC team to win consecutive conference championships since Pittsburgh of 1978-79 by defeating Cleveland 38-33. The game garnered a 91 television share in the Denver area, believed to be an all-time national viewing high. **JANUARY 31** — The Broncos lose to Washington 42-10 in Super Bowl XXII in San Diego at Jack Murphy Stadium. **FEBRUARY 6** — Three players represent Denver in the Pro Bowl—Keith Bishop, John Elway and Karl Mecklenburg. **MARCH** — The Broncos are virtually assured of their 19th consecutive sellout campaign as just 91 season ticket accounts are not renewed for the 1988 campaign. **JUNE 3** — The Broncos acquire future Hall of Fame RB Tony Dorsett from the Dallas Cowboys in exchange for a future draft choice. The 1988 campaign marked Dorsett's 12th in pro football. **SEPTEMBER 26** — RB Tony Dorsett eclipses Jim Brown to become the second-leading rusher in pro football history, trailing only Walter Payton. **DECEMBER 17** — The Broncos close out the season with a 21-10 win over New England and a disappointing 8-8 record, marking the end of Denver's two-year reign as AFC champions. QB John Elway concludes the season with 3,309 yards passing and 234 yards rushing to become the first player in football history to have four consecutive years with more than 3,000 passing yards combined with more than 200 rushing yards. Dorsett finishes the year second to Payton among football's all-time rushing leaders with 12,739 yards.

1989

JANUARY 29 — Punter Mike Horan is the Broncos' lone representative in the AFC-NFC Pro Bowl Game. **APRIL** — The Broncos conclude season ticket renewals and waiting list additions for 1989, virtually assuring the team of its 20th consecutive sellout campaign at Mile High Stadium. **NOVEMBER 26** — The Broncos clinch their third AFC West title in four seasons after a 41-14 victory at home against Seattle. **DECEMBER 16** — Denver wraps up homefield advantage for the AFC Playoffs with 37-0 win at Phoenix.

1990

JANUARY 7 — The Broncos advance to the AFC Championship Game with a come-from-behind 24-23 win over Pittsburgh. **JANUARY 14** — The Broncos become the only AFC team to win three conference titles in the 1980s with a 37-21 victory over Cleveland in the AFC Championship game. **JANUARY 28** — Denver loses 55-10 to San Francisco in Super Bowl XXIV in the New Orleans Superdome. **FEBRUARY 4** — Three players represent the Broncos in the Pro Bowl—Kicker David Treadwell, nose tackle Greg Kragen and safety Dennis Smith. Linebacker Karl Mecklenburg was selected to start in the game but could not participate because of a knee injury suffered in the Super Bowl. **FEBRUARY 26** — The National Football League announces that the Broncos will face Seattle in an Aug. 4 preseason game in Tokyo, Japan. **MARCH 5** — The Paul D. Bowlen Memorial Broncos Centre opens in southeast Denver, housing all of the team's office and training facilities. **AUGUST 5** — The Broncos defeat the Seattle Seahawks by a score of 10-7 in American Bowl '90 played before a sellout audience in the Tokyo Dome in Tokyo, Japan. The game marks Denver's second appearance in an international game with the club having played the Los Angeles Rams in London in a 1987 American Bowl contest. **NOVEMBER 22** — The Broncos drop a 40-27 game to the Detroit Lions in the Lions' annual Thanksgiving Day contest, marking Denver's fifth appearance in a Thanksgiving Day game—Four in Detroit and one in Denver (a 46-45 loss to the New York Titans in 1962). **DECEMBER 30** — Running back Bobby Humphrey finishes the season with 1,202 rushing yards, becoming one of just 10 backs to rush for over 1,000 yards in each of their first two NFL seasons. Mike Horan leads the NFL in gross punting average (44.4) and net punting average (38.9). The Broncos also boast the NFL's kickoff return leader in Kevin Clark, who posts a 25.3-yard average.

1991

FEBRUARY 3 — Safeties Steve Atwater and Dennis Smith, along with running back Bobby Humphrey, appear in the AFC-NFC Pro Bowl game in Honolulu, Hawaii. It is the first appearance each for Atwater and Humphrey. **JULY 27** — The Broncos lose 14-3 to Detroit in the Hall of Fame Game played in Canton, Ohio. Former Broncos assistant coach Stan Jones is inducted into the Hall of Fame. **SEPTEMBER 1** — Denver records its biggest opening day win ever with a 45-14 pounding of Cincinnati. **DECEMBER 8** — A 17-7 win at Cleveland clinches a playoff berth for the Broncos. **DECEMBER 22** — Denver closes out the regular season at 12-4 and wins the AFC West title for the fifth time in eight years.

1992

JANUARY 4 — The Broncos overcome a 21-6 deficit to defeat Houston 26-24 in an AFC Divisional Playoff Game. The winning field goal was set up by a drive that began at the Denver 2-yard line. The Broncos converted two fourth-down plays to keep the possession alive. **JANUARY 12** — Despite a sterling effort by Denver's defense, the Broncos fall 10-7 to Buffalo in the AFC Championship Game. The Bills' high-powered offense managed just 213 yards and 12 first downs in the game. **FEBRUARY 2** — Running back Gaston Green, linebacker Karl Mecklenburg, and safeties Steve Atwater and Dennis Smith represent the Broncos in the Pro Bowl. **MARCH** — The Broncos conclude season ticket renewals and waiting list additions for 1992, virtually assuring the franchise of its 23rd consecutive sellout season. Denver is also named a participant in American Bowl '92, to be played in Berlin. **AUGUST 15** — The Broncos lose to the Miami Dolphins, 31-27, in American Bowl '92 in Berlin's Olympic Stadium. **DECEMBER 28** — Denver Broncos President Pat Bowlen announces that the franchise will not renew the contract of Dan Reeves, thus creating a coaching vacancy in Denver for the first time since 1981. Reeves ends his Denver career with a record of 116-78-1.

1993

JANUARY 25 — Wade Phillips is hired as the 10th head coach in Broncos history, signing a three-year contract as head coach after four seasons as the Broncos' defensive coordinator. **MAY** — The Broncos conclude their season ticket sales, guaranteeing the 24th consecutive sellout campaign at Mile High Stadium. **DECEMBER** — Quarterback John Elway is named AFC Most Valuable Player (UPI, Kansas City 101 Club, Football News) after his best pro season in which he led the AFC in passer rating (92.8), attempts (551), completions (348), completion percentage (63.2), touchdowns (25) and yards (4,030).

1994

JANUARY 9 — The Broncos return to the playoffs as a Wild Card team, dropping a 42-24 first round game to the Los Angeles Raiders at the Los Angeles Memorial Coliseum. The Wild Card Playoff Game marks Denver's ninth nationally televised game of the 1993 season, bringing the Broncos' eight-year total (1986-93) to 84 national television dates. **FEBRUARY 6** — The Broncos are represented in the AFC-NFC Pro Bowl game by quarterback John Elway, tight end Shannon Sharpe, linebacker Karl Mecklenburg, and safeties Steve Atwater and Dennis Smith. **MARCH** — The Broncos and Raiders are named to oppose each other in an American Bowl '94 Game in Barcelona. The Broncos thus join San Francisco as the only two teams to have been asked to represent the NFL in London, Tokyo, Berlin, and Barcelona.

1995

JANUARY 31 — Mike Shanahan is hired as the 11th head coach in Broncos history. Shanahan, a Denver assistant coach from 1984-87 and 1989-91, signed a seven-year contract as head coach after spending the previous three years in San Francisco, where he served as offensive coordinator. **FEBRUARY 5** — The Broncos are represented in the annual AFC-NFC Pro Bowl by safety Steve Atwater, quarterback John Elway and offensive tackle Gary Zimmerman. Tight end Shannon Sharpe was also selected but did not play. **MARCH** — The Broncos are selected to face San Francisco in an American Bowl '95 Game in

Tokyo, joining the 49ers and Dallas as the only NFL teams to participate in five American Bowl Games. **MAY** — The Broncos conclude season ticket renewals and waiting list additions for 1995, leading to an anticipated 26th consecutive season of sellouts at Mile High Stadium. **AUGUST 5** — The Broncos defeat San Francisco 24-10 in the American Bowl in Tokyo, Japan. **NOVEMBER 5** — John Elway passes for 256 yards in a 38-6 Broncos home win over Arizona to surpass the 40,000-yard passing plateau, becoming the seventh player in pro football history to accomplish that feat. **NOVEMBER 19** — KOA play-by-play announcer Larry Zimmer calls his 500th Broncos game as a member of the KOA broadcast team as Denver defeats San Diego 30-27. **DECEMBER 10** — Broncos running back/kick returner Glyn Milburn tallies an NFL-record 404 all-purpose yards (131 rushing, 45 receiving, 133 KOR, 95 PR) in a 31-27 loss to Seattle at Mile High Stadium. **DECEMBER 24** — The Broncos close the season with a 31-28 win at Oakland and post franchise single-season records in seven different offensive categories: points scored (388), total yards (6,040), average gain per play (5.70), average gain per rush (4.53), touchdown passes (27), passing yards (4,045) and first downs passing (205).

1996

FEBRUARY 4 — Denver is represented in the annual AFC-NFC Pro Bowl in Honolulu by safety Steve Atwater, kicker Jason Elam, running back/kick returner Glyn Milburn, wide receiver Anthony Miller and tight end Shannon Sharpe. Tackle Gary Zimmerman was selected but does not play because of injury. **OCTOBER 20** — Terrell Davis sets a franchise record with 194 rushing yards in a 45-34 win over the Baltimore Ravens. **DECEMBER 1** — The Broncos win the AFC West and clinch homefield advantage for the playoffs with a 34-7 win over Seattle. The win is also Denver's ninth consecutive, marking the second-longest streak in franchise history. **DECEMBER 15** — John Elway becomes the winningest quarterback in NFL history with a 24-19 defeat of Oakland, the 126th of his career. The win also secures a perfect 8-0 home record for the season for just the second time in franchise history. **DECEMBER 22** — Elway becomes just the third player in NFL history to pass for more than 45,000 yards in a career. Terrell Davis wins the AFC rushing crown with a then franchise-record 1,538 yards while also posting franchise bests in carries (345), rushing touchdowns (13) and total touchdowns (15). The team ties for the NFL's best record (13-3; ties for best in franchise history) and ranks first in the league in total offense and rushing offense as well as fourth in total defense, including a No. 1 mark against the run. Franchise records are set for points scored (391), highest average gain per rush (4.5; tie with 1995 team), fewest rushing yards allowed (1,331) and fewest rushing first downs allowed (67). **DECEMBER 26** — Terrell Davis is named NFL Offensive Player of the Year by the Associated Press and joins three other Broncos as first-team All-Pro performers—Shannon Sharpe, Alfred Williams and Gary Zimmerman.

1997

JANUARY 4 — Denver hosts its first playoff game since Jan. 4, 1992, as the Jacksonville Jaguars come to Mile High Stadium for an AFC Divisional Playoff contest. **FEBRUARY 2** — Denver is represented in the annual AFC-NFC Pro Bowl in Honolulu by safety Tyrone Braxton, running back Terrell Davis, defensive tackle Michael Dean Perry, linebacker Bill Romanowski, tight end Shannon Sharpe and defensive end Alfred Williams. Safety Steve Atwater, quarterback John Elway and tackle Gary Zimmerman also are selected but do not play in the game because of injury. **FEBRUARY 4** — The Broncos unveil new uniforms featuring the traditional Broncos orange with a navy blue, and a new helmet logo that features a powerful, dynamic bronco. **MARCH** — The Broncos are selected to face Miami in an American Bowl '97 contest in Mexico City, Mexico. The appearance marks the Broncos' sixth in an American Bowl, tying the club with San Francisco for most in the NFL since American Bowl games began being played in 1985. **AUGUST 4** — Denver and Miami meet in Mexico City, Mexico, in an American Bowl '97 contest won by the Dolphins, 38-19, at Estadio Guillermo Canedo. **SEPTEMBER 21** — Running back Terrell Davis sets a franchise single-game record by rushing for 215 yards in a 38-20 win over Cincinnati at Mile High Stadium. **OCTOBER 6** — Denver defeats New England 34-13 in a Monday night battle of the league's two remaining unbeaten, representing the furthest into a season that two undefeated teams have met on *Monday Night Football*. **OCTOBER 26** — The Broncos defeat the Bills 23-20 in overtime at Buffalo's Rich Stadium, a mere 15 hours after arriving in Buffalo due to a severe snowstorm that dumped more than a foot of snow on the Denver area with drifts piled several feet higher in some areas. The Broncos' chartered flight leaves Denver 10 hours late at 8 p.m. (MT) Saturday, Oct. 25, after an ordeal that involves numerous players' vehicles being stranded in snowdrifts trying to reach the team at Broncos headquarters. Several players make their way to headquarters by way of snowmobiles after being picked up by citizens. **NOVEMBER 2** — John Elway sets two milestones and earns AFC Offensive Player of the Week honors on this day as the Broncos defeat Seattle 30-27 at Mile High Stadium. With 252 passing yards, Elway moves past Fran Tarkenton into second place all-time in NFL passing yardage, and his 276 total yards make him just the third player in NFL history to top the 50,000-yard plateau. **NOVEMBER 9** — Cornerback Darrien Gordon ties an NFL record by returning two punts for touchdowns in the same quarter, a feat previously accomplished just twice in NFL history. **DECEMBER 21** — Denver closes its regular season with a 38-3 victory over San Diego to secure its second consecutive undefeated regular season at home, becoming only the third NFL team to do so since the schedule expanded to 16 games in 1978. The Broncos set new franchise records by posting nine double-digit victories in one season and scoring more than 30 points in nine different games. **DECEMBER 27** — The Broncos defeat Jacksonville 42-17 in an AFC Wild Card Game at Mile High Stadium to record their first playoff victory since Jan. 4, 1992. In the game, Denver sets club postseason records for rushing yards (310), total yards (511), rushing attempts (49), points in a quarter (21; 4th quarter), total points (42), first downs (28), rushing first downs (18) and third-down efficiency (75%). Terrell Davis rushes for a club postseason record 184 yards and is complemented by Derek Loville's 103 yards rushing, making Denver just the third team in NFL postseason history to post two 100-yard rushers in the same game. Instrumental in the performance is the offensive line, which, as a unit, is named NFL Offensive Player of the Week. It marks just the second time in NFL history—and first in the postseason—that an Offensive Line is named Player of the Week.

1998

JANUARY 4 — Denver wins a road playoff game for only the second time in franchise history by defeating the Chiefs 14-10 in an AFC Divisional Playoff Game at Kansas City's Arrowhead Stadium. **JANUARY 11** — The Broncos win their fifth AFC Championship by topping the Steelers 24-21 at Pittsburgh's Three Rivers Stadium. The win makes Denver just the fifth Wild Card team to advance to the Super Bowl since the Wild Card format was adopted in 1970. **JANUARY 25** — The Broncos claim their first World Championship with a 31-24 victory over defending champion Green Bay in Super Bowl XXXII at Qualcomm Stadium in San Diego. The Broncos become the first team from the American Football Conference in 14 years to win the Super Bowl and only the second Wild Card team ever to do so. Running back Terrell Davis sets a Super Bowl record with three rushing touchdowns to claim the Pete Rozelle Award as the game's Most Valuable Player. Davis finishes with 157 yards rushing and ties the Super Bowl record for total touchdowns (3) and points scored (18). **JANUARY 27** — An estimated 650,000 fans gather in downtown Denver for a victory parade and rally to honor the World Champion Denver Broncos. The parade follows a route along 17th street, from Wynkoop to Broadway, and then along Broadway for several blocks before working its way to the steps of the Denver City and County Building, where a rally is held. Broncos owner Pat Bowlen, head coach Mike Shanahan, quarterback John Elway, running back Terrell Davis, Colorado Governor Roy Romer and Denver Mayor Wellington Webb address the sea of Broncos fans who pack the grounds in front of the stage, and Elway and Davis are honored with street signs bearing their names. **FEBRUARY 1** — The Broncos are represented in the annual AFC-NFC Pro Bowl in Honolulu by running back Terrell Davis, center Tom Nalen, tight end Shannon Sharpe and defensive end Neil Smith. Quarterback John Elway also is selected but opts not to play in the game due to injury. **APRIL 22** — Colorado Governor Roy Romer signs into law SB 171, a bill authorizing voters to decide upon a ballot issue that would appropriate tax money to partially fund a new football stadium in Denver. **JUNE 5** — Broncos players and coaches receive their Super Bowl rings in a private ceremony at team headquarters. **JUNE 16** — The Denver Broncos travel to Washington, D.C., for a special ceremony in which they are honored by President Bill Clinton at the White House for their victory in Super Bowl XXXII. Terrell Davis delivers to the President a Broncos jersey number "11" with "Clinton" on the back. **SEPTEMBER 21** — The Denver Broncos and San Diego Chargers are selected to play the first NFL game in Australia, an American Bowl '99 contest on Sunday, Aug. 8, at Stadium Australia at Homebush Bay in Sydney. **OCTOBER 25** — Broncos kicker Jason Elam ties a 28-year old NFL record by making a 63-yard field-goal attempt vs. Jacksonville at

HISTORICAL HIGHLIGHTS, CONT.

Mile High Stadium. The record-tying kick comes in the final seconds of the first half in a game won by the Broncos, 37-24.

NOVEMBER 3 — Denver-area voters approve a ballot issue to appropriate tax money to partially fund a new football stadium in Denver. The Broncos would begin play in the new stadium at the beginning of the 2001 season. **NOVEMBER 22** — Broncos quarterback John Elway becomes just the second player in NFL history to compile 50,000 yards passing during a career, joining Miami's Dan Marino. Elway reaches the plateau on a 5-yard completion to wide receiver Willie Green in the first quarter of a 40-14 win over Oakland at Mile High Stadium. **NOVEMBER 29** — The Broncos clinch the AFC West division title for the ninth time in franchise history with a 31-16 win at San Diego. **DECEMBER 6** — The Broncos tie an NFL record by winning their 18th game in a row (regular and postseason combined) with a 35-31 comeback defeat of Kansas City at Mile High Stadium. The win also gave the Broncos a 13-0 record to begin the season. **DECEMBER 27** — The Broncos close the regular season with a 14-2 record, best in franchise history, by virtue of a 28-21 win over Seattle. It marks the third consecutive season in which the club went undefeated at home as it joins just three other teams in NFL history to accomplish the feat and becomes the first to do so since the 16-game schedule was instituted in 1978. In the game, Terrell Davis rushes for 178 yards to finish with 2,008 for the season and 6,413 for his career, overtaking Floyd Little (6,323) as the club's all-time leading rusher. He becomes just the fourth player in NFL history to rush for more than 2,000 yards in a season, joining Eric Dickerson (2,105 in 1984), Barry Sanders (2,053 in 1997) and O.J. Simpson (2,003 in 1973), and also sets Broncos single-season records for rushing attempts (392), rushing touchdowns (21), touchdowns (23), points scored (138), total yards from scrimmage (2,225) and 100-yard games (11). Davis is named NFL Most Valuable Player by the Associated Press and is a unanimous All-NFL selection along with tight end Shannon Sharpe. The Broncos set franchise single-season records for rushing touchdowns (26), passing touchdowns (32), total touchdowns (62), points scored (501), first downs (347), rushing yards (2,468), total yards (6,092), highest average gain per play (5.9), PATs made (58) and attempted (59) and punting average (46.2).

1999

JANUARY 9 — Denver defeats Miami 38-3 in an AFC Divisional Playoff Game at Mile High Stadium to win its fifth consecutive postseason contest. It is Denver's largest winning margin in the postseason, and the team sets postseason defensive records for rushing yards (14), rushing average (1.1) and points (3) allowed. Terrell Davis' 199 rushing yards represent the fourth-highest single-game total in NFL postseason history. **JANUARY 17** — Denver defeats the New York Jets 23-10 in the AFC Championship Game at Mile High Stadium to reserve its sixth Super Bowl trip, an AFC record. **JANUARY 31** — Denver defeats Atlanta 34-19 in Super Bowl XXXIII at Pro Player Stadium in Miami, Fla., to claim its second consecutive World Championship. Denver becomes just the sixth franchise in league history to win back-to-back Super Bowls, joining Green Bay (Super Bowls I and II), Miami (VII and VIII), Pittsburgh (IX and X; XIII and XIV), San Francisco (XXII and XXIV) and Dallas (XXVII and XXVIII). John Elway is named Most Valuable Player of Super Bowl XXXIII, passing for 336 yards and a touchdown, and rushing for another score. Terrell Davis (102 yds.) sets an NFL record by rushing for 100 yards in his seventh consecutive postseason contest, and fullback Howard Griffith rushes for two touchdowns. Rod Smith's 80-yard touchdown reception from Elway stands as the second-longest play from scrimmage in Super Bowl history and defensive tackle Mike Lodish sets an NFL record by playing in his sixth Super Bowl (4 with Buffalo, 2 with Denver). Cornerback Darrien Gordon's 108 yards on two interception returns establish a Super Bowl record and also make him the Super Bowl career leader for interception-return yards. **FEBRUARY 1** — The Broncos return to Denver from Miami and are greeted by an estimated 375,000 fans lining a parade route that takes the team through downtown, along Broadway, to a rally at Civic Center Park. From the steps of the Denver City and County Building, Broncos players and coaches thank the fans for their support and share the victory with them. Broncos owner Pat Bowlen, head coach Mike Shanahan, quarterback John Elway, running back Terrell Davis, Colorado Governor Bill Owens and Denver Mayor Wellington Webb address the crowd. **FEBRUARY 7** — The Broncos are represented in the annual AFC-NFC Pro Bowl in Honolulu by a franchise-record 10 players—safety Steve Atwater, running back Terrell Davis, kicker Jason Elam, quarterback John Elway, tackle Tony Jones, wide receiver Ed McCaffrey, center Tom Nalen, linebacker Bill Romanowski, guard Mark Schlereth and tight end Shannon Sharpe. Davis and Sharpe are unable to play in the game due to injury. **APRIL 10** — Chinese Premier Zhu Rongji visits the Paul D. Bowlen Memorial Broncos Centre as part of a nine-day U.S. tour to promote trade with China. The Premier requested the visit as one of the highlights of his trip, and said, "It is a pleasure to visit the home of the Broncos. They are the champions of American football." **MAY 2** — John Elway announces his retirement in a press conference at the Inverness Hotel and Golf Club in Englewood. **JUNE 6** — Broncos players, coaches and staff receive their Super Bowl rings in a private ceremony followed by a party at the Broadmoor in Colorado Springs, Colo. **AUGUST 7** — Denver defeats San Diego 20-17 in American Bowl '99 at Stadium Australia, in Sydney, Australia, site of the 2000 Summer Olympics. It is the first NFL game played on the Australian continent. **SEPTEMBER 13** — John Elway is inducted into the Denver Broncos Ring of Fame in a ceremony held at halftime of Denver's season-opening Monday night game vs. Miami. He is the 16th inductee into the prestigious group — the first since 1993 (Louis Wright) — and the first for whom the traditional five-year waiting period is waived. Elway's familiar No. 7 is also retired on this night, assuring that the number he wore for 16 brilliant seasons will never be worn again by a Bronco. **SEPTEMBER 26** — Broncos tight end Shannon Sharpe becomes the leading receiver in franchise history, catching five passes for 39 yards against Tampa Bay at Raymond James Stadium to surpass the previous standards held by Lionel Taylor (543-6,872). Sharpe finishes the day at 547 receptions and 6,897 yards. **OCTOBER 3** — Kicker Jason Elam becomes the Broncos' all-time leading scorer, surpassing Jim Turner (742 points) in Denver's game vs. the New York Jets at Mile High Stadium. Elam's seven points (2 field goals, 1 PAT) raise his career total to 748 points. **OCTOBER 17** — Denver has two players post 100 or more receiving yards in the same game for the first time in franchise history as Byron Chamberlain (123 yards) and Ed McCaffrey (116) both top the century mark in Denver's 31-10 defeat of Green at Mile High Stadium. **DECEMBER 19** — Denver linebacker Glenn Cadrez returns a fumble 37 yards for a touchdown in overtime to lift the Broncos over the Seattle Seahawks, 36-30. It is just the second overtime game in NFL history to be decided by a fumble return for a touchdown. In the contest, Jason Elam became the franchise's all-time leader in successful PATs and attempted field goals, passing Jim Turner in both categories.

2000

JANUARY 2 — Running back Olandis Gary sets franchise rookie rushing record by finishing the 1999 season with 1,159 yards on 276 carries. Also, wide receiver Rod Smith tops the 1,000-yard receiving mark for the third consecutive season—a franchise record—and rookie return man Chris Watson sets a franchise single-season record for kickoff returns (48) in Denver's season-finale vs. San Diego at Mile High Stadium. **FEBRUARY 6** — The Broncos are represented at the annual AFC-NFC Pro Bowl in Honolulu by center Tom Nalen, defensive tackle Trevor Pryce and fullback/special teams player Detron Smith. **MAY** — The Broncos conclude season ticket renewals and waiting list additions for 2000, leading to an anticipated 31st consecutive season of sellouts at Mile High Stadium. **SEPTEMBER 10** — The Broncos begin their final season of play at Mile High Stadium with a 42-14 win over Atlanta before a crowd of 75,466 in the home opener. **SEPTEMBER 17** — Broncos rookie running back Mike Anderson becomes just the ninth player in NFL history to rush for more than 100 yards in each of his first two NFL games, picking up 187 in a win at Oakland. He had 131 the previous week vs. Atlanta. **NOVEMBER 13** — Denver defeats Oakland 27-24 in the final *Monday Night Football* game at Mile High Stadium on a 41-yard field goal by Jason Elam as time expired. Overall, the Broncos were 15-6-1 in the 22 Monday night games played at Mile High from 1973-2000. **NOVEMBER 19** — The Broncos improve to 7-4 with the second-largest fourth-quarter comeback in franchise history, overcoming a 34-17 deficit to beat the San Diego Chargers 38-37. Quarterback Gus Frerotte, replacing the injured Brian Griese, broke Frank Tripucka's 38-year-old franchise passing record (447) with 462 passing yards and tied the team record with five touchdown passes. **DECEMBER 3** — Mike Anderson rushes for 251 yards in a 38-23 win at New Orleans to set an all-time NFL rookie rushing record for a single game. He also broke the franchise single-game rushing mark by posting the fourth best rushing yard by any player in NFL history, and set a Broncos record with four touchdowns in the game. Jason Elam also set an NFL

2001

2002

2003

2004

321

HISTORICAL HIGHLIGHTS, CONT.

2005

JANUARY 2 — Quarterback Jake Plummer brings his final season passing yards total to a franchise-record 4,089 yards in the regular-season finale against Indianapolis. In the same game, he ties John Elway's franchise record with 27 touchdown passes in a single season. Linebacker D.J. Williams becomes the first rookie in franchise history to lead the team in tackles with 114. The Broncos' offense yields a franchise-low 15.0 sacks, marking the third-fewest in the NFL for the year. The team earns its second consecutive trip to the postseason. **FEBRUARY 13** — Newcomers John Lynch and Champ Bailey both play in the Pro Bowl. **MARCH** — The renovation of the locker room at the team's headquarters, the Paul D. Bowlen Memorial Broncos Centre, is complete. **MAY** — The Broncos conclude season ticket renewals and waiting list additions for 2005, leading to an anticipated 36th consecutive season of home sellouts. **SEPTEMBER 26** — Wide receiver Rod Smith becomes the first undrafted player in NFL history to reach 10,000 career receiving yards with a 19-yard catch from Jake Plummer in the third quarter of a home *Monday Night Football* game against the Chiefs. **OCTOBER 16** — The Broncos tie an NFL record by not committing a turnover for the fourth consecutive game during their victory against New England. **NOVEMBER 24** — Jake Plummer's streak of consecutive passes without an interception ends at 229 attempts with a second-quarter interception at Dallas in the Broncos' 24-21 overtime win against the Cowboys on Thanksgiving Day. Plummer's 229 attempts without an interception lasted eight complete games and 34 quarters and was the fourth-longest in the NFL since 1996. **DECEMBER 11** — Mike Shanahan becomes the Broncos' all-time leader in career victories, collecting his 118th career win with Denver's 12-10 win against Baltimore at INVESCO Field at Mile High. Champ Bailey records an interception for the fifth consecutive game, setting a franchise record. **DECEMBER 17** — With a win at Buffalo, the Broncos clinch a playoff berth for the third consecutive season, tying for the longest streak of consecutive postseason appearances in franchise history. **DECEMBER 24** — The Broncos defeat the Oakland Raiders 22-3 on Dec. 24 at INVESCO Field at Mile High to post a perfect home record (8-0) for the fifth time in team history. The win also clinched the club's 10th division title and first since the 1998 season as well as the No. 2 seed in the AFC Playoffs. **DECEMBER 31** — Denver concludes the regular season with a 23-7 win at San Diego, putting the team's record at 13-3 to tie for the second-most wins in a season in franchise history. The Broncos finish the year with their second consecutive No. 5 NFL ranking in overall offense (360.4 ypg.) and post the second-highest rushing total (2,539 yds.) in club annals. Denver's run defense ranks second in the NFL (85.2 ypg.) and records the third-best single-season mark in team history. The Broncos finish the year ranked second in the NFL with a +20 turnover ratio and set a franchise record with a league-low 16 giveaways. Wide receiver Rod Smith totals his eighth 1,000-yard receiving season (1,105 yds.). The Broncos become only the third team in NFL history to have two 900-yard rushers (Mike Anderson, Tatum Bell), a 1,000-yard receiver (Rod Smith) and a 3,000-yard passer (Jake Plummer) in the same season.

2006

JANUARY 14 — The Broncos defeat the Patriots 27-13 in an AFC Divisional Playoff Game to mark the club's first postseason victory at INVESCO Field at Mile High and propel the team to the AFC Championship Game. The win, which was Denver's first in the postseason since defeating Atlanta to capture Super Bowl XXXIII on Jan. 31, 1999, ended the Patriots' NFL-record 10-game postseason winning streak and halted the title hopes of the two-time defending Super Bowl champions. Kicker Jason Elam becomes Denver's all-time postseason leader in points and field goals against the Patriots. In addition, the win gave Head Coach Mike Shanahan more postseason victories (8) than any coach in Broncos history. **JANUARY 22** — The Broncos host the Steelers in the AFC Championship Game at INVESCO Field at Mile High but lose 34-17, marking the club's first home loss in a conference championship game (4-1). **FEBRUARY 12** — Cornerback Champ Bailey, safety John Lynch, wide receiver Rod Smith and linebacker Al Wilson play in the Pro Bowl. Quarterback Jake Plummer was selected to play in the all-star game as an alternate but was unable to participate due to an injury. **FEBRUARY 22** — The Broncos extended the contract of General Manager Ted Sundquist through the 2008 season with an option for the 2009 campaign. **APRIL 29** — On the first day of the 2006 NFL Draft, the Broncos acquire the 11th overall pick from St. Louis (in exchange for the 15th overall pick and a 2006 third-round choice) and select highly touted Vanderbilt quarterback Jay Cutler. **MAY** — The Broncos conclude season ticket renewals and waiting list additions for 2006, leading to an anticipated 37th consecutive season of home sellouts. **SEPTEMBER 10** — In the Broncos' season opener at St. Louis, wide receiver Rod Smith becomes the 15th player in NFL history to record 800 career receptions. **OCTOBER 9** — Head Coach Mike Shanahan coaches his 200th career regular season game against Baltimore on *Monday Night Football* as the Broncos defeat the Ravens 13-3. Shanahan's 125 wins through his first 200 games tie for the third most by a coach in the Super Bowl era (since 1966). **OCTOBER 22** — By allowing only one touchdown in its 17-7 win at Cleveland, Denver becomes the first team since the 1934 Detroit Lions to allow two or fewer touchdowns through its first six games of a season. **NOVEMBER 5** — The Broncos play their 700th all-time regular season game at Pittsburgh and defeat the Steelers 31-20. **NOVEMBER 23** — The Broncos visit the Chiefs on Thanksgiving Night in the first-ever game broadcast live by NFL Network but suffer a 19-10 loss to Kansas City. **NOVEMBER 27** — Rookie Jay Cutler is named the Broncos' starting quarterback by Head Coach Mike Shanahan at a Monday press conference, replacing Jake Plummer. **DECEMBER 3** — Jay Cutler makes the first start of his career in a *Sunday Night Football* game against Seattle at INVESCO Field at Mile High. He completes 10-of-21 passes for 143 yards with two touchdowns and two interceptions as Denver loses to the Seahawks, 23-20. **DECEMBER 24** — With two touchdown passes against Cincinnati, Jay Cutler becomes the first rookie in NFL history to throw multiple touchdown passes in each of his first four games. **DECEMBER 31** — Denver concludes the regular season with a 26-23 overtime loss at home to San Francisco, ending the club's three-year streak of advancing to the playoffs. The Broncos finish the year with a 9-7 record, marking their fifth consecutive year with a winning record to tie for the longest such streak in franchise history. Cornerback Champ Bailey ties for the NFL lead with 10 interceptions, the second-highest total in franchise history, and leads the league with 11 takeaways as he finishes second in voting for NFL Defensive Player of the Year (Associated Press). Quarterback Jay Cutler posts the second-highest touchdown percentage (6.6) among NFL rookies since 1970 (min. 125 attempts). Running back Tatum Bell records the first 1,000-yard rushing season of his career with 1,025 rushing yards while running back Mike Bell posts the fourth-highest rushing total (677) by any undrafted rookie in the NFL since 1967. Kicker Jason Elam sets a franchise single-season record for field-goal accuracy (93.1%) by connecting on 27-of-29 attempts. Denver sets a franchise record for a 16-game season by committing only 67 penalties for a club all-time low of 478 yards.

2007

JANUARY 1 — Cornerback Darrent Williams, a 2005 second-round draft choice by the Broncos, dies at age 24. The entire football team travels by charter flight to Fort Worth, Texas, to attend his funeral on January 6. **FEBRUARY 10** — Cornerback Champ Bailey and safety John Lynch play in the Pro Bowl while linebacker Al Wilson, selected to the all-star game, does not play because of a thumb injury. **FEBRUARY 24** — Running back Damien Nash, a second-year player who completed his first season with the Broncos in 2006, dies at age 24. A large contingent of his teammates attends his funeral in St. Louis on March 5. **APRIL 10** — Broncos President and CEO Pat Bowlen is inducted into the Colorado Sports Hall of Fame. **APRIL 12** — Broncos safety John Lynch is named winner of the National Football League Players Association's Byron "Whizzer" White Award. **MAY** — The Broncos conclude season ticket renewals and waiting list additions for 2007, leading to an anticipated 38th consecutive season of home sellouts. **SEPTEMBER 23** — Terrell Davis is inducted into the Denver Broncos Ring of Fame in a ceremony held at halftime of Denver's game against Jacksonville. He is the 21st inductee into the prestigious group. **NOVEMBER 19** — In front of a national television audience on *Monday Night Football*, the Broncos score four touchdowns of at least 40 yards (2 pass, 1 rush, 1 punt return) in the same game for the first time in club history en route to defeating Tennessee 34-20. **DECEMBER 31** — The Broncos conclude their 2007 season with a 7-9 record following their 22-19 overtime victory at home against Minnesota. Denver's 7-9 record ended its club-record tying seven-year streak of posting at least a .500 winning percentage. Kicker Jason Elam's 30-yard field goal in overtime proves to be the game winner, making him the NFL's first kicker since the 1970 NFL merger to convert four game-winning walk-off field goals in the same year. Wide receiver Brandon Marshall totals his third 10-catch game (114 yds., 1 TD) in the last four weeks and finishes the year with the third-most receptions (102) by a second-year player in NFL history while posting the second and third-best respective single-season outputs for catches and receiving yards (1,325) by a Bronco in club annals. Selvin Young becomes the first undrafted player ever to lead Denver in rushing, posting the third-most rushing yards (729) by an undrafted rookie in NFL history.

2009

2010

2011

323

HISTORICAL HIGHLIGHTS, CONT.

2012

JANUARY 1 — Denver loses to the Kansas City Chiefs by a score of 7-3 but still manages to capture its first AFC West title and postseason berth in six seasons. The Broncos set a team record with 2,632 rushing yards on the season. **JANUARY 8** — Quarterback Tim Tebow finds wide receiver Demaryius Thomas for an 80-yard touchdown on the first play of overtime to give Denver a 29-23 win over the Pittsburgh Steelers in their AFC Wild Card matchup. Head Coach John Fox becomes just the third head coach since the 1970 merger to take over a team with four or fewer victories the season before and lead it to a division title and a playoff win in his first season. **JANUARY 11** — Former Broncos Owner Edgar Kaiser passes away at the age of 69. **JANUARY 14** — The Broncos fall to the New England Patriots 45-10 to end their 2011 season with an overall record of 9-9. **JANUARY 17** — Offensive tackle Ryan Clady and Willis McGahee are added to the AFC Pro Bowl roster and Matt Russell is promoted to director of player personnel after serving the previous three seasons as the club's director of college scouting. **JANUARY 28** — The Broncos name Jack Del Rio as the team's seventh defensive coordinator in seven seasons. **FEBRUARY 3** — Denver hires former agent Mike Sullivan as the team's director of football administration. **FEBRUARY 4** — Linebacker Von Miller is named NFL Defensive Rookie of the Year by the Associated Press to become the first Broncos player to win the award since linebacker Mike Croel in 1991. **MARCH 20** — The Broncos sign quarterback Peyton Manning, the only four-time MVP in NFL history. **MARCH 21** — Denver trades quarterback Tim Tebow to the New York Jets. **MAY** — The Broncos conclude season ticket renewals and waiting list additions for 2012, leading to an anticipated 43rd consecutive season of home sellouts. **MAY 7** — The Broncos and General Manager Brian Xanders part ways... Xanders had worked for the club since 2008 when he was hired as an assistant general manager... **MAY 17** — Former wide receiver Rod Smith is selected as the 23rd member of the Denver Broncos Ring of Fame... **SEPTEMBER 9** — Broncos win their season opener 31-19 over the Pittsburgh Steelers as Peyton Manning became the third (and fastest) player in NFL history to throw 400 touchdowns... **OCTOBER 15** — Tailing the San Diego Chargers 24-0 at halftime on *Monday Night Football*, the Broncos tie for the largest comeback in team history (and tie for the largest road comeback in NFL history) with a 35-24 win... **DECEMBER 26** — Five Broncos are named to the AFC Pro Bowl squad: cornerback Champ Bailey, tackle Ryan Clady, defensive end Elvis Dumervil, quarterback Peyton Manning and linebacker Von Miller... **DECEMBER 30** — Denver finishes the regular season with a 13-3 record and the AFC's No. 1 seed by completing a sweep of its AFC West opponents with a 38-3 win against the Kansas City Chiefs... Broncos Head Coach John Fox captures his 100th overall career win in the season finale and Denver ends the year on an 11-game win streak (all by 7+points to tie for the second-longest streak in league history).

2013

JANUARY 12 — Denver's season ends with a 38-35 overtime loss to the eventual Super Bowl-champion Baltimore Ravens in the coldest playoff game (13°) in team history... **JANUARY 17** — Quarterbacks Coach Adam Gase is promoted to offensive coordinator after former O.C. Mike McCoy is hired as head coach of the San Diego Chargers... **JANUARY 26** — Offensive guard Zane Beadles and wide receiver Demaryius Thomas are added to the Pro Bowl roster to represent the first such honor of each of their careers... **FEBRUARY 2** — Quarterback Peyton Manning is named Associated Press Comeback Player of the Year in addition to receiving first-team All-Pro honors... **MAY 7** — Tom Heckert is hired as the team's director of pro personnel... **SEPTEMBER 5** — The Broncos host the NFL Kickoff Game against the Super Bowl-champion Baltimore Ravens and avenge their loss to the club with a 49-27 win in which quarterback Peyton Manning ties an NFL record with seven passing touchdowns... **SEPTEMBER 27** — Ring of Fame Plaza is unveiled at Sports Authority Field at Mile High featuring pillars honoring each of the Ring's distinguished members... **NOVEMBER 4** — Head Coach John Fox undergoes a successful aortic valve replacement surgery after falling ill during the team's bye week. Defensive Coordinator Jack Del Rio is named the interim head coach and guides the Broncos to a 4-1 record during John Fox's recovery... **NOVEMBER 10** — The Broncos beat the Chargers 28-20 in Del Rio's debut as interim head coach and Owner Pat Bowlen earns his 300th career win to become the first owner in professional football history to reach 300 victories in 30 years... **NOVEMBER 19** — The Broncos break ground on a \$35 construction and renovation project at their team headquarters, including a new indoor practice facility west of the existing facility... **DECEMBER 8** — Head Coach John Fox returns to the sidelines during Denver's 51-28 wins against Tennessee that saw kicker Matt Prater boot an NFL-record 64-yard field goal... **DECEMBER 15** — Quarterback Peyton Manning is named *Sports Illustrated's* 2013 Sportsman of the Year... **DECEMBER 22** — The Broncos clinch their third consecutive AFC West title with a 37-13 win against Houston. Quarterback Peyton Manning breaks the single-season NFL record with his 51st passing touchdown of the season... **DECEMBER 29** — Denver closes out its regular season with a 34-14 win against Oakland. The Broncos end the year scoring the most points (606) in league history and Manning breaks the NFL single-season mark with 5,477 passing yards (and extends his single-season touchdown record to 55).

2014

JANUARY 19 — The Broncos earn their seventh Super Bowl trip in team history with a 26-16 win against New England in the AFC Championship Game. Peyton Manning becomes the third starting quarterback in NFL history to win a conference title with two different teams... **FEBRUARY 1** — Manning earns his NFL-record fifth Associated Press Most Valuable Player award... **FEBRUARY 2** — Head Coach John Fox becomes the sixth NFL coach to lead multiple teams to the Super Bowl as the Broncos find themselves on the losing end of a 43-8 game in Super Bowl XLVIII... **MAY 6** — Halfback/kicker Gene Mingo, wide receiver/returner Rick Upchurch and head coach Dan Reeves are elected as the newest members of the Broncos Ring of Fame... **JULY 23** — The Broncos announce that Owner Pat Bowlen has been privately battling Alzheimer's disease and is no longer able to be part of the team's daily operations... It is disclosed that the franchise is being held in a trust—the Pat Bowlen Trust—oversen by non-family trustees with President & CEO Joe Ellis continuing to operate the team with full authority on all matters... **OCTOBER 5** — Demaryius Thomas establishes a franchise record with 226 receiving yards against Arizona. Manning throws his 500th career touchdown pass to join Brett Favre in the exclusive 500 TD Club... **OCTOBER 9** — Manning throws three touchdowns against San Francisco to give him 509 for his career, passing Favre (508) for the most in NFL history... **DECEMBER 14** — Denver earns a 22-10 victory against San Diego to earn its fourth consecutive AFC West Division title. The game marks the Broncos' 12th straight divisional road win to tie for the longest such streak in league history... **DECEMBER 7** — Manning's streak of 51 consecutive games with at least one touchdown pass—the third-longest streak all-time—comes to an end in Denver's Week 14 win against Buffalo... **DECEMBER 23** — An NFL-high nine Broncos are initially selected to play in the 2015 Pro Bowl... **DECEMBER 28** — Denver closes out its regular season with a 47-14 win against Oakland to earn the AFC's No. 2 playoff seed.

2015

JANUARY 12 — The Broncos and Head Coach John Fox mutually part ways following Denver's 24-13 loss to Indianapolis in the AFC Divisional Playoffs... **JANUARY 19** — Former Broncos quarterback and offensive coordinator Gary Kubiak is named the 15th head coach in franchise history. Running back C.J. Anderson becomes the 11th Bronco to be named to the 2015 Pro Bowl, representing the most selections in a single year in team history... **MAY 13** — Broncos Owner Pat Bowlen is elected as the 28th member of the club's Ring of Fame... **SEPT. 13** — Denver beats Baltimore 19-13 in Week 1 to give Gary Kubiak a win in his Broncos debut as head coach... **SEPT. 17** — The Broncos earn a 31-24 win against the Kansas City Chiefs at Arrowhead Stadium for their NFL-record 13th consecutive divisional road win... **NOV. 1** — Denver (6-0) defeats the previously unbeaten Green Bay Packers (6-0), holding quarterback Aaron Rodgers to just 77 yards passing—the lowest total of his career... Quarterback Peyton Manning earns his 186th career regular-season win to tie Brett Favre for the most by a starting quarterback in NFL history... Broncos Owner Pat Bowlen is officially inducted as the 28th member of the team's Ring of Fame

2016

2017

2018

2019

2020

2021

325

ALL-TIME LOGOS



1960-61



1962-67



1968-96



1997-Pres.

ALL-TIME HELMETS



1960-61



1962-66



1967



1968-1996



1997-Pres.

ALL-TIME UNIFORMS



1960-61



1962-64



1965-66



1967



1968-96

Note: Through the years, there were minor variances in the team's official jerseys and helmets not depicted above.



Uniforms worn from 1968-96 had minor sock and jersey design variations in several seasons from the one displayed, which reflects the exact uniform worn in the late 1980s.

The Broncos switched back to orange jerseys (right) in 2012. The home navy jersey (left), which has been used since 1997, is still be worn as an alternate uniform by the team.



ALL-TIME RESULTS



ALL-TIME GAME RESULTS

(* indicates night game)

1960

HEAD COACH: Frank Filchock

PRESEASON (0-5)

Day/Date	Score	W/L	Opponent	Location	Attend.
Fri., Aug. 5*	6-43	L	Boston Patriots	Providence, R.I.	4,706
Sat., Aug. 13*	14-31	L	Buffalo Bills	Rochester, N.Y.	6,200
Sat., Aug. 20*	3-42	L	Houston Oilers	Jeppesen Stadium	19,500
Sat., Aug. 27*	0-48	L	Dallas Texans	Little Rock, Ark.	5,500
Sat., Sept. 3*	30-36	L	Los Angeles Chargers	Los Angeles Coliseum	21,516
	53-192				57,422

REGULAR SEASON (4-9-1 overall / 4th AFL West / 2-4-1 home / 2-5 away)

Day/Date	Score	W/L	Opponent	Location	Attend.	Temp.	Den. QB	Opp. QB
Fri., Sept. 9*	13-10	W	Boston Patriots	Boston Univ. Field	21,597	78°	Tripucka	Songin
Sun., Sept. 18	27-21	W	Buffalo Bills	War Memorial Stadium	15,229	62°	Tripucka	O'Connell
Fri., Sept. 23*	24-28	L	New York Titans	Polo Grounds	20,462	70°	Tripucka	Dorow
Sun., Oct. 2	31-14	W	Oakland Raiders	Bears Stadium	18,372	71°	Tripucka	Flores
Sun., Oct. 16	19-23	L	Los Angeles Chargers	Bears Stadium	19,141	57°	Tripucka	Kemp
Sun., Oct. 23	31-24	W	Boston Patriots	Bears Stadium	12,683	69°	Tripucka	Songin
Sun., Oct. 30	14-17	L	Dallas Texans	Bears Stadium	13,002	45°	Tripucka	Davidson
Sun., Nov. 6	25-45	L	Houston Oilers	Bears Stadium	14,489	53°	Tripucka	Blanda
Sun., Nov. 13	7-34	L	Dallas Texans	Cotton Bowl	21,000	68°	Tripucka	Davidson
Sun., Nov. 20	10-20	L	Houston Oilers	Jeppesen Stadium	20,778	68°	Tripucka	Lee
Sun., Nov. 27	38-38	T	Buffalo Bills	Bears Stadium	7,785	37°	Tripucka	O'Connell
Sun., Dec. 4	27-30	L	New York Titans	Bears Stadium	5,861	33°	Tripucka	Dorow
Sat., Dec. 10	33-41	L	Los Angeles Chargers	Los Angeles Coliseum	9,928	62°	Tripucka	Kemp
Sat., Dec. 17	10-48	L	Oakland Raiders	Candlestick Park	7,000	50°	Tripucka	Flores
(Bye Oct. 9)	309-393				207,327			

1961

HEAD COACH: Frank Filchock

PRESEASON (1-4)

Day/Date	Score	W/L	Opponent	Location	Attend.
Sat., Aug. 12*	13-31	L	Dallas Texans	Midland, Texas	10,000
Sat., Aug. 19*	48-21	W	Oakland Raiders	Spokane, Washington	6,500
Fri., Aug. 25*	27-29	L	Dallas Texans	Fort Worth, Texas	21,710
Fri., Sept. 1*	10-42	L	Houston Oilers	Mobile, Alabama	10,087
Mon., Sept. 4	12-49	L	Oakland Raiders	Candlestick Park	6,300
	110-172				54,597

REGULAR SEASON (3-11 overall / 3rd AFL West / 2-5 home / 1-6 away)

Day/Date	Score	W/L	Opponent	Location	Attend.	Temp.	Den. QB	Opp. QB
Sun., Sept. 10	22-10	W	Buffalo Bills	War Memorial Stadium	16,636	85°	Tripucka	O'Connell
Sat., Sept. 16*	17-45	L	Boston Patriots	Boston Univ. Field	14,479	65°	Tripucka	Parilli
Sun., Sept. 24	28-35	L	New York Titans	Polo Grounds	14,381	80°	Tripucka	Dorow
Sun., Oct. 1	19-33	L	Oakland Raiders	Candlestick Park	8,361	73°	Herring	Flores
Sun., Oct. 8	12-19	L	Dallas Texans	Bears Stadium	14,500	44°	Tripucka	Davidson
Sun., Oct. 15	27-24	W	Oakland Raiders	Bears Stadium	11,129	75°	Tripucka	Flores
Sun., Oct. 22	27-10	W	New York Titans	Bears Stadium	12,508	57°	Tripucka	Dorow
Sun., Oct. 29	0-37	L	San Diego Chargers	Balboa Stadium	32,584	66°	Tripucka	Kemp
Sun., Nov. 5	14-55	L	Houston Oilers	Bears Stadium	11,564	35°	Tripucka	Blanda
Sun., Nov. 12	16-19	L	San Diego Chargers	Bears Stadium	7,859	30°	Tripucka	Kemp
Sun., Nov. 19	10-23	L	Buffalo Bills	Bears Stadium	7,645	29°	Tripucka	Green
Sun., Nov. 26	14-45	L	Houston Oilers	Jeppesen Stadium	27,874	80°	Herring	Blanda
Sun., Dec. 3	24-28	L	Boston Patriots	Bears Stadium	9,303	55°	Herring	Songin
Sun., Dec. 10	21-49	L	Dallas Texans	Cotton Bowl	8,000	50°	Herring	Davidson
(Bye Dec. 17)	251-432				196,823			

1962

HEAD COACH: Jack Faulkner

PRESEASON (2-2)

Day/Date	Score	W/L	Opponent	Location	Attend.
Fri., Aug. 10*	17-33	L	Houston Oilers	Atlanta, Ga.	11,500
Sat., Aug. 18*	24-31	L	San Diego Chargers	Balboa Stadium	19,168
Fri., Aug. 24*	27-24	W	Dallas Texans	Fort Worth, Texas	18,000
Fri., Aug. 31*	41-12	W	Oakland Raiders	Stockton, Calif.	5,000
	109-100				53,668

REGULAR SEASON (7-7 overall / 2nd AFL West / 3-4 home / 4-3 away)

Day/Date	Score	W/L	Opponent	Location	Attend.	Temp.	Den. QB	Opp. QB
Fri., Sept. 7*	30-21	W	San Diego Chargers	Univ. of Denver Stadium	28,000	70°	Tripucka	Kemp
Sat., Sept. 15*	23-20	W	Buffalo Bills	War Memorial Stadium	30,577	60°	Tripucka	Dorow
Fri., Sept. 21*	16-41	L	Boston Patriots	Boston Univ. Field	21,038	50°	Tripucka	Parilli
Sun., Sept. 30	32-10	W	New York Titans	Polo Grounds	17,213	66°	Tripucka	Grosscup
Fri., Oct. 5*	44-7	W	Oakland Raiders	Bears Stadium	22,452	56°	Shaw	Davidson
Sun., Oct. 14	23-6	W	Oakland Raiders	Frank Youell Field	7,000	60°	Tripucka	Davidson
Sun., Oct. 21	20-10	W	Houston Oilers	Bears Stadium	34,496	72°	Tripucka	Blanda
Sun., Oct. 28	38-45	L	Buffalo Bills	Bears Stadium	26,051	59°	Tripucka	Rabb
Sun., Nov. 4	23-20	W	San Diego Chargers	Balboa Stadium	20,827	63°	Tripucka	Hadl
Sun., Nov. 11	29-33	L	Boston Patriots	Bears Stadium	28,187	57°	Tripucka	Parilli
Sun., Nov. 18	3-24	L	Dallas Texans	Bears Stadium	23,523	26°	Tripucka	Dawson
Thu., Nov. 22	45-46	L	New York Titans	Bears Stadium	15,776	43°	Tripucka	Green
Sun., Dec. 2	17-34	L	Houston Oilers	Jeppesen Stadium	30,650	70°	Tripucka	Blanda
Sun., Dec. 9	10-17	L	Dallas Texans	Cotton Bowl	19,137	51°	Tripucka	Dawson
(Bye Dec. 16)	353-334				324,927			

1963

HEAD COACH: Jack Faulkner

PRESEASON (2-3)

Day/Date	Score	W/L	Opponent	Location	Attend.	Temp.	Den. QB	Opp. QB
Sat., Aug. 3*	27-10	W	Houston Oilers	Univ. of Denver Stadium	11,445	62°	Slaughter	Blanda
Sun., Aug. 11	19-35	L	Oakland Raiders	Frank Youell Field	9,655	68°	Wood	Davidson
Sat., Aug. 17*	31-25	W	San Diego Chargers	Univ. of Denver Stadium	11,135	65°	Trippucka	Hadl
Fri., Aug. 23*	16-30	L	Kansas City Chiefs	Municipal Stadium	6,865	92°	Shaw	Dawson
Sat., Aug. 31*	14-21	L	Buffalo Bills	Winston-Salem, N.C.	7,000	78°	Trippucka	Kemp
	107-121				46,100			

REGULAR SEASON (2-11-1 overall / 4th AFL West / 2-5 home / 0-6-1 away)

Day/Date	Score	W/L	Opponent	Location	Attend.	Temp.	Den. QB	Opp. QB
Sat., Sept. 7*	7-59	L	Kansas City Chiefs	Univ. of Denver Stadium	21,115	70°	Trippucka	Dawson
Sat., Sept. 14*	14-20	L	Houston Oilers	Jeppesen Stadium	23,147	78°	Trippucka	Blanda
Sun., Sept. 29	14-10	W	Boston Patriots	Bears Stadium	18,636	76°	Slaughter	Parilli
Sun., Oct. 6	50-34	W	San Diego Chargers	Bears Stadium	18,428	80°	McCormick	Rote
Sun., Oct. 13	24-33	L	Houston Oilers	Bears Stadium	24,087	77°	McCormick	Blanda
Fri., Oct. 18*	21-40	L	Boston Patriots	Fenway Park	25,418	64°	Slaughter	Parilli
Sat., Oct. 26*	35-35	T	New York Jets	Polo Grounds	20,377	69°	Slaughter	Wood
Sun., Nov. 3	28-30	L	Buffalo Bills	Bears Stadium	19,424	51°	Slaughter	Kemp
Sat., Nov. 9*	17-27	L	Buffalo Bills	War Memorial Stadium	30,989	46°	Breaux	Kemp
Sun., Nov. 17	9-14	L	New York Jets	Bears Stadium	14,247	36°	Slaughter	Wood
Thu., Nov. 28	10-26	L	Oakland Raiders	Bears Stadium	14,763	40°	McCormick	Flores
Sun., Dec. 8	21-52	L	Kansas City Chiefs	Municipal Stadium	17,443	36°	Slaughter	Dawson
Sun., Dec. 15	31-35	L	Oakland Raiders	Frank Youell Field	15,223	44°	Slaughter	Flores
Sun., Dec. 22	20-58	L	San Diego Chargers	Balboa Stadium	31,312	69°	Breaux	Rote
(Bye Sept. 22)	301-473				298,213			

1964

HEAD COACH: Jack Faulkner (4 games) & Mac Speedie (10 games)

PRESEASON (2-3)

Day/Date	Score	W/L	Opponent	Location	Attend.	Temp.	Den. QB	Opp. QB
Sat., Aug. 8*	20-34	L	San Diego Chargers	Balboa Stadium	26,293	72°	Slaughter	Rote
Fri., Aug. 14*	7-20	L	Oakland Raiders	Bears Stadium	13,545	78°	McCormick	Davidson
Thu., Aug. 20*	32-20	W	Houston Oilers	Jeppesen Stadium	32,127	80°	Lee	Blanda
Fri., Aug. 28*	10-14	L	Kansas City Chiefs	Farrington Field, Fort Worth, Texas	19,500	88°	Lee	Wilson
Sat., Sept. 5*	27-17	W	Boston Patriots	Univ. of Denver Stadium	20,568	76°	Lee	Parilli
	96-105				112,033			

REGULAR SEASON (2-11-1 overall / 4th AFL West / 2-4-1 home / 0-7-1 away)

Day/Date	Score	W/L	Opponent	Location	Attend.	Temp.	Den. QB	Opp. QB
Sat., Sept. 12*	6-30	L	New York Jets	Shea Stadium	45,665	64°	Lee	Wood
Sun., Sept. 20	13-30	L	Buffalo Bills	War Memorial Stadium	28,501	65°	Lee	Kemp
Sat., Sept. 27	17-38	L	Houston Oilers	Bears Stadium	22,651	63°	Lee	Blanda
Sun., Oct. 4	10-39	L	Boston Patriots	Bears Stadium	15,485	59°	Lee	Parilli
— Jack Faulkner out, Mac Speedie in as head coach —								
Sun., Oct. 11	33-27	W	Kansas City Chiefs	Bears Stadium	16,285	54°	Lee	Dawson
Sun., Oct. 18	14-42	L	San Diego Chargers	Balboa Stadium	23,332	73°	Lee	Hadl
Sun., Oct. 25	7-40	L	Oakland Raiders	Frank Youell Field	17,858	54°	Lee	Davidson
Sun., Nov. 1	39-49	L	Kansas City Chiefs	Municipal Stadium	15,053	73°	Slaughter	Dawson
Sun., Nov. 8	20-31	L	San Diego Chargers	Bears Stadium	19,670	73°	Lee	Hadl
Sun., Nov. 15	20-16	W	New York Jets	Bears Stadium	11,309	25°	Lee	Wood
Fri., Nov. 20*	7-12	L	Boston Patriots	Fenway Park	24,979	52°	Lee	Parilli
Sun., Nov. 29	20-20	T	Oakland Raiders	Bears Stadium	15,958	35°	Slaughter	Flores
Sun., Dec. 13	19-30	L	Buffalo Bills	Bears Stadium	14,431	38°	Slaughter	Lamonica
Sun., Dec. 20	15-34	L	Houston Oilers	Jeppesen Stadium	15,839	52°	Slaughter	Blanda
(Bye Dec. 6)	240-438				285,003			

1965

HEAD COACH: Mac Speedie

PRESEASON (1-4)

Day/Date	Score	W/L	Opponent	Location	Attend.	Temp.	Den. QB	Opp. QB
Sat., Aug. 7*	24-30	L	Kansas City Chiefs	Univ. of Denver Stadium	17,707	77°	Slaughter	Dawson
Sat., Aug. 14*	27-17	W	Oakland Raiders	Univ. of Utah Stadium, S.L.C., Utah	18,000	68°	McCormick	Flores
Sat., Aug. 21*	6-21	L	San Diego Chargers	Univ. of Denver Stadium	18,913	62°	Lee	Breaux
Sat., Aug. 28*	3-25	L	Houston Oilers	Alamo Stadium, San Antonio, Texas	12,666	88°	Slaughter	Trull
Sat., Sept. 4*	20-30	L	Oakland Raiders	Hughes Stadium, Sacramento, Calif.	14,550	70°	McCormick	Flores
	80-123				81,836			

REGULAR SEASON (4-10 overall / 4th AFL West / 2-5 home / 2-5 away)

Day/Date	Score	W/L	Opponent	Location	Attend.	Temp.	Den. QB	Opp. QB
Sat., Sept. 11*	31-34	L	San Diego Chargers	Balboa Stadium	27,022	65°	Slaughter	Hadl
Sun., Sept. 19	15-10	L	Buffalo Bills	Bears Stadium	30,682	46°	Slaughter	Kemp
Fri., Sept. 24*	27-10	W	Boston Patriots	Fenway Park	26,782	69°	Slaughter	Parilli
Sun., Oct. 3	16-13	W	New York Jets	Bears Stadium	34,988	83°	McCormick	Namath
Sun., Oct. 10	23-31	L	Kansas City Chiefs	Bears Stadium	31,001	79°	Slaughter	Beathard
Sun., Oct. 17	28-17	W	Houston Oilers	Bears Stadium	32,492	56°	McCormick	Blanda
Sun., Oct. 24	13-31	L	Buffalo Bills	War Memorial Stadium	45,046	40°	McCormick	Kemp
Sun., Oct. 31	10-45	L	New York Jets	Shea Stadium	53,717	72°	Slaughter	Taliaferro
Sun., Nov. 7	21-35	L	San Diego Chargers	Bears Stadium	33,073	63°	Slaughter	Hadl
Sun., Nov. 14	31-21	W	Houston Oilers	Rice Stadium	28,126	76°	McCormick	Blanda
Sun., Nov. 21	20-28	L	Oakland Raiders	Bears Stadium	30,369	52°	McCormick	Flores
Sun., Dec. 5	13-24	L	Oakland Raiders	Frank Youell Field	19,023	51°	Slaughter	Flores
Sun., Dec. 12	20-28	L	Boston Patriots	Bears Stadium	27,207	44°	Lee	Parilli
Sun., Dec. 19	35-45	L	Kansas City Chiefs	Municipal Stadium	14,421	48°	McCormick	Dawson
(Bye Nov. 28)	303-392				435,778			

1966

HEAD COACH: Mac Speedie (2 games) & Ray Malavasi (12 games)

PRESEASON (1-3)

Day/Date	Score	W/L	Opponent	Location	Attend.	Temp.	Den. QB	Opp. QB
Sat., Aug. 6*	30-32	L	Kansas City Chiefs	Univ. of Denver Stadium	17,771	80°	Slaughter	Dawson
Fri., Aug. 12*	3-25	L	Buffalo Bills	War Memorial Stadium	30,476	63°	Slaughter	Lamonica
Wed., Aug. 24*	28-16	W	Miami Dolphins	Memphis, Tenn.	18,442	68°	McCormick	Wilson, E.
Sun., Aug. 28	21-52	L	Oakland Raiders	Bears Stadium	14,074	84°	McCormick	Davidson
	82-126				80,763			

REGULAR SEASON (4-10 overall / 4th AFL West / 3-4 home / 1-6 away)

Day/Date	Score	W/L	Opponent	Location	Attend.	Temp.	Den. QB	Opp. QB
Sat., Sept. 3*	7-45	L	Houston Oilers	Rice Stadium	30,156	85°	Slaughter	Blanda
Sun., Sept. 18	10-24	L	Boston Patriots	Bears Stadium	25,337	70°	McCormick	Parilli
— Mac Speedie out, Ray Malavasi in as head coach —								
Sun., Sept. 25	7-16	L	New York Jets	Bears Stadium	29,878	77°	McCormick	Namath
Sun., Oct. 2	40-38	W	Houston Oilers	Bears Stadium	27,203	77°	McCormick	Blanda
Sat., Oct. 8*	10-37	L	Kansas City Chiefs	Municipal Stadium	33,929	71°	McCormick	Dawson
Sun., Oct. 16	7-24	L	Miami Dolphins	Orange Bowl	23,393	82°	McCormick	Wilson
Sun., Oct. 23	10-56	L	Kansas City Chiefs	Bears Stadium	26,196	58°	Choboian	Dawson
Sun., Oct. 30	17-24	L	San Diego Chargers	Balboa Stadium	25,819	71°	Choboian	Hadl
Sun., Nov. 6	17-10	W	Boston Patriots	Fenway Park	18,154	42°	Choboian	Parilli
Sun., Nov. 20	3-17	L	Oakland Raiders	Bears Stadium	26,703	65°	Choboian	Flores
Sun., Nov. 27	20-17	W	San Diego Chargers	Bears Stadium	24,860	45°	Choboian	Tensi
Sun., Dec. 4	17-7	W	Miami Dolphins	Bears Stadium	32,592	49°	Choboian	Wood
Sun., Dec. 11	10-28	L	Oakland Raiders	Oakland-Alameda County Coliseum	31,765	55°	Choboian	Flores
Sun., Dec. 18	21-38	L	Buffalo Bills	War Memorial Stadium	40,538	39°	Glacken	Kemp
(Bye Sept. 11 & Nov. 13)	196-381				395,997			

1967

HEAD COACH: Lou Saban

PRESEASON (3-1)

Day/Date	Score	W/L	Opponent	Location	Attend.	Temp.	Den. QB	Opp. QB
Sat., July 29*	2-19	L	Miami Dolphins	Rubber Bowl, Akron, Ohio	7,000	73°	Kent	Norton
Sat., Aug. 5*	13-7	W	Detroit Lions (NFL)	Univ. of Denver Stadium	21,228	75°	Glacken	Sweetan
Fri., Aug. 18*	14-3	W	Minnesota Vikings (NFL)	Univ. of Denver Stadium	31,850	64°	Choboian	VanderKellen
Sun., Aug. 27	21-17	W	Oakland Raiders	North Platte, Neb.	6,500	88°	Tensi	Lamonica
	50-46				66,578			

REGULAR SEASON (3-11 overall / 4th AFL West / 1-6 home / 2-5 away)

Day/Date	Score	W/L	Opponent	Location	Attend.	Temp.	Den. QB	Opp. QB
Sun., Sept. 3	26-21	W	Boston Patriots	Bears Stadium	35,488	82°	Tensi	Parilli
Sun., Sept. 10	0-51	L	Oakland Raiders	Oakland-Alameda County Coliseum	25,423	73°	Tensi	Lamonica
Sun., Sept. 17	21-35	L	Miami Dolphins	Orange Bowl	29,381	86°	Tensi	Stofa
Sun., Sept. 24	24-38	L	New York Jets	Bears Stadium	35,365	84°	Tensi	Namath
Sun., Oct. 1	6-10	L	Houston Oilers	Rice Stadium	21,798	80°	Tensi	Davis
Sun., Oct. 8	16-17	L	Buffalo Bills	Bears Stadium	35,188	68°	Leclair	Kemp
Sun., Oct. 22	21-38	L	San Diego Chargers	Bears Stadium	34,464	72°	Tensi	Hadl
Sun., Oct. 29	9-52	L	Kansas City Chiefs	Municipal Stadium	44,002	64°	Tensi	Dawson
Sun., Nov. 5	17-21	L	Oakland Raiders	Bears Stadium	29,043	39°	Tensi	Lamonica
Sun., Nov. 12	18-20	L	Houston Oilers	Bears Stadium	30,392	61°	Leclair	Beathard
Sun., Nov. 19	21-20	W	Buffalo Bills	War Memorial Stadium	30,891	33°	Tensi	Kemp
Thu., Nov. 23*	20-24	L	San Diego Chargers	San Diego Stadium	34,586	70°	Tensi	Hadl
Sun., Dec. 3	33-24	W	New York Jets	Shea Stadium	61,615	51°	Tensi	Namath
Sun., Dec. 17	24-38	L	Kansas City Chiefs	Bears Stadium	31,660	41°	Tensi	Dawson
(Bye Oct. 15 & Dec. 10)	256-409				479,497			

1968

HEAD COACH: Lou Saban

PRESEASON (1-4)

Day/Date	Score	W/L	Opponent	Location	Attend.	Temp.	Den. QB	Opp. QB
Sat., Aug. 10*	15-13	W	Cincinnati Bengals	Univ. of Denver Stadium	13,841	55°	Tensi	Stofa
Sat., Aug. 17*	16-39	L	Minnesota Vikings (NFL)	Univ. of Denver Stadium	20,901	77°	Tensi	Cuzzo
Fri., Aug. 23*	6-22	L	San Francisco 49ers (NFL)	Univ. of Denver Stadium	22,254	72°	Tensi	Brodie
Fri., Aug. 30*	3-6	L	San Diego Chargers	Alamo Stadium, San Antonio, Texas	10,328	82°	Leclair	Hadl
Sat., Sept. 7*	7-23	L	Oakland Raiders	Portland, Ore.	18,031	74°	McCormick	Lamonica
	47-103				85,355			

REGULAR SEASON (5-9 overall / 4th AFL West / 3-4 home / 2-5 away)

Day/Date	Score	W/L	Opponent	Location	Attend.	Temp.	Den. QB	Opp. QB
Sun., Sept. 15	10-24	L	Cincinnati Bengals	Nippert Stadium	25,049	83°	McCormick	Stofa
Sun., Sept. 22	2-34	L	Kansas City Chiefs	Municipal Stadium	45,821	80°	Leclair	Dawson
Sun., Sept. 29	17-20	L	Boston Patriots	Bears Stadium	37,024	60°	Leclair	Taliaferro
Sun., Oct. 6	10-7	W	Cincinnati Bengals	Bears Stadium	41,257	72°	Briscoe	Stofa
Sun., Oct. 13	21-13	W	New York Jets	Shea Stadium	62,052	70°	Tensi	Namath
Sun., Oct. 20	24-55	L	San Diego Chargers	San Diego Stadium	42,953	73°	Tensi	Hadl
Sun., Oct. 27	21-14	W	Miami Dolphins	Bears Stadium	44,115	56°	Tensi	Griese
Sun., Nov. 3	35-14	W	Boston Patriots	Fenway Park	18,304	58°	Tensi	Taliaferro
Sun., Nov. 10	7-43	L	Oakland Raiders	Bears Stadium	50,002	38°	Tensi	Blanda
Sun., Nov. 17	17-38	L	Houston Oilers	Astrodome	36,075	Ind.	Tensi	Beathard
Sun., Nov. 24	34-32	W	Buffalo Bills	Bears Stadium	35,201	50°	Briscoe	Rutkowski
Sun., Dec. 1	23-47	L	San Diego Chargers	Bears Stadium	35,212	40°	Briscoe	Hadl
Sun., Dec. 8	27-33	L	Oakland Raiders	Oakland-Alameda County Coliseum	47,754	54°	Briscoe	Lamonica
Sat., Dec. 14	7-30	L	Kansas City Chiefs	Bears Stadium	38,463	51°	Briscoe	Dawson
(Bye Sept. 8)	255-404				559,382			

1969

HEAD COACH: Lou Saban

PRESEASON (1-4)

Day/Date	Score	W/L	Opponent	Location	Attend.	Temp.	Den. QB	Opp. QB
Sat., Aug. 9*	6-26	L	Minnesota Vikings (NFL)	Metropolitan Stadium	45,916	81°	Tensi	Kapp
Sat., Aug. 16*	22-28	L	New Orleans Saints (NFL)	Mile High Stadium	28,356	76°	Liske	Kilmer
Sat., Aug. 23*	19-15	W	San Francisco 49ers (NFL)	Mile High Stadium	33,161	75°	Tensi	Brodie
Sat., Aug. 31	10-26	L	Boston Patriots	Jacksonville, Fla.	18,375	87°	Tensi	Taliaferro
Sat., Sept. 6*	11-13	L	Cincinnati Bengals	Nippert Stadium	24,020	80°	Tensi	Cook
	68-108				149,828			

REGULAR SEASON (5-8-1 overall / 4th AFL West / 4-2-1 home / 1-6 away)

Day/Date	Score	W/L	Opponent	Location	Attend.	Temp.	Den. QB	Opp. QB
Sun., Sept. 14	35-7	W	Boston Patriots	Mile High Stadium	43,482	79°	Tensi	Taliaferro
Sun., Sept. 21	21-19	W	New York Jets	Mile High Stadium	50,583	76°	Tensi	Namath
Sun., Sept. 28	28-41	L	Buffalo Bills	War Memorial Stadium	40,302	57°	Liske	Kemp
Sun., Oct. 5	13-26	L	Kansas City Chiefs	Mile High Stadium	50,564	40°	Tensi	Livingston
Sun., Oct. 12	14-24	L	Oakland Raiders	Mile High Stadium	49,511	22°	Tensi	Lamonica
Sun., Oct. 19	30-23	W	Cincinnati Bengals	Nippert Stadium	27,920	70°	Tensi	Wyche
Sun., Oct. 26	21-24	L	Houston Oilers	Astrodome	45,348	Ind.	Tensi	Beathard
Sun., Nov. 2	13-0	W	San Diego Chargers	Mile High Stadium	45,511	32°	Tensi	Hadl
Sun., Nov. 9	10-41	L	Oakland Raiders	Oakland-Alameda County Coliseum	54,416	69°	Tensi	Lamonica
Sun., Nov. 16	20-20	T	Houston Oilers	Mile High Stadium	45,002	57°	Tensi	Trull
Sun., Nov. 23	24-45	L	San Diego Chargers	San Diego Stadium	34,664	75°	Tensi	Domres
Thu., Nov. 27	17-31	L	Kansas City Chiefs	Municipal Stadium	48,773	37°	Tensi	Dawson
Sun., Dec. 7	24-27	L	Miami Dolphins	Orange Bowl	25,332	75°	Tensi	Norton
Sun., Dec. 14	27-16	W	Cincinnati Bengals	Mile High Stadium	42,198	64°	Liske	Cook
	297-344				603,606			

1970

HEAD COACH: Lou Saban

PRESEASON (3-2)

Day/Date	Score	W/L	Opponent	Location	Attend.	Temp.	Den. QB	Opp. QB
Sat., Aug. 15*	26-16	W	St. Louis Cardinals	Mile High Stadium	36,327	68°	Liske	Hart
Sat., Aug. 22*	7-24	L	Baltimore Colts	Mile High Stadium	42,499	76°	Liske	Unitas
Sat., Aug. 29*	7-23	L	San Francisco 49ers	Autzen Stadium, Eugene, Ore.	26,238	70°	Liske	Brodie
Sat., Sept. 5*	30-17	W	Chicago Bears	Mile High Stadium	42,373	71°	Liske	Douglas
Fri., Sept. 11*	16-14	W	Boston Patriots	Ute Stadium, Salt Lake City, Utah	17,832	79°	Liske	Taliaferro
	86-94				165,269			

REGULAR SEASON (5-8-1 overall / 4th AFC West (1-4-1 Div.) / 3-3-1 home / 2-5 away)

Day/Date	Score	W/L	Opponent	Location	Attend.	Temp.	Den. QB	Opp. QB
Sun., Sept. 20	25-10	W	Buffalo Bills	War Memorial Stadium	34,882	75°	Liske	Darragh
Sun., Sept. 27	16-13	W	Pittsburgh Steelers	Mile High Stadium	50,705	64°	Liske	Bradshaw
Sun., Oct. 4	26-13	W	Kansas City Chiefs	Mile High Stadium	50,705	79°	Liske	Dawson
Sun., Oct. 11	23-35	L	Oakland Raiders	Oakland-Alameda County Coliseum	54,436	62°	Liske	Lamonica
Sun., Oct. 18	24-10	W	Atlanta Falcons	Mile High Stadium	50,705	61°	Liske	Berry
Sun., Oct. 25	14-19	L	San Francisco 49ers	Kezar Stadium	39,515	58°	Liske	Brodie
Sun., Nov. 1	3-19	L	Washington Redskins	Mile High Stadium	50,705	40°	Liske	Jurgensen
Sun., Nov. 8	21-24	L	San Diego Chargers	San Diego Stadium	48,327	70°	Tensi	Hadl
Sun., Nov. 15	19-24	L	Oakland Raiders	Mile High Stadium	50,959	50°	Tensi	Lamonica
Sun., Nov. 22	31-6	W	New Orleans Saints	Tulane Stadium	66,837	72°	Liske	Kilmer
Sun., Nov. 29	21-31	L	Houston Oilers	Astrodome	35,733	Ind.	Liske	Johnson, C.
Sun., Dec. 6	0-16	L	Kansas City Chiefs	Municipal Stadium	50,454	38°	Pastrana	Dawson
Sun., Dec. 13	17-17	T	San Diego Chargers	Mile High Stadium	50,959	48°	Pastrana	Hadl
Sun., Dec. 20	13-27	L	Cleveland Browns	Mile High Stadium	51,001	40°	Pastrana	Nelsen
	253-264				685,923			

1971

HEAD COACH: Lou Saban (9 games) & Jerry Smith (5 games)

PRESEASON (1-4)

Day/Date	Score	W/L	Opponent	Location	Attend.	Temp.	Den. QB	Opp. QB
Sat., Aug. 14*	13-17	L	Washington Redskins	Mile High Stadium	42,561	69°	Horn	Jurgensen
Sat., Aug. 21*	10-27	L	Atlanta Falcons	Memorial Stadium, Memphis, Tenn.	22,474	85°	Horn	Berry
Sat., Aug. 28*	17-33	L	San Francisco 49ers	Joe Albi Stadium, Spokane, Wash.	33,184	80°	Horn	Spurrier
Sat., Sept. 4*	14-7	W	Minnesota Vikings	Mile High Stadium	43,000	63°	Horn	Snead
Sun., Sept. 12*	17-33	L	Chicago Bears	Soldier Field	47,215	64°	Horn	Concannon
	71-117				188,434			

REGULAR SEASON (4-9-1 overall / 4th AFC West (1-5 Div.) / 2-4-1 home / 2-5 away)

Day/Date	Score	W/L	Opponent	Location	Attend.	Temp.	Den. QB	Opp. QB
Sun., Sept. 19	10-10	T	Miami Dolphins	Mile High Stadium	51,228	49°	Horn	Griese
Sun., Sept. 26	13-34	L	Green Bay Packers	Millwaukee County Stadium	47,957	59°	Horn	Hunter
Sun., Oct. 3	3-16	L	Kansas City Chiefs	Mile High Stadium	51,200	64°	Horn	Dawson
Sun., Oct. 10	16-27	L	Oakland Raiders	Mile High Stadium	51,200	82°	Horn	Lamonica
Sun., Oct. 17	20-16	W	San Diego Chargers	Mile High Stadium	51,200	62°	Horn	Hadl
Sun., Oct. 24	27-0	W	Cleveland Browns	Cleveland Stadium	75,674	60°	Horn	Nelsen
Sun., Oct. 31	16-17	L	Philadelphia Eagles	Veterans Stadium	65,358	63°	Horn	Arrington
Sun., Nov. 7	20-24	L	Detroit Lions	Mile High Stadium	51,200	58°	Horn	Landry
Sun., Nov. 14	10-24	L	Cincinnati Bengals	Mile High Stadium	51,200	56°	Horn	Carter
— Lou Saban out, Jerry Smith in as head coach —								
Sun., Nov. 21	10-28	L	Kansas City Chiefs	Municipal Stadium	49,945	41°	Ramsey	Dawson
Sun., Nov. 28	22-10	W	Pittsburgh Steelers	Three Rivers Stadium	39,710	42°	Ramsey	Bradshaw
Sun., Dec. 5	6-3	W	Chicago Bears	Mile High Stadium	51,200	50°	Ramsey	Dougllass
Sun., Dec. 12	17-45	L	San Diego Chargers	San Diego Stadium	44,347	63°	Ramsey	Hadl
Sun., Dec. 19	13-21	L	Oakland Raiders	Oakland-Alameda County Coliseum	54,651	48°	Ramsey	Lamonica
	203-275				736,042			

1972

HEAD COACH: John Ralston

PRESEASON (2-3)

Day/Date	Score	W/L	Opponent	Location	Attend.	Temp.	Den. QB	Opp. QB
Fri., Aug. 11*	0-41	L	Washington Redskins	RFK Stadium	46,043	75°	Horn	Kilmer
Sat., Aug. 19*	13-17	L	St. Louis Cardinals	Busch Stadium	34,506	87°	Ramsey	Cuozzo
Sun., Aug. 27	27-24	W	San Francisco 49ers	Candlestick Park	58,115	69°	Johnson	Brodie
Sat., Sept. 2*	49-24	W	New England Patriots	Mike High Stadium	37,128	64°	Ramsey	Plunkett
Sun., Sept. 10	13-20	L	Baltimore Colts	Mike High Stadium	49,605	80°	Johnson	Unitas
	102-126				225,397			

REGULAR SEASON (5-9 overall / 3rd AFC West (2-4 Div.) / 3-4 home / 2-5 away)

Day/Date	Score	W/L	Opponent	Location	Attend.	Temp.	Den. QB	Opp. QB
Sun., Sept. 17	30-17	W	Houston Oilers	Mike High Stadium	51,656	84°	Ramsey	Pastorini
Sun., Sept. 24	14-37	L	San Diego Chargers	San Diego Stadium	49,048	70°	Ramsey	Hadl
Sun., Oct. 1	24-45	L	Kansas City Chiefs	Mike High Stadium	51,656	80°	Ramsey	Dawson
Sun., Oct. 8	10-21	L	Cincinnati Bengals	Riverfront Stadium	55,812	67°	Ramsey	Anderson
Sun., Oct. 15	20-23	L	Minnesota Vikings	Mike High Stadium	51,656	79°	Ramsey	Tarkenton
Sun., Oct. 22	30-23	W	Oakland Raiders	Oakland-Alameda County Coliseum	53,551	59°	Johnson	Lamonica
Sun., Oct. 29	20-27	L	Cleveland Browns	Mike High Stadium	51,656	37°	Johnson	Phipps
Sun., Nov. 5	17-29	L	New York Giants	Yankee Stadium	62,689	44°	Johnson	Snead
Sun., Nov. 12	16-10	W	Los Angeles Rams	L.A. Coliseum	65,398	68°	Johnson	Gabriel
Sun., Nov. 19	20-37	L	Oakland Raiders	Mike High Stadium	51,656	43°	Johnson	Lamonica
Sun., Nov. 26	20-23	L	Atlanta Falcons	Atlanta Stadium	58,850	43°	Johnson	Berry
Sun., Dec. 3	21-24	L	Kansas City Chiefs	Arrowhead Stadium	66,725	20°	Johnson	Dawson
Sun., Dec. 10	38-13	W	San Diego Chargers	Mike High Stadium	51,478	9°	Johnson	Hadl
Sun., Dec. 17	45-21	W	New England Patriots	Mike High Stadium	51,656	47°	Johnson	Plunkett
	325-350				773,487			

1973

HEAD COACH: John Ralston

PRESEASON (2-3)

Day/Date	Score	W/L	Opponent	Location	Attend.	Temp.	Den. QB	Opp. QB
Fri., Aug. 10*	10-14	L	Washington Redskins	RFK Stadium	38,923	87°	Johnson	Kilmer
Sat., Aug. 18*	38-17	W	St. Louis Cardinals	Mike High Stadium	39,088	82°	Ernst	Hart
Sun., Aug. 26	7-43	L	San Francisco 49ers	Candlestick Park	59,097	66°	Ramsey	Spurrier
Fri., Aug. 31*	16-14	W	Buffalo Bills	Mike High Stadium	42,336	71°	Johnson	Ferguson
Sun., Sept. 9	10-17	L	Baltimore Colts	Mike High Stadium	41,860	68°	Johnson	Dornres
	81-105				221,315			

REGULAR SEASON (7-5-2 overall / 3rd AFC West (3-2-1 Div.) / 3-3-1 home / 4-2-1 away)

Day/Date	Score	W/L	Opponent	Location	Attend.	Temp.	Den. QB	Opp. QB
Sun., Sept. 16	28-10	W	Cincinnati Bengals	Mike High Stadium	49,059	45°	Johnson	Anderson
Sun., Sept. 23	34-36	L	San Francisco 49ers	Mike High Stadium	51,706	82°	Johnson	Brodie
Sun., Sept. 30	14-33	L	Chicago Bears	Mike High Stadium	51,159	74°	Johnson	Douglass
Sun., Oct. 7	14-16	L	Kansas City Chiefs	Arrowhead Stadium	71,414	72°	Johnson	Dawson
Sun., Oct. 14	48-20	W	Houston Oilers	Astrodome	32,801	Ind.	Johnson	Pastorini
Mon., Oct. 22*	23-23	T	Oakland Raiders	Mike High Stadium	51,270	65°	Johnson	Stabler
Sun., Oct. 28	40-28	W	New York Jets	Shea Stadium	55,108	54°	Johnson	Demory
Sun., Nov. 4	17-17	T	St. Louis Cardinals	Busch Stadium	46,565	48°	Johnson	Hart
Sun., Nov. 11	30-19	W	San Diego Chargers	Mike High Stadium	51,034	73°	Johnson	Clark, W.
Sun., Nov. 18	23-13	W	Pittsburgh Steelers	Three Rivers Stadium	48,580	43°	Johnson	Hanratty
Sun., Nov. 25	14-10	W	Kansas City Chiefs	Mike High Stadium	51,331	45°	Johnson	Livingston
Sun., Dec. 2	10-22	L	Dallas Cowboys	Mike High Stadium	51,508	54°	Johnson	Staubach
Sun., Dec. 9	42-28	W	San Diego Chargers	Mike High Stadium	44,954	78°	Johnson	Fouts
Sun., Dec. 16	17-21	L	Oakland Raiders	Oakland-Alameda County Coliseum	51,910	49°	Johnson	Stabler
	354-296				708,399			

1974

HEAD COACH: John Ralston

PRESEASON (4-2)

Day/Date	Score	W/L	Opponent	Location	Attend.	Temp.	Den. QB	Opp. QB
Sat., Aug. 3*	19-41	L	New York Jets	Mike High Stadium	27,599	73°	Hufnagel	Jones, J.
Sat., Aug. 10*	27-21	W	Minnesota Vikings	Mike High Stadium	23,822	71°	Hufnagel	Kaye
Sun., Aug. 18	10-3	W	San Francisco 49ers	Candlestick Park	29,908	66°	Hufnagel	Owen
Sat., Aug. 24*	31-21	W	Green Bay Packers	Lambeau Field	56,257	61°	Johnson	Tagge
Sat., Aug. 31*	27-21	W	New England Patriots	Joe Albi Stadium, Spokane, Wash.	18,000	78°	Johnson	Plunkett
Sun., Sept. 8*	14-20	L	Atlanta Falcons	Mike High Stadium	43,253	78°	Johnson	Lee
	128-127				198,839			

REGULAR SEASON (7-6-1 overall / 2nd AFC West (3-3 Div.) / 3-3-1 home / 4-3 away)

Day/Date	Score	W/L	Opponent	Location	Attend.	Temp.	Den. QB	Opp. QB
Sun., Sept. 15	10-17	L	Los Angeles Rams	Mike High Stadium	56,981	65°	Johnson	Hadl
Sun., Sept. 22	35-35	T	Pittsburgh Steelers (OT)	Mike High Stadium	50,858	74°	Johnson	Gilliam
Mon., Sept. 30*	3-30	L	Washington Redskins	RFK Stadium	54,395	67°	Johnson	Kilmer
Sun., Oct. 6	17-14	W	Kansas City Chiefs	Arrowhead Stadium	67,298	52°	Johnson	Livingston
Sun., Oct. 13	33-17	W	New Orleans Saints	Mike High Stadium	50,751	66°	Ramsey	Manning, A.
Sun., Oct. 20	27-7	W	San Diego Chargers	Mike High Stadium	50,748	75°	Johnson	Fouts
Sun., Oct. 27	21-23	L	Cleveland Browns	Cleveland Stadium	60,478	61°	Johnson	Phipps
Sun., Nov. 3	17-28	L	Oakland Raiders	Mike High Stadium	45,766	33°	Johnson	Stabler
Sun., Nov. 10	17-6	W	Baltimore Colts	Memorial Stadium	32,244	58°	Johnson	Dornres
Mon., Nov. 18*	34-42	L	Kansas City Chiefs	Mike High Stadium	50,236	50°	Johnson	Dawson
Sun., Nov. 24	20-17	W	Oakland Raiders	Oakland-Alameda County Coliseum	51,224	62°	Johnson	Stabler
Thu., Dec. 8	31-27	W	Detroit Lions	Tiger Stadium	51,157	34°	Johnson	Landry
Thu., Dec. 12	37-14	W	Houston Oilers	Mike High Stadium	46,942	36°	Johnson	Pastorini
Sun., Dec. 15	0-17	L	San Diego Chargers	San Diego Stadium	35,756	70°	Ramsey	Freitas
	302-294				704,834			

History/Results **Year-by-Year Stats** **Postseason Records** **Honors** **Miscellaneous**

1978

HEAD COACH: Red Miller

PRESEASON (2-2)

Day/Date	Score	W/L	Opponent	Location	Attend.	Temp.	Den. QB	Opp. QB
Sat., Aug. 5*	17-12	W	Houston Oilers	Astrodome	48,027	Ind.	Morton	Pastorini
Sat., Aug. 12*	14-21	L	Dallas Cowboys	Mile High Stadium	74,619	91°	Morton	Staebach
Sat., Aug. 19*	23-13	W	Buffalo Bills	Rich Stadium	18,301	82°	Morton	Johnson, K.
Fri., Aug. 25*	13-24	L	San Francisco 49ers	Mile High Stadium	73,559	75°	Morton	Plunkett
	67-70				214,506			

REGULAR SEASON (10-6 overall / 1st AFC West (7-1 Div.) / 6-2 home / 4-4 away)

Day/Date	Score	W/L	Opponent	Location	Attend.	Temp.	Den. QB	Opp. QB
Sun., Sept. 3	14-6	W	Oakland Raiders	Mile High Stadium	74,904	90°	Morton	Stabler
Mon., Sept. 11*	9-12	L	Minnesota Vikings (OT)	Metropolitan Stadium	46,508	79°	Morton	Tarkenton
Sun., Sept. 17	27-14	W	San Diego Chargers	Mile High Stadium	74,983	70°	Morton	Fouts
Sun., Sept. 24	23-17	W	Kansas City Chiefs (OT)	Arrowhead Stadium	60,593	83°	Morton	Livingston
Sun., Oct. 1	28-7	W	Seattle Seahawks	Mile High Stadium	74,989	83°	Weese	Zorn
Sun., Oct. 8	0-23	L	San Diego Chargers	San Diego Stadium	50,077	73°	Morton	Fouts
Mon., Oct. 16*	16-7	W	Chicago Bears	Mile High Stadium	75,008	65°	Penrose	Avellini
Sun., Oct. 22	6-7	L	Baltimore Colts	Memorial Stadium	54,057	75°	Morton	Troup
Sun., Oct. 29	20-17	W	Seattle Seahawks (OT)	Kingdome	62,948	Ind.	Morton	Zorn
Sun., Nov. 5	28-31	L	New York Jets	Mile High Stadium	74,983	49°	Penrose	Robinson, M.
Sun., Nov. 12	19-7	W	Cleveland Browns	Cleveland Stadium	70,856	48°	Morton	Sipe
Sun., Nov. 19	16-3	W	Green Bay Packers	Mile High Stadium	74,965	35°	Morton	Whitehurst
Thu., Nov. 23	14-17	L	Detroit Lions	Silverdome	71,785	Ind.	Morton	Danielson
Sun., Dec. 3*	21-6	W	Oakland Raiders	Oakland-Alameda County Coliseum	53,932	52°	Morton	Stabler
Sun., Dec. 10	24-3	W	Kansas City Chiefs	Mile High Stadium	74,149	35°	Morton	Livingston
Sat., Dec. 16	17-21	L	Pittsburgh Steelers	Mile High Stadium	74,104	35°	Morton	Bradshaw
	282-198				1,067,693			

1978 AFC DIVISIONAL PLAYOFF GAME

Sat., Dec. 30	10-33	L	Pittsburgh Steelers	Three Rivers Stadium	48,921	33°	Morton	Bradshaw
---------------	-------	---	---------------------	----------------------	--------	-----	--------	----------

1979

HEAD COACH: Red Miller

PRESEASON (3-1)

Day/Date	Score	W/L	Opponent	Location	Attend.	Temp.	Den. QB	Opp. QB
Sat., Aug. 4*	6-7	L	Dallas Cowboys	Texas Stadium	61,192	91°	Weese	Staebach
Sat., Aug. 11*	13-6	W	Washington Redskins	Mile High Stadium	58,799	78°	Morton	Theismann
Sat., Aug. 18*	21-0	W	San Francisco 49ers	Candlestick Park	34,133	60°	Penrose	Montana
Fri., Aug. 24*	20-17	W	New England Patriots (OT)	Mile High Stadium	75,103	69°	Weese	Grogan
	60-30				229,227			

REGULAR SEASON (10-6 overall / 2nd AFC West (4-4 Div.) / 6-2 home / 4-4 away)

Day/Date	Score	W/L	Opponent	Location	Attend.	Temp.	Den. QB	Opp. QB
Sun., Sept. 2	10-0	W	Cincinnati Bengals	Mile High Stadium	74,788	85°	Weese	Anderson
Thu., Sept. 6*	9-13	L	Los Angeles Rams	Mile High Stadium	74,884	83°	Weese	Haden
Sun., Sept. 16	20-17	W	Atlanta Falcons (OT)	Atlanta-Fulton County Stadium	57,677	70°	Weese	Barkowski
Sun., Sept. 23	37-34	W	Seattle Seahawks	Mile High Stadium	74,879	81°	Weese	Zorn
Sun., Sept. 30	3-27	L	Oakland Raiders	Oakland-Alameda County Coliseum	52,632	72°	Weese	Stabler
Sun., Oct. 7	7-0	W	San Diego Chargers	Mile High Stadium	74,997	85°	Weese	Fouts
Sun., Oct. 14	24-10	W	Kansas City Chiefs	Arrowhead Stadium	74,292	59°	Morton	Fuller
Mon., Oct. 22*	7-42	L	Pittsburgh Steelers	Three Rivers Stadium	49,699	70°	Morton	Bradshaw
Sun., Oct. 28	20-3	W	Kansas City Chiefs	Mile High Stadium	74,908	62°	Morton	Livingston
Sun., Nov. 4	10-3	W	New Orleans Saints	Mile High Stadium	74,482	48°	Morton	Manning, A.
Sun., Nov. 11	45-10	W	New England Patriots	Mile High Stadium	74,379	39°	Morton	Grogan
Sun., Nov. 18	38-28	W	San Francisco 49ers	Candlestick Park	42,910	62°	Morton	DeBerg
Sun., Nov. 25	10-14	L	Oakland Raiders	Mile High Stadium	74,186	40°	Morton	Stabler
Sun., Dec. 2	19-16	W	Buffalo Bills	Rich Stadium	37,886	24°	Morton	Ferguson
Sat., Dec. 8	23-28	L	Seattle Seahawks	Kingdome	60,038	Ind.	Morton	Zorn
Mon., Dec. 17*	7-17	L	San Diego Chargers	San Diego Stadium	51,906	68°	Morton	Fouts
	289-262				1,024,543			

1979 AFC WILD CARD PLAYOFF GAME

Sun., Dec. 23	7-13	L	Houston Oilers	Astrodome	48,776	Ind.	Morton	Pastorini
---------------	------	---	----------------	-----------	--------	------	--------	-----------

1980

HEAD COACH: Red Miller

PRESEASON (2-2)

Day/Date	Score	W/L	Opponent	Location	Attend.	Temp.	Den. QB	Opp. QB
Sat., Aug. 9*	17-6	W	Cincinnati Bengals	Mile High Stadium	67,532	78°	Robinson	Anderson
Sat., Aug. 16*	6-9	L	New York Giants	Giants Stadium	30,904	73°	Morton	Simms
Sat., Aug. 23*	13-26	L	Los Angeles Rams	Mile High Stadium	73,946	78°	Robinson	Haden
Sat., Aug. 30*	38-0	W	Green Bay Packers	Lambeau Field	53,060	72°	Robinson	Dickey
	74-41				225,442			

REGULAR SEASON (8-8 overall / 4th AFC West (3-5 Div.) / 4-4 home / 4-4 away)

Day/Date	Score	W/L	Opponent	Location	Attend.	Temp.	Den. QB	Opp. QB
Sun., Sept. 7	6-27	L	Philadelphia Eagles	Veterans Stadium	70,307	81°	Robinson	Jaworski
Sun., Sept. 14	41-20	W	Dallas Cowboys	Mile High Stadium	74,919	77°	Robinson	White
Sun., Sept. 21	13-30	L	San Diego Chargers	Mile High Stadium	74,970	81°	Robinson	Fouts
Mon., Sept. 29*	14-23	L	New England Patriots	Schaefer Stadium	59,602	51°	Robinson	Grogan
Sun., Oct. 5	19-16	W	Cleveland Browns	Cleveland Stadium	81,065	42°	Robinson	Sipe
Mon., Oct. 13	20-17	W	Washington Redskins	Mile High Stadium	74,657	69°	Robinson	Theismann
Sun., Oct. 19	17-23	L	Kansas City Chiefs	Mile High Stadium	74,459	63°	Morton	Fuller
Sun., Oct. 26	14-9	W	New York Giants	Giants Stadium	67,598	48°	Morton	Simms
Sun., Nov. 2	16-20	L	Houston Oilers	Mile High Stadium	74,717	68°	Morton	Stabler
Sun., Nov. 9	20-13	W	San Diego Chargers	San Diego Stadium	51,435	69°	Morton	Fouts
Sun., Nov. 16	31-24	W	New York Jets	Mile High Stadium	72,114	28°	Morton	Todd
Sun., Nov. 23	36-20	W	Seattle Seahawks	Mile High Stadium	73,274	34°	Morton	Zorn
Mon., Dec. 1*	3-9	L	Oakland Raiders	Oakland-Alameda County Coliseum	51,583	56°	Morton	Plunkett
Sun., Dec. 7	14-31	L	Kansas City Chiefs	Arrowhead Stadium	40,237	41°	Morton	Kenney
Sun., Dec. 14	21-24	L	Oakland Raiders	Mile High Stadium	73,974	65°	Morton	Plunkett
Sun., Dec. 21	25-17	W	Seattle Seahawks	Kingdome	51,853	Ind.	Robinson	Zorn
	310-323				1,066,764			

1981

HEAD COACH: Dan Reeves

PRESEASON (2-2)

Day/Date	Score	W/L	Opponent	Location	Attend.	Temp.	Den. QB	Opp. QB
Fri., Aug. 7*	7-33	L	New York Jets	Mile High Stadium	63,644	75°	Robinson	Todd
Sat., Aug. 15*	14-24	L	Miami Dolphins	Orange Bowl	41,502	82°	Morton	Woodley
Sat., Aug. 22*	17-7	W	Green Bay Packers	Mile High Stadium	72,450	66°	Morton	Dickey
Sat., Aug. 29*	24-20	W	Cincinnati Bengals	Riverfront Stadium	41,713	74°	Morton	Anderson
	62-84				219,309			

REGULAR SEASON (10-6 overall / 2nd AFC West (5-3 Div.) / 8-0 home / 2-6 away)

Day/Date	Score	W/L	Opponent	Location	Attend.	Temp.	Den. QB	Opp. QB
Sun., Sept. 6	9-7	W	Oakland Raiders	Mile High Stadium	74,796	74°	Morton	Plunkett
Sun., Sept. 13	10-13	L	Seattle Seahawks	Kingdome	58,513	Ind.	Morton	Zorn
Sun., Sept. 20	28-10	W	Baltimore Colts	Mile High Stadium	74,804	84°	Morton	Jones, B.
Sun., Sept. 27	42-24	W	San Diego Chargers	Mile High Stadium	74,844	82°	Morton	Fouts
Sun., Oct. 4	17-0	W	Oakland Raiders	Oakland-Alameda County Coliseum	51,035	60°	Morton	Plunkett
Sun., Oct. 11	27-21	W	Detroit Lions	Mile High Stadium	74,816	79°	Morton	Komlo
Sun., Oct. 18	14-28	L	Kansas City Chiefs	Arrowhead Stadium	74,672	55°	Morton	Kenney
Sun., Oct. 25	7-9	L	Buffalo Bills	Rich Stadium	77,757	56°	Morton	Ferguson
Mon., Nov. 2*	19-17	W	Minnesota Vikings	Mile High Stadium	74,834	48°	Morton	Kramer
Sun., Nov. 8	23-20	W	Cleveland Browns (OT)	Mile High Stadium	74,859	48°	Morton	Sipe
Sun., Nov. 15	24-7	W	Tampa Bay Buccaneers	Tampa Stadium	64,518	69°	Morton	Williams, D.
Sun., Nov. 22	21-38	L	Cincinnati Bengals	Riverfront Stadium	57,207	32°	DeBerg	Anderson
Sun., Nov. 29	17-34	L	San Diego Chargers	Jack Murphy Stadium	51,533	66°	Morton	Fouts
Sun., Dec. 6	16-13	W	Kansas City Chiefs	Mile High Stadium	74,744	68°	Morton	Fuller
Sun., Dec. 13	23-13	W	Seattle Seahawks	Mile High Stadium	74,527	45°	Morton	Krieg
Sun., Dec. 20	24-35	L	Chicago Bears	Soldier Field	40,125	14°	Morton	Evans, V.
	321-289				1,073,636			

1982

HEAD COACH: Dan Reeves

PRESEASON (4-0)

Day/Date	Score	W/L	Opponent	Location	Attend.	Temp.	Den. QB	Opp. QB
Sat., Aug. 14*	33-20	W	Los Angeles Rams	Anaheim Stadium	57,482	69°	DeBerg	Jones, B.
Sat., Aug. 21*	17-14	W	Miami Dolphins	Mile High Stadium	74,465	79°	Morton	Strock
Sat., Aug. 28*	27-17	W	Minnesota Vikings	Mile High Stadium	73,371	85°	Morton	Wilson, W.
Sat., Sept. 4*	20-13	W	New York Jets	Giants Stadium	43,820	65°	Morton	Todd
	97-64				249,138			

REGULAR SEASON (2-7 overall / 12th in Conference (0-6 vs. Div. Opp.) / 1-4 home / 1-3 away)

Day/Date	Score	W/L	Opponent	Location	Attend.	Temp.	Den. QB	Opp. QB
Sun., Sept. 12	3-23	L	San Diego Chargers	Mile High Stadium	73,564	56°	Morton	Fouts
Sun., Sept. 19	24-21	W	San Francisco 49ers	Mile High Stadium	73,899	65°	Morton	Montana
Sun., Sept. 26			canceled/players' strike	at New Orleans				
Sun., Oct. 3			canceled/players' strike	Pittsburgh				
Sun., Oct. 10			canceled/players' strike	at N.Y. Jets				
Sun., Oct. 17			canceled/players' strike	at Houston				
Sun., Oct. 24			canceled/players' strike	Los Angeles Raiders				
Sun., Oct. 31			canceled/players' strike	Buffalo				
Sun., Nov. 7			postponed/players' strike	at Seattle (rescheduled for Jan. 2)				
Sun., Nov. 14			canceled/players' strike	at Kansas City				
Sun., Nov. 21	10-17	L	Seattle Seahawks	Mile High Stadium	73,916	48°	Morton	Zorn
Sun., Nov. 28	20-30	L	San Diego Chargers	Jack Murphy Stadium	47,629	68°	DeBerg	Fouts
Sun., Dec. 5	27-34	L	Atlanta Falcons	Mile High Stadium	73,984	46°	DeBerg	Bartkowski
Sun., Dec. 12	27-24	W	Los Angeles Rams	Anaheim Stadium	48,112	77°	DeBerg	Ferragamo
Sun., Dec. 19	16-37	L	Kansas City Chiefs	Mile High Stadium	74,192	55°	DeBerg	Kenney
Sun., Dec. 26	10-27	L	Los Angeles Raiders	L.A. Coliseum	44,160	68°	DeBerg	Plunkett
Sun., Jan. 2	11-13	L	Seattle Seahawks	Kingdome	43,145	Ind.	Herrmann	Zorn
	148-226				552,601			

1983

HEAD COACH: Dan Reeves

PRESEASON (3-1)

Day/Date	Score	W/L	Opponent	Location	Attend.	Temp.	Den. QB	Opp. QB
Fri., Aug. 5*	10-7	W	Seattle Seahawks	Mile High Stadium	53,887	70°	DeBerg	Zorn
Sat., Aug. 13*	21-10	W	Atlanta Falcons	Mile High Stadium	73,199	66°	DeBerg	Bartkowski
Sat., Aug. 20*	19-10	W	Cleveland Browns	Mile High Stadium	73,244	82°	DeBerg	McDonald
Fri., Aug. 26*	3-34	L	Minnesota Vikings	Hubert H. Humphrey Metrodome	59,435	Ind.	Elway	Kramer
	53-61				259,765			

REGULAR SEASON (9-7 overall / 3rd AFC West (3-5 Div.) / 6-2 home / 3-5 away)

Day/Date	Score	W/L	Opponent	Location	Attend.	Temp.	Den. QB	Opp. QB
Sun., Sept. 4	14-10	W	Pittsburgh Steelers	Three Rivers Stadium	58,233	79°	Elway	Stoudt
Sun., Sept. 11	17-10	W	Baltimore Colts	Memorial Stadium	52,613	99°	Elway	Pagel
Sun., Sept. 18	10-13	L	Philadelphia Eagles	Mile High Stadium	74,202	73°	Elway	Jaworski
Sun., Sept. 25	7-22	L	Los Angeles Raiders	Mile High Stadium	74,289	76°	Elway	Plunkett
Sun., Oct. 2	14-31	L	Chicago Bears	Soldier Field	58,210	73°	Elway	McMahon
Sun., Oct. 9	26-14	W	Houston Oilers	Astrodome	44,209	Ind.	DeBerg	Nielsen
Sun., Oct. 16	24-17	W	Cincinnati Bengals	Mile High Stadium	74,305	55°	DeBerg	Schoenert
Sun., Oct. 23	14-6	W	San Diego Chargers	Mile High Stadium	74,581	76°	DeBerg	Luther
Sun., Oct. 30	27-24	W	Kansas City Chiefs	Mile High Stadium	74,640	72°	DeBerg	Kenney
Sun., Nov. 6	19-27	L	Seattle Seahawks	Kingdome	61,189	Ind.	DeBerg	Krieg
Sun., Nov. 13	20-22	L	Los Angeles Raiders	L.A. Coliseum	51,945	71°	Elway	Plunkett
Sun., Nov. 20	38-27	W	Seattle Seahawks	Mile High Stadium	74,710	50°	Kubiak	Krieg
Sun., Nov. 27	7-31	L	San Diego Chargers	Jack Murphy Stadium	43,650	68°	Elway	Fouts
Sun., Dec. 4	27-6	W	Cleveland Browns	Mile High Stadium	70,912	43°	Elway	Sipe
Sun., Dec. 11	21-19	W	Baltimore Colts	Mile High Stadium	74,854	44°	Elway	Pagel
Sun., Dec. 18	17-48	L	Kansas City Chiefs	Arrowhead Stadium	11,377	0°	Elway	Kenney
	302-327				973,188			

1983 AFC WILD CARD PLAYOFF GAME

Day/Date	Score	W/L	Opponent	Location	Attend.	Temp.	Den. QB	Opp. QB
Sat., Dec. 24	7-31	L	Seattle Seahawks	Kingdome	64,275	Ind.	DeBerg	Krieg

1984

HEAD COACH: Dan Reeves

PRESEASON (3-1)

Day/Date	Score	W/L	Opponent	Location	Attend.	Temp.	Den. QB	Opp. QB
Sat., Aug. 4*	13-16	L	Washington Redskins	Mile High Stadium	31,716	65°	Elway	Theismann
Sat., Aug. 11*	21-20	W	San Francisco 49ers	Mile High Stadium	70,211	85°	Elway	Montana
Sat., Aug. 18*	31-0	W	Indianapolis Colts	Mile High Stadium	68,951	75°	Elway	Page
Fri., Aug. 24*	24-13	W	Atlanta Falcons	Atlanta-Fulton County Stadium	30,988	80°	Elway	Moroski
	89-49				201,866			

REGULAR SEASON (13-3 overall / 1st AFC West (6-2 Div.) / 7-1 home / 6-2 away)

Day/Date	Score	W/L	Opponent	Location	Attend.	Temp.	Den. QB	Opp. QB
Sun., Sept. 2	20-17	W	Cincinnati Bengals	Mile High Stadium	74,178	75°	Elway	Anderson
Sun., Sept. 9	0-27	L	Chicago Bears	Soldier Field	54,335	69°	Kubiak	McMahon
Sun., Sept. 16*	24-14	W	Cleveland Browns	Cleveland Stadium	61,980	52°	Elway	McDonald
Sun., Sept. 23	21-0	W	Kansas City Chiefs	Mile High Stadium	74,263	84°	Elway	Blackledge
Sun., Sept. 30	16-13	W	Los Angeles Raiders	Mile High Stadium	74,833	69°	Elway	Plunkett
Sun., Oct. 7	28-7	W	Detroit Lions	Silverdome	55,836	Ind.	Elway	Danielson
Mon., Oct. 15*	17-14	W	Green Bay Packers	Mile High Stadium	62,546	29°	Elway	Dickey
Sun., Oct. 21	37-7	W	Buffalo Bills	Rich Stadium	31,204	70°	Elway	Ferguson
Sun., Oct. 28	22-19	W	Los Angeles Raiders (OT)	L.A. Coliseum	91,020	68°	Kubiak	Wilson, M.
Sun., Nov. 4	26-19	W	New England Patriots	Mile High Stadium	74,908	54°	Elway	Eason
Sun., Nov. 11	16-13	W	San Diego Chargers	Jack Murphy Stadium	53,162	69°	Elway	Fouts
Sun., Nov. 18	42-21	W	Minnesota Vikings	Mile High Stadium	74,716	52°	Elway	Kramer
Sun., Nov. 25	24-27	L	Seattle Seahawks	Mile High Stadium	74,922	47°	Elway	Krieg
Sun., Dec. 2	13-16	L	Kansas City Chiefs	Arrowhead Stadium	38,494	28°	Elway	Kenney
Sun., Dec. 9	16-13	W	San Diego Chargers	Mile High Stadium	74,867	59°	Elway	Luther
Sat., Dec. 15	31-14	W	Seattle Seahawks	Kingdome	64,411	Ind.	Elway	Krieg
	353-241				1,032,737			

1984 AFC DIVISIONAL PLAYOFF GAME

Day/Date	Score	W/L	Opponent	Location	Attend.	Temp.	Den. QB	Opp. QB
Sun., Dec. 30	17-24	L	Pittsburgh Steelers	Mile High Stadium	74,981	52°	Elway	Malone

1985

HEAD COACH: Dan Reeves

PRESEASON (2-2)

Day/Date	Score	W/L	Opponent	Location	Attend.	Temp.	Den. QB	Opp. QB
Sat., Aug. 10*	20-30	L	New York Giants	Mile High Stadium	49,374	81°	Elway	Rutledge
Mon., Aug. 19*	20-13	W	San Francisco 49ers	Candlestick Park	55,425	65°	Elway	Montana
Sat., Aug. 24*	20-3	W	Indianapolis Colts	Mile High Stadium	71,406	79°	Elway	Schlichter
Fri., Aug. 30*	9-13	L	Minnesota Vikings	Mile High Stadium	69,373	88°	Stankavage	Kramer
	69-59				245,578			

REGULAR SEASON (11-5 overall / 2nd AFC West (5-3 Div.) / 6-2 home / 5-3 away)

Day/Date	Score	W/L	Opponent	Location	Attend.	Temp.	Den. QB	Opp. QB
Sun., Sept. 8	16-20	L	Los Angeles Rams	Anaheim Stadium	52,522	86°	Elway	Brock
Sun., Sept. 15	34-23	W	New Orleans Saints	Mile High Stadium	74,488	81°	Elway	Wilson, D.
Sun., Sept. 22	44-28	W	Atlanta Falcons	Atlanta-Fulton County Stadium	37,903	80°	Elway	Bartkowski
Sun., Sept. 29	26-30	L	Miami Dolphins	Mile High Stadium	73,614	29°	Elway	Marino
Sun., Oct. 6	31-20	W	Houston Oilers	Mile High Stadium	74,699	74°	Elway	Moon
Sun., Oct. 13	15-10	W	Indianapolis Colts	Hoosier Dome	60,128	Ind.	Elway	Page
Sun., Oct. 20	13-10	W	Seattle Seahawks (OT)	Mile High Stadium	74,899	67°	Elway	Krieg
Sun., Oct. 27	30-10	W	Kansas City Chiefs	Arrowhead Stadium	68,248	70°	Elway	Kenney
Sun., Nov. 3	10-30	L	San Diego Chargers	Jack Murphy Stadium	57,317	70°	Elway	Fouts
Mon., Nov. 11*	17-16	W	San Francisco 49ers	Mile High Stadium	73,173	25°	Elway	Montana
Sun., Nov. 17	30-24	W	San Diego Chargers (OT)	Mile High Stadium	74,376	41°	Elway	Fouts
Sun., Nov. 24	28-31	L	Los Angeles Raiders (OT)	L.A. Coliseum	63,161	63°	Elway	Wilson, M.
Sun., Dec. 1	31-23	W	Pittsburgh Steelers	Three Rivers Stadium	56,797	55°	Elway	Woodley
Sun., Dec. 8	14-17	L	Los Angeles Raiders (OT)	Mile High Stadium	75,042	36°	Elway	Wilson, M.
Sat., Dec. 14	14-13	W	Kansas City Chiefs	Mile High Stadium	69,209	51°	Elway	Blackledge
Fri., Dec. 20*	27-24	W	Seattle Seahawks	Kingdome	56,283	Ind.	Elway	Krieg
	380-329				1,041,854			

1986

HEAD COACH: Dan Reeves

PRESEASON (2-2)

Day/Date	Score	W/L	Opponent	Location	Attend.	Temp.	Den. QB	Opp. QB
Sat., Aug. 9*	7-10	L	New Orleans Saints	Mile High Stadium	47,408	73°	Elway	Hebert
Sat., Aug. 16*	27-29	L	Minnesota Vikings	Metrodome	53,193	Ind.	Elway	Kramer
Sat., Aug. 23*	14-9	W	San Francisco 49ers	Mile High Stadium	73,592	67°	Elway	Kemp
Fri., Aug. 29*	19-10	W	Los Angeles Rams	Mile High Stadium	71,737	84°	Elway	Dils
	67-48				245,930			

REGULAR SEASON (11-5 overall / 1st AFC West (5-3 Div.) / 7-1 home / 4-4 away)

Day/Date	Score	W/L	Opponent	Location	Attend.	Temp.	Den. QB	Opp. QB
Sun., Sept. 7	38-36	W	Los Angeles Raiders	Mile High Stadium	75,695	51°	Elway	Wilson, M.
Mon., Sept. 15*	21-10	W	Pittsburgh Steelers	Three Rivers Stadium	57,305	74°	Elway	Malone
Sun., Sept. 21	33-7	W	Philadelphia Eagles	Veterans Stadium	63,839	72°	Elway	Jaworski
Sun., Sept. 28	27-20	W	New England Patriots	Mile High Stadium	75,804	65°	Elway	Eason
Sun., Oct. 5	29-14	W	Dallas Cowboys	Mile High Stadium	76,082	59°	Elway	Pelluer
Sun., Oct. 12	31-14	W	San Diego Chargers	Jack Murphy Stadium	55,662	70°	Elway	Fouts
Mon., Oct. 20*	10-22	L	New York Jets	Giants Stadium	73,759	51°	Elway	Ryan
Sun., Oct. 26	20-13	W	Seattle Seahawks	Mile High Stadium	76,089	66°	Elway	Krieg
Sun., Nov. 2	21-10	W	Los Angeles Raiders	L.A. Coliseum	90,153	81°	Elway	Wilson, W.
Sun., Nov. 9	3-9	L	San Diego Chargers	Mile High Stadium	75,012	44°	Elway	Flick
Sun., Nov. 16	38-17	W	Kansas City Chiefs	Mile High Stadium	75,745	62°	Elway	Kenney
Sun., Nov. 23	16-19	L	New York Giants	Giants Stadium	75,116	50°	Elway	Simms
Sun., Nov. 30	34-28	W	Cincinnati Bengals	Mile High Stadium	58,706	31°	Elway	Esion
Sun., Dec. 7	10-37	L	Kansas City Chiefs	Arrowhead Stadium	47,019	45°	Elway	Blackledge
Sat., Dec. 13	31-30	W	Washington Redskins	Mile High Stadium	75,905	53°	Elway	Schroeder
Sat., Dec. 20	16-41	L	Seattle Seahawks	Kingdome	63,697	Ind.	Elway	Krieg
	378-327				1,178,074			

1986 AFC DIVISIONAL PLAYOFF GAME

Day/Date	Score	W/L	Opponent	Location	Attend.	Temp.	Den. QB	Opp. QB
Sun., Jan. 4	22-17	W	New England Patriots	Mile High Stadium	75,262	65°	Elway	Eason

1986 AFC CHAMPIONSHIP GAME

Day/Date	Score	W/L	Opponent	Location	Attend.	Temp.	Den. QB	Opp. QB
Sun., Jan. 11	23-20	W	Cleveland Browns (OT)	Cleveland Stadium	79,973	30°	Elway	Kosar

SUPER BOWL XXI

Day/Date	Score	W/L	Opponent	Location	Attend.	Temp.	Den. QB	Opp. QB
Sun., Jan. 25	20-39	L	New York Giants	Rose Bowl, Pasadena, Calif.	101,063	76°	Elway	Simms

1987

HEAD COACH: Dan Reeves

PRESEASON (3-2)

Day/Date	Score	W/L	Opponent	Location	Attend.	Temp.	Den. QB	Opp. QB
Sun., Aug. 9	27-28	L	Los Angeles Rams	Wembley Stadium (London, England; American Bowl)	72,786	64°	Elway	Everett
Sat., Aug. 15*	20-14	W	Green Bay Packers	Sun Devil Stadium (Tempe, Ariz.)	67,500	98°	Elway	Fusina
Mon., Aug. 24*	31-28	W	Miami Dolphins	Mile High Stadium	74,288	61°	Elway	Strock
Sat., Aug. 29*	24-20	W	Los Angeles Rams	Anaheim Stadium	54,254	72°	Elway	Everett
Thu., Sept. 3*	17-27	L	Minnesota Vikings	Mile High Stadium	74,081	83°	Elway	Wilson, W.
	119-117				342,909			

REGULAR SEASON (10-4-1 overall / 1st AFC West (7-1 Div.) / 7-1 home / 3-3-1 away)

Day/Date	Score	W/L	Opponent	Location	Attend.	Temp.	Den. QB	Opp. QB
Sun., Sept. 13	40-17	W	Seattle Seahawks	Mile High Stadium	75,999	58°	Elway	Krieg
Sun., Sept. 20	17-17	T	Green Bay Packers (OT)	Milwaukee County Stadium at Cleveland	50,624	85°	Elway	Fusina
Mon., Sept. 28*	20-10	W	canceled/players' strike					
Sun., Oct. 4	10-40	L	Houston Oilers	Mile High Stadium	38,494	81°	Karcher	Pease
Mon., Oct. 12*	30-14	W	Los Angeles Raiders	Mile High Stadium	61,230	67°	Karcher	Evans, V.
Sun., Oct. 18	26-17	W	Kansas City Chiefs	Arrowhead Stadium	20,296	71°	Karcher	Hudson
Mon., Oct. 26*	27-34	L	Minnesota Vikings	Metrodome	51,011	Ind.	Elway	Wilson, W.
Sun., Nov. 1	34-0	W	Detroit Lions	Mile High Stadium	75,172	67°	Elway	Long
Sun., Nov. 8	14-21	L	Buffalo Bills	Rich Stadium	63,698	55°	Elway	Kelly
Mon., Nov. 16*	31-29	W	Chicago Bears	Mile High Stadium	75,783	22°	Elway	McMahon
Sun., Nov. 22	23-17	W	Los Angeles Raiders	L.A. Coliseum	61,318	72°	Elway	Wilson, M.
Sun., Nov. 29	31-17	W	San Diego Chargers	Jack Murphy Stadium	61,880	68°	Elway	Fouts
Sun., Dec. 6	31-20	W	New England Patriots	Mile High Stadium	75,956	58°	Elway	Ramsey, T.
Sun., Dec. 13*	21-28	L	Seattle Seahawks	Kingdome	61,759	Ind.	Elway	Krieg
Sat., Dec. 19	20-17	W	Kansas City Chiefs	Mile High Stadium	75,053	35°	Elway	Kenney
Sun., Dec. 27	24-0	W	San Diego Chargers	Mile High Stadium	37,500	20°	Elway	Herrmann
	379-288				869,301			

1987 AFC DIVISIONAL PLAYOFF GAME

Sun., Jan. 10	34-17	W	Houston Oilers	Mile High Stadium	75,440	45°	Elway	Moon
---------------	-------	---	----------------	-------------------	--------	-----	-------	------

1987 AFC CHAMPIONSHIP GAME

Sun., Jan. 17	38-33	W	Cleveland Browns	Mile High Stadium	76,197	44°	Elway	Kosar
---------------	-------	---	------------------	-------------------	--------	-----	-------	-------

SUPER BOWL XXII

Sun., Jan. 31	10-42	L	Washington Redskins	Jack Murphy Stadium, San Diego	73,302	61°	Elway	Williams, D.
---------------	-------	---	---------------------	--------------------------------	--------	-----	-------	--------------

1988

HEAD COACH: Dan Reeves

PRESEASON (3-1)

Day/Date	Score	W/L	Opponent	Location	Attend.	Temp.	Den. QB	Opp. QB
Wed., Aug. 3*	40-31	W	Los Angeles Rams	Anaheim Stadium	43,978	70°	Elway	Everett
Sat., Aug. 13	34-24	W	San Francisco 49ers	Mile High Stadium	75,067	87°	Elway	Young
Fri., Aug. 19*	13-16	L	Miami Dolphins (OT)	Joe Robbie Stadium	49,795	81°	Elway	Marino
Thu., Aug. 25*	21-20	W	Indianapolis Colts	Mile High Stadium	75,957	81°	Elway	Hogeboom
	108-91				242,797			

REGULAR SEASON (8-8 overall / 2nd AFC West (3-5 Div.) / 6-2 home / 2-6 away)

Day/Date	Score	W/L	Opponent	Location	Attend.	Temp.	Den. QB	Opp. QB
Sun., Sept. 4	14-21	L	Seattle Seahawks	Mile High Stadium	75,986	77°	Elway	Krieg
Sun., Sept. 11	34-3	W	San Diego Chargers	Mile High Stadium	75,359	78°	Elway	Laufenberg
Sun., Sept. 18	14-20	L	Kansas City Chiefs	Arrowhead Stadium	65,668	73°	Elway	Deberg
Mon., Sept. 26*	27-30	L	Los Angeles Raiders (OT)	Mile High Stadium	65,668	73°	Elway	Schroeder
Sun., Oct. 2	12-0	W	San Diego Chargers	Jack Murphy Stadium	55,763	71°	Elway	Laufenberg
Sun., Oct. 9	16-13	W	San Francisco 49ers (OT)	Candlestick Park	61,711	74°	Elway	Montana
Sun., Oct. 16	30-14	W	Atlanta Falcons	Mile High Stadium	75,287	77°	Elway	Dis
Sun., Oct. 23*	21-39	L	Pittsburgh Steelers	Three Rivers Stadium	49,811	50°	Kubiak	Blackledge
Mon., Oct. 31*	24-33	L	Indianapolis Colts	Hoosier Dome	60,944	Ind.	Elway	Chandler
Sun., Nov. 6	17-11	W	Kansas City Chiefs	Mile High Stadium	74,277	63°	Elway	Kenney
Sun., Nov. 13	30-7	W	Cleveland Browns	Mile High Stadium	75,806	68°	Elway	Kosar
Sun., Nov. 20	0-42	L	New Orleans Saints	Superdome	68,075	Ind.	Elway	Hebert
Sun., Nov. 27	35-24	W	Los Angeles Rams	Mile High Stadium	74,141	31°	Elway	Everett
Sun., Dec. 4	20-21	L	Los Angeles Raiders	L.A. Coliseum	65,561	72°	Elway	Schroeder
Sun., Dec. 11*	14-42	L	Seattle Seahawks	Kingdome	62,838	Ind.	Elway	Krieg
Sat., Dec. 17	21-10	W	New England Patriots	Mile High Stadium	76,910	50°	Elway	Eason
	327-352				1,085,251			

1989

HEAD COACH: Dan Reeves

PRESEASON (2-2)

Day/Date	Score	W/L	Opponent	Location	Attend.	Temp.	Den. QB	Opp. QB
Sat., Aug. 12*	17-13	W	Los Angeles Rams	Mile High Stadium	70,049	65°	Elway	Everett
Sat., Aug. 19*	17-35	L	San Francisco 49ers	Candlestick Park	58,641	68°	Karcher	Montana
Sat., Aug. 26*	17-35	L	Dallas Cowboys (OT)	Mile High Stadium	74,076	83°	Elway	Aikman
Sat., Sept. 2*	34-38	L	Indianapolis Colts	Hoosier Dome	55,128	Ind.	Elway	Chandler
	92-107				257,894			

REGULAR SEASON (11-5 overall / 1st AFC West (6-2 Div.) / 6-2 home / 5-3 away)

Day/Date	Score	W/L	Opponent	Location	Attend.	Temp.	Den. QB	Opp. QB
Sun., Sept. 10	34-20	W	Kansas City Chiefs	Mile High Stadium	74,284	64°	Elway	Deberg
Mon., Sept. 18*	28-14	W	Buffalo Bills	Rich Stadium	78,176	60°	Elway	Kelly
Sun., Sept. 24	31-21	W	Los Angeles Raiders	Mile High Stadium	75,784	70°	Elway	Schroeder
Sun., Oct. 1	13-16	L	Cleveland Browns	Cleveland Stadium	78,637	70°	Elway	Kosar
Sun., Oct. 8	16-10	W	San Diego Chargers	Mile High Stadium	75,222	72°	Elway	McMahon
Sun., Oct. 15	14-3	W	Indianapolis Colts	Mile High Stadium	74,680	50°	Elway	Trudeau
Sun., Oct. 22	24-21	W	Seattle Seahawks (OT)	Kingdome	62,353	Ind.	Elway	Krieg
Sun., Oct. 29	24-28	L	Philadelphia Eagles	Mile High Stadium	75,065	42°	Elway	Cunningham
Sun., Nov. 5	24-7	W	Pittsburgh Steelers	Mile High Stadium	74,739	28°	Elway	Brister
Sun., Nov. 12	16-13	W	Kansas City Chiefs	Arrowhead Stadium	76,245	53°	Elway	Kosar
Mon., Nov. 20*	14-10	W	Washington Redskins	RFK Stadium	52,975	66°	Kubiak	Rypien
Sun., Nov. 26	41-14	W	Seattle Seahawks	Mile High Stadium	75,117	61°	Elway	Stouffer
Sun., Dec. 3	13-16	L	Los Angeles Raiders (OT)	L.A. Coliseum	87,560	78°	Elway	Beuerlein
Sun., Dec. 10	7-14	L	New York Giants	Mile High Stadium	63,283	28°	Elway	Simms
Sat., Dec. 16	27-0	W	Phoenix Cardinals	Sun Devil Stadium	56,071	73°	Elway	Rosenbach
Sun., Dec. 24	16-19	L	San Diego Chargers	Jack Murphy Stadium	50,524	73°	Elway	Tolliver
	362-226				1,130,686			

1989 AFC DIVISIONAL PLAYOFF GAME

Sun., Jan. 7	24-23	W	Pittsburgh Steelers	Mile High Stadium	75,477	55°	Elway	Brister
--------------	-------	---	---------------------	-------------------	--------	-----	-------	---------

1989 AFC CHAMPIONSHIP GAME

Sun., Jan. 14	37-21	W	Cleveland Browns	Mile High Stadium	76,046	53°	Elway	Kosar
---------------	-------	---	------------------	-------------------	--------	-----	-------	-------

SUPER BOWL XXIV

Sun., Jan. 28	10-55	L	San Francisco 49ers	Louisiana Superdome, New Orleans	72,919	Ind.	Elway	Montana
---------------	-------	---	---------------------	----------------------------------	--------	------	-------	---------

1990

HEAD COACH: Dan Reeves

PRESEASON (3-2)

Day/Date	Score	W/L	Opponent	Location	Attend.	Temp.	Den. QB	Opp. QB
Sun., Aug. 5	10-7	W	Seattle Seahawks	Tokyo Dome (Tokyo, Japan; American Bowl; Sun. 11 a.m. in Tokyo)	48,827	Ind.	Elway	Krieg
Sat., Aug. 11*	16-7	W	Indianapolis Colts	Hoosier Dome	51,044	Ind.	Elway	Trudeau
Mon., Aug. 20*	24-27	L	San Francisco 49ers	Mile High Stadium	74,164	78°	Elway	Montana
Sat., Aug. 25*	16-17	L	Miami Dolphins	Joe Robbie Stadium	44,897	80°	Elway	Marino
Fri., Aug. 31*	25-14	W	Phoenix Cardinals	Mile High Stadium	71,082	71°	Elway	Rosenbach
	91-72				290,014			

REGULAR SEASON (5-11 overall / 5th AFC West (3-5 Div.) / 4-4 home / 1-7 away)

Day/Date	Score	W/L	Opponent	Location	Attend.	Temp.	Den. QB	Opp. QB
Sun., Sept. 9	9-14	L	Los Angeles Raiders	L.A. Coliseum	54,206	94°	Elway	Schroeder
Mon., Sept. 17*	24-23	W	Kansas City Chiefs	Mile High Stadium	75,277	63°	Elway	DeBerg
Sun., Sept. 23	34-31	W	Seattle Seahawks (OT)	Mile High Stadium	75,290	72°	Elway	Krieg
Sun., Sept. 30	28-29	L	Buffalo Bills	Rich Stadium	74,393	60°	Elway	Kelly
Mon., Oct. 8*	29-30	L	Cleveland Browns	Mile High Stadium	74,814	35°	Elway	Kosar
Sun., Oct. 14	17-34	L	Pittsburgh Steelers	Mile High Stadium	74,285	58°	Elway	Brister
Sun., Oct. 21*	27-17	W	Indianapolis Colts	Hoosier Dome	29,850	Ind.	Elway	Trudeau
Sun., Nov. 4*	22-27	L	Minnesota Vikings	Metrodome	57,331	Ind.	Elway	Gannon
Sun., Nov. 11	17-19	L	San Diego Chargers	Jack Murphy Stadium	59,557	85°	Elway	Tolliver
Sun., Nov. 18	13-16	L	Chicago Bears (OT)	Mile High Stadium	75,013	61°	Elway	Harbaugh
Thu., Nov. 22	27-40	L	Detroit Lions	Silverdome	73,896	Ind.	Elway	Bagliano
Sun., Dec. 2	20-23	L	Los Angeles Raiders	Mile High Stadium	74,162	35°	Elway	Schroeder
Sun., Dec. 9	20-31	L	Kansas City Chiefs	Arrowhead Stadium	74,347	66°	Elway	DeBerg
Sun., Dec. 16	20-10	W	San Diego Chargers	Mile High Stadium	64,919	47°	Elway	Tolliver
Sun., Dec. 23*	12-17	L	Seattle Seahawks	Kingdome	55,845	Ind.	Elway	Krieg
Sun., Dec. 30	22-13	W	Green Bay Packers	Mile High Stadium	46,943	38°	Elway	Dilweg
(Bye Oct. 28)	331-374				1,071,128			

1991

HEAD COACH: Dan Reeves

PRESEASON (2-3)

Day/Date	Score	W/L	Opponent	Location	Attend.	Temp.	Den. QB	Opp. QB
Sat., July 27	3-14	L	Detroit Lions	Canton, Ohio (Hall of Fame)	23,815	69°	Elway	Peete
Fri., Aug. 2*	10-3	W	Indianapolis Colts	Mile High Stadium	75,375	62°	Elway	George
Wed., Aug. 7*	6-24	L	San Francisco 49ers	Candlestick Park	54,170	75°	Elway	Young
Mon., Aug. 19*	21-13	W	Miami Dolphins	Mile High Stadium	72,555	66°	Elway	Marino
Fri., Aug. 23*	10-34	L	Phoenix Cardinals	Sun Devil Stadium	38,372	102°	Elway	Tupa
	50-88				264,287			

REGULAR SEASON (12-4 overall / 1st AFC West (5-3 Div.) / 7-1 home / 5-3 away)

Day/Date	Score	W/L	Opponent	Location	Attend.	Temp.	Den. QB	Opp. QB
Sun., Sept. 1	45-14	W	Cincinnati Bengals	Mile High Stadium	72,855	84°	Elway	Eisason
Sun., Sept. 8	13-16	L	Los Angeles Raiders	L.A. Coliseum	48,569	79°	Elway	Schroeder
Sun., Sept. 15	16-10	W	Seattle Seahawks	Mile High Stadium	74,152	64°	Elway	Kemp
Sun., Sept. 22	27-19	W	San Diego Chargers	Mile High Stadium	73,258	57°	Elway	Friesz
Sun., Sept. 29*	13-6	W	Minnesota Vikings	Metrodome	55,031	Ind.	Elway	Wilson, W.
Sun., Oct. 6	14-42	L	Houston Oilers	Astrodome	59,145	Ind.	Elway	Moon
Sun., Oct. 20	19-16	W	Kansas City Chiefs	Mile High Stadium	75,866	64°	Elway	DeBerg
Sun., Oct. 27	9-6	W	New England Patriots	Foxboro Stadium	43,994	76°	Elway	Millen
Sun., Nov. 3*	20-13	W	Pittsburgh Steelers	Mile High Stadium	70,973	23°	Elway	O'Donnell
Sun., Nov. 10	16-17	L	Los Angeles Raiders	Mile High Stadium	75,896	46°	Elway	Schroeder
Sun., Nov. 17	24-20	W	Kansas City Chiefs	Arrowhead Stadium	74,661	59°	Elway	DeBerg
Sun., Nov. 24	10-13	L	Seattle Seahawks	Kingdome	60,430	Ind.	Elway	Krieg
Sun., Dec. 1	20-3	W	New England Patriots	Mile High Stadium	67,116	23°	Elway	Millen
Sun., Dec. 8	17-7	W	Cleveland Browns	Cleveland Stadium	73,539	57°	Elway	Kosar
Sun., Dec. 15	24-19	W	Phoenix Cardinals	Mile High Stadium	74,098	49°	Elway	Chandler
Sun., Dec. 22	17-14	W	San Diego Chargers	Jack Murphy Stadium	51,449	64°	Elway	Friesz
(Bye Oct. 13)	304-235				1,053,275			

1991 AFC DIVISIONAL PLAYOFF GAME

Sat., Jan. 4	26-24	W	Houston Oilers	Mile High Stadium	75,301	36°	Elway	Moon
--------------	-------	---	----------------	-------------------	--------	-----	-------	------

1991 AFC CHAMPIONSHIP GAME

Sun., Jan. 12	7-10	L	Buffalo Bills	Rich Stadium	80,272	42°	Elway	Kelly
---------------	------	---	---------------	--------------	--------	-----	-------	-------

1992

HEAD COACH: Dan Reeves

PRESEASON (1-4)

Day/Date	Score	W/L	Opponent	Location	Attend.	Temp.	Den. QB	Opp. QB
Mon., Aug. 3*	7-13	L	San Francisco 49ers	Candlestick Park	50,435	64°	Pelluer	Young
Sat., Aug. 8*	31-10	W	Tampa Bay Buccaneers	Mile High Stadium	66,521	91°	Elway	Testaverde
Sat., Aug. 15*	27-31	L	Miami Dolphins	Olympic Stadium (Berlin, Germany; American Bowl; 7 p.m. in Berlin/11 a.m. in Denver)	60,813	64°	Elway	Marino
Sat., Aug. 22*	3-17	L	Dallas Cowboys	Texas Stadium	61,485	83°	Elway	Aikman
Fri., Aug. 28*	17-21	L	Phoenix Cardinals	Mile High Stadium	66,743	80°	Elway	Rosenbach
	75-92				305,997			

REGULAR SEASON (8-8 overall / 3rd AFC West (4-4 Div.) / 7-1 home / 1-7 away)

Day/Date	Score	W/L	Opponent	Location	Attend.	Temp.	Den. QB	Opp. QB
Sun., Sept. 6*	17-13	W	Los Angeles Raiders	Mile High Stadium	75,418	78°	Elway	Schroeder
Sun., Sept. 13	21-13	W	San Diego Chargers	Mile High Stadium	74,367	84°	Elway	Humphries
Sun., Sept. 20	0-30	L	Philadelphia Eagles	Veterans Stadium	65,833	72°	Elway	Cunningham
Sun., Sept. 27	12-0	W	Cleveland Browns	Cleveland Stadium	78,064	69°	Elway	Tomczak
Sun., Oct. 4	20-19	W	Kansas City Chiefs	Mile High Stadium	75,629	76°	Elway	Krieg
Mon., Oct. 12*	3-34	L	Washington Redskins	RFK Stadium	56,371	60°	Elway	Rypien
Sun., Oct. 18	27-21	W	Houston Oilers	Mile High Stadium	74,827	72°	Elway	Moon
Sun., Oct. 25	21-24	L	San Diego Chargers	Jack Murphy Stadium	53,576	71°	Elway	Humphries
Sun., Nov. 8	27-16	W	New York Jets	Mile High Stadium	74,678	55°	Elway	Nagle
Sun., Nov. 15*	27-13	W	New York Giants	Mile High Stadium	75,269	56°	Elway	Hostetler
Sun., Nov. 22	0-24	L	Los Angeles Raiders	L.A. Coliseum	50,011	67°	Maddox	Schroeder
Mon., Nov. 30*	13-16	L	Seattle Seahawks (OT)	Kingdome	51,612	Ind.	Maddox	Stouffer
Sun., Dec. 6	27-31	L	Dallas Cowboys	Mile High Stadium	74,946	31°	Maddox	Aikman
Sat., Dec. 12	17-27	L	Buffalo Bills	Rich Stadium	71,740	37°	Maddox	Kelly
Sun., Dec. 20	10-42	L	Seattle Seahawks	Mile High Stadium	72,570	44°	Elway	Gelfaugh
Sun., Dec. 27	20-42	L	Kansas City Chiefs	Arrowhead Stadium	76,240	45°	Elway	Krieg
(Bye Nov. 1)	262-329				1,108,833			

1993

HEAD COACH: Wade Phillips

PRESEASON (2-2)

Day/Date	Score	W/L	Opponent	Location	Attend.	Temp.	Den. QB	Opp. QB
Sat., Aug. 7*	23-7	W	Tampa Bay Buccaneers	Tampa Stadium	38,020	90°	Elway	Erickson, C.
Mon., Aug. 16*	13-16	L	San Francisco 49ers	Mile High Stadium	71,921	92°	Elway	Bono
Fri., Aug. 20*	34-24	W	Miami Dolphins	Mile High Stadium	59,383	78°	Elway	Marino
Fri., Aug. 27*	9-34	L	Phoenix Cardinals	Sun Devil Stadium	44,207	78°	Elway	Beuerlein
	79-81				213,531			

REGULAR SEASON (9-7 overall / 3rd AFC West (4-4 Div.) / 5-3 home / 4-4 away)

Day/Date	Score	W/L	Opponent	Location	Attend.	Temp.	Den. QB	Opp. QB
Sun., Sept. 5	26-20	W	New York Jets	Giants Stadium	68,130	81°	Elway	Esion
Sun., Sept. 12	34-17	W	San Diego Chargers	Mile High Stadium	75,074	91°	Elway	Humphries
Mon., Sept. 20*	7-15	L	Kansas City Chiefs	Arrowhead Stadium	78,453	74°	Elway	Montana
Sun., Oct. 3	35-13	W	Indianapolis Colts	Mile High Stadium	74,953	80°	Elway	Trudeau
Sun., Oct. 10	27-30	L	Green Bay Packers	Lambeau Field	58,943	43°	Elway	Favre
Mon., Oct. 18	20-23	L	Los Angeles Raiders	Mile High Stadium	75,712	44°	Elway	Hostetler
Sun., Oct. 31	28-17	W	Seattle Seahawks	Mile High Stadium	73,644	62°	Elway	Mirer
Sun., Nov. 7	29-14	W	Cleveland Browns	Cleveland Stadium	77,818	36°	Elway	Kosar
Sun., Nov. 14	23-26	L	Minnesota Vikings	Mile High Stadium	67,329	30°	Elway	Salisbury
Sun., Nov. 21	37-13	W	Pittsburgh Steelers	Mile High Stadium	74,840	58°	Elway	O'Donnell
Sun., Nov. 28	17-9	W	Seattle Seahawks	Kingdome	57,812	Ind.	Elway	Mirer
Sun., Dec. 5	10-13	L	San Diego Chargers	Jack Murphy Stadium	60,233	72°	Elway	Humphries
Sun., Dec. 12	27-21	W	Kansas City Chiefs	Mile High Stadium	75,822	51°	Elway	Montana
Sat., Dec. 18	13-3	W	Chicago Bears	Soldier Field	53,056	39°	Elway	Willis
Sun., Dec. 26	10-17	L	Tampa Bay Buccaneers	Mile High Stadium	73,434	57°	Elway	Erickson, C.
Sun., Jan. 2	30-33	L	Los Angeles Raiders (OT)	L.A. Coliseum	66,904	76°	Elway	Hostetler
(Bye Sept. 26 & Oct. 24)	373-284				1,112,157			

1993 AFC WILD CARD PLAYOFF GAME

Sun., Jan. 9	24-42	L	Los Angeles Raiders	L.A. Coliseum	65,314	73°	Elway	Hostetler
--------------	-------	---	---------------------	---------------	--------	-----	-------	-----------

1994

HEAD COACH: Wade Phillips

PRESEASON (2-3)

Day/Date	Score	W/L	Opponent	Location	Attend.	Temp.	Den. QB	Opp. QB
Sun., July 31*	22-25	L	Los Angeles Raiders	Olympic Stadium (Barcelona, Spain; American Bowl; Sun. 7 p.m. in Barcelona/Sun. 11 a.m. in Denver)	37,406	84°	Elway	Hostetler
Sat., Aug. 6*	37-16	W	Atlanta Falcons	Mile High Stadium	72,231	92°	Elway	George
Fri., Aug. 12*	3-20	L	San Francisco 49ers	Candlestick Park	52,429	75°	Elway	Young
Sun., Aug. 21	10-34	L	Dallas Cowboys	Texas Stadium	63,923	84°	Elway	Aikman
Thu., Aug. 25*	30-21	W	Arizona Cardinals	Mile High Stadium	70,075	84°	Millen	Beuerlein
	102-116				258,695			

REGULAR SEASON (7-9 overall / 4th AFC West (4-4 Div.) / 4-4 home / 3-5 away)

Day/Date	Score	W/L	Opponent	Location	Attend.	Temp.	Den. QB	Opp. QB
Sun., Sept. 4*	34-37	L	San Diego Chargers	Mile High Stadium	74,032	87°	Elway	Humphries
Sun., Sept. 11	22-25	L	New York Jets (OT)	Giants Stadium	73,436	69°	Elway	Esion
Sun., Sept. 18	16-48	L	Los Angeles Raiders	Mile High Stadium	75,764	83°	Elway	Hostetler
Mon., Sept. 26*	20-27	L	Buffalo Bills	Rich Stadium	75,373	62°	Elway	Kelly
Sun., Oct. 9	16-9	W	Seattle Seahawks	Husky Stadium	63,872	64°	Elway	Mirer
Mon., Oct. 17	28-31	L	Kansas City Chiefs	Mile High Stadium	75,151	42°	Elway	Montana
Sun., Oct. 23	20-15	W	San Diego Chargers	Jack Murphy Stadium	61,626	69°	Elway	Humphries
Sun., Oct. 30	26-14	W	Cleveland Browns	Mile High Stadium	73,190	40°	Elway	Testaverde
Sun., Nov. 6	21-27	L	Los Angeles Rams	Anaheim Stadium	48,103	74°	Elway	Chandler
Sun., Nov. 13	17-10	W	Seattle Seahawks	Mile High Stadium	71,290	52°	Elway	Mirer
Sun., Nov. 20	32-28	W	Atlanta Falcons	Mile High Stadium	70,594	48°	Elway	George
Sun., Nov. 27	15-13	W	Cincinnati Bengals	Mile High Stadium	69,714	30°	Elway	Blake
Sun., Dec. 4	20-17	W	Kansas City Chiefs (OT)	Arrowhead Stadium	77,631	67°	Elway	Bono
Sun., Dec. 11	13-23	L	Los Angeles Raiders	L.A. Coliseum	60,016	65°	Millen	Hostetler
Sat., Dec. 17	19-42	L	San Francisco 49ers	Candlestick Park	64,884	49°	Elway	Young
Sat., Dec. 24	28-30	L	New Orleans Saints	Mile High Stadium	64,445	59°	Millen	Everett
(Bye Oct. 2)	347-386				1,099,121			

1995

HEAD COACH: Mike Shanahan

PRESEASON (3-2)

Day/Date	Score	W/L	Opponent	Location	Attend.	Temp.	Den. QB	Opp. QB
Sat., July 29*	9-7	W	San Francisco 49ers	Mile High Stadium	71,182	89°	Elway	Young
Sun., Aug. 6	24-10	W	San Francisco 49ers	Tokyo Dome (Tokyo, Japan; American Bowl; Sunday a.m. in Tokyo/Sat. p.m. in Denver)	48,526	Ind.	Elway	Young
Sat., Aug. 12*	10-19	L	Carolina Panthers	Clemson Stadium	57,017	93°	Elway	Reich
Mon., Aug. 21*	20-17	W	Dallas Cowboys	Mile High Stadium	72,451	82°	Elway	Aikman
Fri., Aug. 25*	17-23	L	Jacksonville Jaguars	Jacksonville Municipal Stadium	66,023	82°	Millen	Beuerlein
	80-76				315,199			

REGULAR SEASON (8-8 overall / 4th AFC West (3-5 Div.) / 6-2 home / 2-6 away)

Day/Date	Score	W/L	Opponent	Location	Attend.	Temp.	Den. QB	Opp. QB
Sun., Sept. 3*	22-7	W	Buffalo Bills	Mile High Stadium	75,157	91°	Elway	Kelly
Sat., Sept. 10	21-31	L	Dallas Cowboys	Texas Stadium	64,578	84°	Elway	Aikman
Sun., Sept. 17	38-31	W	Washington Redskins	Mile High Stadium	71,930	80°	Elway	Ferruto
Sun., Sept. 24	6-17	L	San Diego Chargers	Jack Murphy Stadium	58,987	76°	Elway	Humphries
Sun., Oct. 1	10-27	L	Seattle Seahawks	Kingdome	49,914	Ind.	Elway	Mirer
Sun., Oct. 8*	37-3	W	New England Patriots	Foxboro Stadium	60,074	66°	Elway	Bledsoe
Mon., Oct. 16*	27-0	W	Oakland Raiders	Mile High Stadium	75,491	66°	Elway	Hostetler
Sun., Oct. 22	7-21	L	Kansas City Chiefs	Mile High Stadium	71,044	34°	Elway	Bono
Sun., Nov. 5	38-6	W	Arizona Cardinals	Mile High Stadium	71,488	65°	Elway	Krieg
Sun., Nov. 12*	13-31	L	Philadelphia Eagles	Veterans Stadium	60,842	34°	Elway	Peete
Sun., Nov. 19	30-27	W	San Diego Chargers	Mile High Stadium	74,681	55°	Elway	Humphries
Sun., Nov. 26	33-42	L	Houston Oilers	Astrodome	36,113	Ind.	Elway	Chandler
Sun., Dec. 3	31-23	W	Jacksonville Jaguars	Mile High Stadium	72,231	51°	Elway	Beuerlein
Sun., Dec. 10	27-31	L	Seattle Seahawks	Mile High Stadium	71,488	56°	Elway	Mirer
Sun., Dec. 17	17-20	L	Kansas City Chiefs	Arrowhead Stadium	75,061	37°	Elway	Bono
Sun., Dec. 24	31-28	W	Oakland Raiders	Oakland-Alameda County Coliseum	50,074	57°	Elway	Hobert
(Bye Oct. 29)	388-345				1,039,153			

1996

HEAD COACH: Mike Shanahan

PRESEASON (3-1)

Day/Date	Score	W/L	Opponent	Location	Attend.	Temp.	Den. QB	Opp. QB
Sat., Aug. 3	20-17	W	San Francisco 49ers	3Com Park	48,577	65°	Elway	Young
Sat., Aug. 10*	40-28	W	Carolina Panthers	Mile High Stadium	70,649	87°	Elway	Collins, K.
Sat., Aug. 17*	20-3	W	Dallas Cowboys	Texas Stadium	56,115	78°	Elway	Aikman
Fri., Aug. 23*	24-31	L	Jacksonville Jaguars	Mile High Stadium	57,665	64°	Elway	Brunell
	104-79				233,006			

REGULAR SEASON (13-3 overall / 1st AFC West (6-2 Div.) / 8-0 home / 5-3 away)

Day/Date	Score	W/L	Opponent	Location	Attend.	Temp.	Den. QB	Opp. QB
Sun., Sept. 1	31-16	W	New York Jets	Mile High Stadium	70,595	90°	Elway	O'Donnell
Sun., Sept. 8*	30-20	W	Seattle Seahawks	Kingdome	43,671	Ind.	Elway	Mirer
Sun., Sept. 15*	27-23	W	Tampa Bay Buccaneers	Mile High Stadium	71,535	70°	Elway	Dilfer
Sun., Sept. 22	14-17	L	Kansas City Chiefs	Arrowhead Stadium	79,439	75°	Elway	Bono
Sun., Sept. 29	14-10	W	Cincinnati Bengals	Cinergy Field	51,798	70°	Elway	Blake
Sun., Oct. 6	28-17	W	San Diego Chargers	Mile High Stadium	75,058	68°	Elway	Humphries
Sun., Oct. 20	45-34	W	Baltimore Ravens	Mile High Stadium	70,453	36°	Elway	Testaverde
Sun., Oct. 27	34-7	W	Kansas City Chiefs	Mile High Stadium	75,652	44°	Elway	Bono
Mon., Nov. 4*	22-21	W	Oakland Raiders	Oakland-Alameda County Coliseum	61,179	63°	Elway	Hostetler
Sun., Nov. 10	17-12	W	Chicago Bears	Mile High Stadium	75,555	66°	Elway	Krieg
Sun., Nov. 17	34-8	W	New England Patriots	Foxboro Stadium	59,452	55°	Elway	Bledsoe
Sun., Nov. 24	21-17	W	Minnesota Vikings	Hubert H. Humphrey Metrodome	59,142	Ind.	Elway	Johnson, B.
Sun., Dec. 1	34-7	W	Seattle Seahawks	Mile High Stadium	74,982	50°	Elway	Mirer
Sun., Dec. 8	6-41	L	Green Bay Packers	Lambeau Field	60,712	31°	Musgrave	Favre
Sun., Dec. 15	24-19	W	Oakland Raiders	Mile High Stadium	75,466	40°	Elway	Hostetler
Sun., Dec. 22*	10-16	L	San Diego Chargers	Jack Murphy Stadium	46,801	56°	Elway	Humphries
(Bye Oct. 13)	391-275				1,051,490			

1996 AFC DIVISIONAL PLAYOFF GAME

Sat., Jan. 4	27-30	L	Jacksonville Jaguars	Mile High Stadium	75,678	46°	Elway	Brunell
--------------	-------	---	----------------------	-------------------	--------	-----	-------	---------

1997

HEAD COACH: Mike Shanahan

PRESEASON (3-2)

Day/Date	Score	W/L	Opponent	Location	Attend.	Temp.	Den. QB	Opp. QB
Sat., Jul. 26*	31-10	W	Buffalo Bills	Mile High Stadium	69,739	81°	Elway	Collins, T.
Mon., Aug. 4*	19-38	L	Miami Dolphins	Estadio Guillermo Canedo (Mexico City, American Bowl)	104,629	70°	Elway	Marino
Sat., Aug. 9*	23-13	W	Carolina Panthers	Ericsson Stadium	68,296	78°	Lewis	Collins, K.
Sun., Aug. 17	21-31	L	New England Patriots	Foxboro Stadium	55,354	88°	Lewis	Bledsoe
Sat., Aug. 23*	31-17	W	San Francisco 49ers	Mile High Stadium	69,874	89°	Elway	Young
	125-109				367,892			

REGULAR SEASON (12-4 overall / 2nd AFC West (6-2 Div.) / 8-0 home / 4-4 away)

Day/Date	Score	W/L	Opponent	Location	Attend.	Temp.	Den. QB	Opp. QB
Sun., Aug. 31	19-3	W	Kansas City Chiefs	Mile High Stadium	75,600	82°	Elway	Grbac
Sun., Sept. 7	35-14	W	Seattle Seahawks	Kingdome	55,859	Ind.	Elway	Moon
Sun., Sept. 14	35-14	W	St. Louis Rams	Mile High Stadium	74,338	82°	Elway	Banks
Sun., Sept. 21	38-20	W	Cincinnati Bengals	Mile High Stadium	73,871	54°	Elway	Blake
Sun., Sept. 28	29-21	W	Atlanta Falcons	Georgia Dome	48,211	Ind.	Elway	Chandler
Mon., Oct. 6*	34-13	W	New England Patriots	Mile High Stadium	75,821	55°	Elway	Bledsoe
Sun., Oct. 19	25-28	L	Oakland Raiders	Oakland-Alameda County Coliseum	57,006	64°	Elway	George
Sun., Oct. 26	23-20	W	Buffalo Bills (OT)	Rich Stadium	78,458	43°	Elway	Collins, T.
Sun., Nov. 2	30-27	W	Seattle Seahawks	Mile High Stadium	74,212	46°	Elway	Moon
Sun., Nov. 9	34-0	W	Carolina Panthers	Mile High Stadium	71,408	28°	Elway	Collins, K.
Sun., Nov. 16	22-24	L	Kansas City Chiefs	Arrowhead Stadium	77,963	31°	Elway	Gannon
Mon., Nov. 24*	31-3	W	Oakland Raiders	Mile High Stadium	75,307	38°	Elway	George
Sun., Nov. 30*	38-28	W	San Diego Chargers	Qualcomm Stadium	54,245	56°	Elway	Whelihan
Sun., Dec. 7	24-35	L	Pittsburgh Steelers	Three Rivers Stadium	59,739	33°	Elway	Stewart
Mon., Dec. 15*	17-34	L	San Francisco 49ers	3Com Park	68,461	50°	Elway	Young
Sun., Dec. 21	38-3	W	San Diego Chargers	Mile High Stadium	69,632	33°	Elway	Whelihan
(Bye Oct. 12)	472-287				1,090,131			

1997 AFC WILD CARD PLAYOFF GAME

Sat., Dec. 27	42-17	W	Jacksonville Jaguars	Mile High Stadium	74,481	44°	Elway	Brunell
---------------	-------	---	----------------------	-------------------	--------	-----	-------	---------

1997 AFC DIVISIONAL PLAYOFF GAME

Sun., Jan. 4	14-10	W	Kansas City Chiefs	Arrowhead Stadium	76,965	32°	Elway	Grbac
--------------	-------	---	--------------------	-------------------	--------	-----	-------	-------

1997 AFC CHAMPIONSHIP GAME

Sun., Jan. 11	24-21	W	Pittsburgh Steelers	Three Rivers Stadium	61,382	38°	Elway	Stewart
---------------	-------	---	---------------------	----------------------	--------	-----	-------	---------

SUPER BOWL XXXII

Sun., Jan. 25	31-24	W	Green Bay Packers	Qualcomm Stadium, San Diego	68,912	67°	Elway	Favre
---------------	-------	---	-------------------	-----------------------------	--------	-----	-------	-------

BRONCOS IN THE HALL OF FAME GAME

The Broncos have played in three Hall of Fame Games in their history and own a 1-2 record in those preseason contests held at Fawcett Stadium in Canton, Ohio, as part of the Pro Football Hall of Fame induction ceremony weekend. In Hall of Fame Game action, Denver defeated Detroit 10-7 on July 24, 1976, lost to Detroit 14-3 on July 27, 1991, and lost to Washington 20-17 on Aug. 9, 2004.

1998

HEAD COACH: Mike Shanahan

PRESEASON (3-1)

Day/Date	Score	W/L	Opponent	Location	Attend.	Temp.	Den. QB	Opp. QB
Sat., Aug. 8*	20-13	W	St. Louis Rams	Trans World Dome	53,842	Ind.	Brister	Banks
Fri., Aug. 14*	17-10	W	New Orleans Saints	Mile High Stadium	70,937	82°	Elway	Hoibt
Mon., Aug. 24*	34-31	W	Green Bay Packers	Mile High Stadium	73,183	73°	Elway	Favre
Sat., Aug. 29	13-16	L	Tennessee Oilers	Vanderbilt Stadium	33,194	89°	Elway	McNair
	84-70				231,156			

REGULAR SEASON (14-2 overall / 1st AFC West (8-0 Div.) / 8-0 home / 6-2 away)

Day/Date	Score	W/L	Opponent	Location	Attend.	Temp.	Den. QB	Opp. QB
Mon., Sept. 7*	27-21	W	New England Patriots	Mile High Stadium	74,745	84°	Elway	Bledsoe
Sun., Sept. 13	42-23	W	Dallas Cowboys	Mile High Stadium	75,013	76°	Elway	Aikman
Sun., Sept. 20	34-17	W	Oakland Raiders	Oakland-Alameda County Coliseum	56,578	65°	Elway	George
Sun., Sept. 27	38-16	W	Washington Redskins	Jack Kent Cooke Stadium	71,880	90°	Brister	Green
Sun., Oct. 4	41-16	W	Philadelphia Eagles	Mile High Stadium	73,218	57°	Brister	Hoying
Sun., Oct. 11	21-16	W	Seattle Seahawks	Kingdome	66,258	Ind.	Elway	Moon
Sun., Oct. 25	37-24	W	Jacksonville Jaguars	Mile High Stadium	75,217	63°	Elway	Brunell
Sun., Nov. 1	33-26	W	Cincinnati Bengals	Cinergy Field	68,974	60°	Elway	O'Donnell
Sun., Nov. 8	27-10	W	San Diego Chargers	Mile High Stadium	74,925	37°	Brister	Leaf
Mon., Nov. 16*	30-7	W	Kansas City Chiefs	Arrowhead Stadium	78,100	54°	Brister	Gannon
Sun., Nov. 22	40-14	W	Oakland Raiders	Mile High Stadium	75,325	73°	Elway	Hollas
Sun., Nov. 29*	31-16	W	San Diego Chargers	Qualcomm Stadium	66,532	63°	Elway	Whelihan
Sun., Dec. 6	35-31	W	Kansas City Chiefs	Mile High Stadium	74,962	35°	Elway	Gannon
Sun., Dec. 13	16-20	L	New York Giants	Giants Stadium	72,336	41°	Elway	Graham
Mon., Dec. 21*	21-31	L	Miami Dolphins	Pro Player Stadium	74,363	76°	Elway	Marino
Sun., Dec. 27	28-21	W	Seattle Seahawks	Mile High Stadium	74,057	46°	Elway	Kitna
(Bye Oct. 18)	501-309				1,143,213			

1998 AFC DIVISIONAL PLAYOFF GAME

Sat., Jan. 9	38-3	W	Miami Dolphins	Mile High Stadium	75,729	49°	Elway	Marino
--------------	------	---	----------------	-------------------	--------	-----	-------	--------

1998 AFC CHAMPIONSHIP GAME

Sun., Jan. 17	23-10	W	New York Jets	Mile High Stadium	75,482	41°	Elway	Testaverde
---------------	-------	---	---------------	-------------------	--------	-----	-------	------------

SUPER BOWL XXXIII

Sun., Jan. 31*	34-19	W	Atlanta Falcons	Pro Player Stadium, Miami	74,803	73°	Elway	Chandler
----------------	-------	---	-----------------	---------------------------	--------	-----	-------	----------

1999

HEAD COACH: Mike Shanahan

PRESEASON (3-2)

Day/Date	Score	W/L	Opponent	Location	Attend.	Temp.	Den. QB	Opp. QB
Sun., Aug. 8	20-17	W	San Diego Chargers	Stadium Australia	73,811	60°	Brister	Harbaugh
				(Sydney, Australia; American Bowl, Sunday a.m. in Sydney/Sat. p.m. in Denver)				
Sat., Aug. 14*	38-7	W	Arizona Cardinals	Mile High Stadium	67,947	80°	Brister	Plummer
Mon., Aug. 23*	12-27	L	Green Bay Packers	Camp Randall Stad., Madison, Wisc.	78,184	66°	Brister	Favre
Sun., Aug. 29*	12-22	L	Dallas Cowboys	Texas Stadium	61,893	98°	Brister	Aikman
Fri., Sept. 3*	34-3	W	San Francisco 49ers	Mile High Stadium	68,421	67°	Griesse	Garcia
	116-76				350,250			

REGULAR SEASON (6-10 overall / 5th AFC West (4-4 Div.) / 3-5 home / 3-5 away)

Day/Date	Score	W/L	Opponent	Location	Attend.	Temp.	Den. QB	Opp. QB
Mon., Sept. 13*	21-38	L	Miami Dolphins	Mile High Stadium	75,623	60°	Griesse	Marino
Sun., Sept. 19	10-26	L	Kansas City Chiefs	Arrowhead Stadium	78,683	69°	Griesse	Grbac
Sun., Sept. 26	10-13	L	Tampa Bay Buccaneers	Raymond James Stadium	65,297	82°	Griesse	Dilfer
Sun., Oct. 3	13-21	L	New York Jets	Mile High Stadium	74,181	79°	Griesse	Mirer
Sun., Oct. 10	16-13	W	Oakland Raiders	Network Associates Coliseum	55,704	54°	Griesse	Gannon
Sun., Oct. 17	31-10	W	Green Bay Packers	Mile High Stadium	73,352	50°	Griesse	Favre
Sun., Oct. 24	23-24	L	New England Patriots	Foxboro Stadium	60,011	53°	Griesse	Bledsoe
Sun., Oct. 31	20-23	L	Minnesota Vikings	Mile High Stadium	75,021	75°	Griesse	George
Sun., Nov. 7	33-17	W	San Diego Chargers	Qualcomm Stadium	61,204	69°	Miller	Harbaugh
Sun., Nov. 14*	17-20	L	Seattle Seahawks	Kingdome	66,314	Ind.	Miller	Kitna
Mon., Nov. 22*	27-21	W	Oakland Raiders (OT)	Mile High Stadium	70,012	26°	Miller	Gannon
Sun., Dec. 5	10-16	L	Kansas City Chiefs	Mile High Stadium	73,855	45°	Griesse	Grbac
Mon., Dec. 13*	24-27	L	Jacksonville Jaguars	ALLTEL Stadium	71,337	69°	Griesse	Brunell
Sun., Dec. 19	36-30*	W	Seattle Seahawks	Mile High Stadium	65,987	27°	Griesse	Kitna
Sat., Dec. 25	17-7	W	Detroit Lions	Silverdome	73,158	Ind.	Griesse	Batch
Sun., Jan. 2	6-12	L	San Diego Chargers	Mile High Stadium	69,278	41°	Griesse	Harbaugh
(Bye Nov. 28)	314-318				1,109,037			

2000

HEAD COACH: Mike Shanahan

PRESEASON (4-0)

Day/Date	Score	W/L	Opponent	Location	Attend.	Temp.	Den. QB	Opp. QB
Sat., Aug. 5*	31-17	W	Arizona Cardinals	Sun Devil Stadium	37,781	101°	Griesse	Plummer
Sun., Aug. 13	26-20	W	Green Bay Packers	Mile High Stadium	75,367	89°	Griesse	Hasselbeck, M.
Sat., Aug. 19*	36-23	W	Dallas Cowboys	Mile High Stadium	76,632	85°	Griesse	Aikman
Fri., Aug. 25*	28-24	W	San Francisco 49ers	3COM Park	65,016	70°	Griesse	Garcia
	121-84				254,796			

REGULAR SEASON (11-5 overall / 2nd AFC West (6-2 Div.) / 6-2 home / 5-3 away)

Day/Date	Score	W/L	Opponent	Location	Attend.	Temp.	Den. QB	Opp. QB
Mon., Sept. 4*	36-41	L	St. Louis Rams	Trans World Dome	65,956	Ind.	Griesse	Warner
Sun., Sept. 10	42-14	W	Atlanta Falcons	Mile High Stadium	75,466	84°	Griesse	Chandler
Sun., Sept. 17	33-24	W	Oakland Raiders	Network Associates Coliseum	62,078	79°	Griesse	Gannon
Sun., Sept. 24	22-23	L	Kansas City Chiefs	Mile High Stadium	74,596	36°	Ferrotte	Grbac
Sun., Oct. 1	19-28	L	New England Patriots	Mile High Stadium	75,684	80°	Griesse	Bledsoe
Sun., Oct. 8	21-7	W	San Diego Chargers	Qualcomm Stadium	56,079	68°	Griesse	Harbaugh
Sun., Oct. 15	44-10	W	Cleveland Browns	Mile High Stadium	75,811	59°	Griesse	Couch
Sun., Oct. 22	21-31	L	Cincinnati Bengals	Paul Brown Stadium	61,603	73°	Griesse	Smith
Sun., Nov. 5	30-23	W	New York Jets	Giants Stadium	78,305	51°	Griesse	Testaverde
Mon., Nov. 13*	27-24	W	Oakland Raiders	Mile High Stadium	75,951	20°	Griesse	Gannon
Sun., Nov. 19	38-37	W	San Diego Chargers	Mile High Stadium	75,218	39°	Ferrotte	Leaf
Sun., Nov. 26	38-31	W	Seattle Seahawks	Husky Stadium	68,661	48°	Ferrotte	Huard, B.
Sun., Dec. 3	38-23	W	New Orleans Saints	Louisiana Superdome	64,900	Ind.	Ferrotte	Brooks
Sun., Dec. 10	31-24	W	Seattle Seahawks	Mile High Stadium	75,218	22°	Ferrotte	Kitna
Sun., Dec. 17	7-20	L	Kansas City Chiefs	Arrowhead Stadium	78,406	9°	Ferrotte	Grbac
Sat., Dec. 23	37-9	W	San Francisco 49ers	Mile High Stadium	76,098	45°	Griesse	Garcia
(Bye Oct. 29)	485-369				1,140,030			

2000 AFC WILD CARD PLAYOFF GAME

Sun., Dec. 31	3-21	L	Baltimore Ravens	PSINet Stadium	69,638	22°	Ferrotte	Dilfer
---------------	------	---	------------------	----------------	--------	-----	----------	--------

2001

HEAD COACH: Mike Shanahan

PRESEASON (3-1)

Day/Date	Score	W/L	Opponent	Location	Attend.	Temp.	Den. QB	Opp. QB
Sat., Aug. 11*	20-6	L	Dallas Cowboys	Texas Stadium	46,883	86°	Griese	Banks
Mon., Aug. 20*	7-22	L	Green Bay Packers	Lambeau Field	59,177	77°	Griese	Favre
Sat., Aug. 25*	31-24	W	New Orleans Saints	INVESCO Field at Mile High	74,063	81°	Griese	Brooks
Fri., Aug. 31*	35-7	W	San Francisco 49ers	INVESCO Field at Mile High	73,855	72°	Frerotte	Rattay
	93-59				253,928			

REGULAR SEASON (16-8 overall)		3rd AFC West (4-4 Div.)		6-2 home / 2-6 away				
Day/Date	Score	W/L	Opponent	Location	Attend.	Temp.	Den. QB	Opp. QB
Mon., Sept. 10*	31-20	W	New York Giants	INVESCO Field at Mile High	75,735	75°	Griese	Collins
Sun., Sept. 16			**Postponed until Jan. 6 due to terrorist attacks on U.S. **					
Sun., Sept. 23*	38-17	W	Arizona Cardinals	Sun Devil Stadium	50,913	103°	Griese	Plummer
Sun., Sept. 30	13-20	L	Baltimore Ravens	INVESCO Field at Mile High	75,082	71°	Griese	Grbac
Sun., Oct. 7	20-6	W	Kansas City Chiefs	INVESCO Field at Mile High	75,037	74°	Griese	Green
Sun., Oct. 14	21-34	L	Seattle Seahawks	Husky Stadium	61,837	54°	Griese	Dilfer
Sun., Oct. 21	10-27	L	San Diego Chargers	Qualcomm Stadium	67,521	66°	Griese	Flutie
Sun., Oct. 28	31-20	W	New England Patriots	INVESCO Field at Mile High	74,750	72°	Griese	Brady
Mon., Nov. 5*	28-38	L	Oakland Raiders	Network Associates Coliseum	62,637	62°	Griese	Gannon
Sun., Nov. 11	26-16	W	San Diego Chargers	INVESCO Field at Mile High	74,951	62°	Griese	Flutie
Sun., Nov. 18	10-17	L	Washington Redskins	INVESCO Field at Mile High	74,622	44°	Griese	Banks
Thu., Nov. 22	26-24	W	Dallas Cowboys	Texas Stadium	64,104	72°	Griese	Leaf
Sun., Dec. 2	10-21	L	Miami Dolphins	Pro Player Stadium	73,938	76°	Griese	Fiedler
Sun., Dec. 9*	20-7	W	Kansas City Chiefs	INVESCO Field at Mile High	74,524	38°	Griese	Hasselback, M.
Sun., Dec. 16	23-26	L	Kansas City Chiefs (OT)	Arrowhead Stadium	77,778	49°	Frerotte	Green
Sun., Dec. 30	23-17	W	Oakland Raiders	INVESCO Field at Mile High	75,582	24°	Griese	Gannon
Sun., Jan. 6	10-29	L	Indianapolis Colts	RCA Dome	56,192	Ind.	Griese	Manning, P.
(Bye Dec. 23)	340-339				1,115,203			

2002

HEAD COACH: Mike Shanahan

PRESEASON (3-1)

Day/Date	Score	W/L	Opponent	Location	Attend.	Temp.	Den. QB	Opp. QB
Sat., Aug. 10*	27-3	W	Chicago Bears	Memorial Stadium, Champaign, Ill.	52,168	85°	Griese	Miller
Mon., Aug. 19*	7-12	L	San Francisco 49ers	INVESCO Field at Mile High	73,071	85°	Griese	Garcia
Sat., Aug. 24*	19-13	W	Arizona Cardinals	Sun Devil Stadium	26,736	105°	Griese	Plummer
Thu., Aug. 29*	31-0	W	Seattle Seahawks	INVESCO Field at Mile High	71,755	65°	Jackson	Hasselbeck, M.
	84-28				223,730			

REGULAR SEASON (9-7 overall)		2nd AFC West (3-3 Div.)		5-3 home / 4-4 away				
Day/Date	Score	W/L	Opponent	Location	Attend.	Temp.	Den. QB	Opp. QB
Sun., Sept. 8	23-16	W	St. Louis Rams	INVESCO Field at Mile High	75,710	83°	Griese	Warner
Sun., Sept. 15	24-14	W	San Francisco 49ers	3COM Park	67,685	67°	Griese	Garcia
Sun., Sept. 22	28-23	W	Buffalo Bills	INVESCO Field at Mile High	75,359	59°	Griese	Bledsoe
Mon., Sept. 30*	23-14	L	Baltimore Ravens	Ravens Stadium	69,538	71°	Griese	Redman
Sun., Oct. 6	26-9	W	San Diego Chargers	INVESCO Field at Mile High	75,065	57°	Griese	Brees
Sun., Oct. 13*	22-24	L	Miami Dolphins	INVESCO Field at Mile High	75,941	58°	Griese	Fiedler
Sun., Oct. 20	37-34	W	Kansas City Chiefs (OT)	Arrowhead Stadium	78,446	51°	Griese	Green
Sun., Oct. 27	24-16	W	New England Patriots	Gillette Stadium	68,436	60°	Griese	Brady
Mon., Nov. 11*	10-34	L	Oakland Raiders	INVESCO Field at Mile High	76,643	32°	Griese	Gannon
Sun., Nov. 17	31-9	W	Seattle Seahawks	Seahawks Stadium	65,495	53°	Griese	Hasselbeck, M.
Sun., Nov. 24*	20-23	L	Indianapolis Colts (OT)	INVESCO Field at Mile High	75,075	25°	Griese	Manning, P.
Sun., Dec. 1	27-30	L	San Diego Chargers (OT)	Qualcomm Stadium	66,357	64°	Griese	Brees
Sun., Dec. 8	13-19	L	New York Jets	Giants Stadium	78,521	42°	Griese	Pennington
Sun., Dec. 15	31-24	W	Kansas City Chiefs	INVESCO Field at Mile High	75,947	54°	Griese	Green
Sun., Dec. 22	16-28	L	Oakland Raiders	Network Associates Coliseum	62,592	56°	Griese	Gannon
Sun., Dec. 29	37-7	W	Arizona Cardinals	INVESCO Field at Mile High	75,164	57°	Beuerlein	Plummer
(Bye Nov. 2)	392-344				1,161,974			

2003

HEAD COACH: Mike Shanahan

PRESEASON (3-1)

Day/Date	Score	W/L	Opponent	Location	Attend.	Temp.	Den. QB	Opp. QB
Sat., Aug. 9*	20-12	W	Houston Texans	Reliant Stadium	70,021	Ind.	Plummer	Carr
Sat., Aug. 16*	15-10	W	Chicago Bears	Memorial Stadium, Champaign, Ill.	52,861	85°	Plummer	Stewart
Mon., Aug. 25*	23-28	L	Indianapolis Colts	INVESCO Field at Mile High	72,510	82°	Plummer	Manning, P.
Fri., Aug. 29*	20-3	W	Seattle Seahawks	INVESCO Field at Mile High	73,038	70°	Jackson	Hasselbeck, M.
	78-53				268,430			

REGULAR SEASON (10-6 overall)		2nd AFC West (5-1 Div.)		6-2 home / 4-4 away				
Day/Date	Score	W/L	Opponent	Location	Attend.	Temp.	Den. QB	Opp. QB
Sun., Sept. 7	30-10	W	Cincinnati Bengals	Paul Brown Stadium	63,820	72°	Plummer	Kirby
Sun., Sept. 14	37-13	W	San Diego Chargers	Qualcomm Stadium	65,445	73°	Plummer	Brees
Mon., Sept. 22*	31-10	W	Oakland Raiders	INVESCO Field at Mile High	76,753	72°	Plummer	Gannon
Sun., Sept. 28	20-16	W	Detroit Lions	INVESCO Field at Mile High	75,719	66°	Plummer	Harrington
Sun., Oct. 5	23-24	L	Kansas City Chiefs	Arrowhead Stadium	78,903	69°	Plummer	Green
Sun., Oct. 12	17-14	W	Pittsburgh Steelers	INVESCO Field at Mile High	75,974	73°	Beuerlein	Maddox
Sun., Oct. 19	20-28	L	Minnesota Vikings	Hubert H. Humphrey Metrodome	64,381	67°	Beuerlein	Culpepper
Sun., Oct. 26	6-26	L	Baltimore Ravens	M&T Bank Stadium	69,721	Ind.	Kanell	Boller
Mon., Nov. 3*	26-30	L	New England Patriots	INVESCO Field at Mile High	76,203	35°	Kanell	Brady
Sun., Nov. 16	37-8	W	San Diego Chargers	INVESCO Field at Mile High	75,217	52°	Plummer	Flutie
Sun., Nov. 23	10-19	L	Chicago Bears	INVESCO Field at Mile High	75,540	18°	Plummer	Chandler
Sun., Nov. 30	22-8	W	Oakland Raiders	Network Associates Coliseum	57,201	55°	Plummer	Mirer
Sun., Dec. 7	45-27	W	Kansas City Chiefs	INVESCO Field at Mile High	76,403	63°	Plummer	Green
Sun., Dec. 14	23-20	W	Cleveland Browns (OT)	INVESCO Field at Mile High	75,358	52°	Plummer	Couch
Sun., Dec. 21*	31-17	W	Indianapolis Colts	RCA Dome	57,149	Ind.	Plummer	Manning, P.
Sun., Dec. 28	3-31	L	Green Bay Packers	Lambeau Field	70,299	45°	Jackson	Favre
(Bye Nov. 9)	381-301				1,134,086			

2003 AFC WILD CARD PLAYOFF GAME

Day/Date	Score	W/L	Opponent	Location	Attend.	Temp.	Den. QB	Opp. QB
Sun., Jan. 4	10-41	L	Indianapolis Colts	RCA Dome	56,586	Ind.	Plummer	Manning, P.

2004

HEAD COACH: Mike Shanahan

PRESEASON (2-3)

Day/Date	Score	W/L	Opponent	Location	Attend.	Temp.	Den. QB	Opp. QB
Mon., Aug. 9*	17-20	L	Washington Redskins	Fawcett Stadium (Canton, Ohio; Hall of Fame Game)	22,177	75°	Plummer	Brunell
Sun., Aug. 15*	6-16	L	Buffalo Bills	Quest Field	49,645	70°	Plummer	Bledsoe
Sat., Aug. 21*	19-3	W	Seattle Seahawks	Ralph Wilson Stadium	47,641	66°	Plummer	Hasselbeck, M.
Fri., Aug. 27*	31-17	W	Houston Texans	INVESCO Field at Mile High	71,256	54°	Plummer	Carr
Thu., Sept. 2*	21-33	L	Arizona Cardinals	INVESCO Field at Mile High	71,986	79°	Kanell	McCown
	94-89				262,705			

REGULAR SEASON (10-6 overall / 2nd AFC West (3-3 Div.) / 6-2 home / 4-4 away)

Day/Date	Score	W/L	Opponent	Location	Attend.	Temp.	Den. QB	Opp. QB
Sun., Sept. 12*	34-24	W	Kansas City Chiefs	INVESCO Field at Mile High	75,939	82°	Plummer	Green
Sun., Sept. 19	6-7	L	Jacksonville Jaguars	ALLTEL Stadium	69,127	78°	Plummer	Leftwich
Sun., Sept. 26	23-13	W	San Diego Chargers	INVESCO Field at Mile High	74,533	73°	Plummer	Brees
Sun., Oct. 3	16-13	W	Tampa Bay Buccaneers	Raymond James Stadium	65,341	86°	Plummer	Johnson
Sun., Oct. 10	20-17	W	Carolina Panthers	INVESCO Field at Mile High	75,072	72°	Plummer	Delhomme
Sun., Oct. 17	31-3	W	Oakland Raiders	Network Associates Coliseum	57,293	67°	Plummer	Collins
Mon., Oct. 25*	10-23	L	Cincinnati Bengals	Paul Brown Stadium	65,806	61°	Plummer	Palmer
Sun., Oct. 31	28-41	L	Atlanta Falcons	INVESCO Field at Mile High	75,083	54°	Plummer	Vick
Sun., Nov. 7	31-13	W	Houston Texans	INVESCO Field at Mile High	74,292	69°	Plummer	Carr
Sun., Nov. 21	34-13	W	New Orleans Saints	Louisiana Superdome	64,900	Ind.	Plummer	Brooks
Sun., Nov. 28*	24-25	L	Oakland Raiders	INVESCO Field at Mile High	75,936	18°	Plummer	Collins
Sun., Dec. 5	17-20	L	San Diego Chargers	Qualcomm Stadium	65,395	58°	Plummer	Brees
Sun., Dec. 12	20-17	W	Miami Dolphins	INVESCO Field at Mile High	75,027	37°	Plummer	Feeley
Sun., Dec. 19	17-45	L	Kansas City Chiefs	Arrowhead Stadium	77,702	15°	Plummer	Green
Sat., Dec. 25*	37-16	W	Tennessee Titans	The Coliseum	68,809	29°	Plummer	Volek
Sun., Jan. 2	33-14	W	Indianapolis Colts	INVESCO Field at Mile High	75,149	32°	Plummer	Manning, P.
(Bye Nov. 14)	381-304				1,135,404			

2004 AFC WILD CARD PLAYOFF GAME

Sun., Jan. 9	24-49	L	Indianapolis Colts	RCA Dome	56,609	Ind.	Plummer	Manning, P.
--------------	-------	---	--------------------	----------	--------	------	---------	-------------

2005

HEAD COACH: Mike Shanahan

PRESEASON (4-0)

Day/Date	Score	W/L	Opponent	Location	Attend.	Temp.	Den. QB	Opp. QB
Sat., Aug. 13*	20-14	W	Houston Texans	Reliant Stadium	70,016	Ind.	Plummer	Carr
Sat., Aug. 20*	26-21	W	San Francisco 49ers	INVESCO Field at Mile High	70,794	70°	Plummer	Smith
Sat., Aug. 27*	37-24	W	Indianapolis Colts	INVESCO Field at Mile High	74,152	77°	Plummer	Manning, P.
Fri., Sept. 2*	30-21	W	Arizona Cardinals	Sun Devil Stadium	40,888	99°	Van Pelt	Warner
	113-80				255,850			

REGULAR SEASON (13-3 overall / 1st AFC West (5-1 Div.) / 8-0 home / 5-3 away)

Day/Date	Score	W/L	Opponent	Location	Attend.	Temp.	Den. QB	Opp. QB
Sun., Sept. 11	10-34	L	Miami Dolphins	Dolphins Stadium	72,324	83°	Plummer	Ferrette
Sun., Sept. 18	20-17	W	San Diego Chargers	INVESCO Field at Mile High	75,310	77°	Plummer	Green
Mon., Sept. 26*	30-10	W	Kansas City Chiefs	INVESCO Field at Mile High	76,381	72°	Plummer	Green
Sun., Oct. 2	20-7	W	Jacksonville Jaguars	Alltel Stadium	66,045	82°	Plummer	Leftwich
Sun., Oct. 9	21-19	W	Washington Redskins	INVESCO Field at Mile High	75,880	50°	Plummer	Brunell
Sun., Oct. 16	28-20	W	New England Patriots	INVESCO Field at Mile High	76,571	75°	Plummer	Brady
Sun., Oct. 23	23-24	L	New York Giants	Giants Stadium	78,516	54°	Plummer	Manning, E.
Sun., Oct. 30	49-21	W	Philadelphia Eagles	INVESCO Field at Mile High	76,530	52°	Plummer	McNabb
Sun., Nov. 13	31-17	W	Oakland Raiders	McAfee Coliseum	62,779	61°	Plummer	Collins
Sun., Nov. 20	27-0	W	New York Jets	INVESCO Field at Mile High	76,255	61°	Plummer	Bollinger
Thu., Nov. 24	24-21	W	Dallas Cowboys (OT)	Texas Stadium	63,273	68°	Plummer	Bledsoe
Sun., Dec. 4	27-31	L	Kansas City Chiefs	Arrowhead Stadium	78,261	28°	Plummer	Green
Sun., Dec. 11	12-10	W	Baltimore Ravens	INVESCO Field at Mile High	75,651	41°	Plummer	Boller
Sat., Dec. 17*	28-17	W	Seattle Seahawks	Ralph Wilson Stadium	71,887	28°	Plummer	Holcomb
Sat., Dec. 24	22-3	W	Oakland Raiders	INVESCO Field at Mile High	76,212	52°	Plummer	Collins
Sat., Dec. 31	23-7	W	San Diego Chargers	Qualcomm Stadium	65,513	61°	Plummer	Brees
(Bye Nov. 6)	395-258				1,167,388			

2005 AFC DIVISIONAL PLAYOFF GAME

Sat., Jan. 14	27-13	W	New England Patriots	INVESCO Field at Mile High	76,238	54°	Plummer	Brady
---------------	-------	---	----------------------	----------------------------	--------	-----	---------	-------

2005 AFC CHAMPIONSHIP GAME

Sun., Jan. 22	17-34	L	Pittsburgh Steelers	INVESCO Field at Mile High	76,775	34°	Plummer	Roethlisberger
---------------	-------	---	---------------------	----------------------------	--------	-----	---------	----------------

2006

HEAD COACH: Mike Shanahan

PRESEASON (3-1)

Day/Date	Score	W/L	Opponent	Location	Attend.	Temp.	Den. QB	Opp. QB
Fri., Aug. 11*	13-20	L	Detroit Lions	Ford Field	56,919	Ind.	Plummer	Kirby
Sat., Aug. 19*	35-10	W	Tennessee Titans	INVESCO Field at Mile High	73,180	63°	Plummer	Volek
Sun., Aug. 27*	17-14	W	Houston Texans	INVESCO Field at Mile High	73,689	70°	Plummer	Carr
Thu., Aug. 31*	29-23	W	Arizona Cardinals	Cardinals Stadium	62,937	Ind.	Cutler	Warner
	94-67				266,721			

REGULAR SEASON (9-7 overall / 3rd AFC West (3-3 Div.) / 4-4 home / 5-3 away)

Day/Date	Score	W/L	Opponent	Location	Attend.	Temp.	Den. QB	Opp. QB
Sun., Sept. 10	10-18	L	St. Louis Rams	Edward Jones Dome	65,577	Ind.	Plummer	Bulger
Sun., Sept. 17	9-6	W	Kansas City Chiefs (OT)	INVESCO Field at Mile High	76,786	61°	Plummer	Huard, D.
Sun., Sept. 24*	17-7	W	New England Patriots	Gillette Stadium	68,756	68°	Plummer	Brady
Mon., Oct. 9*	13-3	W	Baltimore Ravens	INVESCO Field at Mile High	76,355	39°	Plummer	McNair
Sun., Oct. 15*	13-3	W	Oakland Raiders	INVESCO Field at Mile High	76,691	64°	Plummer	Walter
Sun., Oct. 22	17-7	W	Cleveland Browns	Cleveland Browns Stadium	73,024	48°	Plummer	Frye
Sun., Oct. 29	31-34	L	Indianapolis Colts	INVESCO Field at Mile High	76,767	70°	Plummer	Manning, P.
Sun., Nov. 5	31-29	W	Pittsburgh Steelers	Heinz Field	64,661	53°	Plummer	Roethlisberger
Sun., Nov. 12	17-13	W	Oakland Raiders	McAfee Coliseum	62,094	56°	Plummer	Walter
Sun., Nov. 19*	27-35	L	San Diego Chargers	INVESCO Field at Mile High	76,723	34°	Plummer	Rivers
Thu., Nov. 23*	10-19	L	Kansas City Chiefs	Arrowhead Stadium	79,484	65°	Plummer	Green
Sun., Dec. 3*	20-23	L	Seattle Seahawks	INVESCO Field at Mile High	76,146	16°	Cutler	Hasselbeck, M.
Sun., Dec. 10	20-48	L	San Diego Chargers	Qualcomm Stadium	67,514	57°	Cutler	Rivers
Sun., Dec. 17	37-20	W	Arizona Cardinals	Cardinals Stadium	63,845	60°	Cutler	Leinart
Sun., Dec. 24	24-23	W	Cincinnati Bengals	INVESCO Field at Mile High	75,759	32°	Cutler	Palmer
Sun., Dec. 31	23-26	L	San Francisco 49ers (OT)	INVESCO Field at Mile High	75,555	32°	Cutler	Smith
(Bye Oct. 1)	319-305				1,155,737			

2007

HEAD COACH: Mike Shanahan

PRESEASON (2-2)

Day/Date	Score	W/L	Opponent	Location	Attend.	Temp.	Den. QB	Opp. QB
Mon., Aug. 13*	17-13	W	San Francisco 49ers	Monster Park	66,764	66°	Cutler	Smith
Sat., Aug. 18*	20-31	L	Dallas Cowboys	Texas Stadium	61,034	91°	Cutler	Romo
Sat., Aug. 25*	16-17	L	Cleveland Browns	INVESCO Field at Mile High	75,361	84°	Cutler	Frye
Thu., Aug. 30*	21-3	W	Arizona Cardinals	INVESCO Field at Mile High	73,282	82°	Hackney	Leinart
	74-64				276,441			

REGULAR SEASON (7-9 overall / 2nd AFC West (3-3 Div.) / 5-3 home / 2-6 away)

Day/Date	Score	W/L	Opponent	Location	Attend.	Temp.	Den. QB	Opp. QB
Sun., Sept. 9	15-14	W	Buffalo Bills	Ralph Wilson Stadium	71,132	70°	Cutler	Losman
Sun., Sept. 16	23-20	W	Oakland Raiders (OT)	INVESCO Field at Mile High	76,784	87°	Cutler	McCown
Sun., Sept. 23	14-23	L	Jacksonville Jaguars	INVESCO Field at Mile High	76,463	75°	Cutler	Garrard
Sun., Sept. 30	20-38	L	Indianapolis Colts	RCA Dome	57,274	Ind.	Cutler	Manning, P.
Sun., Oct. 7	3-41	L	San Diego Chargers	INVESCO Field at Mile High	76,879	54°	Cutler	Rivers
Sun., Oct. 21*	31-28	W	Pittsburgh Steelers	INVESCO Field at Mile High	77,038	37°	Cutler	Roethlisberger
Mon., Oct. 29*	13-19	L	Green Bay Packers (OT)	INVESCO Field at Mile High	77,160	67°	Cutler	Favre
Sun., Nov. 4	7-44	L	Detroit Lions	Ford Field	60,783	Ind.	Cutler	Kirby
Sun., Nov. 11	27-11	W	Kansas City Chiefs	Arrowhead Stadium	77,368	69°	Cutler	Huard
Mon., Nov. 19*	34-20	W	Tennessee Titans	INVESCO Field at Mile High	76,590	63°	Cutler	Young
Sun., Nov. 25	34-37	L	Chicago Bears (OT)	Soldier Field	62,148	39°	Cutler	Grossman
Sun., Dec. 2	20-34	L	Oakland Raiders	McAfee Coliseum	61,990	60°	Cutler	McCown
Sun., Dec. 9	41-7	W	Kansas City Chiefs	INVESCO Field at Mile High	75,895	21°	Cutler	
Thu., Dec. 13*	13-31	L	Houston Texans	Reliant Stadium	70,747	59°	Cutler	Rosenfels
Mon., Dec. 24*	3-23	L	San Diego Chargers	Qualcomm Stadium	65,477	62°	Cutler	Rivers
Sun., Dec. 30	22-19	W	Minnesota Vikings (OT)	INVESCO Field at Mile High	76,084	36°	Cutler	Jackson
(Bye Oct. 14)	320-409				1,139,812			

2008

HEAD COACH: Mike Shanahan

PRESEASON (2-2)

Day/Date	Score	W/L	Opponent	Location	Attend.	Temp.	Den. QB	Opp. QB
Sat., Aug. 9*	16-19	L	Houston Texans	Reliant Stadium	70,020	Ind.	Cutler	Schaub
Sat., Aug. 16*	23-13	W	Dallas Cowboys	INVESCO Field at Mile High	74,484	57°	Cutler	Romo
Fri., Aug. 22*	24-27	L	Green Bay Packers	INVESCO Field at Mile High	74,213	73°	Cutler	Rodgers
Fri., Aug. 29*	28-14	W	Arizona Cardinals	University of Phoenix Stadium	63,215	Ind.	Hackney	Warner
	91-73				281,932			

REGULAR SEASON (8-8 overall / 2nd AFC West (3-3 Div.) / 4-4 home / 4-4 away)

Day/Date	Score	W/L	Opponent	Location	Attend.	Temp.	Den. QB	Opp. QB
Mon., Sept. 8*	41-14	W	Oakland Raiders	McAfee Coliseum	62,762	60°	Cutler	Russell
Sun., Sept. 14	39-38	W	San Diego Chargers	INVESCO Field at Mile High	75,915	59°	Cutler	Rivers
Sun., Sept. 21	34-32	W	New Orleans Saints	INVESCO Field at Mile High	75,713	75°	Cutler	Brees
Sun., Sept. 28	19-33	L	Kansas City Chiefs	Arrowhead Stadium	74,623	74°	Cutler	Huard
Sun., Oct. 5	16-13	W	Tampa Bay Buccaneers	INVESCO Field at Mile High	75,480	70°	Cutler	Griese
Sun., Oct. 12	17-24	L	Jacksonville Jaguars	INVESCO Field at Mile High	75,674	43°	Cutler	Garrard
Mon., Oct. 20*	7-41	L	New England Patriots	Gillette Stadium	68,756	40°	Cutler	Cassel
Sun., Nov. 2	17-26	L	Miami Dolphins	INVESCO Field at Mile High	75,499	77°	Cutler	Pennington
Thu., Nov. 6*	34-30	W	Cleveland Browns	Cleveland Browns Stadium	73,141	56°	Cutler	Quinn
Sun., Nov. 16	24-20	W	Atlanta Falcons	Georgia Dome	54,644	Ind.	Cutler	Ryan
Sun., Nov. 23	10-31	L	Oakland Raiders	INVESCO Field at Mile High	76,067	47°	Cutler	Russell
Sun., Nov. 30	34-17	W	New York Jets	The Meadowlands	78,809	36°	Cutler	Favre
Sun., Dec. 7	24-17	W	Kansas City Chiefs	INVESCO Field at Mile High	75,187	64°	Cutler	Thigpen
Sun., Dec. 14	10-30	L	Carolina Panthers	Bank of America Stadium	73,690	46°	Cutler	Delhomme
Sun., Dec. 21	23-30	L	Buffalo Bills	INVESCO Field at Mile High	74,539	17°	Cutler	Edwards
Sun., Dec. 28*	21-52	L	San Diego Chargers	Qualcomm Stadium	69,131	58°	Cutler	Rivers
(Bye Oct. 26)	370-448				1,159,630			

2009

HEAD COACH: Josh McDaniels

PRESEASON (1-3)

Day/Date	Score	W/L	Opponent	Location	Attend.	Temp.	Den. QB	Opp. QB
Fri., Aug. 14*	16-17	L	San Francisco 49ers	Candlestick Park	61,533	63°	Orton	Hill
Sat., Aug. 22*	13-27	L	Seattle Seahawks	Qwest Field	67,052	69°	Orton	Hasselbeck
Sun., Aug. 30*	17-17	T	Chicago Bears	INVESCO Field at Mile High	73,519	68°	Orton	Cutler
Thu., Sept. 3*	19-0	W	Arizona Cardinals	INVESCO Field at Mile High	72,088	79°	Brandstater	Warner
	65-71				274,192			

REGULAR SEASON (8-8 overall / 2nd AFC West (3-3 Div.) / 4-4 home / 4-4 away)

Day/Date	Score	W/L	Opponent	Location	Attend.	Temp.	Den. QB	Opp. QB
Sun., Sept. 13	12-7	W	Cincinnati Bengals	Paul Brown Stadium	62,831	72°	Orton	Palmer
Sun., Sept. 20	27-6	W	Cleveland Browns	INVESCO Field at Mile High	73,931	82°	Orton	Quinn
Sun., Sept. 27	23-3	W	Oakland Raiders	Oakland-Alameda County Coliseum	45,602	81°	Orton	Russell
Sun., Oct. 4	17-10	W	Dallas Cowboys	INVESCO Field at Mile High	76,440	55°	Orton	Romo
Sun., Oct. 11	20-17	W	New England Patriots (OT)	INVESCO Field at Mile High	76,011	30°	Orton	Brady
Mon., Oct. 19*	34-23	W	San Diego Chargers	Qualcomm Stadium	68,615	68°	Orton	Rivers
Sun., Nov. 1	7-30	L	Baltimore Ravens	M&T Bank Stadium	71,132	56°	Orton	Flacco
Mon., Nov. 9*	10-28	L	Pittsburgh Steelers	INVESCO Field at Mile High	76,716	55°	Orton	Roethlisberger
Sun., Nov. 15	17-27	L	Washington Redskins	FedEx Field	85,247	70°	Orton	Campbell
Sun., Nov. 22	3-32	L	San Diego Chargers	INVESCO Field at Mile High	74,707	51°	Simms	Rivers
Thu., Nov. 26*	26-6	W	New York Giants	INVESCO Field at Mile High	74,896	57°	Orton	Manning, E.
Sun., Dec. 6	44-13	W	Kansas City Chiefs	Arrowhead Stadium	68,912	37°	Orton	Cassel
Sun., Dec. 13	16-28	L	Indianapolis Colts	Lucas Oil Stadium	67,248	Ind.	Orton	Manning, P.
Sun., Dec. 20	19-20	L	Oakland Raiders	INVESCO Field at Mile High	74,502	57°	Orton	Frye
Sun., Dec. 27	27-30	L	Philadelphia Eagles	Lincoln Financial Field	69,144	45°	Orton	McNabb
Sun., Jan. 3	24-44	L	Kansas City Chiefs	INVESCO Field at Mile High	73,725	36°	Orton	Cassel
(Bye Oct. 26)	326-324				1,139,659			

2010

HEAD COACH: Josh McDaniels (12 games) & Eric Studesville (4 games)

PRESEASON (1-3)

Day/Date	Score	W/L	Opponent	Location	Attend.	Temp.	Den. QB	Opp. QB
Sun., Aug. 15*	24-33	L	Cincinnati Bengals	Paul Brown Stadium	51,278	78°	Orton	Palmer
Sat., Aug. 21*	20-25	L	Detroit Lions	INVESCO Field at Mile High	73,093	92°	Orton	Stafford
Sun., Aug. 29*	34-17	W	Pittsburgh Steelers	INVESCO Field at Mile High	73,054	90°	Orton	Roethlisberger
Thu., Sept. 2*	24-31	L	Minnesota Vikings	Mall of America Field (Metrodome)	63,328	Ind.	Orton	Jackson
	102-106				260,753			

REGULAR SEASON (4-12 overall / 4th AFC West (1-5 Div.) / 3-5 home / 1-7 away)

Day/Date	Score	W/L	Opponent	Location	Attend.	Temp.	Den. QB	Opp. QB
Sun., Sept. 12	17-24	L	Jacksonville Jaguars	EverBank Field	63,636	90°	Orton	Garrard
Sun., Sept. 19	31-14	W	Seattle Seahawks	INVESCO Field at Mile High	75,130	91°	Orton	Hasselbeck
Sun., Sept. 26	13-27	L	Indianapolis Colts	INVESCO Field at Mile High	76,401	85°	Orton	Manning, P.
Sun., Oct. 3	24-23	W	Tennessee Titans	LP Field	69,143	64°	Orton	Young
Sun., Oct. 10	17-31	L	Baltimore Ravens	M&T Bank Stadium	71,246	67°	Orton	Flacco
Sun., Oct. 17	20-24	L	New York Jets	INVESCO Field at Mile High	75,982	73°	Orton	Sanchez
Sun., Oct. 24	14-59	L	Oakland Raiders	INVESCO Field at Mile High	75,835	63°	Orton	Campbell
Sun., Oct. 31*	16-24	L	San Francisco 49ers	Wembley Stadium (London)	83,941	54°	Orton	Smith
Sun., Nov. 14	49-29	W	Kansas City Chiefs	INVESCO Field at Mile High	75,334	43°	Orton	Cassel
Mon., Nov. 22*	14-35	L	San Diego Chargers	Qualcomm Stadium	68,482	55°	Orton	Rivers
Sun., Nov. 28	33-36	L	St. Louis Rams	INVESCO Field at Mile High	72,736	45°	Orton	Bradford
Sun., Dec. 5	6-10	L	Kansas City Chiefs	Arrowhead Stadium	67,267	26°	Orton	Cassel
— Josh McDaniels out, Eric Studesville in as head coach —								
Sun., Dec. 12	13-43	L	Arizona Cardinals	University of Phoenix Stadium	62,223	Ind.	Orton	Skelton
Sun., Dec. 19	23-39	L	Oakland Raiders	Oakland Coliseum	44,246	55°	Tebow	Campbell
Sun., Dec. 26	24-23	W	Houston Texans	INVESCO Field at Mile High	73,681	52°	Tebow	Schaub
Sun., Jan. 2	28-33	L	San Diego Chargers	INVESCO Field at Mile High	74,155	42°	Tebow	Rivers
(Bye Nov. 7)	344-471				1,129,448			

2011

HEAD COACH: John Fox

PRESEASON (2-2)

Day/Date	Score	W/L	Opponent	Location	Attend.	Temp.	Den. QB	Opp. QB
Thu., Aug. 11*	23-21	W	Dallas Cowboys	Cowboys Stadium	74,045	Ind.	Orton	Romo
Sat., Aug. 20*	24-10	W	Buffalo Bills	Sports Authority Field at Mile High	71,236	87°	Orton	Fitzpatrick
Sat., Aug. 27*	23-20	W	Seattle Seahawks	Sports Authority Field at Mile High	72,347	87°	Orton	Jackson
Thu., Sept. 1*	7-26	L	Arizona Cardinals	University of Phoenix Stadium	59,910	Ind.	Quinn	Kolb
	77-80				277,538			

REGULAR SEASON (8-8 overall / 1st AFC West (3-3 Div.) / 3-5 home / 5-3 away)

Day/Date	Score	W/L	Opponent	Location	Attend.	Temp.	Den. QB	Opp. QB
Mon., Sept. 12*	20-23	L	Oakland Raiders	Sports Authority Field at Mile High	75,671	75°	Orton	Campbell
Sun., Sept. 18	24-22	W	Cincinnati Bengals	Sports Authority Field at Mile High	73,281	69°	Orton	Dalton
Sun., Sept. 25	14-17	L	Tennessee Titans	LP Field	69,143	73°	Orton	Hasselbeck
Sun., Oct. 2	23-49	L	Green Bay Packers	Lambeau Field	70,529	67°	Orton	Rodgers
Sun., Oct. 9	24-29	L	San Diego Chargers	Sports Authority Field at Mile High	74,895	52°	Orton	Rivers
Sun., Oct. 23	18-15	W	Miami Dolphins (OT)	Sun Life Stadium	63,800	77°	Tebow	Moore
Sun., Sept. 30	10-45	L	Detroit Lions	Sports Authority Field at Mile High	74,977	56°	Tebow	Stafford
Sun., Nov. 6	38-24	W	Oakland Raiders	O.co Coliseum	68,125	62°	Tebow	Palmer
Sun., Nov. 13	17-10	W	Kansas City Chiefs	Arrowhead Stadium	72,908	67°	Tebow	Cassel
Thu., Nov. 17*	17-13	W	New York Jets	Sports Authority Field at Mile High	74,746	54°	Tebow	Sanchez
Sun., Nov. 27	16-13	W	San Diego Chargers (OT)	Qualcomm Stadium	64,436	84°	Tebow	Rivers
Sun., Dec. 4	35-32	W	Minnesota Vikings	Mall of America Field (Metrodome)	62,939	Ind.	Tebow	Ponder
Sun., Dec. 11	13-10	W	Chicago Bears (OT)	Sports Authority Field at Mile High	76,487	50°	Tebow	Hanie
Sun., Dec. 18	23-41	L	New England Patriots	Sports Authority Field at Mile High	76,556	63°	Tebow	Brady
Sat., Dec. 24	14-40	L	Buffalo Bills	Ralph Wilson Stadium	45,112	30°	Tebow	Fitzpatrick
Sun., Jan. 1	3-7	L	Kansas City Chiefs	Sports Authority Field at Mile High	76,005	35°	Tebow	Orton
(Bye Oct. 16)	309-390				1,109,610			

2011 AFC WILD CARD PLAYOFF GAME

Sun., Jan. 8	29-23	W	Pittsburgh Steelers (OT)	Sports Authority Field at Mile High	75,970	40°	Tebow	Roethlisberger
--------------	-------	---	--------------------------	-------------------------------------	--------	-----	-------	----------------

2011 AFC DIVISIONAL PLAYOFF GAME

Sat., Jan. 14	10-45	L	New England Patriots	Gillette Stadium	68,756	24°	Tebow	Brady
---------------	-------	---	----------------------	------------------	--------	-----	-------	-------

2012

HEAD COACH: John Fox

PRESEASON (2-2)

Day/Date	Score	W/L	Opponent	Location	Attend.	Temp.	Den. QB	Opp. QB
Thu., Aug. 9*	31-3	W	Chicago Bears	Soldier Field	60,442	68°	Manning	Campbell
Sat., Aug. 18	10-30	L	Seattle Seahawks	Sports Authority Field at Mile High	74,012	79°	Manning	Flynn
Sat., Aug. 26	24-29	L	San Francisco 49ers	Sports Authority Field at Mile High	75,122	79°	Manning	Smith
Thu., Aug. 30*	16-13	W	Arizona Cardinals	University of Phoenix Stadium	59,773	Ind.	Hanie	Lindley
	81-75				269,349			

REGULAR SEASON (13-3 overall / 1st AFC West (6-0 Div.) / 7-1 home / 6-2 away)

Day/Date	Score	W/L	Opponent	Location	Attend.	Temp.	Den. QB	Opp. QB
Sun., Sept. 9*	31-19	W	Pittsburgh Steelers	Sports Authority Field at Mile High	76,823	85°	Manning	Roethlisberger
Mon., Sept. 17*	21-27	L	Atlanta Falcons	Georgia Dome	70,427	Ind.	Manning	Ryan
Sun., Sept. 23	25-31	L	Houston Texans	Sports Authority Field at Mile High	76,566	84°	Manning	Schaub
Sun., Sept. 30	37-6	W	Oakland Raiders	Sports Authority Field at Mile High	76,787	72°	Manning	Palmer
Sun., Oct. 7	21-31	L	New England Patriots	Gillette Stadium	68,756	54°	Manning	Brady
Mon., Oct. 15*	35-24	W	San Diego Chargers	Qualcomm Stadium	68,604	78°	Manning	Rivers
Sun., Oct. 28*	34-14	W	New Orleans Saints	Sports Authority Field at Mile High	76,832	59°	Manning	Brees
Sun., Nov. 4	31-23	W	Cincinnati Bengals	Paul Brown Stadium	63,623	48°	Manning	Dalton
Sun., Nov. 11	36-14	W	Carolina Panthers	Bank of America Stadium	73,939	71°	Manning	Newton
Sun., Nov. 18	30-23	W	San Diego Chargers	Sports Authority Field at Mile High	76,769	60°	Manning	Rivers
Sun., Nov. 25	17-9	W	Kansas City Chiefs	Arrowhead Stadium	74,244	52°	Manning	Quinn
Sun., Dec. 2	31-23	W	Tampa Bay Buccaneers	Sports Authority Field at Mile High	76,432	64°	Manning	Freeman
Thu., Dec. 6*	26-13	W	Oakland Raiders	O.co Coliseum	53,807	57°	Manning	Palmer
Sun., Dec. 16	34-17	W	Baltimore Ravens	M&T Bank Stadium	71,317	53°	Manning	Flacco
Sun., Dec. 23	34-12	W	Cleveland Browns	Sports Authority Field at Mile High	76,351	51°	Manning	Weeden
Sun., Dec. 30	38-3	W	Kansas City Chiefs	Sports Authority Field at Mile High	76,502	35°	Manning	Quinn
(Bye Oct. 16)	481-289				1,157,779			

2012 AFC DIVISIONAL PLAYOFF GAME

Sat., Jan. 12	35-38	L	Baltimore Ravens (OT)	Sports Authority Field at Mile High	76,732	13°	Manning	Flacco
---------------	-------	---	-----------------------	-------------------------------------	--------	-----	---------	--------

2013

HEAD COACH: John Fox

PRESEASON (2-2)

Day/Date	Score	W/L	Opponent	Location	Attend.	Temp.	Den. QB	Opp. QB
Thu., Aug. 8	10-6	W	San Francisco 49ers	Candlestick Park	69,732	61°	Manning	Kaepernick
Sat., Aug. 17*	10-40	L	Seattle Seahawks	CenturyLink Field	67,635	76°	Manning	Wilson
Sat., Aug. 24*	27-26	W	St. Louis Rams	Sports Authority Field at Mile High	75,473	79°	Manning	Bradford
Thu., Aug. 29*	24-32	L	Arizona Cardinals	Sports Authority Field at Mile High	75,465	82°	Osweller	Stanton
	71-104				288,305			

REGULAR SEASON (13-3 overall / 1st AFC West (5-1 Div.) / 7-1 home / 6-2 away)

Day/Date	Score	W/L	Opponent	Location	Attend.	Temp.	Den. QB	Opp. QB
Thu., Sept. 5*	49-27	W	Baltimore Ravens	Sports Authority Field at Mile High	76,977	83°	Manning	Flacco
Sun., Sept. 15	41-23	W	New York Giants	MetLife Stadium	81,285	70°	Manning	Manning
Mon., Sept. 23*	37-21	W	Oakland Raiders	Sports Authority Field at Mile High	76,978	64°	Manning	Pryor
Sun., Sept. 29	52-20	W	Philadelphia Eagles	Sports Authority Field at Mile High	77,002	76°	Manning	Vick
Sun., Oct. 6	51-48	W	Dallas Cowboys	AT&T Stadium	92,758	Ind.	Manning	Romo
Sun., Oct. 13	35-19	W	Jacksonville Jaguars	Sports Authority Field at Mile High	76,862	59°	Manning	Henne
Sun., Oct. 20*	33-39	L	Indianapolis Colts	Lucas Oil Stadium	67,196	57°	Manning	Luck
Sun., Oct. 27	45-21	W	Washington Redskins	Sports Authority Field at Mile High	77,031	69°	Manning	Griffin
Sun., Nov. 10	28-20	W	San Diego Chargers	Qualcomm Stadium	68,847	78°	Manning	Rivers
Sun., Nov. 17*	27-17	W	Kansas City Chiefs	Sports Authority Field at Mile High	77,076	43°	Manning	Smith
Sun., Nov. 24*	31-34	L	New England Patriots (OT)	Gillette Stadium	68,756	22°	Manning	Brady
Sun., Dec. 1	35-28	W	Kansas City Chiefs	Arrowhead Stadium	77,065	55°	Manning	Smith
Sun., Dec. 8	51-28	W	Tennessee Titans	Sports Authority Field at Mile High	76,554	18°	Manning	Fitzpatrick
Thu., Dec. 12*	20-27	L	San Diego Chargers	Sports Authority Field at Mile High	76,497	37°	Manning	Rivers
Sun., Dec. 22	37-13	W	Houston Texans	Reliant Stadium	71,761	58°	Manning	Schaub
Sun., Dec. 29	34-14	W	Oakland Raiders	O.co Coliseum	51,500	70°	Manning	Pryor
(Bye Nov. 3)	606-399				1,194,145			

2013 AFC DIVISIONAL PLAYOFF GAME

Sat., Jan. 12	24-17	W	San Diego Chargers	Sports Authority Field at Mile High	76,969	41°	Manning	Rivers
---------------	-------	---	--------------------	-------------------------------------	--------	-----	---------	--------

2013 AFC CHAMPIONSHIP GAME

Sat., Jan. 19	26-16	W	New England Patriots	Sports Authority Field at Mile High	77,110	63°	Manning	Brady
---------------	-------	---	----------------------	-------------------------------------	--------	-----	---------	-------

SUPER BOWL XLVIII

Sun., Feb. 2	8-43	L	Seattle Seahawks	MetLife Stadium	82,529	49°	Manning	Wilson
--------------	------	---	------------------	-----------------	--------	-----	---------	--------

2014

HEAD COACH: John Fox

PRESEASON (3-1)

Day/Date	Score	W/L	Opponent	Location	Attend.	Temp.	Den. QB	Opp. QB
Thu., Aug. 7*	21-16	W	Seattle Seahawks	Sports Authority Field at Mile High	75,593	75°	Manning	Wilson
Sat., Aug. 17	34-0	W	San Francisco 49ers	Levi's Stadium	68,426	65°	Manning	Kaepernick
Sat., Aug. 23*	17-18	L	Houston Texans	Sports Authority Field at Mile High	75,093	75°	Manning	Fitzpatrick
Thu., Aug. 28*	27-3	W	Dallas Cowboys	AT&T Stadium	77,922	Ind.	Osweller	Weeden
	99-37				297,034			

REGULAR SEASON (12-4 overall / 1st AFC West (6-0 Div.) / 8-0 home / 4-4 away)

Day/Date	Score	W/L	Opponent	Location	Attend.	Temp.	Den. QB	Opp. QB
Sun., Sept. 7*	31-24	W	Indianapolis Colts	Sports Authority Field at Mile High	76,939	75°	Manning	Luck
Sun., Sept. 14	24-17	W	Kansas City Chiefs	Sports Authority Field at Mile High	76,900	85°	Manning	Smith
Sun., Sept. 21	20-26	L	Seattle Seahawks (OT)	CenturyLink Field	68,447	70°	Manning	Wilson
Sun., Oct. 5	41-20	W	Arizona Cardinals	Sports Authority Field at Mile High	76,895	71°	Manning	Stanton
Sun., Oct. 12	31-17	W	New York Jets	MetLife Stadium	78,160	61°	Manning	Smith
Sun., Oct. 19*	42-17	W	San Francisco 49ers	Sports Authority Field at Mile High	77,047	67°	Manning	Kaepernick
Thu., Oct. 23*	35-21	W	San Diego Chargers	Sports Authority Field at Mile High	76,907	68°	Manning	Rivers
Sun., Nov. 2	21-43	L	New England Patriots	Gillette Stadium	68,756	25°	Manning	Brady
Sun., Nov. 9	41-17	W	Oakland Raiders	O.co Coliseum	54,803	68°	Manning	Carr
Sun., Nov. 16	7-22	L	St. Louis Rams	Edward Jones Dome	59,401	Ind.	Manning	Hill
Sun., Nov. 23	39-36	W	Miami Dolphins	Sports Authority Field at Mile High	76,987	39°	Manning	Tannehill
Sun., Nov. 30*	29-16	W	Kansas City Chiefs	Arrowhead Stadium	76,894	27°	Manning	Smith
Sun., Dec. 7	24-17	W	Buffalo Bills	Sports Authority Field at Mile High	76,913	63°	Manning	Orton
Sun., Dec. 14	22-10	W	San Diego Chargers	Qualcomm Stadium	68,682	64°	Manning	Rivers
Mon., Dec. 22*	28-37	L	Cincinnati Bengals	Paul Brown Stadium	66,107	47°	Manning	Dalton
Sun., Dec. 28	47-14	W	Oakland Raiders	Sports Authority Field at Mile High	76,929	40°	Manning	Carr
(Bye Sept. 28)	482-354				1,156,767			

2014 AFC DIVISIONAL PLAYOFF GAME

Sun., Jan. 11	13-24	L	Indianapolis Colts	Sports Authority Field at Mile High	76,867	40°	Manning	Luck
---------------	-------	---	--------------------	-------------------------------------	--------	-----	---------	------

2015

HEAD COACH: Gary Kubiak

PRESEASON (3-1)

Day/Date	Score	W/L	Opponent	Location	Attend.	Temp.	Den. QB	Opp. QB
Fri., Aug. 14*	22-20	W	Seattle Seahawks	CenturyLink Field	68,677	63°	Oswieiler	Wilson
Sat., Aug. 22*	14-10	W	Houston Texans	NRG Stadium	71,533	89°	Manning	Mallett
Sat., Aug. 29*	19-12	W	San Francisco 49ers	Sports Authority Field at Mile High	76,149	84°	Manning	Kaepernick
Thu., Sept. 3*	20-22	L	Arizona Cardinals	Sports Authority Field at Mile High	75,032	65°	Oswieiler	Sims
	75-64				291,391			

REGULAR SEASON (12-4 overall / 1st AFC West (4-2 Div.) / 6-2 home / 6-2 away)

Day/Date	Score	W/L	Opponent	Location	Attend.	Temp.	Den. QB	Opp. QB
Sun., Sept. 13	19-13	W	Baltimore Ravens	Sports Authority Field at Mile High	76,798	88°	Manning	Flacco
Thu., Sept. 17*	31-24	W	Kansas City Chiefs	Arrowhead Stadium	76,404	87°	Manning	Smith
Sun., Sept. 27	24-12	W	Detroit Lions	Ford Field	62,920	Ind.	Manning	Stafford
Sun., Oct. 4	23-22	W	Minnesota Vikings	Sports Authority Field at Mile High	77,029	60°	Manning	Bridgewater
Sun., Oct. 11	16-10	W	Oakland Raiders	O.co Coliseum	50,500	72°	Manning	Carr
Sun., Oct. 18	26-23	W	Cleveland Browns (OT)	FirstEnergy Stadium	67,431	47°	Manning	McCown
Sun., Nov. 1*	29-10	W	Green Bay Packers	Sports Authority Field at Mile High	77,075	61°	Manning	Rodgers
Sun., Nov. 8	24-27	L	Indianapolis Colts	Lucas Oil Stadium	66,894	54°	Manning	Luck
Sun., Nov. 15	13-29	L	Kansas City Chiefs	Sports Authority Field at Mile High	76,973	64°	Manning	Smith
Sun., Nov. 22	17-15	W	Chicago Bears	Soldier Field	62,483	29°	Oswieiler	Cutler
Sun., Nov. 29*	30-24	W	New England Patriots (OT)	Sports Authority Field at Mile High	76,970	23°	Oswieiler	Brady
Sun., Dec. 6	17-3	W	San Diego Chargers	Qualcomm Stadium	68,631	78°	Oswieiler	Rivers
Sun., Dec. 13	12-15	L	Oakland Raiders	Sports Authority Field at Mile High	76,824	45°	Oswieiler	Carr
Sun., Dec. 20	27-34	L	Pittsburgh Steelers	Heinz Field	67,234	41°	Oswieiler	Roethlisberger
Mon., Dec. 28*	20-17	W	Cincinnati Bengals (OT)	Sports Authority Field at Mile High	76,868	16°	Oswieiler	McCarron
Sun., Jan. 3	27-20	W	San Diego Chargers	Sports Authority Field at Mile High	76,844	50°	Oswieiler	Rivers
(Bye Oct. 25)	355-296				1,141,878			

2015 AFC DIVISIONAL PLAYOFF GAME

Sun., Jan. 17	23-16	W	Pittsburgh Steelers	Sports Authority Field at Mile High	76,956	43°	Manning	Roethlisberger
---------------	-------	---	---------------------	-------------------------------------	--------	-----	---------	----------------

2015 AFC CHAMPIONSHIP GAME

Sun., Jan. 24	20-18	W	New England Patriots	Sports Authority Field at Mile High	77,112	46°	Manning	Brady
---------------	-------	---	----------------------	-------------------------------------	--------	-----	---------	-------

SUPER BOWL 50

Sun., Feb. 7	24-10	W	Carolina Panthers	Levi's Stadium	71,088	76°	Manning	Newton
--------------	-------	---	-------------------	----------------	--------	-----	---------	--------

2016

HEAD COACH: Gary Kubiak

PRESEASON (2-2)

Day/Date	Score	W/L	Opponent	Location	Attend.	Temp.	Den. QB	Opp. QB
Thu., Aug. 11*	22-0	W	Chicago Bears	Soldier Field	61,862	88°	Sanchez	Cutler
Sat., Aug. 20*	24-31	L	San Francisco 49ers	Sports Authority Field at Mile High	75,422	73°	Siemian	Gabbert
Sat., Aug. 27*	17-9	W	Los Angeles Rams	Sports Authority Field at Mile High	75,532	78°	Siemian	Keenum
Thu., Sept. 1*	17-38	L	Arizona Cardinals	University of Phoenix Stadium	64,551	Ind.	Lynch	Barkley
	80-78				277,367			

REGULAR SEASON (9-7 overall / 3rd AFC West (2-4 Div.) / 5-3 home / 4-4 away)

Day/Date	Score	W/L	Opponent	Location	Attend.	Temp.	Den. QB	Opp. QB
Sun., Sept. 8*	21-20	W	Carolina Panthers	Sports Authority Field at Mile High	76,843	85°	Siemian	Newton
Sun., Sept. 18	34-20	W	Indianapolis Colts	Sports Authority Field at Mile High	76,379	85°	Siemian	Luck
Sun., Sept. 25	29-17	W	Cincinnati Bengals	Paul Brown Stadium	63,850	81°	Siemian	Dalton
Sun., Oct. 2	26-7	W	Tampa Bay Buccaneers	Raymond James Stadium	60,375	88°	Siemian	Winston
Sun., Oct. 9	17-23	L	Atlanta Falcons	Sports Authority Field at Mile High	76,802	72°	Lynch	Ryan
Thu., Oct. 13*	13-21	L	San Diego Chargers	Qualcomm Stadium	58,904	70°	Siemian	Rivers
Mon., Oct. 24*	27-9	W	Houston Texans	Sports Authority Field at Mile High	76,865	71°	Siemian	Oswieiler
Sun., Oct. 30	27-19	W	San Diego Chargers	Sports Authority Field at Mile High	76,756	76°	Siemian	Rivers
Sun., Nov. 6*	20-30	L	Oakland Raiders	Oakland-Alameda County Coliseum	54,957	65°	Siemian	Carr
Sun., Nov. 13	25-23	W	New Orleans Saints	Mercedes-Benz Superdome	73,138	Ind.	Siemian	Brees
Sun., Nov. 27*	27-30	L	Kansas City Chiefs (OT)	Sports Authority Field at Mile High	76,819	44°	Siemian	Smith
Sun., Dec. 4	20-10	W	Jacksonville Jaguars	EverBank Field	63,075	70°	Lynch	Bortles
Sun., Dec. 11	10-13	L	Tennessee Titans	Nissan Stadium	68,780	50°	Siemian	Marlota
Sun., Dec. 18	3-16	L	New England Patriots	Sports Authority Field at Mile High	76,893	18°	Siemian	Brady
Sun., Dec. 25*	10-33	L	Kansas City Chiefs	Arrowhead Stadium	76,671	53°	Siemian	Smith
Sun., Jan. 1	24-6	W	Oakland Raiders	Sports Authority Field at Mile High	76,836	45°	Siemian	McGloin
(Bye Nov. 20)	333-297				1,133,943			

2017

HEAD COACH: Vance Joseph

PRESEASON (4-0)

Day/Date	Score	W/L	Opponent	Location	Attend.	Temp.	Den. QB	Opp. QB
Thu., Aug. 10*	24-17	W	Chicago Bears	Soldier Field	60,924	81°	Siemian	Glennon
Sat., Aug. 19*	33-14	W	San Francisco 49ers	Levi's Stadium	62,283	76°	Lynch	Hoyer
Sat., Aug. 26*	20-17	W	Green Bay Packers	Sports Authority Field at Mile High	76,438	86°	Siemian	Rodgers
Thu., Aug. 31*	30-2	W	Arizona Cardinals	Sports Authority Field at Mile High	75,347	75°	Siemian	Gabbert
	107-50				277,367			

REGULAR SEASON (5-11 overall / 4th AFC West (2-4 Div.) / 4-4 home / 1-7 away)

Day/Date	Score	W/L	Opponent	Location	Attend.	Temp.	Den. QB	Opp. QB
Mon. Sept. 11*	24-21	W	Los Angeles Chargers	Sports Authority Field at Mile High	76,324	73°	Siemian	Rivers
Sun., Sept. 17	42-17	W	Dallas Cowboys	Sports Authority Field at Mile High	76,919	72°	Siemian	Prescott
Sun., Sept. 24	16-26	L	Buffalo Bills	New Era Field	68,865	83°	Siemian	Taylor
Sun., Oct. 1	16-10	W	Oakland Raiders	Sports Authority Field at Mile High	76,909	72°	Siemian	Carr
Sun., Oct. 15*	10-23	L	New York Giants	Sports Authority Field at Mile High	76,721	61°	Siemian	Manning
Sun., Oct. 22	0-21	L	Los Angeles Chargers	StubHub Center	25,388	90°	Siemian	Rivers
Mon., Oct. 30*	19-29	L	Kansas City Chiefs	Arrowhead Stadium	76,573	44°	Siemian	Smith
Sun., Nov. 5	12-51	L	Philadelphia Eagles	Lincoln Financial Field	69,596	61°	Oswieiler	Wentz
Sun., Nov. 12*	16-41	L	New England Patriots	Sports Authority Field at Mile High	76,820	48°	Oswieiler	Brady
Sun., Nov. 19	17-20	L	Cincinnati Bengals	Sports Authority Field at Mile High	75,707	60°	Oswieiler	Dalton
Sun., Nov. 26	14-21	L	Oakland Raiders	Oakland-Alameda County Coliseum	53,930	61°	Lynch	Carr
Sun., Dec. 3	9-35	L	Miami Dolphins	Hard Rock Stadium	65,932	80°	Siemian	Cutler
Sun., Dec. 10	23-0	W	New York Jets	Sports Authority Field at Mile High	75,518	60°	Siemian	McCown
Thu., Dec. 14*	25-13	W	Indianapolis Colts	Lucas Oil Stadium	63,411	Ind.	Siemian	Brissett
Sun., Dec. 24	11-27	L	Washington Redskins	FedExField	72,889	43°	Oswieiler	Cousins
Sun., Dec. 31	24-27	L	Kansas City Chiefs	Sports Authority Field at Mile High	75,928	17°	Lynch	Mahomes
(Bye Oct. 8)	289-382				1,106,590			

2018

HEAD COACH: Vance Joseph

PRESEASON (2-2)

Day/Date	Score	W/L	Opponent	Location	Attend.	Temp.	Den. QB	Opp. QB
Sat., Aug. 11*	28-42	L	Minnesota Vikings	Broncos Stadium at Mile High	75,530	90°	Keenum	Cousins
Sat., Aug. 18*	23-24	L	Chicago Bears	Broncos Stadium at Mile High	75,809	76°	Keenum	Trubisky
Frid., Aug. 24*	29-17	W	Washington Redskins	FedEx Field	43,119	77°	Keenum	Smith
Thu., Aug. 30*	21-10	W	Arizona Cardinals	University of Phoenix Stadium	61,661	Ind	Kelly	Glennon
	101-93				256,119			

REGULAR SEASON (6-10 overall / 3rd AFC West (2-4 Div.) / 3-5 home / 3-5 away)

Day/Date	Score	W/L	Opponent	Location	Attend.	Temp.	Den. QB	Opp. QB
Sun., Sept. 9	27-24	L	Seattle Seahawks	Broncos Stadium at Mile High	76,761	84°	Keenum	Wilson
Sun., Sept. 16	20-19	W	Oakland Raiders	Broncos Stadium at Mile High	76,696	92°	Keenum	Carr
Sun., Sept. 23	14-27	L	Baltimore Ravens	M&T Bank Stadium	70,165	61°	Keenum	Flacco
Mon., Oct. 1*	23-27	L	Kansas City Chiefs	Broncos Stadium at Mile High	76,656	65°	Keenum	Mahomes
Sun., Oct. 7	16-34	L	New York Jets	MetLife Stadium	77,982	77°	Keenum	Darnold
Sun., Oct. 14	20-23	L	Los Angeles Rams	Broncos Stadium at Mile High	76,109	25°	Keenum	Goff
Thur., Oct. 18*	45-10	W	Arizona Cardinals	State Farm Stadium	62,359	82°	Keenum	Rosen
Sun., Oct. 28	23-30	L	Kansas City Chiefs	Arrowhead Stadium	77,103	56°	Keenum	Mahomes
Sun., Nov. 4	17-19	L	Houston Texans	Broncos Stadium at Mile High	76,270	53°	Keenum	Watson
Sun., Nov. 18	23-22	W	Los Angeles Chargers	StubHub Center	25,462	69°	Keenum	Rivers
Sun., Nov. 25	24-17	W	Pittsburgh Steelers	Broncos Stadium at Mile High	76,536	41°	Keenum	Roethlisberger
Sun., Dec. 2	24-10	W	Cincinnati Bengals	Paul Brown Stadium	44,392	63°	Keenum	Driskel
Sun., Dec. 9	14-20	L	San Francisco 49ers	Levi's Stadium	69,449	63°	Keenum	Mullens
Sat., Dec. 15*	16-17	L	Cleveland Browns	Broncos Stadium at Mile High	76,596	46°	Keenum	Mayfield
Mon., Dec. 24*	14-27	L	Oakland Raiders	Oakland Coliseum	53,850	58°	Keenum	Carr
Sun., Dec. 30	9-23	L	Los Angeles Chargers	Broncos Stadium at Mile High	75,947	51°	Keenum	Rivers
(Bye Nov. 11)	329-349				1,092,333			

2019

HEAD COACH: Vic Fangio

PRESEASON (2-3)

Day/Date	Score	W/L	Opponent	Location	Attend.	Temp.	Den. QB	Opp. QB
Thu., Aug. 1*	14-10	W	Atlanta Falcons	Tom Benson Hall of Fame Stadium	20,802	79°	Hogan	Schaub
Thu., Aug. 8	14-22	L	Seattle Seahawks	CenturyLink Field	68,295	68°	Flacco	Smith
Mon., Aug. 19	15-24	L	San Francisco 49ers	Broncos Stadium at Mile High	72,679	95°	Flacco	Garoppolo
Sat., Aug. 24	6-10	L	Los Angeles Rams	Los Angeles Memorial Coliseum	66,899	83°	Hogan	Allen
Thu., Aug. 29*	20-7	W	Arizona Cardinals	Broncos Stadium at Mile High	72,328	81°	Hogan	Hundley
	69-73				301,003			

REGULAR SEASON (7-9 overall / 2nd AFC West (3-3 Div.) / 5-3 home / 2-6 away)

Day/Date	Score	W/L	Opponent	Location	Attend.	Temp.	Den. QB	Opp. QB
Mon., Sept. 9	16-24	L	Oakland Raiders	Oakland-Alameda County Coliseum	52,359	68°	Flacco	Carr
Sun., Sept. 15	14-16	L	Chicago Bears	Empower Field at Mile High	76,885	87°	Flacco	Trubisky
Sun., Sept. 22	16-27	L	Green Bay Packers	Lambeau Field	78,078	69°	Flacco	Rodgers
Sun., Sept. 29	24-26	L	Jacksonville Jaguars	Empower Field at Mile High	76,219	87°	Flacco	Minschew
Sun., Oct. 6*	20-13	W	Los Angeles Chargers	Dignity Health Sports Park	25,357	85°	Flacco	Rivers
Sun., Oct. 13*	16-0	W	Tennessee Titans	Empower Field at Mile High	75,815	69°	Flacco	Mariota
Thur., Oct. 17	6-30	L	Kansas City Chiefs	Empower Field at Mile High	76,748	75°	Flacco	Mahomes
Sun., Oct. 27	13-15	L	Indianapolis Colts	Lucas Oil Stadium	61,653	55°	Flacco	Brissett
Thur., Nov. 3*	24-19	W	Cleveland Browns	Empower Field at Mile High	66,743	40°	Allen	Mayfield
Sun., Nov. 17	23-27	L	Minnesota Vikings	U.S. Bank Stadium	66,883	Ind.	Allen	Cousins
Sun., Nov. 24	3-20	L	Buffalo Bills	New Era Field	67,338	40°	Allen	Allen
Sun., Dec. 1*	23-20	W	Los Angeles Chargers	Empower Field at Mile High	74,638	33°	Lock	Rivers
Sun., Dec. 8*	38-24	W	Houston Texans	NRG Stadium	71,769	Ind.	Lock	Watson
Sun., Dec. 15	3-23	L	Kansas City Chiefs	Arrowhead Stadium	73,257	24°	Lock	Mahomes
Mon., Dec. 22*	27-17	W	Detroit Lions	Empower Field at Mile High	74,115	67°	Lock	Blough
Sun., Dec. 29*	16-15	W	Oakland Raiders	Empower Field at Mile High	76,334	31°	Lock	Carr
(Bye Nov. 10)	282-316				1,104,191			

2020

HEAD COACH: Vic Fangio

REGULAR SEASON (5-11 overall / 4th AFC West (1-5 Div.) / 2-6 home / 3-5 away)

Day/Date	Score	W/L	Opponent	Location	Attend.	Temp.	Den. QB	Opp. QB
Mon., Sept. 14	14-16	L	Tennessee Titans	Empower Field at Mile High	0	79°	Lock	Tannehill
Sun., Sept. 20	21-26	L	Pittsburgh Steelers	Heinz Field	0	64°	Lock	Roethlisberger
Sun., Sept. 27	10-28	L	Tampa Bay Buccaneers	Empower Field at Mile High	5,226	55°	Driskel	Brady
Thu., Oct. 1	37-28	W	New York Jets	MetLife Stadium	0	64°	Rypien	Darnold
Sun., Oct. 18	18-12	W	New England Patriots	Gillette Stadium	0	58°	Lock	Newton
Sun., Oct. 25	16-43	L	Kansas City Chiefs	Empower Field at Mile High	5,314	14°	Lock	Mahomes
Sun., Nov. 1	31-30	W	Los Angeles Chargers	Empower Field at Mile High	5,231	64°	Lock	Herbert
Sun., Nov. 8	27-34	L	Atlanta Falcons	Mercedes-Benz Stadium	7,665	Ind.	Lock	Ryan
Sun., Nov. 15	12-37	L	Las Vegas Raiders	Allegiant Stadium	0	Ind.	Lock	Carr
Sun., Nov. 22	20-13	W	Miami Dolphins	Empower Field at Mile High	5,351	45°	Lock	Tagovailoa
Sun., Nov. 29	3-31	L	New Orleans Saints	Empower Field at Mile High	0	38°	Hinton*	Hill
Sun., Dec. 6	16-22	L	Kansas City Chiefs	Arrowhead Stadium	12,578	41°	Lock	Mahomes
Sun., Dec. 13	32-27	W	Carolina Panthers	Bank of America Stadium	5,765	70°	Lock	Bridgewater
Sun., Dec. 27	19-48	L	Buffalo Bills	Empower Field at Mile High	0	47°	Lock	Allen
Sun., Dec. 29*	16-19	L	Los Angeles Chargers	SoFi Stadium	0	61°	Lock	Herbert
Sun., Jan. 3	31-32	L	Las Vegas Raiders	Empower Field at Mile High	0	53°	Lock	Carr
(Bye Nov. 11)	323-446				41,904			

*Kendall Hinton threw all of team's passes at quarterback but did not start; RB Phillip Lindsay received opening snap in wildcard formation

SERIES RECORDS VS. OPPONENTS

ARIZONA CARDINALS

Reg. Season: (9-1-1 / .857)
Home (5-0) / Away (4-1-1)

1973 (11/4) - Denver 17, @St. Louis 17 (T)
1977 (9/18) - @Denver 7, St. Louis 0
1989 (12/16) - Denver 37, @Phoenix 0
1991 (12/15) - @Denver 24, Phoenix 19
1995 (11/15) - @Denver 38, Arizona 6
2001 (9/23) - Denver 38, @Arizona 17
2002 (12/29) - @Denver 37, Arizona 7
2006 (12/17) - Denver 37, @Arizona 20
2010 (12/12) - @Arizona 43, Denver 13
2014 (10/5) - @Denver 41, Arizona 20
2018 (10/18) - Denver 45, @Arizona 10

RS Pts. —DEN 334, ARI 159

Franchise known as Phoenix before 1994 and in St. Louis before 1988

ATLANTA FALCONS

Reg. Season: (8-7-0 / .533)
Home (4-3) / Away (4-4)
Postseason: (1-0 / 1.000)

Home (0-0) / Away (0-0) / S.B. (1-0)
1970 (10/18) - @Denver 24, Atlanta 10
1972 (11/26) - @Atlanta 23, Denver 20
1975 (11/23) - @Atlanta 35, Denver 21
1979 (9/16) - Denver 20, @Atlanta 17 (OT)
1982 (12/5) - Atlanta 34, @Denver 27
1985 (9/22) - Denver 14, @Atlanta 28
1988 (10/16) - @Denver 30, Atlanta 14
1994 (11/20) - @Denver 32, Atlanta 28
1997 (9/28) - Denver 29, @Atlanta 21
1998 (1/31) - Denver 34, Atlanta 19#
2000 (9/10) - @Denver 42, Atlanta 14
2004 (10/31) - Atlanta 41, @Denver 28
2008 (11/16) - Denver 24, @Atlanta 20
2012 (9/17) - @Atlanta 27, Denver 21
2016 (10/9) - Atlanta 23, @Denver 16
2020 (11/8) - @Atlanta 34, Denver 27

RS Pts. —DEN 405, ATL 369

PS Pts. —DEN 34, ATL 19

#Super Bowl

BALTIMORE RAVENS

Reg. Season: (6-6-0 / .500)
Home (5-1-0) / Away (1-5)
Postseason: (0-2 / .000)

Home (0-1) / Away (0-1)
1996 (10/20) - @Denver 45, Baltimore 34
2000 (12/31) - @Baltimore 21, Denver 3*
2001 (9/30) - Baltimore 20, @Denver 13
2002 (9/30) - @Baltimore 34, Denver 23
2003 (10/26) - @Baltimore 26, Denver 6
2005 (12/11) - @Denver 12, Baltimore 10
2006 (10/9) - @Denver 13, Baltimore 3
2009 (11/1) - @Baltimore 30, Denver 7
2010 (10/10) - @Baltimore 31, Denver 17
2012 (12/16) - Denver 34, @Baltimore 17
2012 (11/2) - Baltimore 38, @Denver 35 (OT)**
2013 (9/5) - @Denver 49, Baltimore 27
2015 (9/13) - @Denver 19, Baltimore 13
2018 (9/23) - @Denver 27, Denver 14
RS Pts. —DEN 252, BAL 272

PS Pts. —DEN 38, BAL 59

*AFC Wild Card Playoff Game

**AFC Divisional Playoff Game

BUFFALO BILLS

Reg. Season: (16-22-1 / .423)
Home (5-8-1) / Away (11-14)
Postseason: (0-1 / .000)

Home (0-0) / Away (0-1)
1960 (9/18) - Denver 27, @Buffalo 21
1960 (11/27) - @Denver 38, Buffalo 38 (T)
1961 (9/10) - Denver 22, @Buffalo 10
1961 (11/19) - Buffalo 23, @Denver 10
1962 (9/15) - Denver 23, @Buffalo 20
1962 (10/28) - Buffalo 45, @Denver 38
1963 (11/3) - Buffalo 30, @Denver 28
1963 (11/9) - @Buffalo 27, Denver 17
1964 (9/20) - @Buffalo 30, Denver 13
1964 (12/13) - Buffalo 30, @Denver 19
1965 (9/19) - Buffalo 30, @Denver 15
1965 (10/24) - Buffalo 31, Denver 13
1966 (12/18) - @Buffalo 38, Denver 21
1967 (10/6) - Buffalo 17, @Denver 16
1967 (11/19) - Denver 21, @Buffalo 20
1968 (11/24) - @Denver 34, Buffalo 32
1969 (9/28) - @Buffalo 41, Denver 28
1970 (9/20) - Denver 25, @Buffalo 10
1975 (10/5) - @Buffalo 38, Denver 14
1977 (9/25) - @Denver 26, Buffalo 6
1979 (12/2) - Denver 19, @Buffalo 16
1981 (10/25) - @Buffalo 9, Denver 7
1984 (10/21) - Denver 37, @Buffalo 7
1987 (11/8) - @Buffalo 21, Denver 14
1989 (9/18) - Denver 28, @Buffalo 14

1990 (9/30) - @Buffalo 29, Denver 28
1991 (1/12) - @Buffalo 10, Denver 7**
1992 (12/12) - @Buffalo 20, Denver 17
1994 (9/26) - @Buffalo 27, Denver 20
1995 (9/3) - @Denver 22, Buffalo 7
1997 (10/26) - Denver 23, @Buffalo 20 (OT)
2002 (9/22) - @Denver 28, Buffalo 23
2005 (12/17) - Denver 28, @Buffalo 17
2007 (9/9) - Denver 15, @Buffalo 14
2008 (12/21) - Buffalo 30, @Denver 23
2011 (12/24) - @Buffalo 40, Denver 10
2014 (12/7) - @Denver 24, Buffalo 17
2017 (9/24) - @Buffalo 26, Denver 16
2019 (11/24) - @Buffalo 20, Denver 3
2020 (12/19) - Buffalo 48, @Denver 19
RS Pts. —DEN 832, BUF 949
PS Pts. —DEN 7, BUF 10
**AFC Championship Game

CAROLINA PANTHERS

Reg. Season: (5-11-0 / .833)
Home (3-0) / Away (2-1)
Postseason: (1-0 / 1.000)

Home (0-0) / Away (0-0) / S.B. (1-0)
1997 (11/9) - @Denver 34, Carolina 0
2004 (10/10) - @Denver 20, Carolina 17
2008 (12/14) - @Carolina 30, Denver 10
2012 (11/11) - Denver 36, @Carolina 14
2015 (2/7) - Denver 24, Carolina 10#
2016 (9/8) - @Denver 21, Carolina 20
2020 (12/13) - Denver 32, @Carolina 27
RS Pts. —DEN 152, CAR 108
PS Pts. —DEN 24, CAR 10

#Super Bowl

CHICAGO BEARS

Reg. Season: (8-8-0 / .500)

Home (5-4) / Away (3-4)
1971 (12/5) - @Denver 6, Chicago 3
1973 (9/30) - Chicago 33, @Denver 14
1976 (12/12) - Denver 28, @Chicago 14
1978 (10/16) - @Denver 16, Chicago 7
1981 (12/20) - @Chicago 35, Denver 24
1983 (10/2) - @Chicago 31, Denver 14
1984 (9/9) - @Chicago 27, Denver 0
1987 (11/16) - @Denver 31, Chicago 29
1990 (11/18) - Chicago 16, @Denver 13 (OT)
1993 (12/18) - Denver 13, @Chicago 3
1996 (11/10) - @Denver 17, Chicago 12
2003 (11/23) - Chicago 19, @Denver 10
2007 (12/25) - @Chicago 37, Denver 23 (OT)
2011 (11/22) - @Denver 13, Chicago 10 (OT)
2015 (11/22) - Denver 17, @Chicago 15
2019 (9/15) - Chicago 16, @Denver 14
RS Pts. —DEN 264, CHI 307

CINCINNATI BENGALS

Reg. Season: (22-10-0 / .688)
Home (13-3) / Away (9-7)

1968 (9/15) - @Cincinnati 24, Denver 10
1968 (10/6) - @Denver 10, Cincinnati 7
1969 (10/19) - Denver 30, @Cincinnati 23
1969 (12/14) - @Denver 27, Cincinnati 16
1971 (11/14) - Cincinnati 24, @Denver 10
1972 (10/8) - @Cincinnati 21, Denver 10
1973 (9/16) - @Denver 28, Cincinnati 10
1975 (11/9) - Cincinnati 17, @Denver 16
1976 (9/12) - @Cincinnati 17, Denver 7
1977 (10/23) - Denver 24, @Cincinnati 13
1979 (9/2) - @Denver 10, Cincinnati 0
1981 (11/22) - @Cincinnati 38, Denver 21
1983 (10/16) - @Denver 24, Cincinnati 17
1984 (9/2) - @Denver 20, Cincinnati 17
1986 (11/30) - @Denver 34, Cincinnati 28
1991 (9/1) - @Denver 45, Cincinnati 14
1994 (11/27) - @Denver 15, Cincinnati 7
1996 (9/29) - Denver 14, @Cincinnati 10
1997 (9/21) - @Denver 38, Cincinnati 20
1998 (11/1) - Denver 33, @Cincinnati 26
2000 (10/22) - @Cincinnati 31, Denver 21
2003 (9/7) - Denver 30, @Cincinnati 10
2004 (10/25) - @Cincinnati 23, Denver 10
2006 (12/24) - @Denver 24, Cincinnati 23
2009 (9/13) - Denver 12, @Cincinnati 7
2011 (9/18) - @Denver 24, Cincinnati 22
2012 (11/14) - Denver 31, @Cincinnati 23
2014 (12/22) - @Cincinnati 37, Denver 28
2015 (12/28) - @Denver 20, Cincinnati 17 (OT)
2016 (9/25) - Denver 29, @Cincinnati 17
2017 (11/19) - Cincinnati 20, @Denver 17
2018 (12/2) - Denver 24, @Cincinnati 10
RS Pts. —DEN 696, CIN 595

CLEVELAND BROWNS

Reg. Season: (21-6-0 / .778)
Home (11-4) / Away (10-2)
Postseason: (3-0 / 1.000)

Home (2-0) / Away (1-0)
1970 (12/20) - Cleveland 27, @Denver 13
1971 (10/24) - Denver 27, @Cleveland 0
1972 (10/29) - Cleveland 27, @Denver 20
1974 (10/27) - @Cleveland 23, Denver 21
1975 (10/19) - @Denver 16, Cleveland 15
1976 (9/26) - @Denver 44, Cleveland 13
1978 (11/12) - Denver 19, @Cleveland 7
1980 (10/5) - Denver 19, @Cleveland 16
1981 (11/1) - @Denver 23, Cleveland 20 (OT)
1983 (12/4) - @Denver 27, Cleveland 6
1984 (9/16) - Denver 24, @Cleveland 14
1986 (1/11) - Denver 23, @Cleveland 20 (OT)***
1987 (1/17) - @Denver 38, Cleveland 33***
1988 (11/13) - @Denver 30, Cleveland 7
1989 (10/1) - @Cleveland 16, Denver 13
1989 (1/14) - @Denver 37, Cleveland 21***
1990 (10/8) - Cleveland 30, @Denver 29
1991 (12/8) - Denver 17, @Cleveland 7
1992 (9/27) - Denver 12, @Cleveland 0
1993 (11/7) - Denver 29, @Cleveland 14
1994 (10/30) - @Denver 26, Cleveland 14
2000 (10/15) - @Denver 44, Cleveland 21
2003 (12/14) - @Denver 23, Cleveland 20 (OT)
2006 (10/22) - Denver 17, @Cleveland 7
2008 (11/6) - Denver 34, @Cleveland 30
2009 (9/20) - @Denver 27, Cleveland 6
2012 (12/23) - @Denver 34, Cleveland 12
2015 (10/18) - @Denver 26, @Cleveland 23 (OT)
2016 (12/15) - Cleveland 17, @Denver 16
2018 (11/5) - @Denver 24, Cleveland 19
RS Pts. —DEN 654, CLE 400
PS Pts. —DEN 98, CLE 74
***AFC Championship Game

DALLAS COWBOYS

Reg. Season: (8-4-0 / .667)
Home (5-2) / Away (3-2)
Postseason: (0-1 / .000)

Home (0-0) / Away (0-0) / S.B. (0-1)
1973 (12/2) - Dallas 22, @Denver 10
1977 (12/18) - @Dallas 14, Denver 6
1977 (1/15) - Dallas 27, Denver 10#
1980 (9/14) - @Denver 41, Dallas 20
1986 (10/5) - @Denver 29, Dallas 14
1992 (12/6) - Dallas 31, @Denver 27
1993 (9/10) - @Dallas 31, Denver 21
1998 (9/13) - @Denver 42, Dallas 23
2001 (11/24) - Denver 26, @Dallas 24
2005 (11/24) - Denver 24, @Dallas 21 (OT)
2009 (10/4) - @Denver 17, Dallas 10
2013 (10/6) - Denver 51, at Dallas 48
2016 (12/15) - Dallas 17, @Denver 17
RS Pts. —DEN 336, DAL 275
PS Pts. —DEN 10, DAL 27
#Super Bowl XIII

DETROIT LIONS

Reg. Season: (8-5-0 / .615)

Home (4-2) / Away (4-3)
1971 (1/7) - Detroit 24, @Denver 20
1974 (11/28) - Denver 31, @Detroit 27
1978 (11/23) - @Detroit 17, Denver 14
1981 (10/11) - @Denver 27, Detroit 21
1984 (10/7) - Denver 28, @Detroit 7
1987 (11/1) - @Denver 34, Detroit 0
1990 (11/22) - @Detroit 40, Denver 27
1999 (12/25) - Denver 17, @Detroit 7
2003 (9/28) - @Denver 20, Detroit 16
2007 (11/4) - @Detroit 44, Denver 7
2011 (10/30) - Detroit 45, @Denver 10
2015 (9/27) - Denver 47, @Detroit 12
2019 (12/22) - @Detroit 27, Detroit 17
RS Pts. —DEN 286, DET 277

GREEN BAY PACKERS

Reg. Season: (6-7-1 / .464)
Home (6-1) / Away (0-6-1)
Postseason: (1-0 / 1.000)

Home (0-0) / Away (0-0) / S.B. (1-0)
1971 (9/26) - @Green Bay 34, Denver 13 (Milw.)
1975 (9/29) - @Denver 33, Green Bay 13
1978 (11/19) - @Denver 16, Green Bay 3
1984 (10/15) - @Denver 17, Green Bay 14
1987 (9/20) - @Green Bay 17, Denver 17 (Milw.) (T)
1990 (12/30) - @Denver 22, Green Bay 13
1993 (10/10) - @Green Bay 30, Denver 27
1994 (10/23) - @Green Bay 41, Denver 6
1997 (1/25) - Denver 31, Green Bay 24#
1999 (10/17) - @Denver 31, Green Bay 10
2003 (12/28) - @Green Bay 31, Denver 3
2007 (10/29) - Green Bay 19, @Denver 13 (OT)
2011 (10/2) - @Green Bay 49, Denver 23
2015 (11/1) - @Denver 29, Green Bay 10
2019 (9/22) - Green Bay 24, @Denver 16
RS Pts. —DEN 256, GB 311
PS Pts. —DEN 31, GB 24
#Super Bowl XXXII



HOUSTON TEXANS

Reg. Season: (5-3-0 / .625)
Home (4-2) / Away (1-1)



2004 (1/17) @Denver 31, Houston 13
2007 (12/13) @Houston 21, Denver 13
2010 (12/26) @Houston 24, Houston 23
2012 (9/23) Houston 31, @Denver 25
2013 (12/22) Denver 37, @Houston 15
2016 (10/24) @Denver 27, Houston 9
2018 (11/4) Houston 19, @Denver 17
2019 (12/8) Houston 38, @Houston 24
RS Pts.—DEN 112, HOU 163

INDIANAPOLIS COLTS

Reg. Season: (14-11-0 / .560)
Home (8-3) / Away (6-8)



Postseason: (0-3 / .000)
Home (0-1) / Away (0-2)
1974 (11/10) Denver 17, @Baltimore 6
1977 (11/27) @Denver 27, Baltimore 13
1978 (10/22) @Baltimore 7, Denver 6
1981 (9/20) @Denver 28, Baltimore 10
1983 (9/11) Denver 17, @Baltimore 10
1983 (12/11) Baltimore 21, @Indianapolis 19
1985 (10/13) Denver 15, @Indianapolis 10
1988 (10/31) @Indianapolis 55, Denver 23
1989 (10/15) @Denver 14, Indianapolis 3
1990 (10/21) Denver 27, @Indianapolis 17
1993 (10/3) @Denver 35, Indianapolis 13
2001 (1/6) @Indianapolis 29, Denver 10
2002 (11/24) Indianapolis 23, @Denver 20 (OT)
2003 (12/21) Denver 31, @Indianapolis 17
2003 (1/4) @Indianapolis 41, Denver 10*
2004 (1/2) @Denver 33, Indianapolis 14
2004 (1/9) @Indianapolis 49, Denver 24*
2006 (10/29) Indianapolis 34, @Denver 31
2007 (9/30) @Indianapolis 38, Denver 20
2009 (12/13) @Indianapolis 28, Denver 16
2010 (9/26) @Indianapolis 27, @Denver 13
2013 (10/20) Indianapolis 39, Denver 33
2014 (9/7) @Denver 31, Indianapolis 24
2014 (1/11) Indianapolis 24, @Denver 13**
2015 (11/8) @Indianapolis 27, Denver 24
2016 (9/18) @Denver 34, Indianapolis 20
2017 (12/14) Denver 25, @Indianapolis 13
2019 (10/27) @Indianapolis 15, Denver 13

RS Pts.—DEN 564, IND 511

PS Pts.—DEN 47, IND 114

**AFC Wild Card Playoff Game

**AFC Divisional Playoff Game

Franchise in Baltimore before 1994

JACKSONVILLE JAGUARS

Reg. Season: (5-6-0 / .455)
Home (3-3) / Away (3-3)



Postseason: (1-1 / .500)
Home (1-1) / Away (0-0)
1995 (12/3) @Denver 31, Jacksonville 23
1996 (1/4) Jacksonville 30, @Denver 27**
1997 (12/27) @Denver 42, Jacksonville 17*
1998 (10/25) Denver 37, Jacksonville 24
1999 (12/13) @Jacksonville 27, Denver 24
2004 (9/19) @Jacksonville 7, Denver 6
2005 (10/23) Denver 20, @Jacksonville 7
2007 (9/23) Jacksonville 23, @Denver 14
2008 (10/12) Jacksonville 15, @Denver 17
2010 (9/12) @Jacksonville 24, Denver 17
2013 (10/13) @Denver 35, Jacksonville 19
2016 (12/4) Denver 20, @Jacksonville 10
2019 (9/29) Jacksonville 26, @Denver 24
RS Pts.—DEN 245, JAC 214
PS Pts.—DEN 69, JAC 47

**AFC Wild Card Playoff Game

**AFC Divisional Playoff Game

KANSAS CITY CHIEFS

Reg. Season: (54-67-0 / .446)
Home (35-26) / Away (19-41)



Postseason: (1-0 / 1.000)
Home (0-0) / Away (1-0)
1960 (10/30) Dallas 17, @Denver 14
1960 (11/13) @Dallas 34, Denver 7
1961 (10/8) Dallas 19, @Denver 12
1961 (12/10) @Dallas 49, Denver 21
1962 (11/18) Dallas 24, @Denver 3
1962 (12/9) @Dallas 17, Denver 10
1963 (9/7) Kansas City 59, @Denver 7
1963 (12/8) @Kansas City 52, Denver 21
1964 (10/11) @Denver 33, Kansas City 27
1964 (1/1) @Kansas City 49, Denver 39
1965 (10/10) Kansas City 31, @Denver 23
1965 (12/19) @Kansas City 45, Denver 35
1966 (10/8) @Kansas City 37, Denver 10
1966 (10/23) Kansas City 56, @Denver 10
1967 (10/29) @Kansas City 52, Denver 9
1967 (12/17) Kansas City 38, @Denver 24
1968 (9/22) @Kansas City 34, Denver 2
1968 (10/14) Kansas City 30, @Denver 7
1968 (12/5) Kansas City 26, @Denver 13
1969 (11/27) @Kansas City 31, Denver 17
1970 (10/4) @Denver 26, Kansas City 13
1970 (12/6) @Denver 16, Denver 0
1971 (10/3) Kansas City 16, @Denver 3

1971 (11/21) @Kansas City 28, Denver 10
1972 (10/1) Kansas City 45, @Denver 24
1972 (12/3) @Kansas City 24, Denver 14
1973 (10/7) @Kansas City 16, Denver 21
1973 (11/25) @Denver 14, Kansas City 14
1974 (10/6) Denver 17, @Kansas City 10
1974 (11/18) Kansas City 42, @Denver 34
1975 (9/21) @Denver 37, Kansas City 33
1975 (10/26) @Kansas City 26, Denver 13
1976 (10/24) Denver 35, @Kansas City 26
1976 (12/5) @Denver 17, Kansas City 16
1977 (10/9) @Denver 23, Kansas City 7
1977 (11/20) Denver 14, @Kansas City 7
1978 (9/24) @Denver 23, Kansas City 7 (OT)
1978 (12/10) @Denver 24, Kansas City 3
1979 (10/14) Denver 24, @Kansas City 3
1979 (10/28) @Denver 20, Kansas City 3
1980 (10/19) Kansas City 23, @Denver 17
1980 (12/7) @Kansas City 31, Denver 14
1981 (10/18) @Kansas City 28, Denver 14
1981 (12/6) @Denver 16, Kansas City 13
1982 (12/19) Kansas City 37, @Denver 16
1982 (10/30) @Denver 23, Kansas City 24
1983 (12/18) @Kansas City 48, Denver 17
1984 (9/23) @Denver 21, Kansas City 0
1984 (12/2) @Kansas City 16, Denver 13
1985 (10/27) Denver 30, @Kansas City 20
1985 (12/14) @Denver 14, Kansas City 13
1986 (11/16) @Denver 38, Kansas City 17
1986 (12/7) @Kansas City 37, Denver 10
1987 (10/18) Denver 26, @Kansas City 17
1987 (12/19) Denver 20, Kansas City 17
1988 (9/18) @Kansas City 20, Denver 13
1988 (11/6) @Denver 17, Kansas City 11
1989 (9/10) @Denver 34, Kansas City 20
1989 (11/12) Denver 16, @Kansas City 13
1990 (9/17) @Denver 24, Kansas City 23
1990 (12/9) @Kansas City 31, Denver 20
1991 (10/20) @Denver 19, Kansas City 16
1991 (12/1) @Denver 24, @Kansas City 20
1992 (10/4) @Denver 20, Kansas City 19
1992 (12/27) @Kansas City 42, Denver 20
1993 (10/20) @Kansas City 15, Denver 7
1993 (12/12) @Denver 27, Kansas City 21
1994 (10/17) Kansas City 31, @Denver 28
1994 (12/4) Denver 20, @Kansas City 17 (OT)
1995 (10/22) Kansas City 21, @Denver 7
1995 (12/17) @Kansas City 20, Denver 17
1996 (9/22) @Kansas City 17, Denver 14
1996 (10/27) @Denver 34, Kansas City 7
1997 (8/31) @Denver 19, Kansas City 3
1997 (11/16) @Kansas City 24, Denver 22
1997 (1/4) Denver 14, @Kansas City 10**
1998 (11/16) Denver 30, @Kansas City 7
1998 (12/6) @Denver 35, Kansas City 31
1999 (9/19) Kansas City 26, Denver 10
1999 (12/5) Kansas City 16, @Denver 10
2000 (9/24) Kansas City 23, @Denver 22
2000 (12/17) @Kansas City 20, Denver 7
2001 (10/7) @Denver 20, Kansas City 6
2001 (12/16) @Kansas City 26, Denver 23 (OT)
2002 (10/20) Denver 37, @Kansas City 34 (OT)
2002 (12/15) @Denver 31, Kansas City 24
2003 (9/5) @Kansas City 24, Denver 23
2003 (12/7) @Denver 45, Kansas City 27
2004 (9/12) @Denver 34, Kansas City 24
2004 (12/19) @Kansas City 45, Denver 17
2005 (9/26) @Denver 30, Kansas City 10
2005 (12/4) @Kansas City 31, Denver 27
2006 (9/17) @Denver 9, Kansas City 6 (OT)
2006 (11/23) @Kansas City 19, Denver 10
2007 (11/11) Denver 27, @Kansas City 11
2007 (12/9) @Denver 41, Kansas City 7
2008 (9/28) @Kansas City 33, Denver 19
2008 (12/7) @Denver 24, Kansas City 17
2009 (12/6) Denver 44, @Kansas City 13
2009 (1/3) Kansas City 44, @Denver 24
2010 (11/14) @Denver 49, Kansas City 29
2010 (12/5) @Kansas City 10, Denver 6
2011 (11/13) Denver 17, @Kansas City 10
2011 (1/1) Kansas City 17, @Denver 3
2012 (11/25) Denver 17, @Kansas City 9
2012 (12/30) @Denver 38, Kansas City 17
2013 (11/17) @Denver 27, Kansas City 10
2013 (12/1) Denver 35, @Kansas City 28
2014 (9/14) @Denver 24, Kansas City 17
2014 (11/30) Denver 29, @Kansas City 16
2015 (9/17) Denver 31, @Kansas City 24
2015 (11/15) Kansas City 29, @Denver 13
2016 (11/27) Kansas City 30, @Denver 27 (OT)
2016 (12/6) @Kansas City 33, @Denver 10
2017 (10/30) @Kansas City 29, Denver 19
2017 (12/31) Kansas City 27, @Denver 24
2018 (10/1) Kansas City 27, @Denver 23
2018 (10/28) @Kansas City 30, Denver 23
2019 (10/17) Kansas City 30, @Denver 6
2019 (12/15) @Kansas City 23, Denver 3
2020 (10/25) Kansas City 43, @Denver 16
2020 (12/6) @Kansas City 22, Denver 16
PS Pts.—DEN 2,460, KC 2,638
PS Pts.—DEN 14, KC 10
**AFC Divisional Playoff Game

Franchise in Dallas before 1963 and known as the Texans

LAS VEGAS RAIDERS

Reg. Season: (53-66-2 / .446)
Home (28-29-2) / Away (25-35)



Postseason: (1-1 / .500)
Home (1-0) / Away (0-1)
1960 (10/2) @Denver 31, Oakland 14
1960 (12/17) @Oakland 48, Denver 10
1961 (10/1) @Oakland 33, Denver 19
1961 (10/15) @Denver 27, Oakland 24
1962 (10/5) @Denver 44, Oakland 7
1962 (10/14) Denver 23, @Oakland 6
1963 (11/28) Oakland 26, @Denver 10
1963 (12/15) @Oakland 35, Denver 31
1964 (10/25) @Oakland 40, Denver 7
1964 (11/29) @Denver 20, Oakland 20 (T)
1965 (12/1) @Oakland 28, @Denver 20
1965 (12/5) @Oakland 24, Denver 10
1966 (11/20) Oakland 17, @Denver 3
1966 (12/11) @Oakland 28, Denver 10
1967 (9/10) @Oakland 51, Denver 0
1967 (11/5) Oakland 21, @Denver 17
1968 (11/10) Oakland 43, @Denver 7
1968 (12/8) @Oakland 33, Denver 27
1969 (10/12) Oakland 24, @Denver 14
1969 (11/9) @Oakland 17, Denver 10
1970 (10/11) @Oakland 35, Denver 23
1970 (11/15) Oakland 24, @Denver 19
1971 (10/10) Oakland 27, @Denver 16
1971 (12/19) @Oakland 21, Denver 13
1972 (10/22) Denver 30, @Oakland 23
1972 (11/19) Oakland 37, @Denver 20
1973 (10/22) @Denver 23, Oakland 23 (T)
1973 (12/16) @Oakland 21, Denver 17
1974 (11/3) Oakland 28, @Denver 17
1974 (11/24) Denver 20, @Oakland 17
1975 (11/22) Oakland 42, @Denver 17
1975 (12/8) @Oakland 17, Denver 10
1976 (10/17) Oakland 17, @Denver 10
1976 (10/31) @Oakland 19, Denver 6
1977 (10/16) Denver 30, @Oakland 7
1977 (10/30) Oakland 24, @Denver 14
1977 (11/1) @Denver 14, Oakland 17***
1978 (9/3) Denver 17, @Oakland 6
1978 (12/3) Denver 21, @Oakland 6
1979 (10/30) @Oakland 27, Denver 3
1980 (11/25) Oakland 14, @Denver 10
1980 (12/1) @Oakland 9, Denver 3
1980 (12/14) Oakland 24, @Denver 21
1981 (9/6) @Denver 9, Oakland 7
1981 (10/4) Denver 17, @Oakland 0
1982 (1/26) @Los Angeles 27, Denver 10
1983 (9/25) @Los Angeles 22, @Denver 7
1983 (11/13) @Los Angeles 22, Denver 20
1984 (9/30) @Denver 16, Los Angeles 13
1984 (10/28) Denver 22, @Los Angeles 19 (OT)
1985 (11/24) @Los Angeles 31, Denver 20 (OT)
1985 (12/8) @Los Angeles 17, @Denver 14 (OT)
1986 (9/7) @Denver 38, Los Angeles 36
1986 (11/2) Denver 21, @Los Angeles 10
1987 (10/12) @Denver 37, Los Angeles 14
1987 (11/22) @Denver 31, @Los Angeles 17
1988 (9/26) @Los Angeles 30, @Denver 27 (OT)
1988 (12/4) @Los Angeles 21, Denver 20
1989 (9/24) @Denver 31, Los Angeles 21
1989 (12/3) @Los Angeles 16, Denver 13 (OT)
1990 (9/9) @Los Angeles 14, Denver 9
1990 (12/2) @Los Angeles 23, @Denver 20
1991 (9/8) @Denver 16, Denver 13
1991 (11/10) @Los Angeles 17, @Denver 16
1992 (9/6) @Denver 17, Los Angeles 13
1992 (11/22) @Los Angeles 24, Denver 0
1993 (10/18) @Los Angeles 23, @Denver 20
1993 (1/2) @Los Angeles 33, Denver 30 (OT)
1993 (9/19) @Los Angeles 42, Denver 24*
1994 (9/18) @Los Angeles 48, @Denver 16
1994 (12/11) @Los Angeles 23, Denver 13
1995 (10/16) @Denver 27, Oakland 10
1995 (12/24) Denver 31, @Oakland 28
1996 (11/4) Denver 22, @Oakland 21
1996 (12/15) @Denver 24, Oakland 19
1997 (10/19) @Oakland 28, Denver 25
1997 (11/24) @Denver 31, Oakland 3
1998 (9/20) Denver 34, @Oakland 17
1998 (11/22) @Denver 40, Oakland 14
1999 (10/1) Denver 16, @Oakland 13
1999 (11/22) @Denver 27, Oakland 21 (OT)
2000 (9/17) Denver 33, @Oakland 24
2000 (11/13) @Denver 27, Oakland 24
2001 (11/5) @Oakland 38, Denver 28
2001 (12/30) @Denver 23, Oakland 17
2002 (11/11) Oakland 34, @Denver 10
2002 (12/22) @Oakland 28, Denver 16
2003 (9/22) @Denver 31, @Oakland 10
2003 (11/30) @Denver 22, @Oakland 8
2004 (10/17) Denver 31, @Oakland 3
2004 (11/28) Oakland 25, @Denver 24
2005 (11/13) Denver 31, @Oakland 17
2005 (12/24) @Denver 22, Oakland 3
2006 (10/15) @Denver 13, Oakland 3
2006 (11/12) Denver 17, @Oakland 13
2007 (9/16) @Denver 23, Oakland 20 (OT)
2007 (12/2) @Oakland 34, Denver 20
2008 (9/8) Denver 41, @Oakland 14

2008 (1/23) —Oakland 31, @Denver 10
 2009 (9/27) —Denver 23, @Oakland 30
 2009 (12/20) —Oakland 20, @Denver 19
 2010 (10/24) —Oakland 59, @Denver 14
 2010 (12/19) —Oakland 39, Denver 23
 2011 (9/12) —Oakland 23, @Denver 20
 2011 (11/6) —Denver 38, @Oakland 24
 2012 (9/30) —@Denver 37, Oakland 6
 2012 (12/6) —Denver 26, @Oakland 13
 2013 (9/23) —@Denver 37, Oakland 21
 2013 (12/29) —Denver 34, @Oakland 14
 2014 (11/9) —Denver 41, @Oakland 17
 2014 (12/28) —@Denver 47, Oakland 14
 2015 (10/11) —Denver 16, @Oakland 15
 2015 (12/13) —Oakland 15, @Denver 12
 2016 (11/6) —@Oakland 30, Denver 20
 2016 (1/1) —@Denver 24, Oakland 6
 2017 (10/1) —@Denver 16, Oakland 10
 2017 (11/26) —@Oakland 21, Denver 14
 2018 (9/16) —@Denver 20, Oakland 19
 2018 (12/24) —@Oakland 27, Denver 24
 2019 (9/9) —@Oakland 24, Denver 16
 2019 (12/29) —Oakland 15, @Denver 15
 2020 (11/15) —@Las Vegas 37, Denver 12
 2020 (1/3) —Las Vegas 32, Denver 31

RS Pts. —DEN 2,479, OAK 2,597
PS Pts. —DEN 44, OAK 59
****AFC Wild Card Playoff Game**
****AFC Championship Game**
 Franchise in Los Angeles from 1982-94 and Oakland from 1995-2019

LOS ANGELES CHARGERS

Reg. Season: (68-53-1 / 5.61)
Home (41-18-1) / Away (26-34)
Home (1-0) / 1.000
Home (1-0) / Away (0-0)

1960 (10/16) —Los Angeles 21, @Denver 19
 1960 (12/10) —@Los Angeles 41, Denver 33
 1961 (10/29) —@San Diego 37, Denver 0
 1961 (11/12) —San Diego 19, @Denver 16
 1962 (9/7) —@Denver 30, San Diego 21
 1962 (11/4) —Denver 23, @San Diego 20
 1963 (10/6) —@Denver 50, San Diego 34
 1963 (12/22) —@San Diego 58, Denver 20
 1964 (10/18) —@San Diego 42, Denver 14
 1964 (11/8) —San Diego 31, @Denver 20
 1965 (9/11) —@San Diego 34, Denver 31
 1965 (11/7) —San Diego 35, @Denver 21
 1966 (10/30) —@San Diego 24, Denver 17
 1966 (11/27) —@Denver 20, San Diego 17
 1967 (10/22) —San Diego 38, @Denver 21
 1967 (11/23) —@San Diego 24, Denver 20
 1968 (10/20) —@San Diego 55, Denver 24
 1968 (12/1) —San Diego 47, @Denver 23
 1969 (11/2) —@Denver 13, San Diego 0
 1969 (11/23) —@San Diego 45, Denver 24
 1970 (11/8) —@San Diego 24, Denver 21
 1970 (12/13) —@Denver 17, San Diego 17 (T)
 1971 (10/17) —@Denver 20, San Diego 16
 1971 (12/12) —@San Diego 45, Denver 17
 1972 (9/24) —@San Diego 37, Denver 14
 1972 (12/10) —@Denver 38, San Diego 13
 1973 (11/11) —@Denver 30, San Diego 19
 1973 (12/9) —Denver 42, @San Diego 28
 1974 (10/20) —@Denver 27, San Diego 7
 1974 (12/15) —@San Diego 17, Denver 0
 1975 (11/16) —Denver 27, @San Diego 17
 1975 (11/30) —@Denver 13, San Diego 10 (OT)
 1976 (10/3) —@Denver 26, San Diego 0
 1976 (11/14) —Denver 17, @San Diego 0
 1977 (11/13) —@Denver 17, @San Diego 14
 1977 (12/11) —@Denver 17, San Diego 9
 1978 (9/17) —@Denver 27, San Diego 14
 1978 (10/8) —@San Diego 23, Denver 0
 1979 (10/7) —@Denver 7, San Diego 0
 1979 (12/17) —@San Diego 17, Denver 7
 1980 (9/21) —San Diego 30, @Denver 13
 1980 (11/19) —Denver 20, @San Diego 13
 1981 (9/27) —@Denver 42, San Diego 24
 1981 (11/29) —@San Diego 34, Denver 17
 1982 (9/12) —San Diego 23, @Denver 3
 1982 (11/28) —@San Diego 30, Denver 20
 1983 (10/23) —@Denver 14, San Diego 6
 1983 (11/27) —@San Diego 31, Denver 7
 1984 (11/11) —@Denver 16, San Diego 13
 1984 (12/9) —Denver 16, @San Diego 13
 1985 (11/3) —@San Diego 30, Denver 10
 1985 (11/17) —@San Diego 30, San Diego 24 (OT)
 1986 (10/12) —Denver 31, San Diego 14
 1986 (11/18) —San Diego 9, @Denver 3
 1987 (11/29) —Denver 31, @San Diego 17
 1987 (12/27) —@Denver 24, San Diego 0
 1988 (9/11) —@Denver 34, San Diego 3
 1988 (10/2) —Denver 12, @San Diego 0
 1989 (10/8) —@Denver 16, San Diego 10
 1989 (12/24) —@San Diego 19, Denver 16
 1990 (11/11) —@San Diego 19, Denver 7
 1990 (12/16) —@San Diego 20, San Diego 14
 1991 (9/22) —@Denver 27, San Diego 19
 1991 (12/22) —Denver 17, @San Diego 13
 1992 (9/13) —@Denver 21, San Diego 13
 1992 (10/25) —@San Diego 24, Denver 21

1993 (9/12) —@Denver 34, San Diego 17
 1993 (12/5) —@San Diego 13, Denver 10
 1994 (9/4) —@San Diego 37, @Denver 34
 1994 (10/23) —@Denver 20, @San Diego 15
 1995 (9/24) —@San Diego 17, Denver 6
 1995 (11/19) —@Denver 30, San Diego 27
 1996 (10/6) —@Denver 28, San Diego 17
 1996 (12/22) —@San Diego 16, Denver 10
 1997 (11/30) —Denver 36, @San Diego 28
 1997 (12/21) —@Denver 38, San Diego 3
 1998 (11/8) —@Denver 27, San Diego 10
 1998 (11/29) —Denver 31, @San Diego 16
 1999 (11/7) —Denver 33, @San Diego 17
 1999 (12/2) —San Diego 12, @Denver 6
 2000 (10/8) —Denver 21, @San Diego 7
 2000 (11/19) —@Denver 38, San Diego 3
 2001 (10/21) —@San Diego 27, Denver 10
 2001 (11/11) —@Denver 26, San Diego 16
 2002 (10/6) —@Denver 26, San Diego 9
 2002 (12/1) —@San Diego 30, Denver 27 (OT)
 2003 (9/14) —@Denver 37, @San Diego 13
 2003 (11/16) —@Denver 37, San Diego 8
 2004 (9/26) —@Denver 23, San Diego 13
 2004 (12/5) —@San Diego 20, Denver 17
 2005 (9/18) —@Denver 20, San Diego 17
 2005 (12/31) —Denver 23, @San Diego 7
 2006 (11/19) —San Diego 35, @Denver 27
 2006 (12/10) —@San Diego 48, Denver 20
 2007 (10/7) —@San Diego 41, @Denver 3
 2007 (12/24) —@San Diego 23, Denver 3
 2008 (9/14) —@Denver 39, San Diego 38
 2008 (12/28) —@San Diego 52, Denver 21
 2009 (10/19) —Denver 34, @San Diego 33
 2009 (11/22) —San Diego 32, @Denver 3
 2010 (11/22) —@San Diego 35, Denver 24
 2010 (1/2) —San Diego 33, @Denver 28
 2011 (10/9) —San Diego 29, @Denver 24
 2011 (11/27) —Denver 16, @San Diego 13 (OT)
 2012 (10/13) —Denver 35, @San Diego 17
 2012 (11/18) —@Denver 30, San Diego 23
 2013 (11/10) —Denver 28, @San Diego 20
 2013 (12/12) —San Diego 27, @Denver 20
 2013 (11/2) —@Denver 24, San Diego 17**
 2014 (10/23) —@Denver 35, San Diego 11
 2014 (12/14) —Denver 22, San Diego 10
 2015 (12/6) —Denver 17, @San Diego 3
 2015 (1/3) —@Denver 27, San Diego 20
 2016 (10/13) —@San Diego 21, Denver 13
 2016 (10/30) —@Denver 27, San Diego 19
 2017 (11/11) —@San Diego 24, @Denver 21
 2017 (12/22) —@Los Angeles 21, Denver 0
 2018 (11/18) —Denver 23, @Los Angeles 22
 2018 (12/30) —Los Angeles 23, @Denver 9
 2019 (10/6) —Denver 20, @Los Angeles 20
 2019 (12/1) —@Denver 33, Los Angeles 23
 2020 (11/1) —@Denver 20, Los Angeles 10
 2020 (12/27) —Los Angeles 19, Denver 16

RS Pts. —DEN 2,593, LAC 2,622
****AFC Divisional Playoff Game**
 Franchise in San Diego from 1961-2016

LOS ANGELES RAMS

Reg. Season: (5-9-0 / .357)
Home (3-4) / Away (2-5)

1972 (11/12) —Denver 16, @Los Angeles 10
 1974 (9/15) —Los Angeles 17, @Denver 10
 1974 (9/8) —Los Angeles 13, @Denver 9
 1982 (12/12) —Denver 27, @Los Angeles 24
 1985 (9/8) —@Los Angeles 20, Denver 16
 1988 (11/27) —@Denver 35, Los Angeles 24
 1994 (11/6) —@Los Angeles 27, Denver 21
 1997 (9/14) —@Denver 35, St. Louis 14
 2000 (9/4) —@St. Louis 41, Denver 36
 2002 (9/8) —@Denver 23, St. Louis 16
 2006 (9/10) —@St. Louis 18, Denver 10
 2010 (11/28) —St. Louis 36, @Denver 33
 2014 (11/16) —@St. Louis 22, Denver 7
 2017 (10/15) —Los Angeles 23, @Denver 20

RS Pts. —DEN 298, STL 306
 Franchise in St. Louis from 1995-2016

MIAMI DOLPHINS

Reg. Season: (6-12-1 / .342)
Home (5-4-1) / Away (1-8)
Postseason: (1-0 / 1.000)
Home (1-0) / Away (0-0) / S.B. (0-0)

1966 (10/16) —@Miami 24, Denver 7
 1966 (12/4) —@Denver 17, Miami 7
 1967 (9/17) —@Miami 35, Denver 7
 1968 (10/27) —@Denver 21, Miami 14
 1969 (12/7) —@Miami 27, Denver 24
 1971 (9/19) —@Denver 10, Miami 10 (T)
 1975 (12/20) —@Miami 14, Denver 13
 1985 (9/29) —Miami 30, @Denver 26
 1988 (12/21) —@Miami 11, Denver 21
 1989 (9/30) —@Denver 38, Miami 31
 1999 (9/13) —Miami 38, @Denver 10
 2001 (12/2) —@Miami 21, Denver 10
 2002 (10/13) —Miami 24, @Denver 22
 2004 (12/12) —@Denver 20, Miami 17
 2015 (9/11) —@Miami 34, Denver 10
 2016 (11/2) —Miami 26, @Denver 17
 2011 (10/25) —Denver 18, @Miami 15 (OT)
 2014 (11/23) —@Denver 39, Miami 36
 2017 (12/3) —@Miami 35, Denver 9
 2020 (11/22) —@Denver 20, Miami 13

RS Pts. —DEN 346, MIA 451
****AFC Divisional Playoff Game**

MINNESOTA VIKINGS

Reg. Season: (7-8-0 / .467)
Home (4-3) / Away (3-5)
 1972 (10/15) —Minnesota 23, @Denver 20
 1978 (9/11) —@Minnesota 12, Denver 9 (OT)
 1981 (11/2) —@Denver 19, Minnesota 17
 1984 (11/18) —@Denver 42, Minnesota 21
 1987 (10/26) —@Minnesota 34, Denver 27
 1990 (11/4) —@Minnesota 27, Denver 20
 1991 (9/29) —Denver 13, @Minnesota 6
 1993 (11/14) —Minnesota 26, @Denver 23
 1996 (11/24) —Denver 21, @Minnesota 17
 1999 (10/31) —Minnesota 23, @Denver 20
 2003 (10/19) —@Minnesota 28, Denver 20
 2007 (12/30) —@Denver 22, Minnesota 19 (OT)
 2011 (12/4) —Denver 35, @Minnesota 32
 2015 (10/4) —@Denver 23, Minnesota 20
 2019 (11/17) —@Minnesota 27, Denver 23

RS Pts. —DEN 339, MIN 332

NEW ENGLAND PATRIOTS

Reg. Season: (27-22-0 / .551)
Home (17-11) / Away (10-11)
Postseason: (4-1 / 1.000)
Home (4-0) / Away (0-0)

1960 (9/9) —Denver 13, @Boston 10
 1960 (10/23) —@Denver 31, Boston 24
 1961 (9/16) —@Boston 45, Denver 17
 1961 (12/5) —Boston 28, @Denver 24
 1962 (9/1) —@Boston 41, Denver 16
 1962 (11/11) —Boston 33, @Denver 29
 1963 (9/29) —@Denver 14, Boston 10
 1963 (10/18) —@Boston 40, Denver 21
 1964 (10/4) —Boston 39, @Denver 10
 1964 (11/20) —@Boston 12, Denver 7
 1965 (9/28) —Denver 27, @Boston 10
 1965 (12/12) —Boston 28, @Denver 20
 1966 (9/18) —Boston 24, @Denver 10
 1966 (11/6) —Denver 17, @Boston 10
 1967 (9/3) —@Denver 26, Boston 21
 1968 (9/29) —Boston 20, @Denver 17
 1968 (11/3) —Denver 35, @Boston 14
 1969 (9/14) —@Denver 35, Boston 7
 1971 (12/17) —@Denver 25, New England 21
 1976 (11/28) —@New England 38, Denver 14
 1979 (11/11) —@Denver 45, New England 10
 1980 (9/29) —@New England 23, Denver 14
 1984 (11/4) —@Denver 26, New England 19
 1986 (9/28) —Denver 27, New England 19

1986 (1/4) —@Denver 22, New England 17**
 1987 (12/6) —@Denver 31, New England 20
 1988 (12/17) —@Denver 21, New England 10
 1991 (10/27) —Denver 9, New England 6
 1991 (12/1) —@Denver 20, New England 3
 1995 (10/8) —Denver 37, @New England 3
 1996 (11/17) —Denver 34, @New England 8
 1997 (10/6) —@Denver 34, New England 13
 1998 (9/7) —@Denver 27, New England 21
 1999 (10/24) —@New England 24, Denver 23
 2000 (10/1) —New England 28, @Denver 19
 2001 (10/28) —@Denver 31, New England 20
 2002 (10/27) —@Denver 24, @New England 16
 2003 (11/30) —New England 30, @Denver 26
 2005 (10/16) —@Denver 28, New England 20

2005 (1/14) —@Denver 27, New England 13**
 2006 (9/24) —Denver 17, @New England 7
 2008 (10/20) —@New England 41, Denver 7
 2009 (10/11) —@Denver 20, New England 17 (OT)
 2011 (12/18) —New England 41, @Denver 23
 2011 (1/4) —@New England 45, Denver 10**
 2012 (10/7) —@New England 31, Denver 21
 2013 (9/4) —@New England 34, Denver 31 (OT)
 2013 (11/9) —@Denver 26, New England 16**
 2014 (11/2) —@New England 43, Denver 21
 2015 (11/29) —@Denver 30, New England 24 (OT)
 2015 (1/24) —@Denver 20, New England 18**

2016 (12/18) —New England 16, @Denver 3
 2017 (11/12) —New England 41, @Denver 16
 2020 (11/12) —Denver 18, @New England 12

RS Pts. —DEN 1,127, NE 1,076
****AFC Divisional Playoff Game**
 Franchise in Boston before 1971

NEW ORLEANS SAINTS

Reg. Season: (9-3-0 / .750)
Home (5-2) / Away (4-1)

1970 (11/22) —Denver 31, @New Orleans 6
 1974 (10/13) —@Denver 33, New Orleans 17
 1979 (1/4) —@Denver 10, New Orleans 3
 1985 (9/15) —@Denver 24, New Orleans 23
 1988 (10/11) —@New Orleans 42, Denver 0
 1994 (12/24) —New Orleans 30, @Denver 28
 2000 (12/3) —Denver 38, @New Orleans 23
 2004 (11/21) —Denver 34, @New Orleans 13
 2008 (9/21) —@Denver 34, New Orleans 32
 2012 (10/28) —@Denver 34, New Orleans 14
 2016 (11/13) —Denver 25, @New Orleans 23
 2020 (11/29) —New Orleans 31, @Denver 3

RS Pts. —DEN 304, NO 257



NEW YORK GIANTS

Reg. Season: (6-6-0 / .500)

Home (4-2) / Away (2-4)

Postseason: (0-1 / .000)

Home (0-0) / Away (0-0) / S.B. (0-1)

1972 (11/5) @New York 29, Denver 17
1976 (11/21) @Denver 14, New York 13
1980 (10/26) @Denver 14, @New York 9
1986 (11/23) @New York 19, Denver 16
1986 (1/25) New York 39, Denver 20#
1989 (12/10) @New York 14, @Denver 7
1992 (11/15) @Denver 27, New York 13
1998 (12/13) @New York 20, Denver 16
2001 (9/10) @Denver 31, New York 20
2005 (10/23) @New York 24, Denver 23
2009 (11/26) @Denver 26, New York 6
2013 (9/15) @Denver 41, @New York 23
2017 (10/15) New York 23, @Denver 10

RS Pts.—DEN 242, NYG 213

PS Pts.—DEN 20, NYG 39

#Super Bowl

NEW YORK JETS

Reg. Season: (20-16-1 / .554)

Home (11-8) / Away (9-8-1)

Postseason: (1-0 / 1.000)

Home (1-0) / Away (0-0)

1960 (9/23) @New York 28, Denver 24
1960 (12/4) New York 30, @Denver 27
1961 (9/24) @New York 35, Denver 28
1961 (10/22) @Denver 27, New York 10
1962 (10/30) @Denver 32, @New York 10
1962 (11/26) New York 46, @Denver 45
1963 (10/26) Denver 35, @New York 35 (T)
1963 (11/17) New York 14, @Denver 9
1964 (9/12) @New York 30, Denver 6
1964 (11/15) @Denver 20, New York 16
1965 (10/3) @Denver 16, New York 13
1965 (10/31) @New York 45, Denver 10
1966 (9/23) New York 16, @Denver 7
1967 (9/24) New York 38, @Denver 24
1967 (12/3) Denver 33, @New York 24
1968 (10/13) Denver 21, @New York 13
1969 (9/21) @Denver 21, New York 19
1973 (10/28) Denver 40, @New York 28
1976 (9/19) @Denver 46, New York 3
1978 (11/5) New York 31, @Denver 28
1980 (11/16) @Denver 31, New York 24
1986 (10/20) @New York 22, Denver 10
1992 (1/8) @Denver 27, New York 16
1993 (9/5) Denver 26, @New York 20
1994 (9/11) @New York 25, Denver 22 (OT)
1996 (9/1) @Denver 31, New York 6
1998 (1/17) @Denver 23, New York 10***
1999 (10/3) New York 21, @Denver 13
2000 (11/5) Denver 30, @New York 23
2002 (12/8) @New York 19, Denver 13
2005 (1/22) @Denver 27, New York 0
2008 (11/30) Denver 34, @New York 17
2010 (11/7) New York 24, @Denver 20
2011 (11/17) @Denver 17, New York 13
2014 (10/12) Denver 31, @New York 17
2017 (12/10) @Denver 23, New York 0
2018 (10/7) @New York 34, Denver 17
2020 (10/1) @New York 37, @New York 28

RS Pts.—DEN 907, NYJ 793

PS Pts.—DEN 23, NYJ 10

***AFC Championship Game

Franchise known as Titans before 1963

PHILADELPHIA EAGLES

Reg. Season: (5-8-0 / .385)

Home (4-2) / Away (1-5)

1971 (10/3) @Philadelphia 17, Denver 16
1975 (12/14) @Denver 25, Philadelphia 10
1980 (9/7) @Philadelphia 27, Denver 6
1983 (9/18) Philadelphia 13, @Denver 10
1986 (9/21) Denver 33, @Philadelphia 7
1989 (10/29) Philadelphia 28, @Denver 24
1992 (9/20) @Philadelphia 30, Denver 0
1995 (11/12) @Philadelphia 31, Denver 13
1998 (10/4) @Denver 41, Philadelphia 16
2005 (10/30) @Denver 49, Philadelphia 21
2009 (12/27) @Philadelphia 30, Denver 27
2013 (9/29) @Denver 52, Philadelphia 20
2017 (11/5) @Philadelphia 51, Denver 12
RS Pts.—DEN 308, PHI 301

PITTSBURGH STEELERS

Reg. Season: (15-9-1 / .620)

Home (8-3-1) / Away (6-6)

Postseason: (5-3 / .625)

Home (4-2) / Away (1-1)

1970 (9/27) @Denver 16, Pittsburgh 13
1971 (11/28) @Denver 22, @Pittsburgh 10
1973 (11/18) Denver 23, @Pittsburgh 13
1974 (9/22) @Denver 35, Pittsburgh 35 (T)
1975 (10/12) @Pittsburgh 20, Denver 9
1981 (1/8) @Denver 21, Pittsburgh 7
1977 (12/24) @Denver 34, Pittsburgh 21**
1978 (12/16) Pittsburgh 21, @Denver 17
1978 (12/30) @Pittsburgh 33, Denver 10**
1979 (10/22) @Pittsburgh 42, Denver 7

1983 (9/4) @Denver 14, @Pittsburgh 10
1984 (12/30) Pittsburgh 24, @Denver 17**
1985 (12/1) Denver 31, @Pittsburgh 23
1986 (9/15) Denver 21, @Pittsburgh 10
1988 (10/23) @Pittsburgh 39, Denver 21
1989 (11/5) @Denver 34, Pittsburgh 7
1989 (1/7) @Denver 24, Pittsburgh 23**
1990 (10/14) Pittsburgh 34, @Denver 17
1991 (11/3) @Denver 20, Pittsburgh 13
1993 (11/21) @Denver 37, Pittsburgh 13
1997 (12/7) @Pittsburgh 35, Denver 24
1997 (11/11) Denver 24, @Pittsburgh 21***
2003 (10/12) @Denver Pittsburgh 14
2005 (12/22) Pittsburgh 34, @Denver 17***
2006 (11/5) Denver 31, @Pittsburgh 20
2007 (10/21) @Denver 31, Pittsburgh 28
2009 (11/9) Pittsburgh 28, @Denver 10
2011 (1/8) @Denver 29, Pittsburgh 23 (OT)*
2012 (9/9) @Denver 31, Pittsburgh 19
2013 (12/20) @Pittsburgh 34, Denver 27
2015 (11/7) @Denver 23, Pittsburgh 16**
2020 (9/20) @Pittsburgh 26, Denver 21

RS Pts.—DEN 537, PIT 514

PS Pts.—DEN 155, PIT 179

**AFC Wild Card Playoff Game

***AFC Divisional Playoff Game

**AFC Championship Game

SAN FRANCISCO 49ERS

Reg. Season: (7-7-0 / .500)

Home (4-2) / Away (3-5)

Postseason: (0-1 / .000)

Home (0-0) / Away (0-0) / S.B. (0-1)

1970 (10/25) @San Francisco 19, Denver 14
1973 (9/23) San Francisco 36, @Denver 34
1979 (11/18) Denver 38, @San Francisco 28
1982 (9/19) @Denver 24, San Francisco 21
1985 (11/11) @Denver 17, San Francisco 16
1988 (10/9) Denver 16, @San Fran. 13 (OT)
1989 (1/28) San Francisco 55, Denver 10#
1994 (12/17) @San Francisco 42, Denver 19
1996 (12/15) @San Francisco 34, Denver 14
2000 (12/23) @Denver 38, San Francisco 9
2002 (9/15) Denver 24, @San Francisco 14
2006 (12/31) San Fran. 26, @Denver 23 (OT)
2010 (10/31) @San Fran. 24, Denver 16 (London)
2014 (10/19) @Denver 42, San Francisco 17
2018 (12/9) @San Francisco 20, Denver 14

PS Pts.—DEN 336, SF 319

PS Pts.—DEN 10, SF 55

#Super Bowl

SEATTLE SEAHAWKS

Reg. Season: (35-19-0 / .648)

Home (22-5) / Away (13-14)

Postseason: (0-2 / .000)

Home (0-0) / Away (0-1) / S.B. (0-1)

1977 (10/2) Denver 24, @Seattle 13
1978 (10/1) @Denver 28, Seattle 7
1978 (10/29) Denver 20, @Seattle 17 (OT)
1979 (9/23) @Denver 37, Seattle 34
1979 (12/8) @Seattle 28, Denver 23
1981 (11/23) @Denver 36, Seattle 20
1980 (12/20) @Denver 30, Seattle 17
1981 (9/13) @Seattle 13, Denver 10
1981 (12/13) @Denver 23, Seattle 13
1982 (11/21) Seattle 17, @Denver 10
1982 (1/2) @Seattle 13, Denver 11
1983 (11/6) @Seattle 27, Denver 19
1983 (11/20) @Denver 38, Seattle 27
1983 (12/24) @Seattle 31, Denver 7*
1984 (11/25) Seattle 27, @Denver 24
1984 (12/15) Denver 31, @Seattle 14
1985 (10/20) @Denver 13, Seattle 10 (OT)
1985 (12/20) Denver 27, @Seattle 24
1986 (10/26) @Denver 20, Seattle 13
1986 (12/20) @Seattle 41, Denver 16
1987 (9/13) @Denver 40, Seattle 17
1987 (12/13) @Seattle 28, Denver 21
1988 (9/4) Seattle 21, @Denver 14
1988 (12/11) @Seattle 42, Denver 14
1989 (10/22) Denver 24, @Seattle 21 (OT)
1989 (11/26) @Denver 41, Seattle 14
1990 (9/23) @Denver 34, Seattle 31 (OT)
1990 (12/23) @Seattle 17, Denver 12
1991 (12/2) @Denver 16, Seattle 10
1991 (11/24) @Seattle 13, Denver 10
1992 (11/30) @Seattle 16, Denver 13 (OT)
1992 (12/20) @Denver 10, Seattle 6
1993 (10/31) @Denver 28, Seattle 17
1993 (11/28) Denver 17, @Seattle 9
1994 (9/19) @Denver 16, @Seattle 9
1995 (11/13) @Denver 17, Seattle 10
1995 (10/1) @Seattle 27, Denver 10
1995 (12/10) Seattle 31, @Denver 27
1996 (9/8) Denver 30, @Seattle 20
1996 (12/1) @Denver 34, Seattle 7
1997 (9/7) Denver 35, @Seattle 14
1997 (11/2) @Denver 30, Seattle 27
1998 (11/11) Denver 21, @Seattle 16
1998 (12/27) @Seattle 28, Seattle 21
1999 (11/14) @Seattle 20, Denver 17
1999 (12/19) @Denver 36, Seattle 30 (OT)
2000 (11/26) Denver 38, @Seattle 31
2000 (12/10) @Denver 31, Seattle 24

2001 (10/14) @Seattle 34, Denver 21
2001 (12/9) @Denver 20, Seattle 7
2002 (11/17) Denver 31, @Seattle 9
2006 (12/13) Seattle 23, @Denver 20
2010 (9/19) @Seattle 17, Seattle 14
2012 (2/2) Seattle 43, Denver 8#
2014 (9/21) @Seattle 26, Denver 20 (OT)
2018 (9/9) @Denver 27, Seattle 24
RS Pts.—DEN 1,269, SEA 1,061

PS Pts.—DEN 7, SEA 31

**AFC Wild Card Playoff Game

#Super Bowl

TAMPA BAY BUCCANEERS

Reg. Season: (7-3-0 / .700)

Home (4-2) / Away (3-1)

1976 (11/7) @Denver 48, Tampa Bay 13
1981 (11/15) Denver 24, @Tampa Bay 19
1993 (12/26) Tampa Bay 17, @Denver 10
1996 (9/15) @Denver 27, Tampa Bay 23
1999 (9/26) @Tampa Bay 13, Denver 10
2004 (10/5) Denver 16, Tampa Bay 13
2008 (10/5) @Denver 16, Tampa Bay 13
2012 (12/2) @Denver 31, Tampa Bay 7
2016 (10/2) Denver 27, @Tampa Bay 7
2020 (9/27) Tampa Bay 28, Denver 10
RS Pts.—DEN 215, TB 157

TENNESSEE TITANS

Reg. Season: (10-6-1 / .413)

Home (10-6-1) / Away (6-15)

Postseason: (2-1 / .667)

Home (2-0) / Away (0-1) / S.B. (0-0)

1960 (11/6) Houston 45, @Denver 25
1960 (11/20) @Houston 20, Denver 10
1961 (11/5) Houston 55, @Denver 14
1961 (11/26) @Houston 45, Denver 14
1962 (10/21) @Denver 20, Houston 10
1962 (12/2) @Houston 34, Denver 17
1963 (9/14) @Houston 20, Denver 14
1963 (10/13) Houston 37, @Denver 6
1964 (9/27) Houston 38, @Denver 17
1964 (12/20) @Houston 34, Denver 15
1965 (10/17) @Denver 28, Houston 17
1965 (11/14) Denver 31, @Houston 21
1966 (9/3) @Houston 45, Denver 7
1966 (10/2) @Denver 40, Houston 38
1967 (10/13) @Houston 17, Houston 16
1967 (11/12) Houston 20, @Denver 18
1968 (11/17) @Houston 38, Denver 17
1969 (10/26) @Houston 24, Denver 21
1969 (11/16) @Denver 20, Houston 20 (T)
1970 (11/29) @Houston 31, Denver 21
1972 (9/17) @Denver 30, Houston 17
1973 (10/14) Denver 49, @Houston 10
1974 (1/28) @Denver 37, Houston 14
1976 (10/10) @Houston 17, Denver 3
1977 (12/4) Denver 24, @Houston 14
1979 (12/23) @Houston 13, Denver 7*
1980 (11/2) Houston 20, @Denver 16
1983 (9/19) Denver 26, @Houston 14
1985 (10/6) @Denver 31, Houston 20
1987 (10/4) Houston 30, @Denver 6
1987 (10/10) @Denver 34, Houston 10**
1991 (10/6) @Houston 42, Denver 14
1991 (1/4) @Denver 26, Houston 24**
1992 (10/18) @Denver 27, Houston 21
1995 (11/26) @Houston 42, @Tennessee 36
2004 (12/25) Denver 37, @Tennessee 16
2007 (11/19) @Denver 34, Tennessee 20
2010 (10/3) Denver 26, @Tennessee 20
2011 (9/25) @Tennessee 17, @Tennessee 14
2013 (12/8) @Denver 51, Tennessee 28
2016 (11/21) @Tennessee 13, Denver 10
2019 (10/13) @Denver 16, Tennessee 0
2020 (9/14) Tennessee 16, @Denver 14

RS Pts.—DEN 880, TEN 1,009

PS Pts.—DEN 10, TEN 10

**AFC Wild Card Playoff Game

**AFC Divisional Playoff Game

Franchise in Houston before 1997 and known as the Oilers before 1999

WASHINGTON FOOTBALL TEAM

Reg. Season: (7-6-0 / .538)

Home (5-2) / Away (2-4)

Postseason: (0-1 / .000)

Home (0-0) / Away (0-0) / S.B. (0-1)

1970 (11/1) Washington 19, @Denver 3
1974 (9/30) @Washington 30, Denver 3
1980 (10/13) @Denver 20, Washington 17
1986 (12/13) @Washington 21, Washington 10
1987 (1/31) Washington 42, @Denver 19#
1989 (11/20) Denver 14, @Washington 10
1992 (10/12) @Washington 34, Denver 3
1995 (9/17) @Denver 38, Washington 31
1998 (9/27) Denver 38, @Washington 16
2001 (11/18) Washington 17, @Denver 10
2005 (10/9) @Denver 21, Washington 19
2009 (11/15) @Washington 27, Denver 17
2013 (10/27) @Denver 45, Washington 21
2017 (12/24) @Washington 27, Denver 11
RS Pts.—DEN 254, WAS 298
PS Pts.—DEN 10, WAS 42
#Super Bowl

BRONCOS VS. THE NFL (REGULAR SEASON / POSTSEASON / PRESEASON)

	REGULAR SEASON						POSTSEASON			PRESEASON			
Franchise	W	L	T	Pct.	PF	PA	W	L	Pct.	W	L	T	Pct.
Arizona Cardinals	9	1	1	.857	334	159	0	0	.000	19	8	0	.704
Atlanta Falcons	8	7	0	.533	405	369	1	0	1.000	5	2	0	.714
Baltimore Ravens	6	6	0	.500	252	272	0	2	.000	0	0	0	.000
Buffalo Bills	16	22	1	.423	832	949	0	1	.000	4	4	0	.500
Carolina Panthers	5	1	0	.833	152	108	1	0	1.000	2	1	0	.667
Chicago Bears	8	8	0	.500	264	307	0	0	.000	6	4	0	.600
Cincinnati Bengals	22	10	0	.688	696	595	0	0	.000	3	2	0	.600
Cleveland Browns	21	6	0	.778	654	400	3	0	1.000	1	1	0	.500
Dallas Cowboys	8	4	0	.667	336	275	0	1	.000	8	7	0	.533
Detroit Lions	8	5	0	.615	286	277	0	0	.000	2	3	0	.400
Green Bay Packers	6	7	1	.464	256	311	1	0	1.000	7	3	0	.700
Houston Texans	5	3	0	.625	212	163	0	0	.000	5	2	0	.714
Indianapolis Colts	14	11	0	.560	564	511	0	3	.000	7	6	0	.538
Jacksonville Jaguars	5	6	0	.455	245	214	1	1	.500	0	2	0	.000
Kansas City Chiefs	54	67	0	.446	2,460	2,838	1	0	1.000	1	7	0	.125
Las Vegas Raiders	53	66	2	.446	2,479	2,597	1	1	.500	4	7	0	.364
Los Angeles Chargers	68	53	1	.561	2,593	2,622	1	0	1.000	2	5	0	.286
Los Angeles Rams	5	9	0	.357	298	305	0	0	.000	8	3	0	.727
Miami Dolphins	6	12	1	.342	346	451	1	0	1.000	5	6	0	.455
Minnesota Vikings	7	8	0	.467	339	332	0	0	.000	5	8	0	.385
New England Patriots	27	22	0	.551	1,127	1,076	4	1	.800	5	3	0	.625
New Orleans Saints	9	3	0	.750	304	257	0	0	.000	2	3	0	.400
New York Giants	6	6	0	.500	242	213	0	1	.000	0	2	0	.000
New York Jets	20	16	1	.554	907	793	1	0	1.000	1	2	0	.333
Philadelphia Eagles	5	8	0	.385	319	301	0	0	.000	0	1	0	.000
Pittsburgh Steelers	15	9	1	.620	561	531	5	3	.625	1	0	0	1.000
San Francisco 49ers	7	7	0	.500	336	319	0	1	.000	23	16	0	.590
Seattle Seahawks	35	19	0	.648	1,269	1,061	0	2	.000	11	3	0	.786
Tampa Bay Buccaneers	7	3	0	.700	219	157	0	0	.000	2	0	0	1.000
Tennessee Titans	16	23	1	.413	880	1,009	2	1	.667	5	5	0	.500
Washington Football Team	7	6	0	.538	254	298	0	1	.000	2	5	0	.286
TOTALS	488	434	10	.529	20,397	20,070	23	19	.548	145	125	0	.537

BRONCOS VS. AFC WEST (REGULAR SEASON / SINCE AFL-NFL MERGER)

Year	KC	LV	LA	SEA	TB*	Home	Away	Overall
1970	1-1	0-2	0-1-1	—	—	1-1-1	0-3	1-4-1
1971	0-2	0-2	1-1	—	—	1-2	0-3	1-5
1972	0-2	1-1	1-1	—	—	1-2	1-2	2-4
1973	1-1	0-1-1	2-0	—	—	2-0-1	1-2	3-2-1
1974	1-1	1-1	1-1	—	—	1-2	2-1	3-3
1975	1-1	0-2	2-0	—	—	2-1	1-2	3-3
1976	2-0	0-2	2-0	—	1-0	3-1	2-1	5-2
1977	2-0	1-1	2-0	1-0	—	2-1	4-0	6-1
1978	2-0	2-0	1-1	2-0	—	4-0	3-1	7-1
1979	2-0	0-2	1-1	1-1	—	3-1	1-3	4-4
1980	0-2	0-2	1-1	2-0	—	1-3	2-2	3-5
1981	1-1	1-1	1-1	1-1	—	4-0	1-3	5-3
1982	0-1	0-1	0-2	0-2	—	0-3	0-3	0-6
1983	1-1	0-2	1-1	1-1	—	3-1	0-4	3-5
1984	1-1	0-2	2-0	1-1	—	3-1	3-1	6-2
1985	2-0	0-2	2-0	2-0	—	3-1	2-2	5-3
1986	1-1	2-0	1-1	1-1	—	3-1	2-2	5-3
1987	2-0	2-0	2-0	1-1	—	4-0	3-1	7-1
1988	1-1	0-2	2-0	0-2	—	2-2	1-3	3-5
1989	2-0	1-1	1-1	2-0	—	4-0	2-2	6-2
1990	1-1	0-2	1-1	1-1	—	3-1	0-4	3-5
1991	2-0	0-2	2-0	1-1	—	3-1	2-2	5-3
1992	1-1	1-1	1-1	2-0	—	4-0	0-4	4-4
1993	1-1	0-2	1-1	2-0	—	3-1	1-3	4-4
1994	1-1	0-2	1-1	2-0	—	1-3	3-1	4-4
1995	0-2	2-0	1-1	0-2	—	2-2	1-3	3-5
1996	1-1	2-0	1-1	2-0	—	4-0	2-2	6-2
1997	1-1	1-1	2-0	2-0	—	4-0	4-0	8-0
1998	2-0	2-0	2-0	2-0	—	4-0	4-0	8-0
1999	0-2	2-0	1-1	1-1	—	2-2	2-2	4-4
2000	0-2	2-0	2-0	2-0	—	3-1	3-1	6-2
2001	1-1	1-1	1-1	1-1	—	4-0	0-4	4-4
2002	2-0	0-2	2-0	1-1	—	2-1	1-2	3-3
2003	1-1	2-0	2-0	—	—	3-0	2-1	5-1
2004	1-1	1-1	1-1	—	—	2-0	1-2	3-3
2005	1-1	2-0	2-0	—	—	3-0	2-1	5-1
2006	1-1	2-0	0-2	—	—	2-1	1-2	3-3
2007	2-0	1-1	0-2	—	—	2-1	1-2	3-3
2008	1-1	1-1	1-1	—	—	2-1	1-2	3-3
2009	1-1	1-1	1-1	—	—	0-3	3-0	3-3
2010	1-1	0-2	0-2	—	—	1-2	0-3	1-5
2011	1-1	1-1	1-1	—	—	0-3	3-0	3-3
2012	2-0	2-0	2-0	—	—	3-0	3-0	6-0
2013	2-0	2-0	1-1	—	—	2-1	3-0	5-1
2014	2-0	2-0	2-0	—	—	3-0	3-0	6-0
2015	1-1	1-1	2-0	—	—	1-2	3-0	4-2
2016	0-2	1-1	1-1	—	—	2-1	0-3	2-4
2017	0-2	1-1	1-1	—	—	2-1	0-3	2-4
2018	0-2	1-1	1-1	—	—	1-2	1-2	2-4
2019	0-2	1-1	2-0	—	—	2-1	1-2	3-3
2020	0-2	0-2	1-1	—	—	1-2	0-3	1-5
TOTALS	53-48	49-51-1	63-38-1	32-17	1-0	118-57-2	80-96	198-154-2

*Tampa Bay was a member of the AFC Western Division during the franchise's first year of existence. In 1977, the Buccaneers moved to the NFC Central and the Seattle Seahawks moved from the NFC West to the AFC West. Seattle moved back to the NFC West in 2002.

BRONCOS RECORD IN PRIMETIME / OVERTIME GAMES

MONDAY NIGHT FOOTBALL

Overall record: 32-42-1 / Home: 24-13-1 / Road: 8-29

Tennessee 16, at Denver 14 (9/14/20)
 at Oakland 24, Denver 16 (9/9/19)
 at Oakland 27, Denver 14 (12/24/18)
 Kansas City 27, at Denver 23 (10/1/18)
 at Kansas City 29, Denver 19 (10/30/17)
 at Denver 24, L.A. Chargers 21 (9/11/17)
 at Denver 27, Houston 9 (10/24/16)
 at Denver 20, Cincinnati 17 (12/28/15) **OT**
 at Cincinnati 37, Denver 28 (12/22/14)
 at Denver 37, Oakland 21 (9/23/13)
 Denver 35, at San Diego 24 (10/15/12)
 at Atlanta 27, Denver 21 (9/17/12)
 Oakland 23, at Denver 20 (9/12/11)
 at San Diego 35, Denver 14 (11/22/10)
 Pittsburgh 28, at Denver 10 (11/9/09)
 Denver 34, at San Diego 23 (10/19/09)
 at New England 41, Denver 7 (10/20/08)
 Denver 41, at Oakland 14 (9/8/08)
 at San Diego 23, Denver 3 (12/24/07)
 at Denver 34, Tennessee 20 (11/19/07)
 Green Bay 19, at Denver 13 (10/29/07) **OT**
 at Denver 13, Baltimore 3 (10/9/06)
 at Denver 30, Kansas City 10 (9/26/05)
 at Cincinnati 23, Denver 10 (10/25/04)
 New England 30, at Denver 26 (11/3/03)
 at Denver 31, Oakland 10 (9/22/03)
 Oakland 34, at Denver 10 (11/1/02)
 at Baltimore 34, Denver 23 (9/30/02)
 at Oakland 38, Denver 28 (11/5/01)
 at Denver 31, N.Y. Giants 20 (9/10/01)
 at Denver 27, Oakland 24 (11/13/00)
 at St. Louis 41, Denver 36 (9/4/00)
 at Jacksonville 27, Denver 24 (12/13/99)
 at Denver 27, Oakland 21 (11/22/99)
 Miami 38, at Denver 21 (9/13/99)
 at Miami 31, Denver 21 (12/21/98)
 Denver 30, at Kansas City 7 (11/16/98)
 at Denver 27, New England 21 (9/7/98)
 at San Francisco 34, Denver 17 (12/15/97)
 at Denver 31, Oakland 3 (11/24/97)
 at Denver 34, New England 13 (10/6/97)
 Denver 22, at Oakland 21 (11/4/96)
 at Denver 27, Oakland 0 (10/16/95)
 Kansas City 31, at Denver 28 (10/17/94)
 at Buffalo 27, Denver 20 (9/26/94)
 L.A. Raiders 23, at Denver 20 (10/18/93)
 at Kansas City 15, Denver 7 (9/20/93)
 at Seattle 16, Denver 13 (11/30/92) **OT**
 at Washington 34, Denver 3 (11/12/92)
 Cleveland 30, at Denver 29 (10/8/90)
 at Denver 24, Kansas City 23 (9/17/90)
 Denver 14, at Washington 10 (11/20/89)
 Denver 28, at Buffalo 14 (9/18/89)
 at Indianapolis 55, Denver 23 (10/31/88)
 L.A. Raiders 30, at Denver 27 (9/26/88) **OT**
 at Denver 31, Chicago 29 (11/16/87)
 at Minnesota 34, Denver 27 (10/27/87)
 at Denver 30, L.A. Raiders 14 (10/12/87)
 at N.Y. Jets 22, Denver 10 (10/20/86)
 Denver 21, at Pittsburgh 10 (9/15/86)
 at Denver 17, San Francisco 16 (11/11/85)
 at Denver 17, Green Bay 14 (10/15/84)
 at Denver 19, Minnesota 17 (11/2/81)
 at Oakland 9, Denver 3 (12/1/80)
 at Denver 20, Washington 17 (10/13/80)
 at New England 23, Denver 14 (9/29/80)
 at San Diego 17, Denver 7 (12/17/79)
 at Pittsburgh 42, Denver 7, Oct. 22, 1979
 at Pittsburgh 16, Chicago 7 (10/16/78)
 at Minnesota 12, Denver 9 (9/17/78) **OT**
 at Oakland 17, Denver 10 (12/8/75)
 at Denver 23, Green Bay 13 (9/29/75)
 Kansas City 42, at Denver 34 (11/18/74)
 at Washington 30, Denver 3 (9/30/74)
 at Denver 23, Oakland 23 (10/22/73) **(T)**



at Denver 31, Indianapolis 34 (9/7/14)
 at New England 34, Denver 31 (11/24/13) **OT**
 at Denver 27, Kansas City 17 (11/17/13)
 at Indianapolis 39, Denver 33 (10/20/13)
 at Denver 31, Pittsburgh 19 (9/9/12)
 at Denver 34, New Orleans 14 (10/28/12)
 at San Diego 52, Denver 21 (12/28/08)
 at Denver 31, Pittsburgh 28 (10/21/07)
 Seattle 23, at Denver 20 (12/3/06)
 San Diego 35, at Denver 27 (11/19/06)
 at Denver 13, Oakland 3 (10/15/06)
 Denver 17, at New England 7 (9/24/06)
 Oakland 25, at Denver 24 (11/28/04)
 at Denver 34, Kansas City 24 (9/12/04)
 Denver 31, at Indianapolis 17 (12/21/03)
 Indianapolis 23, at Denver 20 (11/24/02) **OT**
 Miami 24, at Denver 22 (10/13/02)
 at Denver 20, Seattle 7 (12/9/01)
 Denver 38, at Arizona 17 (9/23/01)
 at Seattle 20, Denver 17 (11/14/99)
 Denver 31, at San Diego 16 (11/29/98)
 Denver 38, at San Diego 28 (11/30/97)
 at San Diego 16, Denver 10 (12/2/96)
 at Denver 27, Tampa Bay 23 (9/15/96)
 at Philadelphia 31, Denver 13 (11/12/95)
 Denver 37, at New England 3 (10/8/95)
 at Denver 22, Buffalo 7 (9/3/95)
 San Diego 37, at Denver 34 (9/4/94)
 at Green Bay 30, Denver 27 (10/10/93)
 at Denver 27, N.Y. Giants 13 (11/15/92)
 at Denver 17, L.A. Raiders 13 (9/6/92)
 at Denver 20, Pittsburgh 13 (11/3/91)
 Denver 13, at Minnesota 6 (9/29/91)
 at Seattle 17, Denver 12 (12/23/90)
 at Minnesota 27, Denver 22 (11/4/90)
 at Seattle 42, Denver 14 (12/11/88)
 at Seattle 28, Denver 21 (12/13/87)
 Denver 24, at Cleveland 14 (9/16/84)
 at Denver 21, Oakland 6 (12/3/78)

OVERTIME GAMES

Overall record: 30-19-2 / Home: 16-8-1 / Road: 14-11-1

Kansas City 30, at Denver 27 (11/27/16)
 at Denver 20, Cincinnati 17 (12/28/15)
 at Denver 30, New England 24 (11/29/15)
 Denver 26, at Cleveland 23 (10/18/15)
 at Seattle 26, Denver 20 (9/21/14)
 at New England 34, Denver 31 (11/24/13)
 Baltimore 38, at Denver 35 (11/21/13) **AFC Divisional Playoff**
 at Denver 29, Pittsburgh 23 (11/8/12) **AFC Wild Card**
 at Denver 13, Chicago 10 (12/11/11)
 Denver 16, at San Diego 13 (11/27/11)
 Denver 18, at Miami 15 (10/23/11)
 at Denver 20, New England 17 (10/11/09)
 at Denver 22, Minnesota 19 (12/30/07)
 at Chicago 37, Denver 34 (11/25/07)
 Green Bay 19, at Denver 13 (10/29/07)
 at Denver 23, Oakland 20 (9/16/07)
 San Francisco 26, at Denver 23 (12/31/06)
 at Denver 9, Kansas City 6 (9/17/06)
 Denver 24, at Dallas 21 (11/24/05)
 at Denver 23, Cleveland 20 (12/14/03)
 at San Diego 30, Denver 27 (12/1/02)
 Indianapolis 23, at Denver 20 (11/24/02)
 Denver 37, at Kansas City 34 (10/20/02)
 at Kansas City 26, Denver 23 (12/16/01)
 at Denver 36, Seattle 30 (12/19/99)
 at Denver 27, Oakland 21 (11/22/99)
 Denver 23, at Buffalo 20 (10/26/97)
 Denver 20, at Kansas City 17 (11/4/94)
 at N.Y. Jets 25, Denver 22 (9/11/94)
 at L.A. Raiders 33, Denver 30 (11/29/94)
 at Seattle 16, Denver 13 (11/30/92)
 Chicago 16, at Denver 13 (11/18/90)
 at Denver 34, Seattle 31 (9/23/90)
 at L.A. Raiders 16, Denver 13 (12/3/89)
 Denver 24, at Seattle 21 (10/22/89)
 Denver 16, at San Francisco 13 (10/9/88)
 L.A. Raiders 30, at Denver 27 (9/26/88)
 Denver 17, at Green Bay (Milw.) 17 (9/20/87) **(T)**
 Denver 23, at Cleveland 20 (11/1/87) **AFC Championship**
 L.A. Raiders 17, at Denver 14 (12/8/85)
 at L.A. Raiders 31, Denver 28 (11/24/85)
 at Denver 30, San Diego 24 (11/17/85)
 at Denver 13, Seattle 10 (10/20/85)
 Denver 22, at L.A. Raiders 19 (10/28/84)
 at Denver 23, Cleveland 20 (11/8/81)
 Denver 20, at Atlanta 17 (9/16/79)
 Denver 20, at Seattle 17 (10/29/78)
 Denver 23, at Kansas City 17 (9/24/78)
 at Minnesota 12, Denver 9 (9/11/78)
 at Denver 13, San Diego 10 (11/30/75)
 at Denver 35, Pittsburgh 35 (9/22/74) **(T)**

SUNDAY NIGHT GAMES

Overall record: 26-22-0 / Home: 16-11 / Road 10-11

New England 41, at Denver 16 (11/12/17)
 N.Y. Giants 23, at Denver 10 (10/15/17)
 at Kansas City 33, Denver 10 (12/2/16)
 Kansas City 30, at Denver 27 (12/12/16) **OT**
 at Oakland 30, Denver 20 (11/6/16)
 at Denver 30, New England 24 (11/29/15) **OT**
 at Denver 29, Green Bay 10 (11/1/15)
 Denver 24, at Detroit 12 (9/27/15)
 Denver 29, at Kansas City 16 (11/30/14)
 at Denver 42, San Francisco 17 (10/19/14)



BRONCOS RECORD ON HOLIDAYS / AFTER BYE WEEKS

THANKSGIVING GAMES

Overall record: 4-7-0 / Home: 1-2 / Road: 3-5

at Denver 26, N.Y. Giants 6 (11/26/09)
at Kansas City 19, Denver 10 (11/23/06)
Denver 24, at Dallas 21 (11/24/05) **OT**
Denver 26, at Dallas 24 (11/22/01)
at Detroit 40, Denver 27 (11/22/90)
at Detroit 17, Denver 14 (11/23/78)
Denver 31, at Detroit 27 (11/28/74)
at Kansas City 31, Denver 17 (11/27/69)
at San Diego 24, Denver 20 (11/23/67)
Oakland 26, at Denver 10 (11/28/63)
N.Y. Titans 46, at Denver 45 (11/22/62)

CHRISTMAS GAMES

Overall record: 2-1-0 / Home: 0-0 / Road: 2-1

at Kansas City 33, Denver 10 (2016)
Denver 37, at Tennessee 16 (2004)
Denver 17, at Detroit 7 (1999)

AFTER THE BYE WEEK

Overall record: 23-9-0 / Home: 15-5 / Road: 8-4

Denver 18, at New England 12 (10/18/20)
at Minnesota 27, Denver 23 (11/17/19)
Denver 23, at L.A. Chargers 22 (11/18/18)
N.Y. Giants 23, at Denver 10 (10/15/17)
Kansas City 30, at Denver 27 (11/27/16) **OT**
at Denver 29, Green Bay 10 (11/1/15)
at Denver 41, Arizona 20 (10/5/14)
Denver 28, at San Diego 20 (11/10/13)
at Denver 34, New Orleans 14 (10/28/12)
Denver 18, at Miami 15 (10/23/11) **OT**
at Denver 49, Kansas City 29 (11/4/10)
at Baltimore 30, Denver 7 (11/1/09)
Miami 26, at Denver 17 (11/2/08)
at Denver 31, Pittsburgh 28 (10/21/07)
at Denver 13, Baltimore 3 (10/9/06)
Denver 31, at Oakland 17 (11/13/05)
Denver 34, at New Orleans 13 (11/21/04)
at Denver 37, San Diego 8 (11/16/03)
Oakland 34, at Denver 10 (11/1/02)
at Denver 23, Oakland 17 (12/30/01)
Denver 30, at N.Y. Jets 23 (11/5/00)
Kansas City 16, at Denver 10 (12/5/99)
at Denver 37, Jacksonville 24 (10/25/98)
at Oakland 28, Denver 25 (10/19/97)
at Denver 45, Baltimore 34 (10/20/96)
at Denver 38, Arizona 6 (11/5/95)
Denver 16, at Seattle 9 (10/9/94)
at Denver 28, Seattle 17 (10/31/93)
at Denver 35, Indianapolis 13 (10/3/93)
at Denver 27, N.Y. Jets 16 (11/8/92)
at Denver 19, Kansas City 16 (10/20/91)
at Minnesota 27, Denver 22 (11/4/90)

Note: In 1993, the league adjusted the schedule to include two bye weeks per team, but the schedule changed back to one bye per club in 1994.

BRONCOS MISCELLANEOUS WON-LOST STATISTICS

MOST SUCCESSFUL SEASONS (BY CATEGORY)

BEST WINNING PERCENTAGE

1998 — .875 (14-2)
1977 — .857 (12-2)
2013 — .813 (13-3)
2012 — .813 (13-3)
2005 — .813 (13-3)
1996 — .813 (13-3)
1984 — .813 (13-3)
2015 — .750 (12-4)
2014 — .750 (12-4)
1997 — .750 (12-4)
1991 — .750 (12-4)
1987 — .700 (10-4-1)
2000 — .688 (11-5)
1989 — .688 (11-5)
1986 — .688 (11-5)
1985 — .688 (11-5)

MOST REGULAR SEASON WINS

1998 — 14 wins (2 losses)
2013 — 13 wins (3 losses)
2012 — 13 wins (3 losses)
2005 — 13 wins (3 losses)
1996 — 13 wins (3 losses)
1984 — 13 wins (3 losses)
2015 — 12 wins (4 losses)
2014 — 12 wins (4 losses)
1997 — 12 wins (4 losses)
1991 — 12 wins (4 losses)
1977 — 12 wins (2 losses)
2000 — 11 wins (5 losses)
1989 — 11 wins (5 losses)
1986 — 11 wins (5 losses)
1985 — 11 wins (5 losses)

MILESTONE GAMES IN BRONCOS HISTORY (REGULAR SEASON ONLY)

1ST GAME

September 9, 1960, at Boston Patriots (W) 13-10

50TH GAME

November 3, 1963, vs. Buffalo Bills (L) 28-30

100TH GAME

September 10, 1967, at Oakland Raiders (L) 51-0

200TH GAME

October 6, 1974, at Kansas City Chiefs (W) 17-14

300TH GAME

December 21, 1980, at Seattle Seahawks (W) 25-17

400TH GAME

November 29, 1987, at San Diego Chargers (W) 31-17

500TH GAME

January 2, 1994, at Los Angeles Raiders (L) 33-30 OT

600TH GAME

September 24, 2000, vs. Kansas City Chiefs (L) 23-22

700TH GAME

November 5, 2006, at Pittsburgh Steelers (W) 31-20

800TH GAME

December 2, 2012, vs. Tampa Bay Buccaneers (W) 31-23

900TH GAME

December 30, 2018, vs. Los Angeles Chargers (L) 23-9

BRONCOS ALL-TIME RECORD BY THE DAY

REGULAR SEASON				POSTSEASON			
	Home	Road	Total	Home	Road	Neutral	Total
Thu.	5-5-0 (.500)	9-7-0 (.563)	14-12-0 (.538)	—	—	—	—
Fri.	2-0-0 (1.000)	3-4-0 (.429)	5-4-0 (.556)	—	—	—	—
Sat.	6-6-0 (.500)	8-15-1 (.354)	14-21-1 (.403)	7-2 (.778)	0-3 (.000)	—	7-5 (.583)
Sun.	255-144-6 (.637)	168-211-2 (.444)	423-355-8 (.543)	10-3 (.769)	3-6 (.333)	3-5 (.375)	16-14 (.533)
Mon.	24-14-1 (.628)	8-28-0 (.222)	32-42-1 (.433)	—	—	—	—
TOTAL	292-168-7 (.633)	196-266-3 (.425)	488-434-10 (.529)	17-5 (.773)	3-9 (.250)	3-5 (.375)	23-19 (.548)

BRONCOS ALL-TIME RECORD BY THE MONTH

REGULAR SEASON				POSTSEASON			
	Home	Road	Total	Home	Road	Neutral	Total
Aug.	1-0-0 (1.000)	0-0-0 (.000)	1-0-0 (1.000)	—	—	—	—
Sept.	80-31-2 (.717)	39-54-1 (.420)	119-85-3 (.582)	—	—	—	—
Oct.	79-46-1 (.631)	56-63-1 (.471)	133-108-2 (.551)	—	—	—	—
Nov.	67-53-3 (.557)	63-59-1 (.516)	130-112-4 (.537)	—	—	—	—
Dec.	62-33-1 (.651)	38-87-0 (.304)	100-120-1 (.455)	2-1 (.667)	0-4 (.000)	—	2-5 (.286)
Jan.	3-5-0 (.375)	0-3-0 (.000)	3-8-0 (.273)	15-4 (.789)	3-5 (.375)	2-4 (.333)	20-13 (.606)
Feb.	—	—	—	—	—	1-1 (.500)	1-1 (.500)
TOTAL	292-168-7 (.633)	196-266-3 (.425)	488-434-10 (.529)	17-5 (.773)	3-9 (.250)	3-5 (.375)	23-19 (.548)

BRONCOS ALL-TIME RECORD BY THE DECADE

REGULAR SEASON				POSTSEASON			
	Home	Road	Total	Home	Road	Neutral	Total
1960s	24-43-3 (.364)	15-54-1 (.221)	39-97-4 (.293)	—	—	—	—
1970s	43-25-4 (.625)	32-39-1 (.451)	75-64-5 (.538)	2-0 (1.000)	0-2 (.000)	0-1 (.000)	2-3 (.400)
1980s	58-19-0 (.753)	35-39-1 (.473)	93-58-1 (.615)	5-1 (.833)	1-1 (.500)	0-3 (.000)	6-5 (.545)
1990s	60-20-0 (.750)	34-46-0 (.425)	94-66-0 (.588)	4-1 (.800)	2-2 (.500)	2-0 (1.000)	8-3 (.727)
2000s	54-26-0 (.675)	39-41-0 (.488)	93-67-0 (.581)	1-1 (.500)	0-3 (.000)	0-0 (.000)	1-4 (.200)
2010s	51-29-0 (.638)	38-42-0 (.475)	89-71-0 (.556)	5-2 (.714)	0-1 (.000)	1-1 (.500)	6-4 (.600)
2020s	2-6-0 (.250)	3-5-0 (.375)	5-11-0 (.313)	—	—	—	—
TOTAL	292-168-7 (.633)	196-266-3 (.425)	488-434-10 (.529)	17-5 (.773)	3-9 (.250)	3-5 (.375)	23-19 (.548)

BRONCOS ALL-TIME SEASON OPENERS

Overall record: 39-21-1 / Home: 30-8-1 / Road: 9-13

Year (Date)	W/L	Result	Year (Date)	W/L	Result
1960 (9/9)	W	Denver 13, @Boston 10	1991 (9/1)	W	@Denver 45, Cincinnati 14
1961 (9/10)	W	Denver 22, @Buffalo 10	1992 (9/6)	W	@Denver 17, L.A. Raiders 13
1962 (9/7)	W	@Denver 30, San Diego 21	1993 (8/5)	W	Denver 26, @N.Y. Jets 20
1963 (9/7)	W	Kansas City 59, @Denver 7	1994 (9/12)	W	San Diego 37, @Denver 34
1964 (9/12)	L	@N.Y. Jets 30, Denver 6	1995 (9/3)	L	@Denver 22, Buffalo 7
1965 (9/11)	L	@San Diego 34, Denver 31	1996 (9/1)	W	@Denver 31, N.Y. Jets 6
1966 (9/3)	L	@Houston 45, Denver 7	1997 (8/31)	W	@Denver 19, Kansas City 3
1967 (9/3)	L	@Denver 26, Boston 21	1998 (9/7)	W	@Denver 27, New England 21
1968 (9/15)	L	@Cincinnati 24, Denver 10	1999 (9/13)	L	Miami 38, @Denver 21
1969 (9/14)	W	@Denver 35, Boston 7	2000 (9/4)	W	@St. Louis 41, Denver 36
1970 (9/20)	W	Denver 25, @Buffalo 10	2001 (9/10)	L	@Denver 31, NYG 20
1971 (9/19)	T	@Denver 10, Miami 10	2002 (9/8)	W	@Denver 23, St. Louis 16
1972 (9/17)	W	@Denver 30, Houston 17	2003 (9/7)	W	Denver 30, @Cincinnati 10
1973 (9/16)	W	@Denver 28, Cincinnati 10	2004 (9/12)	W	@Denver 34, Kansas City 24
1974 (9/15)	L	L.A. Rams 17, @Denver 10	2005 (9/11)	L	@Miami 34, Denver 10
1975 (9/21)	L	@Denver 40, Kansas City 33	2006 (9/10)	W	@St. Louis 18, Denver 10
1976 (9/12)	L	@Cincinnati 17, Denver 7	2007 (9/9)	W	Denver 15, @Buffalo 14
1977 (9/18)	W	@Denver 7, St. Louis 0	2008 (9/8)	W	Denver 41, @Oakland 14
1978 (9/3)	W	@Denver 14, Oakland 6	2009 (9/13)	W	Denver 12, @Cincinnati 7
1979 (9/2)	W	@Denver 10, Cincinnati 0	2010 (9/12)	L	@Jacksonville 24, Denver 17
1980 (9/7)	L	@Philadelphia 27, Denver 6	2011 (9/12)	L	Oakland 23, @Denver 20
1981 (9/6)	W	@Denver 9, Oakland 7	2012 (9/9)	L	@Denver 31, Pittsburgh 19
1982 (9/12)	L	San Diego 23, @Denver 3	2013 (9/5)	W	@Denver 49, Baltimore 27
1983 (9/4)	W	Denver 14, @Pittsburgh 10	2014 (9/7)	W	@Denver 31, Indianapolis 24
1984 (9/2)	W	@Denver 20, Cincinnati 17	2015 (9/13)	W	@Denver 19, Baltimore 13
1985 (9/8)	W	@L.A. Rams 20, Denver 16	2016 (9/8)	W	@Denver 21, Carolina 20
1986 (9/7)	W	@Denver 38, L.A. Raiders 36	2017 (9/11)	W	@Denver 24, L.A. Chargers 21
1987 (9/13)	W	@Denver 40, Seattle 17	2018 (9/9)	W	@Denver 27, Seattle 24
1988 (9/4)	L	Seattle 21, @Denver 14	2019 (9/9)	L	@Oakland 24, Denver 16
1989 (9/10)	W	@Denver 34, Kansas City 20	2020 (9/14)	L	Tennessee 16, @Denver 14
1990 (9/9)	L	@L.A. Raiders, 14, Denver 9			

YEAR-BY-YEAR FINAL STATISTICS



2020 FINAL STATISTICS (5-11)

Head Coach: Vic Fangio AFC West: 4th Home Stadium: Empower Field at Mile High

Date	W-L	Score	Opponent	Attendance	RUSHING	No.	Yds.	Avg.	Long	TD
Sep 14	L	14-16	Tennessee Titans	0	Gordon	215	986	4.6	65	9
Sep 20	L	21-26	at Pittsburgh Steelers	0	Lindsay	118	502	4.3	55t	1
Sep 27	L	10-28	Tampa Bay Buccaneers	5,226	Freeman	35	170	4.9	23	0
Oct 1	W	37-28	at New York Jets	0	Lock	44	160	3.6	16	3
Oct 18	W	18-12	at New England Patriots	0	Hamler	9	40	4.4	15	0
Oct 25	L	16-43	Kansas City Chiefs	5,314	Driskel	6	28	4.7	9	0
Nov 1	W	31-30	Los Angeles Chargers	5,231	Spencer	3	19	6.3	9	0
Nov 8	L	27-34	at Atlanta Falcons	7,665	Bellamy	4	11	2.8	8	0
Nov 15	L	12-37	at Las Vegas Raiders	0	Hinton	2	7	3.5	5	0
Nov 22	W	20-13	Miami Dolphins	5,351	Martin	1	0	0.0	0	0
Nov 29	L	3-31	New Orleans Saints	0	Rypien	5	-5	-1.0	-1	0
Dec 6	L	16-22	at Kansas City Chiefs	12,578	BRONCOS	442	1,918	4.3	65	13
Dec 13	W	32-27	at Carolina Panthers	5,768	OPPONENTS	434	2,080	4.8	59	22
Dec 19	L	19-48	Buffalo Bills	0	RECEIVING	No.	Yds.	Avg.	Long	TD
Dec 27	L	16-19	at Los Angeles Chargers	0	Fant	62	673	10.9	37	3
Jan 3	L	31-32	Las Vegas Raiders	0	Judy	52	856	16.5	92t	3

TEAM STATISTICS				Den	Opp					
TOTAL FIRST DOWNS				308	333					
Rushing				94	106					
Passing				176	201					
Penalty				38	26					
3RD DOWN: MADE/ATT				82/212	88/219					
3rd Down Pct.				38.7%	40.2%					
4TH DOWN: MADE/ATT				4/15	7/14					
4th Down Pct.				26.7%	50.0%					
POSSESSION AVG.				28:59	31:01					
TOTAL NET YARDS				5,369	5,887					
Avg. Per Game				335.6	367.9					
Total Plays				1,030	1,043					
AVG. PER PLAY				5.2	5.6					
NET YARDS RUSHING				1,918	2,080					
Avg. Per Game				119.9	130.0					
Total Rushes				442	434					
NET YARDS PASSING				3,451	3,807					
Avg. Per Game				215.7	237.9					
Sacked/Yards Lost				32/222	42/282					
Gross Yards				3,673	4,089					
Att./Completions				556/317	567/374					
Completion Pct.				57.0%	66.0%					
Had Intercepted				23	10					
PUNTS/AVERAGE				66/46.1	63/44.9					
NET PUNTING AVG.				41.4	39.1					
PENALTIES/YARDS				81/670	106/952					
FUMBLES/BALL LOST				23/9	16/7					
TOUCHDOWNS				35	47					
Rushing				13	22					
Passing				21	21					
Returns				1	4					

SCORE BY PERIODS	1	2	3	4	OT	PTS
BRONCOS	54	75	71	123	0	323
OPPONENTS	74	151	78	143	0	446

SCORING				TD	Ru	Pa	Ret	PAT	FG	2pt	PTS
McManus				0	0	0	0	24/27	28/34	0	108
Gordon				10	9	1	0	0/0	0/0	0	60
Patrick				6	0	6	0	0/0	0/0	0	36
Judy				3	0	3	0	0/0	0/0	1	20
Fant				3	0	3	0	0/0	0/0	1	20
Lock				3	3	0	0	0/0	0/0	0	18
Hamler				3	0	3	0	0/0	0/0	0	18
Hamilton				2	0	2	0	0/0	0/0	0	12
Fumagalli				1	0	1	0	0/0	0/0	0	6
Lindsay				1	1	0	0	0/0	0/0	0	6
Vannett				1	0	1	0	0/0	0/0	0	6
Spencer				1	0	0	1	0/0	0/0	0	6
Okwuegbunam				1	0	1	0	0/0	0/0	0	6
Russolino				0	0	0	0	1/3	0/1	0	1
BRONCOS				35	13	21	1	25/30	28/35	2	323
OPPONENTS				47	22	21	4	41/44	39/42	1	446

2-PT. CONVERSIONS: BRONCOS 2-5, OPPONENTS 1-3

SACKS: Reed 8.0, Chubb 7.5, D. Jones 6.5, Attachu 5.0, Walker 4.5, S. Harris 2.5, Jewell 2.0, Williams 2.0, Parks 1.0, Purcell 1.0, Johnson 1.0, Chickillo 1.0, **BRONCOS: 42.0, OPPONENTS: 32.0**

FUM/LOST: Gordon 4/4, Lock 8/3, Cushenberry 2/1, Hamler 2/0, Judy 2/0, Spencer 2/0, Hamilton 1/1, Martin 1/0, Rypien 1/0, **TOTAL: 23/9**

PASSING	Att.	Comp.	Yds.	Comp.%	Yds/Att.	TD	TD%	Int	Int%	Long	Sack/Lost	Rating
Lock	443	254	2,933	57.3	6.6	16	3.6	15	3.4	92t	19/23	75.4
Driskel	64	35	432	54.7	6.8	3	4.7	2	3.1	45	11/98	78.4
Rypien	40	27	295	67.5	7.4	2	5.0	4	10.0	48t	1/0	66.2
Hinton	9	1	13	11.1	1.4	0	0.0	2	22.2	13t	1/1	0.0
BRONCOS	556	317	3,673	57.0	6.6	21	3.8	23	4.1	92t	32/222	72.5
OPPONENTS	567	374	4,089	66.0	7.2	21	3.7	10	1.8	84t	42/282	92.1

RECEIVING	No.	Yds.	Avg.	Long	TD
Fant	62	673	10.9	37	3
Judy	52	856	16.5	92t	3
Patrick	51	742	14.5	61	6
Gordon	32	158	4.9	20	1
Hamler	30	381	12.7	49t	3
Hamilton	23	293	12.7	40t	2
Vannett	14	95	6.8	19	1
Freeman	12	81	6.8	28	0
Okwuegbunam	11	121	11.0	27	1
Fumagalli	8	80	10.0	29	1
Lindsay	7	28	4.0	11	0
Cleveland	6	63	10.5	17	0
Sutton	3	66	22.0	45	0
Spencer	3	26	8.7	10	0
Butt	2	5	2.5	5	0
Bellamy	1	5	5.0	5	0
BRONCOS	317	3,673	11.6	92t	21
OPPONENTS	374	4,089	10.9	84t	21

INTERCEPTIONS	No.	Yds.	Avg.	Long	TD
Simmons	5	90	18.0	46	0
Callahan	2	0	0.0	0	0
Bassey	1	26	26.0	26	0
Jackson	1	13	13.0	13	0
Williams	1	1	1.0	1	0
BRONCOS	10	130	13.0	46	0
OPPONENTS	23	336	14.6	50t	2

PUNTING	No.	Yds.	Avg.	Net	TB	In20	Long	B
Martin	65	3,040	46.8	41.4	4	19	69	1
BRONCOS	66	3,040	46.1	41.4	4	19	69	1
OPPONENTS	63	2,829	44.9	39.1	5	26	66	0

PUNT RETURNS	No.	FC	Yds.	Avg.	Long	TD
Spencer	16	14	253	15.8	83t	1
Hamler	3	5	6	2.0	8	0
Callahan	1	6	8	8.0	8	0
BRONCOS	20	25	267	13.4	83t	1
OPPONENTS	28	13	226	8.1	30	0

KICKOFF RETURNS	No.	Yds.	Avg.	Long	TD
Spencer	15	281	18.7	28	0
Cleveland	10	234	23.4	31	0
Hamler	2	42	21.0	24	0
BRONCOS	27	557	20.6	31	0
OPPONENTS	21	627	29.9	102t	1

FIELD GOALS	1-19	20-29	30-39	40-49	50+
McManus	0/0	6/6	4/5	8/8	10/15
Russolino	0/0	0/0	0/0	0/0	0/1
BRONCOS	0/0	6/6	4/5	8/8	10/16
OPPONENTS	0/0	12/12	14/14	8/11	5/5

MCMANUS: (49G, 58N, 28G) (56G) (40G, 54G, 53G) (45G, 44G, 27G), (52G, 20G, 54G) (43G) (35G) (43G, 41G) (50G, 33G) (29G, 47G) (58G) (53G, 57N) (37N, 30G, 50G, 52G) (22G, 56N, 70B, 37G, 26G, 63B)

RUSSOLINO: (51N)

OPPONENTS: (47N, 44B, 42N, 25G) (21G) (43G, 35G) (26G, 38G, 32G, 54G, 36G) (41G, 38G) (40G, 31G, 26G) (52G, 47G, 33G) (52G, 35G) (24G, 52G, 22G) (41G, 53G) (40G) (35G, 24G, 23G, 31G, 48G) (35G, 26G) (27G, 27G) (37G, 43G, 25G, 37G) (33G)



2020 DEFENSIVE STATS

(based on unofficial press box statistics)

	TT	UT	A	S-YDS	I-YDS	PD	FF	FR
1 Johnson	124	72	52	1-10	0-0	2	2	0
2 Jewell	111	66	45	2-16	0-0	4	0	0
3 Simmons	96	77	19	0-0	5-90	9	0	1
4 Jackson	90	67	23	0-0	1-13	4	0	2
5 Ojemudia	62	55	10	0-0	0-0	6	4	0
6 Reed	51	32	19	8-61	0-0	1	1	0
7 Callahan	42	36	6	0-0	2-0	5	0	1
8 Chubb	42	26	16	7.5-50	0-0	0	1	0
9 Jones	41	26	15	6.5-36	0-0	2	0	0
10 D. Williams	37	20	17	2-7	1-1	3	0	0
11 S. Harris	32	20	12	2.5-16	0-0	7	1	0
12 Attaochu	30	23	7	5-22	0-0	0	1	0
13 Bouye	23	21	2	0-0	0-0	6	0	0
14 Bassey	22	20	2	0-0	1-26	2	0	0
15 Bausby	19	19	0	0-0	0-0	5	0	0
16 Parks	18	16	2	1-16	0-0	0	0	0
17 Walker	18	9	9	4.5-28.5	0-0	0	1	0
18 Purcell	14	10	5	1-10	0-0	0	0	0
19 Casey	14	7	7	0-0	0-0	3	0	0
20 Chickillo	11	7	4	1-9	0-0	1	0	0
21 S. Williams	9	4	5	0-0	0-0	2	0	0
22 Motley	8	5	3	0-0	0-0	1	0	1
23 Agim	8	2	6	0-0	0-0	1	0	0
24 Dawson	3	0	5	0-0	0-0	0	0	0
25 D. Harris	3	0	0	0-0	0-0	0	0	0
Holder	3	2	1	0-0	0-0	0	0	0
Toliver II	3	2	1	0-0	0-0	0	0	0
28 Tuszka	2	1	1	0-0	0-0	0	0	0
29 Locke	1	1	0	0-0	0-0	0	0	0
Jones	1	0	1	0-0	0-0	0	0	0
TOTALS	941	649	292	42-282	10-130	64	11	5

2020 GAMES STARTED

OFFENSE		DEFENSE	
QB Lock, Drew	13	DE Harris, Shelby	11
QB Driskel, Jeff	1	DE Jones, Dre Mont	8
QB Rypien, Brett	1	DE Walker, DeMarcus	4
RB Gordon III, Melvin	10	DE Casey, Jurrell	3
RB Lindsay, Phillip (1 at QB)	8	NT Williams, DeShawn (1 at DE)	11
FB Cox, Jeremy	1	NT Purcell, Mike	6
WR Patrick, Tim	15	OLB Chubb, Bradley	14
WR Jeudy, Jerry	14	OLB Reed, Malik	13
WR Hamler, KJ	4	OLB Attaochu, Jeremiah	5
WR Hamilton, DaeSean	2	ILB Jewell, Josey	16
WR Sutton, Courtland	1	ILB Johnson, Alexander	16
TE Fant, Noah	11	S Jackson, Kareem	16
TE Vannett, Nick	11	S Simmons, Justin	16
TE Butt, Jake	1	CB Ojemudia, Michael (1 at DE)	11
C Cushmanberry III, Lloyd	16	CB Callahan, Bryce	10
G Risner, Dalton	16	CB Bouye, A.J.	7
T Bolles, Garrett	15	CB Bassey, Essang (all at DE)	3
G Glasgow, Graham	13	CB Bausby, De Vante	3
T Dotson, Demar	8	CB Dawson, Duke (at DE)	1
T Wilkinson, Elijah	7	CB Harris, Davonta	1
T Anderson, Calvin	2	CB Motley, Parnell	1
G/C Schlottmann, Austin	2		
G Muti, Netani	1		

2020 COACHES

Vic Fangio - Head Coach; **Ed Donatelli** - Defensive Coordinator; **Tom McMahon** - Special Teams Coordinator; **Pat Shurmur** - Offensive Coordinator; **Zach Azzanni** - Wide Receivers; **Chris Beake** - Def. Quality Control; **Rob Calabrese** - Off. Quality Control; **Chris Gould** - Asst. Special Teams; **Wade Harmon** - Tight Ends; **Reggie Herring** - Linebackers; **Mike Hiestand** - Asst. to Head Coach/Def. Quality Control; **Renaldo Hill** - Defensive Backs; **Korey Jones** - Asst. Strength and Conditioning; **Bill Kollar** - Defensive Line; **Chris Kuper** - Asst. Offensive Line; **Loren Landow** - Strength and Conditioning; **Anthony Lomando** - Asst. Strength and Conditioning; **Curtis Modkins** - Running Backs; **Mike Munchak** - Offensive Line; **John Pagano** - Outside Linebackers; **Justin Rascati** - Off. Quality Control; **Mike Shula** - Quarterbacks; **Cedric Smith** - Asst. Strength and Conditioning; **Nathaniel Wittingham** - Def. Quality Control; **Emily Zaler** - Asst. Player Performance.

2020 LEADERS / RANKINGS

INDIVIDUAL	PLAYER	NO.	AFC RANK	NFL RANK	NFL LEADER	NO.
Points	McManus	108	T-8	T-18	Three Players	144
Rushing Yards	Gordon III	386	7	10	Henry (Ten.)	2,027
Passing Yards	Lock	2,933	10	21	Watson (Hou.)	4,623
Passer Rating	Driskel	78.4	39	72	Rodgers (G.B.)	121.5
Receiving Yards	Jeudy	866	15	32	Diggs (Buf.)	1,535
Receptions	Fant	62	T-17	T-44	Diggs (Buf.)	127
Interceptions	Simmons	5	4	T-4	Howard (Mia.)	10
Sacks	Reed	8	T-7	T-21	T.J. Watt (Pit.)	15.0
AFC						
OFFENSE	NO.	RANK	RANK	NFL LEADER	NO.	
Points Per Game	20.2	13	28	Green Bay	31.8	
Total Yards Per Game	335.6	11	23	Kansas City	415.8	
Yards Per Play	5.2	12	T-24	Houston	6.4	
Rushing Yards Per Game	119.9	6	13	Baltimore	191.9	
Net Passing Yds. Per Game	215.7	12	26	Kansas City	303.4	
NFC						
DEFENSE	NO.	RANK	RANK	NFL LEADER	NO.	
Points Per Game	27.9	12	25	L.A. Rams	18.5	
Total Yards Per Game	367.9	T-9	T-20	L.A. Rams	28.9	
Yards Per Play	5.6	8	20	A. Rams	4.6	
Rushing Yards Per Game	130.0	12	25	Tampa Bay	80.6	
Net Passing Yds. Per Game	237.9	7	T-16	L.A. Rams	190.7	

2020 KEY AWARDS

Pro Bowl (2): OLB Bradley Chubb, S Justin Simmons

2020 NFL STANDINGS

AFC EAST

Team	W	L	T	Pct	PF	PA
y-Buffalo	13	3	0	.813	501	375
Miami	10	6	0	.625	404	338
New England	7	9	0	.438	326	353
N.Y. Jets	2	14	0	.125	243	457

AFC NORTH

Team	W	L	T	Pct	PF	PA
y-Pittsburgh	12	4	0	.750	416	312
x-Baltimore	11	5	0	.688	468	303
x-Cleveland	11	5	0	.688	408	419
Cincinnati	4	11	1	.281	311	424

AFC SOUTH

Team	W	L	T	Pct	PF	PA
y-Tennessee	11	5	0	.688	491	439
x-Indianapolis	11	5	0	.688	451	362
Houston	4	12	0	.250	384	464
Jacksonville	1	15	0	.063	306	492

AFC WEST

Team	W	L	T	Pct	PF	PA
yz *-Kansas City	14	2	0	.875	473	362
Las Vegas	8	8	0	.500	434	478
L.A. Chargers	7	9	0	.438	384	426
Denver	5	11	0	.313	323	446

NFC EAST

Team	W	L	T	Pct	PF	PA
y-Washington	7	9	0	.438	335	329
N.Y. Giants	6	10	0	.375	280	357
Dallas	6	10	0	.375	395	473
Philadelphia	4	10	1	.300	320	398

NFC NORTH

Team	W	L	T	Pct	PF	PA
yz *-Green Bay	13	3	0	.813	509	369
x-Chicago	8	8	0	.500	372	370
Minnesota	7	9	0	.438	430	475
Detroit	5	11	0	.313	377	519

NFC SOUTH

Team	W	L	T	Pct	PF	PA
y-New Orleans	12	4	0	.750	482	337
x-Tampa Bay	11	5	0	.688	492	355
Carolina	5	11	0	.313	350	402
Atlanta	4	12	0	.250	396	414

NFC WEST

Team	W	L	T	Pct	PF	PA
y-Seattle	12	4	0	.750	459	371
x-L.A. Rams	10	6	0	.625	372	296
Arizona	8	8	0	.500	410	376
San Francisco	6	10	0	.375	376	390

x - Playoffs; y - Division Title; z - First-round Bye; * - Home-field Advantage

WILD CARD PLAYOFF GAMES

1/9 - at Buffalo 27, Indianapolis 24
 1/9 - L.A. Rams 30, at Seattle 20
 1/9 - Tampa Bay 31, at Washington 23
 1/10 - Baltimore 20, at Tennessee 13
 1/10 - at New Orleans 21, Chicago 9
 1/10 - Cleveland 48, at Pittsburgh 37

DIVISIONAL PLAYOFF GAMES

1/16 - at Green Bay 32, L.A. Rams 18
 1/16 - at Buffalo 17, Baltimore 3
 1/17 - at Kansas City 22, Cleveland 17
 1/17 - Tampa Bay 30, at New Orleans 20

CONFERENCE CHAMPIONSHIPS

1/24 - Tampa Bay 31, at Green Bay 26
 1/24 - at Kansas City 38, Buffalo 24

SUPER BOWL LV (TAMPA BAY)

2/7 - Tampa Bay 31, Kansas City 9

2019 FINAL STATISTICS (7-9)

Head Coach: Vic Fangio AFC West: 2nd Home Stadium: Empower Field at Mile High

Date	W-L	Score	Opponent	Attendance	RUSHING	No.	Yds.	Avg.	Long	TD
Sep 9	L	16-24	at Oakland Raiders	52,359	Lindsay	224	1,011	4.5	40	7
Sep 15	L	14-16	Chicago Bears	76,885	Freeman	132	496	3.8	26	3
Sep 22	L	16-27	at Green Bay Packers	78,078	Lock	18	72	4.0	12	0
Sep 29	L	24-26	Jacksonville Jaguars	76,219	Allen	10	39	3.9	11	0
Oct 6	W	20-13	at Los Angeles Chargers	25,357	Flacco	12	20	1.7	9	0
Oct 13	W	16-0	Tennessee Titans	75,815	Sutton	3	17	5.7	9	0
Oct 17	L	6-30	Kansas City Chiefs	76,748	Booker	2	9	4.5	5	0
Oct 27	L	13-16	at Indianapolis Colts	61,653	Spencer	3	6	2.0	9	0
Nov 3	W	24-19	Cleveland Browns	76,743	Beck	1	3	3.0	3	0
Nov 17	L	23-27	at Minnesota Vikings	66,883	Janovich	1	1	1.0	1t	1
Nov 24	L	3-20	at Buffalo Bills	67,338	Fant	3	-12	-4.0	-2	0
Dec 1	W	23-20	Los Angeles Chargers	74,638	BRONCOS	409	1,662	4.1	40	11
Dec 8	W	38-24	at Houston Texans	71,769	OPPONENTS	426	1,783	4.2	81	9
Dec 15	L	3-23	at Kansas City Chiefs	73,257	RECEIVING	No.	Yds.	Avg.	Long	TD
Dec 22	W	27-17	Detroit Lions	74,115	Sutton	72	1,112	15.4	70t	6
Dec 29	W	16-15	Oakland Raiders	76,334	Freeman	43	256	6.0	19	1

TEAM STATISTICS				Den	Opp
TOTAL FIRST DOWNS				279	305
Rushing				77	96
Passing				162	175
Penalty				40	34
3RD DOWN: MADE/ATT				64/202	79/211
3rd Down Pct.				31.7%	37.4%
4TH DOWN: MADE/ATT				11/16	9/19
4th Down Pct.				68.8%	47.4%
POSSESSION AVG.				29:21	30:39
TOTAL NET YARDS				4,777	5,392
Avg. Per Game				298.6	337.0
Total Plays				954	1,003
AVG. PER PLAY				5.0	5.4
NET YARDS RUSHING				1,662	1,783
Avg. Per Game				103.9	111.4
Total Rushes				409	426
NET YARDS PASSING				3,115	3,609
Avg. Per Game				194.7	225.6
Sacked/Yards Lost				41/286	40/213
Gross Yards				3,401	3,822
Att./Completions				504/312	537/348
Completion Pct.				61.9%	64.8%
Had Intercepted				10	10
PUNTS/AVERAGE				78/44.4	71/46.5
NET PUNTING AVG.				78/39.4	71/41.9
PENALTIES/YARDS				110/912	121/1,104
FUMBLES/BALL LOST				21/6	16/7
TOUCHDOWNS				28	31
Rushing				11	9
Passing				16	19
Returns				1	3

SCORE BY PERIODS				1	2	3	4	OT	PTS
BRONCOS				78	95	52	57	0	282
OPPONENTS				39	86	87	104	0	316

SCORING	TD	Ru	Pa	Ret	PAT	FG	2pt	PTS
McManus	0	0	0	0	25/26	29/34	0	112
Lindsay	7	7	0	0	0/0	0/0	0	42
Sutton	6	0	6	0	0/0	0/0	0	36
Freeman	4	3	1	0	0/0	0/0	0	24
Fant	3	0	3	0	0/0	0/0	0	18
Sanders	2	0	2	0	0/0	0/0	1	14
Beck	1	0	1	0	0/0	0/0	0	6
Fumagalli	1	0	1	0	0/0	0/0	0	6
Hamilton	1	0	1	0	0/0	0/0	0	6
Heuerman	1	0	1	0	0/0	0/0	0	6
Jackson	1	0	0	1	0/0	0/0	0	6
Janovich	1	1	0	0	0/0	0/0	0	6
BRONCOS	28	11	16	1	25/26	29/34	1	282
OPPONENTS	31	9	19	3	26/27	34/39	1	316

2-PT. CONVERSIONS: BRONCOS 1-2, OPPONENTS 1-4

SACKS: Miller 8.0, Wolfe 7.0, S. Harris 6.0, Walker 4.0, Attaochu 3.5, D. Jones 3.5, Reed 2.0, Jewell 1.5, Johnson 1.5, Chubb 1.0, Hollins 1.0, Parks 1.0, **BRONCOS: 40.0, OPPONENTS: 41.0**
FUM/LOST: Flacco 8/3, Spencer 3/1, Lock 3/1, Sutton 2/0, Wadman 1/0, Brown 1/0, Fant 1/1, McGovern 1/0, Simmons 1/0.

PASSING	Att.	Comp.	Yds.	Comp.%	Yds/Att.	TD	TD%	Int	Int%	Long	Sack/Lost	Rating
Flacco	262	171	1,822	65.3	7.0	6	2.3	5	1.9	70t	25/194	85.1
Lock	156	100	1,020	64.1	6.6	7	4.5	3	1.9	48	5/26	89.7
Allen	84	39	515	46.4	6.1	3	3.6	2	2.4	75t	9/59	68.3
Sutton	1	1	38	100.0	38.0	0	0.0	0	0.0	38	0/0	118.8
Beck	1	1	6	100.0	6.0	0	0.0	0	0.0	6	0/0	91.7
Wadman	0	0	0	—	—	0	—	0	—	—	1/7	—
BRONCOS	504	312	3,401	61.9	6.8	16	3.2	10	2.0	75T	41/286	84.1
OPPONENTS	537	346	3,822	64.8	7.1	19	3.5	10	1.9	75	40/213	89.8

RECEIVING	No.	Yds.	Avg.	Long	TD
Sutton	72	1,112	15.4	70t	6
Freeman	43	256	6.0	19	1
Fant	40	562	14.1	75t	3
Lindsay	35	196	5.6	36	0
Sanders	30	367	12.2	53	2
Hamilton	28	297	10.6	28	1
Patrick	16	218	13.6	38	0
Heuerman	14	114	8.1	26	1
Beck	9	90	10.0	29	1
Booker	6	57	9.5	25	0
Fumagalli	6	38	6.3	9	1
Spencer	6	31	5.2	20	0
Janovich	5	42	8.4	22	0
Brown	2	21	10.5	16	0
BRONCOS	312	3,401	10.9	75T	16
OPPONENTS	348	3,822	11.0	75	19

INTERCEPTIONS	No.	Yds.	Avg.	Long	TD
Simmons	4	30	7.5	17	0
Jackson	2	28	14.0	24	0
Harris Jr.	1	11	11.0	11	0
Parks	1	11	11.0	11	0
Jones	1	7	7.0	7	0
Johnson	1	0	0.0	0	0
BRONCOS	10	87	8.7	24	0
OPPONENTS	10	118	11.8	31	0

PUNTING	No.	Yds.	Avg.	Net	TB	In20	Long	B
Wadman	78	3,464	44.4	39.4	4	29	64	0
BRONCOS	78	3,464	44.4	39.4	4	29	64	0
OPPONENTS	71	3,303	46.5	41.9	6	35	75	0

PUNT RETURNS	No.	FC	Yds.	Avg.	Long	TD
Spencer	26	29	208	8.0	42	0
Brown	1	0	0	0.0	0	0
BRONCOS	27	29	208	7.7	42	0
OPPONENTS	32	21	314	9.8	68T	2

KICKOFF RETURNS	No.	Yds.	Avg.	Long	TD
Spencer	15	436	29.1	60	0
Booker	5	112	22.4	32	0
Patrick	1	-14	-14.0	-14	0
BRONCOS	21	534	25.4	60	0
OPPONENTS	17	456	26.8	72	0

FIELD GOALS	1-19	20-29	30-39	40-49	50+
McManus	0/0	6/6	9/9	10/12	4/7
BRONCOS	0/0	6/6	9/9	10/12	4/7
OPPONENTS	0/0	10/10	11/12	8/11	5/6

MCMANUS: (64N, 26G, 26G, 39G) (43G, 32G) (30G) (33G) (40G, 54N, 46G) (31G, 53G, 48G) (45N) (21G, 29G) (43G) (47G, 29G, 41G, 43N) (45G) (31G, 52G, 53G) (36G) (32G) (34G, 26G) (43G, 49G, 51G, 57N)
OPPONENTS: (29G) (40G, 52G, 53G) (42G, 41G, 45N) (25G, 40G, 34G, 33G) (48B, 45G, 32G) ((33G, 20G, 39G) (45N, 55G, 45G, 51G) (39G, 30G, 27G, 30G) ((39G, 23G) (30G, 55N, 46G) (54G) (23G, 24G, 44G) (26G) (39N, 23G, 33G, 28G)

2019 DEFENSIVE STATS

(based on unofficial press box statistics)

	TT	UT	A	S-YDS	I-YDS	PD	FF	FR
1 Davis	134	78	56	0-0	0-0	1	0	0
2 Simmons	93	65	28	0-0	4-30	15	0	0
3 Johnson	93	51	42	1.5-3.5	1-0	3	2	1
4 Jackson	71	48	23	0-0	2-28	10	1	0
5 Harris Jr.	56	44	12	0-0	1-11	6	1	0
6 S. Harris	49	28	21	6-33	0-0	9	1	0
7 Purcell	48	28	20	0-0	0-0	0	0	0
8 Miller	42	13	9	8-32.5	0-0	2	0	0
9 Yiadom	38	28	10	0-0	0-0	4	0	0
10 Wolfe	34	23	11	7-41	0-0	1	1	0
Jewell	34	18	16	1.5-5	0-0	0	0	0
12 D. Harris	32	27	5	0-0	0-0	3	0	0
13 Parks	31	25	6	1-7	1-11	2	0	0
14 Reed	24	15	9	2-11	0-0	1	0	1
15 Walker	22	13	9	4-24	0-0	1	0	0
16 Chubb	21	16	5	0-7	0-0	1	0	0
Hollins	21	12	9	1-7	0-0	2	0	0
18 Dawson Jr.	19	15	4	0-0	0-0	2	0	1
Marshall	19	13	6	0-0	0-0	0	1	1
20 Attaochu	17	12	5	4-20	0-0	0	0	1
21 Gotsis	16	11	5	0-0	0-0	2	0	0
22 D. Jones	14	8	6	4-23	1-7	2	0	0
23 Bausby	12	8	4	0-0	0-0	3	0	0
24 Nelson	9	6	3	0-0	0-0	0	0	0
25 J. Harris	7	4	3	0-0	0-0	0	0	0
26 Sensabaugh	2	1	1	0-0	0-0	0	0	0
27 Gooden	1	1	0	0-0	0-0	0	0	0
Peko	1	0	1	0-0	0-0	0	0	0
Sizer	1	0	1	0-0	0-0	0	0	0
TOTALS	965	628	337	40-213	10-87	70	8	5

2019 GAMES PLAYED

OFFENSE

QB Flacco, Joe	8
QB Lock, Drew	5
QB Allen, Brandon	3
RB Lindsay, Phillip	16
FB Janovich, Andy	3
WR Sutton, Courtland	14
WR Sanders, Emmanuel	7
WR Hamilton, DaeSean	7
WR Patrick, Tim	2
WR Spencer, Diontae	2
WR Brown, Fred	1
TE Fant, Noah	11
TE Heuerman, Jeff	1
TE/FB Beck, Andrew	6
TE Fumagalli, Troy	5
T Bolles, Garrett	16
G/T Wilkinson, Elijah	12
T James, Ja'Wuan	3
T Rodgers, Jake	1
C McGovern, Connor	16
G/C Schlottmann, Austin	1
G Leary, Ron	12

DEFENSE

DE Harris, Shelby	16
DE Wolfe, Derek	12
DE Gotsis, Adam	3
DE Jones, Derontae	1
DE Walker, DeMarcus	1
NT Purcell, Mike	7
OLB Miller, Von	15
OLB Reed, Malik	9
OLB Attiaochu, Jeremiah	5
OLB Chubb, Bradley	4
ILB Davis, Todd	14
ILB Johnson, Alexander	2
ILB Nelson, Corey	2
ILB Simmons, Justin	16
ILB Jackson, Kareem	13
S Parks, Will	7
S Marshall, Trey	7
C Harris Jr., Chris	16
C Yiadom, Isaac	6
C Harris, DeMontae	6
C Dawson Jr., Duke	2
C Bausby, De'Yante	2

2019 COACHES

Vic Fangio - Head Coach; **Ed Donatelli** - Defensive Coordinator; **Tom McMahon** - Special Teams Coordinator; **Rich Scangarello** - Offensive Coordinator; **Zach Azzanni** - Wide Receivers; **Chris Beake** - Def. Quality Control; **Rob Calabrese** - Off. Quality Control; **Chris Gould** - Asst. Special Teams; **Wade Harmon** - Tight Ends; **Reggie Herring** - Linebackers; **Mike Hiestand** - Asst. to Head Coach/Def. Quality Control; **Renaldo Hill** - Defensive Backs; **Tyler Hill** - Asst. Strength and Conditioning; **Bill Kollar** - Defensive Line; **Chris Kuper** - Asst. Offensive Line; **Loren Landow** - Strength and Conditioning; **Anthony Lomando** - Asst. Strength and Conditioning; **T.C. McCartney** - Quarterbacks; **Curtis Modkins** - Running Backs; **Mike Munchak** - Offensive Line; **Justin Rascall** - Off. Quality Control; **Cedric Smith** - Asst. Strength and Conditioning; **Brandon Staley** - Outside Linebackers; **Nathaniel Wittingham** - Def. Quality Control.

2019 LEADERS / RANKINGS

INDIVIDUAL	PLAYER	NO.	AFC RANK	NFL RANK	NFL LEADER	NO.
Points	McManus	112	5	13	Butker (K.C.)	147
Rushing Yards	Lindsay	1,011	10	15	Henry (TEN)	1,540
Passing Yards	Flacco	1,822	15	30	Winston (T.B.)	4,109
Passer Rating	Flacco	85.1	25	25	Tannehill (TEN)	117.5
Receiving Yards	Sutton	1,112	8	19	Thomas (N.O.)	1,725
Receptions	Sutton	72	13	T-30	Thomas (N.O.)	149
Interceptions	Simmons	4	T-9	T-11	Three Players	6
Sacks	Miller	8	T-15	T-33	Barrett (T.B.)	19.5
OFFENSE			AFC RANK	NFL RANK	NFL LEADER	NO.
Points Per Game		17.6	14th	28th	Baltimore	33.2
Total Yards Per Game		298.6	14th	28th	Dallas	431.5
Yards Per Play		5.0	12th	26th	Dallas	6.5
Rushing Yards Per Game		103.9	10th	20th	Baltimore	206.0
Net Passing Yds. Per Game		194.7	13th	28th	Tampa Bay	302.8
DEFENSE			AFC RANK	NFL RANK	NFL LEADER	NO.
Points Per Game		19.8	6th	10th	New England	14.1
Total Yards Per Game		337.0	7th	12th	New England	275.9
Yards Per Play		5.4	7th	14th	New England	4.7
Rushing Yards Per Game		111.4	9th	16th	Tampa Bay	73.8
Net Passing Yds. Per Game		225.6	8th	11th	San Francisco	169.2

2019 KEY AWARDS

Pro Bowl (2): OLB Von Miller, WR Courtland Sutton **AP All-Pro (1):** S Justin Simmons (second team).

2019 NFL STANDINGS

AFC EAST

Team	W	L	T	Pct	PF	PA
yx-New England	12	4	0	0.75	420	225
x-Buffalo	10	6	0	0.625	314	259
N.Y. Jets	7	9	0	0.438	276	359
Miami	5	11	0	0.313	306	494

AFC NORTH

Team	W	L	T	Pct	PF	PA
*zyx-Baltimore	14	2	0	0.875	531	282
Pittsburgh	8	8	0	0.5	289	303
Cleveland	6	10	0	0.375	335	393
Cincinnati	2	14	0	0.125	279	420

AFC SOUTH

Team	W	L	T	Pct	PF	PA
yx-Houston	10	6	0	0.625	378	385
x-Tennessee	9	7	0	0.563	402	331
Indianapolis	7	9	0	0.438	361	373
Jacksonville	6	10	0	0.375	300	397

AFC WEST

Team	W	L	T	Pct	PF	PA
zyx-Kansas City	12	4	0	0.75	451	308
Denver	7	9	0	0.438	282	316
Oakland	7	9	0	0.438	313	419
L.A. Chargers	5	11	0	0.313	337	345

NFC EAST

Team	W	L	T	Pct	PF	PA
yx-Philadelphia	9	7	0	0.563	385	354
Dallas	8	8	0	0.5	344	321
N.Y. Giants	4	12	0	0.25	341	451
Washington	3	13	0	0.188	266	435

NFC NORTH

Team	W	L	T	Pct	PF	PA
zyx-Green Bay	13	3	0	0.813	376	313
x-Minnesota	10	6	0	0.625	407	303
Chicago	8	8	0	0.5	280	298
Detroit	3	12	1	0.188	341	423

NFC SOUTH

Team	W	L	T	Pct	PF	PA
yx-New Orleans	13	3	0	0.813	458	341
Atlanta	7	9	0	0.438	381	399
Tampa Bay	7	9	0	0.438	458	449
Carolina	5	11	0	0.313	340	470

NFC WEST

Team	W	L	T	Pct	PF	PA
*zyx-San Francisco	13	3	0	0.813	479	310
x-Seattle	11	5	0	0.688	405	398
L.A. Rams	9	7	0	0.563	394	364
Arizona	5	10	1	0.313	361	442

x - Playoffs; y - Division Title; z - First-round Bye; * - Home-field Advantage

WILD CARD PLAYOFF GAMES

- 1/4 - at Houston 22, Buffalo 19
- 1/4 - Tennessee 26, at New England 13
- 1/5 - Minnesota 20, at New Orleans 20
- 1/5 - Seattle 17, at Philadelphia 9

DIVISIONAL PLAYOFF GAMES

- 1/11 - at San Francisco 27, Minnesota 10
- 1/11 - Tennessee 28, at Baltimore 12
- 1/12 - at Kansas City 51, Houston 31
- 1/12 - at Green Bay 28, Seattle 23

CONFERENCE CHAMPIONSHIPS

- 1/19 - at Kansas City 35, Tennessee 24
- 1/19 - at San Francisco 37, Green Bay 20

SUPER BOWL LIV (MIAMI)

- 2/2 - Kansas City 31, San Francisco 20

2018 FINAL STATISTICS (6-10)

Head Coach: Vance Joseph AFC West: 3rd Home Stadium: Broncos Stadium at Mile High

Date	W-L	Score	Opponent	Attendance	RUSHING	No.	Yds.	Avg.	Long	TD
Sep 9	W	27-24	Seattle Seahawks	76,761	Lindsay	192	1,037	5.4	65T	9
Sep 16	W	20-19	Oakland Raiders	76,696	Freeman	130	521	4.0	24	5
Sep 23	L	14-27	at Baltimore Ravens	70,156	Booker	34	183	5.4	26	1
Oct 1	L	23-27	Kansas City Chiefs	76,656	Keenum	26	93	3.6	17	2
Oct 7	L	16-34	at New York Jets	77,982	Sanders	4	53	13.3	35T	1
Oct 14	L	20-23	Los Angeles Rams	76,109	Patrick	3	17	5.7	13	0
Oct 18	W	45-10	at Arizona Cardinals	62,359	Janovich	2	5	2.5	3	0
Oct 28	L	23-30	at Kansas City Chiefs	77,103	Kelly	1	-1	-1.0	-1	0
Nov 4	L	17-19	Houston Texans	76,270	Sutton	1	-1	-1.0	-1	0
Nov 18	W	23-22	at Los Angeles Chargers	25,462	BRONCOS	393	1,907	4.9	65T	18
Nov 25	W	24-17	Pittsburgh Steelers	76,536	OPPONENTS	429	1,913	4.5	77T	11
Dec 2	W	24-10	at Cincinnati Bengals	44,392	RECEIVING	No.	Yds.	Avg.	Long	TD
Dec 9	L	14-20	at San Francisco 49ers	69,449	Sanders	71	868	12.2	64T	4
Dec 15	L	16-17	Cleveland Browns	76,596	Sutton	42	704	16.8	42	4
Dec 24	L	14-27	at Oakland Raiders	53,850	Booker	38	275	7.2	30	3
Dec 30	L	9-23	Los Angeles Chargers	75,947	De. Thomas	36	402	11.2	45	0

TEAM STATISTICS	Den	Opp
TOTAL FIRST DOWNS	320	318
Rushing	107	85
Passing	181	197
Penalty	32	36
3RD DOWN: MADE/ATT	69/207	82/211
3rd Down Pct.	33.3%	38.9%
4TH DOWN: MADE/ATT	15/25	6/11
4th Down Pct.	60.0%	54.5%
POSSESSION AVG.	28:58	31:02
TOTAL NET YARDS	5,602	5,842
Avg. Per Game	350.1	365.1
Total Plays	1,015	1,022
AVG. PER PLAY	5.5	5.7
NET YARDS RUSHING	1,907	1,913
Avg. Per Game	119.2	119.6
Total Rushes	393	429
NET YARDS PASSING	3,695	3,929
Avg. Per Game	230.9	245.6
Sacked/Yards Lost	34/235	44/311
Gross Yards	3,930	4,240
Att./Completions	588/367	549/353
Completion Pct.	62.4%	64.3%
Had Intercepted	15	17
PUNTS/AVERAGE	85/44.5	79/45.8
NET PUNTING AVG.	85/38.3	79/41.6
PENALTIES/YARDS	125/985	123/1,006
FUMBLES/BALL LOST	18/6	23/11
TOUCHDOWNS	39	39
Rushing	18	11
Passing	19	26
Returns	2	2

SCORE BY PERIODS	1	2	3	4	OT	PTS
BRONCOS	75	78	86	90	0	329
OPPONENTS	65	136	82	96	0	349

SCORING	TD	Ru	Pa	Ret	PAT	FG	2pt	PTS
McManus	0	0	0	0	35/35	20/25	0	95
Lindsay	10	9	1	0	0/0	0/0	0	60
Freeman	5	5	0	0	0/0	0/0	0	30
Sanders	5	1	4	0	0/0	0/0	0	30
Sutton	4	0	4	0	0/0	0/0	0	24
Thomas	3	0	3	0	0/0	0/0	0	18
Heurman	2	0	2	0	0/0	0/0	0	12
Hamilton	2	0	2	0	0/0	0/0	0	12
Keenum	2	2	0	0	0/0	0/0	0	12
Janovich	1	0	1	0	0/0	0/0	0	6
Booker	1	1	0	0	0/0	0/0	0	6
Patrick	1	0	1	0	0/0	0/0	0	6
Harris	1	0	0	1	0/0	0/0	0	6
Davis	1	0	0	1	0/0	0/0	0	6
LaCosse	1	0	1	0	0/0	0/0	0	6
BRONCOS	39	18	19	2	35/35	20/25	0	329
OPPONENTS	39	11	26	2	35/39	26/31	0	349

2-PT. CONVERSIONS: BRONCOS 0-4, OPPONENTS 0-0

SACKS: Miller 14.5, Chubb 12.0, Barrett 3.0, Gotsis 3.0, Wolfe 1.5, S. Harris 1.5, Kerr 1.5, C. Harris Jr. 1.0, Ray 1.0, Dy. Thomas 1.0, Walker 1.0, Stewart 1.0, TEAM 1.0, Peko Sr. 0.5, Davis 0.5, **BRONCOS: 44.0, OPPONENTS: 34.0**

FUM/LOST: Keenum 11/2, Patrick 2/1, Booker 1/1, Cracraft 1/1, Freeman 1/1, Langley 1/0, Sanders 1/0.

PASSING	Att.	Comp.	Yds.	Comp.%	Yds/Att.	TD	TD%	Int	Int%	Long	Sack/Lost	Rating
Keenum	586	365	3,890	62.3	6.6	18	3.1	15	2.6	64T	34/ 235	81.2
Sanders	1	1	28	100.0	28.0	1	0.0	0	0.0	28	0/0	158.3
Wadman	1	1	12	100.0	12.0	0	0.0	0	0.0	12	0/0	116.7
BRONCOS	588	367	3,930	62.4	6.6	19	3.2	15	2.6	64T	34/ 235	82.1
OPPONENTS	549	353	4,240	64.3	7.7	26	4.7	17	3.1	97T	44/ 311	90.7

RECEIVING	No.	Yds.	Avg.	Long	TD
Sanders	71	868	12.2	64T	4
Sutton	42	704	16.8	42	4
Booker	38	275	7.2	30	3
De. Thomas	36	402	11.2	45	0
Lindsay	35	241	6.9	29T	1
Heurman	31	281	9.1	36	2
Hamilton	30	243	8.1	24	2
LaCosse	24	250	10.4	44	1
Patrick	23	315	13.7	26	1
Freeman	14	72	5.1	9	0
Janovich	8	112	14.0	32	1
Butt	8	85	10.6	22	0
Parker	5	33	6.6	11	0
Cracraft	1	44	44.0	44	0
Holmes	1	5	5.0	5	0
BRONCOS	367	3,930	10.7	64T	19
OPPONENTS	353	4,240	12.0	97T	26

INTERCEPTIONS	No.	Yds.	Avg.	Long	TD
Harris Jr.	3	68	22.7	53T	1
Simmons	3	8	2.7	8	0
Stewart	2	3	1.5	3	0
Miller	1	42	42.0	42	0
Davis	1	20	20.0	20T	1
Park	1	11	11.0	11	0
Yiadom	1	4	4.0	4	0
Wolfe	1	2	2.0	2	0
S. Harris	1	0	0.0	0	0
Roby	1	0	0.0	0	0
A. Jones	1	0	0.0	0	0
Dy. Thomas	1	0	0.0	0	0
BRONCOS	17	158	9.3	53T	2
OPPONENTS	15	258	17.2	104	0

PUNTING	No.	Yds.	Avg.	Net	TB	In20	Long	B
Wadman	65	2,905	44.7	37.9	7	22	65	0
King	20	881	44.1	39.7	1	7	66	0
BRONCOS	85	3,786	44.5	38.3	8	29	66	0
OPPONENTS	73	3,346	45.8	41.6	9	31	69	1

PUNT RETURNS	No.	FC	Yds.	Avg.	Long	TD
Cracraft	12	11	40	3.3	20	0
A. Jones	10	1	25	2.5	10	0
Hamilton	3	5	31	10.3	13	0
Lindsay	3	0	23	7.7	15	0
McKenzie	2	0	13	6.5	11	0
BRONCOS	30	17	132	4.4	20	0
OPPONENTS	35	20	368	10.5	99T	1

KICKOFF RETURNS	No.	Yds.	Avg.	Long	TD
Booker	10	234	23.4	35	0
Lindsay	7	163	23.3	32	0
A. Jones	4	85	21.3	25	0
Langley	4	61	15.3	18	0
Cracraft	3	43	14.3	23	0
LaCosse	1	10	10.0	10	0
Janovich	1	8	8.0	8	0
BRONCOS	30	604	20.1	35	0
OPPONENTS	28	581	20.8	37	0

FIELD GOALS	1-19	20-29	30-39	40-49	50+
McManus	0/0	5/5	6/6	7/7	2/7
BRONCOS	0/0	5/5	6/6	7/7	2/7
OPPONENTS	0/0	6/6	7/8	11/15	2/2

MCMANUS: (51G,53G)(39G,36G)(1)(42G,34G,46G)(30G)(28G,24G) (41G)(55N,36G)(44G,62N,51N)(34G)(41G)(50N,29G)(1)(44G,42G,29G) (58N)(28G)

OPPONENTS: (35G,46N)(26G,46G)(52G,43B,52G)(33G,21G) (30N,49G,30G)(26G,39G,47N,21G)(43G)(24G)(46G,37G) (46G,45G,30G)(48B,41G)(35G)(40G,29G)(40G)



2018 DEFENSIVE STATS

(based on unofficial press box statistics)

	TT	UT	A	S-YDS	I-YDS	PD	FF	FR
1 Davis	114	80	34	0.5-0	1-20	7	0	0
2 Simmons	97	71	26	0-0	3-8	4	0	0
3 Stewart	60	46	14	1-4.5	2-3	3	0	1
Chubb	60	41	19	12-83	0-0	1	2	1
5 Jewell	51	33	18	0-0	0-0	3	0	0
6 Roby	50	45	5	0-0	1-0	12	2	0
7 C. Harris	49	40	9	1-9	3-68	10	0	0
8 Miller	48	29	19	14.5-88	1-42	3	0	0
9 Wolfe	43	31	12	1.5-13.5	1-2	6	0	1
10 Marshall	42	22	20	0-0	0-0	1	0	0
11 S. Harris	39	23	16	1.5-12.5	1-0	4	0	0
Parks	39	23	16	0-0	1-11	4	1	0
13 Gotsis	38	25	13	3-17	0-0	6	2	1
14 Kerr	33	15	18	1.5-7	0-0	1	0	0
15 Peko	31	20	11	0.5-4.5	0-0	2	0	0
16 Barrett	26	20	6	3-38	0-0	1	0	0
17 Brock	23	19	4	0-0	0-0	6	0	0
18 Yadom	17	14	3	0-0	1-4	3	0	0
19 Cravens	16	11	5	0-0	0-0	0	0	0
20 Ray	10	6	4	1-6	0-0	1	1	0
21 A. Jones	9	9	0	0-0	1-0	3	0	0
22 Dy, Thomas	6	4	2	1-6	1-0	1	0	0
Holland	6	1	5	0-0	0-0	0	0	0
24 J. Jones	4	4	0	0-0	0-0	0	0	0
Walker	4	2	2	1-6	0-0	0	0	1
26 Bieria	2	1	1	0-0	0-0	0	0	0
27 Ja. Taylor	1	1	0	0-0	0-0	0	1	0
S. Thomas	1	0	1	0-0	0-0	0	0	0
TOTALS	814	586	228	44-311	17-158	82	13	8

2018 GAMES STARTED

OFFENSE	DEFENSE
QB Keenum, Case	16 DE Wolfe, Derek
RB Lindsay, Phillip	8 DE Gotsis, Adam
RB Freeman, Royce	8 NT Peko Sr., Domata
FB Janovich, Andy	7 WLB Miller, Von
WR Sanders, Emmanuel	12 SLB Chubb, Bradley
WR Sutton, Courtland	8 ILB Davis, Todd
WR Thomas, Demaryius	8 ILB Jewell, Jasey
WR Hamilton, DaeSean	9 ILB Marshall, Brandon
WR Patrick, Tim	4 CB Roby, Bradley
TE Heuerman, Jeff	10 CB Harris Jr., Chris
TE LaCosse, Matt	3 CB Brock, Tramaire
TE Butt, Jake	3 CB Yadom, Isaac
TE Parker, Brian	1 CB Jones, Adam
T Bolles, Garrett	16 S Simmons, Justin
T Veldheer, Jared	12 S Stewart, Arthur
T Wilkinson, Elijah	7 S Parks, Will
C Paradis, Matt	9
G/C McGovern, Connor	15
G Turner, Billy	11
G Garcia, Max	11
G Leary, Ron	6

2018 COACHES

Vance Joseph - Head Coach; **Tom McMahon** - Special Teams Coordinator; **Bill Musgrave** - Offensive Coordinator; **Joe Woods** - Defensive Coordinator; **Zach Azzanni** - Wide Receivers; **Chris Beake** - Assistant Defensive Line; **Geep Chryst** - Tight Ends; **Charles Gordon** - Defensive Quality Control; **Chris Gould** - Assistant Special Teams; **Reggie Herring** - Linebackers; **Tyler Hill** - Assistant Strength and Conditioning; **Billy Kollar** - Defensive Line; **Chris Kraghmer** - Offensive Quality Control; **Klint Kubiak** - Offensive Assistant/DBs; **Sean Kugler** - Offensive Line - Guards/Centers; **Loren Landow** - Strength and Conditioning; **Anthony Lomando** - Assistant Strength and Conditioning; **Curtis Modkins** - Running Backs; **Marcus Robertson** - Defensive Backs; **Cedric Smith** - Assistant Strength and Conditioning; **Chris Strausser** - Offensive Line - Tackles; **Mike Sullivan** - Quarterbacks; **Greg Williams** - Defensive Backs.

2018 LEADERS / RANKINGS

INDIVIDUAL	PLAYER	NO.	AFC RANK	NFL RANK	NFL LEADER	NO.
Points	McManus	95	9	22	Fairbairn (HOU)	150
Rushing Yards	Lindsay	1,037	3	9	Elliott (DAL)	1,434
Passing Yards	Keenum	3,890	8	14	Rothlisberger (PIT)	5,129
Passer Rating	Keenum	81.2	13	29	Brees (NO.)	115.7
Receiving Yards	Sanders	868	12	26	Jones (ATL)	1,677
Receptions	Sanders	71	12	T-28	Thomas (NO.)	125
Interceptions	Two Players	3	T-9	T-18	Three Players	7
Sacks	Miller	14.5	3	T-4	Donals (LAR)	20.0
OFFENSE		NO.	AFC RANK	NFL RANK	NFL LEADER	NO.
Points Per Game		20.6	11th	24th	Kansas City	35.3
Total Yards Per Game		350.1	9th	19th	Kansas City	425.6
Yards Per Play		5.52	8th	18th	Kansas City	6.8
Rushing Yards Per Game		119.2	6th	12th	Seattle	160.0
Net Passing Yds. Per Game		230.9	9th	19th	Tampa Bay	320.3
DEFENSE		NO.	AFC RANK	NFL RANK	NFL LEADER	NO.
Points Per Game		21.8	9th	13th	Chicago	17.7
Total Yards Per Game		365.1	10th	22nd	Baltimore	292.9
Yards Per Play		5.7	10th	19th	Chicago	4.8
Rushing Yards Per Game		119.6	10th	21st	Chicago	80.0
Net Passing Yds. Per Game		245.6	9th	20th	Buffalo	179.2

2018 KEY AWARDS

Pro Bowl (2): CB Chris Harris Jr, LS Casey Kreiter, RB Phillip Lindsay, OLB Von Miller. **AP All-Pro (1):** OLB Von Miller (second team).

2018 NFL STANDINGS

AFC EAST

Team	W	L	T	Pct	PF	PA
yz-New England	11	5	0	0.688	436	325
Miami	7	9	0	0.438	319	433
Buffalo	6	10	0	0.375	269	374
N.Y. Jets	4	12	0	0.25	333	441

AFC NORTH

Team	W	L	T	Pct	PF	PA
y-Baltimore	10	6	0	0.625	389	287
Pittsburgh	9	6	1	0.594	428	360
Cleveland	7	8	1	0.469	359	392
Cincinnati	6	10	0	0.375	368	455

AFC SOUTH

Team	W	L	T	Pct	PF	PA
y-Houston	11	5	0	0.688	402	316
x-Indianapolis	10	6	0	0.325	433	344
Tennessee	9	7	0	0.563	310	303
Jacksonville	5	11	0	0.313	245	316

AFC WEST

Team	W	L	T	Pct	PF	PA
*yz-Kansas City	12	4	0	0.75	565	421
x-L.A. Chargers	12	4	0	0.75	428	329
Denver	6	10	0	0.375	329	349
Oakland	4	12	0	0.25	290	467

NFC EAST

Team	W	L	T	Pct	PF	PA
y-Dallas	10	6	0	0.625	339	324
x-Philadelphia	9	7	0	0.563	367	348
Washington	7	9	0	0.438	281	359
N.Y. Giants	5	11	0	0.313	369	412

NFC NORTH

Team	W	L	T	Pct	PF	PA
y-Chicago	12	4	0	0.75	421	283
Minnesota	8	7	1	0.531	360	341
Green Bay	6	9	1	0.406	376	400
Detroit	6	10	0	0.375	324	360

NFC SOUTH

Team	W	L	T	Pct	PF	PA
*yz-New Orleans	13	3	0	0.813	504	353
Atlanta	7	9	0	0.438	414	423
Carolina	7	9	0	0.438	376	382
Tampa Bay	5	11	0	0.313	396	464

NFC WEST

Team	W	L	T	Pct	PF	PA
yz-Los Angeles Rams	13	3	0	0.813	527	384
x-Seattle	10	6	0	0.625	428	347
San Francisco	4	12	0	0.25	342	435
Arizona	3	13	0	0.188	225	425

x - Playoffs; y - Division Title; z - First-round Bye; * - Home-field Advantage

WILD CARD PLAYOFF GAMES

1/5 - Indianapolis 21, at Houston 7

1/5 - at Dallas 24, Seattle 22

1/6 - L.A. Chargers 23, at Baltimore 17

1/6 - Philadelphia 16, at Chicago 15

DIVISIONAL PLAYOFF GAMES

1/12 - at Kansas City 31, Indianapolis 13

1/12 - at L.A. Rams 30, Dallas 22

1/13 - at New England 41, L.A. Chargers 28

1/13 - at New Orleans 20, Philadelphia 14

CONFERENCE CHAMPIONSHIPS

1/20 - L.A. Rams 26, at New Orleans 23

1/20 - New England 37, at Kansas City 31

SUPER BOWL LIII (ATLANTA)

2/3 - New England 13, L.A. Rams 3

2017 FINAL STATISTICS (5-11)

Head Coach: Vance Joseph AFC West: 4th Home Stadium: Sports Authority Field at Mile High

Date	W-L	Score	Opponent	Attendance	RUSHING	No.	Yds.	Avg.	Long	TD
Sep 11	W	24-21	Los Angeles Chargers	76,324	C. Anderson	245	1,007	4.1	40	3
Sep 17	W	42-17	Dallas Cowboys	76,919	Booker	79	299	3.8	26	1
Sep 24	L	26-16	at Buffalo Bills	68,865	Charles	69	296	4.3	19	1
Oct 1	W	16-10	Oakland Raiders	76,909	Siemian	31	127	4.1	15	1
Oct 15	L	10-23	New York Giants	76,721	Osweller	14	64	4.6	18	1
Oct 22	L	0-21	at Los Angeles Chargers	25,388	Lynch	5	30	6.0	11	0
Oct 30	L	19-29	at Kansas City Chiefs	76,573	D. Henderson	7	13	1.9	5	0
Nov 5	L	23-51	at Philadelphia Eagles	69,596	Janovich	6	12	2.0	4	1
Nov 12	L	16-41	New England Patriots	76,820	McKenzie	1	4	4.0	4	0
Nov 19	L	17-20	Cincinnati Bengals	75,707	BRONCOS	457	1,852	4.1	40	8
Nov 26	L	14-21	at Oakland Raiders	54,994	OPPONENTS	428	1,430	3.3	47	9
Dec 3	L	9-35	at Miami Dolphins	65,092						
Dec 10	W	23-0	New York Jets	75,518	RECEIVING	No.	Yds.	Avg.	Long	TD
Dec 14	W	25-13	at Indianapolis Colts	63,411	Thomas	83	949	11.4	40	5
Dec 24	L	11-27	at Washington Redskins	72,889	Sanders	47	555	11.8	38	2
Dec 31	L	24-27	Kansas City Chiefs	75,928	Booker	30	275	9.2	29	0

TEAM STATISTICS				Den	Opp
TOTAL FIRST DOWNS				297	266
Rushing				92	68
Passing				180	166
Penalty				25	32
3RD DOWN: MADE/ATT				94/241	66/209
3rd Down Pct.				39.0%	31.6%
4TH DOWN: MADE/ATT				7/20	7/21
4th Down Pct.				35.0%	33.3%
POSSESSION AVG.				31:28	28:32
TOTAL NET YARDS				5,185	4,640
Avg. Per Game				324.1	290.0
Total Plays				1,075	952
AVG. PER PLAY				4.8	4.9
NET YARDS RUSHING				1,852	1,430
Avg. Per Game				115.8	89.4
Total Rushes				457	428
NET YARDS PASSING				3,333	3,210
Avg. Per Game				208.3	200.6
Sacked/Yards Lost				52/335	33/175
Gross Yards				3,668	3,385
Att./Completions				566/332	491/294
Completion Pct.				58.7%	59.9%
Had Intercepted				22	10
PUNTS/AVERAGE				76/44.2	88/46.4
NET PUNTING AVG.				76/40.0	88/41.2
PENALTIES/YARDS				113/885	89/821
FUMBLES/BALL LOST				26/12	13/7
TOUCHDOWNS				31	44
Rushing				8	9
Passing				19	29
Returns				4	6

INTERCEPTIONS				No.	Yds.	Avg.	Long	TD
Stewart				3	33	11.0	24	0
Simmons				2	65	32.5	65t	1
C. Harris Jr.				2	36	18.0	23	0
Talib				1	103	103.0	103t	1
Roby				1	0	0.0	0	0
Parks				1	0	0.0	0	0
BRONCOS				10	237	23.7	103t	2
OPPONENT				22	443	20.1	101	2

PUNTING				No.	Yds.	Avg.	Net	TB	In20	Long	B
Dixon				73	3,331	45.6	40.2	3	23	60	2
McManus				1	26	26.0	26.0	0	1	26	0
TOTAL				76	3,357	44.2	40.0	3	24	60	2
OPPONENT				88	4,080	46.4	41.2	5	32	77	1

PUNT RETURNS				No.	FC	Yds.	Avg.	Long	TD
McKenzie				21	7	183	8.7	44	0
Taylor				11	14	103	9.4	24	0
Sharp				5	1	55	11.0	16	0
Sanders				2	0	-2	-1.0	3	0
Fowler III				1	0	6	6.0	6	0
Langley				1	0	6	6.0	6	0
BRONCOS				41	22	351	8.6	44	0
OPPONENT				30	23	258	8.6	65t	1

KICKOFF RETURNS				No.	Yds.	Avg.	Long	TD
Booker				14	276	19.7	28	0
Latimer				8	190	23.8	36	0
Langley				6	183	30.5	61	0
McKenzie				3	50	16.7	21	0
D. Henderson				2	59	29.5	32	0
Janovich				1	10	10.0	10	0
BRONCOS				34	768	22.6	61	0
OPPONENT				22	497	22.6	103t	1

FIELD GOALS				1-19	20-29	30-39	40-49	50+
McManus				0/0	6/8	11/12	4/6	3/6
BRONCOS				0/0	6/8	11/12	4/6	3/6
OPPONENTS				0/0	8/8	5/6	6/8	5/5

MCMANUS: (20G,50N)(49N)(38G,35G,28G)(28G,36G,46G,29N)
 (35N,28G,53B)(1)(27G,34G)(52G,53G,24G)(39G,33G,36G)(61B,45G)(1)
 (31G)(31G,29N,53G,40G)(40N,40G)(31G)(36G)
OPPONENTS: (44B)(56G)(49G,55G,53G,27G)(38G)(25G,51G,49B,40G)
 (1)(25G,32G,43G,51G,42G)(45G)(25G,28G)(1)(35N)(37G)(1)(45G,39G)
 (26G,29G)(20G,30G)

2-PT. CONVERSIONS: BRONCOS 2-4, OPPONENTS 0-0												
FUM/LOST: McKenzie 6/2, Siemian 5/2, Booker 2/1, Charles 2/2, Lynch 2/1, Osweller 2/1, C. Anderson 1/1, Derby 1/1, Fowler 1/0, Latimer 1/0, Paradis 1/0, Taylor 1/0, Thomas 1/1.												
PASSING	Att.	Comp.	Yds.	Comp. %	Yds/Att.	TD	TD %	Int	Int %	Long	Sack/Lost	Rating
Siemian	349	206	2,285	59.0%	6.6	12	3.4%	14	4.0%	44	33/220	73.3
Osweller	172	96	1,088	55.8%	6.3	5	2.9%	5	2.9%	54t	10/64	72.5
Lynch	45	30	295	66.7%	6.6	2	4.4%	3	6.7%	30	9/51	72.0
TOTAL	566	332	3,668	58.7%	6.5	19	3.4%	22	3.9%	54t	52/335	73.0
OPPONENT	491	294	3,385	59.9%	6.9	29	5.9%	10	2.0%	64t	33/175	91.9



2017 DEFENSIVE STATS

(based on unofficial press box statistics)

	TT	UT	A	S-YDS	I-YDS	PD	FF	FR
1 Marshall	106	75	31	3-10	0-0	4	1	1
2 Davis	82	48	34	1-2	0-0	0	0	0
3 Stewart	63	52	11	0-0	3-33	5	0	0
Simmons	63	46	17	1-6	2-65	5	0	0
5 Miller	57	51	6	10-64.5	0-0	3	2	1
6 Parks	47	32	15	0-0	1-0	4	0	0
7 Roby	42	35	7	0-0	17	1	1	1
8 Gotsis	41	28	13	2-4	0-0	4	0	1
9 C. Harris Jr.	40	32	8	0-0	2-36	7	1	0
10 D. Peko Sr.	38	24	14	1-5	0-0	0	0	1
11 Barrett	36	30	6	4-19	0-0	0	2	1
12 S. Harris	34	22	12	5.5-33	0-0	3	0	0
13 Talib	31	23	8	0-0	1-03	7	1	0
Wolfe	31	18	13	2-13	0-0	0	0	0
15 Z. Anderson	20	15	5	0-0	0-0	0	0	1
16 Kerr	19	10	9	0.5-3.5	0-0	1	0	0
17 Ray	16	10	6	1-8	0-0	0	0	0
18 Carter	8	6	2	0-0	0-0	1	0	0
Walker	7	7	0	1-7	0-0	0	0	0
Dy, Thomas	7	3	4	0-0	0-0	0	0	0
21 Kyle Peko	6	4	2	0-0	0-0	0	0	0
Mount	4	4	0	0-0	0-0	0	0	0
23 Rios	4	4	0	0-0	0-0	1	0	0
Nelson	4	2	2	0-0	0-0	0	0	0
25 Langley	2	2	0	0-0	0-0	0	0	0
26 Taylor	1	1	0	0-0	0-0	0	0	0
García-Williams	1	1	0	0-0	0-0	0	0	0
Jarrett	1	0	1	0-0	0-0	0	0	0
Edelbl	1	0	1	0-0	0-0	0	0	0
TOTALS	814	586	228	33-175	10-237	62	8	7

2017 GAMES STARTED

OFFENSE

QB Lynch, Paxton	2
QB Osweiler, Brock	4
QB Siemian, Trevor	10
RB Anderson, C.J.	16
RB Janovich, Andy	4
WR Fowler, Bennie	11
WR Sanders, Emmanuel	11
WR Taylor, Jordan	2
WR Thomas, Demaryius	16
TE Derby, A.J.	1
TE Green, Virgil	1
TE Heuerman, Jeff	6
TE Traylor, Austin	3
C Paradis, Matt	16
T Barbre, Allen	16
T Bolles, Garrett	16
T Kouandjio, Cyrus	1
T Stephenson, Donald	4
T Watson, Menelik	7
G Garcia, Max	16
G Leary, Ron	1
G McGovern, Connor	5

DEFENSE

DE Harris, Shelby	5
DE Kerr, Zach	1
DE Gotsis, Adam	13
DE Wolfe, Derek	11
NT Harris, Shelby	5
NT Peko Sr., Domata	4
SLB Barrett, Shaquil	9
SLB Ray, Shane	7
WLB Miller, Von	16
ILB Anderson, Zaire	2
ILB Davis, Todd	14
ILB Marshall, Brandon	16
CB Harris Jr., Chris	3
CB Roby, Bradley	4
CB Talib, Aqib	15
S Parks, Will	13
S Simmons, Justin	5
S Stewart, Darian	15

2017 COACHES

Vance Joseph (Head Coach), **Mike McCoy** (Offensive Coordinator), **Brock Olivo** (Special Teams Coordinator), **Joe Woods** (Defensive Coordinator), **Eric Studesville** (Asst. Head Coach/Running Backs), **Chris Beake** (Defensive Asst./Defensive Line), **Geep Chryst** (Tight Ends), **Jeff Davidson** (Offensive Line), **Mike Eubanks** (Asst. Strength), **Chris Gould** (Asst. Special Teams), **Reggie Herring** (Linebackers), **Bill Kollar** (Defensive Line), **Klint Kubiak** (Offensive Asst./DBs), **Anthony Lombardo** (Asst. Strength), **Johnnie Lynn** (Asst. Defensive Backs), **Bill Musgrave** (Quarterbacks), **Fred Pagac** (Outside Linebackers), **Luke Richesson** (Strength & Conditioning), **Marcus Robertson** (Defensive Backs), **Cedric Smith** (Asst. Strength), **Chris Strausser** (Asst. Offensive Line), **Tyke Tolbert** (Wide Receivers).

2017 LEADERS / RANKINGS

INDIVIDUAL	PLAYER	NO.	AFC RANK	NFL RANK	NFL LEADER	NO.
Points	McManus	39	9	20	Zuerlein (LAR)	158
Rushing Yards	C. Anderson	1,007	6	9	Hunt (KC)	1,327
Passing Yards	Siemian	2,285	15	27	Brady (NE)	4,577
Passer Rating	Siemian	73.3	14	29	Smith (KC)	104.7
Receiving Yards	Thomas	949	11	20	Brown (PIT)	1,533
Receptions	Thomas	83	T-6	T-11	Landry (MIA)	112
Interceptions	Stewart	3	T-17	T-26	Two players	8
Sacks	Miller	10.0	9	18	Jones (ARI)	17.0

OFFENSE	NO.	AFC RANK	NFL RANK	NFL LEADER	NO.
Points Per Game	18.1	13	27	L.A. Rams	29.9
Total Yards Per Game	24.1	T-6	T-17	New England	394.2
Yards Per Play	4.82	13	28	New Orleans	6.26
Rushing Yards Per Game	115.8	6	12	Jacksonville	141.4
Net Passing Yards Per Game	208.3	8	20	L.A. Chargers	276.9

DEFENSE	NO.	AFC RANK	NFL RANK	NFL LEADER	NO.
Points Per Game	23.9	T-11	T-22	Minnesota	15.8
Total Yards Per Game	260.0	2	3	Minnesota	275.9
Yards Per Play	4.87	2	3	Jacksonville	4.61
Rushing Yards Per Game	89.4	2	5	Philadelphia	79.2
Net Passing Yards Per Game	200.6	3	4	Jacksonville	169.9

2017 KEY AWARDS

Pro Bowl (2): OLB Von Miller, CB Aqib Talib. **AP All-Pro** (1): OLB Von Miller (second team). **Defensive Pro Bowl MVP**: OLB Von Miller.

2017 NFL STANDINGS

AFC EAST

Team	W	L	T	Pct	PF	PA
*yz-New England	13	3	0	.813	458	296
x-Buffalo	9	7	0	.563	302	359
Miami	6	10	0	.375	281	393
N.Y.Jets	5	11	0	.313	298	382

AFC NORTH

Team	W	L	T	Pct	PF	PA
yz-Pittsburgh	13	3	0	.813	406	308
Baltimore	9	7	0	.563	395	303
Cincinnati	7	9	0	.438	290	349
Cleveland	0	16	0	.000	234	410

AFC SOUTH

Team	W	L	T	Pct	PF	PA
y-Jacksonville	10	6	0	.625	417	268
x-Tennessee	9	7	0	.563	334	356
Indianapolis	4	12	0	.250	263	404
Houston	4	12	0	.250	338	436

AFC WEST

Team	W	L	T	Pct	PF	PA
y-Kansas City	10	6	0	.625	415	339
L.A. Chargers	9	7	0	.563	355	272
Oakland	6	10	0	.375	301	373
Denver	5	11	0	.313	289	382

NFC EAST

Team	W	L	T	Pct	PF	PA
*yz-Philadelphia	13	3	0	.813	457	295
Dallas	9	7	0	.563	354	332
Washington	7	9	0	.438	342	388
N.Y. Giants	3	13	0	.188	246	388

NFC NORTH

Team	W	L	T	Pct	PF	PA
yz-Minnesota	13	3	0	.813	382	252
Detroit	9	7	0	.563	410	376
Green Bay	7	9	0	.438	320	384
Chicago Bears	5	11	0	.313	264	320

NFC SOUTH

Team	W	L	T	Pct	PF	PA
y-New Orleans	11	5	0	.688	448	326
x-Carolina	11	5	0	.688	363	327
x-Atlanta	10	6	0	.625	363	315
Tampa Bay	5	11	0	.313	335	382

NFC WEST

Team	W	L	T	Pct	PF	PA
y-L.A. Rams	11	5	0	.688	478	329
Seattle	9	7	0	.563	366	332
Arizona	8	8	0	.500	295	361
San Francisco	6	10	0	.375	331	383

x - Playoffs; y - Division Title; z - First-round Bye; * - Home-field Advantage

WILD CARD PLAYOFF GAMES

1/6 - Tennessee 22, t Kansas City 21
 1/6 - Atlanta 26, at L.A. Rams 13
 1/7 - at Jacksonville 10, Buffalo 3
 1/7 - at New Orleans 31, Carolina 26

DIVISIONAL PLAYOFF GAMES

1/13 - at Philadelphia 15, Atlanta 10
 1/13 - at New England 35, Tennessee 14
 1/14 - Jacksonville 45, at Pittsburgh 42
 1/14 - at Minnesota 29, New Orleans 24

CONFERENCE CHAMPIONSHIPS

1/21 - at New England 24, Jacksonville 20
 1/22 - at Philadelphia 38, Minnesota 7

SUPER BOWL LII (MINNEAPOLIS)

2/4 - Philadelphia 41, New England 33

2016 FINAL STATISTICS (9-7)

Head Coach: Gary Kubiak AFC West: 3rd Home Stadium: Sports Authority Field at Mile High

Date	W-L	Score	Opponent	Attendance	RUSHING	No.	Yds.	Avg.	Long	TD
Sep 8	W	21-20	Carolina	76,843	Booker	174	612	3.5	18	4
Sep 18	W	34-20	Indianapolis	76,379	Anderson	110	437	4.0	28	4
Sep 25	W	29-17	at Cincinnati	63,850	Forsett	43	155	3.6	64	1
Oct 2	W	27-7	at Tampa Bay	60,735	Bibbs	29	129	4.5	24	0
Oct 9	L	16-23	Atlanta	76,802	Siemian	28	57	2.0	14	0
Oct 13	L	13-21	at San Diego	58,904	Janovich	4	33	8.3	28t	1
Oct 24	W	27-9	Houston	76,865	Thompson	8	26	3.3	14	1
Oct 30	W	27-19	San Diego	76,756	Lynch	11	25	2.3	10	0
Nov 6	L	20-30	at Oakland	54,957	McManus	1	6	6.0	6	0
Nov 13	W	25-23	at New Orleans	73,138	Sanders	1	4	4.0	4	0
Nov 27	L	27-30	Kansas City (OT)	76,819	Norwood	1	0	0.0	0	0
Dec 4	W	20-10	at Jacksonville	63,075	BRONCOS	410	1,484	3.6	64	11
Dec 11	L	10-13	at Tennessee	68,780	OPPONENTS	482	2,085	4.3	70T	15
Dec 18	L	3-16	New England	76,893						
Dec 25	L	10-33	at Kansas City	76,671						
Jan 1	W	24-6	Oakland	76,836						

TEAM STATISTICS	Den	Opp
TOTAL FIRST DOWNS	272	295
Rushing	71	99
Passing	173	162
Penalty	28	34
3RD DOWN: MADE/ATT	70/204	84/225
3rd Down Pct.	34.3%	37.3%
4TH DOWN: MADE/ATT	8/14	6/15
4th Down Pct.	57.1%	40%
POSSESSION AVG.	28:10	31:50
TOTAL NET YARDS	4,820	4,836
Avg. Per Game	321.3	322.4
Total Plays	953	1,026
AVG. PER PLAY	5.1	4.7
NET YARDS RUSHING	1,341	2,028
Avg. Per Game	89.4	135.2
Total Rushes	370	466
NET YARDS PASSING	3,479	2,808
Avg. Per Game	40/229	187.2
Sacked/Yards Lost	40/229	40/221
Gross Yards	3,708	3,029
Att./Completions	543/322	520/266
Completion Pct.	59.3%	55%
Had Intercepted	10	13
PUNTS/AVERAGE	84/45.8	81/48.1
NET PUNTING AVG.	84/41.3	81/42.4
PENALTIES/YARDS	114/942	97/865
FUMBLES/BALL LOST	23/14	20/11
TOUCHDOWNS	32	29
Rushing	10	15
Passing	18	12
Returns	4	2

SCORE BY PERIODS	1	2	3	4	OT	PTS
BRONCOS	31	96	34	143	3	309
OPPONENTS	94	65	56	70	0	291

SCORING	TD	Ru	Pa	Ret	PAT	FG	2pt	PTS
McManus	0	0	0	0	32/33	29/34	0	119
Thomas	5	0	5	0	0/0	0/0	1	32
Sanders	5	0	5	0	0/0	0/0	0	30
Booker	5	4	1	0	0/0	0/0	0	30
C. Anderson	5	4	1	0	0/0	0/0	0	30
Fowler	2	0	2	0	0/0	0/0	0	12
Roby	2	0	0	2	0/0	0/0	0	12
JTaylor	2	0	2	0	0/0	0/0	0	12
Ray	1	0	0	1	0/0	0/0	0	6
Janovich	1	1	0	0	0/0	0/0	0	6
Green	1	0	1	0	0/0	0/0	0	6
Thompson	1	1	0	0	0/0	0/0	0	6
Bibbs	1	0	1	0	0/0	0/0	0	6
Talib	1	0	0	1	0/0	0/0	0	6
Forsett	1	1	0	0	0/0	0/0	0	6
Norwood	1	0	1	0	0/0	0/0	0	6
Phillips	1	0	1	0	0/0	0/0	0	6
Parks	0	0	0	0	0/0	0/0	1	2
BRONCOS	35	11	20	4	32/33	29/34	0	333
OPPONENTS	30	15	13	2	24/27	29/33	1	297

2-PT. CONVERSIONS: BRONCOS 1-2, OPPONENTS 1-3
DEFENSIVE CONVERSIONS: BRONCOS 1, OPPONENTS 0

SACKS: Miller 13.5, Ray 8.0, Wolfe 5.5, Ware 4.0, Crick 3.0, Barrett 1.5, Simmons 1.0, Ward 1.0, Watson 1.0, Williams 1.0, Roby 1.0, Davis 0.5
BRONCOS: 42.0, OPPONENTS: 40.0
FUM/Lost: Norwood 5/3, Booker 4/3, Siemian 4/2, Lynch 2/0, Raymond 2/1, Forsett 2/1, Thomas 2/2, Sanders 1/0, Taylor 1/1, Derby 1/1

RECEIVING	No.	Yds.	Avg.	Long	TD
Thomas	90	1,083	12.0	55t	5
Sanders	79	1,032	13.1	64	5
Booker	31	265	8.5	43t	1
Green	22	237	10.8	31	1
Norwood	21	232	11.0	36t	1
Taylor	16	209	13.1	35	2
Derby	16	160	10.0	17	0
Anderson	16	128	8.0	25t	1
Fowler	11	145	13.2	76t	2
Heurman	9	141	15.7	31	0
Latimer	8	76	9.5	16	0
Forsett	7	34	4.9	11	0
Janovich	5	44	8.8	13	0
Phillips	5	40	8.0	16	1
Bibbs	2	75	37.5	69t	1
Krieger-Coble	1	13	13.0	13	0
TOTAL	339	3,914	11.5	76T	20
OPPONENT	306	3,200	10.5	80T	13

INTERCEPTIONS	No.	Yds.	Avg.	Long	TD
Talib	3	86	28.7	46t	1
Stewart	3	36	12.0	25	0
Roby	2	102	51.0	51t	2
Simmons	2	83	41.5	45	0
Harris, Jr.	2	36	18.0	36	0
Ward	1	23	23.0	23	0
Parks	1	1	1.0	1	0
BRONCOS	14	367	26.2	51T	3
OPPONENT	11	158	14.4	46	1

PUNTING	No.	Yds.	Avg.	Net	TB	In20	Long	B
Dixon	89	4,068	45.7	41.3	6	28	68	0
TOTAL	89	4,068	45.7	41.3	6	28	68	0
OPPONENT	89	4,352	48.9	42.7	12	42	76	0

PUNT RETURNS	No.	FC	Yds.	Avg.	Long	TD
Norwood	25	15	204	8.2	17	0
Raymond	11	9	111	10.1	25	0
Talib	1	0	1	1	1	0
Keo	0	1	0	—	—	0
Taylor	0	1	0	—	—	0
BRONCOS	37	26	316	8.5	25	0
OPPONENT	40	25	271	6.8	17	0

KICKOFF RETURNS	No.	Yds.	Avg.	Long	TD
Latimer	8	200	25	46	0
Raymond	6	137	22.8	40	0
Bibbs	4	79	19.8	26	0
Norwood	3	65	21.7	27	0
BRONCOS	21	481	22.9	46	0
OPPONENT	26	526	20.2	86T	1

FIELD GOALS	1-19	20-29	30-39	40-49	50+
McManus	0/0	9/9	10/10	7/9	3/6
BRONCOS	0/0	9/9	10/10	7/9	3/6
OPPONENTS	0/0	7/7	11/12	9/11	2/3

MCMANUS: (), (54N, 23G, 43G, 33G, 35G), (20G), (38G, 24G), (35G, 46G, 45G), (29G, 56N, 46G), (22G, 32G), (28G, 22G), (55G, 44G), (50G, 42N, 28G, 37G), (33G, 44G, 62N), (32G, 41G), (34G), (33G), (52G), (22G, 48N)
OPPONENTS: (44G, 36G, 50N), (48G, 52G), (34G), (), (46G, 33G, 25G), (37G, 21G, 31G, 32G), (43G, 43G, 29G), (45N), (24G, 29G, 48N, 35G), (30G), (37G, 34G), (47G), (53G, 41G), (45G, 40G, 21G), (39N, 27G, 39G), ()

PASSING	Att.	Comp.	Yds.	Comp. %	Yds/Att.	TD	TD %	Int	Int %	Long	Sack/Lost	Rating
Siemian	486	289	3401	59.5%	7.0	18	3.7%	10	2.1%	76t	31/187	84.6
Lynch	83	49	497	59.0%	6.0	2	2.4%	1	1.2%	31	9/42	79.2
Dixon	1	1	16	100.0%	16.0	0	0.0%	0	0.0%	16	0/0	118.8
TOTAL	570	339	3,914	59.5%	6.9	20	3.5%	11	1.9%	76t	40/229	83.9
OPPONENT	552	306	3,200	55.4%	5.8	13	2.4%	14	2.5%	80t	42/228	69.7

2016 DEFENSIVE STATS

(based on unofficial press box statistics)

	UT	TT	A	S-YDS	I-YDS	PD	FF	FR
1 Davis	97	64	33	0.5-2.5	0-0	3	1	1
2 Ward	87	69	18	1-8	1-23	8	3	2
3 Miller	78	62	16	13.5-65	0-0	3	3	0
4 Stewart	68	55	13	0-0	3-36	6	1	1
5 Harris Jr.	63	57	6	0-0	2-36	11	1	1
6 Nelson	61	40	21	0-0	0-0	5	1	0
7 Crick	53	32	21	3-1-9	0-0	0	2	0
8 Marshall	52	39	13	0-0	0-0	3	0	0
9 Wolfe	51	38	13	5.5-32	0-0	4	0	0
10 Ray	48	33	15	8-43.5	0-0	0	1	2
11 Talib	43	32	11	0-0	3-86	12	0	0
12 Roby	39	34	5	1-0	2-102	8	1	0
13 Barrett	31	20	11	1.5-14.5	0-0	2	1	0
14 Williams	29	20	9	1-7	0-0	1	0	0
15 Simmons	24	20	4	1-9	2-83	4	0	0
16 Winn	19	8	11	0-0	0-0	0	0	1
17 Parks	17	12	5	0-0	1-1	3	0	0
18 Ware	15	9	6	4-22	0-0	1	0	0
19 Gotsis	14	5	9	0-0	0-0	1	0	1
20 Z. Anderson	7	4	3	0-0	0-0	0	0	0
21 Watson	6	5	1	1-7	0-0	0	1	0
22 Klige	4	4	0	0-0	0-0	0	0	0
23 Doss	4	4	0	0-0	0-0	2	0	0
Webster	4	3	1	0-0	0-0	1	0	0
25 Peko	2	2	0	0-0	0-0	0	0	0
26 Keo	1	1	0	0-0	0-0	0	0	0
27 Nixon	0	1	0	0-0	0-0	0	0	0
28 TEAM	0	1	0	1-0	0-0	0	0	0
TOTALS	919	671	248	42-228	14-357	94	15	10

2016 GAMES STARTED

OFFENSE		DEFENSE	
QB Siemian, Trevor	14	DE Crick, Jared	15
QB Lynch, Paxton	2	DE Wolfe, Derek	14
RB Anderson, C.J.	7	DE Winn, Billy	12
RB Booker, Devontae	6	NT Williams, Sylvester	16
RB Forsett, Justin	3	SLB Miller, Von	16
FB Janovich, Andy	5	WLB Ray, Shane	8
FB Thompson, Juwan	1	WLB Ware, DeMarcus	8
WR Latimer, Cody	1	ILB Anderson, Zaire	1
WR Norwood, Jordan	6	ILB Davis, Todd	15
WR Sanders, Emmanuel	15	ILB Marshall, Brandon	10
WR Thomas, Demaryius	16	ILB Nelson, Corey	6
TE Derby, A.J.	3	CB Harris Jr., Chris	15
TE Green, Virgil	11	CB Roby, Bradley	4
TE Heuerman, Jeff	2	CB Talib, Aqib	13
TE Phillips, John	3	S Simmons, Justin	3
C Paradis, Matt	16	S Stewart, Darian	16
T Okung, Russell	16	S Ward, T.J.	14
T Sambirallo, Ty	3		
T Stephenson, Donald	3		
G Garcia, Max	16		
G Schofield, Michael	16		

2016 COACHES

Gary Kubiak (Head Coach), **Joe DeCamillis** (Special Teams Coordinator), **Rick Dennison** (Offensive Coordinator), **Wade Phillips** (Defensive Coordinator), **Clancy Barone** (Offensive Line), **Chris Beake** (Defensive Asst.), **Samson Brown** (Asst. Secondary), **Tony Coaxum** (Asst. Special Teams), **Chris Cregg** (Asst. Offensive Line), **Mike Eubanks** (Asst. Strength), **Reggie Herring** (Linebackers), **Greg Knapp** (Quarterbacks/Passing Game Coord.), **Bill Kollar** (Defensive Line), **Klint Kubiak** (Offensive Asst./DBs), **Anthony Lomando** (Asst. Strength), **Dennis Love** (Asst. Strength), **Marc Lubick** (Asst. Wide Receivers), **Fred Pagac** (Outside Linebackers), **Brian Pariani** (Tight Ends), **Luke Richesson** (Strength & Conditioning), **Eric Studesville** (Running Backs), **Tyke Tolbert** (Wide Receivers), **Joe Woods** (Defensive Backs).

2016 LEADERS / RANKINGS

INDIVIDUAL	PLAYER	NO.	AFC RANK	NFL RANK	NFL LEADER	NO.
Points	McManus	119	8	18	Bryant (ATL)	158
Rushing Yards	Booker	612	16	26	Elliott (DAL)	1,631
Passing Yards	Siemian	3,401	11	24	Brees (NO)	4,858
Passer Rating	Siemian	84.6	12	23	Ryan (ATL)	117.1
Receiving Yards	Thomas	1,083	7	14	Hilton (IND)	1,448
Receptions	Thomas	90	5	12	Brown (PIT)	107
Interceptions	Two Players	3	T-11	T-21	Hayward (SD)	7
Sacks	Miller	13.5	1	2	Beasley (ATL)	15.5
OFFENSE		NO.	AFC RANK	NFL RANK	NFL LEADER	NO.
Points Per Game		20.8	11	22	Atlanta	33.8
Total Yards Per Game		323.1	14	26	New Orleans	426.0
Yards Per Play		5.07	14	26	Atlanta	6.69
Rushing Yards Per Game		92.8	15	27	Buffalo	164.4
Net Passing Yards Per Game		230.3	10	21	New Orleans	317.1
DEFENSE		NO.	AFC RANK	NFL RANK	NFL LEADER	NO.
Points Per Game		18.6	2	4	New England	15.6
Total Yards Per Game		316.1	2	4	Houston	301.3
Yards Per Play		4.70	1	1	Denver	4.70
Rushing Yards Per Game		130.3	13	28	Dallas	83.5
Net Passing Yards Per Game		185.8	1	1	Denver	185.8

2016 KEY AWARDS

Pro Bowl (6): CB Chris Harris Jr., OLB Von Miller, WR Emmanuel Sanders, S Darian Stewart, CB Aqib Talib, WR Demaryius Thomas. **AP All-Pro (3):** CB Chris Harris Jr. (first team), OLB Von Miller (first team), Aqib Talib (first team).

2016 NFL STANDINGS

AFC EAST

Team	W	L	T	Pct	PF	PA
*y-New England	14	2	0	.875	441	250
x-Miami	10	6	0	.625	363	380
Buffalo	7	9	0	.438	399	378
New York Jets	5	11	0	.313	275	409

AFC NORTH

Team	W	L	T	Pct	PF	PA
y-Pittsburgh	11	5	0	.688	399	327
Baltimore	8	8	0	.500	343	321
Cincinnati	6	9	1	.406	325	315
Cleveland	1	15	0	.063	264	452

AFC SOUTH

Team	W	L	T	Pct	PF	PA
y-Houston	9	7	0	.563	279	328
Tennessee	9	7	0	.563	381	378
Indianapolis	8	8	0	.500	411	392
Jacksonville	3	13	0	.188	318	400

AFC WEST

Team	W	L	T	Pct	PF	PA
y-Kansas City	12	4	0	.750	389	311
x-Oakland	12	4	0	.750	416	385
Denver	9	7	0	.563	333	297
San Diego	5	11	0	.313	410	423

NFC EAST

Team	W	L	T	Pct	PF	PA
*y-Dallas	13	3	0	.813	421	306
New York Giants	11	5	0	.688	310	284
Washington	7	7	1	.531	396	383
Philadelphia	6	9	0	.438	367	331

NFC NORTH

Team	W	L	T	Pct	PF	PA
y-Green Bay	10	6	0	.625	432	388
x-Detroit	9	7	0	.563	346	358
Minnesota	8	8	0	.500	327	307
Chicago	3	13	0	.188	279	399

NFC SOUTH

Team	W	L	T	Pct	PF	PA
y-Atlanta	11	5	0	.688	540	406
Tampa Bay	9	7	0	.563	354	369
New Orleans	7	9	0	.438	469	454
Carolina	6	10	0	.375	369	402

NFC WEST

Team	W	L	T	Pct	PF	PA
y-Seattle	10	5	1	.656	354	291
Arizona	7	8	1	.469	418	362
Los Angeles Rams	4	12	0	.250	224	394
San Francisco	2	14	0	.125	309	480

x - Playoffs; y - Division Title; z - First-round Bye; * - Home-field Advantage

WILD CARD PLAYOFF GAMES

1/7 - at Houston 27, Oakland 14
1/7 - at Seattle 26, Detroit 6
1/8 - at Pittsburgh 30, Miami 12
1/8 - at Green Bay 38, New York Giants 13

DIVISIONAL PLAYOFF GAMES

1/14 - at Atlanta 36, Seattle 20
1/14 - at New England 34, Houston 16
1/15 - Green Bay 34, at Dallas 31
1/15 - Pittsburgh 18, at Kansas City 16

CONFERENCE CHAMPIONSHIPS

1/22 - at Atlanta 44, Green Bay 21
1/22 - at New England 36, Pittsburgh 17

SUPER BOWL LI (Houston)

2/5 - New England 34, Atlanta 28

2015 FINAL STATISTICS (12-4)

Head Coach: Gary Kubiak AFC West: 1st Home Stadium: Sports Authority Field at Mile High

Date	W-L	Score	Opponent	Attendance
Sept 13	W	19-13	Baltimore	76,798
Sept 17	W	31-24	at Kansas City	76,404
Sept 27	W	24-12	at Detroit	62,920
Oct 4	W	23-20	Minnesota	77,029
Oct 11	W	16-10	at Oakland	54,500
Oct 18	W	26-23	at Cleveland (OT)	67,431
Nov 1	W	29-10	Green Bay	77,075
Nov 8	L	24-27	at Indianapolis	66,894
Nov 15	L	13-29	Kansas City	76,973
Nov 22	W	17-15	at Chicago	62,483
Nov 29	W	30-24	New England (OT)	76,970
Dec 6	W	17-3	at San Diego	68,631
Dec 13	L	12-15	Oakland	76,824
Dec 20	L	27-34	at Pittsburgh	67,234
Dec 28	W	20-17	Cincinnati (OT)	76,868
Jan 3	W	27-20	San Diego	76,844

TEAM STATISTICS	Den	Opp
TOTAL FIRST DOWNS	314	289
Rushing	85	81
Passing	201	162
Penalty	28	46
3RD DOWN: MADE/ATT	79/224	80/227
3rd Down Pct.	35.3%	35.2%
4TH DOWN: MADE/ATT	7/14	5/14
4th Down Pct.	50.0%	35.7%
POSSESSION AVG.	29:57	30:03
TOTAL NET YARDS	5688	4530
Avg. Per Game	355.5	283.1
Total Plays	1056	1033
Avg. Per Play	5.4	4.4
NET YARDS RUSHING	1718	1337
Avg. Per Game	107.4	83.6
Total Rushes	411	408
NET YARDS PASSING	3970	3193
Avg. Per Game	248.1	199.6
Sacked/Yards Lost	39/246	52/351
Gross Yards	4216	3544
Attempts/Completions	606/368	573/344
Completion Pct.	60.7%	60.0%
Had Intercepted	23	14
PUNTS/AVERAGE	85/43.6	92/46.5
NET PUNTING AVG.	39.5	42.1
PENALTIES/YARDS	115/1063	104/773
FUMBLES/BALL LOST	16/8	27/13
TOUCHDOWNS	38	32
Rushing	13	10
Passing	19	19
Returns	6	3

SCORE BY PERIODS	1	2	3	4	OT	PTS
BRONCOS	67	103	57	116	12	355
OPPONENTS	41	98	58	99	0	296

SCORING	TD	Ru	Pa	Ret	PAT	FG	S	PTS
McManus	0	0	0	0	35/36	30/35	0	125
Hillman	7	7	0	0	0/0	0/0	0	42
Sanders	7	0	6	0	0/0	0/0	0	36
Thomas	6	0	6	0	0/0	0/0	0	36
Anderson	5	5	0	0	0/0	0/0	0	30
Daniels	3	0	3	0	0/0	0/0	0	18
Talib	2	0	0	2	0/0	0/0	0	12
Caldwell	2	0	2	0	0/0	0/0	0	12
Trevathan	1	0	0	1	0/0	0/0	0	6
Osweller	1	1	0	0	0/0	0/0	0	6
Green	1	0	1	0	0/0	0/0	0	6
Harris Jr.	1	0	0	1	0/0	0/0	0	6
Bolden	1	0	0	1	0/0	0/0	0	6
Latimer	1	0	1	0	0/0	0/0	0	6
Roby	1	0	0	1	0/0	0/0	0	6
Jackson	0	0	0	0	0/0	0/0	1	2
BRONCOS	38	13	19	6	35/36	30/35	0	355
OPPONENTS	32	10	19	3	27/28	25/32	0	296

2-PT. CONVERSIONS: BRONCOS 0-1, OPPONENTS 0-4

SACKS: Miller 11.0, Ware 7.5, Barrett 5.5, Wolfe 5.5, Jackson 5.0, Ray 4.0, Williams 3.0, Smith 2.5, Ward 2.0, Walker 2.0, Marshall 1.5, Bruton 1.0, Nelson 1.0, McCray 0.5 **BRONCOS: 52.0, OPPONENTS: 39.0**

FUM/Lost: Osweller 4/1, Hillman 3/1, Anderson 2/2, Sanders 2/2, Thomas 2/2, Bolden 1/0, Norwood 1/0, Manning 1/0

PASSING	Att.	Comp.	Yds.	Comp.%	Yds/Att.
Manning	331	198	2249	59.8%	6.8
Osweller	275	170	1967	61.8%	7.2
BRONCOS	606	368	4216	60.7%	7.0
OPPONENTS	573	344	3544	60.0%	6.2

RUSHING	No.	Yds.	Avg.	Long	TD
Hillman	207	863	4.2	72t	7
Anderson	152	720	4.7	48t	5
Osweller	21	61	2.9	8	1
Thompson	18	48	2.7	12	0
Sanders	3	29	9.7	24	0
Caldwell	1	3	3.0	3	0
Latimer	2	1	0.5	5	0
Sieman	1	-1	-1.0	-1	0
Manning	6	-6	-1.0	-1	0
BRONCOS	411	1718	4.2	72t	13
OPPONENTS	408	1337	3.3	48t	10

RECEIVING	No.	Yds.	Avg.	Long	TD
Thomas	105	1304	12.4	72t	6
Sanders	76	1135	14.9	75t	6
Daniels	46	517	11.2	37	3
Anderson	25	183	7.3	27	0
Hillman	24	111	4.6	14	0
Norwood	22	207	9.4	34	0
Davis	20	201	10.1	23	0
Fowler	16	203	12.7	41	0
Green	12	173	14.4	32	1
Caldwell	10	72	7.2	24	2
Latimer	6	59	9.8	15	1
Thompson	6	51	8.5	16	0
BRONCOS	368	4216	11.5	75t	19
OPPONENTS	344	3544	10.3	80t	19

INTERCEPTIONS	No.	Yds.	Avg.	Long	TD
Talib	3	123	41.0	63t	2
Harris	2	94	47.0	74t	1
Trevathan	2	39	19.5	25t	1
Bruton	2	11	5.5	12	0
Keo	1	22	22.0	22	0
Roby	1	19	19.0	19	0
Bush	1	13	13.0	13	0
Stewart	1	0	0.0	0	0
Marshall	1	0	0.0	0	0
BRONCOS	14	321	22.9	74t	4
OPPONENTS	23	279	12.1	55t	3

PUNTING	No.	Yds.	Avg.	Net	TB	In20	Long	B
Colquitt	84	3663	43.6	39.7	4	22	62	0
McManus	1	41	41.0	21.0	1	0	41	0
BRONCOS	85	3704	43.6	39.5	5	22	62	0
OPPONENTS	92	4278	46.5	42.1	6	38	66	0

PUNT RETURNS	No.	FC	Yds.	Avg.	Long	TD
Sanders	17	20	103	6.1	14	0
Norwood	6	2	51	8.5	14	0
Bolden	5	3	123	24.6	83t	1
Keo	1	1	6	6.0	6	0
BRONCOS	29	26	283	9.8	83t	1
OPPONENTS	36	16	247	6.9	28	0

KICKOFF RETURNS	No.	Yds.	Avg.	Long	TD
Bolden	15	342	22.8	41	0
Caldwell	7	162	23.1	29	0
Norwood	2	29	14.5	15	0
Bibbs	1	15	15.0	15	0
Sanders	1	13	13.0	13	0
Thompson	1	0	0.0	0	0
Latimer	0	27	0	27	0
BRONCOS	27	588	21.8	41	0
OPPONENTS	25	508	20.3	32	0

FIELD GOALS	1-19	20-29	30-39	40-49	50+
McManus	0/0	12/12	8/8	5/8	5/7
BRONCOS	0/0	12/12	8/8	5/8	5/7
OPPONENTS	0/0	2/2	7/9	8/13	8/8

MCMANUS: (57G,56G,43G,33G)(54G)(48G)(33G,47G,39G)(52G,20G,52G)(29G,51N,25G,39G,34G)(50G,24G)(29G)(1)(24G)(47N,21G)(23G,52N)(41G,35G,29G,20G,49N)(1)(23G,45N,37G)(48G,35G)

OPPONENTS: (52G,44G)(35G)(1)(38N,38G,33G)(38N,40N,50G)(26G)(56G)(43G,55G)(48G,49G,34G,33G,50G,48N)(46G,37G,37G)(47G)(48N,51G)(43N)(24G,41G)(45N,52G)(50G,42G)



2015 DEFENSIVE STATS

(based on unofficial press box statistics)

	TT	UT	A	S-YDS	I-YDS	PD	FF	FR
1 Trevathan	110	74	36	0-0	2-39	6	0	0
2 Marshall	101	76	25	1.5-10.5	1-0	4	2	0
3 Ward	61	50	11	2-18	0-0	6	2	0
4 Stewart	59	46	13	0-0	1-0	10	1	2
5 Harris Jr.	58	49	9	0-0	2-94	6	2	0
6 Wolfe	49	35	14	5.5-38.5	0-0	0	1	0
7 Talib	45	39	6	3-23	13	0	0	0
8 Jackson	45	34	11	5-32	0-0	7	0	2
9 Bruton Jr.	43	31	12	1-3	2-11	7	2	0
10 Barrett	41	28	13	5.5-39	0-0	4	3	1
11 Roby	40	34	6	0-0	1-19	10	1	1
12 Miller	35	30	5	11-78	0-0	1	4	3
13 Walker	33	23	10	2-16	0-0	0	0	0
14 Ware	25	17	8	7.5-37.5	0-0	0	1	1
15 Williams	24	17	7	3-10	0-0	0	0	0
16 Ray	20	15	5	4-28	0-0	1	0	0
17 Davis	14	11	3	0-0	0-0	0	0	0
18 Bush	13	13	0	0-0	1-13	1	1	0
19 McCray	13	7	6	0.5-2.5	0-0	0	0	0
20 Nelson	10	9	1	1-1	0-0	0	0	0
21 Smith	9	7	2	0-0	0-0	2	0	0
22 Kilgo	6	5	1	2-7	0-0	1	0	0
23 Keo	3	3	0	0-0	1-22	1	0	0
24 Webster	2	2	0	0-0	0-0	2	0	0
25 TEAM	2	2	0	0-0	0-0	0	0	0
26 Bolden	2	1	1	0-0	0-0	0	0	0
27 Anunike	2	0	1	0-0	0-0	0	0	0
TOTALS	864	658	206	52-351	14-321	83	19	10

2015 GAMES STARTED

OFFENSE		DEFENSE	
QB Manning, Peyton	9	DE Jackson, Malik	16
QB Osweiler, Brock	7	DE Walker, Vance	4
RB Anderson, C.J.	6	DE Wolfe, Derek	12
RB Hillman, Ronnie	10	NT Williams, Sylvester	15
FB Green, Virgil	1	SLB Miller, Von	16
FB Thompson, Juwan	1	WLB Barrett, Shaquil	6
WR Fowler, Bennie	1	WLB Ware, DeMarcus	10
WR Latimer, Cody	1	WLB Davis, Todd	2
WR Norwood, Jordan	5	ILB Marshall, Brandon	16
WR Sanders, Emmanuel	15	ILB Trevathan, Danny	16
WR Thomas, Demaryius	16	CB Harris Jr., Chris	15
TE Daniels, Owen	16	CB Roby, Bradley	15
TE Davis, Vernon	4	CB Talib, Aqib	3
TE Green, Virgil	4	S Bruton Jr., David	3
C Paradis, Matt	16	S Bush, Josh	1
T Harris, Ryan	16	S Stewart, Darian	13
T Sambrailo, Ty	3	S Ward, T.J.	12
T Schofield, Michael	13		
G Garcia, Max	5		
G Mathis, Evan	12		
G Vasquez, Louis	15		

2015 COACHES

Gary Kubiak (Head Coach), **Joe DeCamillis** (Special Teams Coordinator), **Rick Dennison** (Offensive Coordinator), **Wade Phillips** (Defensive Coordinator), **Clancy Barone** (Offensive Line), **Chris Beake** (Defensive Asst.), **Samson Brown** (Asst. Secondary), **Brian Callahan** (Offensive Asst./DBs), **Tony Coaxum** (Asst. Special Teams), **James Cregg** (Asst. Offensive Line), **Mike Eubanks** (Asst. Strength), **Reggie Herring** (Linebackers), **Greg Knapp** (Quarterbacks/Passing Game Coord.), **Bill Kollar** (Defensive Line), **Anthony Lomando** (Asst. Strength), **Dennis Love** (Asst. Strength), **Maro Lubick** (Asst. Wide Receivers), **Fred Pagac** (Outside Linebackers), **Brian Panani** (Tight Ends), **Luke Richesson** (Strength & Conditioning), **Eric Studeville** (Running Backs), **Tyke Tolbert** (Wide Receivers), **Joe Woods** (Defensive Backs).

2015 LEADERS / RANKINGS

INDIVIDUAL	PLAYER	NO.	AFC RANK	NFL RANK	NFL LEADER	NO.
Points	McManus	125	4	10	Gostkowski (NE)	151
Rushing Yards	Hillman	863	7	141	Peterson (MIN)	1,495
Passing Yards	Manning	2,249	14	27	Brees (NO)	4,870
Passer Rating	Osweiler	86.4	14	25	Wilson (SEA)	110.1
Receiving Yards	Thomas	1,304	5	7	Jones (ATL)	1,871
Receptions	Thomas	105	5	7	Two players	136
Interceptions	Talib	3	151	241	Two players	8
Sacks	Miller	11.0	71	81	Watt (HOU)	17.5
OFFENSE		NO.	AFC RANK	NFL RANK	NFL LEADER	NO.
Points Per Game		22.2	9	19	Carolina	31.3
Total Yards Per Game		355.5	8	16	Arizona	408.3
Yards Per Play		5.4	10	19	Arizona	6.3
Rushing Yards Per Game		107.4	7	17	Buffalo	152.0
Net Passing Yards Per Game		241.8	7	14	New Orleans	310.6
DEFENSE		NO.	AFC RANK	NFL RANK	NFL LEADER	NO.
Points Per Game		18.5	3	4	Seattle	17.3
Total Yards Per Game		283.1	1	1	Denver	283.1
Yards Per Play		4.4	1	1	Denver	4.4
Rushing Yards Per Game		83.6	2	3	Seattle	81.5
Net Passing Yards Per Game		199.6	1	1	Denver	199.6

2015 KEY AWARDS

Pro Bowl (6): CB Chris Harris Jr., OLB Von Miller, CB Aqib Talib, WR Demaryius Thomas, S T.J. Ward, OLB DeMarcus Ware. **AP All-Pro (2):** CB Chris Harris Jr. (second team), OLB Von Miller (first team). **Super Bowl 50 MVP:** OLB Von Miller.

2015 NFL STANDINGS

AFC EAST

Team	W	L	T	Pct	PF	PA
yz- New England	12	4	0	.750	465	315
N.Y. Jets	10	6	0	.625	387	314
Buffalo	8	8	0	.500	379	359
Miami	6	10	0	.375	310	389

AFC NORTH

Team	W	L	T	Pct	PF	PA
y-Cincinnati	12	4	0	.750	419	279
x-Pittsburgh	10	6	0	.625	423	319
Baltimore	5	11	0	.313	328	401
Cleveland	3	13	0	.188	278	432

AFC SOUTH

Team	W	L	T	Pct	PF	PA
y-Houston	9	7	0	.563	339	313
Indianapolis	8	8	0	.500	333	408
Jacksonville	5	11	0	.313	376	448
Tennessee	3	13	0	.188	299	423

AFC WEST

Team	W	L	T	Pct	PF	PA
yz- Denver	12	4	0	.750	355	286
x- Kansas City	11	5	0	.688	405	287
Oakland	7	9	0	.438	359	399
San Diego	4	12	0	.250	320	398

NFC EAST

Team	W	L	T	Pct	PF	PA
y-Washington	9	7	0	.563	388	379
Philadelphia	7	9	0	.438	377	430
N.Y. Giants	6	10	0	.375	420	442
Dallas	4	12	0	.250	275	374

NFC NORTH

Team	W	L	T	Pct	PF	PA
y-Minnesota	11	5	0	.688	365	302
x-Green Bay	10	6	0	.625	368	323
Detroit	7	9	0	.438	358	400
Chicago	6	10	0	.375	335	397

NFC SOUTH

Team	W	L	T	Pct	PF	PA
yz- Carolina	15	1	0	.938	500	308
Atlanta	8	8	0	.500	339	345
New Orleans	7	9	0	.438	408	476
Tampa Bay	6	10	0	.375	342	417

NFC WEST

Team	W	L	T	Pct	PF	PA
yz- Arizona	13	3	0	.813	489	313
x- Seattle	10	6	0	.625	423	277
St. Louis	7	9	0	.438	280	330
San Francisco	5	11	0	.313	238	387

x - Playoffs; y - Division Title; z - First-round Bye; * - Home-field Advantage

WILD CARD PLAYOFF GAMES

1/9 - Kansas City 30, at Houston 0
 1/9 - Pittsburgh 18, at Cincinnati 16
 1/10 - Seattle 10, at Minnesota 9
 1/10 - Green Bay 35, at Washington 18

DIVISIONAL PLAYOFF GAMES

1/16 - at New England 27, Kansas City 20
 1/16 - at Arizona 26, Green Bay 20
 1/17 - at Carolina 31, Seattle 24
 1/17 - at Denver 23, Pittsburgh 16

CONFERENCE CHAMPIONSHIPS

1/24 - at Denver 20, New England 18
 1/24 - at Carolina 49, Arizona 15

SUPER BOWL 50 (SANTA CLARA, CALIF.)
 2/7 - Denver 24, Carolina 10

2014 FINAL STATISTICS (12-4)

Head Coach: John Fox **AFC West:** 1st **Home Stadium:** Sports Authority Field at Mile High

Date	W-L	Score	Opponent	Attendance	RUSHING	No.	Yds.	Avg.	Long	TD
Sept 7	W	13-24	Indianapolis	76,939	Anderson	179	849	4.7	27	8
Sept 14	W	24-17	Kansas City	76,900	Hillman	106	434	4.1	37	3
Sept 21	L	20-26	at Seattle (OT)	68,447	Thompson	54	272	5.0	47	3
Oct 5	W	41-20	Arizona	76,895	Ball	55	172	3.1	23	1
Oct 12	W	31-17	at New York Jets	78,160	Sanders	8	44	5.5	13	0
Oct 19	W	42-17	San Francisco	77,047	Stewart	6	22	3.7	16	0
Oct 23	W	35-21	San Diego	76,907	Bruton	1	13	13.0	13	0
Nov 2	L	21-43	at New England	68,756	Green	2	3	1.5	3	0
Nov 9	W	41-17	at Oakland	54,803	Osweller	8	0	0.0	4	0
Nov 16	L	7-22	at St. Louis	59,401	Manning	24	-24	-1.0	4	0
Nov 23	W	39-36	Miami	76,987	BRONCOS	443	1785	4.0	47	15
Nov 30	W	29-16	at Kansas City	76,894	OPPONENTS	349	1276	3.7	85T	9
Dec 7	W	24-17	Buffalo	76,913						
Dec 14	W	22-10	at San Diego	68,682						
Dec 22	L	28-37	at Cincinnati	66,107	RECEIVING	No.	Yds.	Avg.	Long	TD
Dec 28	W	47-14	Oakland	76,929	D.Thomas	111	1619	14.6	86T	11

TEAM STATISTICS	Den	Opp
TOTAL FIRST DOWNS	360	311
Rushing	98	60
Passing	227	219
Penalty	35	32
3RD DOWN: MADE/ATT	94/213	81/222
3rd Down Pct.	44.1%	36.5%
4TH DOWN: MADE/ATT	6/13	10/17
4th Down Pct.	46.2%	58.8%
POSSESSION AVG.	30:35	29:25
TOTAL NET YARDS	6446	4883
Avg. Per Game	402.9	305.2
Total Plays	1067	1031
Avg. Per Play	6.0	4.7
NET YARDS RUSHING	1785	1276
Avg. Per Game	111.6	79.8
Total Rushes	443	349
NET YARDS PASSING	4661	3607
Avg. Per Game	291.3	225.4
Sacked/Yards Lost	17/118	41/252
Gross Yards	4779	3859
Att./Completions	607/399	641/399
Completion Pct.	65.7%	62.2%
Had Intercepted	15	18
PUNTS/AVERAGE	69/44.2	88/45.9
NET PUNTING AVG.	37.6	40.9
PENALTIES/YARDS	120/1045	103/816
FUMBLES/BALL LOST	16/5	21/7
TOUCHDOWNS	58	41
Rushing	15	9
Passing	40	29
Returns	3	3

SCORE BY PERIODS	1	2	3	4	OT	PTS
BRONCOS	91	151	131	109	0	482
OPPONENTS	56	126	57	109	6	354

SCORING	TD	Ru	Pa	Ret	PAT	FG	S	PTS
J.Thomas	12	0	12	0	0/0	0/0	0	72
McManus	0	0	0	0	41/41	9/9	0	68
D.Thomas	11	0	0	0	0/0	0/0	1	58
Barth	0	0	0	0	15/15	15/16	0	60
Anderson	10	8	2	0	0/0	0/0	0	60
Sanders	9	0	9	0	0/0	0/0	1	56
Hillman	4	3	1	0	0/0	0/0	0	24
Thompson	3	3	0	0	0/0	0/0	0	18
Welker	2	0	2	0	0/0	0/0	0	12
Talib	2	0	0	2	0/0	0/0	0	12
Tammie	2	0	2	0	0/0	0/0	0	12
T.Carter	1	0	0	1	0/0	0/0	0	6
Ball	1	1	0	0	0/0	0/0	0	6
Green	1	0	1	0	0/0	0/0	0	6
Irving	0	0	0	0	0/0	0/0	0	2
BRONCOS	58	15	40	3	56/56	24/29	2	482
OPPONENTS	41	9	29	3	37/37	23/28	1	354

2-PT. CONVERSIONS: BRONCOS 2-2, OPPONENTS 1-3

SACKS: Miller 14.0, Ware 10.0, Jackson 3.0, Ward 2.0, Marshall 2.0, Knighton 2.0, Wolfe 1.5, McCray 1.0, Talib 1.0, Irving 1.0, Q. Carter 1.0, Roby 1.0, Harris Jr. 1.0, Johnson 1.0, **BRONCOS 41.0, OPPONENTS 17.0**

FUM/Lost: Manning 5/2, Burse 3/1, Tamme 1/1, Ball 1/1, Colquitt 1/0, Anderson 1/0, Hillman 1/0, Sanders 1/0, J. Thomas 1/0, Thompson 1/0

PASSING	Att.	Comp.	Yds.	Comp.%	Yds/Att.	TD	TD%	Int	Int%	Long	Sack/Lost	Rating
Manning	597	395	4727	66.2%	7.9	39	6.5%	15	2.5%	86t	17/18	101.5
Oswiler	10	4	52	40.0%	5.2	1	10.0%	0	0.0%	38	0/0	90.4
BRONCOS	607	399	4779	65.7%	7.9	40	6.6%	15	2.5%	86t	17/18	101.3
OPPONENTS	641	399	3859	62.2%	6.0	29	4.5%	18	2.8%	81t	41/252	82.4

RECEIVING	No.	Yds.	Avg.	Long	TD
D. Thomas	111	1619	14.6	86	11
Sanders	101	1404	13.9	48	9
Welker	49	464	9.5	39	2
J. Thomas	43	489	11.5	35	12
Andersson	34	324	9.5	51	2
Hillman	21	139	6.6	16	1
Tammie	14	109	7.8	26	2
Ball	9	62	6.9	16	0
Green	6	74	12.3	38	1
Caldwell	5	47	9.4	15	0
Thompson	4	25	6.3	14	0
Latimer	2	23	11.5	14	0
Burse	0	0	0	0	0
BRONCOS	399	4779	12.0	86T	40
OPPONENTS	399	3859	9.7	81T	29

INTERCEPTIONS	No.	Yds.	Avg.	Long	TD
Talib	4	62	15.5	33†	2
Moore	4	36	9.0	19	0
Harris Jr.	3	52	17.3	38	0
Ward	2	55	27.5	37	0
Roby	2	0	0.0	0	0
Bush	1	5	5.0	5	0
Ware	1	3	3.0	3	0
Marshall	1	0	0.0	0	0
BRONCOS	18	213	11.8	38	2
OPPONENTS	15	228	15.2	52	1

PUNTING	No.	Yds.	Avg.	Net	TB	In20	Long	B
Colquitt	69	3048	44.2	37.6	4	25	65	0
BRONCOS	69	3048	44.2	37.6	4	25	65	0
OPPONENTS	88	4035	45.9	40.9	7	23	71	0

PUNT RETURNS	No.	FC	Yds.	Avg.	Long	TD
Burse	29	24	211	7.3	22	0
Welker	11	3	74	6.7	19	0
Sanders	1	1	11	11.0	11	0
BRONCOS	41	28	296	7.2	22	0
OPPONENTS	33	19	371	11.2	84T	1

KICKOFF RETURNS	No.	Yds.	Avg.	Long	TD
Bolden	13	429	33.0	77	0
Caldwell	12	278	23.2	54	0
Sanders	3	54	18.0	22	0
Latimer	2	22	11.0	14	0
Austin Jr.	1	12	12.0	12	0
Burse	1	7	7.0	7	0
BRONCOS	32	802	25.1	77	0
OPPONENTS	35	905	25.9	80	0

FIELD GOALS	1-19	20-29	30-39	40-49	50+
Barth	2/2	4/4	5/5	3/4	1/1
McManus	0/0	5/5	2/3	2/3	0/2
BRONCOS	2/2	9/9	7/8	5/7	1/3
OPPONENTS	0/0	8/8	6/8	7/9	2/3

MCMANUS: (21G)(20G)(24G)(44G,53N,41G)(37G)() **BARTH:** ()()()()
 ()()()()()(22G,24G,30G,33G,37G)(50G)(19G,26G,19G,49G,44G)(49N)
 (49G,36G,35G,21G)

OPPONENTS: (25G)(45G,37N)(20G,46B,28G)(33G,48G)(30G)
 (51N,22G)() (49G,9G,45G)(41G)(37G,29G,22G,55G,53G)() (39G)(44G)
 (46B,30G,37N)(37G,49G,23G)()



2014 DEFENSIVE STATS

(based on unofficial press box statistics)

	TT	UT	A	S-YDS	I-YDS	PD	FF	FR
1 Marshall	110	88	22	2-17	1-0	9	1	0
2 Ward	74	60	14	2-23	2-55	6	0	0
3 Roby	64	62	2	1-3	2-0	13	2	1
4 Talib	63	54	9	1-8	4-62	17	1	0
5 Miller	60	43	17	14-82.5	0-0	2	1	1
6 Harris Jr.	55	51	4	1-2	3-32	18	1	1
7 Moore	50	44	6	0-0	4-5	5	2	1
8 Irving	44	25	19	1-8	0-0	0	0	0
9 Jackson	42	33	9	3-20	0-0	4	1	0
10 Ware	41	34	7	10-56.5	1-3	1	2	0
11 Wolfe	35	24	11	1.5-1	0-0	1	0	0
12 Knighton	30	18	12	2-13.5	0-0	3	0	0
13 Johnson	22	13	9	0.5-0.5	0-0	0	0	0
14 Williams	21	17	4	0-0	0-0	1	0	0
Bruton Jr.	21	16	5	0-0	0-0	3	2	0
16 Webster	19	18	1	0-0	0-0	2	0	0
17 Q. Carter	17	13	4	1-6	0-0	1	1	0
Davis	17	9	8	0-0	0-0	2	0	0
19 Nelson	13	7	6	0-0	0-0	1	0	0
20 Austin Jr.	12	8	4	0-0	0-0	0	0	0
21 Trevathan	11	7	4	0-0	0-0	0	0	0
Smith	11	7	4	0-0	0-0	2	0	0
23 Bolden	7	7	0	0-0	0-0	2	0	0
24 McCray	6	4	2	1-11	0-0	1	1	0
25 T. Carter	5	5	0	0-0	0-0	1	0	1
26 Unrein	1	1	0	0-0	0-0	0	0	0
Barrow	0	0	1	0-0	0-0	0	0	0
28 Bush	0	0	0	0-0	1-5	1	0	0
TOTALS	852	670	182	41-252	18-213	94	15	5

2014 GAMES STARTED

OFFENSE	DEFENSE
QB Manning, Peyton	16 DE Jackson, Malik
RB Anderson, C.J.	8 DE Ware, DeMarcus
RB Ball, Montee	3 DE Wolfe, Derek
RB Hillman, Ronnie	4 DT Knighton, Terrance
WR Caldwell, Andre	2 DT Williams, Sylvester
WR Sanders, Emmanuel	16 DT Jackson, Malik
WR Thomas, Demaryius	16 SLB Miller, Von
WR Welker, Wes	8 SLB Barrow, Lamin
TE Clark, Chris	2 MLB Irving, Nate
TE Cornick, Paul	3 MLB Johnson, Steven
TE Green, Virgil	9 WLB Davis, Todd
TE Thomas, Julius	10 WLB Marshall, Brandon
C Montgomery, Will	8 WLB Trevathan, Danny
C Ramirez, Manny	8 CB Harris Jr., Chris
T Clady, Ryan	16 CB Roby, Bradley
T Clark, Chris	5 CB Talib, Aqib
T Cornick, Paul	3 S Bruton Jr., David
T Vasquez, Louis	8 S Moore, Rahim
G Franklin, Orlando	16 S Ward, T.J.
G Ramirez, Manny	
G Vasquez, Louis	8

2014 COACHES

John Fox (Head Coach), **Jack Del Rio** (Defensive Coordinator), **Adam Gase** (Offensive Coordinator), **Jeff Rodgers** (Special Teams Coordinator), **Clancy Barone** (Tight Ends), **Chris Beake** (Defensive Assistant), **Brian Callahan** (Offensive Assistant), **James Cregg** (Assistant Offensive Line), **Mike Eubanks** (Asst. Strength & Conditioning), **Sam Gases** (Assistant Secondary), **Jason George** (Asst. Strength & Conditioning), **Bo Hardegree** (Quality Control - Offense), **Greg Knapp** (Quarterbacks), **Anthony Lomando** (Asst. Strength & Conditioning), **Dave Mageau** (Offensive Line), **Luke Richardson** (Strength & Conditioning), **Jay Rodgers** (Defensive Line), **Richard Smith** (Linebackers), **Eric Studeville** (Running Backs), **Darius Swinton** (Assistant Special Teams), **Tyke Tolbert** (Wide Receivers), **Cory Undlin** (Defensive Backs).

2014 LEADERS / RANKINGS

INDIVIDUAL	PLAYER	NO.	AFC RANK	NFL RANK	NFL LEADER	NO.
Points	J. Thomas	72	19t	40t	Gostkowski (NE)	156
Rushing Yards	Anderson	849	7	10t	Murray (DAL)	1,607
Passing Yards	Manning	4,727	3	4	Two players	4,952
Passer Rating	Manning	101.5	2	4	Romo (DAL)	113.2
Receiving Yards	D. Thomas	1,619	2	2	Brown (PIT)	1,698
Receptions	D. Thomas	111	2	2	Brown (PIT)	129
Interceptions	Two players	4	4t	8t	Quin (DET)	7
Sacks	Miller	14.0	5	6	Houston (KC)	22.0
OFFENSE		NO.	AFC RANK	NFL RANK	NFL LEADER	NO.
Points Per Game		30.1	1	2	Green Bay	30.4
Total Yards Per Game		402.9	3	4	New Orleans	411.4
Yards Per Play		6.0	2	3	Green Bay	6.2
Rushing Yards Per Game		111.6	7	15	Seattle	172.6
Net Passing Yards Per Game		291.3	3	4	Indianapolis	305.9
DEFENSE		NO.	AFC RANK	NFL RANK	NFL LEADER	NO.
Points Per Game		22.1	9	10t	Seattle	15.9
Total Yards Per Game		305.2	1	3	Seattle	267.1
Yards Per Play		4.7	1	2	Seattle	4.6
Rushing Yards Per Game		79.8	1	2	Detroit	69.3
Net Passing Yards Per Game		225.4	6	9	Seattle	185.6

2014 KEY AWARDS

Pro Bowl (11): RB C.J. Anderson, T. Ryan Clady, CB Chris Harris Jr., QB Peyton Manning, LB Von Miller, WR Emmanuel Sanders, CB Aqib Talib, WR Demaryius Thomas, TE Julius Thomas, S T.J. Ward, DE DeMarcus Ware. **AP All-Pro (3):** CB Chris Harris Jr. (second team), LB Von Miller (second team), WR Demaryius Thomas (second team).

2014 NFL STANDINGS

AFC EAST

Team	W	L	T	Pct	PF	PA
*yz- New England	12	4	0	.750	468	313
Buffalo	9	7	0	.563	343	289
Miami	8	8	0	.500	388	373
N.Y. Jets	4	12	0	.250	283	401

AFC NORTH

Team	W	L	T	Pct	PF	PA
y- Pittsburgh	11	5	0	.688	436	368
x- Cincinnati	10	5	1	.656	365	344
x- Baltimore	10	6	0	.625	409	302
Cleveland	7	9	0	.438	299	337

AFC SOUTH

Team	W	L	T	Pct	PF	PA
y- Indianapolis	11	5	0	.688	458	369
Houston	9	7	0	.563	372	307
Jacksonville	3	13	0	.188	249	412
Tennessee	2	14	0	.125	254	438

AFC WEST

Team	W	L	T	Pct	PF	PA
yz- Denver	12	4	0	.750	482	354
Kansas City	9	7	0	.563	353	281
San Diego	9	7	0	.563	348	348
Oakland	3	13	0	.188	253	452

NFC EAST

Team	W	L	T	Pct	PF	PA
z- Dallas	12	4	0	.750	467	352
Philadelphia	10	6	0	.625	474	400
N.Y. Giants	6	10	0	.375	380	400
Washington	4	12	0	.250	301	438

NFC NORTH

Team	W	L	T	Pct	PF	PA
yz- Green Bay	12	4	0	.750	486	348
x- Detroit	11	5	0	.688	321	282
Minnesota	7	9	0	.438	325	343
Chicago	5	11	0	.313	319	442

NFC SOUTH

Team	W	L	T	Pct	PF	PA
y- Carolina	7	8	1	.469	339	374
New Orleans	7	9	0	.438	401	424
Atlanta	6	10	0	.375	381	417
Tampa Bay	2	14	0	.125	277	410

NFC WEST

Team	W	L	T	Pct	PF	PA
*yz- Seattle	12	4	0	.750	394	254
x- Arizona	11	5	0	.688	310	299
San Francisco	8	8	0	.500	306	340
St. Louis	6	10	0	.375	324	354

x - Playoffs; y - Division Title; z - First-round Bye; * - Home-field Advantage

WILD CARD PLAYOFF GAMES

1/3 - at Carolina 27, Arizona 16
1/3 - Baltimore 30, at Pittsburgh 17
1/4 - at Indianapolis 16, Cincinnati 10
1/4 - at Dallas 24, Detroit 20

DIVISIONAL PLAYOFF GAMES

1/10 - at New England 35, Baltimore 31
1/10 - at Seattle 31, Carolina 17
1/11 - at Green Bay 26, Dallas 21
1/11 - Indianapolis 24, at Denver 13

CONFERENCE CHAMPIONSHIPS

1/18 - at Seattle 28, Green Bay 22
1/18 - at New England 45, Indianapolis 7

SUPER BOWL XLIX (GLENDALE, ARIZ.)

2/1 - New England 28, Seattle 24

2013 FINAL STATISTICS (13-3)

Head Coach: John Fox AFC West: 1st Home Stadium: Sports Authority Field at Mile High

Date	W-L	Score	Opponent	Attendance	RUSHING	No.	Yds.	Avg.	Long	TD
Sept 5	W	49-27	Baltimore	76,977	Moreno	241	1038	4.3	31	10
Sept 15	W	41-23	at N.Y. Giants	81,285	Ball	120	559	4.7	45	4
Sept 23	W	37-21	Oakland	76,978	Hillman	55	218	4.0	19	1
Sept 29	W	52-20	Philadelphia	77,002	Anderson	7	38	5.4	11	0
Oct 6	W	51-48	at Dallas	92,758	Bruton	1	35	35.0	35	0
Oct 13	W	35-19	Jacksonville	76,862	Holliday	1	7	7.0	7	0
Oct 20	L	33-39	at Indianapolis	67,196	Caldwell	1	7	7.0	7	0
Oct 27	W	45-21	Washington	77,031	Osweller	3	2	0.7	4	0
Nov 10	W	28-20	at San Diego	68,847	Manning	32	-31	-1.0	11	1
Nov 17	W	27-17	Kansas City	77,076	BRONCOS	461	1873	4.1	45	16
Nov 24	L	31-34	at New England (OT)	68,756	OPPONENTS	420	1626	3.9	35	15
Dec 1	W	35-28	at Kansas City	77,065						
Dec 8	W	51-28	Tennessee	76,554						
Dec 12	L	20-27	San Diego	76,497						
Dec 22	W	37-13	at Houston	71,761						
Dec 29	W	34-14	at Oakland	51,500						

TEAM STATISTICS	Den	Opp
TOTAL FIRST DOWNS	435	339
Rushing	107	90
Passing	293	208
Penalty	35	41
3RD DOWN: MADE/ATT	95/205	83/218
3rd Down Pct.	46.3	38.1
4TH DOWN: MADE/ATT	8/9	4/15
4th Down Pct.	88.9	26.7
POSSESSION AVG.	30.06	29.54
TOTAL NET YARDS	7317	5696
Avg. Per Game	457.3	356.0
Total Plays	1156	1074
Avg. Per Play	6.3	5.3
NET YARDS RUSHING	1873	1626
Avg. Per Game	117.1	101.6
Total Rushes	461	420
NET YARDS PASSING	5444	4070
Avg. Per Game	340.3	254.4
Sacked/Yards Lost	20/128	41/290
Gross Yards	5572	4360
Att./Completions	675/461	613/357
Completion Pct.	68.3	58.2
Had Intercepted	10	17
PUNTS/AVERAGE	66/43.8	89/46.1
NET PUNTING AVG.	38.2	39.5
PENALTIES/YARDS	117/1000	97/807
FUMBLES/BALL LOST	27/16	25/9
TOUCHDOWNS		
Rushing	76	47
Passing	55	29
Returns	5	3

SCORE BY PERIODS	1	2	3	4	OT	PTS
BRONCOS	130	158	135	183	0	606
OPPONENTS	64	128	104	100	3	399

SCORING	TD	Ru	Pa	Ret	PAT	FG	S	PTS
Prater	0	0	0	0	75/75	25/26	0	150
D. Thomas	14	0	14	0	0/0	0/0	0	84
Moreno	13	10	3	0	0/0	0/0	0	78
J. Thomas	12	0	12	0	0/0	0/0	0	72
Decker	11	0	11	0	0/0	0/0	0	66
Welker	10	0	10	0	0/0	0/0	0	60
Ball	4	4	0	0	0/0	0/0	0	24
Caldwell	3	0	3	0	0/0	0/0	0	18
Holliday	2	0	0	2	0/0	0/0	0	12
Tamme	1	0	1	0	0/0	0/0	0	6
Dreessen	1	0	1	0	0/0	0/0	0	6
Rodgers-Cromartie	1	0	0	1	0/0	0/0	0	6
Johnson	1	0	0	1	0/0	0/0	0	6
Hillman	1	1	0	0	0/0	0/0	0	6
Manning	1	1	0	0	0/0	0/0	0	6
Miller	1	0	0	1	0/0	0/0	0	6
BRONCOS	76	16	55	5	75/75	25/26	0	606
OPPONENTS	47	15	29	3	44/44	23/26	1	399

2-PT. CONVERSIONS: BRONCOS 0-1, OPPONENTS 1-3

SACKS: Phillips 10.0, Jackson 6.0, Ayers 5.5, Miller 5.0, Wolfe 4.0, Knighton 3.0, Trevathan 2.0, Williams 2.0, Woodyard 1.5, Vickerson 1.0, Irving 1.0, **BRONCOS 41.0, OPPONENTS 19.0**

FUM/Lost: Manning 10/6, Holliday 5/2, Ball 3/3, Decker 2/1, Hillman 2/1, Carter 1/1, Trevathan 1/1, Welker 1/1, Moreno, 1/0, D. Thomas 1/0

RECEIVING	No.	Yds.	Avg.	Long	TD
D.Thomas	92	1430	15.5	78t	14
Decker	87	1288	14.8	61	11
Welker	73	778	10.7	33	10
J.Thomas	65	788	12.1	74t	12
Moreno	60	548	9.1	35t	3
Tamme	20	184	9.2	15	1
Ball	20	145	7.3	31	0
Caldwell	16	200	12.5	36	3
Hillman	12	119	9.9	19	0
Green	9	45	5.0	10	0
Dreessen	7	47	6.7	14	1
BRONCOS	461	5572	12.1	78t	55
OPPONENTS	357	4360	12.2	82t	29

INTERCEPTIONS	No.	Yds.	Avg.	Long	TD
Rodgers-Cromartie	3	75	25.0	75t	1
Trevathan	3	29	9.7	29	0
Harris	3	1	0.3	1	0
Moore	2	18	9.0	18	0
Webster	1	10	10.0	10	0
Adams	1	3	3.0	3	0
Phillips	1	3	3.0	3	0
Knighton	1	2	2.0	2	0
Woodyard	1	0	0.0	0	0
Carter	1	0	0.0	0	0
BRONCOS	17	141	8.3	75t	1
OPPONENTS	10	131	13.1	59t	2

PUNTING	No.	Yds.	Avg.	Net	TB	In20	Long	B
Colquitt	65	2893	44.5	38.8	3	23	60	1
BRONCOS	67	2893	43.8	38.8	3	23	60	1
OPPONENTS	85	4100	46.1	40.4	8	32	66	2

PUNT RETURNS	No.	FC	Yds.	Avg.	Long	TD
Holliday	32	11	271	8.5	81t	1
Welker	10	2	70	7.0	27	0
Decker	1	2	2	2.0	2	0
Carter	1	0	0	0.0	0	0
BRONCOS	44	15	343	7.8	81t	1
OPPONENTS	28	25	274	9.8	51	0

KICKOFF RETURNS	No.	Yds.	Avg.	Long	TD
Holliday	28	775	27.7	105t	1
Caldwell	6	141	23.5	34	0
Bolden	2	44	22.0	25	0
Unrein	1	8	8.0	8	0
Jackson	1	6	6.0	6	0
Tamme	1	0	0.0	0	0
BRONCOS	39	974	25.0	105t	1
OPPONENTS	32	936	29.3	108T	1

FIELD GOALS	1-19	20-29	30-39	40-49	50+
Prater	2/2	4/4	5/5	8/8	6/7
BRONCOS	2/2	4/4	5/5	8/8	6/7
OPPONENTS	0/0	6/6	9/10	6/8	2/2

PRATER: ((42G,47G)(53G,41G,40G)(53G)(48G,50G,28G))((31G,47G)(19G))((54G,52N,36G)(27G))((25G,64G,19G)(32G,42G)(32G,25G,44G)(34G,54G))

OPPONENTS: (25G,30G)(36G,24G,41G)((35G,25G,46N)(43G,48G)(50G,30G)(27G,52G,42G)((26G,40G,37N)(20G)(31G,31G)((38G,35G)(45G,35G)(42N))

PASSING	Att.	Comp.	Yds.	Comp.%	Yds/Att.	TD	TD%	Int	Int%	Long	Sack/Lost	Rating
Manning	659	450	5477	68.3%	8.3	55	8.3%	10	1.5%	78t	18/120	115.1
Osweller	16	11	95	68.8%	5.9	0	0.0%	0	0.0%	19	2/8	84.1
BRONCOS	675	461	5572	68.3%	8.3	55	8.1%	10	1.5%	78t	20/128	114.4
OPPONENTS	613	357	4360	58.2%	7.1	29	4.7%	17	2.8%	82t	41/290	84.0

2013 DEFENSIVE STATS

(based on unofficial press box statistics)

	TT	UT	A	S-YDS	I-YDS	PD	FF	FR
1 Trevathan	124	84	40	2-18	3-29	10	2	1
2 Woodyard	83	47	36	1.5-11	1-0	4	1	0
3 Ihenachio	72	55	17	0-0	0-0	7	3	2
4 Harris	65	58	7	0-0	3-1	13	0	0
5 Adams	61	45	16	0-0	1-3	7	0	1
6 Moore	44	30	16	0-0	2-18	6	0	0
7 Jackson	42	30	12	6-5	0-0	4	1	0
8 Webster	38	34	4	0-0	1-10	9	1	0
9 Phillips	36	29	7	10-77.5	1-3	5	2	0
10 Miller	34	27	7	5-29	0-0	1	3	1
11 Irving	34	23	11	1-8	0-0	1	0	0
12 Rodgers-Cromartie	31	25	6	0-0	3-75	15	0	0
13 Knighton	31	18	13	3-18	1-2	1	0	1
14 Ayers	29	23	6	5.5-34.5	0-0	1	0	0
15 Vickerson	22	18	4	1-9	0-0	3	0	0
16 Unrein	20	15	5	0-0	0-0	0	0	0
17 Lenon	20	14	6	0-0	0-0	2	0	0
18 Williams	19	12	7	2-8	0-0	0	0	1
19 Bruton	16	14	2	0-0	0-0	0	0	0
20 Wolfe	16	11	5	4-34	0-0	0	0	1
21 Bailey	14	12	2	0-0	0-0	3	0	0
22 Jammer	13	12	1	0-0	0-0	3	0	1
23 Carter	11	10	1	0-0	0-0	6	0	0
24 Bolden	11	8	3	0-0	0-0	0	0	0
25 Huff	2	2	0	0-0	0-0	0	0	0
26 Johnson	1	1	0	0-0	0-0	0	0	0
Robinson	1	1	0	0-0	0-0	0	0	0
Marshall	1	1	0	0-0	0-0	0	0	0
Mincey	1	1	0	0-0	0-0	0	0	0
Tamme	1	0	1	0-0	0-0	0	0	0
Fua	1	0	1	0-0	0-0	0	0	0
TOTALS	867	621	246	52-364	16-347	85	18	7

2013 GAMES STARTED

OFFENSE	DEFENSE
QB Manning, Peyton	16 DE Ayers, Robert
RB Moreno, Knowshon	15 DE Jackson, Malik
WR Decker, Eric	16 DE Phillips, Shaun
WR Thomas, Demaryius	16 DT Knighton, Terrance
WR Welker, Wes	13 DT Unrein, Mitch
WR Caldwell, Andre	2 DT Vickerson, Kevin
TE Green, Virgil	3 SLB Irving, Nate
TE Tamme, Jacob	1 SLB Miller, Von
TE Thomas, Julius	14 SLB Lenon, Paris
C Ramirez, Manny	16 MLB Woodyard, Wesley
T Clady, Ryan	2 CB Bailey, Champ
T Clark, Chris	14 CB Carter, Tony
T Franklin, Orlando	1 CB Harris Jr., Chris
T Vazquez, Louis	1 CB Jammer, Quentin
G Beadles, Zane	16 CB Rodgers-Cromartie, Dominique
G Kuper, Chris	1 CB Webster, Kayvon
G Vazquez, Louis	1 S Adams, Mike
	1 S Bolden, Omar
	1 S Ihenachio, Duke
	15 S Moore, Rahim

2013 COACHES

John Fox (Head Coach), **Jack Del Rio** (Defensive Coordinator), **Adam Gase** (Offensive Coordinator), **Jeff Rodgers** (Special Teams Coordinator), **Clancy Barone** (Tight Ends), **Chris Beake** (Quality Control-Defense), **Brian Callahan** (Offensive Assistant), **Jim Bob Cooter** (Offensive Assistant), **Mike Eubanks** (Asst. Strength & Conditioning), **Sam Games** (Assistant Secondary), **Jason George** (Asst. Strength & Conditioning), **Alex Gibbs** (Offensive Consultant), **Greg Knapp** (Quarterbacks), **Anthony Lomando** (Asst. Strength & Conditioning), **Dave Magazay** (Offensive Line), **Luke Richesson** (Strength & Conditioning), **Jay Rodgers** (Defensive Line), **Richard Smith** (Linebackers), **Eric Studeville** (Running Backs), **Derius Swinton** (Assistant Special Teams), **Tyke Tolbert** (Wide Receivers), **Cory Undlin** (Secondary).

2013 LEADERS / RANKINGS

INDIVIDUAL	PLAYER	NO.	AFC RANK	NFL RANK	NFL LEADER	NO.
Points	Prater	150	2	2	Gostkowski (NE)	158
Rushing Yards	Moreno	1,038	4	12	McCoy (PHI)	1,607
Passing Yards	Manning	5,477	1	1	Manning (DEN)	5,477
Passer Rating	Manning	115.1	1	2	Foles (PHI)	119.2
Receiving Yards	D. Thomas	1,430	3	4	Gordon (CLE)	1,646
Receptions	D. Thomas	92	6	9	Garcon (WAS)	113
Interceptions	Three players	3	15t	32t	Sherman (SEA)	8
Sacks	Phillips	10.0	11t	20t	Mathis (IND)	19.5
OFFENSE	NO.	AFC RANK	NFL RANK	NFL LEADER	NO.	
Points Per Game	37.9	1	1	Denver	37.9	
Total Yards Per Game	457.3	1	1	Denver	457.3	
Yards Per Play	6.3	1	2	Philadelphia	6.3	
Rushing Yards Per Game	117.1	8	15	Philadelphia	160.4	
Net Passing Yards Per Game	340.3	1	1	Denver	340.3	
DEFENSE	NO.	AFC RANK	NFL RANK	NFL LEADER	NO.	
Points Per Game	24.9	12	22	Seattle	14.4	
Total Yards Per Game	356.0	9	19	Seattle	273.6	
Yards Per Play	5.3	10	16	Seattle	4.4	
Rushing Yards Per Game	91.1	2	3	Tampa Bay	82.5	
Net Passing Yards Per Game	199.6	3	3	Pittsburgh	185.2	

2013 KEY AWARDS

Pro Bowl (5): QB Peyton Manning, K Matt Prater, WR Demaryius Thomas, TE Julius Thomas, G Louis Vasquez. **AP All-Pro (4):** QB Peyton Manning (first team), G Louis Vasquez (first team), K Matt Prater (second team), WR Demaryius Thomas (second team). **AP NFL MVP:** QB Peyton Manning. **AP NFL Offensive Player of the Year:** QB Peyton Manning. **FedEx Air Player of the Year:** QB Peyton Manning.

2013 NFL STANDINGS

AFC EAST

Team	W	L	T	Pct	PF	PA
y-z- New England	12	4	0	.750	444	338
N.Y. Jets	8	8	0	.500	290	387
Miami	8	8	0	.500	317	335
Buffalo	6	10	0	.375	339	388

AFC NORTH

Team	W	L	T	Pct	PF	PA
y- Cincinnati	11	5	0	.688	430	305
Pittsburgh	8	8	0	.500	379	370
Baltimore	8	8	0	.500	320	352
Cleveland	4	12	0	.250	308	406

AFC SOUTH

Team	W	L	T	Pct	PF	PA
y- Indianapolis	11	5	0	.688	391	336
Tennessee	7	9	0	.438	362	381
Jacksonville	4	12	0	.250	247	449
Houston	2	14	0	.125	276	428

AFC WEST

Team	W	L	T	Pct	PF	PA
*y-z- Denver	13	3	0	.813	606	399
x- Kansas City	11	5	0	.688	430	305
x- San Diego	9	7	0	.563	396	348
Oakland	4	12	0	.250	322	453

NFC EAST

Team	W	L	T	Pct	PF	PA
y- Philadelphia	10	6	0	.625	442	382
Dallas	8	8	0	.500	439	432
N. Y. Giants	7	9	0	.438	294	383
Washington	3	13	0	.188	334	478

NFC NORTH

Team	W	L	T	Pct	PF	PA
y- Green Bay	8	7	1	.531	417	428
Chicago	8	8	0	.500	445	478
Detroit	7	9	0	.438	395	376
Minnesota	5	10	1	.344	391	480

NFC SOUTH

Team	W	L	T	Pct	PF	PA
y-z- Carolina	12	4	0	.750	366	241
x- New Orleans	11	5	0	.688	414	304
Atlanta	4	12	0	.250	353	443
Tampa Bay	4	12	0	.250	288	389

NFC WEST

Team	W	L	T	Pct	PF	PA
*y-z- Seattle	13	3	0	.813	417	231
x- San Francisco	12	4	0	.750	406	272
Arizona	10	6	0	.625	379	324
St. Louis	7	9	0	.438	348	364

x - Playoffs; y - Division Title; z - First-round Bye; * - Home-field Advantage

WILD CARD PLAYOFF GAMES

1/4 - at Indianapolis 45, Kansas City 44
1/4 - New Orleans 26, at Philadelphia 24
1/5 - San Diego 27, at Cincinnati 10
1/5 - San Francisco 23, at Green Bay 20

DIVISIONAL PLAYOFF GAMES

1/11 - at Seattle 23, New Orleans 15
1/11 - at New England 43, Indianapolis 22
1/12 - San Francisco 23, at Carolina 10
1/12 - at Denver 24, San Diego 17

CONFERENCE CHAMPIONSHIPS

1/20 - at Denver 26, New England 16
1/20 - at Seattle 23, San Francisco 17

SUPER BOWL XLVIII (NEW YORK/NEW JERSEY)

2/2 - Seattle 43, Denver 8

2012 FINAL STATISTICS (13-3)

Head Coach: John Fox AFC West: 1st Home Stadium: Sports Authority Field at Mile High

Date	W-L	Score	Opponent	Attendance	RUSHING	No.	Yds.	Avg.	Long	TD
Sept 9	W	31-19	Pittsburgh	76,823	McGahee	167	731	4.4	31	4
Sept 17	L	21-27	at Atlanta	70,427	Moreno	138	525	3.8	20	4
Sept 23	L	25-31	Houston	76,566	Hillman	85	330	3.9	31	1
Sept 30	W	37-6	Oakland	76,787	Ball	42	158	3.8	22	1
Oct 7	L	21-31	at New England	68,756	Hester	17	81	4.8	18	2
Oct 15	W	35-24	at San Diego	68,604	Caldwell	1	14	14.0	14	0
Oct 28	W	34-14	New Orleans	76,832	Manning	23	6	0.3	10	0
Nov 4	W	31-23	at Cincinnati	63,623	Osweller	8	-13	-1.6	-1	0
Nov 11	W	36-14	at Carolina	73,939	BRONCOS	481	1832	3.8	31	12
Nov 18	W	30-23	San Diego	76,769	OPPONENTS	404	1458	3.6	36	5
Nov 25	W	17-9	at Kansas City	74,244						
Dec 2	W	31-23	Tampa Bay	76,432						
Dec 6	W	26-13	at Oakland	53,807	RECEIVING	No.	Yds.	Avg.	Long	TD
Dec 16	W	34-17	at Baltimore	71,317	D.Thomas	94	1434	15.3	71t	10
Dec 23	W	34-12	Cleveland	76,351	Decker	85	1064	12.5	55	13
Dec 30	W	38-3	Kansas City	76,502	Tammie	52	555	10.7	36	2

TEAM STATISTICS	Den	Opp
TOTAL FIRST DOWNS	380	287
Rushing	112	73
Passing	232	183
Penalty	36	31
3RD DOWN: MADE/ATT	96/213	66/216
3rd Down Pct.	45.1	30.6
4TH DOWN: MADE/ATT	3/5	7/18
4th Down Pct.	60.0	38.9
POSSESSION AVG.	31:16	28:44
TOTAL NET YARDS	6366	4652
Avg. Per Game	397.9	290.8
Total Plays	1090	1015
Avg. Per Play	5.8	4.6
NET YARDS RUSHING	1832	1458
Avg. Per Game	114.5	91.1
NET RUSHES	481	404
NET YARDS PASSING	4534	3194
Avg. Per Game	283.4	199.6
Sacked/Yards Lost	21/137	52/364
Gross Yards	4671	3558
Att./Completions	588/402	559/321
Completion Pct.	68.4	57.4
Had Intercepted	11	16
PUNTS/AVERAGE	67/46.3	94/48.1
NET PUNTING AVG.	42.1	41.5
PENALTIES/YARDS	100/805	123/951
FUMBLES/BALL LOST	22/14	23/8
TOUCHDOWNS	57	32
Rushing	12	5
Passing	37	25
Returns	8	2

SCORE BY PERIODS	1	2	3	4	OT	PTS
BRONCOS	66	116	153	146	0	481
OPPONENTS	70	81	62	76	0	289

SCORING	TD	Ru	Pa	Ret	PAT	FG	\$	PTS
Prater	0	0	0	0	55/55	26/32	0	133
Decker	13	0	13	0	0/0	0/0	0	78
D.Thomas	10	0	10	0	0/0	0/0	0	60
Dreessen	5	0	5	0	0/0	0/0	0	30
Stokley	5	0	5	0	0/0	0/0	0	30
McGahee	4	4	0	0	0/0	0/0	1	26
Moreno	4	4	0	0	0/0	0/0	0	24
Harris	2	0	0	2	0/0	0/0	0	12
Hester	2	2	0	0	0/0	0/0	0	12
Tammie	2	0	2	0	0/0	0/0	0	12
Ball	2	1	1	0	0/0	0/0	0	12
T.Carter	2	0	0	2	0/0	0/0	0	12
Holliday	2	0	0	2	0/0	0/0	0	12
Hillman	1	1	0	0	0/0	0/0	0	6
Miller	1	0	0	1	0/0	0/0	0	6
Unrein	1	0	1	0	0/0	0/0	0	6
Porter	1	0	0	1	0/0	0/0	0	6
Adams	0	0	0	0	0/0	0/0	0	2
Dumervil	0	0	0	0	0/0	0/0	0	2
BRONCOS	57	12	37	8	55/55	26/32	1	481
OPPONENTS	32	5	25	2	29/29	22/25	0	289

2-PT. CONVERSIONS: McGahee 1, **BRONCOS 1-2, OPPONENTS 0-3**

SACKS: Miller 18.5, Dumervil 11.0, Wolfe 6.0, Woodyard 5.5, Harris 2.5, Ayers 2.0, Vickerson 2.0, Adams 1.0, Brooking 1.0, Moore 1.0, Trevathan 1.0, Mays 0.5, **BRONCOS 52.0, OPPONENTS 21.0**

FUM/LOST: McGahee 5/4, Holliday 5/1, D. Thomas 3/3, Manning 2/2, Hillman 2/1, Ball 1/1, Bolden 1/1, Moreno 1/1, Leonhard 1/0, Koppen 1/0

RECEIVING	No.	Yds.	Avg.	Long	TD
D.Thomas	94	1434	15.3	71t	10
Decker	85	1064	12.5	55	13
Tammie	52	555	10.7	36	2
Stokley	45	544	12.1	38t	5
Dreessen	41	356	8.7	30	5
McGahee	26	221	8.5	31	0
Moreno	21	167	8.0	26	0
Willis	10	90	9.0	19	0
Hillman	10	62	6.2	29	0
Ball	7	61	8.7	17	1
Green	5	63	12.6	28	0
Holliday	2	17	8.5	15	0
Caldwell	1	18	18.0	18	0
Gronkowski	1	11	11.0	11	0
Hester	1	7	7.0	7	0
Unrein	1	1	1.0	1t	1
BRONCOS	402	4671	11.6	71t	37
OPPONENTS	321	3558	11.1	61t	25

INTERCEPTIONS	No.	Yds.	Avg.	Long	TD
Harris	3	144	48.0	98t	2
Woodyard	3	40	13.3	25	0
T.Carter	2	55	27.5	40t	1
Bailey	2	18	9.0	18	0
Leonhard	2	0	0.0	0	0
Porter	1	43	43.0	43t	1
Miller	1	26	26.0	26t	1
Moore	1	23	23.0	23	0
Bruton	1	-2	-2.0	-2	0
BRONCOS	16	347	21.7	98t	5
OPPONENTS	11	218	19.8	80t	2

PUNTING	No.	Yds.	Avg.	Net	TB	In20	Long	B
Colquitt	67	3105	46.3	42.1	4	27	67	0
BRONCOS	67	3105	46.3	42.1	4	27	67	0
OPPONENTS	93	4524	48.1	41.9	7	35	68	1

PUNT RETURNS	No.	FC	Yds.	Avg.	Long	TD
Holliday	31	4	334	10.8	76t	1
Leonhard	15	16	89	5.9	16	0
Decker	2	0	22	11.0	13	0
BRONCOS	48	20	445	9.3	76t	1
OPPONENTS	33	17	203	6.2	40	0

KICKOFF RETURNS	No.	Yds.	Avg.	Long	TD
Bolden	14	270	19.3	33	0
Holliday	11	358	32.5	105t	1
Leonhard	1	18	18.0	18	0
Ball	1	0	0.0	0	0
Gronkowski	1	0	0.0	0	0
BRONCOS	28	646	23.1	105t	1
OPPONENTS	34	751	22.1	50	0

FIELD GOALS	1-19	20-29	30-39	40-49	50+
Prater	1/1	7/7	10/11	5/9	3/4
BRONCOS	1/1	7/7	10/11	5/9	3/4
OPPONENTS	0/0	7/7	6/7	6/8	3/3

PRATER: (26G)(/)(32G,23G,53G)(21G,43G,53G)(/)(/)(33G,33G)(43G)(53G,43N,27G)(55N,19G,30G,32G)(47N,33N,34G)(31G,47N)(43G,34G,20G,33G)(27G,36G,45N)(27G,41G)(42G)

OPPONENTS: (21G,35G)(37G,42G)(41G)(38G,24G)(23G)(32G)(/)(28G,46N,49G,41G)(43N)(/)(34G,22G,49G)(31G,50G,55G)(/)(45G)(27G,53G)(23G,33N)

PASSING	Att.	Comp.	Yds.	Comp.%	Yds/Att.	TD	TD%	Int	Int%	Long	Sack/Lost	Rating
Manning	583	400	4659	68.6%	8	37	6.3%	11	1.9%	71t	21/137	105.9
Osweller	4	2	12	50.0%	3	0	0.0%	0	0.0%	7	0/0	56.3
Prater	1	0	0	0.0%	0	0	0.0%	0	0.0%	0	0/0	39.6
BRONCOS	588	402	4671	68.4%	7.9	37	6.3%	11	1.9%	71t	21/137	105.3
OPPONENTS	559	321	3558	57.4%	6.4	25	4.5%	16	2.9%	61t	52/364	79.4

2012 DEFENSIVE STATS

(based on unofficial press box statistics)

	TD	UT	A	S-YDS	I-YDS	PD	FF	FR
1 Woodyard	114	70	44	5.5-47.5	3-40	6	1	1
2 Adams	80	60	20	1-2	0-0	11	2	2
3 Moore	71	59	12	1-3	1-23	7	0	1
4 Miller	68	55	13	18.5-129.5	1-26	2	6	0
5 Bailey	66	61	5	0-0	2-18	9	0	0
6 Harris	61	51	10	2.5-17.5	3-144	12	0	0
7 Brookings	54	33	21	1-8	0-0	0	1	0
Dumervil	54	32	22	11-83	0-0	1	6	0
9 Bannan	42	28	14	0-0	0-0	4	1	1
10 Vickerson	40	28	12	2-11	0-0	1	1	0
Wolfe	40	26	14	6-41	0-0	2	0	0
12 Trevathan	30	21	9	1-0	0-0	3	0	0
13 T. Carter	24	20	4	0-0	2-55	12	0	1
14 Porter	21	16	5	0-0	1-43	6	0	0
15 Unrein	20	12	8	0-0	0-0	0	0	1
16 Mays	19	7	12	0.5-3.5	0-0	0	0	0
17 Leinhardt	17	12	5	0-0	2-0	3	0	0
18 Ayers	16	8	8	2-18	0-0	2	0	0
19 Williams	14	10	4	0-0	0-0	1	0	0
20 Jackson	5	3	2	0-0	0-0	0	0	0
21 Bolden	4	4	0	0-0	0-0	1	0	0
22 Irving	3	1	2	0-0	0-0	1	0	0
23 Bruton	2	2	0	0-0	1-2	1	0	0
24 Siliga	1	1	0	0-0	0-0	0	0	0
Warren	1	1	0	0-0	0-0	0	0	0
TOTALS	867	621	246	52-364	16-347	85	18	7

2012 GAMES STARTED

OFFENSE

QB Manning, Peyton	16
RB McGahee, Willis	9
RB Moreno, Knowshon	6
WR Decker, Eric	15
WR Stokley, Brandon	9
WR Thomas, Demaryius	16
TE Dreessen, Joel	16
TE Green, Virgil	2
TE Tamme, Jacob	8
C Koppen, Dan	12
C Walton, J.D.	4
T Clady, Ryan	16
T Franklin, Orlando	16
G Beadles, Zane	16
G Kuper, Chris	5
G Ramirez, Manny	11

DEFENSE

DE Dumervil, Elvis	16
DE Wolfe, Derek	16
DT Bannan, Justin	16
DT Unrein, Mitch	2
DT Vickerson, Kevin	16
SLB Miller, Von	14
MLB Brookings, Keith	14
MLB Mays, Joe	4
WLB Woodyard, Wesley	1
CB Bailey, Champ	12
CB Harris, Chris	16
CB Porter, Tracy	4
S Adams, Mike	16
S Leonard, Jim	1
S Moore, Rahim	15

2012 COACHES

John Fox (Head Coach), **Jack Del Rio** (Defensive Coordinator), **Mike McCoy** (Offensive Coordinator), **Jeff Rodgers** (Special Teams Coordinator), **Claudio Bonine** (Tight Ends), **Keith Barnes** (Assistant Special Teams), **Brian Callahan** (Quality Control-Offense), **Mike Eubanks** (Asst. Strength & Conditioning), **Sam Garmon** (Assistant Secondary), **Adam Gase** (Quarterbacks), **Jason George** (Asst. Strength & Conditioning), **Anthony Lomando** (Asst. Strength & Conditioning), **Dave Magaz** (Offensive Line), **Ron Milus** (Secondary), **Luke Richesson** (Strength & Conditioning), **Jay Rodgers** (Defensive Line), **Richard Smith** (Linebackers), **Eric Studesville** (Running Backs), **Tyke Tolbert** (Wide Receivers), **Cory Undlin** (Quality Control-Defense).

2012 LEADERS / RANKINGS

INDIVIDUAL	PLAYER	NO.	AFC RANK	NFL RANK	NFL LEADER	NO.
Points	Prater	133	3	7	Gostkowski (NE)	153
Rushing Yards	McGahee	731	12	26	Peterson (MIN)	2,097
Passing Yards	Manning	4,659	2	6	Brees (NO)	5,177
Passer Rating	Manning	105.8	1	2	Rodgers (GB)	108.0
Receiving Yards	D. Thomas	1,434	2	4	Johnson (DET)	1,964
Receptions	D. Thomas	94	5	8	Johnson (DET)	122
Interceptions	Harris/Woodward	3	13	29	Jennings (CHI)	9
Sacks	Miller	18.5	2	3	Watt (HOU)	20.5
OFFENSE			AFC RANK	NFL RANK	NFL LEADER	NO.
Points Per Game		30.1	2	2	New England	34.8
Total Yards Per Game		397.9	2	4	New England	427.9
Yards Per Play		5.8	1	6	Washington	6.2
Rushing Yards Per Game		114.5	7	16	Washington	169.3
Net Passing Yards Per Game		283.4	2	5	New Orleans	312.3
DEFENSE			AFC RANK	NFL RANK	NFL LEADER	NO.
Points Per Game		18.1	1	4	Seattle	15.3
Total Yards Per Game		290.8	2	2	Pittsburgh	275.8
Yards Per Play		4.6	1	1	Denver	4.6
Rushing Yards Per Game		91.1	2	3	Tampa Bay	82.5
Net Passing Yards Per Game		199.6	3	3	Pittsburgh	185.2

2012 KEY AWARDS

Pro Bowl (7): CB Champ Bailey, G Zane Beadles, T Ryan Clady, DE Elvis Dumervil, QB Peyton Manning, LB Von Miller, WR Demaryius Thomas.
AP All-Pro (4): T Ryan Clady (first team), QB Peyton Manning (first team), LB Von Miller (first team), CB Champ Bailey (second team).
AP Comeback Player of the Year: QB Peyton Manning. **FedEx Air Player of the Year:** QB Peyton Manning.

2012 NFL STANDINGS

AFC EAST

Team	W	L	T	Pct	PF	PA
y-New England	12	4	0	.750	557	331
Miami	7	9	0	.438	288	317
New York Jets	6	10	0	.375	281	375
Buffalo	6	10	0	.375	344	435

AFC NORTH

Team	W	L	T	Pct	PF	PA
y-Baltimore	10	6	0	.625	398	344
x-Cincinnati	10	6	0	.625	391	320
Pittsburgh	8	8	0	.500	336	314
Cleveland	5	11	0	.313	302	368

AFC SOUTH

Team	W	L	T	Pct	PF	PA
y-Houston	12	4	0	.750	416	331
x-Indianapolis	11	5	0	.688	357	387
Tennessee	6	10	0	.375	330	471
Jacksonville	2	14	0	.125	255	444

AFC WEST

Team	W	L	T	Pct	PF	PA
*y-Denver	13	3	0	.813	481	289
San Diego	7	9	0	.438	350	350
Oakland	4	12	0	.250	290	443
Kansas City	2	14	0	.125	211	425

NFC EAST

Team	W	L	T	Pct	PF	PA
y-Washington	10	6	0	.625	436	388
New York Giants	9	7	0	.563	429	344
Dallas	8	8	0	.500	376	400
Philadelphia	4	12	0	.250	280	444

NFC NORTH

Team	W	L	T	Pct	PF	PA
y-Green Bay	11	5	0	.688	433	336
x-Minnesota	10	6	0	.625	379	348
Chicago	10	6	0	.625	375	277
Detroit	4	12	0	.250	372	437

NFC SOUTH

Team	W	L	T	Pct	PF	PA
*y-Atlanta	13	3	0	.813	419	299
Carolina	7	9	0	.438	357	363
New Orleans	7	9	0	.438	461	454
Tampa Bay	7	9	0	.438	389	394

NFC WEST

Team	W	L	T	Pct	PF	PA
y-San Francisco	11	4	1	.719	397	273
x-Seattle	11	5	0	.688	412	245
St. Louis	7	8	1	.469	299	348
Arizona	5	11	0	.313	250	357

x - Playoffs; y - Division Title; z - First-round Bye; * - Home-field Advantage

WILD CARD PLAYOFF GAMES

1/5 - at Houston 19, Cincinnati 13
 1/6 - at Green Bay 24, Minnesota 10
 1/6 - at Baltimore 24, Indianapolis 9
 1/6 - Seattle 24, at Washington 14

DIVISIONAL PLAYOFF GAMES

1/12 - Baltimore 38, at Denver 35 (OT)
 1/12 - at San Francisco 45, Green Bay 31
 1/13 - at Atlanta 30, Seattle 28
 1/13 - at New England 41, Houston 28

CONFERENCE CHAMPIONSHIPS

1/20 - San Francisco 28, at Atlanta 24
 1/20 - Baltimore 28, at New England 13

SUPER BOWL XLVII (NEW ORLEANS)

2/3 - Baltimore 34, San Francisco 31

2011 FINAL STATISTICS (8-8)

Head Coach: John Fox AFC West: 1st Home Stadium: Sports Authority Field at Mile High

Date	W-L	Score	Opponent	Attendance	RUSHING	No.	Yds.	Avg.	Long	TD
Sept 12	L	20-23	Oakland	75,671	McGahee	249	1199	4.8	60t	4
Sept 18	W	24-22	Cincinnati	73,281	Tebow	122	660	5.4	32	6
Sept 25	L	14-17	at Tennessee	69,143	Ball	96	402	4.2	34	1
Oct 2	L	23-49	at Green Bay	70,529	Moreno	37	179	4.8	24	0
Oct 9	L	24-29	San Diego	74,895	J.Johnson	14	77	5.5	25	0
Oct 23	W	18-15	at Miami (OT)	63,800	Royal	7	48	6.9	11	0
Oct 30	L	10-45	Detroit	74,977	Larsen	14	44	3.1	6	0
Nov 6	W	38-24	at Oakland	58,125	Orton	5	17	3.4	13	0
Nov 13	W	17-10	at Kansas City	72,908	D.Thomas	1	5	5.0	5	0
Nov 17	W	17-13	New York Jets	74,746	Decker	1	1	1.0	1	0
Nov 27	W	16-13	at San Diego (OT)	64,436	BRONCOS	546	2632	4.8	60t	11
Dec 4	W	35-32	at Minnesota	62,939	OPPONENTS	488	2021	4.1	47	11
Dec 11	W	13-10	Chicago (OT)	76,487	RECEIVING	No.	Yds.	Avg.	Long	TD
Dec 18	L	23-41	New England	76,556	Decker	44	612	13.9	56t	8
Dec 24	L	14-40	at Buffalo	45,112	D.Thomas	32	551	17.2	47	4
Jan 1	L	3-7	Kansas City	76,005	Lloyd	19	283	14.9	44	0

TEAM STATISTICS	Den	Opp
TOTAL FIRST DOWNS	286	315
Rushing	129	101
Passing	130	182
Penalty	27	32
3RD DOWN: MADE/ATT	66/214	73/218
3rd Down Pct.	30.8	33.5
4TH DOWN: MADE/ATT	3/13	3/9
4th Down Pct.	23.1	33.3
POSSESSION AVG.	28:51	31:09
TOTAL NET YARDS	5066	5725
Avg. Per Game	316.6	357.8
Total Plays	1017	1063
Avg. Per Play	5.0	5.4

NET YARDS RUSHING	Den	Opp
Avg. Per Game	2632	2021
Total Rushes	164.5	126.3
NET YARDS PASSING	2434	3704
Avg. Per Game	152.1	231.5
Sacked/Yards Lost	42/274	41/283
Gross Yards	2708	3987
Att./Completions	429/217	534/333
Completion Pct.	50.6	62.4
Had Intercepted	13	9
PUNTS/AVERAGE	101/47.4	92/47.3
NET PUNTING AVG.	40.2	38.2
PENALTIES/YARDS	101/842	99/845
FUMBLES/BALL LOST	30/17	19/9
TOUCHDOWNS	36	42
Rushing	11	11
Passing	20	24
Returns	5	7

SCORE BY PERIODS	1	2	3	4	OT	PTS
BRONCOS	74	33	75	118	9	309
OPPONENTS	52	154	91	93	0	390

SCORING	TD	Ru	Pa	Ret	PAT	FG	S	PTS
Prater	0	0	0	0	30/30	19/25	0	87
Decker	9	0	8	1	0/0	0/0	0	54
Tebow	6	6	0	0	0/0	0/0	0	40
McGahee	5	4	1	0	0/0	0/0	0	32
D.Thomas	4	0	4	0	0/0	0/0	0	24
Fells	3	0	3	0	0/0	0/0	0	18
Royal	2	0	1	1	0/0	0/0	0	12
Ball	2	1	1	0	0/0	0/0	0	12
Moreno	1	0	1	0	0/0	0/0	0	6
Vaughn	1	0	0	1	0/0	0/0	0	6
Goodman	1	0	0	1	0/0	0/0	0	6
Haggan	1	0	0	1	0/0	0/0	0	6
Willis	1	0	1	0	0/0	0/0	0	6
BRONCOS	36	11	20	5	30/30	19/25	0	309
OPPONENTS	42	11	24	7	40/40	32/39	0	390

2-PT. CONVERSIONS: Tebow 2, McGahee 1, BRONCOS 3-6, OPPONENTS 0-2

SACKS: Miller 11.5, Dumervil 9.5, Williams 5.0, McBean 4.0, Dawkins 3.0, Ayers 3.0, Wilhite 2.0, Hunter 1.0, Q.Carter 1.0, BRONCOS 40.0, OPPONENTS 41.0

FUM/Lost: Tebow 13/6, McGahee 4/3, Ball 2/2, Orton 2/2, Cosby 2/1, Fells 2/1, Decker 1/1, Moreno 1/1, Goodman 1/1, Lloyd 1/0

PASSING	Att.	Comp.	Yds.	Comp.%	Yds/Att.	TD	TD%	Int	Int%	Long	Sack/Lost	Rating
Tebow	271	126	1729	46.5%	6.4	12	4.4%	6	2.2%	56t	33/225	72.9
Orton	155	91	979	58.7%	6.3	8	5.2%	7	4.5%	52t	9/49	75.7
Colquitt	1	0	0	0.0%	0.0	0	0.0%	0	0.0%	0	0/0	39.6
Decker	1	0	0	0.0%	0.0	0	0.0%	0	0.0%	0	0/0	39.6
D.Thomas	1	0	0	0.0%	0.0	0	0.0%	0	0.0%	0	0/0	39.6
BRONCOS	429	217	2708	50.6%	6.3	20	4.7%	13	3.0%	56t	42/274	73.4
OPPONENTS	534	333	3987	62.4%	7.5	24	4.5%	9	1.7%	84	41/283	93.1

INTERCEPTIONS	No.	Yds.	Avg.	Long	TD
Goodman	2	46	23.0	26t	1
Bailey	2	0	0.0	0	0
Vaughn	1	55	55.0	55t	1
Moore	1	18	18.0	18	0
Haggan	1	16	16.0	16t	1
C.Harris	1	15	15.0	15	0
Wilhite	1	2	2.0	2	0
BRONCOS	9	152	16.9	55t	3
OPPONENTS	13	276	21.2	100t	3

PUNTING	No.	Yds.	Avg.	Net	TB	In20	Long	B
Colquitt	101	4783	47.4	40.2	7	33	66	0
BRONCOS	101	4783	47.4	40.2	7	33	66	0
OPPONENTS	92	4350	47.3	38.2	12	30	77	0

PUNT RETURNS	No.	FC	Yds.	Avg.	Long	TD
Cosby	27	9	269	10.0	30	0
Royal	12	9	194	16.2	85t	1
Decker	6	1	133	22.2	90t	1
Goodman	1	0	0	0.0	0	0
Willis	1	0	0	0.0	0	0
BRONCOS	47	19	596	12.7	90t	2
OPPONENTS	51	27	585	11.5	80t	1

KICKOFF RETURNS	No.	Yds.	Avg.	Long	TD
Cosby	17	457	26.9	63	0
Willis	8	163	20.4	29	0
Vaughn	7	210	30.0	67	0
Royal	3	47	15.7	20	0
Decker	2	50	25.0	34	0
Fells	1	20	20.0	20	0
Ball	1	9	9.0	9	0
BRONCOS	39	956	24.5	67	0
OPPONENTS	20	491	24.6	40	0

FIELD GOALS	1-19	20-29	30-39	40-49	50+
Prater	0/0	5/6	8/8	3/7	3/4
BRONCOS	0/0	5/6	8/8	3/7	3/4
OPPONENTS	0/0	12/12	9/10	6/9	5/8

PRATER: (286.56N.30G)(34G)(127G)(35G)(49N.43N.52G)(39G)(43N.43G)(38G.41N)(37G)(41G.24G.37G)(46G.23G)(288.59G.51G)(26G)(138G)

OPPONENTS: (45G.21G.63G)(45G.37G.23G)(46G)(124G.32G.28G.51G.35G)(38G.36G.43G)(50G)(48G)(32G)(52N.21G.61N.45G)(53G.25G.48N.53N)(40G.25G.39G)(57G)(21G.34G)(45N.31N.28G.25G.25G.29G)(1)

2011 DEFENSIVE STATS

(based on unofficial press box statistics)

	TT	UT	A	S-YDS	I-YDS	PD	FF	FR
1 Williams	90	70	20	5-38	0-0	2	3	1
2 Woodyard	87	60	27	0-0	0-0	2	1	0
3 Mays	74	63	11	0-0	0-0	2	0	0
4 C. Harris	65	56	9	0-0	1-15	6	0	0
5 Miller	64	50	14	11.5-77	0-0	4	2	0
6 Dawkins	51	38	13	3-38	0-0	6	1	0
7 Q. Carter	49	41	8	1-4	0-0	0	0	0
8 Goodman	49	41	8	0-0	2-46	10	0	1
9 Bunkley	43	33	10	0-0	0-0	0	0	0
M. Thomas	43	29	14	0-0	0-0	1	0	1
11 Dumervil	42	31	11	9.5-63	0-0	1	0	1
12 Bailey	39	35	4	0-0	2-0	10	1	0
Ayers	39	25	14	3-12	0-0	2	1	1
14 McBean	33	19	14	4-10	0-0	0	0	0
15 Moore	31	28	3	0-0	1-18	2	0	1
16 Wilhite	26	23	3	2-18	1-2	2	0	0
17 Haggan	21	12	9	0-0	1-16	1	0	0
18 Hunter	20	16	4	1-6	0-0	1	1	1
19 Vaughn	19	15	4	0-0	1-55	4	0	0
20 Bruton	12	12	0	0-0	0-0	3	0	0
21 Unrein	7	5	2	0-0	0-0	0	0	0
22 Vickerson	4	2	2	0-0	0-0	0	0	0
Harvey	4	2	2	0-0	0-0	0	0	1
24 TEAM	3	3	0	0-0	0-0	0	0	0
25 McCarthy	2	2	0	0-0	0-0	0	0	0
26 Cosby	1	1	0	0-0	0-0	0	0	0
TOTALS	918	713	205	40-266	9-152	59	10	7

2011 GAMES STARTED

OFFENSE

QB Orton, Kyle	5	DE Ayers, Robert	13
QB Tebow, Tim	11	DE Dumervil, Elvis	14
RB McGahee, Willis	14	DE Hunter, Jason	2
RB Moreno, Knowshon	2	DL McBean, Ryan	3
FB Larsen, Spencer	6	DT Bunkley, Brodrick	13
WR Decker, Eric	13	DT Thomas, Marcus	11
WR Lloyd, Brandon	4	DT Vickerson, Kevin	4
WR Royal, Eddie	8	SLB Haggan, Mario	1
WR Thomas, Demaryius	5	SLB Miller, Von	15
TE Clark, Chris	6	MLB Mays, Joe	12
TE Fells, Daniel	15	WLB Williams, D.J.	13
TE Green, Virgil	3	LB Woodyard, Wesley	7
TEFB Rosario, Dante	3	CB Bailey, Champ	13
TE Thomas, Julius	3	CB Goodman, André	16
C Walton, J.D.	16	CB Vaughn, Cassius	3
T Clady, Ryan	16	DB Harris, Chris	4
T Franklin, Orlando	16	DB Wilhite, Jonathan	2
G Beadles, Zane	16	S Bruton, David	1
G Kuper, Chris	16	S Carter, Quinton	10
		S Dawkins, Brian	12
		S Moore, Rahim	7

2011 COACHES

John Fox (Head Coach), **Dennis Allen** (Defensive Coordinator), **Mike McCoy** (Offensive Coordinator), **Jeff Rodgers** (Special Teams Coordinator), **Clancy Barone** (Tight Ends), **Keith Burns** (Assistant Special Teams), **Brian Callahan** (Quality Control-Offense), **Adam Gase** (Quarterbacks), **Sam Games** (Assistant Secondary), **Justin Lovett** (Strength & Conditioning Assistant), **Dave Magaz** (Offensive Line), **Ron Milus** (Secondary), **Wayne Nunnelly** (Defensive Line), **Jay Rodgers** (Quality Control-Defense), **Greg Saporita** (Strength & Conditioning Assistant), **Richard Smith** (Linebackers), **Eric Studesville** (Running Backs), **Tyke Tolbert** (Wide Receivers), **Rich Tuten** (Strength & Conditioning).

2011 LEADERS / RANKINGS

INDIVIDUAL	PLAYER	NO.	AFC RANK	NFL RANK	NFL LEADER	NO.
Points	Prater	87	17	35	Akers (SF)	166
Rushing Yards	McGahee	1,199	4	8	Jones-Drew (JAC)	1,606
Passing Yards	Tebow	1,729	14	31	Brees (NO)	5,476
Passer Rating	Tebow	72.9	14	27	Rodgers (GB)	122.5
Receiving Yards	Decker	612	32	70	Johnson (DET)	1,681
Receptions	Decker	44	42	85	Walker (NE)	122
Interceptions	Bailey/Goodman	2	23	63	Three players	7
Sacks	Miller	11.5	31	9	Allen (MIN)	22.0
OFFENSE		NO.	AFC RANK	NFL RANK	NFL LEADER	NO.
Points Per Game		19.3	12	25	Green Bay	35.0
Total Yards Per Game		316.6	11	23	New Orleans	467.1
Yards Per Play		5.0	11	25	New Orleans	6.7
Rushing Yards Per Game		164.5	1	1	Denver	164.5
Net Passing Yards Per Game		152.1	15	31	New Orleans	334.2
DEFENSE		NO.	AFC RANK	NFL RANK	NFL LEADER	NO.
Points Per Game		24.4	13	24	Pittsburgh	14.2
Total Yards Per Game		357.8	12	20	Pittsburgh	271.8
Yards Per Play		5.4	11	29	Pittsburgh	4.5
Rushing Yards Per Game		126.3	10	20	San Francisco	77.3
Net Passing Yards Per Game		231.5	12	18	Pittsburgh	171.9

2011 KEY AWARDS

Pro Bowl (6): CB Champ Bailey, T Ryan Clady, S Brian Dawkins, OLB Elvis Dumervil, RB Willis McGahee, LB Von Miller.

2011 NFL STANDINGS

AFC EAST

Team	W	L	T	Pct	PF	PA
*yz-New England	13	3	0	.813	513	342
New York Jets	8	8	0	.500	377	363
Miami	6	10	0	.375	329	313
Buffalo	6	10	0	.375	372	434

AFC NORTH

Team	W	L	T	Pct	PF	PA
yz-Baltimore	12	4	0	.750	378	266
x-Pittsburgh	12	4	0	.750	325	227
x-Cincinnati	9	7	0	.563	344	323
Cleveland	4	12	0	.250	218	307

AFC SOUTH

Team	W	L	T	Pct	PF	PA
y-Houston	10	6	0	.625	381	278
Tennessee	9	7	0	.563	325	317
Jacksonville	5	11	0	.313	243	329
Indianapolis	2	14	0	.125	243	430

AFC WEST

Team	W	L	T	Pct	PF	PA
y-Denver	8	8	0	.500	309	390
San Diego	8	8	0	.500	406	377
Oakland	8	8	0	.500	359	433
Kansas City	7	9	0	.438	212	338

NFC EAST

Team	W	L	T	Pct	PF	PA
y-New York Giants	9	7	0	.563	394	400
Philadelphia	8	8	0	.500	396	328
Dallas	8	8	0	.500	369	347
Washington	5	11	0	.313	288	367

NFC NORTH

Team	W	L	T	Pct	PF	PA
*yz-Green Bay	15	1	0	.938	560	359
x-Detroit	10	6	0	.625	474	387
Chicago	8	8	0	.500	353	341
Minnesota	3	13	0	.188	340	449

NFC SOUTH

Team	W	L	T	Pct	PF	PA
y-New Orleans	13	3	0	.813	547	339
x-Atlanta	10	6	0	.625	402	350
Carolina	6	10	0	.375	406	429
Tampa Bay	4	12	0	.250	287	494

NFC WEST

Team	W	L	T	Pct	PF	PA
yz-San Francisco	13	3	0	.813	380	229
Arizona	8	8	0	.500	312	348
Seattle	7	9	0	.438	321	315
St. Louis	2	14	0	.125	193	407

x - Playoffs; y - Division Title; z - First-round Bye; * - Home-field Advantage

WILD CARD PLAYOFF GAMES

1/7 - at Houston 31, Cincinnati 10
1/7 - at New Orleans 45, Detroit 28
1/8 - New York Giants 24, at Atlanta 2
1/8 - at Denver 29, Pittsburgh 23 (OT)

DIVISIONAL PLAYOFF GAMES

1/14 - at San Francisco 36, New Orleans 32
1/14 - at New England 45, Denver 10
1/15 - at Baltimore 20, Houston 13
1/15 - New York Giants 37, at Green Bay 20

CONFERENCE CHAMPIONSHIPS

1/22 - at New England 23, Baltimore 20
1/22 - New York Giants 20, at San Francisco 17

SUPER BOWL XLVI (INDIANAPOLIS)

2/5 - New York Giants 21, New England 17

2010 FINAL STATISTICS (4-12)

Head Coach: Josh McDaniels (12) / Eric Studesville (4) AFC West: 4th Home Stadium: INVESCO Field at Mile High

Date	W-L	Score	Opponent	Attendance	RUSHING	No.	Yds.	Avg.	Long	TD
Sept 12	L	17-24	at Jacksonville	63,636	Moreno	182	779	4.3	35	5
Sept 19	W	31-14	Seattle	75,130	Tebow	43	227	5.3	40t	6
Sept 26	L	13-27	Indianapolis	76,401	Ball	41	158	3.9	19	0
Oct 3	W	26-20	at Tennessee	69,143	Buckhalter	59	147	2.5	13	2
Oct 10	L	17-31	at Baltimore	71,246	Orton	22	98	4.5	14	0
Oct 17	L	20-24	N.Y. Jets	75,982	Maroney	36	74	2.1	13	0
Oct 24	L	14-59	Oakland	75,835	Royal	6	61	10.2	20	0
Oct 31	L	16-24	at San Francisco (London)	83,941	Larsen	3	18	6.0	14	0
Nov 14	W	49-29	Kansas City	75,334	D.Thomas	2	1	0.5	1	0
Nov 22	L	14-35	at San Diego	68,482	Colquitt	1	0	—	0	0
Nov 28	L	33-36	St. Louis	72,736	Brown	2	-1	-0.5	0	0
Dec 5	L	6-10	at Kansas City	67,267	Lloyd	1	-18	-18.0	-18	0
Dec 12	L	13-43	at Arizona	62,223	BRONCOS	398	1544	3.9	40t	13
Dec 19	L	23-39	at Oakland	44,246	OPPONENTS	531	2473	4.7	71t	26
Dec 26	W	24-23	Houston	73,691	RECEIVING	No.	Yds.	Avg.	Long	TD
Jan 2	L	28-33	San Diego	74,155	Lloyd	77	1448	18.8	71	11

TEAM STATISTICS	Den	Opp
TOTAL FIRST DOWNS	309	334
Rushing	81	126
Passing	204	184
Penalty	24	24
3RD DOWN: MADE/ATT	67/207	80/209
3rd Down Pct.	32.4	38.3
4TH DOWN: MADE/ATT	6/19	10/16
4th Down Pct.	31.6	62.5
POSSESSION AVG.	28:09	31:51
TOTAL NET YARDS	5582	6253
Avg. Per Game	348.9	390.8
Total Plays	1018	1056
Avg. Per Play	5.5	5.9

NET YARDS RUSHING	1544	2473
Avg. Per Game	96.5	154.6
Total Rushes	398	531
NET YARDS PASSING	4038	3780
Avg. Per Game	252.4	236.3
Sacked/Yards Lost	40/269	23/156
Gross Yards	4307	3936
Att./Completions	580/334	502/297
Completion Pct.	57.6	59.2
Had Intercepted	12	10
PUNTS/AVERAGE	86/44.6	73/43.4
NET PUNTING AVG.	36.6	37.1
PENALTIES/YARDS	98/944	98/921
FUMBLES/BALL LOST	29/15	22/8
TOUCHDOWNS	40	55
Rushing	13	26
Passing	25	26
Returns	2	3

SCORE BY PERIODS	1	2	3	4	OT	PTS
BRONCOS	69	77	78	120	0	344
OPPONENTS	85	143	104	139	0	471

SCORING	TD	Ru	Pa	Ret	PAT	FG	S	PTS
Prater	0	0	0	0	28/29	16/18	0	76
Lloyd	11	0	11	0	0/0	0/0	0	66
Moreno	8	5	3	0	0/0	0/0	0	48
Tebow	6	6	0	0	0/0	0/0	0	36
Hauschka	0	0	0	0	10/10	6/7	0	28
Buckhalter	4	2	2	0	0/0	0/0	0	24
Royal	3	0	3	0	0/0	0/0	0	18
Gaffney	2	0	2	0	0/0	0/0	0	12
Thomas	2	0	2	0	0/0	0/0	0	12
Hunter	1	0	0	1	0/0	0/0	0	6
Larsen	1	0	1	0	0/0	0/0	0	6
Vaughn	1	0	0	1	0/0	0/0	0	6
Decker	1	0	1	0	0/0	0/0	0	6
BRONCOS	40	13	25	2	38/39	22/25	0	344
OPPONENTS	55	26	26	3	52/53	29/36	0	471

2-PT. CONVERSIONS: BRONCOS 0-1, OPPONENTS 0-2

SACKS: D. Williams 5.5, Haggan 5.0, Hunter 3.0, Dawkins 2.0, Vickerson 2.0, Ayers 1.5, Woodyard 1.0, Bailey 1.0, **BRONCOS 23.0**, **OPPONENTS 40.0**

FUM/Lost: Orton 4/4, Royal 4/2, Moreno 3/2, Thomas 3/2, Buckhalter 1/1, Thompson 3/1, Walton 1/1, Decker 3/1, Cox 1/1

INTERCEPTIONS	No.	Yds.	Avg.	Long	TD
Hill	2	67	33.5	36	0
Thompson	2	20	10.0	18	0
Bailey	2	0	—	0	0
Cox	1	15	15.0	15	0
Hunter	1	14	14.0	14	0
Vickerson	1	4	4.0	4	0
Dawkins	1	-2	-2.0	-2	0
BRONCOS	10	118	11.8	36	0
OPPONENTS	12	255	21.3	44	1

PUNTING	No.	Yds.	Avg.	Net	TB	In20	Long	B
Colquitt	86	3835	44.6	36.6	7	19	63	0
BRONCOS	86	3835	44.6	36.6	7	19	63	0
OPPONENTS	73	3169	43.4	37.1	7	27	61	0

PUNT RETURNS	No.	FC	Yds.	Avg.	Long	TD
Royal	25	12	298	11.9	33	0
Thompson	3	2	18	6.0	10	0
Cox	3	1	7	2.3	4	0
BRONCOS	31	15	323	10.4	33	0
OPPONENTS	50	17	550	11	63	0

KICKOFF RETURNS	No.	Yds.	Avg.	Long	TD
Decker	22	556	25.3	51	0
D.Thomas	16	398	24.9	65	0
Cox	9	172	19.1	30	0
Royal	5	107	21.4	33	0
Larsen	3	44	14.7	19	0
Vaughn	2	125	62.5	97t	1
Ball	2	33	16.5	18	0
BRONCOS	59	1435	24.3	97t	1
OPPONENTS	51	1259	24.7	98t	1

FIELD GOALS	1-19	20-29	30-39	40-49	50+
Prater	0/0	3/3	7/7	4/5	2/3
Hauschka	0/0	1/1	3/3	2/3	0/0
BRONCOS	0/0	4/4	10/10	6/8	2/3
OPPONENTS	0/0	3/3	10/11	11/13	5/9

PRATER: (54G)(20G)(25G,34G)(36G,36G,35G,36G)(38G)(59G,49N,48G)(32G)(58N)(49G,40G)(25G,41G) HAUSCHKA: (32G,40N,30G)(46G,35G,45G)(27G)(1)

OPPONENTS: (45G)(38G,33G)(35N,55G,46G)(37G)(56G)(31G)(34G,52N)(52N,40G)(52N)(28G,37G,45N,26G)(47G)(36G,48G,55G,49N,49G)(49G,35G,47G)(34G,54G,57G)(42G,45G,47G,37G,53N)

PASSING	Att.	Comp.	Yds.	Comp.%	Yds/Att.	TD	TD%	Int	Int%	Long	Sack/Lost	Rating
Orton	498	293	3653	58.8%	7.3	20	4.0%	9	1.8%	71	34/243	87.5
Tebow	82	41	654	50.0%	8.0	5	6.1%	3	3.7%	50	6/26	82.1
BRONCOS	580	334	4307	57.6%	7.4	25	4.3%	12	2.1%	71	40/269	86.8
OPPONENTS	502	297	3936	59.2%	7.8	26	5.2%	10	2.0%	73t	23/156	93.0

2010 DEFENSIVE STATS

(based on unofficial press box statistics)

	UT	TT	A	S-YDS	I-YDS	PD	FF	FR
1 D.Williams	119	94	25	5.5-28.5	0-0	9	1	1
2 Haggan	87	75	12	5-45	0-0	1	2	1
3 Dawkins	66	55	11	2-12	1-2	5	2	0
4 Hill	63	54	9	0-0	2-67	4	1	1
5 Hunter	58	47	11	3-30	1-14	2	1	2
6 Cox	55	54	1	0-0	1-15	14	2	0
7 Jones	51	43	8	0-0	0-0	3	0	0
8 J.Williams	47	31	16	0-0	0-0	1	0	0
9 Bailey	45	41	4	1-9	2-0	13	0	0
10 Vickerson	42	33	9	2-4	1-4	3	1	0
11 Ayers	39	32	7	1.5-6.5	0-0	1	0	0
12 M.Thomas	36	30	6	1-3	0-0	1	0	0
13 Bannan	35	25	10	1-8	0-0	4	1	0
14 Mays	31	26	5	0-0	0-0	1	0	0
15 Woodyard	23	20	3	1-10	0-0	0	0	0
16 Fields	22	14	8	0-0	0-0	0	0	0
17 McBean	18	12	6	0-0	0-0	0	0	1
18 Goodman	17	17	0	0-0	0-0	8	0	0
19 McBath	15	15	0	0-0	0-0	1	0	0
20 Bruton	14	12	2	0-0	0-0	1	0	0
21 Thompson	10	7	3	0-0	2-20	4	0	0
22 Moss	3	2	1	0-0	0-0	0	0	0
23 Vaughn	3	3	0	0-0	0-0	0	0	0
24 McCarthy	2	1	0	0-0	0-0	0	0	0
25 Alexander	1	1	0	0-0	0-0	1	0	0
Royal	1	1	0	0-0	0-0	0	0	0
TOTALS	904	746	158	23-156	10-118	77	12	6

2010 GAMES STARTED

OFFENSE		DEFENSE	
QB Orton, Kyle	13	DL Bannan, Justin	16
QB Tebow, Tim	3	DE McBean, Ryan	4
RB Maroney, Laurence	3	DE Vickerson, Kevin	12
RB Moreno, Knowshon	13	DL Thomas, Marcus	2
FB Larsen, Spencer	5	NT Williams, Jamal	16
WR Gaffney, Jabar	11	ILB Mays, Joe	4
WR Lloyd, Brandon	11	ILB Williams, D.J.	15
WR Royal, Eddie	10	ILB Woodyard, Wesley	3
WR Thomas, Demaryius	2	LB Haggan, Mario	16
TE Graham, Daniel	16	OLB Ayers, Robert	10
TE/FB Gronkowski, Dan	4	OLB Hunter, Jason	12
TE Quinn, Richard	4	CB Bailey, Champ	15
C Walton, J.D.	16	CB Cox, Perrish	9
T Clady, Ryan	16	CB Goodman, André	8
T Harris, Ryan	10	DB Jones, Nate	3
G/T Beadles, Zane	14	S Bruton, David	2
G Daniels, Stanley	4	S Dawkins, Brian	11
G/TE Hochstein, Russ	6	S Hill, Renaldo	16
K Kuper, Chris	15	S McBath, Darcel	1

2010 COACHES

Josh McDaniels (Head Coach - First 12 Gms.), **Don Martindale** (Defensive Coordinator), **Mike McCoy** (Offensive Coordinator), **Mike Priefer** (Special Teams Coordinator), **Brian Aulerman** (Defensive Assistant), **Clancy Barone** (Offensive Line), **Keith Burns** (Assistant Special Teams), **Brian Callahan** (Coaching Assistant), **Ed Donatelli** (Secondary), **Adam Gase** (Wide Receivers), **Bob Lipecheshky** (Tight Ends), **Justin Lovett** (Strength & Conditioning Assistant), **Ben McDaniels** (Quarterbacks), **Wayne Nunneley** (Defensive Line), **Roman Phifer** (Assistant Linebackers), **Jay Rodgers** (Coaching Assistant), **Greg Saporta** (Strength & Conditioning Assistant), **Eric Stutesville** (Running Backs / Head Coach - Final 4 Gms.), **Mark Thewes** (V.P. of Team Admin./Asst. to Head Coach), **Rich Tulen** (Strength & Conditioning), **Bob Wylie** (Assistant Offensive Line).

2010 LEADERS / RANKINGS

INDIVIDUAL	PLAYER	NO.	AFC RANK	NFL RANK	NFL LEADER	NO.
Points	Prater	76	13	28	Akers (PHI)	143
Rushing Yards	Moreno	779	14	24	Foster (HOU)	1,616
Passing Yards	Orton	3,653	6	10	Rivers (SD)	4,710
Passer Rating	Orton	87.5	9	15	Brady (NE)	111.0
Receiving Yards	Lloyd	1,448	1	1	Lloyd (DEN)	1,448
Receptions	Lloyd	77	7	15	White (ATL)	115
Interceptions	Bailey/Hill/Thompson	2	24	58	Reed (BAL)	8
Sacks	D.Williams	5.5	22	49	Ware (DAL)	15.5
OFFENSE		NO.	AFC RANK	NFL RANK	NFL LEADER	NO.
Points Per Game		21.5	12	19	New England	32.4
Total Yards Per Game		348.9	8	13	San Diego	395.6
Yards Per Play		5.5	6	12	San Diego	6.1
Rushing Yards Per Game		96.5	14	26	Kansas City	164.2
Net Passing Yards Per Game		252.4	4	7	Indianapolis	288.1
DEFENSE		NO.	AFC RANK	NFL RANK	NFL LEADER	NO.
Points Per Game		29.4	16	32	Pittsburgh	14.5
Total Yards Per Game		390.8	16	32	San Diego	271.6
Yards Per Play		5.9	14	29	Pittsburgh	4.6
Rushing Yards Per Game		154.6	15	31	Pittsburgh	62.8
Net Passing Yards Per Game		256.3	12	25	San Diego	177.8

2010 KEY AWARDS

Pro Bowl (2): CB Champ Bailey, WR Brandon Lloyd. **AP All-Pro (1):** WR Brandon Lloyd (second team).

2010 NFL STANDINGS

AFC EAST

Team	W	L	T	Pct	PF	PA
*yz-New England	11	2	0	.875	518	313
x-New York Jets	14	5	0	.688	367	304
Miami	7	9	0	.438	273	333
Buffalo	4	12	0	.250	283	425

AFC NORTH

Team	W	L	T	Pct	PF	PA
yz-Pittsburgh	12	4	0	.750	375	232
x-Baltimore	12	4	0	.750	357	270
Cleveland	5	11	0	.313	271	332
Cincinnati	4	12	0	.250	322	395

AFC SOUTH

Team	W	L	T	Pct	PF	PA
y-Indianapolis	10	6	0	.625	435	388
Jacksonville	8	8	0	.500	353	419
Houston	6	10	0	.375	390	427
Tennessee	6	10	0	.375	356	339

AFC WEST

Team	W	L	T	Pct	PF	PA
y-Kansas City	10	6	0	.625	366	326
San Diego	9	7	0	.563	441	322
Oakland	8	8	0	.500	410	371
Denver	4	12	0	.250	344	471

NFC EAST

Team	W	L	T	Pct	PF	PA
y-Philadelphia	10	6	0	.625	439	377
New York Giants	10	6	0	.625	394	347
Dallas	6	10	0	.375	394	436
Washington	6	10	0	.375	302	377

NFC NORTH

Team	W	L	T	Pct	PF	PA
yz-Chicago	11	5	0	.688	334	286
x-Green Bay	10	6	0	.625	388	240
Detroit	6	10	0	.375	362	369
Minnesota	6	10	0	.375	281	348

NFC SOUTH

Team	W	L	T	Pct	PF	PA
*yz-Atlanta	13	3	0	.813	414	288
x-New Orleans	11	5	0	.688	384	307
Tampa Bay	10	6	0	.625	341	317
Carolina	2	14	0	.125	196	408

NFC WEST

Team	W	L	T	Pct	PF	PA
y-Seattle	7	9	0	.438	310	407
St. Louis	7	9	0	.438	289	328
San Francisco	6	10	0	.375	305	346
Arizona	5	11	0	.313	289	434

x - Playoffs; y - Division Title; z - First-round Bye; * - Home-field Advantage

WILD CARD PLAYOFF GAMES

- 1/8 - Seattle 41, at New Orleans 36
- 1/8 - New York Jets 17, at Indianapolis 16
- 1/9 - Green Bay 21, at Philadelphia 16

DIVISIONAL PLAYOFF GAMES

- 1/15 - at Pittsburgh 31, Baltimore 24
- 1/15 - Green Bay 48, at Atlanta 21
- 1/16 - at Chicago 35, Seattle 24
- 1/16 - New York Jets 28, at New England 21

CONFERENCE CHAMPIONSHIPS

- 1/23 - Green Bay 21, at Chicago 14
- 1/23 - at Pittsburgh 24, New York Jets 19

SUPER BOWL XLV (NORTH TEXAS)

- 2/6 - Green Bay 31, Pittsburgh 25

2009 FINAL STATISTICS (8-8)

Head Coach: Josh McDaniels AFC West: 2nd Home Stadium: INVESCO Field at Mile High

Date	W-L	Score	Opponent	Attendance	RUSHING	No.	Yds.	Avg.	Long	TD
Sept 13	W	12-7	at Cincinnati	62,831	Moreno	247	947	3.8	36	7
Sept 20	W	27-6	Cleveland	73,931	Buckhalter	120	642	5.4	45t	1
Sept 27	W	23-3	at Oakland	45,602	Jordan	25	86	3.4	13	0
Oct 4	W	17-10	Dallas	76,440	Orton	24	71	3.0	13	0
Oct 11	W	20-17	New England (OT)	76,011	Hillis	13	54	4.2	13	1
Oct 19	W	34-23	at San Diego	68,615	Marshall	7	39	5.6	14	0
Nov 1	L	7-30	at Baltimore	71,132	Royal	1	1	1.0	1	0
Nov 9	L	10-28	Pittsburgh	76,716	Sims	3	-4	-1.3	-1	0
Nov 15	L	17-27	at Washington	85,247	BRONCOS	440	1836	4.2	45t	9
Nov 22	L	3-32	San Diego	74,707	OPPONENTS	458	2059	4.5	56t	11
Nov 26	W	26-6	New York Giants	74,896	RECEIVING	No.	Yds.	Avg.	Long	TD
Dec 6	W	44-13	at Kansas City	68,912	Marshall	101	1120	11.1	75t	10
Dec 13	L	16-28	at Indianapolis	67,248	Gaffney	54	732	13.6	49	2
Dec 20	L	19-20	Oakland	74,502	Royal	37	345	9.3	20	0
Dec 27	L	27-30	at Philadelphia	69,144	Scheffler	31	416	13.4	52	2
Jan 3	L	24-44	Kansas City	73,725	Buckhalter	31	240	7.7	30	0

TEAM STATISTICS	Den	Opp
TOTAL FIRST DOWNS	306	290
Rushing	95	99
Passing	186	167
Penalty	25	24
3RD DOWN: MADE/ATT	78/215	81/218
3rd Down Pct.	36.3	37.2
4TH DOWN: MADE/ATT	7/18	8/16
4th Down Pct.	38.9	50.0
POSSESSION AVG.	30:03	29:57
TOTAL NET YARDS	5463	5040
Avg. Per Game	341.4	315.0
Total Plays	1032	1007
Avg. Per Play	5.3	5.0
NET YARDS RUSHING	1836	2059
Avg. Per Game	114.8	128.7
Total Rushes	440	458
NET YARDS PASSING	3627	2981
Avg. Per Game	226.7	186.3
Sacked/Yards Lost	34/198	39/241
Gross Yards	3825	3222
Att./Completions	558/341	510/298
Completion Pct.	61.1	58.4
Had Intercepted	13	17
PUNTS/AVERAGE	78/43.4	76/46.3
NET PUNTING AVG.	78/36.7	76/40.0
PENALTIES/YARDS	93/800	78/726
FUMBLES/BALL LOST	15/10	30/13
TOUCHDOWNS	34	34
Rushing	9	11
Passing	21	18
Returns	4	5

SCORE BY PERIODS	1	2	3	4	OT	PTS
BRONCOS	57	80	101	85	3	326
OPPONENTS	84	82	57	101	0	324

SCORING	TD	Ru	Pa	Ret	PAT	FG	S	PTS
Prater	0	0	0	0	32/32	30/35	0	122
Marshall	10	0	10	0	0	0	0	60
Moreno	9	7	2	0	0	0	0	54
Stokley	4	0	4	0	0	0	0	24
Gaffney	2	0	2	0	0	0	0	12
Royal	2	0	0	2	0	0	0	12
Scheffler	2	0	2	0	0	0	0	12
Ayers	1	0	0	1	0	0	0	6
Buckhalter	1	1	0	0	0	0	0	6
Goodman	1	0	0	1	0	0	0	6
Graham	1	0	1	0	0	0	0	6
Hillis	1	1	0	0	0	0	0	6
BRONCOS	34	9	21	4	32/32	30/35	0	326
OPPONENTS	34	11	18	5	33/34	29/31	0	324

2-PT. CONVERSIONS: BRONCOS 0-2, OPPONENTS 0-0

SACKS: Dumervil 17, Holliday 5, Reid 4, Davis 3.5, D. Williams 3.5, Hill 2, Goodman 1, Haggan 1, Peterson 1, L. Smith 1, **BRONCOS 39.0, OPPONENTS 34.0**

FUM/Lost: Moreno 4/4, Orton 4/2, Buckhalter 3/2, Hillis 1/1, Polumbus 1/0, Royal 1/0, Simms 1/1

PASSING	Att.	Comp.	Yds.	Comp.%	Yds/Att.	TD	TD%	Int	Int%	Long	Sack/Lost	Rating
Orton	541	336	3802	62.1	7.03	21	3.9	12	2.2	87t	29/159	86.8
Simms	17	5	23	29.4	1.35	0	0.0	1	5.9	7	5/39	15.1
BRONCOS	558	341	3825	61.1	6.85	21	3.8	13	2.3	87t	34/198	84.4
OPPONENTS	510	298	3222	58.4	6.32	18	3.5	17	3.3	53	39/241	75.0

RECEIVING	No.	Yds.	Avg.	Long	TD
Marshall	101	1120	11.1	75t	10
Gaffney	54	732	13.6	49	2
Royal	37	345	9.3	20	0
Scheffler	31	416	13.4	52	2
Buckhalter	31	240	7.7	30	0
Graham	28	289	10.3	24	1
Moreno	28	213	7.6	27	2
Stokley	19	327	17.2	87t	4
Lloyd	8	117	14.6	44	0
Hillis	4	19	4.8	6	0
Kuper	0	*7	—	7	0
BRONCOS	341	3825	11.2	87t	21
OPPONENTS	298	3222	10.8	87t	18

*receiving yardage gained by lateral

INTERCEPTIONS	No.	Yds.	Avg.	Long	TD
Goodman	5	65	13.0	30	0
Bailey	3	18	6.0	11	0
McBath	2	28	14.0	25	0
Hill	2	18	9.0	18	0
Dawkins	2	0	0.0	0	0
Law	1	37	37.0	37	0
Scheffler	1	5	5.0	5	0
Woodyard	1	0	0.0	0	0
BRONCOS	17	171	10.1	37	0
OPPONENTS	13	237	18.2	60t	3

PUNTING	No.	Yds.	Avg.	Net	TB	In20	Long	B
Berger	51	2142	42.0	37.9	2	13	65	0
Kern TM	27	1245	46.1	34.5	6	9	64	0
BRONCOS	78	3387	43.4	36.7	8	22	65	0
OPPONENTS	76	3520	46.3	40.0	3	27	65	0

PUNT RETURNS	No.	FC	Yds.	Avg.	Long	TD
Royal	30	13	335	11.2	71t	1
A. Smith	10	3	47	4.7	21	0
McKinley	3	0	32	10.7	14	0
Hill	1	0	0	0.0	0	0
Barrett	0	0	5	—	5	0
BRONCOS	44	16	419	9.5	71t	1
OPPONENTS	36	16	363	10.1	77t	1

KICKOFF RETURNS	No.	Yds.	Avg.	Long	TD
Royal	26	621	23.9	93t	1
Buckhalter	8	184	23.0	41	0
McKinley	7	158	22.6	30	0
Hillis	6	134	22.3	24	0
A. Smith	4	75	18.8	23	0
Hochstein	1	6	6.0	6	0
Jordan	1	6	6.0	6	0
Larsen	1	13	13.0	13	0
Polumbus	1	0	0.0	0	0
Quinn	1	19	19.0	19	0
Thomas	1	1	1.0	1	0
BRONCOS	57	1217	21.4	93t	1
OPPONENTS	49	1115	22.8	95t	1

FIELD GOALS	1-19	20-29	30-39	40-49	50+
Prater	0/0	14/14	6/8	8/10	2/3
BRONCOS	0/0	14/14	6/8	8/10	2/3
OPPONENTS	1/1	8/8	7/7	9/10	4/5

PRATER: (48G,50G)(23G,39N,38G,37N)(48G,21G,24G) (28G)

(48N,24G,41G)(34G,54N,29G)(140G)(24G)(23G) (26G,32G,47G,24G)

(44G,38G,37G)(42N,28G)(23G,43G, 51G,21G)(33G,46G)(25G)

OPPONENTS: (1)(22G,47G)(48G)(49G)(53G,40N)(20G,44G,50G, 55N)

(43G,35G,31G)(1)(30G,35G)(28G,47G,28G,19G) (39G,52G) (22G,47G) (1)

(54G,28G)(39G,45G,28G)(20G, 36G,47G)

2009 DEFENSIVE STATS

(based on unofficial press box statistics)

	TT	UT	A	S-YDS	I-YDS	PD	FF	FR
1 D. Williams	122	100	22	3.5-25	0-0	7	3	2
2 Dawkins	116	95	21	0-0	2-0	10	1	3
3 Davis	90	67	23	3.5-27	0-0	3	0	0
4 Bailey	72	62	10	0-0	3-18	15	1	0
5 Hill	59	44	15	2-8	2-18	6	1	0
6 Haggan	55	45	10	1-10	0-0	1	3	0
7 Dumervil	49	42	7	17-88.5	0-0	4	3	1
8 Goodman	43	39	4	1-7	5-65	17	0	1
9 Peterson	40	26	14	1-13	0-0	0	1	0
10 Fields	37	22	15	0-0	0-0	0	0	0
11 Woodyard	35	25	10	0-0	1-0	2	1	0
12 Holliday	33	24	9	5-32	0-0	0	2	1
13 McBean	25	18	7	0-0	0-0	0	0	0
14 Ayers	18	13	5	0-0	0-0	2	0	1
15 McBath	15	13	2	0-0	2-28	3	0	0
Thomas	15	9	6	0-0	0-0	0	0	0
17 Reid	14	9	5	4-28.5	0-0	2	1	2
18 J. Williams	12	12	0	0-0	0-0	3	0	0
19 A. Smith	11	7	4	0-0	0-0	3	0	0
20 Law	10	9	1	1-37	1	1	0	0
L. Smith	10	9	1	1-2	0-0	1	0	0
22 Bruton	5	4	1	0-0	0-0	1	0	0
23 Team	3	3	0	0-0	0-0	0	0	0
24 Barrett	2	2	0	0-0	0-0	0	0	0
25 Carter	1	1	0	0-0	0-0	1	0	1
Jordan	1	1	0	0-0	0-0	0	0	0
27 Moss	0	0	0	0-0	0-0	1	0	0
Scheffler	0	0	0	0-0	1-5	1	0	0
TOTALS	893	701	192	39-241	17-171	84	17	12

2009 GAMES STARTED

OFFENSE		DEFENSE	
QB Orton, Kyle	15	DE Ayers, Robert	1
QB Simms, Chris	1	DE Holliday, Vonnie	1
RB Buckhalter, Correll	7	DE Peterson, Kenny	14
RB Moreno, Knowshon	9	DE Smith, Le Kevin	2
FB Hillis, Peyton	2	DL McBean, Ryan	14
WR Larsen, Spencer	1	NT Fields, Ronald	16
WR Gaffney, Jabar	1	LB Davis, Andre	13
WR Lloyd, Brandon	1	LB Dumervil, Elvis	14
WR Marshall, Brandon	13	LB Haggan, Mario	16
WR Royal, Eddie	12	LB Williams, D.J.	16
WR Stokley, Brandon	2	CB Bailey, Champ	16
WR Willis, Matthew	1	CB Carter, Tony	1
TE Gorin, Brandon	1	CB Goodman, André	16
TE Graham, Daniel	14	T Harris, Ryan	2
TE Scheffler, Tony	9	CB Law, Ty	2
C Wiegmann, Casey	16	S Bruton, David	1
T Clady, Ryan	16	S Dawkins, Brian	16
T Harris, Ryan	8	S Hill, Renaldo	15
T Polumbus, Tyler	8		
G Hamilton, Ben	8		
G/TE Hochstein, Russ	10		
G Kuper, Chris	15		

2009 COACHES

Josh McDaniels (Head Coach), **Mark Thues** (Assistant to Head Coach), **Mike McCoy** (Offensive Coordinator/Quarterbacks), **Mike Nolan** (Defensive Coordinator), **Mike Priefer** (Special Teams Coordinator), **Clancy Barone** (Tight Ends), **Rick Dennison** (Offensive Line), **Ed Donatelli** (Secondary), **Adam Gase** (Wide Receivers), **Don Martindale** (Linebackers), **Wayne Nunnally** (Defensive Line), **Greg Saporita** (Assistant Strength & Conditioning), **Bobby Turner** (Running Backs), **Rich Tuten** (Strength & Conditioning), **Roman Phifer** (Assistant Linebackers), **Keith Burns** (Coaching Assistant), **Ben McDaniels** (Coaching Assistant), **Jay Rodgers** (Coaching Assistant), **Kristi Nichols** (Assistant Coaches Secretary).

2009 LEADERS / RANKINGS

INDIVIDUAL	PLAYER	NO.	AFC RANK	NFL RANK	NFL LEADER	NO.
Points	Prater	122	31	71	Kaeding (SD)	146
Rushing Yards	Moreno	947	10	16	Johns (TEN)	2,006
Passing Yards	Orton	3,802	6	11	Schub (HOU)	4,770
Passer Rating	Orton	86.8	7	14	Brees (NO)	109.6
Receiving Yards	Marshall	1,120	9	14	Johnson (HOU)	1,569
Receptions	Marshall	101	21	31	Weiker (NE)	123
Interceptions	Goodman	5	51	121	Four Players	9
Sacks	Dumervil	17	1	1	Dumervil (DEN)	17
OFFENSE		NO.	AFC RANK	NFL RANK	NFL LEADER	NO.
Points Per Game		20.4	10	20	New Orleans	31.9
Total Yards Per Game		341.4	8	15	New Orleans	403.8
Yards Per Play		5.3	9	16	Dallas	6.3
Rushing Yards Per Game		114.8	11	18	New York Jets	172.3
Net Passing Yards Per Game		226.7	6	13	Houston	290.9
DEFENSE		NO.	AFC RANK	NFL RANK	NFL LEADER	NO.
Points Per Game		20.3	71	121	New York Jets	14.8
Total Yards Per Game		315.0	5	7	New York Jets	252.3
Yards Per Play		5.0	4	7	New York Jets	4.2
Rushing Yards Per Game		128.7	12	26	Green Bay	83.3
Net Passing Yards Per Game		186.3	3	3	New York Jets	153.7

2009 KEY AWARDS

Pro Bowl (5): CB Champ Bailey, T Ryan Clady, S Brian Dawkins, LB Elvis Dumervil, WR Brandon Marshall. **AP All-Pro (3):** T Ryan Clady (first team), S Brian Dawkins (second team), LB Elvis Dumervil (first team). **NFL Alumni Pass Rusher of the Year:** LB Elvis Dumervil.

2009 NFL STANDINGS

AFC EAST

Team	W	L	T	Pct	PF	PA
y-New England	10	6	0	.625	427	285
x-New York Jets	9	7	0	.563	348	236
Miami	7	9	0	.438	360	390
Buffalo	6	10	0	.375	258	326

AFC NORTH

Team	W	L	T	Pct	PF	PA
y-Cincinnati	10	6	0	.625	305	291
x-Baltimore	9	7	0	.563	391	261
Pittsburgh	9	7	0	.563	368	324
Cleveland	5	11	0	.313	245	375

AFC SOUTH

Team	W	L	T	Pct	PF	PA
*yz-Indianapolis	14	2	0	.875	416	307
Houston	9	7	0	.563	388	333
Tennessee	8	8	0	.500	354	402
Jacksonville	7	9	0	.438	290	380

AFC WEST

Team	W	L	T	Pct	PF	PA
yz-San Diego	13	3	0	.813	454	320
Denver	8	8	0	.500	326	324
Oakland	5	11	0	.313	197	379
Kansas City	4	12	0	.250	294	424

NFC EAST

Team	W	L	T	Pct	PF	PA
y-Dallas	11	5	0	.688	361	250
x-Philadelphia	11	5	0	.688	429	337
New York Giants	8	8	0	.500	402	427
Washington	4	12	0	.250	266	336

NFC NORTH

Team	W	L	T	Pct	PF	PA
yz-Minnesota	12	4	0	.750	470	312
x-Green Bay	11	5	0	.688	461	297
Chicago	7	9	0	.438	327	375
Detroit	2	14	0	.125	262	494

NFC SOUTH

Team	W	L	T	Pct	PF	PA
*yz-New Orleans	13	3	0	.813	510	341
Atlanta	9	7	0	.563	363	325
Carolina	8	8	0	.500	315	308
Tampa Bay	3	13	0	.188	244	400

NFC WEST

Team	W	L	T	Pct	PF	PA
y-Arizona	10	6	0	.625	375	325
San Francisco	8	8	0	.500	330	281
Seattle	5	11	0	.313	280	390
St. Louis	1	15	0	.063	175	436

x - Playoffs; y - Division Title; z - First-round Bye; * - Home-field Advantage

WILD CARD PLAYOFF GAMES

1/9 - New York Jets 24, at Cincinnati 14
1/9 - at Dallas 34, Philadelphia 14
1/10 - Baltimore 33, at New England 14
1/10 - at Arizona 51, Green Bay 45 (OT)

DIVISIONAL PLAYOFF GAMES

1/16 - at New Orleans 45, Arizona 14
1/16 - at Indianapolis 20, Baltimore 3
1/17 - at Minnesota 34, Dallas 3
1/17 - New York Jets 17, at San Diego 14

CONFERENCE CHAMPIONSHIPS

1/24 - at Indianapolis 30, New York Jets 17
1/24 - at New Orleans 31, Minnesota 28 (OT)

SUPER BOWL XLIV (South Florida)

2/7 - New Orleans 31, Indianapolis 17

2008 FINAL STATISTICS (8-8)

Head Coach: Mike Shanahan AFC West: 2nd Home Stadium: INVESCO Field at Mile High

Date	W-L	Score	Opponent	Attendance	RUSHING	No.	Yds.	Avg.	Long	TD
Sept 8	W	41-14	at Oakland	62,762	Hillis	68	343	5.0	19	5
Sept 14	W	39-38	San Diego	75,915	Pittman	76	320	4.2	20	4
Sept 21	W	34-32	New Orleans	75,713	Young	61	303	5.0	49	1
Sept 28	L	19-33	at Kansas City	74,623	T. Bell	44	249	5.7	37t	2
Oct 5	W	16-13	Tampa Bay	75,480	Cutler	57	200	3.5	18	2
Oct 12	L	17-24	Jacksonville	75,674	Hall	35	144	4.1	16	0
Oct 20	L	7-41	at New England	68,756	Pope	17	130	7.6	24	0
Nov 2	L	17-26	Miami	75,499	Royal	11	109	9.9	71	0
Nov 6	W	34-30	at Cleveland	73,141	Torain	15	69	4.6	19	1
Nov 16	W	24-20	at Atlanta	64,358	Scheffler	1	-1	-1.0	-1	0
Nov 23	L	10-31	Oakland	76,067	Marshall	2	-4	-2.0	7	0
Nov 30	W	34-17	at New York Jets	78,809	BRONCOS	387	1862	4.8	71	15
Dec 7	W	24-17	Kansas City	75,187	OPPONENTS	469	2337	5.0	65	26
Dec 14	L	10-30	at Carolina	73,690	RECEIVING	No.	Yds.	Avg.	Long	TD
Dec 21	L	23-30	Buffalo	74,539	Marshall	104	1265	12.2	47	6
Dec 28	L	21-52	at San Diego	69,131	Royal	91	980	10.8	93t	5

TEAM STATISTICS	Den	Opp
TOTAL FIRST DOWNS	354	327
Rushing	103	122
Passing	223	186
Penalty	28	19
3RD DOWN: MADE/ATT	95/200	89/202
3rd Down Pct.	47.5	44.1
4TH DOWN: MADE/ATT	4/10	10/18
4th Down Pct.	40.0	55.6
POSSESSION AVG.	28:44	31:16
TOTAL NET YARDS	6333	5993
Avg. Per Game	395.8	374.6
Total Plays	1019	990
Avg. Per Play	6.2	6.1
NET YARDS RUSHING	1862	2337
Avg. Per Game	116.4	146.1
Total Rushes	387	469
NET YARDS PASSING	4471	3656
Avg. Per Game	279.4	228.5
Sacked/Yards Lost	12/74	26/141
Gross Yards	4545	3797
Att./Completions	620/386	495/333
Completion Pct.	62.3	67.3
Had Intercepted	18	6
PUNTS/AVERAGE	46/46.7	52/46.4
NET PUNTING AVG.	46/37.8	52/39.6
PENALTIES/YARDS	77/739	83/738
FUMBLES/BALL LOST	18/12	15/7
TOUCHDOWNS	42	50
Rushing	15	26
Passing	25	20
Returns	2	4

SCORE BY PERIODS	1	2	3	4	OT	PTS
BRONCOS	106	86	70	108	0	370
OPPONENTS	84	145	88	131	0	448

SCORING	TD	Ru	Pa	Ret	PAT	FG	S	PTS
Prater	0	0	0	0	39/40	25/34	0	114
Hillis	6	5	1	0	0	0	0	36
Marshall	6	0	6	0	0	0	0	36
Royal	5	0	5	0	0	0	0	32
Graham	4	0	4	0	0	0	0	24
Pittman	4	4	0	0	0	0	0	24
Scheffler	3	0	3	0	0	0	0	18
Stokley	3	0	3	0	0	0	0	18
Cutler	2	2	0	0	0	0	0	14
T. Bell	2	2	0	0	0	0	0	12
Fox	1	0	0	1	0	0	0	6
D. Jackson	1	0	0	0	0	0	0	6
N. Jackson	1	0	1	0	0	0	0	6
Pope	1	0	1	0	0	0	0	6
Torain	1	1	0	0	0	0	0	6
Webster	1	0	0	1	0	0	0	6
Young	1	1	0	0	0	0	0	6
BRONCOS	42	15	25	2	39/40	25/34	0	370
OPPONENTS	50	26	20	4	48/48	32/35	1	448

SCORING	TD	Ru	Pa	Ret	PAT	FG	S	PTS
Prater	0	0	0	0	39/40	25/34	0	114
Hillis	6	5	1	0	0	0	0	36
Marshall	6	0	6	0	0	0	0	36
Royal	5	0	5	0	0	0	0	32
Graham	4	0	4	0	0	0	0	24
Pittman	4	4	0	0	0	0	0	24
Scheffler	3	0	3	0	0	0	0	18
Stokley	3	0	3	0	0	0	0	18
Cutler	2	2	0	0	0	0	0	14
T. Bell	2	2	0	0	0	0	0	12
Fox	1	0	0	1	0	0	0	6
D. Jackson	1	0	0	0	0	0	0	6
N. Jackson	1	0	1	0	0	0	0	6
Pope	1	0	1	0	0	0	0	6
Torain	1	1	0	0	0	0	0	6
Webster	1	0	0	1	0	0	0	6
Young	1	1	0	0	0	0	0	6
BRONCOS	42	15	25	2	39/40	25/34	0	370
OPPONENTS	50	26	20	4	48/48	32/35	1	448

KICKOFF RETURNS	No.	Yds.	Avg.	Long	TD
Royal	23	600	26.1	95	0
Hall	21	469	22.3	28	0
C. Jackson	8	162	20.3	24	0
Young	8	176	22.0	31	0
Hillis	4	65	16.3	25	0
Russell	2	44	22.0	25	0
T. Bell	1	8	8.0	8	0
Engelberger	1	9	9.0	9	0
Martinez	1	0	0.0	0	0
Mustard	1	17	17.0	17	0
Putzier LG	1	0	0.0	0	0
Putzier TM	1	0	0.0	0	0
BRONCOS	71	1550	21.8	95	0
OPPONENTS	63	1554	24.7	103t	1

FIELD GOALS	1-19	20-29	30-39	40-49	50+
Prater	0/0	7/8	8/9	5/11	5/6
BRONCOS	0/0	7/8	8/9	5/11	5/6
OPPONENTS	0/0	10/10	10/10	11/13	1/2

PRATER: (26G,43G)(52G)(27G,34G)(28N,56G,51G,22G,33G)
 (55G,40G,27G)(39G)(1)(50G,49N)(38N,35G,30G)(49N,20G)
 (47N,44G,43N)(25G,35G)(33G,48N)(43G,47N)(23G,30G,54N,43G)(1)

OPPONENTS: (1)(34G,21G,28G)(43G,51N,43N)(23G,21G,48N,43G,33G)
 (33G,31G)(48G)(31G,40G)(45G,47G,23G,41G)(24G,52G,33G)
 (46G,36G)(26G)(30G)(26G)(39G,44G,42G)(37G,49G,28G)(28G)

PASSING	Att.	Comp.	Yds.	Comp.%	Yds./Att.	TD	TD%	Int	Int%	Long	Sack/Lost	Rating
Cutler	616	384	4526	62.3	7.35	25	4.1	18	2.9	93t	11/69	86.0
Ramsey	3	2	19	66.7	6.33	0	0.0	0	0.0	10	1/5	84.0
Royal	1	0	0	0.0	0.00	0	0.0	0	0.0	—	0/0	39.6
BRONCOS	620	386	4545	62.3	7.33	25	4.0	18	2.9	93t	12/74	85.9
OPPONENTS	495	333	3797	67.3	7.67	20	4.0	6	1.2	74	26/141	98.5

2008 DEFENSIVE STATS

(based on coaches' film review)

	TT	UT	A	S-YDS	I-YDS	PD	FF	FR
1 Winborn	117	84	33	0.5-2.5	0-0	10	0	0
2 D. Williams	103	83	19	2.5-3.9	0-0	1	0	1
3 Webster	90	71	19	2-9	0-0	5	1	1
4 Manuel	87	68	19	0-0	0-0	7	0	0
5 Bly	77	63	14	0-0	2-5	8	1	0
6 Thomas	57	35	22	0-0	1-11	1	0	0
7 B. Bailey	56	45	11	1-5	0-0	4	3	0
8 Woodyard	44	30	14	0-0	0-0	4	3	0
9 Engelberger	51	34	17	1-1	0-0	0	1	0
10 Ekuban	49	39	10	5-34	0-0	1	0	1
11 Robertson	45	24	21	1.5-3.5	0-0	0	1	0
12 B. Bailey	44	33	11	0-0	0-0	0	1	0
13 Dumervil	44	30	14	5-9	0-0	0	1	1
14 J. Bell	43	36	7	0-0	0-0	4	0	0
15 Peterson	39	23	16	3-14	0-0	1	1	0
16 McCree	36	28	8	0-0	0-0	2	0	0
17 Paymah	29	26	3	0-0	1-13	4	0	1
18 Moss	29	16	9	2.5-13	0-0	0	0	1
19 Clemens	24	10	14	0-0	0-0	1	0	0
20 Barrett	23	15	8	0-0	1-34	4	0	0
21 Lowry	21	14	7	0-0	0-0	3	0	0
22 Fox	20	13	7	0-0	0-0	0	0	1
23 Haggan	20	16	4	0-0	0-0	0	0	0
24 Larsen	19	13	2	0-0	0-0	0	0	0
25 J. Williams	19	9	0	0-0	0-0	0	0	0
26 Green	6	4	2	0-0	0-0	0	0	0
27 Rogers	6	4	2	0-0	0-0	0	0	0
28 Shaw	5	3	2	0-0	0-0	0	0	0
29 Crowder	4	2	2	0-0	0-0	0	0	0
30 Koutouvides	4	2	1	0-0	0-0	0	0	0
31 Abdullah	1	1	0	0-0	0-0	0	0	0
Team	1	1	0	1-10	0-0	0	0	0
TOTALS	1203	891	312	26-141	6-63	58	10	7

2008 GAMES STARTED

OFFENSE			DEFENSE		
QB Cutler, Jay	16		DE Dumervil, Elvis	15	
RB Bell, Tatum	3		DE Ekuban, Ebenezer	10	
RB Pittman, Michael	3		DE Engelberger, John	6	
RB Pope, P.J.	1		DT Peterson, Kenny	1	
RB Torain, Ryan	1		DT Robertson, Dewayne	15	
RB Young, Selvin	5		DT Thomas, Marcus	16	
FB/RE Hillis, Peyton	6		LB Bailey, Boss	6	
FB Larsen, Spencer	1		LB Larsen, Spencer	3	
WR Jackson, Darrell	2		LB Webster, Nate	13	
WR Marshall, Brandon	15		LB Williams, D.J.	11	
WR Royal, Eddie	15		LB Woodyard, Wesley	6	
WR Stokley, Brandon	2		CB Bailey, Champ	9	
TE Graham, Daniel	16		CB Bly, Dre	5	
TE Jackson, Nate	3		CB Paymah, Karl	12	
TE Scheffler, Tony	7		S Barrett, Josh	3	
C Wiegmann, Casey	16		S Fox, Vernon	3	
T Clady, Ryan	16		S Lowry, Calvin	3	
T Harris, Ryan	16		S Manuel, Marquand	14	
G Hamilton, Ben	16		S McCree, Marlon	7	
G Kuper, Chris	16		S Rogers, Roderick	1	

2008 COACHES

Mike Shanahan (Head Coach), **Rick Dennison** (Offensive Coordinator/Special Line), **Bob Stowik** (Defensive Coordinator/Defensive Backs), **Scott O'Brien** (Special Teams Coordinator), **Steve Watson** (Associate Head Coach), **Joe Baker** (Offensive Assistant), **Jeremy Bates** (Quarterbacks), **Ronnie Bradford** (Defensive Backs), **Jacob Burney** (Defensive Line), **Keith Burns** (Special Teams Assistant), **Dwayne Chandler** (Assistant Strength & Conditioning), **Jedd Fisch** (Wide Receivers), **Charlie Jackson** (Defensive Assistant), **Bill Johnson** (Defensive Line), **Pat McPherson** (Tight Ends), **Jim Ryan** (Linebackers), **Greg Saporta** (Assistant Strength & Conditioning), **Ryan Stowik** (Assistant Defensive Backs), **Bobby Turner** (Running Backs), **Rich Tuten** (Strength & Conditioning).

2008 LEADERS / RANKINGS

INDIVIDUAL	PLAYER	NO.	AFC RANK	NFL RANK	NFL LEADER	NO.
Points	Prater	114	6	19	Gostkowski (NE)	148
Rushing Yards	Hillis	343	31	59	Peterson (MIN)	1,760
Passing Yards	Cutler	4,526	1	3	Brees (NO)	5,069
Passer Rating	Cutler	86.0	6	16	Rivers (SD)	105.5
Receiving Yards	Marshall	1,265	2	7	Johnson (HOU)	1,575
Receptions	Marshall	104	3	3	Johnson (HOU)	115
Interceptions	Bly	2	34	60	Reed (BAL)	9
Sacks	Dumervil/Ekuban	5	17	43	Ware (DAL)	20.0
OFFENSE						
	NO.	AFC RANK	NFL RANK	NFL LEADER	NO.	
Points Per Game	23.1	7	16	New Orleans	28.9	
Total Yards Per Game	395.8	1	2	New Orleans	410.7	
Yards Per Play	6.2	1	2	New Orleans	6.3	
Rushing Yards Per Game	116.4	7	12	New York Giants	157.4	
Net Passing Yards Per Game	279.4	1	3	New Orleans	311.1	
DEFENSE						
	NO.	AFC RANK	NFL RANK	NFL LEADER	NO.	
Points Per Game	28.0	16	30	Pittsburgh	13.9	
Total Yards Per Game	374.6	15	29	Pittsburgh	237.2	
Yards Per Play	6.1	16	30	Pittsburgh	3.9	
Rushing Yards Per Game	146.1	13	27	Minnesota	76.9	
Net Passing Yards Per Game	228.5	13	26	Pittsburgh	156.9	

2008 KEY AWARDS

Pro Bowl (3): QB Jay Cutler, WR Brandon Marshall, C Casey Wiegmann.
AP All-Pro (1): T Ryan Clady (second team).

2008 NFL STANDINGS

AFC EAST

Team	W	L	T	Pct	PF	PA
y-Miami	11	5	0	.688	345	317
New England	11	5	0	.688	410	309
New York Jets	9	7	0	.563	405	356
Buffalo	7	9	0	.438	336	342

AFC NORTH

Team	W	L	T	Pct	PF	PA
yz-Pittsburgh	12	4	0	.750	347	223
x-Baltimore	11	5	0	.688	385	244
Cincinnati	4	11	1	.281	204	364
Cleveland	4	12	0	.250	232	350

AFC SOUTH

Team	W	L	T	Pct	PF	PA
*yz-Tennessee	13	3	0	.813	375	234
x-Indianapolis	12	4	0	.750	377	298
Houston	8	8	0	.500	366	394
Jacksonville	5	11	0	.313	302	367

AFC WEST

Team	W	L	T	Pct	PF	PA
y-San Diego	8	8	0	.500	439	347
Denver	8	8	0	.500	370	448
Oakland	5	11	0	.313	263	388
Kansas City	2	14	0	.125	291	440

NFC EAST

Team	W	L	T	Pct	PF	PA
*yz-New York Giants	12	4	0	.750	427	294
x-Philadelphia	9	6	1	.594	416	289
Dallas	9	7	0	.563	362	365
Washington	8	8	0	.500	265	296

NFC NORTH

Team	W	L	T	Pct	PF	PA
y-Minnesota	10	6	0	.625	379	333
Chicago	9	7	0	.563	375	350
Green Bay	6	10	0	.375	419	380
Detroit	0	16	0	.000	268	517

NFC SOUTH

Team	W	L	T	Pct	PF	PA
yz-Carolina	12	4	0	.750	414	329
x-Atlanta	11	5	0	.688	391	325
Tampa Bay	9	7	0	.563	361	323
New Orleans	8	8	0	.500	463	393

NFC WEST

Team	W	L	T	Pct	PF	PA
y-Arizona	9	7	0	.563	427	426
San Francisco	7	9	0	.438	339	381
Seattle	4	12	0	.250	294	392
St. Louis	2	14	0	.125	232	465

x - Playoffs; y - Division Title; z - First-round Bye; * - Home-field Advantage

WILD CARD PLAYOFF GAMES

- 1/3 - at Arizona 30, Atlanta 24
- 1/3 - at San Diego 23, Indianapolis 17 (OT)
- 1/4 - Baltimore 27, at Miami 9
- 1/4 - Philadelphia 26, at Minnesota 14

DIVISIONAL PLAYOFF GAMES

- 1/10 - Baltimore 13, at Tennessee 10
- 1/10 - Arizona 33, at Carolina 13
- 1/11 - Philadelphia 23, at New York Giants 11
- 1/11 - at Pittsburgh 35, San Diego 24

CONFERENCE CHAMPIONSHIPS

- 1/18 - at Arizona 32, Philadelphia 25
- 1/18 - at Pittsburgh 23, Baltimore 14

SUPER BOWL XLIII (TAMPA, FLA.)

- 2/1 - Pittsburgh 27, Arizona 23

2007 FINAL STATISTICS (7-9)

Head Coach: Mike Shanahan AFC West: 2nd Home Stadium: INVESCO Field at Mile High

Date	W-L	Score	Opponent	Attendance	RUSHING	No.	Yds.	Avg.	Long	TD
Sept 9	W	15-14	at Buffalo	71,132	Young	140	729	5.2	50	1
Sept 16	W	23-20	Oakland (OT)	76,784	Henry	167	691	4.1	33	4
Sept 23	L	14-23	Jacksonville	76,463	Hall	44	216	4.9	62t	2
Sept 30	L	20-38	at Indianapolis	57,274	Cutler	44	205	4.7	31	1
Oct 7	L	3-41	San Diego	76,879	Sapp	18	59	3.3	12	2
Oct 21	W	31-28	Pittsburgh	77,038	Marshall	5	57	11.4	24	0
Oct 29	L	13-19	Green Bay (OT)	77,160	Ramsey	2	6	3.0	4	0
Nov 4	L	7-44	at Detroit	60,783	Bell	6	3	0.5	3	0
Nov 11	W	27-11	at Kansas City	77,368	Walker	2	-3	-1.5	-1	0
Nov 19	W	34-20	Tennessee	76,590	Stokley	1	-6	-6.0	-6	0
Nov 25	L	34-37	at Chicago (OT)	62,148	Jacobs LG	1	-8	-8.0	-8	0
Dec 2	L	20-34	at Oakland	61,990	BRONCOS	429	1957	4.6	62t	10
Dec 9	W	41-7	Kansas City	75,895	OPPONENTS	501	2282	4.6	74t	14
Dec 13	L	13-31	at Houston	70,747	RECEIVING	No.	Yds.	Avg.	Long	TD
Dec 24	L	3-23	at San Diego	65,477	Marshall	102	1325	13.0	68t	7
Dec 30	W	22-19	Minnesota (OT)	76,084	Scheffler	49	549	11.2	41	5

TEAM STATISTICS				Den	Opp
TOTAL FIRST DOWNS				305	306
Rushing				96	119
Passing				187	168
Penalty				22	19
3RD DOWN: MADE/ATT				80/198	91/213
3rd Down Pct.				40.4	42.7
4TH DOWN: MADE/ATT				7/22	10/13
4th Down Pct.				31.8	76.9
POSSESSION AVG.				29.09	30.51
TOTAL NET YARDS				5541	5376
Avg. Per Game				346.3	336.0
Total Plays				976	992
Avg. Per Play				5.7	5.4
NET YARDS RUSHING				1957	2282
Avg. Per Game				122.3	142.6
Total Rushes				429	501
NET YARDS PASSING				3584	3094
Avg. Per Game				224.0	193.4
Sacked/Yards Lost				32/175	33/203
Gross Yards				3759	3297
Att./Completions				515/326	458/279
Completion Pct.				63.3	60.9
Had Intercepted				15	14
PUNTS/AVERAGE				60/43.8	60/43.9
NET PUNTING AVG.				60/36.3	60/38.7
PENALTIES/YARDS				90/610	82/628
FUMBLES/BALL LOST				30/14	34/16
TOUCHDOWNS				34	46
Rushing				10	14
Passing				21	25
Returns				3	7

SCORE BY PERIODS				1	2	3	4	OT	PTS
BRONCOS				75	89	94	56	6	320
OPPONENTS				68	103	114	115	9	409

SCORING				TD	Ru	Pa	Ret	PTAT	FG	S	PTS
Elam				0	0	0	0	33/33	27/31	0	114
Marshall				7	0	7	0	0	0	42	0
Scheffler				5	0	5	0	0	0	30	0
Stokley				5	0	5	0	0	0	30	0
Henry				4	4	0	0	0	0	24	0
Sapp				3	2	1	0	0	0	18	0
Graham				2	0	2	0	0	0	12	0
Hall				2	2	0	0	0	0	12	0
Crowder				1	0	0	1	0	0	6	0
Cutler				1	1	0	0	0	0	6	0
Jackson				1	0	1	0	0	0	6	0
Jacobs LG				1	0	1	0	0	0	6	0
Martinez				1	0	0	1	0	0	6	0
Webster				1	0	0	1	0	0	6	0
Young				1	1	0	0	0	0	6	0
Prater LG				0	0	0	0	1/1	1/4	0	4
BRONCOS				34	10	21	3	33/33	27/31	1	320
OPPONENTS				46	14	25	7	42/42	27/33	2	409

2-PT. CONVERSIONS: BRONCOS 0-1, OPPONENTS 3-3

SACKS: Dumervil 12.5, Crowder 4, Mallard LG 3.5, Mallard TM 3.5, McKinley 2.5, Gold 2, (Group) 2, Bly 1, Engelberger 1, Lynch 1, Moss 1, Peterson 1, Williams 1, Winborn 0.5, **BRONCOS 33.0, OPPONENTS 32.0**

FUM/LOST: Cutler 11/4, Henry 3/1, Marshall 3/1, Martinez 3/1, Clark (TM) 2/2, Ramsey 2/1, Young 2/1, Bell 1/1, Hall 1/0, Hixon (TM) 1/1, Scheffler 1/1

INTERCEPTIONS				No.	Yds.	Avg.	Long	TD
Bly				5	71	14.2	37	0
Bailey				3	3	1.0	3	0
Paymah				2	0	0.0	0	0
Dumervil				1	27	27.0	27	0
Gold				1	6	6.0	6	0
Williams				1	0	0.0	0	0
Thomas				1	-2	-2.0	-2	0
BRONCOS				14	105	7.5	37t	0
OPPONENTS				15	229	15.3	66t	2

PUNTING				No.	Yds.	Avg.	Net	TB	In20	Long	B
Sauerbrun				47	2200	46.8	36.1	6	14	65	2
Ernst LG				12	434	36.2	35.6	0	3	59	0
Ernst TM				5	178	35.6	35.6	0	1	59	0
Paulescu				5	221	44.2	40.0	0	1	51	0
Elam				1	31	31.0	31.0	0	1	31	0
BRONCOS				60	2630	43.8	36.3	6	17	65	2
OPPONENTS				60	2633	43.9	38.7	5	26	63	1

PUNT RETURNS				No.	FC	Yds.	Avg.	Long	TD
Martinez				14	12	157	11.2	80t	1
Hixon TM				7	5	32	4.6	14	0
Bly				2	0	20	10.0	10	0
BRONCOS				23	17	209	9.1	80t	1
OPPONENTS				31	3	334	10.8	75t	2

KICKOFF RETURNS				No.	Yds.	Avg.	Long	TD
Hall				19	475	25.0	34	0
Martinez				15	330	22.0	35	0
Hixon TM				12	274	22.8	35	0
Clark TM				3	70	23.3	26	0
Jacobs LG				3	35	11.7	15	0
Jacobs TM				3	35	11.7	15	0
Young				3	56	18.7	25	0
Sapp				2	30	15.0	22	0
Bly				1	23	23.0	23	0
BRONCOS				58	1293	22.3	35	0
OPPONENTS				62	1424	23.0	88t	1

FIELD GOALS				1-19	20-29	30-39	40-49	50+
Elam				0/0	11/11	6/6	9/12	1/2
Prater LG				0/0	0/1	0/0	1/3	0/0
BRONCOS				0/0	11/11	6/6	9/12	1/2
OPPONENTS				3/3	8/8	8/9	6/7	2/6

ELAM: (21G,48G,50N,43N,42G)(23G,45N,20G,23G)(1)(35G,22G)(30G)(49G)(45G,21G)(48N)(44G,50G)(21G,39G)(23G,22G)(29G,44G)(37G,37G)(41G,47G)(23G)(43G,30G)

OPPONENTS: (45N)(38G,52N)(19G,27G,18G)(22G)(26G,45G)(65N)(19G,26G)(43G,53G,38G)(38G,36G,39G,53N)(56G,37G)(24G,44G,39G)(58N,38G,35N,44G)(1)(41G)(40G,23G,29G)(22G)

PASSING	Att.	Comp.	Yds.	Comp.%	Yds/Att.	TD	TD%	Int	Int%	Long	Sack/Lost	Rating
Cutler	467	297	3497	63.6	7.49	20	4.3	14	3.0	68t	27/153	88.1
Ramsey	48	29	262	60.4	5.46	1	2.1	1	2.1	21	3/13	73.4
Marshall	0	0	0	—	—	0	—	0	—	—	2/9	—
BRONCOS	515	326	3759	63.3	7.30	21	4.1	15	2.9	68t	32/175	86.7
OPPONENTS	458	279	3297	60.9	7.20	25	5.5	14	3.1	82t	33/203	88.3

2007 DEFENSIVE STATS

(based on coaches' film review)

	TT	UT	A	S-YDS	I-YDS	PD	FF	FR
1 Williams	170	121	49	1-14	1-0	4	3	2
2 Webster	100	77	23	0-0	0-0	1	1	1
3 Bailey	81	68	13	0-0	3-3	14	0	0
Gold	81	62	19	2-8	1-6	8	1	2
5 Lynch	62	48	14	1-11	0-0	3	0	0
6 Engelberger	59	40	19	1-8	0-0	2	1	0
7 Bly	57	42	15	1-11	5-71	16	0	0
Ferguson	57	45	12	0-0	0-0	1	1	0
9 Dumervil	56	43	13	12.5-62.5	1-27	7	4	3
10 Abdullah	48	40	8	0-0	0-0	7	1	1
11 Foxworth	42	32	10	0-0	0-0	4	1	0
12 Thomas	30	17	13	0-0	1-2	1	0	1
13 McKinley	28	16	12	2.5-12.5	0-0	0	0	1
14 Winbom	24	21	3	0.5-4.5	0-0	3	0	0
15 Crowder	22	18	4	4-39	0-0	0	1	2
16 J. Mallard	20	15	5	3.5-7.5	0-0	1	1	0
17 Adams	17	8	9	0-0	0-0	1	1	0
18 Gordon	16	9	7	0-0	0-0	0	0	0
19 Paymah	15	14	1	0-0	2-0	6	0	0
20 Moss	14	7	7	1-7	0-0	0	1	0
21 Peterson	13	10	3	1-8	0-0	2	0	0
22 Rice	11	6	5	0-0	0-0	2	0	0
23 Shoate	9	7	2	0-0	0-0	0	0	0
24 Burton	8	5	3	0-0	0-0	0	0	0
25 S. Harris	6	2	4	0-0	0-0	0	0	1
26 Cox	4	2	2	0-0	0-0	0	0	1
27 Team	2	2	0	2-10	0-0	0	0	0
TOTALS	1052	777	275	33-203	14-105	83	17	14

2007 GAMES STARTED

OFFENSE

QB Cutler, Jay	16	DE Crowder, Tim	1
RB Hall, Andre	1	DE Dumervil, Elvis	16
RB Henry, Travis	7	DE Engelberger, John	15
RB Young, Selvin	8	DE Moss, Jarvis	1
FB Sapp, Cecil	8	DE Rice, Simeon	1
WR Marshall, Brandon	16	DT Adams, Sam	11
WR Martinez, Glenn	1	DT Gordon, Amon	4
WR Stokley, Brandon	9	DT McKinley, Alvin	10
WR Walker, Javon	5	DT Thomas, Marcus	5
TE Graham, Daniel	15	LB Gold, Ian	14
TE Jackson, Nate	1	LB Webster, Nate	13
TE Mustard, Chad	2	LB Williams, D.J.	1
TE Scheffler, Tony	7	LB Winbom, Jamie	2
C/G Myers, Chris	16	CB Bailey, Champ	16
C Nalen, Tom	5	CB Bly, Dré	15
T Leipsis, Matt	16	CB Paymah, Karl	3
T Pears, Erik	16	DB Foxworth, Domonique	6
G Holland, Montrae	16	S Abdullah, Hamza	8
G Kuper, Chris	11	S Ferguson, Nick	7
		S Lynch, John	12

2007 COACHES

Mike Shanahan (Head Coach), **Jim Bates** (Asst. Head Coach/Defense), **Mike Heimerdinger** (Asst. Head Coach/DBs), **Rick Dennison** (Offensive Coordinator/OL), **Bob Slowik** (Defensive Coordinator/DBs), **Scott O'Brien** (Special Teams Coordinator), **Steve Watson** (Associate Head Coach), **Joe Baker** (Linebackers), **Jeremy Bates** (Wide Receivers/Quarterbacks), **Ronnie Bradford** (Asst. Def. Backs), **Jacob Burney** (Defensive Line), **Keith Burns** (Spec. Tms. Asst.), **Dwayne Chandler** (Asst. Strength & Conditioning), **Charlie Jackson** (Defensive Asst.), **Bill Johnson** (Defensive Line), **Pat McPherson** (Tight Ends), **Jim Ryan** (Offensive Asst.), **Greg Saporta** (Asst. Strength & Conditioning), **Ryan Slowik** (Spec. Tms. Asst.), **Bobby Turner** (Running Backs), **Rich Tuten** (Strength & Conditioning).

2007 LEADERS / RANKINGS

INDIVIDUAL	PLAYER	NO.	AFC RANK	NFL RANK	NFL LEADER	NO.
Points	Elam	114	9	16	Crosby (GB)	141
Rushing Yards	Young	729	15	27	Tomlinson (SD)	1,474
Passing Yards	Cutler	3,497	5	10	Brady (NE)	4,806
Passer Rating	Cutler	88.1	5	12	Brady (NE)	117.2
Receiving Yards	Marshall	1,325	4	6	Wayne (IND)	1,510
Receptions	Marshall	102	5	5	Houshmandzadeh (CIN/Welker (NE))	12
Interceptions	Bly	5	6	9	Cromartie (SD)	10
Sacks	Dumervil	12.5	3	6	Allen (KC)	15.5

OFFENSE	NO.	AFC RANK	NFL RANK	NFL LEADER	NO.
Points Per Game	20.0	9	21	New England	36.8
Total Yards Per Game	346.3	6	11	New England	411.3
Yards Per Play	5.7	2	4	New England	6.2
Rushing Yards Per Game	122.3	6	9	Minnesota	164.6
Net Passing Yards Per Game	224.0	6	13	New England	295.7

DEFENSE	NO.	AFC RANK	NFL RANK	NFL LEADER	NO.
Points Per Game	25.6	15	28	Indianapolis	16.4
Total Yards Per Game	336.0	10	19	Pittsburgh	266.4
Yards Per Play	5.4	11	22	Tampa Bay	4.6
Rushing Yards Per Game	142.6	14	30	Minnesota	74.1
Net Passing Yards Per Game	193.4	6	7	Tampa Bay	170.5

2007 KEY AWARDS

Pro Bowl (2): CB Champ Bailey, S John Lynch. **AP All-Pro (1):** CB Champ Bailey (second team).

2007 NFL STANDINGS

AFC EAST

Team	W	L	T	Pct	PF	PA
*yz-New England	16	0	0	1.000	589	274
Buffalo	7	9	0	.438	252	354
New York Jets	4	12	0	.250	268	355
Miami	1	15	0	.063	267	437

AFC NORTH

Team	W	L	T	Pct	PF	PA
y-Pittsburgh	10	6	0	.625	393	269
Cleveland	10	6	0	.625	402	382
Cincinnati	7	9	0	.438	380	385
Baltimore	5	11	0	.313	275	384

AFC SOUTH

Team	W	L	T	Pct	PF	PA
yz-Indianapolis	13	3	0	.813	450	262
x-Jacksonville	11	5	0	.688	411	304
x-Tennessee	10	6	0	.625	301	297
Houston	8	8	0	.500	379	384

AFC WEST

Team	W	L	T	Pct	PF	PA
y-San Diego	11	5	0	.688	412	284
Denver	7	9	0	.438	320	409
Kansas City	4	12	0	.250	226	335
Oakland	4	12	0	.250	283	398

NFC EAST

Team	W	L	T	Pct	PF	PA
*yz-Dallas	13	3	0	.813	455	325
x-New York Giants	10	6	0	.625	373	351
x-Washington	9	7	0	.563	334	310
Philadelphia	8	8	0	.500	336	300

NFC NORTH

Team	W	L	T	Pct	PF	PA
yz-Green Bay	13	3	0	.813	435	291
Minnesota	8	8	0	.500	365	311
Detroit	7	9	0	.438	346	444
Chicago	7	9	0	.438	334	348

NFC SOUTH

Team	W	L	T	Pct	PF	PA
y-Tampa Bay	9	7	0	.563	334	270
Carolina	7	9	0	.438	267	347
New Orleans	7	9	0	.438	379	388
Atlanta	4	12	0	.250	259	414

NFC WEST

Team	W	L	T	Pct	PF	PA
y-Seattle	10	6	0	.625	393	291
Arizona	8	8	0	.500	404	399
San Francisco	5	11	0	.313	219	364
St. Louis	3	13	0	.188	263	438

x - Playoffs; y - Division Title; z - First-round Bye; * - Home-field Advantage

WILD CARD PLAYOFF GAMES

1/5 - at Seattle 35, Washington 14
 1/5 - Jacksonville 31, at Pittsburgh 29
 1/6 - New York Giants 24, at Tampa Bay 14
 1/6 - at San Diego 17, Tennessee 6

DIVISIONAL PLAYOFF GAMES

1/12 - at Green Bay 42, Seattle 20
 1/12 - at New England 31, Jacksonville 20
 1/13 - San Diego 28, at Indianapolis 24
 1/13 - New York Giants 21, at Dallas 17

CONFERENCE CHAMPIONSHIPS

1/20 - at New England 21, San Diego 12
 1/20 - New York Giants 23, at Green Bay 20 (OT)

SUPER BOWL XLII (GLENDALE, ARIZ.)

2/3 - New York Giants 17, New England 14

2006 FINAL STATISTICS (9-7)

Head Coach: Mike Shanahan AFC West: 3rd Home Stadium: INVESCO Field at Mile High

Date	W-L	Score	Opponent	Attendance	RUSHING	No.	Yds.	Avg.	Long	TD
Sept 10	L	10-18	at St. Louis	65,577	T. Bell	233	1025	4.4	51	2
Sept 17	W	9-6	Kansas City (OT)	76,786	M. Bell	157	877	4.3	48	8
Sept 24	W	17-7	at New England	68,756	Walker	9	123	13.7	72t	1
Oct 9	W	13-3	Baltimore	76,355	Plummer	36	112	3.1	19	1
Oct 15	W	13-3	Oakland	76,691	Sapp	10	80	8.0	28	0
Oct 22	W	17-7	at Cleveland	73,024	Nash	18	66	3.7	26	0
Oct 29	L	31-34	Indianapolis	76,767	Johnson	5	30	6.0	15	0
Nov 5	W	31-20	at Pittsburgh	64,661	Cutler	12	18	1.5	9	0
Nov 12	W	17-13	at Oakland	62,094	Marshall	2	12	6.0	6	0
Nov 19	L	27-35	San Diego	76,723	Cobbs	3	9	3.0	3	0
Nov 23	L	10-19	at Kansas City	79,484	Scheffler	1	2	2.0	2	0
Dec 3	L	20-23	Seattle	76,146	Elam	1	-5	-5.0	-5	0
Dec 10	L	20-48	at San Diego	67,514	BRONCOS	488	2152	4.4	72t	12
Dec 17	W	37-20	at Arizona	63,845	OPPONENTS	447	1813	4.1	41	13
Dec 24	W	24-23	Cincinnati	75,759						
Dec 31	L	23-26	San Francisco (OT)	75,555						

TEAM STATISTICS				Den	Opp
TOTAL FIRST DOWNS				285	291
Rushing				106	97
Passing				151	183
Penalty				28	11
3RD DOWN: MADE/ATT				78/211	81/221
3rd Down Pct.				37.0	36.7
4TH DOWN: MADE/ATT				7/13	5/14
4th Down Pct.				53.8	35.7
POSSESSION AVG.				29:50	30:10
TOTAL NET YARDS				4951	5223
Avg. Per Game				309.4	326.4
Total Plays				973	1020
Avg. Per Play				5.1	5.1
NET YARDS RUSHING				2152	1813
Avg. Per Game				134.5	113.3
Total Rushes				488	447
NET YARDS PASSING				2799	3410
Avg. Per Game				174.9	213.1
Sacked/Yards Lost				31/196	35/202
Gross Yards				2995	3612
Att./Completions				454/256	538/327
Completion Pct.				56.4	60.8
Had Intercepted				18	17
PUNTS/AVERAGE				80/41.7	74/43.8
NET PUNTING AVG.				80/36.6	74/37.9
PENALTIES/YARDS				67/478	97/785
FUMBLES/BALL LOST				29/12	28/13
TOUCHDOWNS				34	29
Rushing				12	13
Passing				20	13
Returns				2	3

SCORE BY PERIODS				1	2	3	4	OT	PTS
BRONCOS				44	110	75	87	3	319
OPPONENTS				47	82	64	109	3	305

SCORING				TD	Ru	Pa	Ret	PAT	FG	\$	PTS
Elam				0	0	0	0	34/34	27/29	0	115
Walker				9	1	8	0	0	0	0	54
M. Bell				8	8	0	0	0	0	0	48
Scheffler				4	0	4	0	0	0	0	24
Smith				3	0	3	0	0	0	0	18
Alexander				2	0	2	0	0	0	0	12
T. Bell				2	2	0	0	0	0	0	12
Marshall				2	0	2	0	0	0	0	12
Bailey				1	0	0	1	0	0	0	6
Johnson				1	0	1	0	0	0	0	6
Plummer				1	1	0	0	0	0	0	6
Da. Williams				1	0	0	1	0	0	0	6
BRONCOS				34	12	20	2	34/34	27/29	0	319
OPPONENTS				29	13	13	3	27/27	34/42	0	305

2-PT. CONVERSIONS:				BRONCOS 0-0,	OPPONENTS 1-2
--------------------	--	--	--	--------------	---------------

SACKS: Dumervil 8.5, Ekuban 7, Lang 6, Chukwurah 4.5, Warren 2.5, M. Myers 2, Veal 1.5, Engelberger 1, D.J. Williams 1, Wilson 1, **BRONCOS 35.0, OPPONENTS 31.0**

PASSING				Att.	Comp.	Yds.	Comp. %	Yds/Att.	TD	TD %	Int	Int %	Long	Sack/Lost	Rating
Plummer				317	175	1994	55.2	6.29	11	3.5	13	4.1	83t	18/111	68.8
Cutler				137	81	1001	59.2	7.31	9	6.6	5	3.6	71t	13/85	88.5
BRONCOS				454	256	2995	56.4	6.60	20	4.4	18	4.0	83t	31/196	74.7
OPPONENTS				538	327	3612	60.8	6.71	13	2.4	17	3.2	63	35/202	75.6

RECEIVING				No.	Yds.	Avg.	Long	TD
Walker				69	1084	15.7	83t	8
Smith				52	512	9.8	20	3
T. Bell				24	115	4.8	16	0
Marshall				20	309	15.5	71t	2
M. Bell				20	158	7.9	24	0
Scheffler				18	286	15.9	29	4
Alexander				18	160	8.9	24	2
Kircus				9	187	20.8	45	0
Sapp				8	34	4.3	9	0
Johnson				7	37	5.3	20	1
Jackson				5	49	9.8	24	0
Nash				4	41	10.3	13	0
Mustard				2	23	11.5	14	0
BRONCOS				256	2995	11.7	83t	20
OPPONENTS				327	3612	11.0	63	13

INTERCEPTIONS				No.	Yds.	Avg.	Long	TD
Bailey				10	162	16.2	70t	1
Da. Williams				4	37	9.3	31t	1
Foxworth				1	45	45.0	45	0
Cox				1	0	0.0	0	0
Ferguson				1	0	0.0	0	0
BRONCOS				17	244	14.4	70t	2
OPPONENTS				18	292	16.2	46	2

PUNTING				No.	Yds.	Avg.	Net	TB	In20	Long	B
Ernstner				80	3338	41.7	36.6	7	23	61	0
BRONCOS				80	3338	41.7	36.6	7	23	61	0
OPPONENTS				74	3240	43.8	37.9	7	33	67	0

PUNT RETURNS				No.	FC	Yds.	Avg.	Long	TD
Da. Williams				25	12	206	8.2	34	0
Kircus				6	4	86	14.3	42	0
Smith				1	0	2	2.0	2	0
BRONCOS				32	16	294	9.2	42	0
OPPONENTS				39	16	268	6.9	21	0

KICKOFF RETURNS				No.	Yds.	Avg.	Long	TD
Clark				23	512	22.3	36	0
Morgan				17	423	24.9	64	0
M. Bell				5	97	19.4	22	0
Sapp				4	95	23.8	53	0
Kircus				2	38	19.0	20	0
Cobbs				1	0	0.0	0	0
Johnson				1	14	14.0	14	0
Mustard				1	2	2.0	2	0
Da. Williams				0	6	—	6	0
BRONCOS				54	1187	22.0	64	0
OPPONENTS				55	1480	26.9	60	0

FIELD GOALS				1-19	20-29	30-39	40-49	50+
Elam				0/0	10/10	10/10	6/8	1/1
BRONCOS				0/0	10/10	10/10	6/8	1/1
OPPONENTS				0/0	12/12	8/9	11/14	3/7

ELAM: (49G)(44N,23G,22G,39G)(23G)(43G,44G)(51G,22G)(32G,43N)(49G)(32G)(24G)(42G,38G)(31G)(37G,41G)(34G,33G)(30G,22G,30G)(24G)(22G,21G,22G)

OPPONENTS: (26G,44N,38G,29G,51G,48G,24G)(29G,45G)(37B)(24G)(54N,47G)(40G)(42G,30G,48G,37G)(40N,46G,29G)(55G,20G,51N)(24G,34G,29G,21G)(40N,53N,44G,23G,50G)(34G,35G)(49G,50N,38G)(46G)(46G,29G,46G,36G)



2006 DEFENSIVE STATS

(based on coaches' film review)

	TT	UT	A	S-YDS	I-YDS	PD	FF	FR
1 Wilson	113	88	25	1-5	0-0	6	1	0
2 Gold	101	77	24	0-0	0-0	4	1	0
3 Bailey	98	84	14	0-0	10-162	30	0	1
4 Lynch	97	64	33	0-0	0-0	5	2	1
5 Da. Williams	89	79	10	0-0	4-37	16	1	1
6 D.J. Williams	86	69	17	1-8	0-0	3	2	0
7 Myers	80	51	29	2-3	0-0	2	1	2
8 Ekuban	78	61	17	7-45.5	0-0	2	1	0
9 Foxworth	58	47	11	1-4	1-45	12	1	0
10 Engelberger	55	37	18	1-4	0-0	4	2	1
11 Lang	51	39	12	6-34	0-0	1	0	0
12 Warren	51	32	19	2.5-12	0-0	2	0	0
13 Veal	39	25	14	1.5-14	0-0	2	0	0
14 Ferguson	36	28	8	0-0	1-0	5	1	0
15 Chukwurah	20	11	9	4.5-20	0-0	1	0	0
16 Dumervil	19	15	4	8.5-56.5	0-0	0	2	3
17 Brandon	15	9	6	0-0	0-0	1	1	0
18 Paymah	14	14	0	0-0	0-0	2	0	0
19 Webster	13	7	6	0-0	0-0	0	0	0
20 Cox	11	10	1	0-0	1-0	5	0	1
21 Abdullah	4	3	1	0-0	0-0	0	0	0
22 Burns	2	1	1	0-0	0-0	0	0	0
Peterson	2	1	1	0-0	0-0	0	0	0
24 Burton	1	0	1	0-0	0-0	0	0	0
Green	1	1	0	0-0	0-0	0	0	0
TOTALS	1134	853	281	35-202	17-244	103	17	10

2006 GAMES STARTED

OFFENSE		DEFENSE	
QB Cutler, Jay	5	DE Ekuban, Ebenezer	15
QB Plummer, Jake	11	DE Engelberger, John	1
RB Bell, Mike	3	DE Lang, Kenard	16
RB Bell, Tatum	13	DT Myers, Michael	1
FB Johnson, Kyle	7	DT Veal, Demetris	1
FB Sapp, Cecil	1	DT Warren, Gerard	15
WR Marshall, Brandon	1	LB Gold, Ian	15
WR Smith, Rod	16	LB Webster, Nate	2
WR Walker, Javon	16	LB Williams, D.J.	15
TE Alexander, Stephen	14	LB Wilson, A.I.	15
TE Mustard, Chad	4	CB Bailey, Champ	16
TE Scheffler, Tony	5	CB Williams, Darrent	14
C Nalen, Tom	16	DB Foxworth, Domonique	5
T Foster, George	13	S Cox, Curome	4
T Lepsis, Matt	6	S Ferguson, Nick	10
T Meadows, Adam	3	S Lynch, John	16
T Pears, Erik	10		
G Carlisle, Cooper	16		
G Hamilton, Ben	16		

2006 COACHES

Mike Shanahan (Head Coach), **Mike Heimerdinger** (Asst. Head Coach), **Rick Dennison** (Offensive Coordinator), **Larry Cory** (Defensive Coordinator), **Jeremy Bates** (Offensive Asst.), **Chip Beake** (Quality Control), **Ronnie Bradford** (Special Teams), **Tim Brewster** (Tight Ends), **Jacob Burrey** (Defensive Line/Ends), **Kirk Doll** (Linebackers), **Thomas McGaughey** (Special Teams Asst.), **Pat McPherson** (Quarterbacks), **Andre Patterson** (Defensive Line/Tackles), **Jim Ryan** (Defensive Asst.), **Greg Saporta** (Asst. Strength & Conditioning), **Bob Slowik** (Defensive Backs), **Ryan Slowik** (Defensive Asst.), **Cedric Smith** (Asst. Strength & Conditioning), **Jimmy Spencer** (Asst. Defensive Backs), **Bobby Turner** (Running Backs), **Rich Tulen** (Strength & Conditioning), **Steve Watson** (Wide Receivers).

2006 LEADERS / RANKINGS

INDIVIDUAL	PLAYER	NO.	AFC RANK	NFL RANK	NFL LEADER	NO.
Points	Elam	115	51	101	Tomlinson (SD)	186
Rushing Yards	T. Bell	1,025	9	22	Tomlinson (SD)	1,815
Passing Yards	Plummer	1,994	13	27	Brees (NO)	4,418
Passer Rating	Plummer	68.8	13	28	Manning (IND)	101.0
Receiving Yards	Walker	1,084	7	15	C. Johnson (CIN)	1,369
Receptions	Walker	69	14	28	A. Johnson (HOU)	103
Interceptions	Bailey	10	11	11	Bailey (DEN)/Samuel (NE)	10
Sacks	Dumervil	8.5	15	22	Merriman (SD)	17.0
OFFENSE		NO.	AFC RANK	NFL RANK	NFL LEADER	NO.
Points Per Game		19.9	10	17	San Diego	30.8
Total Yards Per Game		309.4	10	21	New Orleans	391.5
Yards Per Play		5.1	9	18	Philadelphia	6.2
Rushing Yards Per Game		134.5	4	8	Atlanta	183.7
Net Passing Yards Per Game		174.9	12	25	New Orleans	281.4
DEFENSE		NO.	AFC RANK	NFL RANK	NFL LEADER	NO.
Points Per Game		19.1	7	81	Baltimore	12.6
Total Yards Per Game		326.4	8	14	Baltimore	264.1
Yards Per Play		5.1	8	12	Baltimore	4.5
Rushing Yards Per Game		113.3	7	12	Minnesota	61.6
Net Passing Yards Per Game		213.1	13	21	Oakland	150.8

2006 KEY AWARDS

Pro Bowl (3): CB Champ Bailey, S John Lynch, LB A.I. Wilson. **AP All-Pro (2):** CB Champ Bailey (first team), LB A.I. Wilson (second team).

2006 NFL STANDINGS

AFC EAST

Team	W	L	T	Pct	PF	PA
y-New England	12	4	0	.750	385	237
x-New York Jets	10	6	0	.625	316	295
Buffalo	7	9	0	.438	300	311
Miami	6	10	0	.375	260	283

AFC NORTH

Team	W	L	T	Pct	PF	PA
yz-Baltimore	13	3	0	.813	353	201
Cincinnati	8	8	0	.500	373	331
Pittsburgh	8	8	0	.500	353	315
Cleveland	4	12	0	.250	238	356

AFC SOUTH

Team	W	L	T	Pct	PF	PA
y-Indianapolis	12	4	0	.750	427	360
Tennessee	8	8	0	.500	324	400
Jacksonville	8	8	0	.500	371	274
Houston	6	10	0	.375	267	366

AFC WEST

Team	W	L	T	Pct	PF	PA
*yz-San Diego	14	2	0	.875	492	303
x-Kansas City	9	7	0	.563	331	315
Denver	9	7	0	.563	319	305
Oakland	2	14	0	.125	168	332

NFC EAST

Team	W	L	T	Pct	PF	PA
y-Philadelphia	10	6	0	.625	398	328
x-Dallas	9	7	0	.563	425	350
x-New York Giants	8	8	0	.500	355	362
Washington	5	11	0	.313	307	376

NFC NORTH

Team	W	L	T	Pct	PF	PA
*yz-Chicago	13	3	0	.813	427	255
Green Bay	8	8	0	.500	301	366
Minnesota	6	10	0	.375	282	327
Detroit	3	13	0	.188	305	398

NFC SOUTH

Team	W	L	T	Pct	PF	PA
yz-New Orleans	10	6	0	.625	413	322
Carolina	8	8	0	.500	270	305
Atlanta	7	9	0	.438	292	328
Tampa Bay	4	12	0	.250	211	353

NFC WEST

Team	W	L	T	Pct	PF	PA
y-Seattle	9	7	0	.563	335	341
St. Louis	8	8	0	.500	367	381
San Francisco	7	9	0	.438	298	412
Arizona	5	11	0	.313	314	389

x - Playoffs; y - Division Title; z - First-round Bye; * - Home-field Advantage

WILD CARD PLAYOFF GAMES

1/6 - at Indianapolis 23, Kansas City 8
 1/6 - at Seattle 21, Dallas 20
 1/7 - at New England 37, New York Jets 16
 1/7 - at Philadelphia 23, New York Giants 20

DIVISIONAL PLAYOFF GAMES

1/13 - Indianapolis 15, at Baltimore 6
 1/13 - at New Orleans 27, Philadelphia 24
 1/14 - at Chicago 27, Seattle 24 (OT)
 1/14 - New England 24, at San Diego 21

CONFERENCE CHAMPIONSHIPS

1/21 - at Chicago 39, New Orleans 14
 1/21 - at Indianapolis 38, New England 34

SUPER BOWL XLI (SOUTH FLORIDA)

2/4 - Indianapolis 29, Chicago 17

2005 FINAL STATISTICS (13-3)

Head Coach: Mike Shanahan AFC West: 1st Home Stadium: INVESCO Field at Mile High

Date	W-L	Score	Opponent	Attendance	RUSHING	No.	Yds.	Avg.	Long	TD
Sept 11	L	10-34	at Miami	72,324	M. Anderson	239	1014	4.2	44t	12
Sept 18	W	20-17	San Diego	75,310	Bell	173	921	5.3	68	8
Sept 26	W	30-10	Kansas City	76,381	Dayne	53	270	5.1	55	1
Oct 2	W	20-7	at Jacksonville	66,045	Plummer	46	151	3.3	22	2
Oct 9	W	21-19	Washington	75,880	Lelie	5	84	16.8	39	0
Oct 16	W	28-20	New England	76,571	Van Pelt	11	48	4.4	11	1
Oct 23	L	23-24	at New York Giants	78,516	Sapp	5	21	4.2	10	0
Oct 30	W	49-21	Philadelphia	76,530	Adams	5	14	2.8	13	0
Nov 13	W	31-17	at Oakland	62,779	Johnson	4	9	2.3	4	1
Nov 20	W	27-0	New York Jets	76,255	Smith	1	7	7.0	7	0
Nov 24	W	24-21	at Dallas (OT)	63,273	BRONCOS	542	2539	4.7	68	25
Dec 4	L	27-31	at Kansas City	78,261	OPPONENTS	344	1363	4.0	61	10
Dec 11	W	12-10	Baltimore	75,651						
Dec 17	W	28-17	at Buffalo	71,887						
Dec 24	W	22-3	Oakland	76,212						
Dec 31	W	23-7	at San Diego	65,513						

TEAM STATISTICS	Den	Opp
TOTAL FIRST DOWNS	330	295
Rushing	145	82
Passing	162	183
Penalty	23	30
3RD DOWN: MADE/ATT	76/210	76/207
3rd Down Pct.	36.2	36.7
4TH DOWN: MADE/ATT	14/19	10/19
4th Down Pct.	73.7	52.6
POSSESSION AVG.	32:37	27:23
TOTAL NET YARDS	5766	5006
Avg. Per Game	360.4	312.9
Total Plays	1030	985
Avg. Per Play	5.6	5.1

NET YARDS RUSHING	Den	Opp
Avg. Per Game	158.7	85.2
Total Rushes	542	344
NET YARDS PASSING	Den	Opp
Avg. Per Game	201.7	227.7
Sacked/Yards Lost	23/146	28/190
Gross Yards	3373	3833
Att./Completions	465/279	613/344
Completion Pct.	60.0	56.1
Had Intercepted	7	20
PUNTS/AVERAGE	73/43.2	81/44.9
NET PUNTING AVG.	73/38.0	81/38.2
PENALTIES/YARDS	97/55.6	139/98.9
FUMBLES/BALL LOST	19/9	29/16
TOUCHDOWNS	46	31
Rushing	25	10
Passing	18	20
Returns	3	1

SCORE BY PERIODS	1	2	3	4	OT	PTS
BRONCOS	81	143	83	85	3	395
OPPONENTS	44	61	37	116	0	258

SCORING	TD	Ru	Pa	Ret	PAT	FG	S	PTS
Elam	0	0	0	0	43/44	24/32	0	115
M. Anderson	13	12	1	0	0	0	0	78
Bell	8	8	0	0	0	0	0	48
Johnson	6	1	5	0	0	0	0	36
Smith	6	0	6	0	0	0	0	36
Bailey	2	0	0	2	0	0	0	12
Carswell	2	0	2	0	0	0	0	12
Plummer	2	2	0	0	0	0	0	12
S. Alexander	1	0	1	0	0	0	0	6
Dayne	1	1	0	0	0	0	0	6
Devoe	1	0	1	0	0	0	0	6
Duke	1	0	1	0	0	0	0	6
Lelie	1	0	1	0	0	0	0	6
Van Pelt	1	1	0	0	0	0	0	6
Da. Williams	1	0	0	1	0	0	0	6
Putzier	0	0	0	0	0	0	0	2
Veal	0	0	0	0	0	0	0	2
BRONCOS	46	25	18	3	43/44	24/32	1	395
OPPONENTS	31	10	20	1	30/30	14/18	0	258

2-PT. CONVERSIONS: Putzier, BRONCOS 1-2, OPPONENTS 0-1

SACKS: Ekuban 4.0, Lynch 4.0, Pryce 4.0, Gold 3.0, Warren 3.0, Wilson 3.0, Brown 2.0, Coleman 1.0, M. Myers 1.0, Veal 1.0, Da. Williams 1.0, (group) 1.0, **BRONCOS 28.0, OPPONENTS 23.0**

PASSING	Att.	Comp.	Yds.	Comp.%	Yds/Att.	TD	TD%	Int	Int%	Long	Sack/Lost	Rating
Plummer	456	277	3366	60.7	7.38	18	3.9	7	1.5	72	22/135	90.2
Van Pelt	8	2	7	25.0	0.88	0	0.0	0	0.0	5	0/0	39.6
Smith	1	0	0	0.0	0.00	0	0.0	0	0.0	0	1/11	39.6
BRONCOS	465	279	3373	60.0	7.25	18	3.9	7	1.5	72	23/146	88.9
OPPONENTS	613	344	3833	56.1	6.25	20	3.3	20	3.3	91t	28/190	72.2

RECEIVING	No.	Yds.	Avg.	Long	TD
Smith	85	1105	13.0	72	6
Lelie	42	770	18.3	56	1
Putzier	37	481	13.0	32	0
Adams	21	203	9.7	21	0
S. Alexander	21	170	8.1	15	1
M. Anderson	18	212	11.8	66t	1
Bell	18	104	5.8	14	0
Johnson	17	160	9.4	33	5
Devoe	9	87	9.7	44t	1
Dayne	3	17	5.7	7	0
Duke	2	22	11.0	21	1
Watts	2	22	11.0	12	0
Sapp	2	17	8.5	12	0
Carswell	2	3	1.5	2t	2
BRONCOS	279	3373	12.1	72	18
OPPONENTS	344	3833	11.1	91t	20

INTERCEPTIONS	No.	Yds.	Avg.	Long	TD
Bailey	8	139	17.4	65t	2
Ferguson	5	59	11.8	30	0
Da. Williams	2	108	54.0	80t	1
Foxworth	2	23	11.5	23	0
Lynch	2	2	1.0	1	0
Cox	1	48	48.0	48	0
BRONCOS	20	379	19.0	80t	3
OPPONENTS	7	43	6.1	25	0

PUNTING	No.	Yds.	Avg.	Net	TB	In20	Long	B
Sauerbrun	72	3157	43.8	38.0	6	24	66	1
BRONCOS	73	3157	43.2	38.0	6	24	66	1
OPPONENTS	81	3633	44.9	38.2	13	25	64	0

PUNT RETURNS	No.	FC	Yds.	Avg.	Long	TD
Da. Williams	17	12	148	8.7	52	0
Adams	16	5	133	8.3	32	0
BRONCOS	33	17	281	8.5	52	0
OPPONENTS	36	15	266	7.4	20	0

KICKOFF RETURNS	No.	Yds.	Avg.	Long	TD
Da. Williams	18	431	23.9	36	0
R. Alexander	12	261	21.8	31	0
Adams	10	218	21.8	32	0
Sapp	2	28	14.0	20	0
M. Anderson	1	18	18.0	18	0
Carswell	1	0	0.0	0	0
Engelberger	1	5	5.0	5	0
Johnson	1	8	8.0	8	0
Veal	1	6	6.0	6	0
BRONCOS	67	975	20.7	36	0
OPPONENTS	47	1696	25.3	87	0

FIELD GOALS	1-19	20-29	30-39	40-49	50+
Elam	0/0	9/10	5/5	9/13	1/4
BRONCOS	0/0	9/10	5/5	9/13	1/4
OPPONENTS	0/0	3/3	6/8	4/5	1/2

ELAM: (28G)(45G,53N,53N,41G)(30G,51G,25G,46N)(41N,46B,33G,42G)(1)(49G,42G,27G,49N)(1)(22G,38G,25G)(26G,47G)(24G)(22G,40G)(47G,48G)(1)(29G,33G,34G,52N)(28N)

OPPONENTS: (29G,44G)(42G)(28G)(1)(34G,38B,36G)(39G,53N,38G)(52G)(1)(45N,40G)(1)(34N)(34G)(29G)(31G)(43G)(1)

2005 DEFENSIVE STATS

(based on coaches' film review)

	TT	UT	A	S-YDS	I-YDS	PD	FF	FR
1 Gold	106	81	25	3-17	0-0	5	4	2
2 Wilson	90	72	18	3-12	0-0	9	2	1
3 Ferguson	81	62	19	0-0	5-59	12	2	1
4 Bailey	72	62	10	0-0	8-139	28	2	0
5 Lynch	69	47	22	4-41	2-2	8	4	0
6 D.J. Williams	68	44	24	0-0	0-0	5	1	0
7 Foxworth	66	59	7	0-0	2-23	18	1	1
8 Da. Williams	58	52	6	1-8	2-108	12	1	1
9 Myers	50	28	22	1-10	0-0	2	0	1
10 Warren	42	22	20	3-25	0-0	3	1	0
11 Ekuban	41	28	13	4-21	0-0	2	0	1
12 Pryce	41	35	6	4-22	0-0	1	1	0
13 Brown	38	30	8	2-14	0-0	1	0	2
14 Veal	33	23	10	1-14	0-0	0	0	1
15 Engelberger	24	17	7	0-0	0-0	0	0	0
16 Brandon	20	13	7	0-0	0-0	3	0	1
17 Walls	16	16	0	0-0	0-0	6	1	0
18 Cox	11	9	2	0-0	1-48	5	0	0
19 Coleman	10	6	4	1-6	0-0	1	0	0
20 Paymah	3	2	1	0-0	0-0	0	0	0
21 Burns	2	0	2	0-0	0-0	0	0	0
22 Chukwurah	2	1	1	0-0	0-0	0	0	0
23 Pope	2	2	0	0-0	0-0	0	0	0
24 Team	0	0	0	1-0	0-0	0	0	0
TOTALS	945	711	234	28-190	20-379	121	20	12

2005 GAMES STARTED

OFFENSE	DEFENSE
QB Plummer, Jake	16 DE Brown, Courtney
RB Anderson, Mike	15 DE Ekuban, Ebenezer
RB Bell, Tatum	1 DE Pryce, Trevor
FB Johnson, Kyle	14 DT Myers, Michael
WR Adams, Charlie	2 DT Warren, Gerard
WR Lelie, Ashley	13 LB Burns, Keith
WR Smith, Rod	16 LB Gold, Ian
TE Alexander, Stephen	15 LB Williams, D.J.
TE Putzler, Jeb	4 LB Wilson, Al
C Nalen, Tom	16 CB Bailey, Champ
T Foster, George	16 CB Foxworth, Dominique
T Lepsis, Matt	16 CB Walls, Lenny
G Carlisle, Cooper	16 CB Williams, Darrent
G Hamilton, Ben	16 S Cox, Curume
	16 S Ferguson, Nick
	16 S Lynch, John

2005 COACHES

Mike Shanahan (Head Coach), **Gary Kubiak** (Offensive Coordinator), **Larry Coyer** (Defensive Coordinator), **Ronnie Bradford** (Special Teams), **Tim Brewster** (Tight Ends), **Jacob Burney** (Defensive Line/Ends), **Troy Calhoun** (Asst. to Head Coach), **Rick Dennison** (Offensive Line), **Kirk Doll** (Linebackers), **Thomas McGaughey** (Special Teams Asst.), **Pat McPherson** (Quarterbacks), **Andre Patterson** (Defensive Line/Tackles), **Jim Ryan** (Defensive Asst.), **Greg Saporta** (Asst. Strength & Conditioning), **Bob Slowik** (Defensive Backs), **Ryan Slowik** (Defensive Asst.), **Cedric Smith** (Asst. Strength & Conditioning), **Jimmy Spencer** (Asst. Defensive Backs), **Bobby Turner** (Running Backs), **Rich Tulen** (Strength & Conditioning), **Steve Watson** (Wide Receivers).

2005 LEADERS / RANKINGS

INDIVIDUAL	PLAYER	NO.	AFC RANK	NFL RANK	NFL LEADER	NO.
Points	Elam	115	7	12	Alexander (SEA)	168
Rushing Yards	Anderson	1,014	9	16	Alexander (SEA)	1,880
Passing Yards	Plummer	3,366	7	12	Brady (NE)	4,110
Passer Rating	Plummer	90.2	5	7	Manning (IND)	104.1
Receiving Yards	Smith	1,105	4	13	Smith (CAR)	1,563
Receptions	Smith	85	4	9	Smith (CAR)/Rogers (ARI)	1,053
Interceptions	Bailey	8	3	4t	Law (NYJ)/O'Neal (CIN)	10
Sacks	Three Players	4	40t	78t	Burgess (OAK)	16.0
OFFENSE	NO.	AFC RANK	NFL RANK	NFL LEADER	NO.	
Points Per Game	24.7	5	7	Seattle	28.3	
Total Yards Per Game	360.4	3	5	Kansas City	387.0	
Yards Per Play	5.6	4	5	Kansas City	5.8	
Rushing Yards Per Game	158.7	1	2	Atlanta	159.1	
Net Passing Yards Per Game	201.7	9	18	Arizona	277.3	
DEFENSE	NO.	AFC RANK	NFL RANK	NFL LEADER	NO.	
Points Per Game	16.1	2t	3t	Chicago	12.6	
Total Yards Per Game	312.9	7	15	Tampa Bay	277.8	
Yards Per Play	5.1	8	18	Chicago	4.4	
Rushing Yards Per Game	85.2	2	2	San Diego	84.3	
Net Passing Yards Per Game	227.7	14	29	Green Bay	167.5	

2005 KEY AWARDS

Pro Bowl (4): CB Champ Bailey, S John Lynch, WR Rod Smith, LB Al Wilson. **AP All-Pro (2):** CB Champ Bailey (first team), LB Al Wilson (first team).

2005 NFL STANDINGS

AFC EAST

Team	W	L	T	Pct	PF	PA
y-New England	10	6	0	.625	379	338
Miami	9	7	0	.563	318	317
Buffalo	5	11	0	.313	271	367
New York Jets	4	12	0	.250	240	355

AFC NORTH

Team	W	L	T	Pct	PF	PA
y-Cincinnati	11	5	0	.688	421	350
x-Pittsburgh	11	5	0	.688	389	258
Baltimore	6	10	0	.375	265	299
Cleveland	6	10	0	.375	232	301

AFC SOUTH

Team	W	L	T	Pct	PF	PA
*yz-Indianapolis	14	2	0	.875	439	247
x-Jacksonville	12	4	0	.750	361	269
Tennessee	4	12	0	.250	299	421
Houston	2	14	0	.125	260	431

AFC WEST

Team	W	L	T	Pct	PF	PA
yz-Denver	13	3	0	.813	395	258
Kansas City	10	6	0	.625	403	325
San Diego	9	7	0	.563	418	312
Oakland	4	12	0	.250	290	383

NFC EAST

Team	W	L	T	Pct	PF	PA
y-New York Giants	11	5	0	.688	422	314
x-Washington	10	6	0	.625	359	293
Dallas	9	7	0	.563	325	308
Philadelphia	6	10	0	.375	310	388

NFC NORTH

Team	W	L	T	Pct	PF	PA
yz-Chicago	11	5	0	.688	260	202
Minnesota	9	7	0	.563	306	344
Detroit	5	11	0	.313	254	345
Green Bay	4	12	0	.250	298	344

NFC SOUTH

Team	W	L	T	Pct	PF	PA
y-Tampa Bay	11	5	0	.688	300	274
x-Carolina	11	5	0	.688	391	259
Atlanta	8	8	0	.500	351	341
New Orleans	3	13	0	.188	235	398

NFC WEST

Team	W	L	T	Pct	PF	PA
*yz-Seattle	13	3	0	.813	452	271
St. Louis	6	10	0	.375	363	429
Arizona	5	11	0	.313	311	387
San Francisco	4	12	0	.250	239	428

x - Playoffs; y - Division Title; z - First-round Bye; * - Home-field Advantage

WILD CARD PLAYOFF GAMES

1/7 - Washington 17, at Tampa Bay 10
1/7 - at New England 28, Jacksonville 3
1/8 - Carolina 23, at New York Giants 0
1/8 - Pittsburgh 31, at Cincinnati 17

DIVISIONAL PLAYOFF GAMES

1/14 - at Seattle 20, Washington 10
1/14 - at Denver 27, New England 13
1/15 - Pittsburgh 21, at Indianapolis 18
1/15 - Carolina 29, at Chicago 21

CONFERENCE CHAMPIONSHIPS

1/22 - Pittsburgh 34, at Denver 17
1/22 - at Seattle 34, Carolina 14

SUPER BOWL XL (DETROIT)

2/5 - Pittsburgh 21, Seattle 10

2004 FINAL STATISTICS (10-6)

Head Coach: Mike Shanahan AFC West: 2nd Home Stadium: INVESCO Field at Mile High

Date	W-L	Score	Opponent	Attendance	RUSHING	No.	Yds.	Avg.	Long	TD
Sept 12	W	34-24	Kansas City	75,939	Droughns	275	1240	4.5	51t	6
Sept 19	L	6-7	at Jacksonville	69,127	Bell	75	396	5.3	29	3
Sept 26	W	23-13	San Diego	74,533	Griffin	85	311	3.7	47t	2
Oct 3	W	16-13	at Tampa Bay	65,341	Plummer	62	202	3.3	22	1
Oct 10	W	20-17	Carolina	75,072	Hearst	20	81	4.1	11	1
Oct 17	W	31-3	at Oakland	62,507	Smith	5	33	6.6	14	0
Oct 25	L	10-23	at Cincinnati	65,806	Watts	5	33	6.6	10	0
Oct 31	L	28-41	Atlanta	75,083	Sapp	4	32	8.0	18	0
Nov 7	W	31-13	Houston	74,292	Lelie	3	5	1.7	8	0
Nov 21	W	34-13	at New Orleans	64,900	BRONCOS	534	2333	4.4	51t	13
Nov 28	L	24-25	Oakland	75,936	OPPONENTS	396	1512	3.8	44	16
Dec 5	L	17-20	at San Diego	65,395	RECEIVING	No.	Yds.	Avg.	Long	TD
Dec 12	W	20-17	Miami	75,027	Smith	79	1144	14.5	85t	7
Dec 19	L	17-45	at Kansas City	77,702	Lelie	54	1084	20.1	58	7
Dec 25	W	37-16	at Tennessee	68,809	Putzier	36	572	15.9	39	2
Jan 2	W	33-14	Indianapolis	75,149	Droughns	32	241	7.5	23t	2
					Watts	31	385	12.4	28	1
					Carswell	22	198	9.0	20	1
					Griffin	10	68	6.8	22	1
					K. Johnson	9	126	14.0	31	2
					Jackson	8	73	9.1	20	0
					Hape	8	35	4.4	11	4
					Luke	6	52	8.7	12	0
					Bell	5	80	16.0	58	0
					Hearst	2	20	10.0	15	0
					Bailey	1	11	11.0	11	0
					BRONCOS	303	4089	13.5	85t	27
					OPPONENTS	272	3213	11.8	71t	17

TEAM STATISTICS	Den	Opp
TOTAL FIRST DOWNS	351	235
Rushing	127	83
Passing	184	130
Penalty	40	22
3RD DOWN: MADE/ATT	78/206	65/209
3rd Down Pct.	37.9	31.1
4TH DOWN: MADE/ATT	7/14	5/14
4th Down Pct.	50.0	35.7
POSSESSION AVG.	32:38	27:23
TOTAL NET YARDS	6332	4459
Avg. Per Game	395.8	278.7
Total Plays	1070	918
Avg. Per Play	5.9	4.9
NET YARDS RUSHING	2333	1512
Avg. Per Game	145.8	94.5
Total Rushes	534	396
NET YARDS PASSING	3999	2947
Avg. Per Game	249.9	184.2
Sacked/Yards Lost	15/90	38/266
Gross Yards	4089	3213
Att./Completions	521/303	484/272
Completion Pct.	58.2	56.2
Had Intercepted	20	12
PUNTS/AVERAGE	70/40.5	95/44.7
NET PUNTING AVG.	70/34.3	95/38.2
PENALTIES/YARDS	93/880	120/1062
FUMBLES/BALL LOST	23/9	24/8
TOUCHDOWNS	42	35
Rushing	13	16
Passing	27	17
Returns	2	2

SCORE BY PERIODS	1	2	3	4	OT	PTS
BRONCOS	102	138	50	91	0	381
OPPONENTS	68	121	67	48	0	304

SCORING	TD	Ru	Pa	Ret	PAT	FG	S	PTS
Elam	0	0	0	0	42/42	29/34	0	129
Droughns	8	6	2	0	0	0	48	
Lelie	7	0	7	0	0	0	42	
Smith	7	0	7	0	0	0	42	
Hape	4	0	4	0	0	0	24	
Bell	3	3	0	0	0	0	18	
Griffin	3	2	1	0	0	0	18	
K. Johnson	2	0	2	0	0	0	12	
Putzier	2	0	2	0	0	0	12	
Carswell	1	0	1	0	0	0	6	
Hearst	1	1	0	0	0	0	6	
E. Johnson	1	0	0	1	0	0	6	
Plummer	1	1	0	0	0	0	6	
Watts	1	0	1	0	0	0	6	
Wilson	1	0	0	1	0	0	6	
BRONCOS	42	13	27	2	42/42	29/34	0	381
OPPONENTS	35	16	17	2	31/32	21/26	0	304

2-PT. CONVERSIONS: BRONCOS 0-0, OPPONENTS 0-3

SACKS: Hayward 10.5, E. Johnson 3.0, Palepoi LG 3.0, Palepoi TM 3.0, Coleman 2.5, Fatafehi 2.5, Wilson 2.5, Ellis 2.0, K. Kennedy 2.0, Lynch 2.0, Williams 2.0, Chukwurah 1.0, Herndon 1.0, R. Johnson 1.0, Middlebrooks 1.0, Pope 1.0, Spragan 1.0, **BRONCOS 38.0, OPPONENTS 15.0**

PASSING	Att.	Comp.	Yds.	Comp.%	Yds/Att.	TD	TD%	Int	Int%	Lg	Sack/Lost	Rating
Plummer	521	303	4089	58.2	7.85	27	5.2	20	3.8	85t	15/90	84.5
BRONCOS	521	303	4089	58.2	7.85	27	5.2	20	3.8	85t	15/90	84.5
OPPONENTS	484	272	3213	56.2	6.64	17	3.5	12	2.5	71t	38/266	78.0

INTERCEPTIONS	No.	Yds.	Avg.	Long	TD
Bailey	3	0	0.0	0	0
Herndon	2	17	8.5	15	0
Wilson	2	17	8.5	10	1
Hayward	1	76	76.0	76	0
E. Johnson	1	32	32.0	32t	1
K. Kennedy	1	21	21.0	21	0
Williams	1	10	10.0	10	0
Lynch	1	2	2.0	2	0
BRONCOS	12	175	14.6	76	2
OPPONENTS	20	344	17.2	97	1

PUNTING	No.	Yds.	Avg.	Net	TB	In20	Long	B
Knorr	54	2243	41.5	34.2	6	12	66	1
Baker LG	24	931	38.8	31.6	1	10	52	0
Baker TM	15	591	39.4	34.4	1	7	48	0
BRONCOS	70	2834	40.5	34.3	7	19	66	1
OPPONENTS	95	4250	44.7	38.2	11	36	65	0

PUNT RETURNS	No.	FC	Yds.	Avg.	Long	TD
Smith	22	8	223	10.1	30	0
Luke	19	8	135	7.1	21	0
Adams	2	1	42	21.0	39	0
BRONCOS	43	17	400	9.3	39	0
OPPONENTS	32	11	295	9.2	50	0

KICKOFF RETURNS	No.	Yds.	Avg.	Long	TD
R. Alexander	19	386	20.3	32	0
Luke	15	306	20.4	32	0
Droughns	14	344	24.6	48	0
Griffin	4	52	13.0	21	0
Sapp	1	34	34.0	34	0
BRONCOS	53	1122	21.2	48	0
OPPONENTS	68	1635	24.0	97t	1

FIELD GOALS	1-19	20-29	30-39	40-49	50+
Elam	0/0	10/10	7/8	9/12	3/4
BRONCOS	0/0	10/10	7/8	9/12	3/4
OPPONENTS	0/0	6/6	7/8	3/5	5/7

ELAM: (43G,45G)(44G,22G,51N)(22G,23G,43G)(49G,50G,23G)(32G,33G)(33G)(49N,29G)(52G)(48G,34G)(32G,43B)(43N,31G)(20G,50G)(27G)(22G,34N,22G,30G)(45G,23G,40G,40G)

OPPONENTS: (58N,50G)(23G,51G)(28G,30G)(53G,52N)(35G)(53G,34G,35G)(24G,43G,49N)(37N)(24G,36G)(48N)(23G,23G)(32G)(39G)(44G,43G,50G)(1)

2004 DEFENSIVE STATS

(based on coaches' film review)

	TT	UT	A	S-YDS	I-YDS	PD	FF	FR
1 Williams	114	82	32	2-13	1-10	9	1	0
2 Wilson	109	73	36	2.5-20	2-17	4	2	0
3 Kennedy	90	73	17	2-15	1-12	6	2	1
4 Bailey	84	74	10	0-0	3-0	13	0	0
5 Herndon	77	64	13	1-5	2-17	20	3	1
6 Lynch	76	56	20	2-17	1-2	10	3	0
7 Spragan	65	40	25	1-1	0-0	3	1	1
8 Hayward	60	45	15	10.5-73.5	1-76	5	1	1
9 Coleman	46	29	17	2.5-14.5	0-0	1	1	1
10 Fatafehi	31	20	11	2.5-22	0-0	1	0	1
11 Pope	30	22	8	1-2	0-0	1	0	0
12 Palepoi	25	17	8	3-19	0-0	3	0	0
13 E. Johnson	24	16	8	3-26	1-32	1	0	0
14 Walls	21	18	3	0-0	0-0	2	1	0
15 R. Johnson	18	11	7	1-12	0-0	2	1	0
16 Middlebrooks	17	16	1	1-3	0-0	10	0	1
17 Ferguson	16	15	1	0-0	0-0	1	0	0
18 Ellis	6	6	0	2-11	0-0	0	0	0
R. Alexander	6	5	1	0-0	0-0	0	0	0
20 Chukwurah	4	3	1	1-12	0-0	1	1	0
21 Holland	2	2	0	0-0	0-0	1	0	0
Pryce	2	2	0	0-0	0-0	1	0	0
Pierce	2	0	2	0-0	0-0	0	0	0
TOTALS	925	689	236	38-266	12-175	95	17	7

2004 GAMES STARTED

OFFENSE

QB Plummer, Jake	16	DE Coleman, Marco	16
RB Droughns, Reuben	15	DE Hayward, Reggie	15
RB Griffin, Quentin	4	DE Johnson, Raylee	1
FB Johnson, Kyle	3	DE Pryce, Trevor	1
WR Lelle, Ashley	16	DT Fatafehi, Mario	16
WR Smith, Rod	16	DT Pope, Monsanto	15
WR Watts, Darius	2	LB Spragan, Donnie	14
TE Carswell, Dwayne	14	LB Williams, D.J.	14
TE Hape, Patrick	5	LB Wilson, Al	16
TE Puttler, Jeb	5	CB Alexander, Roc	1
C Nalen, Tom	16	CB Bailey, Champ	16
T Foster, George	16	CB Herndon, Kelly	16
T Lepsis, Matt	16	CB Middlebrooks, Willie	2
G Neil, Dan	12	CB Walls, Lenny	1
G Hamilton, Ben	16	S Ferguson, Nick	1
G Carlisle, Cooper	3	S Kennedy, Kenoy	16
		S Lynch, John	15

2004 COACHES

Mike Shanahan (Head Coach), Gary Kubiak (Offensive Coordinator), Larry Coyer (Defensive Coordinator), Ronnie Bradford (Special Teams), Jacob Burney (Defensive Line), Troy Calhoun (Offensive Asst./Special Teams), Rick Dennison (Offensive Line), Kirk Doll (Assistant Defensive Backs), David Gibbs (Defensive Backs - through 11/10), Pat McPherson (Quarterbacks), Keith Millard (Asst. Defensive Line/Pass Rush Specialist), Brian Pariani (Tight Ends), Greg Saporta (Asst. Strength & Conditioning), Cedric Smith (Asst. Strength & Conditioning), Jimmy Spencer (Defensive Backs), Bobby Turner (Running Backs), Rich Tulen (Strength & Conditioning), Steve Watson (Wide Receivers).

2004 LEADERS / RANKINGS

INDIVIDUAL	PLAYER	NO.	AFC RANK	NFL RANK	NFL LEADER	NO.
Points	Elam	129	2	2	Vinateri (NE)	141
Rushing Yards	Droughns	1,240	6	9	Martin (NYJ)	1,679
Passing Yards	Plummer	4,089	3	4	Culpepper (MIN)	4,717
Passer Rating	Plummer	84.5	8	15	Manning (IND)	121.1
Receiving Yards	Smith	1,144	7	16	Muhammad (CAR)	1,405
Receptions	Smith	79	9	20	Mason (TEN)	92
Interceptions	Bailey	3	26	48	Reed (BAL)	9
Sacks	Hayward	10.5	3	13	Freney (IND)	16.0
OFFENSE		NO.	AFC RANK	NFL RANK	NFL LEADER	NO.
Points Per Game		23.8	6	9	Indianapolis	32.6
Total Yards Per Game		395.8	3	5	Kansas City	418.4
Yards Per Play		5.9	3	5	Indianapolis	6.7
Rushing Yards Per Game		145.8	3	4	Atlanta	167.0
Net Passing Yards Per Game		249.8	3	6	Indianapolis	288.9
DEFENSE		NO.	AFC RANK	NFL RANK	NFL LEADER	NO.
Points Per Game		18.6	7	10	Pittsburgh	14.6
Total Yards Per Game		278.7	3	4	Pittsburgh	258.4
Yards Per Play		4.9	5	7	Buffalo	4.3
Rushing Yards Per Game		94.5	3	4	Pittsburgh	81.2
Net Passing Yards Per Game		184.2	5	6	Miami	162.0

2004 KEY AWARDS

Pro Bowl (2): CB Champ Bailey, S John Lynch. AP All-Pro (1): CB Champ Bailey (first team).

2004 NFL STANDINGS

AFC EAST

Team	W	L	T	Pct	PF	PA
yz-New England	14	2	0	.875	437	260
x-New York Jets	10	6	0	.625	333	261
Buffalo	9	7	0	.563	395	284
Miami	4	12	0	.250	275	354

AFC NORTH

Team	W	L	T	Pct	PF	PA
*yz-Pittsburgh	15	1	0	.938	372	251
Baltimore	9	7	0	.563	317	268
Cincinnati	8	8	0	.500	374	372
Cleveland	4	12	0	.250	276	390

AFC SOUTH

Team	W	L	T	Pct	PF	PA
y-Indianapolis	12	4	0	.750	522	351
Jacksonville	9	7	0	.563	261	280
Houston	7	9	0	.438	309	339
Tennessee	5	11	0	.313	344	439

AFC WEST

Team	W	L	T	Pct	PF	PA
y-San Diego	12	4	0	.750	446	313
x-Denver	10	6	0	.625	381	304
Kansas City	7	9	0	.438	483	435
Oakland	5	11	0	.313	320	442

NFC EAST

Team	W	L	T	Pct	PF	PA
*yz-Philadelphia	13	3	0	.813	386	260
Dallas	6	10	0	.375	293	405
New York Giants	6	10	0	.375	303	347
Washington	6	10	0	.375	240	265

NFC NORTH

Team	W	L	T	Pct	PF	PA
y-Green Bay	10	6	0	.625	424	380
x-Minnesota	8	8	0	.500	405	395
Detroit	6	10	0	.375	296	350
Chicago	5	11	0	.313	231	331

NFC SOUTH

Team	W	L	T	Pct	PF	PA
yz-Atlanta	11	5	0	.688	340	337
New Orleans	8	8	0	.500	348	405
Carolina	7	9	0	.438	355	339
Tampa Bay	5	11	0	.313	301	304

NFC WEST

Team	W	L	T	Pct	PF	PA
y-Seattle	9	7	0	.563	371	373
x-St. Louis	8	8	0	.500	319	392
Arizona	6	10	0	.375	284	322
San Francisco	2	14	0	.125	259	452

x - Playoffs; y - Division Title; z - First-round Bye; * - Home-field Advantage

WILD CARD PLAYOFF GAMES

1/8 - St. Louis 27, at Seattle 20
1/8 - New York Jets 20, at San Diego 17
1/9 - at Indianapolis 49, Denver 24
1/9 - Minnesota 31, at Green Bay 17

DIVISIONAL PLAYOFF GAMES

1/15 - at Pittsburgh 20, New York Jets 17
1/15 - at Atlanta 47, St. Louis 17
1/16 - at Philadelphia 27, Minnesota 14
1/16 - at New England 20, Indianapolis 3

CONFERENCE CHAMPIONSHIPS

1/23 - at Philadelphia 27, Atlanta 10
1/23 - New England 41, at Pittsburgh 27

SUPER BOWL XXXIX (JACKSONVILLE, FLA.)

2/6 - New England 24, Philadelphia 21

2003 FINAL STATISTICS (10-6)

Head Coach: Mike Shanahan AFC West: 2nd Home Stadium: INVESCO Field at Mile High

Date	W-L	Score	Opponent	Attendance	RUSHING	No.	Yds.	Avg.	Long	TD
Sept 7	W	30-10	at Cincinnati	63,820	Portis	290	1591	5.5	65t	14
Sept 14	W	37-13	at San Diego	65,445	Griffin	94	345	3.7	23	0
Sept 22	W	31-10	Oakland	76,753	Anderson	70	257	3.7	44	3
Sept 28	W	20-16	Detroit	75,719	Plummer	37	205	5.5	40	3
Oct 5	L	23-24	at Kansas City	78,903	Smith	10	98	9.8	26	0
Oct 12	W	17-14	Pittsburgh	75,974	Lelie	8	43	5.4	13	0
Oct 19	L	20-28	at Minnesota	64,381	Sapp	12	31	2.6	5	0
Oct 26	L	6-26	at Baltimore	69,721	Droughns	6	14	2.3	12	0
Nov 3	L	26-30	New England	76,203	Beuerlein	5	13	2.6	7	0
Nov 16	W	37- 8	San Diego	75,217	Madise	1	10	10.0	10	0
Nov 23	L	10-19	Chicago	75,540	Jackson	1	9	9.0	9	0
Nov 30	W	22- 8	at Oakland	57,201	Cole	2	8	4.0	8	0
Dec 7	W	45-27	Kansas City	76,403	Kanell	6	5	0.8	9	0
Dec 14	W	23-20	Cleveland (OT)	75,358	O'Neal	1	0	0.0	0	0
Dec 21	W	31-17	at Indianapolis	57,149	BRONCOS	543	2629	4.8	65t	20
Dec 28	L	3-31	at Green Bay	70,299	OPPONENTS	379	1605	4.2	98t	11

TEAM STATISTICS				Den	Opp	RECEIVING	No.	Yds.	Avg.	Long	TD
TOTAL FIRST DOWNS				334	241	Smith	74	845	11.4	38	3
Rushing				133	77	Sharpe	62	770	12.4	28	8
Passing				162	141	Portis	38	314	8.3	72	0
Penalty				39	23	Lelie	37	628	17.0	60	2
3RD DOWN: MADE/ATT				82/211	61/207	McCaffrey	19	195	10.3	23	0
3rd Down Pct.				38.9	29.5	Anderson	12	53	4.4	18	2
4TH DOWN: MADE/ATT				3/13	12/25	Droughns	9	87	9.7	15	2
4th Down Pct.				23.1	48.0	Griffin	8	61	7.6	24	0
POSSESSION AVG.				33:53	26:07	D. Carswell	6	53	8.8	19	1
TOTAL NET YARDS				5598	4433	Putzier	4	34	8.5	13	0
Avg. Per Game				349.9	277.1	Cole	3	36	12.0	18	0
Total Plays				1047	910	Hape	3	30	10.0	12	0
Avg. Per Play				5.3	4.9	Madise	2	10	5.0	5	0
NET YARDS RUSHING				2629	1605	O'Neal	2	4	2.0	3	0
Avg. Per Game				164.3	100.3	Carlisle	1	6	6.0	6t	1
Total Rushes				543	379	BRONCOS	280	3126	11.2	72	19
NET YARDS PASSING				2969	2828	OPPONENTS	265	3049	11.5	66t	17
Avg. Per Game				185.6	176.8						
Sacked/Yards Lost				25/157	36/221						
Gross Yards				3126	3049						
Att./Completions				479/280	495/265						
Completion Pct.				58.5	53.5						
Had Intercepted				18	9						
PUNTS/AVERAGE				70/42.0	85/43.1						
NET PUNTING AVG.				70/32.2	85/35.5						
PENALTIES/YARDS				107/92.2	137/103.1						
FUMBLES/BALL LOST				24/6	27/11						
TOUCHDOWNS				42	32						
Rushing				20	11						
Passing				19	17						
Returns				3	4						

SCORE BY PERIODS		1	2	3	4	OT	PTS				
BRONCOS		110	122	74	72	3	381				
OPPONENTS		63	87	45	106	0	301				

SCORING		TD	Ru	Pa	Ret	PAT	FG	S	PTS		
Elam		0	0	0	0	39/39	27/31	0	120		
Portis		14	14	0	0			0	86		
Sharpe		8	0	8	0			0	48		
Anderson		5	3	2	0			0	30		
Smith		4	0	3	1			0	24		
Plummer		3	3	0	0			0	18		
Droughns		2	0	2	0			0	12		
Lelie		2	0	2	0			0	12		
Carlisle		1	0	1	0			0	6		
Carswell		1	0	1	0			0	6		
Gold		1	0	0	1			0	6		
O'Neal		1	0	0	1			0	6		
Knorr		0	0	0	0	2/2	1/1	0	5		
TEAM		0	0	0	0	0/0	0/0	1	2		
BRONCOS		42	20	19	3	41/41	28/32	1	381		
OPPONENTS		32	11	17	4	28/29	25/28	1	301		

2-PT. CONVERSIONS: Portis, BRONCOS 1-1, OPPONENTS 2-3

SACKS: Berry 11.5, Hayward 8.5, Pryce 8.5, Fatafehi 2.5, Ferguson 1.0, Kennedy 1.0, Pope 1.0, Wilson 1.0, Team 1.0, BRONCOS 36.0, OPPONENTS 25.0

PASSING	Att.	Comp.	Yds.	Comp.%	Yds/Att.	TD	TD%	Int	Int%	Long	Sack/Lost	Rating
Plummer	302	189	2182	62.6	7.23	15	5.0	7	2.3	60	14/73	91.2
Kanell	103	53	442	51.5	4.29	2	1.9	5	4.9	26	2/24	49.1
Beuerlein	63	33	389	52.4	6.17	2	3.2	5	7.9	38	9/60	49.0
J. Jackson	9	4	41	44.4	4.56	0	0.0	1	11.1	16	0/0	18.5
Knorr	1	0	0	0.0	0.00	0	0.0	0	0.0	0	0/0	39.6
Smith	1	1	72	100.0	72.00	0	0.0	0	0.0	72	0/0	118.8
BRONCOS	479	280	3126	58.5	6.53	19	4.0	18	3.8	72	25/157	75.6
OPPONENTS	495	265	3049	53.5	6.16	17	3.4	9	1.8	66t	36/221	76.2

ELAM: (51G,27G,39G)(30G,45G,34G)(20G)(37G,41G)(48G,29G,21G,53N)(47G)(46G,46G)(28G,22G)(44N,43G)(42G,22G,29N)(40N,25G)(147G)(51G,36G,25G)(24G)(31G) **KNORR:** 000000000(27G)0000000

OPPONENTS: (26G)(19G,25G)(41G)(53G)(23G)(24G,26G)(145N,25G,39G,22G,29G)(40G,46G,28G)(133G,23G,54G,47G)(46G,48G)(138N,39G,48G)(40G)(33G,40N)



2003 DEFENSIVE STATS

(based on coaches' film review)

	TT	UT	A	S-YDS	I-YDS	PD	FF	FR
1 Wilson	128	99	29	1-5	0-0	7	0	2
2 K. Herndon	78	65	13	0-0	3-19	14	2	0
3 Spragun	76	56	20	0-0	0-0	6	0	1
4 Ferguson	72	58	14	1-13	0-0	3	2	0
5 Walls	68	58	10	0-0	1-0	20	1	1
6 Kennedy	65	51	14	1-0	1-0	11	1	2
Berry	65	40	25	11-5.52	0-0	4	3	1
8 Sykes	64	49	15	0-0	0-0	0	1	0
9 Brandon	57	44	13	0-0	1-0	6	0	0
10 Pryce	51	41	10	8.5-58.0	0-0	2	2	1
11 Mobley	46	32	14	0-0	0-0	3	0	0
12 Hayward	44	32	12	8.5-47	0-0	5	2	2
Fatafehi	44	29	15	2.5-14.5	0-0	2	1	0
14 Holland	42	22	20	0-0	0-0	3	0	0
15 Gold	39	34	5	0-0	2-14	6	0	0
16 Pope	26	16	10	1-14	0-0	1	1	0
17 O'Neal	22	19	3	0-0	1-6	2	0	0
18 Davis	19	11	8	0-0	0-0	1	1	0
19 Gardener	15	10	5	0-0	0-0	0	0	0
20 Spencer	11	10	1	0-0	0-0	4	0	0
21 Burns	4	4	0	0-0	0-0	0	0	0
22 Pierce	3	2	1	0-0	0-0	0	0	0
Middlebrooks	3	3	0	0-0	0-0	1	0	0
24 McNeil	1	1	0	0-0	0-0	0	0	0
Young	1	1	0	0-0	0-0	0	0	0
Rutledge	1	0	1	0-0	0-0	0	0	0
27 Team	0	0	0	1-0	0-0	0	0	0
TOTALS	1,045	787	258	36-204	9-39	99	17	10

2003 GAMES STARTED

OFFENSE

QB Beuerlein, Steve	2	DE Berry, Bertrand	16
QB Jackson, Jarious	1	DE Hayward, Reggie	2
QB Kanell, Danny	2	DE Pryce, Trevor	16
QB Plummer, Jake	11	DT Fatafehi, Mario	9
RB Anderson, Mike	5	DT Gardener, Daryl	12
RB Droughns, Reuben	4	DT Holland, Darius	4
RB Griffin, Quentin	1	DT Pope, Monsanto	5
RB Portis, Clinton	13	LB Gold, Ian	6
WR Lelle, Ashley	10	LB Mobley, John	7
WR McCaffrey, Ed	7	LB Spragun, Dornie	8
WR Smith, Rod	15	LB Sykes, Jason	8
TE Carswell, Dwayne	10	LB Wilson, Al	16
TE Sharpe, Shannon	15	CB Herndon, Kelly	11
C Nalen, Tom	16	CB O'Neal, Deltha	6
T Brockmeyer, Blake	2	CB Spencer, Jimmy	2
T Lepsis, Matt	16	CB Walls, Lenny	16
T Salaam, Ephraim	14	S Brandon, Sam	10
G Carlisle, Cooper	2	S Ferguson, Nick	10
G Hamilton, Ben	16	S Kennedy, Kenoy	12
G Neil, Dan	14		

2003 COACHES

Mike Shanahan (Head Coach), **Gary Kubiak** (Offensive Coordinator), **Larry Coyer** (Defensive Coordinator), **Ronnie Bradford** (Special Teams Asst.), **Jacob Burney** (Defensive Line), **Frank Bush** (Special Teams), **Troy Calhoun** (Defensive Asst.), **Rick Dennison** (Offensive Line), **Alex Gibbs** (Asst. Head Coach/Offensive Line), **David Gibbs** (Secondary), **Pat McPherson** (Quarterbacks), **Keith Millard** (Asst. Defensive Line/Pass Rush Specialist), **Brian Pariani** (Tight Ends), **Greg Saporta** (Asst. Strength & Conditioning), **Cedric Smith** (Asst. Strength & Conditioning), **Jimmy Spencer** (Player/Asst. Defensive Backs), **Bobby Turner** (Running Backs), **Rich Tuten** (Strength & Conditioning), **Steve Watson** (Wide Receivers).

2003 LEADERS / RANKINGS

INDIVIDUAL	PLAYER	NO.	AFC RANK	NFL RANK	NFL LEADER	NO.
Points	Elam	120	5	71	Wilkins (STL)	163
Rushing Yards	Portis	1,591	3	5	Lewis (BAL)	2,066
Passing Yards	Plummer	2,182	9	26	Manning (IND)	4,047
Passer Rating	Plummer	91.2	4	5	McNair (TEN)	100.4
Receiving Yards	Smith	845	13	25	Holt (STL)	1,696
Receptions	Smith	74	71	161	Holt (STL)	117
Interceptions	Herndon	3	191	401	Parish (SF)	9
Sacks	Berry	11.5	51	91	Strahan (NYG)	18
OFFENSE		NO.	AFC RANK	NFL RANK	NFL LEADER	NO.
Points Per Game		23.8	5	10	Kansas City	30.3
Total Yards Per Game		349.9	3	7	Minnesota	393.4
Yards Per Play		5.5	4	8	Minnesota	6.2
Rushing Yards Per Game		164.3	2	2	Baltimore	166.8
Net Passing Yards Per Game		185.6	10	22	Indianapolis	261.2
DEFENSE		NO.	AFC RANK	NFL RANK	NFL LEADER	NO.
Points Per Game		18.8	6	9	New England	14.9
Total Yards Per Game		277.1	3	4	Dallas	253.5
Yards Per Play		5.1	6	9	Baltimore	4.4
Rushing Yards Per Game		100.3	6	7	Tennessee	80.9
Passing Yards Per Game		176.8	4	6	Dallas	164.4

2003 KEY AWARDS

Pro Bowl (3): C Tom Nalen, RB Clinton Portis, LB Al Wilson. **AP All-Pro (1):** C Tom Nalen (first team). **NFL Alumni Offensive Lineman of the Year:** C Tom Nalen.

2003 NFL STANDINGS

AFC EAST

Team	W	L	T	Pct	PF	PA
*yz-New England	14	2	0	.875	348	238
Miami	10	6	0	.625	311	261
Buffalo	6	10	0	.375	243	279
New York Jets	6	10	0	.375	283	299

AFC NORTH

Team	W	L	T	Pct	PF	PA
y-Baltimore	10	6	0	.625	391	281
Cincinnati	8	8	0	.500	346	384
Pittsburgh	6	10	0	.375	300	327
Cleveland	5	11	0	.313	254	322

AFC SOUTH

Team	W	L	T	Pct	PF	PA
y-Indianapolis	12	4	0	.750	447	336
x-Tennessee	12	4	0	.750	435	324
Houston	5	11	0	.313	255	380
Jacksonville	5	11	0	.313	276	331

AFC WEST

Team	W	L	T	Pct	PF	PA
yz-Kansas City	13	3	0	.813	484	332
x-Denver	10	6	0	.625	381	301
Oakland	4	12	0	.250	270	379
San Diego	4	12	0	.250	313	441

NFC EAST

Team	W	L	T	Pct	PF	PA
*yz-Philadelphia	12	4	0	.750	374	287
x-Dallas	10	6	0	.625	289	260
Washington	5	11	0	.313	287	372
New York Giants	4	12	0	.250	243	387

NFC NORTH

Team	W	L	T	Pct	PF	PA
y-Green Bay	10	6	0	.625	442	307
Minnesota	9	7	0	.563	416	353
Chicago	7	9	0	.438	283	346
Detroit	5	11	0	.313	270	379

NFC SOUTH

Team	W	L	T	Pct	PF	PA
y-Carolina	11	5	0	.688	325	304
New Orleans	8	8	0	.500	340	326
Tampa Bay	7	9	0	.438	301	264
Atlanta	5	11	0	.313	299	422

NFC WEST

Team	W	L	T	Pct	PF	PA
yz-St. Louis	12	4	0	.750	447	328
x-Seattle	10	6	0	.625	404	327
San Francisco	7	9	0	.438	384	337
Arizona	4	12	0	.250	225	452

x - Playoffs; y - Division Title; z - First-round Bye; * - Home-field Advantage

WILD CARD PLAYOFF GAMES

1/3 - Tennessee 20, Baltimore 17
1/3 - Carolina 29, Dallas 10
1/4 - Green Bay 33, Seattle 27 (OT)
1/4 - Indianapolis 41, Denver 10

DIVISIONAL PLAYOFF GAMES

1/10 - Carolina 29, St. Louis 23 (2 OT)
1/10 - New England 17, Tennessee 14
1/11 - Indianapolis 38, Kansas City 31
1/11 - Philadelphia 20, Green Bay 17 (OT)

CONFERENCE CHAMPIONSHIPS

1/18 - Carolina 14, Philadelphia 13
1/18 - New England 24, Indianapolis 14

SUPER BOWL XXXVIII (HOUSTON)

2/1 - New England 32, Carolina 29

2002 FINAL STATISTICS (9-7)

Head Coach: Mike Shanahan AFC West: 2nd Home Stadium: INVESCO Field at Mile High

Date	W-L	Score	Opponent	Attendance	RUSHING	No.	Yds.	Avg.	Long	TD
Sept 8	W	23-16	St. Louis	75,710	Portis	273	1508	5.5	59	15
Sept 15	W	24-14	at San Francisco	67,685	Anderson	84	386	4.6	32	2
Sept 22	W	28-23	Buffalo	75,359	Gary	37	147	4.0	26	1
Sept 30	L	23-34	at Baltimore	69,538	Griese	37	107	2.9	13	1
Oct 6	W	26-9	San Diego	75,065	Lellie	4	40	10.0	24	0
Oct 13	L	22-24	Miami	75,941	Montgomery	4	27	6.8	28	0
Oct 20	W	37-34	at Kansas City (OT)	78,446	McCaffrey	2	22	11.0	17	0
Oct 27	W	24-16	at New England	68,436	Droughns	4	11	2.8	9	1
Nov 11	L	10-34	Oakland	76,643	Beuerlein	5	9	1.8	8	1
Nov 17	W	31-9	at Seattle	65,495	R. Smith	6	9	1.5	9	0
Nov 24	L	20-23	Indianapolis (OT)	75,075	Rouven TM	1	0	0.0	0	0
Dec 1	L	27-30	at San Diego (OT)	66,357	Knorr LG	1	-10	-10.0	-10	0
Dec 8	L	13-19	at New York Jets	78,521	BRONCOS	457	2266	5.0	59	21
Dec 15	W	31-24	Kansas City	75,947	OPPONENTS	379	1489	3.9	76	21
Dec 22	L	16-28	at Oakland	62,592	RECEIVING	No.	Yds.	Avg.	Long	TD
Dec 29	W	37-7	Arizona	75,164	R. Smith	89	1027	11.5	46	5

TEAM STATISTICS	Den	Opp
TOTAL FIRST DOWNS	357	298
Rushing	125	100
Passing	199	176
Penalty	33	22
3RD DOWN: MADE/ATT	77/202	97/220
3rd Down Pct.	38.1	44.1
4TH DOWN: MADE/ATT	16/23	3/6
4th Down Pct.	69.6	50.0
POSSESSION AVG.	30:29	29:31
TOTAL NET YARDS	6090	4826
Avg. Per Game	380.6	301.6
Total Plays	1057	985
Avg. Per Play	5.8	4.9

NET YARDS RUSHING	Den	Opp
Avg. Per Game	2266	1489
Total Rushes	141.6	93.1
Total Yards	457	379
NET YARDS PASSING	3824	3337
Avg. Per Game	239.0	208.6
Sacked/Yards Lost	46/315	40/251
Gross Yards	4139	3588
Att./Completions	554/359	566/360
Completion Pct.	64.8	63.6
Had Intercepted	20	9

PUNTS/AVERAGE	Den	Opp
NET PUNTING AVG.	55/39.0	77/40.9
PENALTIES/YARDS	55/32.8	77/34.8
FUMBLES/BALL LOST	104/877	99/829
TOUCHDOWNS	21/7	23/13
Rushing	45	39
Passing	21	15
Returns	3	3

SCORE BY PERIODS	1	2	3	4	OT	PTS
BRONCOS	70	93	93	133	3	392
OPPONENTS	34	126	76	102	6	344

SCORING	TD	Ru	Pa	Ret	PAT	FG	S	PTS
Elam	0	0	0	0	42/43	26/36	0	120
Portis	17	15	2	0	0/0	0/0	0	102
R. Smith	5	0	5	0	0/0	0/0	0	30
Anderson	4	2	2	0	0/0	0/0	0	24
Sharpe	3	0	3	0	0/0	0/0	0	18
Droughns	2	1	1	0	0/0	0/0	0	12
Hape	2	0	2	0	0/0	0/0	0	12
Lellie	2	0	2	0	0/0	0/0	0	12
McCaffrey	2	0	2	0	0/0	0/0	0	12
O'Neal	2	0	0	2	0/0	0/0	0	12
Beuerlein	1	1	0	0	0/0	0/0	0	6
Carswell	1	0	1	0	0/0	0/0	0	6
Gary	1	1	0	0	0/0	0/0	0	6
Griese	1	1	0	0	0/0	0/0	0	6
McGlockton	1	0	0	1	0/0	0/0	0	6
Montgomery	1	0	1	0	0/0	0/0	0	6
TEAM	0	0	0	0	0/0	0/0	1	2
BRONCOS	45	21	21	3	42/43	26/36	1	392
OPPONENTS	39	21	15	3	33/34	25/32	0	344

2-PT. CONVERSIONS: BRONCOS 0-2, OPPONENTS 1-5

SACKS: Pryce 9.0, Berry, 6.5, Gold, 6.5, Wilson 5.0, Pope 4.0, McGlockton 2.5, Dalton 1.0, Mobley 1.0, Poole 1.0, Reagor 1.0, Reese 0.5, **BRONCOS 40.0, OPPONENTS 46.0**

PASSING	Att.	Comp.	Yds.	Comp.%	Yds/Att.	TD	TD%	Int	Int%	Long	Sack/Lost	Rating
Griese	436	291	3214	66.7	7.37	15	3.4	15	3.4	82t	34/237	85.6
Beuerlein	117	68	925	58.1	7.91	6	5.1	5	4.3	52	12/78	82.7
Smith	1	0	0	0.0	0.0	0	0.0	0	0.0	0	0/0	39.6
BRONCOS	554	359	4139	64.8	7.47	21	3.8	20	3.6	82t	46/315	84.8
OPPONENTS	566	360	3588	63.6	6.34	15	2.7	9	1.6	75t	40/251	83.7

INTERCEPTIONS	No.	Yds.	Avg.	Long	TD
O'Neal	5	70	14.0	28t	2
Reagor	1	31	31.0	31	0
Walker	1	8	8.0	8	0
K. Herndon	1	0	0.0	0	0
Washington	1	-2	-2.0	-2	0
BRONCOS	9	107	11.9	31	2
OPPONENTS	20	310	15.5	98t	2

PUNTING	No.	Yds.	Avg.	Net	TB	In20	Yng	B
Knorr LG	71	2834	39.9	34.8	6	19	59	0
Knorr TM	24	906	37.8	34.1	2	8	59	0
Rouven TM	29	1239	42.7	31.7	4	6	63	2
BRONCOS	55	2145	39.0	32.8	6	14	63	2
OPPONENTS	77	3153	40.9	34.8	10	23	70	2

PUNT RETURNS	No.	FC	Yds.	Avg.	Long	TD
O'Neal	30	7	251	8.4	53	0
Poole	4	0	24	6.0	16	0
BRONCOS	34	7	275	8.1	53	0
OPPONENTS	23	10	223	9.7	40	0

KICKOFF RETURNS	No.	Yds.	Avg.	Long	TD
Droughns	20	516	25.8	53	0
Kasper TM	15	393	26.2	56	0
Montgomery	15	370	24.7	40	0
Reagor	4	74	18.5	25	0
Anderson	2	39	19.5	23	0
Carswell	2	14	7.0	14	0
Coleman	1	6	6.0	6	0
Gary	1	13	13.0	13	0
Hape	1	16	16.0	16	0
O'Neal	1	15	15.0	15	0
BRONCOS	62	1456	23.5	56	0
OPPONENTS	81	1781	22.0	66	0

FIELD GOALS	1-19	20-29	30-39	40-49	50+
Elam	1/1	9/9	7/9	5/11	4/6
BRONCOS	1/1	9/9	7/9	5/11	4/6
OPPONENTS	0/0	8/8	5/7	8/13	4/4

ELAM: (41G,34G,32G)(28G)(49N)(40G,57N,44N)(36G,43B)(33G,52G,23G,40G,55G)(32G,33G,25G)(48N,19G,39N)(27G)(40N,45G)(54G,24G,53N)(22G,23G,33N,46N)(30G)(25G)(44G,54G,21G)

OPPONENTS: (41G,43G,39N,39G)(38G)(23G,41G)(24G)(48N,53G)(41G,32G,43N)(26G)(47G,32G)(52G,37G,29G)(41G,54G,51G)(42N,20G,40G,49N,38B,27G)(43G,21G)(43N,21G)(0)

2002 DEFENSIVE STATS

(based on coaches' film review)

	TT	UT	A	S-YDS	I-YDS	PD	FF	FR
1 Wilson	199	158	41	5-35	0-0	4	1	2
2 Gold	166	130	36	6.5-34	0-0	5	3	1
3 Mobley	142	106	36	1-9	0-0	7	1	2
4 Kennedy	98	72	26	0-0	0-0	8	0	0
5 Walker	69	60	9	0-0	1-8	14	0	0
6 O'Neal	68	59	9	0-0	5-70	15	0	0
7 McGlockton	63	42	21	2.5-12	0-0	3	0	1
8 Pryce	61	51	10	9-68.0	0-0	1	1	1
9 Reese	58	48	10	0.5-6	0-0	5	1	0
10 Poole	55	51	4	1-6	0-0	10	1	0
11 Pittman	50	39	11	0-0	0-0	0	1	0
12 Dalton	39	33	6	1-13.0	0-0	1	1	0
13 Reagor	24	16	8	1-9.0	1-31	1	0	0
14 Pope	22	19	3	4-16.0	0-0	1	0	0
15 Brandon	18	16	2	0-0	0-0	2	1	1
16 Berry	14	12	2	6.5-30.0	0-0	2	0	2
17 Washington	13	9	4	0-0	1-2	1	0	0
18 Hayward	10	7	3	0-0	0-0	0	0	0
19 Spencer	4	4	0	0-0	0-0	1	0	0
20 Team	2	2	0	2-13.0	0-0	0	0	0
21 Burns	1	1	0	0-0	0-0	0	0	0
22 K. Herndon	0	0	0	0-0	1-0	1	0	0
TOTALS	1,176	935	241	40-251	9-107	82	11	10

2002 GAMES STARTED

OFFENSE	DEFENSE	
QB Beuerlein, Steve	3 DE Berry, Bertrand	1
QB Griese, Brian	13 DE Pittman, Kavika	15
RB Anderson, Mike	12 DE Pryce, Trevor	16
RB Gary, Olandis	2 DT Dalton, Lional	13
RB Portis, Clinton	12 DT McGlockton, Chester	15
WR Lelie, Ashley	1 DT Poe, Monsanto	1
WR McCaffrey, Ed	16 DT Reagor, Montae	1
WR Smith, Rod	16 LB Burns, Keith	1
TE Carswell, Dwayne	7 LB Gold, Ian	16
TE Putzier, Jeb	1 LB Mobley, John	16
TE Sharpe, Shannon	13 LB Wilson, Al	15
C Nalen, Tom	7 CB O'Neal, Deltha	14
G/C Hamilton, Ben	16 CB Poole, Tyrone	4
T Brockmeyer, Blake	1 CB Walker, Denard	16
T Lepsis, Matt	15 S Brandon, Sam	2
T Salaam, Ephraim	16 S Kennedy, Kenoy	15
G Herndon, Steve	9 S Reese, Izell	15
G Neil, Dan	16	

2002 COACHES

Mike Shanahan (Head Coach), **Jacob Burney** (Defensive Line), **Frank Bush** (Special Teams), **Larry Coyer** (Linebackers), **Rick Dennison** (Offensive Line), **Karl Dorrell** (Wide Receivers), **George Dyer** (Asst. to Head Coach), **Alex Gibbs** (Assistant Head Coach/Off. Line), **David Gibbs** (Secondary), **Gary Kubiak** (Off. Coord./QB's), **Anthony Lynn** (Special Teams Assistant), **Pat McPherson** (Off. Asst.), **Keith Millard** (Asst. Def. Line/Pass Rush Spec.), **Ron Milus** (Nickel Backs), **Brian Pariani** (Tight Ends), **Ray Rhodes** (Def. Coordinator), **Greg Saporta** (Asst. Strength & Cond.), **Cedric Smith** (Asst. Strength & Cond.), **Bobby Turner** (Running Backs), **Rich Tuten** (Strength & Conditioning), **Steve Watson** (Def. Asst.).

2002 LEADERS / RANKINGS

INDIVIDUAL	PLAYER	NO.	AFC RANK	NFL RANK	NFL LEADER	NO.
Points	Elam	120	3	7	Holmes (KC)	144
Rushing Yards	Portis	1,508	4	4	Williams (MIA)	1,853
Passing Yards	Griese	3,214	8	12	Gannon (OAK)	4,689
Passer Rating	Griese	85.6	8	15	Pennington (NYJ)	104.2
Total Receiving Yards	R. Smith	1,027	9t	19t	Harrison (IND)	1,722
Receptions	R. Smith	89	8t	12t	Harrison (IND)	143
Interceptions	O'Neal	5	7t	10	Kelly (TB)/Woodson (OAK)	8
Sacks	Pryce	9.0	7t	18t	Taylor (MIA)	18.5
OFFENSE	NO.	AFC RANK	NFL RANK	NFL LEADER	NO.	
Points Per Game	24.5	3	7	Kansas City	29.2	
Total Yards Per Game	380.6	2	3	Oakland	389.8	
Yards Per Play	5.8	3	3	Kansas City	6.2	
Rushing Yards Per Game	141.6	3	5	Minnesota	156.7	
Net Passing Yards Per Game	239.0	5	8	Oakland	279.7	
DEFENSE	NO.	AFC RANK	NFL RANK	NFL LEADER	NO.	
Points Per Game	21.5	8	15	Tampa Bay	12.3	
Total Yards Per Game	301.6	2	6	Tampa Bay	252.8	
Yards Per Play	4.9	2	7	Tampa Bay	4.2	
Rushing Yards Per Game	93.1	4	4	Pittsburgh	85.9	
Net Passing Yards Per Game	208.6	9	17	Tampa Bay	155.6	

2002 KEY AWARDS

Pro Bowl (2): DE Trevor Pryce, LB Al Wilson. **AP NFL Offensive Rookie of the Year:** RB Clinton Portis.

2002 NFL STANDINGS

AFC EAST

Team	W	L	T	Pct	PF	PA
y-New York Jets	9	7	0	.562	359	336
New England	9	7	0	.562	381	346
Miami	9	7	0	.562	378	301
Buffalo	8	8	0	.500	379	397

AFC NORTH

Team	W	L	T	Pct	PF	PA
y-Pittsburgh	10	5	1	.666	390	345
x-Cleveland	9	7	0	.562	344	320
Baltimore	7	9	0	.438	316	354
Cincinnati	2	14	0	.125	279	456

AFC SOUTH

Team	W	L	T	Pct	PF	PA
yz-Tennessee	11	5	0	.688	367	324
x-Indianapolis	10	6	0	.625	349	313
Jacksonville	6	10	0	.375	328	315
Houston	4	12	0	.250	213	356

AFC WEST

Team	W	L	T	Pct	PF	PA
*yz-Oakland	11	5	0	.688	450	304
Denver	9	7	0	.562	392	344
San Diego	8	8	0	.500	333	367
Kansas City	8	8	0	.500	467	399

NFC EAST

Team	W	L	T	Pct	PF	PA
*yz-Philadelphia	12	4	0	.750	415	241
x-New York Giants	10	6	0	.625	320	279
Washington	7	9	0	.438	307	365
Dallas	5	11	0	.312	217	329

NFC NORTH

Team	W	L	T	Pct	PF	PA
y-Green Bay	12	4	0	.750	398	328
Minnesota	6	10	0	.375	390	442
Chicago	4	12	0	.250	281	379
Detroit	3	13	0	.188	306	451

NFC SOUTH

Team	W	L	T	Pct	PF	PA
yz-Tampa Bay	12	4	0	.750	346	196
x-Atlanta	9	6	1	.594	402	314
New Orleans	9	7	0	.562	432	388
Carolina	7	9	0	.438	258	302

NFC WEST

Team	W	L	T	Pct	PF	PA
y-San Francisco	10	6	0	.625	367	351
St. Louis	7	9	0	.438	316	369
Seattle	7	9	0	.438	355	369
Arizona	5	11	0	.312	262	417

x - Playoffs; y - Division Title; z - First-round Bye; * - Home-field Advantage

WILD CARD PLAYOFF GAMES

- 1/4 - at New York Jets 41, Indianapolis 0
- 1/4 - Atlanta 27, at Green Bay 7
- 1/5 - at Pittsburgh 36, Cleveland 33
- 1/5 - at San Francisco 39, New York Giants 38

DIVISIONAL PLAYOFF GAMES

- 1/11 - at Philadelphia 20, Atlanta 6
- 1/11 - at Tennessee 34, Pittsburgh 31
- 1/12 - at Tampa Bay 31, San Francisco 6
- 1/12 - at Oakland 30, New York Jets 10

CONFERENCE CHAMPIONSHIPS

- 1/19 - Tampa Bay 27, at Philadelphia 10
- 1/19 - at Oakland 41, Tennessee 24

SUPER BOWL XXXVII (SAN DIEGO)

- 1/26 - Tampa Bay 48, Oakland 21

2001 FINAL STATISTICS (8-8)

Head Coach: Mike Shanahan AFC West: 3rd Home Stadium: INVESCO Field at Mile High

Date	W-L	Score	Opponent	Attendance	RUSHING	No.	Yds.	Avg.	Long	TD
Sept 10	W	31-20	New York Giants	75,735	T. Davis	167	701	4.2	57	0
Sept 23	W	38-17	at Arizona	50,913	Anderson	175	678	3.9	62t	4
Sept 30	L	13-20	Baltimore	75,082	Gary	57	228	4.0	29	1
Oct 7	W	20-6	Kansas City	75,037	Griese	50	173	3.5	24	1
Oct 14	L	21-34	at Seattle	61,837	R. Smith	3	27	9.0	17	0
Oct 21	L	10-27	at San Diego	67,521	Kasper	3	19	6.3	27	0
Oct 28	W	31-20	New England	74,750	Coleman	4	17	4.3	8	0
Nov 5	L	28-38	at Oakland	62,637	Frerotte	10	9	0.9	4t	1
Nov 11	W	26-16	San Diego	74,951	Kennison TM	3	9	3.0	10	0
Nov 18	L	10-17	Washington	74,622	Jackson	5	7	1.4	4	0
Nov 22	W	26-24	at Dallas	64,104	Montgomery	1	5	5.0	5	0
Dec 2	L	10-21	at Miami	73,938	Carter	1	4	4.0	4	0
Dec 9	W	20-7	Seattle	74,524	Hape	2	0	0.0	0	0
Dec 16	L	23-26	at Kansas City (OT)	77,778	BRONCOS	481	1877	3.9	62t	7
Dec 30	W	23-17	Oakland	75,582	OPPONENTS	406	1492	3.7	60t	9
Jan 6	L	10-29	at Indianapolis	56,192						

TEAM STATISTICS	Den	Opp	RECEIVING	No.	Yds.	Avg.	Long	TD
TOTAL FIRST DOWNS	304	292	R. Smith	113	1343	11.9	65t	11
Rushing	106	86	De. Clark	51	566	11.1	39	6
Passing	174	176	Carswell	34	299	8.8	25	4
Penalty	24	30	Kennison TM	15	169	11.3	36	1
3RD DOWN: MADE/ATT	83/129	63/191	Hape	15	96	6.4	25	3
3rd Down Pct.	37.9	33.0	T. Davis	12	69	5.8	16	0
4TH DOWN: MADE/ATT	4/10	4/10	Montgomery	11	99	9.0	23	0
4th Down Pct.	40.0	40.0	Carter	11	83	7.5	17	0
POSSESSION AVG.	31:23	28:37	Cole	9	128	14.2	21	0
TOTAL NET YARDS	4817	4774	Kasper	8	64	10.5	21	0
Avg. Per Game	301.1	298.4	Anderson	8	46	5.8	16	0
Total Plays	1034	960	McCaffrey	6	94	15.7	28	1
Avg. Per Play	4.7	5.0	Coleman	6	45	7.5	9	0
NET YARDS RUSHING	1877	1492	Poole	5	38	7.6	10	0
Avg. Per Game	117.3	93.3	Gary	4	29	7.3	11	0
Total Rushes	481	406	Dominguez	3	26	8.7	12	0
NET YARDS PASSING	2940	3282	Griese	1	-6	-6.0	-6	0
Avg. Per Game	183.8	205.1	BRONCOS	312	3208	10.3	65t	26
Sacked/Yards Lost	42/268	39/279	OPPONENTS	308	3561	11.6	72t	23
Gross Yards	3208	3561						
Att./Completions	511/312	515/308	INTERCEPTIONS	No.	Yds.	Avg.	Long	TD
Completion Pct.	61.1	59.8	O'Neal	9	115	12.8	42	0
Had Intercepted	19	22	Walker	3	60	20.0	39t	1
PUNTS/AVERAGE	82/44.7	77/47.0	Spencer	3	25	8.3	18	0
NET PUNTING AVG.	82/36.5	77/38.1	McGlockton	2	17	8.5	17	0
PENALTIES/YARDS	95/917	100/853	Brown	2	0	0.0	0	0
FUMBLES/BALL LOST	24/8	26/15	Mobley	1	17	17.0	17	0
TOUCHDOWNS	35	38	Kennedy	1	6	6.0	6	0
Rushing	7	9	Coghill	1	0	0.0	0	0
Passing	26	23	BRONCOS	22	240	10.9	42	1
Returns	2	6	OPPONENTS	19	256	13.5	56t	2

SCORE BY PERIODS	1	2	3	4	OT	PTS	PUNT RETURNS	No.	FC	Yds.	Avg.	Long	TD
BRONCOS	50	128	89	73	0	340	O'Neal	31	9	405	13.1	86t	1
OPPONENTS	65	94	58	119	3	339	BRONCOS	31	9	405	13.1	86t	1
							OPPONENTS	48	10	517	10.8	65t	1

SCORING	TD	Ru	Pa	Ret	PAT	FG	S	PTS	KICKOFF RETURNS	No.	Yds.	Avg.	Long	TD
Elam	0	0	0	11	0	31/31	0	124	Cole	48	1127	23.5	52	0
R. Smith	11	0	0	0	0	0	0	68	Kasper	14	372	26.6	37	0
De. Clark	6	0	6	0	0	0	0	36	Carter	2	44	22.0	24	0
Anderson	4	4	0	0	0	0	0	26	De. Clark	1	11	11.0	11	0
Carswell	4	0	4	0	0	0	0	26	Gary	1	18	18.0	18	0
Hape	3	0	3	0	0	0	0	18	D. Smith	1	4	4.0	4	0
Frerotte	1	1	0	0	0	0	0	6	BRONCOS	67	1576	23.5	52	0
Gary	1	1	0	0	0	0	0	6	OPPONENTS	69	1526	22.1	88t	1
Griese	1	0	1	0	0	0	0	6						
Kennison TM	1	0	1	0	0	0	0	6	FIELD GOALS	1-19	20-29	30-39	40-49	50+
McCaffrey	1	0	1	0	0	0	0	6	Elam	0/0	11/11	8/8	10/13	2/4
O'Neal	1	0	0	1	0	0	0	6	BRONCOS	0/0	11/11	8/8	10/13	2/4
Walker	1	0	0	1	0	0	0	6	OPPONENTS	0/0	12/13	3/3	8/10	2/3
BRONCOS	35	7	26	2	31/31	31/36	0	340						
OPPONENTS	38	9	23	6	36/37	25/29	0	339						

2-PT. CONVERSIONS: Anderson, Carswell, R. Smith, ELAM: (65N,37G)(49G,31G,35G)(43G,49G)(48G,24G) () (45G,42N) (50G)(39G,21G,48B)(25G,29G,26G,33G) (33G) (24G,50G,46G,28G) (45G)(42G,20G)(34G,45N,36G,49G) (27G,25G,42G)(54N,25G)

SACKS: Pryce 7.0, Romanowski 7.0, Washington 4.0, Brown 3.0, Gold 3.0, Hayward 3.0, Wilson 3.0, Berry 2.0, Kennedy 2.0, McGlockton 1.0, Mobley 1.0, Pittman 1.0, Reagor 1.0, Woodall 1.0, OPPONENTS: (63N)(28G)(29G,26G)(23G,35G)(44G, 23G) (21G,51G) (24G,44G)(31G)(29G)(48G)(43G)() (41N) (51G,43G,28N,41G,41N,32G) (28G)(22G,40G,45G,22G,25G)

BRONCOS 39.0, OPPONENTS 42.0

PASSING	Att.	Comp.	Yds.	Comp. %	Yds/Att.	TD	TD %	Int	Int %	Long	Sack/Lost	Rating
Griese	451	275	2827	61.0	6.27	23	5.1	19	4.2	65t	38/241	78.5
Frerotte	48	30	308	62.5	6.42	3	6.3	0	0.0	26t	3/21	101.7
Jackson	12	7	73	58.3	6.08	0	0.0	0	0.0	19	1/6	76.0
BRONCOS	511	312	3208	61.1	6.28	26	5.1	19	3.7	65t	42/268	80.6
OPPONENTS	515	308	3561	59.8	6.91	23	4.5	22	4.3	72t	39/279	77.8



2001 DEFENSIVE STATS

(based on coaches' film review)

	TT	UT	A	S-YDS	I-YDS	PD	FF	FR
1 Mobley	133	101	32	1-6	1-17	3	2	3
2 Wilson	128	98	30	3-25	0-0	7	1	0
3 Romanowski	116	84	32	7-44	0-0	2	1	0
4 Brown	98	78	20	3-26	2-0	8	1	1
5 Kennedy	92	70	22	2-18	1-6	6	0	0
6 O'Neal	60	53	7	0-0	9-115	18	0	0
Washington	60	44	16	4-29	0-0	0	1	1
8 Pryce	55	42	13	7-50	0-0	3	2	0
9 Walker	52	44	8	0-0	3-60	3	0	0
10 Pittman	50	43	7	1-14	0-0	1	1	1
11 McGlockton	43	39	4	1-8	2-17	3	1	0
12 Gold	28	22	6	3-14	0-0	2	1	0
13 Spencer	23	21	2	0-0	3-25	9	0	1
14 Hayward	22	16	6	3-21	0-0	0	0	0
15 Berry	17	13	4	2-12	0-0	1	0	2
16 Lett	15	14	1	0-0	0-0	1	0	0
17 E. Davis	11	6	5	0-0	0-0	1	0	1
18 Coghill	6	5	1	0-0	1-0	0	0	0
Reagar	6	6	0	1-6	0-0	0	0	0
20 Johnson	5	4	1	0-0	0-0	0	0	0
21 Woodall	4	3	1	1-6	0-0	0	0	0
22 Burns	3	2	1	0-0	0-0	0	0	0
23 Jenkins	1	1	0	0-0	0-0	0	0	0
TOTAL	1,028	809	219	39-279	22-240	68	11	10

2001 GAMES STARTED

OFFENSE

		DEFENSE	
QB Frerotte, Gus	1	DE Hayward, Reggie	2
QB Griese, Brian	15	DE Pittman, Kavika	14
RB Anderson, Mike	7	DE Washington, Keith	16
RB Davis, Terrell	8	DT McGlockton, Chester	16
RB Gary, Olandis	1	DT Pryce, Trevor	16
FB Carter, Tony	6	LB Mobley, John	16
FB Hape, Patrick	8	LB Romanowski, Bill	16
WR Cole, Chris	1	LB Wilson, Al	16
WR Kasper, Kevin	5	CB O'Neal, Deltha	16
WR McCaffrey, Ed	1	CB Spencer, Jimmy	1
WR Smith, Rod	14	CB Walker, Denard	15
TE Carswell, Dwayne	16	S Brown, Eric	16
TE Clark, Desmond	1	S Kennedy, Kenoy	16
C Nalen, Tom	16		
T Lepsius, Matt	16		
T Teague, Trey	16		
G Friedman, Lennie	14		
G Herndon, Steve	3		
G Neil, Dan	15		

2001 COACHES

Mike Shanahan (Head Coach), **Frank Bush** (Special Teams), **Larry Coyer** (Linebackers), **Rick Dennison** (Offensive Line), **Karl Dorrell** (Wide Receivers), **George Dyer** (Def. Line), **Alex Gibbs** (Asst. Head Coach/Off. Line), **David Gibbs** (Safeties), **Gary Kubiak** (Off. Coord./DBs), **Anthony Lynn** (Special Teams Asst.), **Pat McPherson** (Off. Asst.), **Ron Milus** (Def. Backs), **Brian Pariani** (Tight Ends), **Ray Rhodes** (Def. Coord.), **Greg Saporta** (Asst. Strength & Cond.), **Cedric Smith** (Asst. Strength & Cond.), **John Teerlinck** (Pass Rush Specialist), **Bobby Turner** (Running Backs), **Rich Tuten** (Strength & Cond.), **Steve Watson** (Def. Asst.), **Zaven Yarlalian** (Head Coach's Asst.).

2001 LEADERS / RANKINGS

INDIVIDUAL	PLAYER	NO.	AFR RANK	NFL RANK	NFL LEADER	NO.
Points	Elam	124	21	31	Wilkins (STL)	127
Rushing Yards	Davis	701	14	24	Holmes (KC)	1,555
Passing Yards	Griese	2,827	13	23	Warner (STL)	4,830
Passer Rating	Griese	78.5	8	15	Warner (STL)	101.4
Receiving Yards	R. Smith	1,343	3	6	Boston (ARI)	1,598
Receptions	R. Smith	113	1	1	Smith (DEN)	113
Interceptions	O'Neal	19	21	31	Barber (TB/Henry) (CLE)	10
Sacks	Pryce/Romanowski	7	211	371	Strahan (NYG)	22.5
OFFENSE		NO.	AFR RANK	NFL RANK	NFL LEADER	NO.
Points Per Game		21.3	61	91	St. Louis	31.4
Total Yards Per Game		301.1	12	22	St. Louis	418.1
Yards Per Play		4.7	12	23	St. Louis	6.6
Rushing Yards Per Game		117.3	6	10	Pittsburgh	173.4
Net Passing Yards Per Game		183.8	13	25	St. Louis	291.4
DEFENSE		NO.	AFR RANK	NFL RANK	NFL LEADER	NO.
Points Per Game		21.2	12	21	Chicago	12.7
Total Yards Per Game		298.4	4	8	Pittsburgh	258.6
Yards Per Play		5.0	81	151	Baltimore	4.4
Rushing Yards Per Game		93.3	4	6	Pittsburgh	74.7
Net Passing Yards Per Game		205.1	10	16	Miami	176.8

2001 KEY AWARDS

Pro Bowl (7): TE Dwayne Carswell, K Jason Elam, LB Ian Gold, CB Deltha O'Neal, DT Trevor Pryce, WR Rod Smith, LB Al Wilson. **AP All-Pro** (3): K Jason Elam (second team), DT Trevor Pryce (second team), WR Rod Smith (second team). **NFL Alumni Special Teams Player of the Year**: K Jason Elam.

2001 NFL STANDINGS

AFC EAST

Team	W	L	T	Pct	PF	PA
yz-New England	11	5	0	.688	371	272
x-Miami	11	5	0	.688	344	290
x-New York Jets	10	6	0	.625	308	295
Indianapolis	6	10	0	.375	413	486
Buffalo	3	13	0	.188	265	420

AFC CENTRAL

Team	W	L	T	Pct	PF	PA
*yz-Pittsburgh	13	3	0	.812	352	212
x-Baltimore	10	6	0	.625	303	265
Cleveland	7	9	0	.438	285	319
Tennessee	7	9	0	.438	336	388
Jacksonville	6	10	0	.375	294	286
Cincinnati	6	10	0	.375	226	309

AFC WEST

Team	W	L	T	Pct	PF	PA
y-Oakland	10	6	0	.625	399	327
Seattle	9	7	0	.562	301	324
Denver	8	8	0	.500	340	339
Kansas City	6	10	0	.375	320	344
San Diego	5	11	0	.312	332	321

NFC EAST

Team	W	L	T	Pct	PF	PA
y-Philadelphia	11	5	0	.688	343	208
Washington	8	8	0	.500	256	303
New York Giants	7	9	0	.438	294	321
Arizona	7	9	0	.438	295	343
Dallas	5	11	0	.312	246	338

NFC CENTRAL

Team	W	L	T	Pct	PF	PA
yz-Chicago	13	3	0	.812	338	203
x-Green Bay	12	4	0	.750	390	266
x-Tampa Bay	9	7	0	.562	324	280
Minnesota	5	11	0	.312	290	390
Detroit	2	14	0	.125	270	424

NFC WEST

Team	W	L	T	Pct	PF	PA
*yz-St. Louis	14	2	0	.875	503	273
x-San Francisco	12	4	0	.750	409	282
New Orleans	7	9	0	.438	333	409
Atlanta	7	9	0	.438	291	377
Carolina	1	15	0	.062	253	410

x - Playoffs; y - Division Title; z - First-round Bye; * - Home-field Advantage

WILD CARD PLAYOFF GAMES

1/12 - at Philadelphia 31, Tampa Bay 9

1/12 - at Oakland 38, New York Jets 24

1/13 - at Green Bay 25, San Francisco 15

1/13 - Baltimore 20, at Miami 3

DIVISIONAL PLAYOFF GAMES

1/19 - Philadelphia 33, at Chicago 19

1/19 - at New England 16, Oakland 13 (OT)

1/20 - at St. Louis 45, Green Bay 17

1/20 - at Pittsburgh 27, Baltimore 10

CONFERENCE CHAMPIONSHIPS

1/27 - at St. Louis 29, Philadelphia 24

1/27 - New England 24, at Pittsburgh 17

SUPER BOWL XXXVI (NEW ORLEANS)

2/3 - New England 20, St. Louis 17

2000 FINAL STATISTICS (11-5)

Head Coach: Mike Shanahan **AFC West:** 2nd **Home Stadium:** Mile High Stadium

Date	W-L	Score	Opponent	Attendance	RUSHING	No.	Yds.	Avg.	Long	TD
Sep 4	L	36-41	at St. Louis	65,956	Anderson	297	1487	5.0	80t	15
Sep 10	W	42-14	Atlanta	75,466	Davis	78	282	3.6	24	2
Sep 17	W	33-24	at Oakland	62,078	Coleman	54	183	3.4	24t	1
Sep 24	L	22-23	Kansas City	74,596	Griese	29	102	3.5	18	1
Oct 1	L	19-28	New England	75,684	R. Smith	6	99	16.5	50t	1
Oct 8	W	21-7	at San Diego	56,079	Gary	13	80	6.2	25	0
Oct 15	W	44-10	Cleveland	75,811	Frerotte	22	64	2.9	13t	1
Oct 22	L	21-31	at Cincinnati	61,603	Harris TM	10	22	2.2	6	0
Nov 5	W	30-23	at New York Jets	78,305	Griffith	5	4	0.8	3	0
Nov 13	W	27-24	Oakland	75,511	Brancos	1	-1	-1.0	-1	0
Nov 19	W	38-37	San Diego	75,258	Rosen	1	-11	-11.0	-10	0
Nov 26	W	38-31	at Seattle	68,661	BRONCOS	516	2311	4.5	80	21
Dec 3	W	38-23	at New Orleans	64,900	OPPONENTS	344	1598	4.6	77t	13
Dec 10	W	31-24	Seattle	75,218						
Dec 17	L	7-20	at Kansas City	78,406	RECEIVING	No.	Yds.	Avg.	Long	TD
Dec 23	W	38-9	San Francisco	76,098	McCaffrey	101	1317	13.0	61	9

TEAM STATISTICS	Den	Opp
TOTAL FIRST DOWNS	383	294
Rushing	124	80
Passing	223	189
Penalty	36	25
3RD DOWN: MADE/ATT	97/218	66/191
3rd Down Pct.	44.5	34.6
4TH DOWN: MADE/ATT	9/17	6/18
4th Down Pct.	52.9	33.3
POSSESSION AVG.	33:15	26:45
TOTAL NET YARDS	6554	5544
Avg. Per Game	409.6	346.5
Total Plays	1115	962
Avg. Per Play	5.9	5.8
NET YARDS RUSHING	2311	1568
Avg. Per Game	144.4	99.9
Total Rushes	516	344
NET YARDS PASSING	4243	3946
Avg. Per Game	265.2	246.6
Sacked/Yards Lost	30/221	44/251
Gross Yards	4464	4197
Att./Completions	569/354	574/310
Completion Pct.	62.2	54.0
Had Intercepted	12	27
PUNTS/AVERAGE	62/39.6	73/43.8
NET PUNTING AVG.	62/32.3	73/37.4
PENALTIES/YARDS	89/792	109/898
FUMBLES/BALL LOST	26/13	31/17
TOUCHDOWNS	58	58
Rushing	21	13
Passing	28	26
Returns	9	6

SCORE BY PERIODS	1	2	3	4	OT	PTS
BRONCOS	88	156	121	120	0	485
OPPONENTS	57	120	96	96	0	369

SCORING	TD	Ru	Pa	Ret	PAT	FG	S	PTS
Elam	0	0	0	0	49/49	18/24	0	103
Anderson	15	15	0	0			0	92
McCaffrey	9	0	9	0			0	56
R. Smith	9	1	8	0			0	54
Nedney TM	0	0	0	0	4/4	8/10	0	28
Lindsey LG	0	0	0	0	5/5	5/7	0	20
Carswell	3	0	3	0			0	18
De. Clark	3	0	3	0			0	18
Davis	2	2	0	0			0	12
Griffith	2	0	2	0			0	12
Spencer	2	0	0	2			0	12
Buckley	1	0	0	1			0	6
Chamberlain	1	0	1	0			0	6
Coleman	1	1	0	0			0	6
Crockett	1	0	0	1			0	6
Frerotte	1	1	0	0			0	6
Gold	1	0	0	1			0	6
Griese	1	1	0	0			0	6
Jenkins	1	0	0	1			0	6
McGriff	1	0	1	0			0	6
O'Neal	1	0	0	1			0	6
Pryce	1	0	0	1			0	6
D. Smith	1	0	1	0			0	6
Settle	1	0	0	1			0	6
TEAM	0	0	0	0			1	2
BRONCOS	58	21	28	9	53/53	26/34	1	485
OPPONENTS	45	13	26	6	42/43	19/23	0	369

2-PT. CONVERSIONS: Anderson, McCaffrey, **BRONCOS 2-5, OPPONENTS 0-2**

SACKS: Pryce 12.0, Pittman 7.0, Wilson 5.0, Tanuvasa 4.0, Romanowski 3.5, Hasselbach 2.5, Gold 2.0, Mobley 2.0, Reagor 2.0, E. Brown 1.0, Crockett 1.0, Spencer 1.0, Traylor 1.0. **BRONCOS 44.0, OPPONENTS 30.0**

PASSING	Att.	Comp.	Yds.	Comp.%	Yds.
Griese	336	216	2688	64.3	
Frerotte	232	138	1776	59.5	
Jackson	1	0	0	0.0	
BRONCOS	569	354	4464	62.2	
OPPONENTS	574	310	4197	54.0	

RECEIVING	No.	Yds.	Avg.	Long	TD
McCaffrey	101	1317	13.0	61	9
R. Smith	100	1602	16.0	49	8
Carswell	49	495	10.1	43t	3
De. Clark	27	339	12.6	44	3
Anderson	23	169	7.3	18	0
Chamberlain	22	283	12.9	38	1
Griffith	16	101	6.3	16	2
Brooks	3	51	17.0	25	0
Gary	3	10	3.3	7	0
McGriff	2	51	25.5	43t	1
Harris TM	2	19	9.5	16	0
Davis	2	4	2.0	5	0
Montgomery	1	10	10.0	10	0
Miller	1	7	7.0	7	0
Coleman	1	5	5.0	5	0
D. Smith	1	1	1.0	1t	1
BRONCOS	354	4464	12.6	61	28
OPPONENTS	310	4197	13.5	83t	26

INTERCEPTIONS	No.	Yds.	Avg.	Long	TD
Buckley	6	110	18.3	33	1
Jenkins	4	61	15.3	36½	1
Crockett	4	31	7.8	26½	1
Spencer	3	102	34.0	79½	2
Wilson	3	21	7.0	20	0
E. Brown	3	9	3.0	9	0
Romanowski	2	0	0.0	3	0
Mobley	1	9	9.0	9	0
Kennedy	0	0	0.0	0	0
OPENS	27	343	12.7	79½	5
OPONENTS	12	144	12.0	75½	1

PUNTING	No.	Yds.	Avg.	Net	TB	In20	Long	B
Rouen	61	2455	40.2	32.3	9	18	62	1
Lindsey LG	3	117	39.0	32.3	1	0	46	0
BRONCOS	62	2455	39.6	32.3	9	18	62	1
OPPONENTS	73	3196	43.8	37.4	5	25	69	1

PUNT RETURNS	No.	FC	Yds.	Avg.	Long	TD
O'Neal	34	11	354	10.4	64	0
Buckley	2	1	10	5.0	11	0
BRONCOS	36	12	364	10.1	64	0
OPPONENTS	23	9	270	11.7	86½	1

KICKOFF RETURNS	No.	Yds.	Avg.	Long	TD
O'Neal	46	1102	24.0	87½	1
Cole	11	264	24.0	37	0
D. Smith	5	73	14.6	17	0
Chamberlain	2	25	12.5	13	0
Carswell	1	0	0.0	0	0
Miller	1	13	13.0	13	0
BRONCOS	66	1477	22.4	87½	1
OPPONENTS	90	1934	21.5	100½	1

FIELD GOALS	1-19	20-29	30-39	40-49	50+
Elam	0/0	7/7	6/7	4/9	1/1
Nedney TM	0/0	6/6	1/1	1/2	0/1
Nedney LG	2/2	0/0	1/3	2/2	0/0
BRONCOS	0/0	13/13	7/8	5/11	1/2
OPPONENTS	3/3	5/5	3/4	8/11	0/0

ELAM: (32G,38G,36G)(29G,51G)()()()(22G,45N,45G,46G)(48N,48N)
 (31G, 41G,23G)(23G,41G)(26G,42N)(35G)(22G,38G)(37N)(41N,20G)
LINSEY, Jac-Deen: ()()()30G,33N,19G>()(19G,48G)(49G,31N)
LINSEY, Den.: ()()()()()()()()()()()()()
OPPONENTS: ()()19G,49N)(42G)()34N)(45G)(24G)(45G,26G,28G)
 (19G)(41G,31G,33G)(42G)(43N,30G,19G,42G)(23G)(40G,27G)
 (48N,44G)

TD	TD%	Int	Int%	Long	Sack/Lost	Rating
19	5.7	4	1.2	61	17/139	102.9
9	3.9	8	3.4	44	12/77	82.1
0	0.0	0	0.0	0	1/5	39.6
28	4.9	12	2.1	61	30/221	94.2
26	4.5	27	4.7	831	44/251	73.1

2000 DEFENSIVE STATS

(based on coaches' film review)

	TT	UT	A	S-YDS	I-YDS	PD	FF	FR
1 Mobley	133	92	41	2-16	1-9	10	2	0
2 Romanowski	121	88	33	3.5-17	2-0	3	2	2
3 Jenkins	109	87	22	0-0	4-3	7	3	0
4 Wilson	104	73	31	5-31	3-21	6	1	0
5 E. Brown	102	86	16	1-8	3-9	7	0	3
6 Traylor	53	44	9	1-0	0-0	2	2	1
7 Pryce	44	36	8	12-76.5	0-0	0	2	1
8 Spencer	40	35	5	1-1	3-102	6	1	0
9 Pittman	39	33	6	7-43	0-0	1	1	1
10 Buckley	33	32	1	0-0	6-110	8	0	0
11 Crockett	32	29	3	1-6	4-31	7	1	0
Tanuvasa	32	28	4	4-19	0-0	0	0	4
13 Gold	21	20	1	2-4	0-0	0	1	0
14 Cadrez	14	7	7	0-0	0-0	1	0	0
15 Reagar	13	13	0	2-19	0-0	1	0	0
Lodish	13	10	3	0-0	0-0	0	0	0
Hasselbach	13	8	5	2.5-10.5	0-0	0	1	0
18 Kennedy	6	6	0	0-0	1-0	0	0	0
19 Archambeau	2	2	0	0-0	0-0	0	0	0
O'Neal	2	2	0	0-0	0-0	5	1	1
Suttle	2	2	0	0-0	0-0	0	0	0
Burns	2	1	1	0-0	0-0	1	0	0
23 Coghill	1	1	0	0-0	0-0	0	1	0
TOTAL	931	735	196	44-251	27-343	65	19	13

2000 GAMES STARTED

OFFENSE

QB Frerotte, Gus	6	DE Hasselbach, Harald	1
QB Griese, Brian	10	DE Pittman, Kavika	15
RB Anderson, Mike	12	DE Tanuvasa, Maa	16
RB Davis, Terrell	4	DT Pryce, Trevor	16
FB Griffith, Howard	14	DT Traylor, Keith	16
WR McCaffrey, Ed	16	LB Cadrez, Glenn	3
WR Smith, Rod	16	LB Mobley, John	14
TE Carswell, Dwayne	16	LB Romanowski, Bill	16
TE Clark, Desmond	2	LB Wilson, Al	14
C Nalen, Tom	16	CB Buckley, Terrell	16
T Jones, Tony	16	CB Crockett, Ray	11
T Lepsis, Matt	16	CB Spencer, Jimmy	6
G Friedman, Lennie	8	S Brown, Eric	16
G Neil, Dan	16	S Jenkins, Billy	16
G Schlereth, Mark	8		

2000 COACHES

Mike Shanahan (Head Coach), **Frank Bush** (Nickel Package/Secondary), **Larry Coyer** (Linebackers), **Rick Dennison** (Special Teams), **Karl Dorrell** (Wide Receivers), **George Dyer** (Defensive Line), **Alex Gibbs** (Assistant Head Coach/Offensive Line), **Gary Kubiak** (Offensive Coordinator/Quarterbacks), **Anthony Lynn** (Special Teams Assistant), **Pat McPherson** (Offensive Assistant), **Ron Milus** (Defensive Backs), **Brian Pariani** (Tight Ends), **Greg Robinson** (Defensive Coordinator), **Greg Saporita** (Assistant Strength & Conditioning), **John Teerlinck** (Pass Rush Specialist), **Terry Tumeay** (Defensive Assistant), **Bobby Turner** (Running Backs), **Rich Tuten** (Strength & Conditioning).

2000 LEADERS / RANKINGS

INDIVIDUAL	PLAYER	NO.	AFC RANK	NFL RANK	NFL LEADER	NO.
Points	Elam	103	10	17	Stover (BAL)	135
Rushing Yards	Anderson	1,487	3	4	James (IND)	1,709
Passing Yards	Griese	2,688	8	17	Manning (IND)	4,413
Passer Rating	Griese	102.9	1	1	Griese (DEN)	102.9
Receiving Yards	R. Smith	1,602	1	2	Holt (STL)	1,635
Receptions	McCaffrey	101	2	3	Harrison (IND)	102
Interceptions	Buckley	6	3t	7t	Sharper (GB)	9
Sacks	Pryce	12	5	9t	Shaw (NO)	18
OFFENSE		NO.	AFC RANK	NFL RANK	NFL LEADER	NO.
Points Per Game		30.3	1	2	St. Louis	33.8
Total Yards Per Game		409.6	1	2	St. Louis	442.2
Yards Per Play		5.9	2	5	St. Louis	7.0
Rushing Yards Per Game		144.4	3	3	Oakland	154.4
Net Passing Yards Per Game		265.2	2	3	St. Louis	327.0
DEFENSE		NO.	AFC RANK	NFL RANK	NFL LEADER	NO.
Points Per Game		23.1	13	23	Baltimore	10.3
Total Yards Per Game		346.5	14	24	Tennessee	238.4
Yards Per Play		5.8	15	30	Tennessee	4.2
Rushing Yards Per Game		99.9	6	7	Baltimore	60.6
Net Passing Yards Per Game		246.6	16	31	Tennessee	151.5

2000 KEY AWARDS

Pro Bowl (4): QB Brian Griese, C Tom Nalen, DT Trevor Pryce, WR Rod Smith. **AP All-Pro** (2): C Tom Nalen (first team), WR Rod Smith (second team). **AP NFL Offensive Rookie of the Year**: RB Mike Anderson.

2000 NFL STANDINGS

AFC EAST

Team	W	L	T	Pct	PF	PA
y-Miami	11	5	0	.688	323	226
x-Indianapolis	10	6	0	.625	429	326
New York Jets	9	7	0	.563	321	321
Buffalo	8	8	0	.500	315	350
New England	5	11	0	.313	276	338

AFC CENTRAL

Team	W	L	T	Pct	PF	PA
*yz-Tennessee	13	3	0	.813	346	191
x-Baltimore	12	4	0	.750	333	165
Pittsburgh	9	7	0	.563	321	255
Jacksonville	7	9	0	.438	367	327
Cincinnati	4	12	0	.250	185	359
Cleveland	3	13	0	.188	161	419

AFC WEST

Team	W	L	T	Pct	PF	PA
yz-Oakland	12	4	0	.750	479	299
x-Denver	11	5	0	.688	485	369
Kansas City	7	9	0	.438	355	354
Seattle	6	10	0	.375	320	405
San Diego	1	15	0	.063	269	440

NFC EAST

Team	W	L	T	Pct	PF	PA
*yz-New York Giants	12	4	0	.750	328	246
x-Philadelphia	11	5	0	.688	351	245
Washington	8	8	0	.500	281	269
Dallas	5	11	0	.313	294	361
Arizona	3	13	0	.188	210	443

NFC CENTRAL

Team	W	L	T	Pct	PF	PA
yz-Minnesota	11	5	0	.688	397	371
x-Tampa Bay	10	6	0	.625	388	269
Detroit	9	7	0	.563	307	307
Green Bay	9	7	0	.563	353	323
Chicago	5	11	0	.313	216	355

NFC WEST

Team	W	L	T	Pct	PF	PA
y-St. Louis	10	6	0	.625	540	371
x-New Orleans	10	6	0	.625	354	305
Carolina	7	9	0	.438	310	310
San Francisco	6	10	0	.375	388	422
Atlanta	4	12	0	.250	252	413

x - Playoffs; y - Division Title; z - First-round Bye; * - Home-field Advantage

WILD CARD PLAYOFF GAMES

12/30 - at Miami 23, Indianapolis 17 (OT)
12/30 - at New Orleans 31, St. Louis 28
12/31 - at Baltimore 21, Denver 3
12/31 - at Philadelphia 21, Tampa Bay 3

DIVISIONAL PLAYOFF GAMES

1/6 - at Oakland 27, Miami 0
1/6 - at Minnesota 34, New Orleans 16
1/7 - Baltimore 24, at Tennessee 10
1/7 - at New York 20, Philadelphia 10

CONFERENCE CHAMPIONSHIPS

1/14 - Baltimore 16, at Oakland 3
1/14 - at New York Giants 41, Minnesota 0

SUPER BOWL XXXV (TAMPA, FLA.)

1/28 - Baltimore 34, New York Giants 7

1999 FINAL STATISTICS (6-10)

Head Coach: Mike Shanahan AFC West: 5th Home Stadium: Mile High Stadium

Date	W-L	Score	Opponent	Attendance	RUSHING	No.	Yds.	Avg.	Long	TD
Sept 13	L	21-38	Miami	75,623	Gary	276	1159	4.2	71	7
Sept 19	L	10-26	at Kansas City	78,683	Davis	67	211	3.1	26	2
Sept 26	L	10-13	at Tampa Bay	65,297	Loville	40	203	5.1	36t	1
Oct 3	L	13-21	New York Jets	74,181	Griese	46	138	3.0	23	2
Oct 10	W	16-13	at Oakland	55,704	Griffith	17	66	3.9	13	1
Oct 17	W	31-10	Green Bay	73,352	C. Miller	8	40	5.0	13	0
Oct 24	L	23-24	at New England	60,011	Avery LG	5	21	4.2	11	0
Oct 31	L	20-23	Minnesota	75,021	Avery TM	5	21	4.2	11	0
Nov 7	W	33-17	at San Diego	61,204	Brister	2	17	8.5	17	0
Nov 14	L	17-20	at Seattle	66,314	D. Smith	1	7	7.0	7	0
Nov 22	W	27-21	Oakland (OT)	70,012	Lynn	2	2	1.0	1	0
Dec 5	L	10-16	Kansas City	73,855	Rouen	1	0	0.0	0	0
Dec 13	L	24-27	at Jacksonville	71,357	BRONCOS	465	1864	4.0	71	13
Dec 19	W	36-30	at Jacksonville	65,987	OPPONENTS	440	1737	3.9	54	15
Dec 25	W	17-7	at Detroit	73,158	RECEIVING	No.	Yds.	Avg.	Long	TD
Jan 2	L	6-12	San Diego	69,278	R. Smith	79	1020	12.9	71	4

TEAM STATISTICS		Den	Opp
TOTAL FIRST DOWNS		308	267
Rushing		107	88
Passing		168	154
Penalty		33	25
3RD DOWN: MADE/ATT		84/229	64/203
3rd Down Pct.		36.7	31.5
4TH DOWN: MADE/ATT		6/14	5/11
4th Down Pct.		42.9	45.5
POSSESSION AVG.		31:06	28:54
TOTAL NET YARDS		5283	4753
Avg. Per Game		330.2	297.1
Total Plays		1053	961
Avg. Per Play		5.0	4.9
NET YARDS RUSHING		1864	1737
Avg. Per Game		116.5	108.6
Total Rushes		465	440
NET YARDS PASSING		3419	3016
Avg. Per Game		213.7	188.5
Sacked/Yards Lost		34/227	50/283
Gross Yards		3646	3299
Att./Completions		554/319	471/273
Completion Pct.		57.6	58.0
Had Intercepted		18	15
PUNTS/AVERAGE		84/46.5	92/43.6
NET PUNTING AVG.		84/35.6	92/36.5
PENALTIES/YARDS		114/872	114/1016
FUMBLES/BALL LOST		33/10	29/11
TOUCHDOWNS		32	35
Rushing		13	15
Passing		16	17
Returns		3	3

SCORE BY PERIODS		1	2	3	4	OT	PTS
BRONCOS		79	58	77	88	12	314
OPPONENTS		34	115	62	107	0	318

SCORING	TD	Ru	Pa	Ret	PAT	FG	S	PTS
Elam	0	0	0	0	29/29	29/36	0	116
Gary	7	7	0	0	0	0	0	44
McCauffrey	7	0	7	0	0	0	0	42
R. Smith	4	0	4	0	0	0	0	24
Carswell	2	0	2	0	0	0	0	12
Chamberlain	2	0	2	0	0	0	0	12
Davis	2	2	0	0	0	0	0	12
Griese	2	2	0	0	0	0	0	12
Griffith	2	1	1	0	0	0	0	12
Cadrez	1	0	0	1	0	0	0	6
Loville	1	1	0	0	0	0	0	6
Romanowski	1	0	0	1	0	0	0	6
Watson	1	0	0	1	0	0	0	6
Pryce	0	0	0	0	0	1	2	2
TEAM	0	0	0	0	0	1	2	2
BRONCOS	32	13	16	3	29/29	29/36	2	314
OPPONENTS	35	15	17	3	31/32	25/29	0	318

2-PT. CONVERSIONS: Gary, BRONCOS 1-1, OPPONENTS 1-3

SACKS: Pryce 13.0, Cadrez 7.0, Tanuvasa 7.0, N. Smith 6.5, Williams 4.0, Hasselbach 2.5, Crockett 2.0, Wayne 2.0, E. Brown 1.5, Traylor 1.5, Bowens 1.0, Braxton 1.0, Wilson 1.0, **BRONCOS 50.0, OPPONENTS 34.0**

PASSING	Att.	Comp.	Yds.	Comp.%	Yds/Att.	TD	TD%	Int	Int%	Long	Sack/Lost	Rating
Griese	452	261	3032	57.7	6.71	14	3.1	14	3.1	88	27/176	75.6
C. Miller	81	46	527	56.8	6.51	2	2.5	1	1.2	42	7/51	79.6
Brister	20	12	87	60.0	4.35	0	0.0	3	15.0	11	0/0	30.6
R. Smith	1	0	0	0.0	0.00	0	0.0	0	0.0	0	0/0	39.6
BRONCOS	554	319	3646	57.6	6.58	16	2.9	18	3.2	88	34/227	73.6
OPPONENTS	471	273	3299	58.0	7.00	17	3.6	15	3.2	67	50/283	78.3

BRONCOS	OPPONENTS	RECEIVING	No.	Yds.	Avg.	Long	TD
		R. Smith	79	1020	12.9	71	4
		McCauffrey	71	1018	14.3	78t	7
		Chamberlain	32	488	15.3	88	2
		Griffith	26	192	7.4	20	1
		Carswell	24	201	8.4	20	2
		Sharpe	23	224	9.7	24	0
		Gary	21	159	7.6	21	0
		Loville	11	50	4.5	15	0
		Cooper	9	98	10.9	21	0
		B. Miller	5	59	11.8	26	0
		Avery LG	4	24	6.0	11	0
		Avery TM	4	24	6.0	11	0
		D. Smith	4	23	5.8	11	0
		McGriff	3	37	12.3	15	0
		Davis	3	26	8.7	10	0
		Doering	3	22	7.3	9	0
		Clark	1	5	5.0	5	0
BRONCOS	319	3646	11.4	88	16		
OPPONENTS	273	3299	12.1	67	17		

INTERCEPTIONS	No.	Yds.	Avg.	Long	TD
James	5	59	11.8	45	0
Romanowski	3	35	11.7	18t	1
Carter	2	48	24.0	34	0
Crockett	2	14	7.0	10	0
E. Brown	1	13	13.0	13	0
Coghill	1	0	0.0	0	0
Pryce	1	0	0.0	0	0
BRONCOS	15	169	11.3	45	1
OPPONENTS	18	231	12.8	60	1

PUNTING	No.	Yds.	Avg.	Net	TB	In20	Long	B
Rouen	84	3908	46.5	35.6	16	19	65	0
BRONCOS	84	3908	46.5	35.6	16	19	65	0
OPPONENTS	92	4011	43.6	36.5	12	27	64	1

PUNT RETURNS	No.	FC	Yds.	Avg.	Long	TD
Watson	44	8	334	7.6	81t	1
McGriff	7	1	50	7.1	20	0
Coghill	3	1	25	8.3	10	0
BRONCOS	54	10	409	7.6	81t	1
OPPONENTS	43	13	600	14.0	80t	1

KICKOFF RETURNS	No.	Yds.	Avg.	Long	TD
Watson	48	1138	23.7	71	0
Avery LG	9	192	21.3	33	0
Avery TM	7	137	19.6	25	0
B. Miller	4	79	19.8	30	0
Loville	2	22	11.0	12	0
D. Smith	1	12	12.0	11	0
R. Smith	1	10	10.0	10	0
BRONCOS	63	1398	22.2	71	0
OPPONENTS	70	1457	20.8	61	0

FIELD GOALS	1-19	20-29	30-39	40-49	50+
Elam	1/1	8/8	7/8	8/11	5/8
BRONCOS	1/1	8/8	7/8	8/11	5/8
OPPONENTS	2/2	6/6	6/7	10/12	1/2

ELAM: (44B,41N)(50G)(44G)(26G,51G)(48G,47G,26G)(20G,53N)(40G,28G,30G,59N)(19G,37N)(44G,55G,41G,24G)(25G)(30G,24G,38G,53G)(39G)(40G)(28G,64N,46G,33G,45N)(32G)(37G,50G)

OPPONENTS: (39N,37B)(30G,54G,26G)(44G)(44N,37G)(1)(23G)(45G,51N)(25G,23G,52N)(1)(1)(27G)(20G)(36G,19G)(28N,42G)(1)

1999 DEFENSIVE STATS

(based on coaches' film review)

	TT	UT	A	S-YDS	I-YDS	PD	FF	FR
1 Cadrez	97	73	24	7-24	0-0	5	3	4
2 Romanowski	94	69	25	0-0	3-35	9	0	0
3 Wilson	88	70	18	1-1	0-0	6	1	2
4 E. Brown	80	62	18	1.5-8	1-13	3	0	0
5 Carter	73	57	16	0-0	2-48	12	1	0
6 Crockett	71	64	7	2-24	2-14	10	1	1
7 Braxton	61	45	16	1-10	0-0	0	0	0
8 Poyce	50	36	14	13-75	1-0	0	3	1
9 Tanuvasa	43	36	7	7-30	0-0	0	2	0
10 Traylor	42	36	6	1.5-10.5	0-0	6	2	0
11 James	38	32	6	0-0	5-59	11	2	0
12 Johnson	36	28	8	0-0	0-0	4	0	1
13 Coghill	34	28	6	0-0	1-0	4	0	0
N. Smith	34	26	8	6.5-42	0-0	1	0	0
15 Hasselbach	25	17	8	2.5-14.5	0-0	0	0	0
16 Williams	19	15	4	4-28	0-0	1	2	0
17 Lodish	13	10	3	0-0	0-0	0	0	0
Mobley	13	10	3	0-0	0-0	1	0	0
19 Reagar	11	8	3	0-0	0-0	0	0	0
20 Wayne	10	8	2	2-15	0-0	0	1	0
Bowens	10	6	4	1-1	0-0	0	0	0
C. Brown	10	5	5	0-0	0-0	0	0	0
23 Grasmanis	6	4	2	0-0	0-0	0	0	0
24 Watson	5	5	0	0-0	0-0	2	0	0
25 Ulmer	1	1	0	0-0	0-0	0	0	0
TOTAL	964	751	213	50-283	15-169	75	18	9

1999 GAMES STARTED

OFFENSE	DEFENSE
QB Griese, Brian	13 DE Hasselbach, Harald
QB Miller, Chris	3 DE Smith, Neil
RB Davis, Terrell	4 DE Tanuvasa, Maa
RB Gary, Olandis	12 DE Williams, Alfred
WR Griffith, Howard	16 DT Lodish, Mike
WR Cooper, Andre	1 DT Pryce, Trevor
WR McCaffrey, Ed	15 DT Traylor, Keith
WR Nash, Marcus	1 LB Cadrez, Glenn
WR Smith, Rod	15 LB Mobley, John
TE Carswell, Dwayne	11 LB Romanowski, Bill
TE Sharpe, Shannon	5 LB Wilson, Al
C Nalen, Tom	16 CB Carter, Dale
T Jones, Tony	12 CB Crockett, Ray
T Lepsis, Matt	16 CB James, Tony
T Teague, Trey	4 CB Watson, Chris
G Banks, Chris	1 S Braxton, Tyrone
G Neil, Dan	15 S Brown, Eric
G Schlereth, Mark	16 S Coghill, George
	S Johnson, Darrius

1999 COACHES

Mike Shanahan (Head Coach), **Frank Bush** (Linebackers), **Barney Chavous** (Asst. Off. Line/Asst. Strength & Cond.), **Rick Dennison** (Special Teams), **Ed Donatelli** (Def. Backs), **George Dyer** (Def. Line), **Alex Gibbs** (Asst. Head Coach/Offensive Line), **Mike Heimerdinger** (Wide Receivers), **Gary Kubiak** (Off. Coordinator/QBs), **Pat McPherson** (Off. Asst.), **Brian Pariani** (Tight Ends), **Ricky Porter** (Strength & Conditioning Asst.), **Greg Robinson** (Def. Coordinator), **Greg Saporta** (Asst. Strength & Cond.), **Rick Smith** (Def. Assistant), **John Teerlinck** (Pass Rush Specialist), **Terry Turney** (Def. Assistant), **Bobby Turner** (Running Backs), **Rich Tuten** (Strength & Conditioning).

1999 LEADERS / RANKINGS

INDIVIDUAL	PLAYER	NO.	AFC RANK	NFL RANK	NFL LEADER	NO.
Points	Elam	116	51	61	Vanderjagt (IND)	145
Rushing Yards	Gary	1,159	6	11	James (IND)	1,553
Passing Yards	Griese	3,032	8	12	Beuerlein (CAR)	4,436
Passer Rating	Griese	75.6	111	22	Warner (STL)	109.2
Receiving Yards	R. Smith	1,020	9	24	Harrison (IND)	1,663
Receptions	R. Smith	79	5	151	Smith (JAC)	116
Interceptions	James	5	51	131	Five Players	7
Sacks	Pryce	13	2	5	Carter (STL)	17
			AFC RANK	NFL RANK	NFL LEADER	NO.
Points Per Game		19.6	11	18	St. Louis	32.9
Total Yards Per Game		330.2	7	14	St. Louis	400.8
Yards Per Play		5.0	71	141	St. Louis	6.5
Rushing Yards Per Game		116.5	8	12	Jacksonville	130.7
Net Passing Yards Per Game		213.7	7	15	St. Louis	272.1
			AFC RANK	NFL RANK	NFL LEADER	NO.
Points Per Game		19.9	8	11	Jacksonville	13.6
Total Yards Per Game		297.1	5	7	Buffalo	252.3
Yards Per Play		4.9	71	91	Baltimore	4.1
Rushing Yards Per Game		108.6	12	19	St. Louis	74.3
Net Passing Yards Per Game		213.7	7	8	Buffalo	167.2

1999 KEY AWARDS

Pro Bowl (3): C Tom Nalen, DT Trevor Pryce, RB Detron Smith (special teams). **AP All-Pro (2):** DT Trevor Pryce (first team), C Tom Nalen (second team).

1999 NFL STANDINGS

AFC EAST

Team	W	L	T	Pct	PF	PA
yz-Indianapolis	13	3	0	.813	423	333
x-Buffalo	11	5	0	.688	320	229
x-Miami	9	7	0	.563	326	336
New England	8	8	0	.500	299	284
New York Jets	8	8	0	.500	308	309

AFC CENTRAL

Team	W	L	T	Pct	PF	PA
*yz-Jacksonville	14	2	0	.875	396	217
x-Tennessee	13	3	0	.813	392	324
Baltimore	8	8	0	.500	324	277
Pittsburgh	6	10	0	.375	317	320
Cincinnati	4	12	0	.250	283	460
Cleveland	2	14	0	.125	217	437

AFC WEST

Team	W	L	T	Pct	PF	PA
y-Seattle	9	7	0	.563	338	298
Kansas City	9	7	0	.563	390	322
San Diego	8	8	0	.500	269	316
Oakland	8	8	0	.500	390	329
Denver	6	10	0	.375	314	318

NFC EAST

Team	W	L	T	Pct	PF	PA
y-Washington	10	6	0	.625	443	377
x-Dallas	8	8	0	.500	352	276
New York Giants	7	9	0	.438	299	358
Arizona	6	10	0	.375	245	382
Philadelphia	5	11	0	.313	272	357

NFC CENTRAL

Team	W	L	T	Pct	PF	PA
yz-Tampa Bay	11	5	0	.688	270	235
x-Minnesota	10	6	0	.625	399	335
x-Detroit	8	8	0	.500	322	323
Green Bay	8	8	0	.500	357	341
Chicago	6	10	0	.375	272	341

NFC WEST

Team	W	L	T	Pct	PF	PA
*yz-St. Louis	13	3	0	.813	526	242
Carolina	8	8	0	.500	421	381
Atlanta	5	11	0	.313	285	380
San Francisco	4	12	0	.250	295	453
New Orleans	3	13	0	.188	260	434

x - Playoffs; y - Division Title; z - First-round Bye; * - Home-field Advantage

WILD CARD PLAYOFF GAMES

1/8 - at Tennessee 22, Buffalo 16
1/8 - at Washington 27, Detroit 13
1/9 - Miami 20, at Seattle 17
1/9 - at Minnesota 27, Dallas 10

DIVISIONAL PLAYOFF GAMES

1/15 - at Jacksonville 62, Miami 7
1/15 - at Tampa Bay 14, Washington 13
1/16 - Tennessee 19, at Indianapolis 16
1/16 - at St. Louis 49, Minnesota 37

CONFERENCE CHAMPIONSHIPS

1/23 - Tennessee 33, at Jacksonville 14
1/23 - at St. Louis 11, Tampa Bay 6

SUPER BOWL XXXIV (ATLANTA)

1/30 - St. Louis 23, Tennessee 16

1998 FINAL STATISTICS (14-2)

Head Coach: Mike Shanahan AFC West: 1st Home Stadium: Mile High Stadium

Date	W-L	Score	Opponent	Attendance	RUSHING	No.	Yds.	Avg.	Long	TD
Sept 7	W	27-21	New England	74,745	Davis	392	2008	5.1	70	21
Sept 13	W	42-23	Dallas	75,013	Loville	53	161	3.0	12	2
Sept 20	W	34-17	at Oakland	56,578	Brister	19	102	5.4	38t	1
Sept 27	W	38-16	at Washington	71,880	Elway	37	94	2.5	16	1
Oct 4	W	41-16	Philadelphia	73,218	R. Smith	6	63	10.5	37	0
Oct 11	W	21-16	at Seattle	66,258	Hebron	9	31	3.4	8	1
Oct 25	W	37-24	Jacksonville	75,217	Griffith	4	13	3.3	16	0
Nov 1	W	33-26	at Cincinnati	59,974	Rouen	1	0	0.0	0	0
Nov 8	W	27-10	San Diego	74,925	Griese	4	-4	-1.0	0	0
Nov 16	W	30-7	at Kansas City	78,100	BRONCOS	525	2468	4.7	70	26
Nov 22	W	40-14	Oakland	75,325	OPPONENTS	356	1287	3.6	45	8
Nov 29	W	31-16	at San Diego	66,532	RECEIVING	No.	Yds.	Avg.	Long	TD
Dec 6	W	35-31	Kansas City	74,962	R. Smith	86	1222	14.2	58	6
Dec 13	L	16-20	at New York Giants	72,336	McCaffrey	64	1053	16.5	48	10
Dec 21	L	21-31	at Miami	74,363	Sharpe	64	768	12.0	38t	10
Dec 27	W	28-21	Seattle	74,057	Davis	25	217	8.7	35	2

TEAM STATISTICS		Den	Opp
TOTAL FIRST DOWNS		347	283
Rushing		135	80
Passing		186	183
Penalty		26	20
3RD DOWN: MADE/ATT	90/207	88/225	
3rd Down Pct.	43.5	39.1	
4TH DOWN: MADE/ATT	4/10	10/19	
4th Down Pct.	40.0	52.6	
POSSESSION AVG.	32:08	27:52	
TOTAL NET YARDS	6092	4935	
Avg. Per Game	380.8	308.4	
Total Plays	1041	999	
Avg. Per Play	5.9	4.9	
NET YARDS RUSHING	2468	1287	
Avg. Per Game	154.3	80.4	
Total Rushes	525	356	
NET YARDS PASSING	3624	3648	
Avg. Per Game	226.5	228.0	
Sacked/Yards Lost	25/184	47/335	
Gross Yards	3808	3983	
Att./Completions	491/290	596/345	
Completion Pct.	59.1	57.9	
Had Intercepted	14	19	
PUNTS/AVERAGE	67/46.2	88/42.4	
NET PUNTING AVG.	67/37.6	88/36.1	
PENALTIES/YARDS	115/1023	113/865	
FUMBLES/BALL LOST	17/6	28/11	
TOUCHDOWNS	62	38	
Rushing	26	8	
Passing	32	28	
Returns	4	2	

SCORE BY PERIODS		1	2	3	4	OT	PTS	
BRONCOS		144	156	64	137	0	501	
OPPONENTS		54	87	58	110	0	309	
SCORING	TD	Ru	Pa	Ret	PAT	FG	S	PTS
Davis	23	21	2	0			0	138
Elam	0	0	0	0	58/58	23/27	0	127
McCaffrey	10	0	10	0			0	62
Sharpe	10	0	10	0			0	60
R. Smith	7	0	6	1			0	42
Griffith	3	0	3	0			0	18
Hebron	2	1	0	1			0	12
Loville	2	2	0	0			0	12
Brister	1	1	0	0			0	6
Crockett	1	0	0	1			0	6
Elway	1	1	0	0			0	6
Gordon	1	0	0	1			0	6
Green	1	0	1	0			0	6
Rouen	0	0	0	0	0/1	0/0	0	0
BRONCOS	62	26	32	4	58/59	23/27	0	501
OPPONENTS	38	8	28	2	31/31	14/20	2	309

2-PT. CONVERSIONS: McCaffrey, BRONCOS 1-3, OPPONENTS 2-7
SACKS: Pryce 8.5, Tanuvasa 8.5, Romanowski 7.5, Cadrez 4.0, N. Smith 4.0, Hasselbach 3.0, Williams 3.0, Lodish 2.0, Traylor 2.0, Washington 2.0, Johnson 1.0, Mobley 1.0, Crockett 0.5, **BRONCOS 47.0, OPPONENTS 25.0**

PASSING	Att.	Comp.	Yds.	Comp.%	Yds/A
Elway	356	210	2806	59.0	7.88
Brister	131	78	986	59.5	7.53
Griese	3	1	2	33.3	0.67
R. Smith	1	1	14	100.0	14.00
BRONCOS	491	290	3808	59.1	7.76
OPPONENTS	596	345	3983	57.9	6.68

RECEIVING	No.	Yds.	Avg.	Long	TD
R. Smith	86	1222	14.2	58	6
McCaffrey	64	1053	16.5	48	10
Sharpe	64	768	12.0	38t	10
Davis	25	217	8.7	35	2
Green	16	194	12.1	50	1
Griffith	15	97	6.5	15	3
Nash	4	76	19.0	31	0
Carswell	4	51	12.8	15	0
Chamberlain	3	35	11.7	16	0
D. Smith	3	24	8.0	16	0
Loville	2	29	14.5	17	0
Hebron	2	5	2.5	3	0
Armour	1	23	23.0	23	0
Elway	1	14	14.0	14	0
BRONCOS	290	3808	13.1	58	32
OPPONENTS	345	3983	11.5	75t	28

INTERCEPTIONS	No.	Yds.	Avg.	Long	TD
Gordon	4	125	31.3	55t	1
Crockett	3	105	35.0	80t	1
Johnson	2	79	39.5	45	0
Romanowski	2	22	11.0	18	0
Cadrez	2	11	5.5	6	0
Braxton	1	72	72.0	72	0
Coghill	1	20	20.0	20	0
Atwater	1	4	4.0	4	0
N. Smith	1	2	2.0	2	0
Pryce	1	1	1.0	1	0
Mobley	1	-2	-2.0	-2	0
BRONCOS	19	439	23.1	80t	2
OPPONENTS	14	270	19.3	94t	2

PUNTING	No.	Yds.	Avg.	Net	TB	In20	Long	B
Rouen	66	3097	46.9	37.6	10	14	76	1
BRONCOS	67	3097	46.2	37.6	10	14	76	1
OPPONENTS	88	3733	42.4	36.1	8	22	69	1

PUNT RETURNS	No.	FC	Yds.	Avg.	Long	TD
Gordon	34	6	379	11.1	44	0
Coghill	3	2	20	6.7	8	0
Paul	1	0	0	0.0	0	0
BRONCOS	38	8	399	10.5	44	0
OPPONENTS	43	2	381	8.9	39	0

KICKOFF RETURNS	No.	Yds.	Avg.	Long	TD
Hebron	46	1216	26.4	95t	1
Loville	6	105	17.5	25	0
D. Smith	3	51	17.0	21	0
Burns	2	17	8.5	17	0
Tanuvasa	1	13	13.0	13	0
BRONCOS	58	1402	24.2	95t	1
OPPONENTS	89	2006	22.5	91	0

FIELD GOALS	1-19	20-29	30-39	40-49	50+
Elam	0/0	3/3	13/14	4/6	3/4
BRONCOS	0/0	3/3	13/14	4/6	3/4
OPPONENTS	1/1	6/7	3/5	3/4	1/3

ELAM: (53G,42G)(1)(35G,35G)(37G)(1)(31G,63G,32G)(33G,37G)(31G,26G)(42G,46G,35G)(33G,23G)(34G)(37B)(24G,38G,30G)(52G,44G,43N)(42N,55N)
OPPONENTS: (39N,37B)(30G,54G,26G)(44G)(44N,37G)(1)(23G)(45G,51N)(25G,23G,52N)(1)(1)(27G)(20G)(36G,19G)(28N,42G)(1)

1998 DEFENSIVE STATS

(based on coaches' film review)

	TT	UT	A	S-YDS	I-YDS	PD	FF	FR
1 Mobley	132	105	27	1-7	1-2	13	2	1
2 Cadrez	105	76	29	4-20	2-11	2	3	0
3 Romanowski	95	71	24	7.5-56.5	2-22	9	3	3
4 Atwater	85	55	30	0-0	1-4	7	0	0
5 Gordon	74	61	13	0-0	4-125	12	0	1
6 Crockett	68	61	7	0.5-2.5	3-105	15	1	0
7 Pryce	59	48	11	8.5-56.5	1-1	0	0	0
8 Braxton	57	43	14	0-0	1-72	6	1	0
9 Tanuvasa	53	47	6	8.5-66.5	0-0	0	1	2
10 Traylor	49	40	9	2-8	0-0	2	0	1
11 E. Brown	43	29	14	0-0	0-0	3	0	1
12 Johnson	39	35	4	1-11	2-79	9	0	0
13 N. Smith	38	25	13	4-38	1-2	2	1	0
14 Washington	33	27	6	2-8	0-0	0	0	0
15 Hasselbach	27	24	3	3-26	0-0	0	0	0
16 Williams	19	11	8	3-24	0-0	2	0	0
17 Lodish	14	7	7	2-11	0-0	0	0	0
18 James	12	10	2	0-0	0-0	2	0	0
19 Coghill	12	9	3	0-0	1-20	1	0	0
20 Joyner	9	6	3	0-0	0-0	0	0	0
21 Burns	8	6	2	0-0	0-0	1	0	0
22 Paul	5	5	0	0-0	0-0	2	0	0
TEAM	1,036	801	235	47-335	19-439	88	12	9

1998 GAMES STARTED

OFFENSE	DEFENSE
QB Brister, Bubby	4 DE Hasselbach, Harald
QB Elway, John	12 DE Smith, Neil
RB Davis, Terrell	16 DE Tanuvasa, Maa
FB Griffith, Howard	14 DT Lodish, Mike
FB Smith, Detron	2 DT Pryce, Trevor
WR Green, Willie	1 DT Traylor, Keith
WR McCaffrey, Ed	15 LB Cadrez, Glenn
WR Smith, Rod	16 LB Joyner, Seth
TE Carswell, Dwayne	1 LB Mobley, John
TE Sharpe, Shannon	16 LB Romanowski, Bill
C Nalen, Tom	16 CB Crockett, Ray
T Jones, Tony	16 CB Gordon, Darrien
T Swayne, Harry	16 CB Johnson, Darrius
G Neil, Dan	16 S Atwater, Steve
G Schlereth, Mark	16 S Braxton, Tyrone
	10 S Brown, Eric

1998 COACHES

Mike Shanahan (Head Coach), **Frank Bush** (Linebackers), **Barney Chavous** (Asst. Offensive Line/Asst. Strength & Conditioning), **Rick Dennison** (Special Teams), **Ed Donatelli** (Defensive Backs), **George Dyer** (Defensive Line), **Alex Gibbs** (Asst. Head Coach/Offensive Line), **Mike Heimerdinger** (Wide Receivers), **Gary Kubiak** (Offensive Coordinator/OBs), **Pat McPherson** (Defensive Asst.), **Brian Pariani** (Tight Ends), **Ricky Porter** (Offensive Asst.), **Greg Robinson** (Defensive Coordinator), **Greg Saporta** (Asst. Strength & Conditioning), **Rick Smith** (Defensive Asst.), **John Teerlinck** (Pass Rush Specialist), **Bobby Turner** (Running Backs), **Rich Tuten** (Strength & Conditioning).

1998 LEADERS / RANKINGS

INDIVIDUAL	PLAYER	NO.	AFC RANK	NFL RANK	NFL LEADER	NO.
Points	Davis	138	2	3	Anderson (MIN)	164
Rushing Yards	Davis	2,008	1	1	Davis (DEN)	2,008
Passing Yards	Elway	2,806	6	12	Favre (GB)	4,212
Passer Rating	Brister	99.0	2	5	Cunningham (MIN)	106.0
Receiving	R. Smith	1,222	2	4	Freeman (GB)	1,424
Receptions	R. Smith	86	2	3	Sanders (ARI)	89
Interceptions	Gordon	4	14	24	Law (NE)	9
Sacks	Pryce/Tanuvasa	8.5	10	27	Sinclair (SEA)	16.5
OFFENSE		NO.	AFC RANK	NFL RANK	NFL LEADER	NO.
Points Per Game		31.3	1	2	Minnesota	34.8
Total Yards Per Game		380.8	1	3	San Francisco	425.0
Yards Per Play		5.9	1	3	Min./S.F.	6.2
Rushing Yards Per Game		154.3	1	2	San Francisco	159.0
Net Passing Yards Per Game		226.5	4	7	Minnesota	270.5
DEFENSE		NO.	AFC RANK	NFL RANK	NFL LEADER	NO.
Points Per Game		19.3	4	8	Miami	16.6
Total Yards Per Game		308.4	7	11	San Diego	263.0
Yards Per Play		4.9	6	9	San Diego	4.3
Rushing Yards Per Game		80.4	2	3	San Diego	71.3
Net Passing Yards Per Game		228.0	14	26	Philadelphia	170.0

1998 KEY AWARDS

Pro Bowl (10): S Steve Atwater, RB Terrell Davis, K Jason Elam, QB John Elway, T Tony Jones, WR Ed McCaffrey, C Tom Nalen, LB Bill Romanowski, G Mark Schlereth, TE Shannon Sharpe. **AP All-Pro (4):** RB Terrell Davis (first team), K Jason Elam (second team), WR Ed McCaffrey (second team), TE Shannon Sharpe (first team). **AP NFL MVP:** RB Terrell Davis. **AP NFL Offensive Player of the Year:** RB Terrell Davis. **Super Bowl XXXIII MVP:** QB John Elway.

1998 NFL STANDINGS

AFC EAST

Team	W	L	T	Pct	PF	PA
yz-New York Jets	12	4	0	.750	416	266
x-Miami	10	6	0	.625	321	265
x-Buffalo	10	6	0	.625	400	333
x-New England	9	7	0	.563	337	329
Indianapolis	3	13	0	.188	310	444

AFC CENTRAL

Team	W	L	T	Pct	PF	PA
y-Jacksonville	11	5	0	.688	392	338
Tennessee	8	8	0	.500	330	320
Pittsburgh	7	9	0	.438	263	303
Baltimore	6	10	0	.375	269	335
Cincinnati	3	13	0	.188	268	452

AFC WEST

Team	W	L	T	Pct	PF	PA
*yz-Denver	14	2	0	.875	501	309
Oakland	8	8	0	.500	288	356
Seattle	8	8	0	.500	372	310
Kansas City	7	9	0	.438	327	363
San Diego	5	11	0	.313	241	342

NFC EAST

Team	W	L	T	Pct	PF	PA
y-Dallas	10	6	0	.625	381	275
x-Arizona	9	7	0	.563	325	378
New York Giants	8	8	0	.500	287	309
Washington	6	10	0	.375	319	421
Philadelphia	3	13	0	.188	161	344

NFC CENTRAL

Team	W	L	T	Pct	PF	PA
*yz-Minnesota	15	1	0	.938	556	296
x-Green Bay	11	5	0	.688	408	319
Tampa Bay	8	8	0	.500	314	295
Detroit	5	11	0	.313	306	378
Chicago	4	12	0	.250	276	368

NFC WEST

Team	W	L	T	Pct	PF	PA
yz-Atlanta	14	2	0	.875	442	289
x-San Francisco	12	4	0	.750	479	328
New Orleans	6	10	0	.375	305	359
St. Louis	4	12	0	.250	285	378
Carolina	4	12	0	.250	336	413

x - Playoffs; y - Division Title; z - First-round Bye; * - Home-field Advantage

WILD CARD PLAYOFF GAMES

1/2 - at Miami 24, Buffalo 17
1/2 - Arizona 20, at Dallas 7
1/3 - at Jacksonville 25, New England 10
1/3 - at San Francisco 30, Green Bay 27

DIVISIONAL PLAYOFF GAMES

1/9 - at Denver 38, Miami 3
1/9 - at Atlanta 20, San Francisco 18
1/10 - at New York Jets 34, Jacksonville 24
1/10 - at Minnesota 41, Arizona 21

CONFERENCE CHAMPIONSHIPS

1/17 - at Denver 23, New York Jets 10
1/17 - Atlanta 30, at Minnesota 27 (OT)

SUPER BOWL XXXIII (MIAMI)

1/31 - Denver 34, Atlanta 19

1997 FINAL STATISTICS (12-4)

Head Coach: Mike Shanahan AFC West: 2nd Home Stadium: Mile High Stadium

Date	W-L	Score	Opponent	Attendance	RUSHING	No.	Yds.	Avg.	Long	TD
Aug 31	W	19-3	Kansas City	75,600	Davis	369	1750	4.7	50t	15
Sept 7	W	35-14	at Seattle	55,859	Hebron	49	222	4.5	46	1
Sept 14	W	35-14	St. Louis	74,338	Elway	50	218	4.4	23	1
Sept 21	W	38-20	Cincinnati	73,871	Loville	25	124	5.0	17	1
Sept 28	W	29-21	at Atlanta	48,211	Griffith	9	34	3.8	9	0
Oct 6	W	34-13	New England	75,821	R. Smith	5	16	3.2	21	0
Oct 19	L	25-28	at Oakland	57,006	D. Smith	4	10	2.5	11	0
Oct 26	W	23-20	at Buffalo (OT)	78,458	Brister	4	2	0.5	2	0
Nov 2	W	30-27	Seattle	74,212	Lewis	5	2	0.4	5	0
Nov 9	W	34-0	Carolina	71,408	BRONCOS	520	2378	4.6	50t	18
Nov 16	L	22-24	at Kansas City	77,963	OPPONENTS	381	1803	4.7	83t	10
Nov 24	W	31-3	Oakland	75,307	RECEIVING	No.	Yds.	Avg.	Long	TD
Nov 30	W	38-28	at San Diego	54,245	Sharpe	72	1107	15.4	68t	3
Dec 7	L	24-35	at Pittsburgh	59,739	R. Smith	70	1180	16.9	78	12
Dec 15	L	17-34	at San Francisco	68,461	McCaffrey	45	590	13.1	35	8
Dec 21	W	38-3	San Diego	69,632	Davis	42	287	6.8	25	0

TEAM STATISTICS	Den	Opp
TOTAL FIRST DOWNS	340	258
Rushing	138	83
Passing	172	145
Penalty	30	30
3RD DOWN: MADE/ATT	92/217	65/207
3rd Down Pct.	42.4	31.4
4TH DOWN: MADE/ATT	7/16	8/19
4th Down Pct.	43.8	42.1
POSSESSION AVG.	32:07	27:53
TOTAL NET YARDS	5872	4671
Avg. Per Game	367.0	291.9
Total Plays	1068	951
Avg. Per Play	5.5	4.9
NET YARDS RUSHING	2378	1803
Avg. Per Game	148.6	112.7
Total Rushes	520	381
NET YARDS PASSING	3494	2868
Avg. Per Game	218.4	179.3
Sacked/Yards Lost	35/210	44/298
Gross Yards	3704	3166
Att./Completions	513/287	526/290
Completion Pct.	55.9	55.1
Had Intercepted	11	18
PUNTS/AVERAGE	60/43.5	94/43.5
NET PUNTING AVG.	60/38.1	94/35.7
PENALTIES/YDS.	116/1006	130/1118
FUMBLES/LOST	25/10	27/13
TOUCHDOWNS	55	35
Rushing	18	10
Passing	27	20
Returns	10	5

SCORE BY PERIODS	1	2	3	4	OT	Total
BRONCOS	107	140	137	85	3	472
OPPONENTS	34	100	68	85	0	287

SCORING	TD	Ru	Pa	Ret	PAT	FG	S	PTS
Elam	0	0	0	0	46/46	26/36	0	124
Davis	15	15	0	0	0	0	0	96
R. Smith	12	0	12	0	0	0	0	72
McCaffrey	8	0	8	0	0	0	0	48
Gordon	4	0	0	4	0	0	0	24
Sharpe	3	0	3	0	0	0	0	20
Green	2	0	2	0	0	0	0	12
Bentley TM	0	0	0	0	4/4	2/3	0	10
Atwater	1	0	0	1	0	0	0	6
Braxton	1	0	0	1	0	0	0	6
Carswell	1	0	1	0	0	0	0	6
Elway	1	1	0	0	0	0	0	6
Hebron	1	1	0	0	0	0	0	6
Johnson	1	0	0	1	0	0	0	6
Loville	1	1	0	0	0	0	0	6
Mobley	1	0	0	1	0	0	0	6
D. Smith	1	0	1	0	0	0	0	6
Traylor	1	0	0	1	0	0	0	6
Williams	1	0	0	1	0	0	0	6
BRONCOS	55	18	27	10	50/50	28/39	0	472
OPPONENTS	35	10	20	5	35/35	14/19	0	287

2-PT. CONVERSIONS: Davis 3, Sharpe, **BRONCOS 4-5, OPPONENTS 0-0**

SACKS: N. Smith 8.5, Tanuvasa 8.5, Williams 8.5, Mobley 4.0, Gordon 2.0, Pryce 2.0, Romanowski 2.0, Traylor 2.0, Hasselbach 1.5, Atwater 1.0, Lodish 1.0, McKyer 1.0, Braxton 0.5, Richie 0.5, **BRONCOS 44.0, OPPONENTS 35.0**

PASSING	Att.	Comp.	Yds.	Comp.%	Yds/Att.	TD	TD%	Int	Int%	LG	Sack/Lost	Rating
Elway	502	280	3635	55.8	7.24	27	5.4	11	2.2	78	34/203	87.5
Brister	9	6	48	66.7	5.33	0	0.0	0	0.0	15	0/0	79.9
Lewis	2	1	21	50.0	10.50	0	0.0	0	0.0	21	1/7	87.5
BRONCOS	513	287	3704	55.9	7.22	27	5.3	11	2.1	78	35/210	87.4
OPPONENTS	526	290	3166	55.1	6.02	20	3.8	18	3.4	69t	44/298	71.5

RECEIVING	No.	Yds.	Avg.	Long	TD
Sharpe	72	1107	15.4	68t	3
R. Smith	70	1180	16.9	78	12
McCaffrey	45	590	13.1	35	8
Davis	42	287	6.8	25	0
Green	19	240	12.6	31	2
Carswell	12	96	8.0	24t	1
Griffith	11	55	5.0	20	0
D. Smith	4	41	10.3	17t	1
Hebron	3	36	12.0	21	0
Jeffers	3	24	8.0	10	0
Chamberlain	2	18	9.0	9	0
Loville	2	10	5.0	7	0
Lynn	1	21	21.0	21	0
Nalen	1	-1	-1.0	-1	0
BRONCOS	287	3704	12.9	78	27
OPPONENTS	290	3166	10.9	69t	20

INTERCEPTIONS	No.	Yds.	Avg.	Long	TD
Braxton	4	113	28.3	43	1
Gordon	4	64	16.0	32t	1
Crockett	4	18	4.5	10	0
Atwater	2	42	21.0	22t	1
Traylor	1	62	62.0	62t	1
Mobley	1	13	13.0	13t	1
Romanowski	1	7	7.0	7	0
McKyer	1	0	0.0	0	0
BRONCOS	18	319	17.7	62t	5
OPPONENTS	11	193	17.5	55t	1

PUNTING	No.	Yds.	Avg.	Net	TB	In20	Long	B
Rouen	60	2598	43.3	38.1	4	22	57	0
BRONCOS	60	2598	43.3	38.1	4	22	57	0
OPPONENTS	94	4091	43.5	35.7	9	16	73	0

PUNT RETURNS	No.	FC	Yds.	Avg.	Long	TD
Gordon	40	22	543	13.6	94t	3
R. Smith	1	0	12	12.0	12	0
BRONCOS	41	22	555	13.5	94t	3
OPPONENTS	26	17	235	9.0	83t	1

KICKOFF RETURNS	No.	Yds.	Avg.	Long	TD
Hebron	43	1009	23.5	46	0
Loville	5	136	27.2	61	0
Burns	4	45	11.3	18	0
Chamberlain	1	13	13.0	13	0
D. Smith	1	0	0.0	0	0
BRONCOS	54	1203	22.3	61	0
OPPONENTS	89	1827	20.5	77	0

FIELD GOALS	1-19	20-29	30-39	40-49	50+
Elam	0/0	10/11	10/12	3/8	3/5
Bentley TM	0/0	1/1	1/1	0/1	0/0
BRONCOS	0/0	11/12	11/13	3/9	3/5
OPPONENTS	0/0	4/4	3/5	4/4	3/6

ELAM: (35G,36G,25G,53G)(38G,51G)(43B)(25G)(0)(40N, 44G,43N)(38N,23G,22G,33G)(23G,48G,22G)(42N,25G,50G)(21G,38G,59N,38G,28G,34G)(36G)(35B,32G)(35G,53N)(49G,44N,29N)(25G)

BRONCOS: (35G,36G,25G,53G)(38G,51G)(43B)(25G)(1)(21G,48N,33G)(40N,44G,43N)(38N,23G,22G,33G)(23G,48G,22G)(42N,25G,50G)(21G,38G,59N,38G,28G,34G)(36G)(35B,32G)(35G,53N)(49G,44N,29N)(25G)

OPPONENTS: (20G)(37N)(56N,38G,43G)(52N)(26G,49G)(1)(30G,55G)(52G,41G)(1)(54G)(41G)(1)(51N)(35N,32G,20G)(26G)

1997 DEFENSIVE STATS

(based on coaches' film review)

	TT	UT	A	S-YDS	I-YDS	PD	FF	FR
1 Mobley	162	113	49	4-23	1-13	8	3	1
2 Romanowski	117	77	40	2-18	1-7	2	2	0
3 Braxton	90	74	16	0.5-0.5	4-113	9	1	3
4 Crockett	83	69	14	0-0	4-18	21	1	0
Atwater	83	61	22	1-18	2-42	8	0	2
6 Aldridge	80	55	25	0-0	0-0	6	1	0
7 Gordon	62	50	12	2-2	4-64	11	1	1
8 Traylor	51	39	12	2-20	1-62	2	1	0
9 Williams	48	39	9	8.5-74	0-0	1	1	1
10 N. Smith	46	38	8	8.5-39.5	0-0	4	1	0
11 Pryce	28	20	8	2-9.5	0-0	0	0	0
12 Hasselbach	23	19	4	1.5-14.5	0-0	1	0	0
13 Tanuvasa	21	20	1	8.5-44.5	0-0	0	0	0
14 Johnson	17	17	0	0-0	0-0	7	0	0
McKyer	17	12	5	1-13	1-0	5	1	0
16 Lodish	14	9	5	1-7.5	0-0	0	0	1
17 Perry	11	9	2	0-0	0-0	3	1	0
18 Cadrez	8	7	1	0-0	0-0	0	0	0
19 Dodge	7	6	1	0-0	0-0	0	0	0
20 Hilliard	5	2	3	0-0	0-0	2	0	0
21 Burns	3	2	1	0-0	0-0	0	0	0
22 E. Jones	1	1	0	0-0	0-0	0	0	0
Veland	1	1	0	0-0	0-0	1	0	0
Richie	1	0	1	0.5-2	0-0	0	0	0
TEAM	979	740	239	44-298	18-319	91	13	9

1997 GAMES STARTED

OFFENSE

QB Elway, John	16	DE Hasselbach, Harald	3
RB Davis, Terrell	15	DE Smith, Neil	13
RB Hebron, Vaughn	1	DE Williams, Alfred	16
FB Griffith, Howard	13	DT Perry, Michael Dean	8
WR Green, Willie	1	DT Pryce, Trevor	3
WR McCaffrey, Ed	15	DT Tanuvasa, Maa	5
WR Smith, Rod	16	DT Traylor, Keith	16
TE Carswell, Dwayne	3	LB Aldridge, Allen	15
TE Sharpe, Shannon	16	LB Mobley, John	16
C Nalen, Tom	16	LB Romanowski, Bill	16
T Brown, Jamie	2	CB Crockett, Ray	16
T Jones, Tony	16	CB Gordon, Darrien	16
T Zimmerman, Gary	14	CB McKyer, Tim	1
G Diaz-Infante, David	7	S Atwater, Steve	15
G Habib, Brian	14	S Braxton, Tyrone	16
G Schlereth, Mark	11	S Dodge, Dedrick	1

1997 COACHES

Mike Shanahan (Head Coach), **Frank Bush** (Linebackers), **Barney Chavous** (Asst. Offensive Line/Asst. Strength & Conditioning), **Rick Dennison** (Special Teams), **Ed Donatelli** (Defensive Backs), **George Dyer** (Defensive Line), **Alex Gibbs** (Asst. Head Coach/Offensive Line), **Mike Heimerdinger** (Wide Receivers), **Gary Kubiak** (Offensive Coordinator/Quarterbacks), **Brian Pariani** (Tight Ends), **Ricky Porter** (Offensive Asst.), **Greg Robinson** (Defensive Coordinator), **Greg Saporta** (Asst. Strength & Conditioning), **Rick Smith** (Defensive Asst.), **John Teerlinck** (Pass Rush Specialist), **Bobby Turner** (Running Backs), **Rich Tuten** (Strength & Conditioning).

1997 LEADERS / RANKINGS

INDIVIDUAL	PLAYER	NO.	AFC RANK	NFL RANK	NFL LEADER	NO.
Points	Elam	124	2	4	Hollis (JAC)	134
Rushing Yards	Davis	1,750	1	2	Sanders (DET)	2,053
Passing Yards	Elway	3,635	4	5	Favre (GB)	3,867
Passer Rating	Elway	87.5	4	7	Young (SF)	104.7
Receiving Yards	R. Smith	1,180	4	8t	Moore (DET)	1,584
Receptions	Sharpe	72	7t	15t	Moore (DET)	104
Interceptions	Three Players	4	8t	23t	McNeil (STL)	9
Sacks	Three Players	8.5	10t	25t	Randall (MIN)	15.5
OFFENSE	NO.	AFC RANK	NFL RANK	NFL LEADER	NO.	
Points Per Game	29.5	1	1	Denver	29.5	
Total Yards Per Game	367.0	1	1	Denver	367.0	
Yards Per Play	5.5	1t	3t	Detroit	5.6	
Rushing Yards Per Game	148.6	3	4	Pittsburgh	154.9	
Net Passing Yards Per Game	218.4	7	9	Seattle	247.4	
DEFENSE	NO.	AFC RANK	NFL RANK	NFL LEADER	NO.	
Points Per Game	17.9	2t	6t	Kansas City	14.5	
Total Yards Per Game	291.9	1	5	San Francisco	250.8	
Yards Per Play	4.9	4t	12t	San Francisco	4.2	
Rushing Yards Per Game	112.7	10	16	Pittsburgh	82.4	
Net Passing Yards Per Game	179.3	2	5	Dallas	157.6	

1997 KEY AWARDS

Pro Bowl (5): RB Terrell Davis, QB John Elway, C Tom Nalen, TE Shannon Sharpe, DE Neil Smith. **AP All-Pro (3):** RB Terrell Davis (first team), LB John Mobley (first team), TE Shannon Sharpe (first team). **Super Bowl XXXII MVP:** RB Terrell Davis.

1997 NFL STANDINGS

AFC EAST

Team	W	L	T	Pct	PF	PA
y-New England	10	6	0	.625	369	289
x-Miami	9	7	0	.563	339	327
New York Jets	9	7	0	.563	348	287
Buffalo	6	10	0	.375	255	367
Indianapolis	3	13	0	.188	313	401

AFC CENTRAL

Team	W	L	T	Pct	PF	PA
yz-Pittsburgh	11	5	0	.688	372	307
x-Jacksonville	11	5	0	.688	394	318
Tennessee	8	8	0	.500	333	310
Cincinnati	7	9	0	.438	355	405
Baltimore	6	9	1	.406	326	345

AFC WEST

Team	W	L	T	Pct	PF	PA
*yz-Kansas City	13	3	0	.813	375	232
x-Denver	12	4	0	.750	472	287
Seattle	8	8	0	.500	365	362
Oakland	4	12	0	.250	324	419
San Diego	4	12	0	.250	266	425

NFC EAST

Team	W	L	T	Pct	PF	PA
y-New York Giants	10	5	1	.656	307	265
Washington	8	7	1	.531	327	289
Philadelphia	6	9	1	.406	317	372
Dallas	6	10	0	.375	304	314
Arizona	4	12	0	.250	283	379

NFC CENTRAL

Team	W	L	T	Pct	PF	PA
yz-Green Bay	13	3	0	.813	422	282
x-Tampa Bay	10	6	0	.625	299	263
x-Detroit	9	7	0	.563	379	306
x-Minnesota	9	7	0	.563	354	359
Chicago	4	12	0	.250	263	421

NFC WEST

Team	W	L	T	Pct	PF	PA
*yz-San Francisco	13	3	0	.813	375	265
Carolina	7	9	0	.438	265	314
Atlanta	7	9	0	.438	320	361
New Orleans	6	10	0	.375	237	327
St. Louis	5	11	0	.313	299	359

x - Playoffs; y - Division Title; z - First-round Bye; * - Home-field Advantage

WILD CARD PLAYOFF GAMES

12/27 - at Denver 42, Jacksonville 17
12/27 - Minnesota 23, at New York Giants 22
12/28 - at New England 17, Miami 3
12/28 - at Tampa Bay 20, Detroit 10

DIVISIONAL PLAYOFF GAMES

1/3 - at Pittsburgh 7, New England 6
1/3 - at San Francisco 38, Minnesota 22
1/4 - Denver 14, at Kansas City 10
1/4 - at Green Bay 21, Tampa Bay 7

CONFERENCE CHAMPIONSHIPS

1/11 - Denver 24, at Pittsburgh 21
1/11 - Green Bay 23, at San Francisco 10

SUPER BOWL XXXII (SAN DIEGO)

1/25 - Denver 31, Green Bay 24

1996 FINAL STATISTICS (13-3)

Head Coach: Mike Shanahan AFC West: 1st Home Stadium: Mile High Stadium

Date	W-L	Score	Opponent	Attendance	RUSHING	No.	Yds.	Avg.	Long	TD
Sept 1	W	31-6	New York Jets	70,595	Davis	345	1538	4.5	71t	13
Sept 8	W	30-20	at Seattle	43,671	Hebron	49	262	5.3	47	0
Sept 15	W	27-23	Tampa Bay	71,535	Elway	50	249	5.0	22	4
Sept 22	L	14-17	at Kansas City	79,439	Craver	59	232	3.9	28	2
Sept 29	W	14-10	at Cincinnati	51,798	Lewis	4	39	9.8	18	0
Oct 6	W	28-17	San Diego	75,058	Miller	3	39	13.0	26t	1
Oct 20	W	45-34	Baltimore	70,453	Rivers	2	6	3.0	3	0
Oct 27	W	34-7	Kansas City	75,652	R. Smith	1	1	1.0	1	0
Nov 4	W	22-21	at Oakland	61,179	Musgrave	12	-4	-0.3	6	0
Nov 10	W	17-12	Chicago	75,555	BRONCOS	525	2362	4.5	71t	20
Nov 17	W	34-8	at New England	59,452	OPPONENTS	345	1331	3.9	56	5
Nov 24	W	21-17	at Minnesota	59,142						
Dec 1	W	34-7	Seattle	74,982	RECEIVING	No.	Yds.	Avg.	Long	TD
Dec 8	L	6-41	at Green Bay	60,712	Sharpe	80	1062	13.3	51	10
Dec 15	W	24-19	Oakland	75,466	Miller	56	735	13.1	46	3
Dec 22	L	10-16	at San Diego	46,801	McCaffrey	48	553	11.5	39t	7
					Craver	39	297	7.6	39t	1

TEAM STATISTICS		Den	Opp
TOTAL FIRST DOWNS		336	261
Rushing		134	67
Passing		180	165
Penalty		22	29
3RD DOWN: MADE/ATT		112/229	78/217
3rd Down Pct.		48.9	35.9
4TH DOWN: MADE/ATT		6/11	7/16
4th Down Pct.		54.5	43.8
POSSESSION AVG.		33:17	26:43
TOTAL NET YARDS		5791	4470
Avg. Per Game		361.9	279.4
Total Plays		1092	951
Avg. Per Play		5.3	4.7
NET YARDS RUSHING		2362	1331
Avg. Per Game		147.6	83.2
Total Rushes		525	345
NET YARDS PASSING		3429	3139
Avg. Per Game		214.3	196.2
Sacked/Yards Lost		31/233	40/274
Gross Yards		3662	3413
Att./Completions		536/327	566/302
Completion Pct.		61.0	53.4
Had Intercepted		17	23
PUNTS/AVERAGE		65/41.8	83/46.1
NET PUNTING AVG.		65/36.2	83/37.4
PENALTIES/YARDS		109/949	119/834
FUMBLES/BALL LOST		27/15	26/9
TOUCHDOWNS		47	31
Rushing		20	5
Passing		26	22
Returns		1	4

SCORE BY PERIODS		1	2	3	4	OT	Total
BRONCOS		131	132	65	63	0	391
OPPONENTS		52	77	78	68	0	275

SCORING		TD	Ru	Pa	Rt	PAT	FG	2pt	PTS
Elam		0	0	0	0	46/46	21/28	0	109
Davis		15	13	2	0	0	0	0	90
Sharpe		10	0	10	0	0	0	0	60
McCaffrey		7	0	7	0	0	0	0	42
Elway		4	4	0	0	0	0	0	24
Miller		4	1	3	0	0	0	0	24
Craver		3	2	1	0	0	0	0	18
R. Smith		2	0	2	0	0	0	0	12
Braxton		1	0	0	1	0	0	0	6
Sherrard		1	0	1	0	0	0	0	6
BRONCOS		47	20	26	1	46/46	21/28	0	391
OPPONENTS		31	5	22	4	25/25	20/23	2	275

2-PT. CONVERSIONS: BRONCOS 0-1, OPPONENTS 2-6

SACKS: A. Williams 13.0, Geathers 5.0, Tanuvasa 5.0, Crockett 4.0, Perry 3.5, Romanowski 3.0, Hasselbach 2.0, Lodish 1.5, Mobley 1.5, D. Williams 1.0, Robinson 0.5, BRONCOS 40.0, OPPONENTS 31.0

PASSING	Att.	Comp.	Yds.	Comp.%	Yd./Att.	TD	TD%	Int	Int%	LG	Sack/Lost	Rating
Elway	466	287	3328	61.6	7.14	26	5.6	14	3.0	51	26/194	89.2
Musgrave	52	31	276	59.6	5.31	0	0.0	2	3.8	46	4/32	57.9
Lewis	17	9	58	52.9	3.41	0	0.0	1	5.9	11	1/7	35.9
Craver	1	0	0	0.0	0.00	0	0.0	0	0.0	0	0/0	39.6
BRONCOS	536	327	3662	61.0	6.83	26	4.9	17	3.2	51	31/233	84.3
OPPONENTS	566	302	3413	53.4	6.03	22	3.9	23	4.1	51t	40/274	67.7

RECEIVING		No.	Yds.	Avg.	Long	TD
Sharpe		80	1062	13.3	51	10
Miller		56	735	13.1	46	3
McCaffrey		48	553	11.5	39t	7
Craver		39	297	7.6	39t	1
Davis		36	310	8.6	23	2
R. Smith		16	237	14.8	49t	2
Sherrard		16	185	11.6	25t	1
Carswell		15	85	5.7	11	0
Chamberlain		12	129	10.8	17	0
Hebron		7	43	6.1	11	0
Kinchen		1	27	27.0	27	0
Rivers		1	-1	-1.0	-1	0
BRONCOS		327	3662	11.2	51	26
OPPONENTS		302	3413	11.3	51t	22

INTERCEPTIONS		No.	Yds.	Avg.	Long	TD
Braxton		9	128	14.2	69t	1
Atwater		3	11	3.7	11	0
Romanowski		3	1	0.3	1	0
Crockett		2	34	17.0	34	0
Washington		2	17	8.5	23	0
James		2	15	7.5	15	0
Hilliard		1	27	27.0	27	0
Mobley		1	8	8.0	8	0
BRONCOS		23	241	10.5	69t	1
OPPONENTS		17	171	10.1	34	0

PUNTING		No.	Yds.	Avg.	Net	TB	In20	Long	B
Rouen		65	2714	41.8	36.2	5	16	57	0
BRONCOS		65	2714	41.8	36.2	5	16	57	0
OPPONENTS		83	3825	46.1	37.4	7	18	67	0

PUNT RETURNS		No.	FC	Yds.	Avg.	Long	TD
Kinchen		26	4	300	11.5	40	0
R. Smith		23	15	283	12.3	36	0
BRONCOS		49	19	583	11.9	40	0
OPPONENTS		23	22	261	11.3	88t	1

KICKOFF RETURNS		No.	Yds.	Avg.	Long	TD
Hebron		45	1099	24.4	59	0
Chamberlain		3	49	16.3	21	0
Jeffers		1	18	18.0	18	0
R. Smith		1	29	29.0	29	0
BRONCOS		50	1195	23.9	59	0
OPPONENTS		76	1602	21.1	97t	1

FIELD GOALS		1-19	20-29	30-39	40-49	50+
Elam		2/2	8/8	4/5	6/10	1/3
OPPONENTS		0/0	8/8	7/8	4/5	1/2

ELAM: (28G) (18G, 28G, 33G) (45G, 20G) (52N, 34N) () () (34G) (40G, 47N, 29G) (36G, 43G, 28G) (24G) (52N, 28G, 47G) (42N) (44G, 18G) (40G, 39G) (38G, 40N) (51G, 45N).
 OPPONENTS: () (27G, 40G) (24G, 35G, 28G) (37G) (44G) (27G) (45G, 33G) (54N) (30N) (35G, 48G) (40N), (27G) () (33G, 22G) (28G, 35G) (50G, 21G, 22G).

1996 DEFENSIVE STATS

(based on coaches' film review)

	TT	UT	A	S-YDS	I-YDS	PD	FF	FR
1 Romanowski	128	94	34	3-15	3-1	12	0	3
2 Aldridge	121	74	47	0-0	0-0	6	1	0
3 Atwater	116	89	27	0-0	3-11	9	1	0
4 Braxton	102	78	24	0-0	9-128	19	3	1
5 Mobley	93	67	26	1-5-2	1-8	4	0	0
6 Crockett	68	56	12	4-29	2-34	15	3	0
7 A. Williams	65	55	10	13-103	0-4	5	1	0
8 Washington	44	33	11	0-0	2-17	10	0	0
9 Perry	39	33	6	3.5-22	0-0	4	2	1
10 Hilliard	30	26	4	0-0	1-27	5	0	0
Lodish	30	19	11	1.5-8.5	0-0	0	0	0
12 Tanuvasa	24	15	9	5-39	0-0	1	0	1
13 James	22	17	5	0-0	2-15	7	1	1
D. Williams	22	14	8	1-3	0-0	0	0	1
15 Geathers	18	13	5	5-34	0-0	0	0	0
16 Hasselbach	17	14	3	2-16	0-0	2	2	0
17 Hauck	16	10	6	0-0	0-0	0	0	0
18 Cadrez	15	7	8	0-0	0-0	0	0	0
19 Johnson	9	8	1	0-0	0-0	2	1	0
20 Burns	5	2	3	0-0	0-0	0	0	0
21 R. Jones	3	2	1	0-0	0-0	1	0	0
E. Jones	3	2	1	0-0	0-0	0	0	0
23 Robinson	2	1	1	0.5-2.5	0-0	0	0	0
TOTALS	992	729	263	40-274	23-241	101	19	9

1996 GAMES STARTED

OFFENSE		DEFENSE	
QB Elway, John	15	DE Hasselbach, Harald	1
QB Musgrave, Bill	1	DE Williams, Alfred	16
RB Davis, Terrell	16	DE Williams, Dan	15
FB Craver, Aaron	15	DT Lodish, Mike	16
WR McCaffrey, Ed	15	DT Perry, Michael Dean	15
WR Miller, Anthony	16	DT Tanuvasa, Maa	1
WR Smith, Rod	1	LB Aldridge, Allen	16
TE Carswell, Dwayne	2	LB Mobley, John	16
TE Sharpe, Shannon	15	LB Romanowski, Bill	16
C Nalen, Tom	16	CB Crockett, Ray	15
T Brown, Jamie	2	CB Hilliard, Randy	3
T Thompson, Broderick	16	CB James, Tory	2
T Zimmerman, Gary	14	CB Washington, Lionel	12
G Diaz-Infante, David	2	S Atwater, Steve	16
G Habbib, Brian	16	S Braxton, Tyrone	16
G Schilreth, Mark	14		

1996 COACHES

Mike Shanahan (Head Coach), **Frank Bush** (Linebackers), **Barney Chavous** (Asst. Offensive Line/Asst. Strength and Conditioning), **Rick Dennison** (Offensive Asst.), **Ed Donatelli** (Defensive Backs), **George Dyer** (Defensive Line), **Alex Gibbs** (Asst. Head Coach/Offensive Line), **Mike Heimerdinger** (Wide Receivers), **Gary Kubiak** (Offensive Coordinator/QBs), **Brian Pariani** (Tight Ends), **Greg Robinson** (Defensive Coordinator), **Greg Saporta** (Administrative Asst./Strength and Conditioning), **Richard Smith** (Special Teams), **Rich Smith** (Defensive Asst.), **Bobby Turner** (Running Backs), **Rich Tuten** (Strength and Conditioning).

1996 LEADERS / RANKINGS

INDIVIDUAL	PLAYER	NO.	AFC RANK	NFL RANK	NFL LEADER	NO.
Points	Elam	109	8	14	Kasay (CAR)	145
Rushing Yards	Davis	1,538	1	2	Sanders (DET)	1,553
Passing Yards	Elway	3,328	5	7	Brunell (JAC)	4,367
Passer Rating	Elway	89.2	1	4	Young (SF)	97.2
Receiving Yards	Sharpe	1,062	9	15	Rice (STL)	1,338
Receptions	Sharpe	80	8t	16	Rice (STL)	108
Interceptions	Braxton	19	1	1t	Braxton (DEN)/Lyle (STL)	9
Sacks	A. Williams	13	3t	5t	Greene (CAR)	14.5
OFFENSE		NO.	AFC RANK	NFL RANK	NFL LEADER	NO.
Points Per Game		24.4	2	4	Green Bay	28.5
Total Yards Per Game		361.9	1	1	Denver	361.9
Yards Per Play		5.3	3	4t	Baltimore	5.6
Rushing Yards Per Game		147.6	1	1	Denver	147.6
Net Passing Yards Per Game		214.3	7	13	Baltimore	248.6
DEFENSE		NO.	AFC RANK	NFL RANK	NFL LEADER	NO.
Points Per Game		17.2	3	7	Green Bay	13.1
Total Yards Per Game		279.4	2	4	Green Bay	259.8
Yards Per Play		4.7	3t	6t	Green Bay	4.2
Rushing Yards Per Game		83.2	1	1	Denver	83.2
Net Passing Yards Per Game		196.2	4	10	Green Bay	171.3

1996 KEY AWARDS

Pro Bowl (9): S Steve Atwater, S Tyrone Braxton, RB Terrell Davis, QB John Elway, DE Michael Dean Perry, LB Bill Romanowski, TE Shannon Sharpe, DE Alfred Williams, T Gary Zimmerman. **AP All-Pro (6):** S Steve Atwater (second team), RB Terrell Davis (first team), QB John Elway (second team), TE Shannon Sharpe (first team), DE Alfred Williams (first team), T Gary Zimmerman (first team). **AP NFL Offensive Player of the Year:** RB Terrell Davis. **Sports Illustrated NFL MVP:** RB Terrell Davis. **K.C. 101 Club AFC Coach of the Year:** Mike Shanahan.

1996 NFL STANDINGS

AFC EAST

Team	W	L	T	Pct	PF	PA
yz-New England	11	5	0	.688	418	313
x-Buffalo	10	6	0	.625	319	266
x-Indianapolis	9	7	0	.563	317	334
Miami	8	8	0	.500	339	325
New York Jets	1	15	0	.063	279	454

AFC CENTRAL

Team	W	L	T	Pct	PF	PA
y-Pittsburgh	10	6	0	.625	344	257
x-Jacksonville	9	7	0	.563	325	335
Houston	8	8	0	.500	345	319
Cincinnati	8	8	0	.500	372	369
Baltimore	4	12	0	.250	371	441

AFC WEST

Team	W	L	T	Pct	PF	PA
*yz-Denver	13	3	0	.813	391	275
Kansas City	9	7	0	.563	297	300
San Diego	8	8	0	.500	310	376
Oakland	7	9	0	.438	340	293
Seattle	7	9	0	.438	317	376

NFC EAST

Team	W	L	T	Pct	PF	PA
y-Dallas	10	6	0	.625	286	250
x-Philadelphia	10	6	0	.625	363	341
Washington	9	7	0	.563	364	312
Arizona	7	9	0	.438	300	397
New York Giants	6	10	0	.375	242	297

NFC CENTRAL

Team	W	L	T	Pct	PF	PA
*yz-Green Bay	13	3	0	.813	456	210
x-Minnesota	9	7	0	.563	298	315
Chicago	7	9	0	.438	283	305
Tampa Bay	6	10	0	.375	221	293
Detroit	5	11	0	.313	302	368

NFC WEST

Team	W	L	T	Pct	PF	PA
yz-Carolina	12	4	0	.750	367	218
x-San Francisco	12	4	0	.750	398	257
St. Louis	6	10	0	.375	303	409
Atlanta	3	13	0	.188	309	461
New Orleans	3	13	0	.188	229	339

x - Playoffs; y - Division Title; z - First-round Bye; * - Home-field Advantage

WILD CARD PLAYOFF GAMES

12/28 - Jacksonville 30, at Buffalo 27
12/28 - at Dallas 40, Minnesota 15
12/29 - at Pittsburgh 42, Indianapolis 14
12/29 - at San Francisco 14, Philadelphia 0

DIVISIONAL PLAYOFF GAMES

1/4 - Jacksonville 30, at Denver 27
1/4 - at Green Bay 35, San Francisco 14
1/5 - at New England 28, Pittsburgh 3
1/5 - at Carolina 26, Dallas 17

CONFERENCE CHAMPIONSHIPS

1/12 - at New England 20, Jacksonville 6
1/12 - at Green Bay 30, Carolina 13

SUPER BOWL XXXI (NEW ORLEANS)

1/26 - Green Bay 35, New England 21

1995 FINAL STATISTICS (8-8)

Head Coach: Mike Shanahan AFC West: 4th Home Stadium: Mile High Stadium

Date	W-L	Score	Opponent	Attendance	RUSHING	No.	Yds.	Avg.	Long	TD
Sept 3	W	22-7	Buffalo	75,157	Davis	237	1117	4.7	60	7
Sept 10	L	21-31	at Dallas	64,578	Craver	73	333	4.6	23	5
Sept 17	W	38-31	Washington	71,930	Milburn	49	266	5.4	29	0
Sept 24	L	6-17	at San Diego	58,978	Elway	41	176	4.3	25	1
Oct 1	L	10-27	at Seattle	49,914	Bernstine	23	76	3.3	18	1
Oct 8	W	37-3	at New England	60,074	Pritchard	6	17	2.8	9	0
Oct 16	W	27-0	Oakland	75,491	Millen	3	8	2.7	7	0
Oct 22	L	7-21	Kansas City	71,044	Miller	1	5	5.0	5	0
Nov 5	W	38-6	Arizona	71,488	Rivers	2	2	1.0	1	0
Nov 12	L	13-31	at Philadelphia	60,842	McCaffrey	1	-1	-1.0	-1	0
Nov 19	W	30-27	San Diego	74,681	Musgrave	4	-4	-1.0	0	0
Nov 26	L	33-42	at Houston	36,113	BRONCOS	440	1995	4.5	60	14
Dec 3	W	31-23	Jacksonville	72,231	OPPONENTS	451	1895	4.2	74	19
Dec 10	L	27-31	Seattle	71,488						
Dec 17	L	17-20	at Kansas City	75,061						
Dec 24	W	31-28	at Oakland	50,074						

TEAM STATISTICS		Den	Opp
TOTAL FIRST DOWNS		344	322
Rushing		114	114
Passing		205	186
Penalty		25	22
3RD DOWN: MADE/ATT		89/207	92/212
3rd Down Pct.		43.0	43.4
4TH DOWN: MADE/ATT		8/18	10/21
4th Down Pct.		44.4	47.6
POSSESSION AVG.		30.09	29.51
TOTAL NET YARDS		6040	5193
Avg. Per Game		377.5	324.6
Total Plays		1060	1010
Avg. Per Play		5.7	5.1
NET YARDS RUSHING		1995	1895
Avg. Per Game		124.7	118.4
Total Rushes		440	451
NET YARDS PASSING		4045	3298
Avg. Per Game		252.8	206.1
Sacked/Yards Lost		26/215	30/220
Gross Yards		4260	3518
Att./Completions		594/350	529/297
Completion Pct.		58.9	56.1
Had Intercepted		14	8
PUNTS/AVERAGE		54/40.9	76/42.8
NET PUNTING AVG.		54/37.3	76/34.9
PENALTIES/YARDS		109/851	103/848
FUMBLES/BALL LOST		25/16	20/13
TOUCHDOWNS		42	44
Rushing		14	19
Passing		27	20
Returns		1	5

SCORE BY PERIODS		1	2	3	4	OT	Total
BRONCOS		96	137	64	91	0	388
OPPONENTS		72	103	68	102	0	345

SCORING	TD	Ru	Pa	Rt	PAT	FG	S	PTS
Elam	0	0	0	0	39/39	31/38	0	132
Miller	14	0	14	0	0/0	0/0	0	84
Davis	8	7	1	0	0/0	0/0	0	48
Craver	6	5	1	0	0/0	0/0	0	36
Sharpe	4	0	4	0	0/0	0/0	0	24
Pritchard	3	0	3	0	0/0	0/0	0	18
McCaffrey	2	0	2	0	0/0	0/0	0	14
Elway	1	1	0	0	0/0	0/0	0	14
Bernstine	1	1	0	0	0/0	0/0	0	6
Evans	1	0	1	0	0/0	0/0	0	6
Smith	1	0	1	0	0/0	0/0	0	6
Crockett	1	0	0	1	0/0	0/0	0	6
BRONCOS	42	14	27	1	39/39	31/38	0	388
OPPONENTS	44	19	20	5	42/42	13/19	0	345

2-PT. CONVERSIONS:		Elway, McCaffrey, BRONCOS	2-3, OPPONENTS
0-2			

SACKS:		Perry 6.0, Fletcher 5.0, Hasselbach 4.0, Crockett 3.0, Cadrez 2.0, Dronett 2.0, Williams 2.0, Aldridge 1.5, Burns 1.5, Jones 1.0, Robinson 1.0, Alexander 0.5, Wilson 0.5,
--------	--	--

BRONCOS 30.0, OPPONENTS 26.0	
PASSING	Att. Comp. Yds. Comp.% Yd./Att. TD TD% Int Int% LG Sack/Lost Rating
Elway	542 316 3970 58.3 7.32 26 4.8 14 2.6 62t 22/180 86.4
Millen	40 26 197 65.0 4.93 1 2.5 0 0.0 18 4/32 85.1
Musgrave	12 8 93 66.7 7.75 0 0.0 0 0.0 23 0/0 89.9
BRONCOS	594 350 4260 58.9 7.17 27 4.5 14 2.4 62t 26/215 86.4
OPPONENTS	529 297 3518 56.1 6.65 20 3.8 8 1.5 57 30/220 82.9

RECEIVING		No.	Yds.	Avg.	Long	TD
Sharpe		63	756	12.0	49	4
Miller		59	1079	18.3	62t	14
Davis		49	367	7.5	31	1
Craver		43	369	8.6	32	1
McCaffrey		39	477	12.2	35	2
Pritchard		33	441	13.4	45t	3
Milburn		22	191	8.7	23	0
Johnson		12	170	14.2	23	0
Evans		12	124	10.3	22	1
Smith		6	152	25.3	43t	1
Bernstine		5	54	10.8	38	0
Carswell		3	37	12.3	5	0
Rivers		3	32	10.7	23	0
Chamberlain		1	11	11.0	11	0
BRONCOS		350	4260	12.2	62t	27
OPPONENTS		297	3518	11.8	57	20

INTERCEPTIONS		No.	Yds.	Avg.	Long	TD
Atwater		3	54	18.0	25	0
Braxton		2	36	18.0	36	0
Alexander		2	5	2.5	4	0
Hager		1	19	19.0	19	0
BRONCOS		8	114	14.3	36	0
OPPONENTS		14	103	7.4	29	0

PUNTING		No.	Yds.	Avg.	Net	TB	In20	Long	B
Rouen		52	2192	42.2	37.6	3	22	61	1
Elam		1	17	17.0	17.0	0	1	17	0
BRONCOS		54	2209	40.9	37.3	3	23	61	1
OPPONENTS		76	3253	42.8	34.9	12	18	62	0

PUNT RETURNS		No.	FC	Yds.	Avg.	Long	TD
Milburn		31	17	354	11.4	44	0
Crockett		0	0	4	—	4	0
Smith		0	1	0	—	—	0
BRONCOS		31	18	358	11.5	44	0
OPPONENTS		25	12	137	5.5	52	0

KICKOFF RETURNS		No.	Yds.	Avg.	Long	TD
Milburn		47	1269	27.0	86	0
Craver		7	50	7.1	13	0
Smith		4	54	13.5	17	0
Robinson		1	14	14.0	14	0
Burns		1	5	5.0	5	0
BRONCOS		60	1392	23.2	86	0
OPPONENTS		77	1671	21.7	94t	2

FIELD GOALS		1-19	20-29	30-39	40-49	50+
Elam		0/0	7/9	14/15	5/7	5/7
OPPONENTS		0/0	4/4	4/7	4/5	1/3

ELAM: (22G,52G,20G,38N,38G,37G) () (20G) (23G,52G) (23N,52N,30G) (37G,30G,51G) (30G, 32G,33G,37G) () (53G) (44G,48G) (20G,35G, 46N,32G) (56G,48N,35G) (38G) (29G,46G,66N) (49G) (45G,28N,27G,37G)

OPPONENTS: () (45G) (30N,31G) (45G) (48N, 45G,20G) (51G) () (35N) (31G,20G,54N) (52N, 39G) (29G,32G) () (47G) (36G) (37N) ()

1995 DEFENSIVE STATS

(based on coaches' film review)

	TT	UT	A	S-YDS	I-YDS	PD	FF	FR
1 Atwater	148	107	41	0-0	3-54	8	3	0
2 Aldridge	110	77	33	1.5-10.5	0-0	3	1	1
Braxton	110	74	36	0-0	2-36	10	0	0
4 Crockett	78	61	17	3-32	0-0	16	1	1
5 Wyman	73	54	19	0-0	0-0	1	1	0
6 Washington	62	46	16	0-0	0-0	9	1	1
7 J. Jones	49	26	23	1-8	0-0	0	0	2
8 Hager	48	35	13	0-0	1-19	5	0	0
9 Cadrez	44	22	22	2-3	0-0	0	2	0
10 Perry	42	38	4	6-52	0-0	8	2	0
11 Fletcher	40	34	6	5-42	0-0	1	2	0
12 Alexander	36	28	8	0.5-1	2-5	3	1	0
13 D. Jones	25	17	8	0-0	0-0	1	2	0
14 Hasselbach	24	15	9	4-23	0-0	2	0	4
15 Burns	22	14	8	1.5-9	0-0	0	1	0
16 Hillard	20	16	4	0-0	0-0	4	1	0
17 Thomas	17	12	5	0-0	0-0	3	1	0
18 Hauck	16	10	6	0-0	0-0	1	0	0
19 R. Jones	10	8	2	0-0	0-0	3	0	0
20 Dronett	8	5	3	2-12	0-0	1	0	0
21 Williams	6	5	1	2-19	0-0	1	0	0
Robinson	6	3	3	1-4	0-0	0	0	1
23 Lodish	4	4	0	0-0	0-0	0	0	0
24 Garnett	3	3	0	0-0	0-0	0	0	0
25 Bradford	1	1	0	0-0	0-0	1	0	0
Wilson	1	1	0	0.5-4.5	0-0	0	0	0
TOTALS	1,003	716	287	30-220	7-114	81	19	10

1995 GAMES STARTED

OFFENSE

QB Elway, John	16	DE Dronett, Shane	2
RB Bernstein, Rod	3	DE Hasselbach, Harald	10
RB Craver, Aaron	12	DE Williams, Dan	16
RB Davis, Terrell	14	DT Jones, James	6
RB Milburn, Glyn	1	DT Perry, Michael Dean	14
WR Johnson, Vance	1	LB Aldridge, Allen	12
WR McCaffrey, Ed	4	LB Alexander, Elijah	8
WR Miller, Anthony	14	LB Cadrez, Glenn	7
WR Pritchard, Mike	13	LB Fletcher, Simon	16
WR Smith, Rod	1	LB Hager, Britt	5
TE Carswell, Dwayne	2	LB Jones, Dante	5
TE Evans, Jerry	2	LB Wyman, Dave	11
TE Sharpe, Shannon	12	CB Crockett, Ray	16
C Nalen, Tom	15	CB Washington, Lionel	16
C Tamm, Ralph	1	S Atwater, Steve	16
T Thompson, Broderick	16	S Braxton, Tyrone	16
T Zimmerman, Gary	16		
G Habib, Brian	16		
G Schlereth, Mark	16		

1995 COACHES

Mike Shanahan (Head Coach), **Frank Bush** (Linebackers), **Barney Chavous** (Asst. Offensive Line/Asst. Strength and Conditioning), **Rick Dennison** (Offensive Asst.), **Ed Donatelli** (Defensive Backs), **George Dyer** (Defensive Line), **Alex Gibbs** (Asst. Head Coach/Offensive Line), **Mike Heimerdinger** (Wide Receivers), **Gary Kubiak** (Offensive Coordinator/QBs), **Brian Pariani** (Tight Ends), **Al Reynolds** (Defensive Asst./Asst. Defensive Backs), **Greg Robinson** (Defensive Coordinator), **Greg Saporita** (Administrative Asst./Strength and Conditioning), **Richard Smith** (Special Teams), **Bobby Turner** (Running Backs), **Rich Tuten** (Strength and Conditioning).

1995 LEADERS / RANKINGS

INDIVIDUAL	PLAYER	NO.	AFC RANK	NFL RANK	NFL LEADER	NO.
Points	Elam	132	2	3t	Smith (DAL)	150
Rushing Yards	Davis	1,117	3	9	Smith (DAL)	1,773
Passing Yards	Elway	3,970	1	5t	Favre (GB)	4,413
Passer Rating	Elway	86.4	6	14	Harbaugh (IND)	100.7
Receiving Yards	Miller	1,079	5	16	Rice (SF)	1,848
Receptions	Sharpe	63	12t	29t	Moore (DET)	123
Interceptions	Atwater	3	16t	37t	Thomas (MIN)	9
Sacks	Perry	16	25t	48t	Paup (BUF)	17.5
OFFENSE		NO.	AFC RANK	NFL RANK	NFL LEADER	NO.
Points Per Game		24.3	1	3	San Francisco	28.6
Total Yards Per Game		377.5	1	3	Detroit	382.1
Yards Per Play		5.7	1	3t	Detroit	6.0
Rushing Yards Per Game		124.7	3	5	Kansas City	138.9
Net Passing Yards Per Game		252.8	2	7	San Francisco	288.0
DEFENSE		NO.	AFC RANK	NFL RANK	NFL LEADER	NO.
Points Per Game		21.6	9	17	Kansas City	15.1
Total Yards Per Game		324.6	9	15	San Francisco	274.9
Yards Per Play		5.1	9	14t	Kansas City	4.3
Rushing Yards Per Game		118.4	11	23	San Francisco	66.3
Net Passing Yards Per Game		206.1	5	9	New York Jets	171.3

1995 KEY AWARDS

Pro Bowl (6): S Steve Atwater, K Jason Elam, KR Glyn Milburn, WR Anthony Miller, TE Shannon Sharpe, T Gary Zimmerman. **AP All-Pro (4):** K Jason Elam (second team), KR Glyn Milburn (second team), TE Shannon Sharpe (second team), T Gary Zimmerman (second team). **Football Digest NFL Rookie of the Year:** RB Terrell Davis.

1995 NFL STANDINGS

AFC EAST

Team	W	L	T	Pct	PF	PA
y-Buffalo	10	6	0	.625	350	335
x-Indianapolis	9	7	0	.563	331	316
x-Miami	9	7	0	.563	398	332
New England	6	10	0	.375	294	377
New York Jets	3	13	0	.188	233	384

AFC CENTRAL

Team	W	L	T	Pct	PF	PA
yz-Pittsburgh	11	5	0	.688	407	327
Cincinnati	7	9	0	.438	349	374
Houston	7	9	0	.438	348	324
Cleveland	5	11	0	.313	289	356
Jacksonville	4	12	0	.250	275	404

AFC WEST

Team	W	L	T	Pct	PF	PA
*yz-Kansas City	13	3	0	.813	358	241
x-San Diego	9	7	0	.563	321	323
Seattle	8	8	0	.500	363	366
Denver	8	8	0	.500	383	345
Oakland	8	8	0	.500	348	332

NFC EAST

Team	W	L	T	Pct	PF	PA
*yz-Dallas	12	4	0	.750	435	291
x-Philadelphia	10	6	0	.625	318	338
Washington	6	10	0	.375	326	359
New York Giants	5	11	0	.313	290	340
Arizona	4	12	0	.250	275	422

NFC CENTRAL

Team	W	L	T	Pct	PF	PA
y-Green Bay	11	5	0	.688	404	314
x-Detroit	10	6	0	.625	436	336
Chicago	9	7	0	.563	392	360
Minnesota	8	8	0	.500	412	385
Tampa Bay	7	9	0	.438	238	335

NFC WEST

Team	W	L	T	Pct	PF	PA
yz-San Francisco	11	5	0	.688	457	258
x-Atlanta	9	7	0	.563	362	349
St. Louis	7	9	0	.438	309	418
Carolina	7	9	0	.438	289	325
New Orleans	7	9	0	.438	319	348

x - Playoffs; y - Division Title; z - First-round Bye; * - Home-field Advantage

WILD CARD PLAYOFF GAMES

12/30 - at Buffalo 37, Miami 22
12/30 - at Philadelphia 58, Detroit 37
12/31 - Indianapolis 35, at San Diego 20
12/31 - at Green Bay 37, Atlanta 20

DIVISIONAL PLAYOFF GAMES

1/6 - at Pittsburgh 40, Buffalo 21
1/6 - Green Bay 27, at San Francisco 17
1/7 - Indianapolis 10, at Kansas City 7
1/7 - at Dallas 30, Philadelphia 11

CONFERENCE CHAMPIONSHIPS

1/14 - at Pittsburgh 20, Indianapolis 16
1/14 - at Dallas 38, Green Bay 27

SUPER BOWL XXX (TEMPE, ARIZ.)

1/28 - Dallas 27, Pittsburgh 17

1994 FINAL STATISTICS (7-9)

Head Coach: Wade Phillips AFC West: 4th Home Stadium: Mile High Stadium

Date	W-L	Score	Opponent	Attendance	RUSHING	No.	Yds.	Avg.	Long	TD
Sept 4	L	34-37	San Diego	74,032	L. Russell	190	620	3.3	22t	9
Sept 11	L	22-25	at New York Jets (OT)	73,436	Elway	58	235	4.1	22	4
Sept 18	L	16-48	L.A. Raiders	75,764	Milburn	58	201	3.5	20	1
Sept 26	L	20-27	at Buffalo	75,373	Clark	56	168	3.0	12	3
Oct 9	W	16-9	at Seattle	63,872	Bernstine	17	91	5.4	24	0
Oct 17	L	28-31	Kansas City	75,151	Rivers	43	83	1.9	11	2
Oct 23	W	20-15	at San Diego	61,626	Millen	5	57	11.4	24	0
Oct 30	W	26-14	Cleveland	73,190	Campbell	2	6	3.0	6	0
Nov 6	L	21-27	at L.A. Rams	48,103	D. Russell	1	6	6.0	6	0
Nov 13	W	17-10	Seattle	71,290	Miller	1	3	3.0	3	0
Nov 20	W	32-28	Atlanta	70,594	BRONCOS	431	1470	3.4	24	19
Nov 27	W	15-13	Cincinnati	69,714	OPPONENTS	432	1752	4.1	36	12
Dec 4	W	20-17	at Kansas City (OT)	77,631	RECEIVING	No.	Yds.	Avg.	Long	TD
Dec 11	L	13-23	at L.A. Raiders	60,016	Sharpe	87	1010	11.6	44	4
Dec 17	L	19-42	at San Francisco	64,884	Milburn	77	549	7.1	33	3
Dec 24	L	28-30	New Orleans	64,445	Miller	60	1107	18.5	76	5

TEAM STATISTICS	Den	Opp	L. Russell	38	227	6.0	19	0
TOTAL FIRST DOWNS	346	303	Tillman	28	455	16.3	63	1
Rushing	101	103	D. Russell	25	342	13.7	43	1
Passing	202	182	Rivers	20	136	6.8	25	0
Penalty	43	18	Pritchard	19	271	14.3	50t	1
3RD DOWN: MADE/ATT	87/231	86/217	Evans	13	127	9.8	20t	2
3rd Down Pct.	37.7	39.6	Bernstine	9	70	7.8	16	0
4TH DOWN: MADE/ATT	7/17	3/10	Clark	9	47	5.2	10	0
4th Down Pct.	41.2	30.0	Kimbrough	2	20	10.0	12	0
POSSESSION AVG.	30:58	29:02	Campbell	1	22	22.0	22t	1
TOTAL NET YARDS	5487	5907	BRONCOS	388	4383	11.3	76	18
Avg. Per Game	342.9	369.2	OPPONENTS	322	4296	13.7	75t	28

SCORE BY PERIODS	1	2	3	4	OT	Total
BRONCOS	53	96	102	93	3	347
OPPONENTS	64	148	77	104	3	396

SCORING	TD	Ru	Pa	Rt	PAT	FG	S	PTS
Elam	0	0	0	0	29/29	30/37	0	119
L. Russell	9	9	0	0	0/0	0/0	0	54
Miller	5	0	5	0	0/0	0/0	0	32
Sharpe	4	0	4	0	0/0	0/0	0	28
Elway	4	4	0	0	0/0	0/0	0	24
Milburn	4	1	3	0	0/0	0/0	0	24
Clark	3	3	0	0	0/0	0/0	0	18
Evans	2	0	2	0	0/0	0/0	0	12
Rivers	2	2	0	0	0/0	0/0	0	12
Campbell	1	0	1	0	0/0	0/0	0	6
Pritchard	1	0	1	0	0/0	0/0	0	6
D. Russell	1	0	1	0	0/0	0/0	0	6
Tillman	1	0	1	0	0/0	0/0	0	6
BRONCOS	37	19	18	0	29/29	30/37	0	347
OPPONENTS	43	12	28	3	35/35	31/37	0	396

2-PT. CONVERSIONS: Sharpe 2, Miller, **BRONCOS 3-8, OPPONENTS 5-8**

SACKS: Fletcher 7.0, Dronett 6.0, Washington 2.5, Hasselbach 2.0, Mecklenburg 1.5, Alexander 1.0, Bradford 1.0, Robinson 1.0, D. Smith 1.0, **BRONCOS 23.0, OPPONENTS 55.0**

PASSING	Att.	Comp.	Yds.	Comp.%	Yd./Att.	TD	TD%	Int	Int%	LG	Sack/Lost	Rating
Elway	494	307	3490	62.1	7.06	16	3.2	10	2.0	63	46/303	85.7
Millen	131	81	893	61.8	6.82	2	1.5	3	2.3	76	9/63	77.6
Rivers	1	0	0	0.0	0.00	0	0.0	0	0.0	0	0/0	39.6
BRONCOS	626	388	4363	62.0	7.00	18	2.9	13	2.1	76	55/366	83.8
OPPONENTS	568	322	4296	56.7	7.56	28	4.9	12	2.1	75t	23/141	88.5

1994 DEFENSIVE STATS

(based on coaches' film review)

	TT	UT	A	S-YDS	I-YDS	PD	FF	FR
1 Alexander	172	105	67	1-10	1-2	7	0	1
2 Atwater	125	72	53	0-0	1-24	8	1	2
3 Mecklenburg	85	52	33	1.5-11	0-0	3	2	2
4 Washington	82	49	33	2.5-13	1-5	3	2	0
5 Fletcher	76	42	34	7-41	1-4	5	1	2
6 Crockett	70	48	22	0-0	2-6	20	0	2
7 B. Smith	68	54	14	0-0	1-0	14	0	0
8 Hasselbach	66	40	26	2-13	0-0	1	1	0
9 Dronett	63	39	24	6-35	0-0	5	0	1
10 R. Jones	55	37	18	0-0	2-9	5	0	1
11 Croel	52	29	23	0-0	0-0	1	1	0
12 Hilliard	51	46	5	0-0	2-8	14	2	0
13 D. Smith	42	25	17	1-9	0-0	5	0	1
14 D. Hall	34	18	16	0-0	0-0	1	0	0
15 Bradford	27	18	9	1-8	0-0	5	0	0
16 Fuller	22	17	5	0-0	0-0	3	0	0
Williams	22	11	11	0-0	1-3	2	0	0
18 Harvey	21	9	12	0-0	0-0	2	0	0
19 Burns	18	14	4	0-0	0-0	0	0	0
20 J. Robinson	14	8	6	1-1	0-0	1	0	0
21 Wyman	11	7	4	0-0	0-0	0	0	0
22 Aldridge	8	1	7	0-0	0-0	0	0	0
23 Oshodin	5	5	0	0-0	0-0	0	0	0
24 Sanders	3	1	2	0-0	0-0	0	0	0
25 By'not'e	1	1	0	0-0	0-0	0	0	0
Donahue	1	0	1	0-0	0-0	0	0	0
TOTAL	1,194	748	446	23-141	12-55	105	11	11

1994 GAMES STARTED

OFFENSE

QB Elway, John	14
QB Millen, Hugh	2
RB Bernstein, Rod	3
RB Clark, Derrick	4
RB Milburn, Glyn	6
RB Rivers, Reggie	1
RB Russell, Leonard	14
WR Campbell, Jeff	1
WR Miller, Anthony	14
WR Russell, Derek	12
WR Tillman, Cedric	3
TE Evans, Jerry	9
TE Sharpe, Shannon	13
C Widell, Dave	16
T Freeman, Russell	7
T Maggs, Don	1
T Scraftford, Kirk	8
T Zimmerman, Gary	16
G Habib, Brian	16
G Melander, Jon	15
G Nalen, Tom	1

DEFENSE

DE Dronett, Shane	15
DE Fletcher, Simon	16
DE Hasselbach, Harald	3
DE Williams, Dan	15
NT Washington, Ted	6
LB Aldridge, Allen	1
LB Alexander, Elijah	1
LB Burns, Keith	1
LB Croel, Mike	12
LB Fuller, Randy	1
LB Harvey, Richard	1
LB Mecklenburg, Karl	15
CB Bradford, Ronnie	1
CB Crockett, Ray	14
CB Hilliard, Randy	4
CB Smith, Ben	4
S Atwater, Steve	14
S Hall, Darryl	3
S Jones, Rondell	2
S Smith, Dennis	12

1994 COACHES

Wade Phillips (Head Coach), **Vernon Banks** (Strength & Conditioning), **Barney Chavous** (Defensive Line Asst./Strength & Conditioning Asst.), **Jim Fassel** (Asst. Head Coach/Offensive Coordinator), **Mo Forte** (Wide Receivers), **Leon Fuller** (Defensive Backs), **Bishop Harris** (Running Backs), **John Lepra** (Offensive Line), **Rex Norris** (Defensive Line), **Al Reynolds** (Asst. Defensive Backs/Quality Control), **Harold Richardson** (Special Asst. to the Head Coach/Offense), **Richard Smith** (Special Teams/Linebackers), **Les Steckel** (Tight Ends), **Charlie Waters** (Defensive Coordinator), **John Paul Young** (Linebackers).

1994 LEADERS / RANKINGS

INDIVIDUAL	PLAYER	NO.	AF RANK	NFL RANK	NFL LEADER	NO.
Points	Elam	119	2	3	Carney (SD)	135
Rushing Yards	Russell	620	15	27	Sanders (DET)	1,883
Passing Yards	Elway	3,490	3	8	Bledsoe (NE)	4,555
Passer Rating	Elway	85.7	2	4	Young (SF)	112.8
Receiving Yards	Miller	1,107	6	15	Rice (SF)	1,499
Receptions	Sharpe	87	4	8	Carter (MIN)	122
Interceptions	Jones/Hilliard/Crockett	2	331	691	Williams (ARI)	9
Sacks	Fletcher	7	161	311	Greene (PIT)	14
OFFENSE		NO.	AF RANK	NFL RANK	NFL LEADER	NO.
Points Per Game		21.7	4	10	San Francisco	31.6
Total Yards Per Game		342.9	4	6	Miami	379.9
Yards Per Play		4.9	51	141	San Francisco	5.8
Rushing Yards Per Game		91.9	13	23	Pittsburgh	136.3
Net Passing Yards Per Game		273.9	3	4	New England	286.4
DEFENSE		NO.	AF RANK	NFL RANK	NFL LEADER	NO.
Points Per Game		24.8	13	26	Cleveland	12.8
Total Yards Per Game		369.2	14	28	Dallas	269.6
Yards Per Play		5.8	14	28	Dallas	4.3
Rushing Yards Per Game		109.5	8	16	Minnesota	68.1
Net Passing Yards Per Game		259.7	14	28	Dallas	172.0

1994 KEY AWARDS

Pro Bowl (4): S Steve Atwater, QB John Elway, TE Shannon Sharpe, T Gary Zimmerman.

1994 NFL STANDINGS

AFC EAST

Team	W	L	T	Pct	PF	PA
y-Miami	10	6	0	.625	389	327
x-New England	10	6	0	.625	351	312
Indianapolis	8	8	0	.500	307	320
Buffalo	7	9	0	.438	340	356
New York Jets	6	10	0	.375	264	320

AFC CENTRAL

Team	W	L	T	Pct	PF	PA
*yz-Pittsburgh	12	4	0	.750	316	234
x-Cleveland	11	5	0	.688	340	204
Cincinnati	3	13	0	.188	276	406
Houston	2	14	0	.125	226	352

AFC WEST

Team	W	L	T	Pct	PF	PA
yz-San Diego	11	5	0	.688	381	306
x-Kansas City	9	7	0	.563	319	298
L.A. Raiders	9	7	0	.563	303	327
Denver	7	9	0	.438	347	396
Seattle	6	10	0	.375	287	323

NFC EAST

Team	W	L	T	Pct	PF	PA
yz-Dallas	12	4	0	.750	414	248
New York Giants	9	7	0	.563	279	305
Arizona	8	8	0	.500	235	267
Philadelphia	7	9	0	.438	308	308
Washington	3	13	0	.188	320	412

NFC CENTRAL

Team	W	L	T	Pct	PF	PA
y-Minnesota	10	6	0	.625	356	314
x-Green Bay	9	7	0	.563	382	287
x-Detroit	9	7	0	.563	357	342
x-Chicago	9	7	0	.563	271	307
Tampa Bay	6	10	0	.375	251	351

NFC WEST

Team	W	L	T	Pct	PF	PA
*yz-San Francisco	13	3	0	.813	505	296
New Orleans	7	9	0	.438	348	407
Atlanta	7	9	0	.438	317	385
L.A. Rams	4	12	0	.250	286	365

x - Playoffs; y - Division Title; z - First-round Bye; * - Home-field Advantage

WILD CARD PLAYOFF GAMES

12/31 - at Miami 27, Kansas City 17
 12/31 - at Green Bay 16, Detroit 12
 1/1 - at Cleveland 20, New England 13
 1/1 - Chicago 35, at Minnesota 18

DIVISIONAL PLAYOFF GAMES

1/7 - at Pittsburgh 29, Cleveland 9
 1/7 - at San Francisco 44, Chicago 15
 1/8 - at San Diego 22, Miami 21
 1/8 - at Dallas 35, Green Bay 9

CONFERENCE CHAMPIONSHIPS

1/15 - San Diego 17, at Pittsburgh 13
 1/15 - at San Francisco 38, Dallas 28

SUPER BOWL XXIX (MIAMI)

1/29 - San Francisco 49, San Diego 26

1993 FINAL STATISTICS (9-7)

Head Coach: Wade Phillips AFC West: 3rd Home Stadium: Mile High Stadium

Date	W-L	Score	Opponent	Attendance	RUSHING	No.	Yds.	Avg.	Long	TD
Sept 5	W	26-20	at New York Jets	68,130	Bernstine	223	816	3.7	24	4
Sept 12	W	34-17	San Diego	75,074	Delpino	131	445	3.4	18	8
Sept 20	L	7-15	at Kansas City	78,453	Milburn	52	231	4.4	26	0
Oct 3	W	35-13	Indianapolis	74,953	Elway	44	153	3.5	18	0
Oct 10	L	27-30	at Green Bay	58,943	Rivers	15	50	3.3	14	1
Oct 18	L	20-23	L.A. Raiders	75,712	Rouen	1	0	0.0	0	0
Oct 31	W	28-17	Seattle	73,644	Maddox	2	-2	-1.0	-1	0
Nov 7	W	29-14	at Cleveland	77,818	BRONCOS	468	1693	3.6	26	13
Nov 14	L	23-26	Minnesota	67,329	OPPONENTS	397	1418	3.6	28	6
Nov 21	W	37-13	Pittsburgh	74,840						
Nov 28	W	17-9	at Seattle	57,812	RECEIVING	No.	Yds.	Avg.	Long	TD
Dec 5	L	10-13	at San Diego	60,233	Sharpe	81	995	12.3	63	9
Dec 12	W	27-21	Kansas City	75,822	Russell	44	719	16.3	43	3
Dec 18	W	13-3	at Chicago	53,056	Bernstine	44	372	8.5	41	0
Dec 26	L	10-17	Tampa Bay	73,434	Milburn	38	300	7.9	50	3
Jan 2	L	30-33	at L.A. Raiders (OT)	66,904	V. Johnson	36	517	14.4	56	5
					Marshall	28	360	12.9	40	2
					Delpino	26	195	7.5	25	0
					R. Johnson	20	243	12.2	38	1
					Tillman	17	193	11.4	30	2
					Kimbrough	8	79	9.9	16	0
					Rivers	6	59	9.8	17	1
					K. Taylor	1	28	28.0	28	0
					Wyman	1	1	1.0	1t	1
					BRONCOS	350	4061	11.6	63	27
					OPPONENTS	314	3969	12.6	74t	21

TEAM STATISTICS		Den	Opp
TOTAL FIRST DOWNS		327	280
Rushing		105	86
Passing		187	181
Penalty		35	13
3RD DOWN: MADE/ATT		98/225	71/215
3rd Down Pct.		43.6	33.0
4TH DOWN: MADE/ATT		2/11	8/17
4th Down Pct.		18.2	47.1
POSSESSION AVG.		31:23	28:37
TOTAL NET YARDS		5461	5149
Avg. Per Game		341.3	321.8
Total Plays		1060	1005
Avg. Per Play		5.2	5.1
NET YARDS RUSHING		1693	1418
Avg. Per Game		105.8	88.6
Total Rushes		468	397
NET YARDS PASSING		3768	3731
Avg. Per Game		235.5	233.2
Sacked/Yards Lost		39/293	46/238
Gross Yards		4061	3969
Att./Completions		553/350	562/314
Completion Pct.		63.3	55.9
Had Intercepted		10	18
PUNTS/AVERAGE		68/44.4	81/43.7
NET PUNTING AVG.		68/37.1	81/36.0
PENALTIES/YARDS		112/822	128/1019
FUMBLES/BALL LOST		29/18	27/13
TOUCHDOWNS		42	27
Rushing		13	6
Passing		27	21
Returns		2	0

SCORE BY PERIODS	1	2	3	4	OT	Total
BRONCOS	66	147	91	69	0	373
OPPONENTS	53	82	62	84	3	284

SCORING	TD	Ru	Pa	Rt	PAT	FG	S	PTS
Elam	0	0	0	0	41/42	26/35	0	119
Sharpe	9	0	9	0	0/0	0/0	0	54
Delpino	8	8	0	0	0/0	0/0	0	48
V. Johnson	5	0	5	0	0/0	0/0	0	30
Bernstine	4	4	0	0	0/0	0/0	0	24
Russell	4	0	3	1	0/0	0/0	0	24
Milburn	3	0	3	0	0/0	0/0	0	18
Rivers	2	1	1	0	0/0	0/0	1	14
Marshall	2	0	2	0	0/0	0/0	0	12
Tillman	2	0	2	0	0/0	0/0	0	12
Croel	1	0	0	1	0/0	0/0	0	6
R. Johnson	1	0	1	0	0/0	0/0	0	6
Wyman	1	0	1	0	0/0	0/0	0	6
BRONCOS	42	13	27	2	41/42	26/35	1	373
OPPONENTS	27	6	21	0	27/27	31/36	1	284

SACKS: Fletcher 13.5, Mecklenburg 9.0, Dronett 7.0, Croel 5.0, J. Robinson 3.5, Kragen 3.0, Wyman 2.0, Atwater 1.0, Oshodin 1.0, Williams 1.0. **BRONCOS 46.0, OPPONENTS 39.0**

PASSING	Att.	Comp.	Yds.	Comp.%	Yd./Att.	TD	TD%	Int	Int%	LG	Sack/Lost	Rating
Elway	551	348	4030	63.2	7.31	25	4.5	10	1.8	63	39/293	92.8
Maddox	1	1	1	100.0	1.00	1	100.0	0	0.0	1t	0/0	118.8
Marshall	1	1	30	100.0	30.00	1	100.0	0	0.0	30t	0/0	158.3
BRONCOS	553	350	4061	63.3	7.34	27	4.9	10	1.8	63	39/293	94.2
OPPONENTS	562	314	3969	55.9	7.06	21	3.7	18	3.2	74t	46/238	77.2

INTERCEPTIONS	No.	Yds.	Avg.	Long	TD
Smith	3	57	19.0	36	0
Braxton	3	37	12.3	25	0
Atwater	2	81	40.5	68	0
Dronett	2	13	6.5	7	0
Lang	2	4	2.0	4	0
Croel	1	22	22.0	22t	1
F. Robinson	1	13	13.0	13	0
Wyman	1	9	9.0	9	0
Bradford	1	0	0.0	0	0
Dimry	1	0	0.0	0	0
Hall	1	0	0.0	0	0
BRONCOS	18	236	13.1	68	1
OPPONENTS	10	79	7.9	19	0

PUNTING	No.	Yds.	Avg.	Net	TB	In20	Long	B
Rouen	67	3017	45.0	37.1	8	17	62	1
TEAM	68	3017	44.4	37.1	8	17	62	1
OPPONENTS	81	3541	43.7	36.0	10	22	61	2

PUNT RETURNS	No.	FC	Yds.	Avg.	Long	TD
Milburn	40	11	425	10.6	54	0
Bradford	1	0	0	0.0	0	0
BRONCOS	41	11	425	10.4	54	0
OPPONENTS	33	8	337	10.2	37	0

KICKOFF RETURNS	No.	Yds.	Avg.	Long	TD
Russell	18	374	20.8	49	0
Milburn	12	188	15.7	26	0
Delpino	7	146	20.9	49	0
Meeks	1	9	9.0	9	0
Sharpe	1	0	0.0	0	0
BRONCOS	39	717	18.4	49	0
OPPONENTS	63	1119	17.8	68	0

FIELD GOALS	1-19	20-29	30-39	40-49	50+
Elam	0/0	11/12	7/7	4/10	4/6
OPPONENTS	1/1	8/8	10/10	8/12	4/5

ELAM: (28G,30G,30G,41G) (20G,54G) () (53N) (47G,37G) (40G,42N,37G) (47N) (22G,38G) (26B,53G) (48G,27G,28G) (25G,40N) (30G,42G) (36G,53G) (29G,24G,41N) (51N,24G) (52G,24G,27G,40N)

OPPONENTS: (22G,43G) (30G) (34G,41,52G,44G,20G) (28G,28G) (32G,32G,21G) (32G,49G,53G) (53G) (49N) (25G,19G,35G,43G) (37G,38G) () (56N,47N,27G,34G) (44N) (31G) (48G,41N) (43G,50G,39G,47G)



1993 DEFENSIVE STATS

(based on coaches' film review)

	TT	UT	A	S-YDS	I-YDS	PD	FF	FR
1 Atwater	141	80	61	1-1	2-81	12	2	0
2 Wyman	133	91	42	2-9	1-0	4	0	1
3 Braxton	111	79	32	0-0	3-37	19	2	2
4 Croel	110	79	31	5-30	1-22	6	1	2
5 Mecklenburg	99	82	17	9-60	0-0	4	1	2
Fletcher	99	62	37	13.5-75.5	0-0	3	3	1
7 D. Smith	96	54	42	0-0	3-57	15	1	0
8 Hall	70	34	36	0-0	1-0	5	0	0
9 Kragen	65	43	22	3-10	0-0	3	0	1
10 Lang	64	42	22	0-0	2-4	12	0	0
11 Dimry	51	30	21	0-0	1-0	11	0	0
12 Dronett	49	32	17	7-24	2-13	5	1	0
13 F. Robinson	40	26	14	0-0	1-13	8	0	0
14 D. Williams	37	18	19	1-6	0-0	2	0	1
15 Oshodin	36	21	15	1-5	0-0	2	1	0
16 Bradford	13	10	3	0-0	1-0	6	0	0
J. Robinson	13	7	6	3.5-17.5	0-0	1	1	0
18 Alexander	10	8	2	0-0	0-0	0	0	0
19 R. Jones	6	4	2	0-0	0-0	2	0	0
Drozdzov	6	3	3	0-0	0-0	0	0	0
21 Taylor	3	3	0	0-0	0-0	1	0	0
TOTAL	1,252	808	444	46-238	18-227	121	13	10

1993 GAMES STARTED

OFFENSE	DEFENSE
QB Elway, John	16 DE Dronett, Shane
RB Bernstein, Rod	14 DE Oshodin, Willie
RB Delpino, Robert	5 DE Williams, Dan
RB Milburn, Glyn	1 NT Drozdov, Darren
RB Rivers, Reggie	2 NT Kragen, Greg
WR Johnson, Vance	8 LB Croel, Mike
WR Marshall, Arthur	9 LB Fletcher, Simon
WR Russell, Derek	12 LB Mecklenburg, Karl
WR Tillman, Cedric	3 LB Wyman, Dave
TE Evans, Jerry	2 CB Bradford, Ronnie
TE Johnson, Reggie	12 CB Braxton, Tyrone
TE Sharpe, Shannon	12 CB Dimry, Charles
C Kartz, Keith	11 CB Robinson, Frank
T Freeman, Russell	14 S Atwater, Steve
T Maggs, Don	2 S Hall, Darryl
T Zimmerman, Gary	16 S Smith, Dennis
G Habib, Brian	16
G Melander, Jon	6
G/C Widell, Dave	15

1993 COACHES

Wade Phillips (Head Coach), **Vernon Banks** (Strength & Conditioning), **Barney Stencovitz** (Defensive Line Asst./Strength & Conditioning Asst.), **Jim Fassel** (Asst. Head Coach/Offensive Coordinator), **Mo Forte** (Wide Receivers), **Bishop Harris** (Running Backs), **John Levr (Offensive Line), **Al Reynolds** (Asst. Defensive Backs/Quality Control), **Harold Richardson** (Special Asst. to the Head Coach/Offense), **Richard Smith** (Special Teams/Linebackers), **Ernie Stautner** (Defensive Line), **Les Steckel** (Tight Ends), **Charlie Waters** (Defensive Coordinator/Defensive Backs), **John Paul Young** (Linebackers).**

1993 LEADERS / RANKINGS

INDIVIDUAL	PLAYER	NO.	AFC RANK	NFL RANK	NFL LEADER	NO.
Points	Elam	119	4	7	Jaeger (LAR)	132
Rushing Yards	Bernstine	816	6	14	Smith (DAL)	1,486
Passing Yards	Elway	4,030	1	1	Elway (DEN)	4,030
Passer Rating	Elway	92.8	1	3	Young (SF)	101.5
Receiving Yards	Sharpe	995	5	10	Rice (SF)	1,503
Receptions	Sharpe	81	3	8	Sharpe (GB)	112
Interceptions	Braxton/Smith	3	7t	7t	Odomes (BUF)	9
Sacks	Fletcher	13.5	3	3	Smith (KC)	15
OFFENSE	NO.	AFC RANK	NFL RANK	NFL LEADER	NO.	
Points Per Game	23.3	1	3	San Francisco	29.6	
Total Yards Per Game	341.3	3	5	San Francisco	402.2	
Yards Per Play	5.2	3	5t	San Francisco	6.3	
Rushing Yards Per Game	105.8	9	18	New York Giants	138.1	
Net Passing Yards Per Game	235.5	3	4	San Francisco	268.9	
DEFENSE	NO.	AFC RANK	NFL RANK	NFL LEADER	NO.	
Points Per Game	17.8	5	10	New York Giants	12.8	
Total Yards Per Game	321.8	10	19	Minnesota	275.4	
Yards Per Play	5.1	12t	20t	Green Bay	4.5	
Rushing Yards Per Game	88.6	4	4	Houston	79.6	
Net Passing Yards Per Game	233.2	13	27	New Orleans	162.9	

1993 KEY AWARDS

Pro Bowl (5): S Steve Atwater, QB John Elway, LB Karl Mecklenburg, TE Shannon Sharpe, S Dennis Smith. **AP All-Pro (3):** QB John Elway (second team), TE Shannon Sharpe (first team), T Gary Zimmerman (second team). **NFLPA AFC MVP:** QB John Elway.

1993 NFL STANDINGS

AFC EAST

Team	W	L	T	Pct	PF	PA
*yz-Buffalo	12	4	0	.750	329	242
Miami	9	7	0	.563	349	351
New York Jets	8	8	0	.500	270	247
New England	5	11	0	.313	238	286
Indianapolis	4	12	0	.250	189	378

AFC CENTRAL

Team	W	L	T	Pct	PF	PA
yz-Houston	12	4	0	.750	368	238
x-Pittsburgh	9	7	0	.563	308	281
Cleveland	7	9	0	.438	304	307
Cincinnati	3	13	0	.188	187	319

AFC WEST

Team	W	L	T	Pct	PF	PA
y-Kansas City	11	5	0	.688	328	291
x-L.A. Raiders	10	6	0	.625	306	326
x-Denver	9	7	0	.563	373	284
San Diego	8	8	0	.500	322	290
Seattle	6	10	0	.375	280	314

NFC EAST

Team	W	L	T	Pct	PF	PA
*yz-Dallas	12	4	0	.750	376	229
x-New York Giants	11	5	0	.688	288	205
Philadelphia	8	8	0	.500	293	315
Phoenix	7	9	0	.438	326	269
Washington	4	12	0	.250	230	345

NFC CENTRAL

Team	W	L	T	Pct	PF	PA
y-Detroit	10	6	0	.625	298	292
x-Minnesota	9	7	0	.563	277	290
x-Green Bay	9	7	0	.563	340	282
Chicago	7	9	0	.438	234	230
Tampa Bay	5	11	0	.313	237	376

NFC WEST

Team	W	L	T	Pct	PF	PA
yz-San Francisco	10	6	0	.625	473	295
New Orleans	8	8	0	.500	317	343
Atlanta	6	10	0	.375	316	385
L.A. Rams	5	11	0	.313	221	367

x - Playoffs; y - Division Title; z - First-round Bye; * - Home-field Advantage

WILD CARD PLAYOFF GAMES

1/8 - at Kansas City 27, Pittsburgh 24 (OT)

1/8 - Green Bay 28, at Detroit 24

1/9 - at Los Angeles Raiders 42, Denver 24

1/9 - at New York Giants 17, Minnesota 10

DIVISIONAL PLAYOFF GAMES

1/15 - at Buffalo 29, Los Angeles Raiders 23

1/15 - at San Francisco 44, New York Giants 3

1/16 - Kansas City 28, at Houston 20

1/16 - at Dallas 27, Green Bay 17

CONFERENCE CHAMPIONSHIPS

1/23 - at Buffalo 30, Kansas City 13

1/23 - at Dallas 38, San Francisco 21

SUPER BOWL XXVIII (ATLANTA)

1/30 - Dallas 30, Buffalo 13

1992 FINAL STATISTICS (8-8)

Head Coach: Dan Reeves **AFC West:** 3rd **Home Stadium:** Mile High Stadium

Date	W-L	Score	Opponent	Attendance	RUSHING	No.	Yds.	Avg.	Long	TD
Sep 6	W	17-13	L.A. Raiders	75,418	Green	161	648	4.0	67†	2
Sep 13	W	21-13	San Diego	74,367	Rivers	74	282	3.8	48	3
Sep 20	L	0-30	at Philadelphia	65,833	Lewis	73	268	3.7	22	4
Sep 27	W	12-0	at Cleveland	78,064	Elway	34	94	2.8	9	2
Oct 4	W	20-19	Kansas City	75,629	S. Smith	23	94	4.1	15	0
Oct 12	L	3-34	at Washington	56,371	Marshall	11	56	5.1	16	0
Oct 18	W	27-21	Houston	74,827	Moore	8	39	4.9	11	0
Oct 25	L	21-24	at San Diego	53,576	Maddox	9	20	2.2	11	0
Nov 8	W	27-16	New York Jets	74,678	R. Johnson	2	7	3.5	8	0
Nov 15	W	27-13	New York Giants	75,269	Jackson	3	-1	-0.3	1	0
Nov 22	L	0-24	at L.A. Raiders	50,011	Perryman	2	-1	-0.3	1	0
Nov 30	L	13-16	at Seattle (OT)	51,612	Sharpe	2	-6	-3.0	-3	0
Dec 6	L	27-31	Dallas	74,946	BRONCOS	403	1500	3.7	67	11
Dec 12	L	17-27	at Buffalo	71,740	OPPONENTS	489	1963	4.0	37	10
Dec 20	W	10-6	Seattle	72,570	RECEIVING	No.	Yds.	Avg.	Long	TD
Dec 27	L	20-42	at Kansas City	76,240	St. Clair	53	640	12.1	75	2

TEAM STATISTICS	Den	Opp
TOTAL FIRST DOWNS	234	283
Rushing	84	105
Passing	135	156
Penalty	15	22
3RD DOWN: MADE/ATT	67/208	81/222
3rd Down Pct.	32.2	36.5
4TH DOWN: MADE/ATT	5/11	5/13
4th Down Pct.	45.5	38.5
POSSESSION AVG.	28:14	31:46
TOTAL NET YARDS	4430	5083
Avg. Per Game	276.9	317.7
Total Plays	928	1001
Avg. Per Play	4.8	5.1
NET YARDS RUSHING	1500	1950
Avg. Per Game	93.8	122.7
Total Rushes	403	489
NET YARDS PASSING	2930	3120
Avg. Per Game	183.1	195.0
Sacked/Yards Lost	52/382	50/317
Gross Yards	3312	3437
Att./Completions	473/258	462/268
Completion Pct.	54.5	58.0
Had Intercepted	29	15
PUNTS/AVERAGE	85/43.3	78/43.3
NET PUNTING AVG.	85/37.7	78/36.2
PENALTIES/YARDS	98/768	96/715
FUMBLES/BALL LOST	29/14	33/16
TOUCHDOWNS		
Rushing	11	10
Passing	16	21
Returns	2	4

SCORE BY PERIODS	1	2	3	4	OT	Total
BRONCOS	61	40	63	98	0	262
OPPONENTS	51	121	74	80	3	329

SCORING	TD	Ru	Pa	Rt	PAT	FG	S	PTS
Treadwell	0	0	0	0	28/28	20/24	0	88
Jackson	8	0	8	0	0/0	0/0	0	48
Lewis	4	4	0	0	0/0	0/0	0	24
Rivers	4	3	1	0	0/0	0/0	0	24
Elway	2	2	0	0	0/0	0/0	0	12
Green	2	2	0	0	0/0	0/0	0	12
V. Johnson	2	0	2	0	0/0	0/0	0	12
Sharpe	2	0	2	0	0/0	0/0	0	12
Brooks	1	0	0	1	0/0	0/0	0	6
Henderson	1	0	0	1	0/0	0/0	0	6
R. Johnson	1	0	1	0	0/0	0/0	0	6
Marshall	1	0	1	0	0/0	0/0	0	6
Tillman	1	0	1	0	0/0	0/0	0	6
Daluso	0	0	0	0	0/0	0/1	0	0
BRONCOS	29	11	16	2	28/29	20/25	0	262
OPPONENTS	35	10	21	4	35/35	28/38	0	329

SACKS: Fletcher 16.0, Mecklenburg 7.5, Dronett 6.5, Kragen 5.5, Croel 5.0, Mills 2.0, Sochia 1.5, Walker 1.5, Atwater 1.0, Lang 1.0, Traylor 1.0, Holmes 0.5. **BRONCOS 50.0. OPPONENTS 52.0**

RECEIVING	No.	Yds.	Avg.	Long	TD
Sharpe	53	640	12.1	55	2
Jackson	48	745	15.5	51t	8
Rivers	45	449	10.0	37	1
Marshall	26	493	19.0	80t	1
V. Johnson	24	294	12.3	40	2
Tillman	12	211	17.6	81t	1
Russell	12	140	11.7	22	0
R. Johnson	10	139	13.9	48	1
Green	10	79	7.9	33	0
Kay	7	56	8.0	15	0
Lewis	4	30	7.5	16	0
Jones	3	17	5.7	16	0
Perryman	2	15	7.5	9	0
Young	1	11	11.0	11	0
Do. Widell	1	-7	-7.0	-7	0
BRONCOS	258	3312	12.8	81t	16
OPPONENTS	268	3437	12.8	72	21

INTERCEPTIONS	No.	Yds.	Avg.	Long	TD
Henderson	4	79	19.8	46	1
D. Smith	4	10	2.5	8	0
Braxton	2	54	27.0	40	0
Atwater	2	22	11.0	22	0
Lang	1	26	26.0	26	0
Brooks	1	17	17.0	17	0
Dimry	1	2	2.0	2	0
BRONCOS	15	210	14.0	46	1
OPPONENTS	29	567	19.6	69	3

PUNTING	No.	Yds.	Avg.	Net	TB	In20	Long	B
Horan	37	1681	45.4	40.2	1	7	62	1
Rodriguez	25	1066	42.6	35.4	3	4	55	0
Parker	12	491	40.9	31.9	1	1	61	0
Daluiso	10	467	46.7	40.7	1	2	67	0
BRONCOS	85	3705	43.6	37.7	6	14	67	1
OPPONENTS	78	3380	43.3	36.2	10	19	73	1

PUNT RETURNS	No.	FC	Yds.	Avg.	Long	TD
Marshall	33	16	349	10.6	47	0
Dimry	1	0	4	4.0	4	0
BRONCOS	34	16	353	10.4	47	0
OPPONENTS	39	16	382	9.8	42	0

KICKOFF RETURNS	No.	Yds.	Avg.	Long	TD
Montgomery	21	466	22.2	64	0
Marshall	8	132	16.5	21	0
Russell	7	154	22.0	33	0
Green	5	76	15.2	20	0
Johnson	4	89	22.3	26	0
R. Johnson	2	47	23.5	34	0
S. Smith	2	31	15.5	21	0
Oliver	1	20	20.0	20	0
Traylor	1	13	13.0	13	0
BRONCOS	51	1028	20.2	64	0
OPPONENTS	13	254	19.5	47	0

FIELD GOALS	1-19	20-29	30-39	40-49	50+
Treadwell	1/1	9/10	6/8	4/5	0/0
Daluiso	0/0	0/0	0/0	0/0	0/1
BRONCOS	1/1	9/10	6/8	4/5	0/1
OPPONENTS	1/1	7/7	14/17	3/8	3/5

TREADWELL: (39G) () (49N,33N) 23G,32G,20G) (41G, 22G,31B)
(38G) (45G,28G) () (37G,23G) (25G,46G) (23B) (28G,36G) () (26G)
(30G) (27G,19G)

DALUIO: (54B) () () () () () () () () () () () () () ()

OPPONENTS: (41G,34G) (37B,20G,27G) (50G,27G,35G) ()
 (44G,36G,49N,26G,33G) (43G,46N,36G) (43N) (52N,37G)
 (27G,19G,52N,40B,36G) (30G,38G) (51G,46N) (30G,33G,33N,32G)
 (53G,32N) (29G,25G) (34G,36G). ()

PASSING	Att.	Comp.	Yds.	Comp.%	Yd./Att.	TD	TD%	Int	Int%	LG	Sack/Lost	Rating
Elway	316	174	2242	55.1	7.09	10	3.2	17	5.4	80t	36/272	65.7
Madson	121	66	757	54.5	6.26	5	4.1	9	7.4	38	10/63	58.4
Moore	34	17	232	50.0	6.82	0	0.0	3	8.8	40	6/50	35.4
Lewis	1	0	0	0.0	0.0	0	0.0	0	0.0	0	0/0	39.6
Marshall	1	1	81	100.0	81.00	1	100.0	0	0.0	81t	0/0	158.3
BRONCOS	473	258	3312	54.5	7.00	16	3.4	29	6.1	81t	52/382	62.4
OPPONENTS	462	268	3437	58.0	7.44	21	4.5	15	3.2	72t	50/317	63.0



1992 DEFENSIVE STATS

(based on coaches' film review)

	TT	UT	A	S-YDS	I-YDS	PD	FF	FR
1 Brooks	167	106	61	0-0	1-17	2	3	2
2 Atwater	152	76	76	1-10	2-22	12	2	3
3 D. Smith	127	72	55	0-0	4-10	12	0	2
4 Mecklenburg	115	80	35	7.5-46	0-0	4	2	0
5 Croel	101	70	31	5-42	0-0	4	2	1
Kragen	101	65	36	5.5-41	0-0	3	2	0
7 Fletcher	100	64	36	16-97	0-0	9	5	0
8 Braxton	97	53	44	0-0	2-54	16	0	0
9 Dimry	56	43	13	0-0	1-2	13	0	0
Henderson	56	43	13	0-0	4-79	10	1	0
11 Lang	49	31	18	1-10	1-26	8	1	1
Dronett	49	27	22	6.5-32	0-0	5	1	2
Walker	49	20	29	1.5-15	0-0	1	0	2
14 Sochia	39	24	15	1.5-11	0-0	0	0	0
Traylor	39	21	18	1-14	0-0	1	1	0
16 Montgomery	29	13	16	0-0	0-0	2	0	1
17 Mills	22	14	8	2-19	0-0	3	0	2
18 Granby	3	2	1	0-0	0-0	0	0	0
19 Robinson	2	2	0	0-0	0-0	0	0	0
20 Geater	1	0	1	0-0	0-0	0	0	0
TOTAL	1,354	826	528	48.5-337	15-210	105	20	16

1992 GAMES STARTED

OFFENSE	DEFENSE
QB Elway, John	12 DE Dronett, Shane
QB Maddox, Tommy	4 DE Sochia, Brian
RB Green, Gaston	13 DE Walker, Kenny
RB Lewis, Greg	2 NT Kragen, Greg
RB Smith, Sammy	1 LB Brooks, Michael
FB Jones, Victor	1 LB Croel, Mike
FB Perryman, Robert	1 LB Fletcher, Simon
FB Rivers, Reggie	3 LB Mecklenburg, Karl
WR Jackson, Mark	13 LB Traylor, Keith
WR Johnson, Vance	7 CB Braxton, Tyrone
WR Marshall, Arthur	1 CB Dimry, Charles
WR Russell, Derek	6 CB Henderson, Wymon
WR Tillman, Cedric	1 CB Lang, Le-Lo
TE Johnson, Reggie	7 S Atwater, Steve
TE Kay, Clarence	13 S Granby, John
TE Sharpe, Shannon	11 S Montgomery, Alton
C Kartz, Keith	15 S Smith, Dennis
C Widell, Dave	1
T Freeman, Russell	16
T Lanier, Ken	16
G Davidson, Jeff	16
G Widell, Doug	16

1992 COACHES

Dan Reeves (Head Coach), **Marvin Bass** (Special Assistant), **Raymond Berry** (Quarterbacks), **Barney Chavous** (Defensive Assistant), **Joe DeCamillis** (Defensive Quality Control), **Mo Forte** (Running Backs), **George Henshaw** (Offensive Coordinator/Wide Receivers), **Pete Mangurian** (Offensive Line), **Al Miller** (Strength/Conditioning), **Mike Nolan** (Linebackers), **Wade Phillips** (Defensive Coordinator), **Harold Richardson** (Tight Ends/Special Teams), **Ernie Stautner** (Defensive Line), **Charlie Waters** (Defensive Backs).

1992 LEADERS / RANKINGS

INDIVIDUAL	PLAYER	NO.	AFC RANK	NFL RANK	NFL LEADER	NO.
Points	Treadwell	88	8	17	Stoyanovich (MIA)	124
Rushing Yards	Green	648	10	20	Smith (DAL)	1,713
Passing Yards	Elway	2,242	8	18	Marino (MIA)	4,116
Passer Rating	Elway	65.7	8	20	Young (SF)	107.0
Receiving Yards	Jackson	745	14	26	Sharpe (GB)	1,461
Receptions	Sharpe	53	14	34	Sharpe (GB)	108
Interceptions	Henderson/Smith	4	5	10	Jones (BUF)	8
Sacks	Fletcher	16	2	4	Simmons (PHI)	19
OFFENSE		NO.	AFC RANK	NFL RANK	NFL LEADER	NO.
Points Per Game		16.4	9	22	San Francisco	26.9
Total Yards Per Game		276.9	8	21	San Francisco	387.2
Yards Per Play		4.8	7	17	San Francisco	6.2
Rushing Yards Per Game		93.8	13	25	Buffalo	152.3
Net Passing Yards Per Game		183.2	6	19	San Francisco	253.4
DEFENSE		NO.	AFC RANK	NFL RANK	NFL LEADER	NO.
Points Per Game		20.6	12	19	New Orleans	12.6
Total Yards Per Game		317.7	13	22	Dallas	245.7
Yards Per Play		5.1	11	16	New Orleans	4.3
Rushing Yards Per Game		122.7	12	23	Dallas	77.8
Net Passing Yards Per Game		195.0	11	14	Kansas City	158.6

1992 KEY AWARDS

Pro Bowl (3): S Steve Atwater, LB Michael Brooks, TE Shannon Sharpe.
AP All-Pro (2): S Steve Atwater (first team), DT Greg Kragen (second team).

1992 NFL STANDINGS

AFC EAST

Team	W	L	T	Pct	PF	PA
yz-Miami	11	5	0	.688	340	281
x-Buffalo	11	5	0	.688	381	283
Indianapolis	9	7	0	.563	216	302
New York Jets	4	12	0	.250	220	315
New England	2	14	0	.125	205	363

AFC CENTRAL

Team	W	L	T	Pct	PF	PA
*yz-Pittsburgh	11	5	0	.688	299	225
x-Houston	10	6	0	.625	352	258
Cleveland	7	9	0	.438	272	275
Cincinnati	5	11	0	.313	274	364

AFC WEST

Team	W	L	T	Pct	PF	PA
y-San Diego	11	5	0	.688	335	241
x-Kansas City	10	6	0	.625	348	282
Denver	8	8	0	.500	262	329
L.A. Raiders	7	9	0	.438	249	281
Seattle	2	14	0	.125	140	312

NFC EAST

Team	W	L	T	Pct	PF	PA
yz-Dallas	13	3	0	.813	409	243
x-Philadelphia	11	5	0	.688	354	245
x-Washington	9	7	0	.563	300	255
New York Giants	6	10	0	.375	306	367
Phoenix	4	12	0	.250	243	332

NFC CENTRAL

Team	W	L	T	Pct	PF	PA
y-Minnesota	11	5	0	.688	374	249
Green Bay	9	7	0	.563	276	296
Tampa Bay	5	11	0	.313	267	365
Chicago	5	11	0	.313	295	361
Detroit	5	11	0	.313	273	332

NFC WEST

Team	W	L	T	Pct	PF	PA
*yz-San Francisco	14	2	0	.875	431	236
x-New Orleans	12	4	0	.750	330	202
Atlanta	6	10	0	.375	327	414
L.A. Rams	6	10	0	.375	313	383

x - Playoffs; y - Division Title; z - First-round Bye; * - Home-field Advantage

WILD CARD PLAYOFF GAMES

1/2 - at San Diego 17, Kansas City 0
 1/2 - Washington 24, at Minnesota 7
 1/3 - at Buffalo 41, Houston 38 (OT)
 1/3 - Philadelphia 36, at New Orleans 20

DIVISIONAL PLAYOFF GAMES

1/9 - Buffalo 24, at Pittsburgh 3
 1/9 - at San Francisco 20, Washington 13
 1/10 - at Miami 31, San Diego 0
 1/10 - at Dallas 34, Philadelphia 10

CONFERENCE CHAMPIONSHIPS

1/17 - Buffalo 29, at Miami 10
 1/17 - Dallas 30, at San Francisco 20

SUPER BOWL XXVII (PASADENA, CALIF.)

1/31 - Dallas 52, Buffalo 17

1991 FINAL STATISTICS (12-4)

Head Coach: Dan Reeves AFC West: 1st Home Stadium: Mile High Stadium

Date	W-L	Score	Opponent	Attendance	RUSHING	No.	Yds.	Avg.	Long	TD
Sept 1	W	45-14	Cincinnati	72,855	Green	261	1037	4.0	63t	4
Sept 8	L	13-16	at L.A. Raiders	48,569	Lewis	99	376	3.8	27	4
Sept 15	W	16-10	Seattle	74,152	Elway	55	255	4.6	17t	6
Sept 22	W	27-19	San Diego	73,258	Sewell	50	211	4.2	26	2
Sept 29	W	13-6	at Minnesota	55,031	Perryman	21	45	2.1	6	0
Oct 6	L	14-42	at Houston	59,145	Humphrey	11	33	3.0	7	0
Oct 20	W	19-16	Kansas City	75,866	Jackson	2	18	9.0	21	0
Oct 27	W	9-6	at New England	43,994	Sharpe	1	15	15.0	15	0
Nov 3	W	20-13	Pittsburgh	70,973	Kubiak	3	11	3.7	12	0
Nov 10	L	16-17	L.A. Raiders	75,896	Horan	2	9	4.5	9	0
Nov 17	W	24-20	at Kansas City	74,661	Rivers	2	5	2.5	3	0
Nov 24	L	10-13	at Seattle	60,430	BRONCOS	505	2015	4.0	63t	16
Dec 1	W	20-3	New England	67,116	OPPONENTS	411	1794	4.4	49	8
Dec 8	W	17-7	at Cleveland	73,539	RECEIVING	No.	Yds.	Avg.	Long	TD
Dec 15	W	24-19	Phoenix	74,098	Young	44	629	14.3	52t	2
Dec 22	W	17-14	at San Diego	51,449	Sewell	38	436	11.5	60	2

TEAM STATISTICS	Den	Opp	BRONCOS	OPPONENTS
TOTAL FIRST DOWNS	284	242	246	3101
Rushing	117	81	12	101
Passing	150	147	79	3513
Penalty	17	14	41	17
3RD DOWN: MADE/ATT	92/223	64/206	41	174
3rd Down Pct.	41.3	31.1	18	27
4TH DOWN: MADE/ATT	8/14	7/17	9	24
4th Down Pct.	57.1	41.2	37	50
POSSESSION AVG.	31:36	28:24	30	29
TOTAL NET YARDS	5012	4549	3046	44.5
Avg. Per Game	313.3	284.3	39.1	16.5
Total Plays	1012	939	74	379
Avg. Per Play	5.0	4.8	12	101
NET YARDS RUSHING	2015	1794	12	101
Avg. Per Game	125.9	112.1	12	101
Total Rushes	505	411	12	101
NET YARDS PASSING	2997	2755	79	3513
Avg. Per Game	187.3	172.2	79	3513
Sacked/Yards Lost	46/313	52/346	79	3513
Gross Yards	3310	3101	79	3513
Att./Completions	459/246	476/246	79	3513
Completion Pct.	53.6	51.7	79	3513
Had Intercepted	12	23	79	3513
PUNTS/AVERAGE	74/41.2	79/44.5	79	3513
NET PUNTING AVG.	36.4	39.1	79	3513
PENALTIES/YARDS	94/715	105/848	79	3513
FUMBLES/BALL LOST	31/13	26/10	79	3513
TOUCHDOWNS	32	22	79	3513
Rushing	16	8	79	3513
Passing	13	12	79	3513
Returns	3	2	79	3513

SCORE BY PERIODS	1	2	3	4	OT	Total
BRONCOS	42	111	71	80	0	304
OPPONENTS	43	77	49	66	0	235

SCORING	TD	Ru	Pa	Rt	PAT	FG	S	PTS
Treadwell	0	0	0	0	31/32	27/36	0	112
Elway	6	6	0	0	0/0	0/0	0	36
Green	4	4	0	0	0/0	0/0	0	24
Lewis	4	4	0	0	0/0	0/0	0	24
Sewell	4	2	2	0	0/0	0/0	0	24
V. Johnson	3	0	3	0	0/0	0/0	0	18
Nattiel	2	0	2	0	0/0	0/0	0	12
Young	2	0	2	0	0/0	0/0	0	12
Braxton	1	0	0	1	0/0	0/0	0	6
Dimry	1	0	0	1	0/0	0/0	0	6
Jackson	1	0	1	0	0/0	0/0	0	6
R. Johnson	1	0	1	0	0/0	0/0	0	6
Powers	1	0	0	1	0/0	0/0	0	6
Russell	1	0	1	0	0/0	0/0	0	6
Sharpe	1	0	1	0	0/0	0/0	0	6
BRONCOS	32	16	13	3	31/32	27/36	0	304
OPPONENTS	22	8	12	2	22/22	27/33	0	235

SCORING	TD	Ru	Pa	Rt	PAT	FG	S	PTS
Treadwell	0	0	0	0	31/32	27/36	0	112
Elway	6	6	0	0	0/0	0/0	0	36
Green	4	4	0	0	0/0	0/0	0	24
Lewis	4	4	0	0	0/0	0/0	0	24
Sewell	4	2	2	0	0/0	0/0	0	24
V. Johnson	3	0	3	0	0/0	0/0	0	18
Nattiel	2	0	2	0	0/0	0/0	0	12
Young	2	0	2	0	0/0	0/0	0	12
Braxton	1	0	0	1	0/0	0/0	0	6
Dimry	1	0	0	1	0/0	0/0	0	6
Jackson	1	0	1	0	0/0	0/0	0	6
R. Johnson	1	0	1	0	0/0	0/0	0	6
Powers	1	0	0	1	0/0	0/0	0	6
Russell	1	0	1	0	0/0	0/0	0	6
Sharpe	1	0	1	0	0/0	0/0	0	6
BRONCOS	32	16	13	3	31/32	27/36	0	304
OPPONENTS	22	8	12	2	22/22	27/33	0	235

FIELD GOALS	1-19	20-29	30-39	40-49	50+
Treadwell	5/5	10/10	9/12	3/9	0/0
OPPONENTS	2/2	11/13	7/10	7/7	0/1

PASSING	Att.	Comp.	Yds.	Comp.%	Yd./Att.	TD	TD%	Int	Int%	LG	Sack/Lost	Rating
Elway	451	242	3253	53.7	7.21	13	2.9	12	2.7	71	45/305	75.4
Kubiak	5	3	33	60.0	6.60	0	0.0	0	0.0	14	1/8	79.6
Sewell	3	1	24	33.3	8.00	0	0.0	0	0.0	24	0/0	63.2
BRONCOS	459	246	3310	53.6	7.21	13	2.8	12	2.6	71	46/313	75.3
OPPONENTS	476	246	3101	51.7	6.51	12	2.5	23	4.8	63	52/346	60.6

1991 DEFENSIVE STATS

(based on coaches' film review)

	TT	UT	A	S-YDS	I-YDS	PD	FF	FR
1 Brooks	153	96	57	0-0	2-7	6	0	0
2 Atwater	150	83	67	1-5	5-10.4	11	1	1
3 Mecklenburg	130	73	57	9-68	0-0	3	1	0
4 D. Smith	110	67	43	0-0	5-60	12	1	1
5 Kragen	92	61	31	3.5-16	0-0	2	0	0
Braxton	92	57	35	1-8	4-55	12	1	1
7 Fletcher	89	46	43	13.5-92	0-0	3	2	1
8 Croel	84	55	29	10-65	0-0	2	4	0
9 Henderson	82	53	29	0-0	2-53	8	0	0
10 Holmes	44	21	23	5-32	0-0	4	0	0
11 Powers	42	25	17	2-22	0-0	2	0	2
12 Dimry	38	21	17	0-0	3-35	17	0	1
13 Traylor	31	16	15	0-0	0-0	0	0	0
Walker	31	16	15	3-23	0-0	0	1	0
15 Robbins	29	24	5	0-0	1-35	11	0	0
16 Mills	23	16	7	3-26	0-0	1	1	0
17 Lucas	15	8	7	0-0	0-0	1	0	0
18 Sochia	12	10	2	1-6	0-0	0	0	1
19 Lang	10	4	6	0-0	1-30	4	0	0
20 Carreker	6	0	6	0-0	0-0	0	0	0
21 Montgomery	5	3	2	0-0	0-0	0	1	1
22 Haliburton	2	0	2	0-0	0-0	0	0	0
3 Kartz	0	0	0	0-0	0-0	0	0	1
Szymanski	0	0	0	0-0	0-0	1	0	0
TOTALS	1,270	755	515	52-363	23-379	100	13	10

1991 GAMES STARTED

OFFENSE	DEFENSE
QB Elway, John	16 DE Carreker, Alphonso
RB Green, Gaston	12 DE Holmes, Ron
RB Lewis, Greg	4 DE Powers, Warren
WR Perryman, Robert	7 DE Sochia, Brian
WR Jackson, Mark	10 DE Walker, Kenny
WR Russell, Derek	5 NT Kragen, Greg
WR Sewell, Steve	1 LB Brooks, Michael
WR Young, Michael	13 LB Croel, Mike
TE Johnson, Reggie	3 LB Fletcher, Simon
TE Kay, Clarence	16 LB Lucas, Tim
TE Sharpe, Shannon	9 LB Mecklenburg, Karl
C Kartz, Keith	16 LB Mills, Jeff
T Davidson, Jeff	14 LB Traylor, Keith
T Hamilton, Darrell	2 CB Braxton, Tyrone
T Lanier, Ken	16 CB Dimry, Charles
G Farrell, Sean	4 CB Henderson, Wymon
G Ker, Crawford	10 CB Robbins, Randy
G Widell, Dave	2 S Atwater, Steve
G Widell, Doug	16 S Smith, Dennis

1991 COACHES

Dan Reeves (Head Coach), **Marvin Bass** (Special Assistant), **Barney Chavous** (Defensive Assistant), **Mo Forte** (Running Backs), **Chan Gaffney** (Offensive Coordinator/Wide Receivers), **George Henshaw** (Offensive Line), **Earl Leggett** (Defensive Line), **Pete Mangurian** (Tight Ends/Asst. Offensive Line), **Al Miller** (Strength/Conditioning), **Mike Nolan** (Linebackers), **Wade Phillips** (Defensive Coordinator), **Harold Richardson** (Special Teams), **Mike Shanahan** (Quarterbacks), **Charlie Waters** (Defensive Backs).

1991 LEADERS / RANKINGS

INDIVIDUAL	PLAYER	NO.	AFC RANK	NFL RANK	NFL LEADER	NO.
Points	Treadwell	112	3	6	Lohmiller (WAS)	149
Rushing Yards	Green	1,037	2	6	Smith (DAL)	1,563
Passing Yards	Elway	3,253	6	8	Moon (HOU)	4,690
Passer Rating	Elway	75.4	9	19	Young (SF)	101.8
Receiving Yards	Young	629	24	47	Irvin (DAL)	1,523
Receptions	Young	44	29t	63t	Jeffries (HOU)	100
Interceptions	Atwater/D. Smith	5	4t	8t	Lott (LAR)	8
Sacks	Fletcher	13.5	2t	4t	Swilling (NO)	17.0
OFFENSE		NO.	AFC RANK	NFL RANK	NFL LEADER	NO.
Points Per Game		19.0	6	12	Washington	30.3
Total Yards Per Game		313.3	6	12	Buffalo	390.8
Yards Per Play		5.0	5t	12t	San Francisco	5.9
Rushing Yards Per Game		125.9	5	8	Buffalo	148.8
Net Passing Yards Per Game		187.3	10	17	Houston	300.3
DEFENSE		NO.	AFC RANK	NFL RANK	NFL LEADER	NO.
Points Per Game		14.7	1	3	New Orleans	13.2
Total Yards Per Game		284.3	1	5	Philadelphia	221.8
Yards Per Play		4.8	1t	4t	Philadelphia	3.9
Rushing Yards Per Game		112.1	9	19	Philadelphia	71.0
Net Passing Yards Per Game		172.2	1	3	Philadelphia	150.8

1991 KEY AWARDS

Pro Bowl (5): S Steve Atwater, QB John Elway, RB Gaston Green, LB Karl Mecklenburg, S Dennis Smith. **AP All-Pro (1):** S Steve Atwater (first team). **AP NFL Defensive Rookie of the Year:** LB Mike Croel. **K.C. 101 Club AFC Coach of the Year:** Dan Reeves.

1991 NFL STANDINGS

AFC EAST

Team	W	L	T	Pct	PF	PA
*yz-Buffalo	13	3	0	.813	458	318
x-New York Jets	8	8	0	.500	314	293
Miami	8	8	0	.500	343	349
New England	6	10	0	.375	211	305
Indianapolis	1	15	0	.063	143	381

AFC CENTRAL

Team	W	L	T	Pct	PF	PA
y-Houston	11	5	0	.688	386	251
Pittsburgh	7	9	0	.438	292	344
Cleveland	6	10	0	.375	293	298
Cincinnati	3	13	0	.188	263	435

AFC WEST

Team	W	L	T	Pct	PF	PA
yz-Denver	12	4	0	.750	304	235
x-Kansas City	10	6	0	.625	322	252
x-L.A. Raiders	9	7	0	.563	298	297
Seattle	7	9	0	.438	276	261
San Diego	4	12	0	.250	274	342

NFC EAST

Team	W	L	T	Pct	PF	PA
*yz-Washington	14	2	0	.875	485	224
x-Dallas	11	5	0	.688	342	310
Philadelphia	10	6	0	.625	285	244
New York Giants	8	8	0	.500	281	297
Phoenix	4	12	0	.250	196	344

NFC CENTRAL

Team	W	L	T	Pct	PF	PA
yz-Detroit	12	4	0	.750	339	295
x-Chicago	11	5	0	.688	299	269
Minnesota	8	8	0	.500	301	306
Green Bay	4	12	0	.250	273	313
Tampa Bay	3	13	0	.188	199	365

NFC WEST

Team	W	L	T	Pct	PF	PA
y-New Orleans	11	5	0	.688	341	211
x-Atlanta	10	6	0	.625	361	338
San Francisco	10	6	0	.625	393	239
L.A. Rams	3	13	0	.188	234	390

x - Playoffs; y - Division Title; z - First-round Bye; * - Home-field Advantage

WILD CARD PLAYOFF GAMES

12/28 - at Kansas City 10, L.A. Raiders 6
 12/28 - Atlanta 27, at New Orleans 20
 12/29 - at Houston 17, New York Jets 10
 12/29 - Dallas 17, at Chicago 13

DIVISIONAL PLAYOFF GAMES

1/4 - at Denver 26, Houston 24
 1/4 - at Washington 24, Atlanta 7
 1/5 - at Buffalo 37, Kansas City 14
 1/5 - at Detroit 38, Dallas 6

CONFERENCE CHAMPIONSHIPS

1/12 - at Buffalo 10, Denver 7
 1/12 - at Washington 41, Detroit 10

SUPER BOWL XXVI (MINNEAPOLIS)

1/26 - Washington 37, Buffalo 24



1990 FINAL STATISTICS (5-11)

Head Coach: Dan Reeves AFC West: 5th Home Stadium: Mile High Stadium

Date	W-L	Score	Opponent	Attendance	RUSHING	No.	Yds.	Avg.	Long	TD
Sept 9	L	9-14	at L.A. Raiders	54,206	Humphrey	288	1202	4.2	371	7
Sept 17	W	24-23	Kansas City	75,277	Elway	50	258	5.2	21	3
Sept 23	W	34-31	Seattle (OT)	75,290	Winder	42	120	2.9	19	2
Sept 30	L	28-29	at Buffalo	74,393	Bratton	27	82	3.0	10	3
Oct 8	L	29-30	Cleveland	74,814	Ezor	23	81	3.5	15	0
Oct 14	L	17-34	Pittsburgh	74,285	Kubiak	9	52	5.8	18	0
Oct 21	W	27-17	at Indianapolis	29,850	Sewell	17	46	2.7	8	3
Nov 4	L	22-27	at Minnesota	57,331	Jackson	5	28	5.6	16t	1
Nov 11	L	7-19	at San Diego	59,557	Porter	1	3	3.0	3	0
Nov 18	L	13-16	Chicago (OT)	75,013	BRONCOS	462	1872	4.1	371	19
Nov 22	L	27-40	at Detroit	73,896	OPPONENTS	456	1963	4.3	621	16
Dec 2	L	20-23	L.A. Raiders	74,162	RECEIVING	No.	Yds.	Avg.	Long	TD
Dec 9	L	20-31	at Kansas City	74,347	Jackson	57	926	16.2	66	4
Dec 16	W	20-10	San Diego	64,919	Johnson	54	747	13.8	49	3
Dec 23	L	12-17	at Seattle	55,845	Kay	39	282	9.7	22	0
Dec 30	W	22-13	Green Bay	46,943	Bratton	29	276	9.5	63	1

TEAM STATISTICS				Den	Opp
TOTAL FIRST DOWNS				323	306
Rushing				126	110
Passing				170	181
Penalty				27	15
3RD DOWN: MADE/ATT				86/207	84/195
3rd Down Pct.				41.5	43.1
4TH DOWN: MADE/ATT				7/14	7/12
4th Down Pct.				50.0	58.3
POSSESSION AVG.				30:50	29:10
TOTAL NET YARDS				5213	5345
Avg. Per Game				325.8	334.1
Total Plays				1035	969
Avg. Per Play				5.0	5.5
NET YARDS RUSHING				1872	1963
Avg. Per Game				117.0	122.7
Total Rushes				462	456
NET YARDS PASSING				3341	3382
Avg. Per Game				208.8	211.4
Sacked/Yards Lost				46/330	34/289
Gross Yards				3671	3671
Att./Completions				527/305	479/284
Completion Pct.				57.9	59.3
Had Intercepted				18	10
PUNTS/AVERAGE				60/43.5	62/41.4
NET PUNTING AVG.				38.5	35.6
PENALTIES/YARDS				108/775	105/824
FUMBLES/BALL LOST				30/14	36/15
TOUCHDOWNS				36	43
Rushing				19	16
Passing				15	22
Returns				2	5

SCORE BY PERIODS	1	2	3	4	OT	Total
BRONCOS	87	120	46	75	3	331
OPPONENTS	60	85	96	131	3	374

SCORING	TD	Ru	Pa	Rt	PAT	FG	S	PTS
Treadwell	0	0	0	0	34/36	25/34	0	109
Humphrey	7	7	0	0	0/0	0/0	0	42
Jackson	5	1	4	0	0/0	0/0	0	30
Bratton	4	3	1	0	0/0	0/0	0	24
Young	4	0	4	0	0/0	0/0	0	24
Elway	3	3	0	0	0/0	0/0	0	18
Johnson	3	0	3	0	0/0	0/0	0	18
Sewell	3	3	0	0	0/0	0/0	0	18
Nattiel	2	0	2	0	0/0	0/0	0	12
Winder	2	2	0	0	0/0	0/0	0	12
Mecklenburg	1	0	0	1	0/0	0/0	1	8
Henderson	1	0	0	1	0/0	0/0	0	6
Sharpe	1	0	1	0	0/0	0/0	0	6
Fletcher	0	0	0	0	0/0	0/0	1	2
TEAM	0	0	0	0	0/0	0/0	1	2
BRONCOS	36	19	15	2	34/36	25/34	0	331
OPPONENTS	43	16	22	5	38/43	26/33	0	374

SACKS: Fletcher 11.0, Mecklenburg 5.0, Powers 4.0, Holmes 3.0, Brooks 2.0, Galloway 2.0, Kragen 2.0, Atwater 1.0, Dennison 1.0, Lucas 1.0, Townsend 1.0. **BRONCOS 34.0, OPPONENTS 46.0**

PASSING	Att.	Comp.	Yds.	Comp.%	Yd./Att.	TD	TD%	Int	Int%	LG	Sack/Lost	Rating
Elway	502	294	3526	58.6	7.02	15	3.0	14	2.8	66	43/311	78.5
Kubiak	22	11	145	50.0	6.59	0	0.0	4	18.2	36	3/19	31.6
Humphrey	2	0	0	0.0	0.00	0	0.0	0	0.0	0	0/0	39.6
Sewell	1	0	0	0.0	0.00	0	0.0	0	0.0	0	0/0	39.6
BRONCOS	527	305	3671	57.9	6.97	15	2.8	18	3.4	66	46/330	74.6
OPPONENTS	479	284	3671	59.3	7.66	22	4.6	10	2.1	90	34/289	90.0

RECEIVING	No.	Yds.	Avg.	Long	TD
Jackson	57	926	16.2	66	4
Johnson	54	747	13.8	49	3
Kay	39	282	9.7	22	0
Bratton	29	276	9.5	63	1
Young	28	385	13.8	42	4
Sewell	26	268	10.3	36	0
Humphrey	24	152	6.3	26	0
Nattiel	18	297	16.5	52t	2
Winder	17	145	8.5	17	0
Mobley	8	41	5.1	9	0
Sharpe	7	99	14.1	33	1
Porter	4	44	11.0	16	0
Verhulst	3	13	4.3	6	0
Lanier	1	-4	-4.0	-4	0
BRONCOS	305	3671	12.0	66	15
OPPONENTS	284	3671	12.9	90	22

INTERCEPTIONS	No.	Yds.	Avg.	Long	TD
Henderson	2	71	35.5	49t	1
Montgomery	2	43	21.5	24	0
Atwater	2	32	16.0	27	0
Plummer	1	16	16.0	16	0
D. Smith	1	13	13.0	13	0
Braxton	1	10	10.0	10	0
Lang	1	5	5.0	5	0
BRONCOS	10	190	19.0	49t	1
OPPONENTS	18	169	9.4	39t	3

PUNTING	No.	Yds.	Avg.	Net	TB	In20	Long	B
Horan	58	2575	44.4	38.9	6	14	67	1
Elway	1	37	37.0	17.0	1	0	37	0
BRONCOS	60	2612	43.5	38.5	7	14	67	1
OPPONENTS	62	2565	41.4	35.6	5	15	59	1

PUNT RETURNS	No.	FC	Yds.	Avg.	Long	TD
Clark	21	1	159	7.6	32	0
Johnson	11	11	92	8.4	29	0
Nattiel	1	0	5	5.0	5	0
BRONCOS	33	12	256	7.8	32	0
OPPONENTS	22	9	159	7.2	22	0

KICKOFF RETURNS	No.	Yds.	Avg.	Long	TD
Clark	20	505	25.3	75	0
Montgomery	14	286	20.4	59	0
Ezor	13	214	16.5	50	0
Johnson	6	126	21.0	39	0
Winder	4	55	13.8	24	0
Bratton	3	37	12.3	18	0
Kay	2	10	5.0	7	0
Atwater	1	0	0.0	0	0
Jackson	1	18	18.0	18	0
Mobley	1	9	9.0	9	0
Nattiel	1	0	0.0	0	0
BRONCOS	66	1260	19.1	75	0
OPPONENTS	69	1319	19.1	71	0

FIELD GOALS	1-19	20-29	30-39	40-49	50+
Treadwell	0/0	13/14	4/6	8/13	0/1
OPPONENTS	1/1	5/5	14/16	6/10	0/1

TREADWELL: (43G,44G,24G) (38N,22G) (27G,49N,25G) (49N,24N) (20G,25G) (24G) (39G,32N,42G) (31G,46G,46G) () (27G,24G) (24G,32G) (45G,21G,41N) () (46N,49G,26G) (49G,50N,45N) (22G,31G)

OPPONENTS: () (39G,29G,31G,52N) (39G,38N,44N) (37N,37G,48N) (30G,) (32G,43N) (38G, 41G) (19G,23G,43G,32G) (37G,32G,41N,44G) (24G,32G,43G,45G) (46G) (33G) (30G) (21G) (37G,24G)



1990 DEFENSIVE STATS

(based on coaches' film review)

	TT	UT	A	S-YDS	I-YDS	PD	FF	FR
1 Brooks	175	102	73	2-17	0-0	2	2	0
2 Atwater	173	112	61	1-5	2-32	4	2	0
3 Mecklenburg	116	67	49	5-45	0-0	1	0	2
4 D. Smith	110	63	47	0-0	1-13	8	1	2
5 Fletcher	97	55	42	11-90	0-0	1	4	1
6 Henderson	88	57	31	0-0	2-71	5	0	1
7 Kragen	81	46	35	2-9	0-0	5	3	2
8 Powers	77	43	34	4-31	0-0	1	2	0
9 Munford	70	39	31	0-0	0-0	0	0	0
10 Robbins	68	43	25	0-0	0-0	5	0	2
11 Montgomery	53	37	16	0-0	2-43	6	0	0
12 Corrington	43	23	20	0-0	0-0	5	1	1
13 Holmes	40	27	13	3-23	0-0	6	1	0
14 Lucas	32	16	16	1-7	0-0	0	1	1
15 Szymanski	30	13	17	0-0	0-0	0	0	0
16 Curtis	24	14	10	0-0	0-0	0	0	0
17 E. Smith	23	15	8	0-0	0-0	3	1	1
18 Braxton	17	11	6	0-0	1-10	2	0	0
19 Galloway	15	11	4	2-12	0-0	1	0	0
Townsend	15	8	7	1-12	0-0	1	0	0
21 Clark	9	6	3	0-0	0-0	0	0	0
22 Lang	8	6	2	0-0	1-5	3	1	1
23 Dennison	7	7	0	1-10	0-0	0	0	0
Haliburton	7	3	4	0-0	0-0	0	0	0
25 Team	0	0	0	1-28	0-0	0	0	0
Plummer	0	0	0	0-0	1-16	1	0	0
TOTALS	1,378	824	554	34-289	10-190	60	19	14

1990 GAMES STARTED

OFFENSE

QB Elway, John	16	DE Holmes, Ron	10
RB Humphrey, Bobby	14	DE Powers, Warren	16
RB Winder, Sammy	2	DE Szymanski, Jim	6
FB Bratton, Melvin	3	NT Kragen, Greg	6
FB Porter, Kerry	3	LB Brooks, Michael	16
FB Sewell, Steve	1	LB Curtis, Scott	1
WR Jackson, Mark	15	LB Fletcher, Simon	16
WR Johnson, Vance	13	LB Lucas, Tim	5
WR Nattiel, Ricky	3	LB Mecklenburg, Karl	16
WR Sharpe, Shannon	2	LB Munford, Marc	2
WR Young, Michael	1	CB Braxton, Tyrone	15
TE Kay, Clarence	14	CB Henderson, Wymon	2
TE Mobley, Orson	8	CB Montgomery, Alton	4
TE Verhuist, Chris	1	CB Robbins, Randy	9
C Kartz, Keith	16	CB Smith, Elliot	3
T Hamilton, Darrell	8	S Atwater, Steve	15
T Lanier, Ken	16	S Corrington, Kip	1
T Perry, Gerald	8	S Smith, Dennis	15
G Juriga, Jim	11		
G Widell, Dave	5		
G Widell, Doug	16		

1990 COACHES

Dan Reeves (Head Coach), Marvin Bass (Special Assistant), Barney Chavous (Defensive Assistant), Mo Forte (Running Backs), Chan Gailey (Offensive Coordinator/Wide Receivers), George Henshaw (Offensive Line), Earl Leggett (Defensive Line), Pete Mangurian (Tight Ends/Asst. Offensive Line), Al Miller (Strength/Conditioning), Mike Nolan (Linebackers), Wade Phillips (Defensive Coordinator), Harold Richardson (Special Teams), Mike Shanahan (Quarterbacks), Charlie Waters (Defensive Backs).

1990 LEADERS / RANKINGS

INDIVIDUAL	PLAYER	NO.	AFC RANK	NFL RANK	NFL LEADER	NO.
Points	Treadwell	109	3	6	Lowery (KC)	139
Rushing Yards	Humphrey	1,202	3	5	Sanders (DET)	1,304
Passing Yards	Elway	3,526	3	5	Moore (HOU)	4,689
Passer Rating	Elway	78.5	7	14	Kelly (BUF)	101.2
Receiving Yards	Jackson	926	8	15	Rice (SF)	1,502
Receptions	Jackson	57	12	24	Rice (SF)	100
Interceptions	Henderson/Mont/Atwater	2	33	75	Carrier (CHI)	10
Sacks	Fletcher	11	10	14	Thomas (KC)	20
OFFENSE		NO.	AFC RANK	NFL RANK	NFL LEADER	NO.
Points Per Game		20.7	7	16	Buffalo	26.8
Total Yards Per Game		325.8	4	8	Houston	388.9
Yards Per Play		5.0	9	16	Houston	6.2
Rushing Yards Per Game		117.0	8	14	Philadelphia	158.8
Net Passing Yards Per Game		208.8	3	7	Houston	300.3
DEFENSE		NO.	AFC RANK	NFL RANK	NFL LEADER	NO.
Points Per Game		23.4	12	23	New York Giants	13.2
Total Yards Per Game		334.1	10	20	Pittsburgh	257.2
Yards Per Play		5.5	11	22	Pittsburgh	4.4
Rushing Yards Per Game		122.7	9	17	Philadelphia	73.1
Net Passing Yards Per Game		211.4	11	21	Pittsburgh	156.3

1990 KEY AWARDS

Pro Bowl (3): S Steve Atwater, RB Bobby Humphrey, S Dennis Smith.

1990 NFL STANDINGS

AFC EAST

Team	W	L	T	Pct	PF	PA
*yz-Buffalo	13	3	0	.813	428	263
x-Miami	12	4	0	.750	336	242
Indianapolis	7	9	0	.438	281	353
New York Jets	6	10	0	.375	295	345
New England	1	15	0	.063	181	446

AFC CENTRAL

Team	W	L	T	Pct	PF	PA
y-Cincinnati	9	7	0	.563	360	352
x-Houston	9	7	0	.563	405	307
Pittsburgh	9	7	0	.563	292	240
Cleveland	3	13	0	.188	228	462

AFC WEST

Team	W	L	T	Pct	PF	PA
yz-L.A. Raiders	12	4	0	.750	337	268
x-Kansas City	11	5	0	.688	369	257
Seattle	9	7	0	.563	306	286
San Diego	6	10	0	.375	315	281
Denver	5	11	0	.313	331	374

NFC EAST

Team	W	L	T	Pct	PF	PA
yz-New York Giants	13	3	0	.813	335	211
x-Philadelphia	10	6	0	.625	396	299
x-Washington	10	6	0	.625	381	301
Dallas	7	9	0	.438	244	308
Phoenix	5	11	0	.313	268	396

NFC CENTRAL

Team	W	L	T	Pct	PF	PA
y-Chicago	11	5	0	.688	348	280
Tampa Bay	6	10	0	.375	264	367
Detroit	6	10	0	.375	373	413
Green Bay	6	10	0	.375	271	347
Minnesota	6	10	0	.375	351	326

NFC WEST

Team	W	L	T	Pct	PF	PA
*yz-San Francisco	14	2	0	.875	353	239
x-New Orleans	8	8	0	.500	274	275
Atlanta	5	11	0	.313	348	365
L.A. Rams	5	11	0	.313	345	412

x - Playoffs; y - Division Title; z - First-round Bye; * - Home-field Advantage

WILD CARD PLAYOFF GAMES

1/5 - at Miami 17, Kansas City 16
 1/5 - Washington 20, at Philadelphia 6
 1/6 - at Cincinnati 41, Houston 14
 1/6 - at Chicago 16, New Orleans 6

DIVISIONAL PLAYOFF GAMES

1/12 - at Buffalo 44, Miami 34
 1/12 - at San Francisco 28, Washington 10
 1/13 - at L.A. Raiders 20, Cincinnati 10
 1/13 - at New York Giants 31, Chicago 3

CONFERENCE CHAMPIONSHIPS

1/20 - at Buffalo 51, L.A. Raiders 3
 1/20 - New York Giants 15, at San Francisco 13

SUPER BOWL XXV (TAMPA, FLA.)

1/27 - New York Giants 20, Buffalo 19



1989 FINAL STATISTICS (11-5)

Head Coach: Dan Reeves AFC West: 1st Home Stadium: Mile High Stadium

Date	W-L	Score	Opponent	Attendance	RUSHING	No.	Yds.	Avg.	Long	TD
Sept 10	W	34-20	Kansas City	74,284	Humphrey	294	1151	3.9	40	7
Sept 18	W	28-18	at Buffalo	78,176	Winder	110	351	3.2	16	2
Sept 24	W	31-21	L.A. Raiders	75,754	Elway	48	244	5.1	31	3
Oct 1	L	13-16	at Cleveland	78,637	Alexander	45	146	3.2	11	2
Oct 8	W	16-10	San Diego	75,222	Bratton	30	108	3.6	9	1
Oct 15	W	14-3	Indianapolis	74,680	Sewell	7	44	6.3	10	0
Oct 22	W	24-21	at Seattle (OT)	82,353	Kubiak	15	35	2.3	10	0
Oct 29	L	24-28	Philadelphia	75,065	Jackson	5	13	2.6	8	0
Nov 5	W	34-7	Pittsburgh	74,739	BRONCOS	554	2092	3.8	40	15
Nov 12	W	16-13	at Kansas City	76,245	OPPONENTS	426	1580	3.7	24	10
Nov 20	W	14-10	at Washington	52,975						
Nov 26	W	41-14	Seattle	75,117	RECEIVING	No.	Yds.	Avg.	Long	TD
Dec 3	L	13-16	at L.A. Raiders (OT)	87,560	Johnson	76	1095	14.4	69	7
Dec 10	L	7-14	New York Giants	63,283	Jackson	28	446	15.9	49	2
Dec 16	W	37-0	at Phoenix	56,071	Sewell	25	416	16.6	56	3
Dec 24	L	16-19	at San Diego	50,524	Young	22	402	18.3	47	2
					Humphrey	22	156	7.1	13	1
					Kay	21	197	9.4	20t	2
					Mobley	17	200	11.8	36	0
					Winder	14	91	6.5	19	0
					Nattiel	10	183	18.3	43	1
					Bratton	10	69	6.9	17t	3
					Alexander	8	84	10.5	28	0
					Kelly	3	13	4.3	6	0
					BRONCOS	256	3352	13.1	69	21
					OPPONENTS	268	3201	11.9	75t	13

TEAM STATISTICS	Den	Opp
TOTAL FIRST DOWNS	308	246
Rushing	125	90
Passing	163	142
Penalty	20	14
3RD DOWN: MADE/ATT	111/240	73/216
3rd Down Pct.	46.3	33.8
4TH DOWN: MADE/ATT	2/9	12/24
4th Down Pct.	22.2	50.0
POSSESSION AVG.	32:17	27:43
TOTAL NET YARDS	5093	4407
Avg. Per Game	318.3	275.4
Total Plays	1071	977
Avg. Per Play	4.8	4.5
NET YARDS RUSHING	2092	1580
Avg. Per Game	130.8	98.8
Total Rushes	554	426
NET YARDS PASSING	3001	2827
Avg. Per Game	187.6	176.7
Sacked/Yards Lost	43/351	47/374
Gross Yards	3352	3201
Att./Completions	474/268	504/268
Completion Pct.	54.0	53.2
Had Intercepted	20	21
PUNTS/AVERAGE	80/39.8	84/41.0
NET PUNTING AVG.	33.7	35.0
PENALTIES/YARDS	83/594	102/823
FUMBLES/BALL LOST	26/12	43/22
TOUCHDOWNS	40	25
Rushing	15	10
Passing	21	13
Returns	4	2

SCORE BY PERIODS	1	2	3	4	OT	Total
BRONCOS	84	114	57	4	3	362
OPPONENTS	44	53	50	106	3	226

SCORING	TD	Ru	Pa	Rt	PAT	FG	S	PTS
Treadwell	0	0	0	0	39/40	27/33	0	120
Humphrey	8	7	1	0	0/0	0/0	0	48
Johnson	7	0	7	0	0/0	0/0	0	42
Bratton	4	1	3	0	0/0	0/0	0	24
Elway	3	3	0	0	0/0	0/0	0	18
Sewell	3	0	3	0	0/0	0/0	0	18
Alexander	2	2	0	0	0/0	0/0	0	12
Jackson	2	0	2	0	0/0	0/0	0	12
Kay	2	0	2	0	0/0	0/0	0	12
Winder	2	2	0	0	0/0	0/0	0	12
Young	2	0	2	0	0/0	0/0	0	12
Braxton	1	0	0	1	0/0	0/0	0	6
Kragen	1	0	0	1	0/0	0/0	0	6
Mecklenburg	1	0	0	1	0/0	0/0	0	6
Nattiel	1	0	1	0	0/0	0/0	0	6
Robbins	1	0	0	1	0/0	0/0	0	6
Brooks	0	0	0	0	0/0	0/0	1	2
BRONCOS	40	15	21	4	39/40	27/33	1	362
OPPONENTS	25	10	13	2	25/25	17/27	0	226

SACKS: Fletcher 12, Holmes 9, Mecklenburg 7.5, Carreker 5.5, Powers 3, Kragen 2, Lucas 2, Townsend 2, Brooks 1, Dennison 1, McCullough 1, Munford 1, **BRONCOS 47.0, OPPONENTS 43.0**

PASSING	Att.	Comp.	Yds.	Comp.%	Yd./Att.	TD	TD%	Int	Int%	LG	Sack/Lost	Rating
Elway	416	223	3051	53.6	7.33	18	4.3	18	4.3	69	35/298	73.7
Kubiak	55	32	284	58.2	5.16	2	3.6	2	3.6	22	8/53	69.1
Humphrey	2	1	17	50.0	8.50	1	50.0	0	0.0	17t	0/0	118.8
Johnson	1	0	0	0.0	0.00	0	0.0	0	0.0	0	0/0	39.6
BRONCOS	474	256	3352	54.0	7.07	21	4.4	20	4.2	69	43/351	73.7
OPPONENTS	504	268	3201	53.2	6.35	13	2.6	21	4.2	75t	47/374	64.1

INTERCEPTIONS	No.	Yds.	Avg.	Long	TD
Braxton	6	103	17.2	34t	1
Henderson	3	58	19.3	25	0
Atwater	3	34	11.3	30	0
D. Smith	2	78	39.0	50	0
Robbins	2	18	9.0	18t	1
Munford	2	16	8.0	10	0
Corrington	1	8	8.0	8	0
Carrington	1	2	2.0	2	0
Dennison	1	1	1.0	1	0
BRONCOS	21	318	15.1	50	2
OPPONENTS	20	194	9.7	32t	1

PUNTING	No.	Yds.	Avg.	Net	TB	In20	Long	B
Horan	77	3111	40.4	34.3	5	24	63	0
Elway	1	34	34.0	14.0	1	0	34	0
Kubiak	2	43	21.5	21.5	0	1	29	0
BRONCOS	80	3188	39.8	33.7	6	25	63	0
OPPONENTS	84	3440	41.0	35.0	8	18	64	0

PUNT RETURNS	No.	FC	Yds.	Avg.	Long	TD
Bell	21	3	143	6.8	24	0
Johnson	12	6	118	9.8	34	0
Nattiel	9	0	77	8.6	38	0
Woods	2	0	6	3.0	11	0
Carrington	1	0	0	0.0	0	0
BRONCOS	45	9	344	7.6	38	0
OPPONENTS	28	18	370	13.2	52	0

KICKOFF RETURNS	No.	Yds.	Avg.	Long	TD
Bell	30	602	20.1	33	0
Carrington	6	152	25.3	68	0
Humphrey	4	86	21.5	29	0
Bratton	2	19	9.5	10	0
Woods	1	17	17.0	17	0
BRONCOS	43	876	20.4	68	0
OPPONENTS	72	1256	17.4	36	0

FIELD GOALS	1-19	20-29	30-39	40-49	50+
Treadwell	3/3	13/14	8/8	3/7	0/1
OPPONENTS	0/0	3/3	5/6	7/14	2/4

TREADWELL: (41G, 29G) (22G, 33G, 46G, 24G) (38G) (21G, 26G) (46G, 18G, 54N, 27G) () (46N, 46N, 27N, 27G) (18G) (26G, 26G) (18G, 27G, 26G) () (30G, 25G) (34G, 35G, 42N) () (38G, 33G, 35G) (43N, 24G)

OPPONENTS: (41G, 54N, 23G) (43N) () (47N, 36G, 48G, 24N, 48G) (39G) (49N, 55G) (40N) (41N) () (39G, 42G) (38N, 32G) () (37G, 46G, 26G) (47N) () (52N, 22G, 41G, 53G, 45G)

1989 DEFENSIVE STATS

(based on coaches' film review)

	TT	UT	A	S-YDS	I-YDS	PD	FF	FR
1 Mecklenburg	143	83	60	7.5-79	0-0	3	2	4
2 Atwater	129	86	43	0-0	3-34	10	0	1
3 Brooks	123	66	57	1-9	0-0	2	1	2
4 Braxton	111	77	34	0-0	6-103	14	2	2
5 Dennison	106	45	61	1-6	1-1	1	2	1
6 Fletcher	105	61	44	12-79	0-0	2	3	1
7 Munford	98	54	44	1-5	2-16	2	0	1
8 Smith	82	47	35	0-0	2-78	11	6	3
9 Henderson	76	47	29	0-0	3-58	13	0	0
10 Kragen	72	43	29	2-13	0-0	2	0	4
11 Carreker	65	36	29	5.5-34	0-0	1	3	0
12 Holmes	48	32	16	9-87	0-0	4	2	0
13 Townsend	40	26	14	2-13	0-0	0	2	2
14 Robbins	37	25	12	0-0	2-18	8	0	1
15 Corrinton	26	17	9	0-0	1-8	5	1	0
16 Curtis	23	12	11	0-0	0-0	0	0	0
17 Powers	19	7	12	3-30	0-0	0	1	0
18 Haynes	18	13	5	0-0	0-0	3	0	0
19 Carrington	16	11	5	0-0	1-2	1	0	0
20 Lucas	6	5	1	2-22	0-0	1	0	0
21 Klosterman	3	1	2	0-0	0-0	0	0	0
22 McCullough	2	2	0	1-0	0-0	0	0	0
Henke	2	0	2	0-0	0-0	0	0	0
TOTALS	1,350	796	554	47-377	21-318	83	25	22

1989 GAMES STARTED

OFFENSE		DEFENSE	
QB Elway, John	15	DE Carreker, Alphonso	16
QB Kubiak, Gary	1	DE Holmes, Ron	8
RB Humphrey, Bobby	12	DE Powers, Warren	1
RB Sewell, Steve	3	DE Townsend, Andre	10
RB Wilder, Sammy	2	NT Kragen, Greg	14
FB Alexander, Jeff	6	LB Brooks, Michael	16
FB Bratton, Melvin	3	LB Dennison, Rick	12
FB Kelly, Pat	1	LB Fletcher, Simon	16
WR Jackson, Mark	16	LB Mecklenburg, Karl	15
WR Johnson, Vance	16	LB Munford, Marc	5
TE Kay, Clarence	16	CB Braxton, Tyrone	16
TE Mobley, Orson	5	CB Henderson, Wymon	15
C Kartz, Keith	16	S Atwater, Steve	16
T Lanier, Ken	16	S Robbins, Randy	2
T Perry, Gerald	15	S Smith, Dennis	14
G Bishop, Keith	7		
G Juriga, Jim	16		
G Widell, Doug	10		

1989 COACHES

Dan Reeves (Head Coach), Marvin Bass (Special Assistant), Barney Chavous (Asst. Strength and Conditioning), Mo Forte (Running Backs), Chan Gailey (Offensive Coordinator/Wide Receivers), George Henshaw (Offensive Line), Earl Leggett (Defensive Line), Pete Mangurian (Tight Ends/Asst. Offensive Line), Al Miller (Strength/Conditioning), Mike Nolan (Linebackers), Wade Phillips (Defensive Coordinator), Harold Richardson (Special Teams), Charlie Waters (Defensive Backs).

1989 LEADERS / RANKINGS

INDIVIDUAL	PLAYER	NO.	AFC RANK	NFL RANK	NFL LEADER	NO.
Points	Treadwell	120	1	3t	Cofer (SF)	138
Rushing Yards	Humphrey	1,151	5	8	Okoye (KC)	1,480
Passing Yards	Elway	3,051	8	16	Majkowski (GB)	4,318
Passer Rating	Elway	73.7	9	17	Montana (SF)	112.4
Receiving Yards	Johnson	1,095	5	15	Rice (SF)	1,483
Receptions	Johnson	76	9	17	Sharpe (GB)	90
Interceptions	Braxton	6	5t	7t	Wright (CLE)	9
Sacks	Fletcher	12	4	11	Doleman (MIN)	21
OFFENSE		NO.	AFC RANK	NFL RANK	NFL LEADER	NO.
Points Per Game		22.6	4	7t	San Francisco	27.6
Total Yards Per Game		318.3	7	15	San Francisco	391.8
Yards Per Play		4.8	11t	19t	San Francisco	6.1
Rushing Yards Per Game		130.8	4	6	Cincinnati	155.2
Net Passing Yards Per Game		187.6	11	23	Washington	271.8
DEFENSE		NO.	AFC RANK	NFL RANK	NFL LEADER	NO.
Points Per Game		14.1	1	1	Denver	14.1
Total Yards Per Game		275.5	2	3	Minnesota	261.5
Yards Per Play		4.5	1t	2t	Minnesota	4.1
Rushing Yards Per Game		98.8	1	6	New Orleans	82.9
Net Passing Yards Per Game		176.7	2	3	Kansas City	176.3

1989 KEY AWARDS

Pro Bowl (5): QB John Elway, DT Greg Kragen, LB Karl Mecklenburg, S Dennis Smith, K David Treadwell. AP All-Pro (2): LB Karl Mecklenburg (first team), S Dennis Smith (second team). NFLPA Offensive Rookie of the Year: RB Bobby Humphrey. Football Digest NFL Defensive Rookie of the Year: S Steve Atwater.

1989 NFL STANDINGS

AFC EAST

Team	W	L	T	Pct	PF	PA
y-Buffalo	9	7	0	.563	409	317
Indianapolis	8	8	0	.500	298	301
Miami	8	8	0	.500	331	379
New England	5	11	0	.313	297	391
New York Jets	4	12	0	.250	253	411

AFC CENTRAL

Team	W	L	T	Pct	PF	PA
y-Cleveland	9	6	1	.594	334	254
x-Houston	9	7	0	.563	365	412
x-Pittsburgh	9	7	0	.563	265	326
Cincinnati	8	8	0	.500	404	285

AFC WEST

Team	W	L	T	Pct	PF	PA
*y-Denver	11	5	0	.688	362	226
Kansas City	8	7	1	.531	318	286
L.A. Raiders	8	8	0	.500	315	297
Seattle	7	9	0	.438	241	327
San Diego	6	10	0	.375	266	290

NFC EAST

Team	W	L	T	Pct	PF	PA
y-New York Giants	12	4	0	.750	348	252
x-Philadelphia	11	5	0	.688	342	274
Washington	10	6	0	.625	386	308
Phoenix	5	11	0	.313	258	377
Dallas	1	15	0	.063	204	393

NFC CENTRAL

Team	W	L	T	Pct	PF	PA
y-Minnesota	10	6	0	.625	351	275
Green Bay	10	6	0	.625	362	356
Detroit	7	9	0	.438	312	364
Chicago	6	10	0	.375	358	377
Tampa Bay	5	11	0	.313	320	419

NFC WEST

Team	W	L	T	Pct	PF	PA
*y-San Francisco	14	2	0	.875	442	253
x-L.A. Rams	11	5	0	.688	426	344
New Orleans	9	7	0	.563	386	301
Atlanta	3	13	0	.188	279	437

x - Wild Card Qualifier; y - Division Title; * - Home-field Advantage

WILD CARD PLAYOFF GAMES

12/31 - Pittsburgh 26, at Houston 23 (OT)
12/31 - L.A. Rams 21, at Philadelphia 7

DIVISIONAL PLAYOFF GAMES

1/6 - at Cleveland 34, Buffalo 30
1/6 - at San Francisco 41, Minnesota 13
1/7 - at Denver 24, Pittsburgh 23
1/7 - L.A. Rams 19, at New York Giants 13 (OT)

CONFERENCE CHAMPIONSHIPS

1/14 - at Denver 37, Cleveland 21
1/14 - at San Francisco 30, L.A. Rams 3

SUPER BOWL XXIV (NEW ORLEANS)

1/28 - San Francisco 55, Denver 10

1988 FINAL STATISTICS (8-8)

Head Coach: Dan Reeves AFC West: 2nd Home Stadium: Mile High Stadium

Date	W-L	Score	Opponent	Attendance	RUSHING	No.	Yds.	Avg.	Long	TD
Sept 4	14-21		Seattle	75,986	Dorsett	181	703	3.9	28	5
Sept 11	W	34-3	San Diego	75,359	Winder	149	543	3.6	35	4
Sept 18	L	13-20	at Kansas City	63,288	Elway	54	234	4.3	26	1
Sept 26	L	27-30	L.A. Raiders (OT)	75,964	Sewell	32	135	4.2	26	1
Oct 2	W	12-0	at San Diego	55,763	Kubiak	17	65	3.8	13	0
Oct 9	W	16-13	at San Francisco (OT)	61,711	Nattiel	5	51	10.2	29	0
Oct 16	W	30-14	Atlanta	75,287	Willhite	13	39	3.0	7	2
Oct 23	L	21-39	at Pittsburgh	49,811	Bell	9	36	4.0	6	0
Oct 31	L	23-55	at Indianapolis	60,544	Jackson	1	5	5.0	5	0
Nov 6	W	17-11	Kansas City	74,227	J. Johnson	1	3	3.0	3	0
Nov 13	W	30-7	Cleveland	75,806	V. Johnson	1	1	1.0	1	0
Nov 20	L	0-42	at New Orleans	68,075	Thomas	1	0	0.0	0	0
Nov 27	W	35-24	L.A. Rams	74,141	BRONCOS	464	1815	3.9	35	13
Dec 4	L	20-21	at L.A. Raiders	65,561	OPPONENTS	552	2538	4.6	64	21
Dec 11	L	14-42	at Seattle	62,838	RECEIVING	No.	Yds.	Avg.	Long	TD
Dec 17	W	21-10	New England	70,910	V. Johnson	68	896	13.2	86	5

TEAM STATISTICS	Den	Opp
TOTAL FIRST DOWNS	338	316
Rushing	106	140
Passing	196	161
Penalty	36	15
3RD DOWN: MADE/ATT	85/210	81/214
3rd Down Pct.	40.5	37.9
4TH DOWN: MADE/ATT	4/13	9/18
4th Down Pct.	30.8	50.0
TOTAL NET YARDS	5506	5471
Avg. Per Game	344.1	341.9
Total Plays	1077	1055
Avg. Per Play	5.1	5.2
NET YARDS RUSHING	1815	2538
Avg. Per Game	113.4	158.6
Total Rushes	464	552
Avg. Per Rush	3.9	4.6
NET YARDS PASSING	3691	2933
Avg. Per Game	230.7	183.3
Sacked/Yards Lost	32/250	36/235
Gross Yards	3941	3168
Att./Completions	581/324	467/262
Completion Pct.	55.8	56.1
Had Intercepted	22	16
Avg. Per Pass Play	6.0	5.8
PUNTS/AVERAGE	68/43.8	84/43.4
NET PUNTING AVG	37.9	36.3
TOTAL RETURN YARDAGE	1842	1673
Punt Returns/Average	53/8.5	33/11.0
Kickoff Returns/Average	58/20.7	52/19.9
Intercept. Ret./Average	16/12.5	22/15.6
PENALTIES/YARDS	84/717	116/956
FUMBLES/BALL LOST	34/12	23/13
TOUCHDOWNS		
Rushing	13	21
Passing	24	18
Returns	0	2
Extra Points Made/Attempts	36/37	41/41
Field Goals Made/Attempts	23/26	21/27
TOTAL POINTS	327	352

SCORE BY PERIODS	1	2	3	4	OT	Total
BRONCOS	43	127	64	90	3	327
OPPONENTS	85	112	96	56	3	352

SCORING	TD	Ru	Pa	Rt	PAT	FG	S	PTS
Karlis	0	0	0	0	36/37	23/36	0	105
Sewell	6	1	5	0	0/0	0/0	0	36
Jackson	6	0	6	0	0/0	0/0	0	36
Dorsett	5	5	0	0	0/0	0/0	0	30
Winder	5	4	1	0	0/0	0/0	0	30
V. Johnson	5	0	5	0	0/0	0/0	0	30
Kay	4	0	4	0	0/0	0/0	0	24
Willhite	2	2	0	0	0/0	0/0	0	12
Mobley	2	0	2	0	0/0	0/0	0	12
Elway	1	1	0	0	0/0	0/0	0	6
Nattiel	1	0	1	0	0/0	0/0	0	6
BRONCOS	37	13	24	0	36/37	23/36	0	327
OPPONENTS	41	21	18	2	41/41	21/27	1	352

INTERCEPTIONS	No.	Yds.	Avg.	Long	TD
Harden	4	36	9.0	34	0
Castille	3	51	17.0	33	0
Robbins	2	66	33.0	39	0
Braxton	2	6	3.0	6	0
Dennison	1	29	29.0	29	0
Wilson	1	7	7.0	7	0
Fletcher	1	4	4.0	4	0
Bowyer	1	1	1.0	1	0
Haynes	1	0	0.0	0	0
BRONCOS	16	200	12.5	39	0
OPPONENTS	22	344	15.6	86	1

PUNTING	No.	Yds.	Avg.	TB	In20	Long	B
Horan	65	2861	44.0	2	19	70	—
Elway	3	117	39.0	0	2	40	—
BRONCOS	68	2978	43.8	2	21	70	0
OPPONENTS	84	3643	43.4	7	20	68	1

PUNT RETURNS	No.	FC	Yds.	Avg.	Long	TD
Nattiel	22	0	218	9.9	24	0
Clark	13	0	115	8.8	16	0
Willhite	13	2	90	6.9	12	0
Harden	2	2	14	7.0	14	0
Massey	1	0	5	5.0	5	0
J. Johnson	1	0	5	5.0	5	0
Bell	1	0	4	4.0	4	0
V. Johnson	0	1	0	0.0	0	0
BRONCOS	53	5	451	8.5	24	0
OPPONENTS	33	4	364	11.0	66	1

KICKOFF RETURNS	No.	Yds.	Avg.	Long	TD
Bell	36	762	21.2	38	0
J. Johnson	14	292	20.9	34	0
Nattiel	6	124	20.7	25	0
Winder	1	11	11.0	11	0
Harden	1	9	9.0	9	0
BRONCOS	58	1198	20.7	38	0
OPPONENTS	52	1,035	19.9	40	0

FIELD GOAL BREAKDOWN	Distance	1-19	20-29	30-39	40-49	50+	Total
Karlis	1/1	9/10	6/13	5/8	2/4	23/36	
OPPONENTS	0/0	9/10	9/12	2/4	1/1	21/27	

KARLIS: () (51G,38G) (23G,42G) (39G,25G) (30G), 43G,37N,30G,32G,28G,21N) (27G,27G,34N, 22G) (35N,47G,41G,50G) (47N) (27G) (42G) (18G,22G,32G,42N,36N) (35N,50N) (46N) (29G, 36G) (52N,37N) ()

SACKS: Fletcher 9, Townsend 5.5, Jones 5, Ryan 3.5, Kragen 2.5, Robbins 2, Wilson 2, Mecklenburg 1, D. Smith 1, Gilbert 1, Haynes 1, Bowyer 1, Braxton 1, Dennison 0.5, **TOTAL 36.0**

PASSING	Att.	Comp.	Yds.	Comp. %	Yd./Att.	TD	TD %	Int	Int %	LG	Sack/Lost	Rtg.
Elway	496	274	3309	55.2	6.67	17	3.4	19	3.8	86	30/237	71.3
Kubiak	69	43	497	62.3	7.20	5	7.2	3	4.3	68t	2/13	90.1
Karcher	12	6	128	50.0	10.67	1	8.3	0	0.0	74t	0/0	115.8
Dorsett	2	1	7	50.0	3.50	1	50.0	0	0.0	7t	0/0	97.8
Sewell	1	0	0	0.0	0.00	0	0.0	0	0.0	0	0/0	39.5
Nattiel	1	0	0	0.0	0.00	0	0.0	0	0.0	0	0/0	39.5
BRONCOS	581	324	3941	55.8	6.78	24	4.1	22	3.8	86	32/250	74.6
OPPONENTS	467	262	3168	56.1	6.78	18	3.9	16	3.4	55	36/235	75.8

1988 DEFENSIVE STATS

(based on coaches' film review)

	TT	UT	A	S-YDS	I-YDS	PD	FF	FR
1 Kragen	140	101	39	2.5-21	0-0	4	0	1
2 Dennison	133	86	47	0.5-1	1-29	2	1	2
3 Harden	132	93	39	0-0	4-36	10	0	0
4 Ryan	130	87	43	3.5-13	0-0	1	1	2
5 Fletcher	115	79	36	9-43	1-4	6	1	1
6 Townsend	113	64	49	5-35	0-0	2	0	1
7 Smith	106	83	23	1-7	0-0	3	2	3
8 Mecklenburg	102	78	24	1.5-8	0-0	1	0	0
9 Haynes	84	71	13	1-6	1-0	8	1	0
10 Bowyer	82	50	32	1-4	1-1	2	3	0
11 Robbins	76	67	9	2-19	2-66	6	0	1
12 Jones	67	35	32	5-37	0-0	1	1	0
13 Castille	61	57	4	0-0	3-51	9	0	0
14 Brooks	49	39	10	0-0	0-0	1	0	1
15 Gilbert	42	30	12	1-11	0-0	2	0	0
16 Braxton	39	28	11	1-7	2-6	5	0	0
17 Wilson	37	29	8	2-12	1-7	4	0	2
18 Klostermann	27	17	10	0-0	0-0	1	0	0
19 Knight	15	11	4	0-0	0-0	0	0	0
20 Guidry	5	3	2	0-0	0-0	1	0	0
21 Plummer	3	3	0	0-0	0-0	0	0	0
22 Lucas	1	1	0	0-0	0-0	0	0	0
23 S. Bryan	0	0	0	0-0	0-0	0	0	1
TOTALS	1,559	1,112	447	36-224	16-200	69	10	15

1988 GAMES STARTED

OFFENSE

OFFENSE	DEFENSE
QB Elway, John	15 DE Bowyer, Walt
QB Kubiak, Gary	1 DE Gilbert, Freddie
RB Dorsett, Tony	12 DE Townsend, Andre
RB Sewell, Steve	3 NT Kragen, Greg
RB Willhite, Gerald	1 LB Brooks, Michael
RB Winder, Sammy	12 LB Dennison, Rick
WR Jackson, Mark	14 LB Fletcher, Simon
WR Johnson, Vance	13 LB Klostermann, Bruce
WR Nattiel, Ricky	11 LB Mecklenburg, Karl
TE Kay, Clarence	14 LB Ryan, Jim
TE Mobley, Orson	10 CB Castille, Jeremiah
C Bryan, Billy	16 CB Haynes, Mark
T Juriga, Jim	15 CB Wilson, Steve
T Lanier, Ken	16 S Harden, Mike
T Studdard, Dave	4 S Robbins, Randy
G Bishop, Keith	10 S Smith, Dennis
G Humphries, Stephen	1
G Kartz, Keith	12
G Perry, Gerald	6

1988 COACHES

Dan Reeves (Head Coach), Marvin Bass (Special Assistant), Rubin Carler (Asst. Defensive Line), Joe Collier (Asst. Head Coach/Defense), Mo Forte (Running Backs), Chan Gailey (Quarterbacks), George Henshaw (Offensive Line), Stan Jones (Defensive Line), Larry Kennan (Wide Receivers), Pete Mangurian (Tight Ends/Asst. Offensive Line), Al Miller (Strength/Conditioning), Myrel Moore (Linebackers), Mike Nolan (Spec. Team/Asst. LBs), Charlie Waters (Spec. Teams/Asst. Defensive Backs), Charlie West (Defensive Backs).

1988 LEADERS / RANKINGS

INDIVIDUAL	PLAYER	NO.	AFC RANK	NFL RANK	NFL LEADER	NO.
Points	Karlis	105	61	101	Norwood (BUF)	129
Rushing Yards	Dorsett	703	13	22	Dickerson (IND)	1,659
Passing Yards	Elway	3,309	4	8	Marino (MIA)	4,434
Passer Rating	Elway	71.4	9	18	Esiason (CIN)	97.4
Receiving Yards	V. Johnson	896	9	15k	Ellard (LAR)	1,414
Receptions	V. Johnson	68	6	15k	Toon (NYJ)	93
Interceptions	Harden	4	11t	23k	Case (ATL)	10
Sacks	Fletcher	19	61	171	White (PHI)	18
OFFENSE	NO.	AFC RANK	NFL RANK	NFL LEADER	NO.	
Points Per Game	20.4	8	15	Cincinnati	28.0	
Total Yards Per Game	344.1	3	8	Cincinnati	378.6	
Yards Per Play	5.1	5t	11t	Cincinnati	6.2	
Rushing Yards Per Game	113.4	11	19	Cincinnati	169.4	
Net Passing Yards Per Game	230.7	2	6	Miami	284.8	
DEFENSE	NO.	AFC RANK	NFL RANK	NFL LEADER	NO.	
Points Per Game	22.0	9	20	Chicago	13.4	
Total Yards Per Game	341.9	10	22	Chicago	272.5	
Yards Per Play	5.2	9t	18t	Minnesota	4.3	
Rushing Yards Per Game	158.6	13	27	Chicago	82.9	
Net Passing Yards Per Game	183.3	5	7	Kansas City	161.9	

1988 KEY AWARDS

Pro Bowl (1): P Mike Horan. AP All-Pro (1): P Mike Horan (first team).

1988 NFL STANDINGS

AFC EAST

Team	W	L	T	Pct	PF	PA
y-Buffalo	12	4	0	.750	329	237
Indianapolis	9	7	0	.563	354	315
New England	9	7	0	.563	250	284
New York Jets	8	7	1	.531	372	354
Miami	6	10	0	.375	319	380

AFC CENTRAL

Team	W	L	T	Pct	PF	PA
*y-Cincinnati	12	4	0	.750	448	329
x-Cleveland	10	6	0	.625	304	288
x-Houston	10	6	0	.625	424	365
Pittsburgh	5	11	0	.313	336	421

AFC WEST

Team	W	L	T	Pct	PF	PA
y-Seattle	9	7	0	.563	339	329
Denver	8	8	0	.500	327	352
L.A. Raiders	7	9	0	.438	325	369
San Diego	6	10	0	.375	231	332
Kansas City	4	11	1	.281	254	320

NFC EAST

Team	W	L	T	Pct	PF	PA
y-Philadelphia	10	6	0	.625	379	319
New York Giants	10	6	0	.625	359	304
Washington	7	9	0	.438	345	387
Phoenix	7	9	0	.438	344	398
Dallas	3	13	0	.188	265	381

NFC CENTRAL

Team	W	L	T	Pct	PF	PA
*y-Chicago	12	4	0	.750	312	215
x-Minnesota	11	5	0	.688	406	233
Tampa Bay	5	11	0	.313	261	350
Detroit	4	12	0	.250	220	313
Green Bay	4	12	0	.250	240	315

NFC WEST

Team	W	L	T	Pct	PF	PA
y-San Francisco	10	6	0	.625	369	294
x-L.A. Rams	10	6	0	.625	407	293
New Orleans	10	6	0	.625	312	283
Atlanta	5	11	0	.313	244	315

x - Wild Card Qualifier; y - Division Title; * - Home-field Advantage

WILD CARD PLAYOFF GAMES

12/26 - Houston 24, at Cleveland 23
12/26 - at Minnesota 28, L.A. Rams 17

DIVISIONAL PLAYOFF GAMES

12/31 - at Cincinnati 21, Seattle 13
12/31 - at Chicago 20, Philadelphia 12
1/1 - at Buffalo 17, Houston 10
1/1 - at San Francisco 34, Minnesota 9

CONFERENCE CHAMPIONSHIPS

1/8 - at Cincinnati 21, Buffalo 10
1/8 - San Francisco 28, at Chicago 3

SUPER BOWL XXIII (MIAMI)

1/22 - San Francisco 20, Cincinnati 16



1987 FINAL STATISTICS (10-4-1)

Head Coach: Dan Reeves AFC West: 1st Home Stadium: Mile High Stadium

Date	W-L	Score	Opponent	Attendance	RUSHING	No.	Yds.	Avg.	Long	TD
Sept 13	W	40-17	Seattle	75,999	Winder	196	741	3.8	19	6
Sept 20	T	17-17	at Green Bay (OT)	67,500	Elway	66	304	4.6	29	4
Sept 28	Canceled		at Cleveland		Lang	89	303	3.4	28	2
Oct 4	L	10-40	*Houston	38,494	Dudek	35	154	4.4	16	2
Oct 12	W	30-14	*L.A. Raiders	61,230	Willhite	26	141	5.4	29	0
Oct 18	W	26-17	*at Kansas City	20,286	Poole	28	126	4.5	15	1
Oct 26	L	27-34	at Minnesota	51,011	Sewell	19	83	4.4	17	2
Nov 1	W	34-0	Detroit	75,172	Caldwell	16	53	3.3	7	0
Nov 8	L	14-21	at Buffalo	63,698	Bell	13	43	3.3	11	0
Nov 16	W	31-29	Chicago	75,783	Nattiel	2	13	6.5	10	0
Nov 22	W	23-17	at L.A. Raiders	61,318	Micho	4	8	2.0	5	0
Nov 29	W	31-17	at San Diego	61,880	Boddie	3	7	2.3	4	1
Dec 6	W	31-20	New England	75,795	Karcher	9	3	0.3	8	0
Dec 13	L	21-28	at Seattle	61,759	Kubiak	1	3	3.0	3	0
Dec 19	W	20-17	Kansas City	75,053	May	2	-4	-2.0	-2	0
Dec 27	W	24-0	San Diego	37,500	V. Johnson	1	3	-8.0	-8	0

*Replacement Games

TEAM STATISTICS	Den	Opp	RECEIVING	No.	Yds.	Avg.	Long	TD
-----------------	-----	-----	-----------	-----	------	------	------	----

TOTAL FIRST DOWNS			331	277	RECEIVING	No.	Yds.	Avg.	Long	TD		
Rushing	132	103	132	277	V. Johnson	42	684	16.3	59t	7		
Passing	173	148	173	148	Nattiel	31	630	20.3	54	2		
Penalty	26	26	26	26	Kay	31	440	14.2	30	0		
3RD DOWN: MADE/ATT	106/224	64/183	106	224	M. Jackson	26	436	16.8	52	2		
3rd Down Pct.	47.3	35.0	47	35	Micho	25	242	9.7	26t	2		
4TH DOWN: MADE/ATT	6/13	5/12	6	13	Lang	17	130	7.6	29	2		
4th Down Pct.	46.2	41.7	46	42	Mobley	16	228	14.3	28	1		
TOTAL NET YARDS	5624	4813	5624	4813	Winder	14	74	5.3	13	1		
Avg. Per Game	374.9	320.9	375	321	Massie	13	244	18.8	39t	4		
Total Plays	1070	941	1070	941	Sewell	13	209	16.1	72t	1		
Avg. Per Play	5.3	5.1	5.3	5.1	Watson	11	167	15.2	49	1		
NET YARDS RUSHING	1970	2017	1970	2017	Boddie	9	85	9.4	26	0		
Avg. Per Game	131.3	134.5	131	135	Willhite	9	25	2.8	6	0		
Total Rushes	510	454	510	454	Dudek	7	41	5.9	19	0		
Avg. Per Rush	3.9	4.4	3.9	4.4	Swanson	6	87	14.5	35t	1		
NET YARDS PASSING	3654	2796	3654	2796	Andrews	4	53	13.3	20	0		
Avg. Per Game	243.6	186.4	244	187	Brown	4	40	10.0	18	0		
Sacked/Yards Lost	30/220	31/244	30	220	Caldwell	4	34	8.5	14	0		
Gross Yards	3874	3040	3874	3040	Poole	1	9	9.0	9	0		
Att./Completions	530/285	456/261	530	285	Bell	1	8	8.0	8	0		
Completion Pct.	53.8	57.2	54	286	Payne	1	8	8.0	8	0		
Had Intercepted	19	28	19	28	BRONCOS	285	3874	13.6	72t	24		
Avg. Per Pass Play	6.9	6.1	6.9	6.1	OPPONENTS	261	3040	11.6	51t	15		
PUNTS/AVERAGE	65/39.9	75/42.1	65	39.9	INTERCEPTIONS	No.	Yds.	Avg.	Long	TD		
NET PUNTING AVG	31.6	33.5	31.6	33.5	Harden	4	85	21.3	32	0		
TOTAL RETURN YARDAGE	1841	1954	1841	1954	Clark	3	105	35.0	50	0		
Punt Returns/Average	48/10.1	34/12.5	48	10.1	Haynes	3	39	13.0	25	1		
Kickoff Returns/Average	46/20.7	61/19.1	46	20.7	Lilly	3	29	9.7	24	0		
Intercept. Ret./Average	28/14.4	19/19.1	28	14.4	Mecklenburg	3	23	7.7	16	0		
PENALTIES/YARDS	95/812	96/785	95	812	Robbins	3	9	3.0	9	0		
FUMBLES/BALL LOST	29/17	35/19	29	17	Ryan	3	7	2.3	5	0		
TOUCHDOWNS	45	36	45	36	Hunley	2	64	32.0	52t	1		
Rushing	18	15	18	15	D. Smith	2	21	10.5	15	0		
Passing	24	15	24	15	Lucas	1	11	11.0	11	0		
Returns	3	4	3	4	Dennison	1	10	10.0	10	0		
Extra Points Made/Attempts	44/45	32/35	44	45	BRONCOS	28	403	14.4	52t	2		
Field Goals Made/Attempts	21/29	14/21	21	29	OPPONENTS	19	362	19.1	101t	2		
TOTAL POINTS	379	288	379	288	PUNTING	No.	Yds.	Avg.	TB	In20	Long	B
					Giacommaro	18	757	42.1	1	4	50	0
					Horan	44	1807	41.1	5	11	61	2
					Elway	1	31	31.0	0	1	31	

SCORE BY PERIODS	1	2	3	4	OT	Total
------------------	---	---	---	---	----	-------

BRONCOS	92	70	110	79	98	0	379	0	288
---------	----	----	-----	----	----	---	-----	---	-----

OPPONENTS	70	110	64	44	0	0	288	0	288
-----------	----	-----	----	----	---	---	-----	---	-----

PUNTS										75	3158	42.1	Yds.	8	15	62	TD		
PUNT RETURNS										No.	Yds.	Avg.	Long	TD					
Karris	0	0	0	0	37/37	18/25	0	91		18	1	232	12.9	71	1	0			
V. Johnson	7	0	7	0	0/0	0/0	0	42		12	1	173	14.4	31	0	0			
Winder	7	6	1	0	0/0	0/0	0	42		9	1	133	14.8	33	1	0			
Elway	4	4	0	0	0/0	0/0	0	24		18	1	132	14.8	37	0	0			
Lang	4	2	2	0	0/0	0/0	0	24		4	1	22	5.5	9	0	0			
Massie	4	0	4	0	0/0	0/0	0	24		2	0	11	5.5	7	0	0			
Sewell	3	2	1	0	0/0	0/0	0	18		2	0	6	3.0	4	0	0			
Clendennen	0	0	0	0	7/7	3/4	16		1	0	9	9.0	9	0	0	0			
Dudek	2	2	0	0	0/0	0/0	12		48	7	486	10.1	71	1	2	0			
M. Jackson	2	0	2	0	0/0	0/0	12		34	7	424	12.5	85	1	2	0			
Micho	2	0	2	0	0/0	0/0	12		KICKOFF RETURNS										
Nattiel	2	0	2	0	0/0	0/0	12		No.	Yds.	Avg.	Long	TD						
Boddie	1	0	1	0	0/0	0/0	6		15	323	21.5	42	0						
Clark	1	0	1	0	0/0	0/0	6		9	234	26.0	50	0						
Haynes	1	0	0	1	0/0	0/0	6		7	140	20.0	34	0						
Hunley	1	0	0	1	0/0	0/0	6		4	78	19.5	25	0						
Mobley	1	0	1	0	0/0	0/0	6		4	48	19.5	25	0						
Poole	1	0	1	0	0/0	0/0	6		3	57	19.0	28	0						
Swanson	1	0	1	0	0/0	0/0	6		3	33	16.5	25	0						
Watson	1	0	1	0	0/0	0/0	6		2	9	4.5	9	0						
Ryan	0	0	0	0	0/0	0/0	1		46	952	20.7	50	0						
BRONCOS	45	18	24	3	44/45	21/29	1	379	61	1168	19.1	50	0						
OPPONENTS	35	16	15	4	32/35	14/21	2	288	FIELD GOAL BREAKDOWN										

SACKS: Jones 7, Mecklenburg 7, Fletcher 4, Kragen 2, Lucas 2, Ryan 1.5, Tupper 1.5, Brooks 1, Hunley 1, Robbins 1, Townsend 1, Wilson 1, Bowyer 0.5, Woodard 0.5, TOTAL 31.0	Distance	1-19	20-29	30-39	40-49	50+	Total
	Karlis	0/0	9/9	4/6	4/7	1/3	18/25
	Clendenen	0/0	1/1	2/2	0/1	0/0	3/4
	BRONCOS	0/0	10/10	6/8	4/8	1/3	21/29

FIELD GOAL BREAKDOWN	1-19	20-29	30-39	40-49	50+	Total
----------------------	------	-------	-------	-------	-----	-------

Karris	0/0	9/9	4/6	4/7	1/3	18/25
--------	-----	-----	-----	-----	-----	-------

Clendennen	1/1	0/0	0/0	0/0	0/0	3/4
------------	-----	-----	-----	-----	-----	-----

BRONCOS	0/0	10/10	6/6	4/8	1/3	21/29
---------	-----	-------	-----	-----	-----	-------

OPPONENTS	0/0	4/5	7/8	3/8	0/0	14/21
-----------	-----	-----	-----	-----	-----	-------

PASSING	Att.	Comp.	Yds.	Comp. %	Yd./Att.	TD	TD %	Int	Int %	LG	Sack/Lost	Rtg.
Elway	410	224	3198	54.6	7.80	19	4.6	12	2.9	72t	20/138	83.4
Karcher	102	56	628	54.9	6.16	5	4.9	4	3.9	49	5/45	73.5
Kubiak	7	3	25	42.9	3.57	0	0.0	2	28.6	17	2/14	13.1
May	5	0	0	0.0	0.00	0	0.0	1	20.0	0	1/0	0.0
McGuire	3	2	23	66.7	7.67	0	0.0	0	0.0	13	0/0	89.6
V. Johnson	1	0	0	0.0	0.00	0	0.0	0	0.0	0	0/0	39.6
Lang	1	0	0	0.0	0.00	0	0.0	0	0.0	0	1/7	39.6
Willhite	1	0	0	0.0	0.00	0	0.0	0	0.0	0	0/0	39.6
Sewell	0	0	0	0.0	0.00	0	0.0	0	0.0	0	0/0	0.0
BRONCOS	530	285	3874	53.8	7.31	24	4.5	19	3.6	72t	30/220	77.5
OPPONENTS	456	261	3040	57.2	6.67	15	3.3	28	6.1	51t	31/224	62.9

1987 DEFENSIVE STATS

(based on coaches' film review)

	TT	UT	A	S-YDS	I-YDS	PD	FF	FR
1 Ryan	125	96	29	15-7	3-7	2	0	1
2 Humley	104	67	37	1-3	2-64	4	1	0
3 Mecklenburg	97	81	16	7-47	3-23	4	2	1
4 Lilly	95	64	31	0-0	3-29	3	1	2
5 R. Jones	88	45	43	7-59	0-0	2	0	0
6 Harden	87	63	24	0-0	4-85	8	1	0
7 Kragen	78	48	30	2-3	0-0	1	0	0
8 Fletcher	70	49	21	4-30	0-0	0	0	1
9 Bowyer	61	41	20	0-5-1	0-0	2	0	0
10 Townsend	57	42	15	1-9	0-0	0	0	0
11 Robbins	51	45	6	1-14	3-9	5	0	0
12 Winn	40	28	12	0-0	0-0	1	1	1
13 Castille	38	35	3	0-0	0-0	1	0	0
14 Wilson	36	32	4	1-8	0-0	1	0	0
15 D. Smith	35	25	10	0-0	2-21	2	0	2
16 Dennison	30	22	8	0-0	1-10	3	1	0
17 Clark	28	15	13	0-0	3-105	3	0	0
18 Joiner	26	15	11	0-0	0-0	1	0	0
19 Tupper	22	18	4	1-5-0	0-0	0	0	0
20 E. Johnson	21	14	7	0-0	0-0	1	0	0
21 S. Bryan	20	14	6	0-0	0-0	0	0	0
R. Jackson	20	14	6	0-0	0-0	0	0	0
23 Lucas	15	11	4	2-18	1-11	1	0	1
24 Gilbert	14	6	8	0-0	0-0	1	1	1
25 Fitzhugh	12	11	1	0-0	0-0	1	0	0
26 Dodge	11	9	2	0-0	0-0	0	0	0
27 Woodard	10	6	4	0-5-10	0-0	0	0	0
28 Brooks	8	5	3	1-16	0-0	0	0	1
29 Rudolph	6	5	1	0-0	0-0	0	0	0
L. Jones	6	4	2	0-0	0-0	0	0	0
31 Knox	5	4	1	0-0	0-0	0	0	0
McLean	3	3	0	0-0	0-0	0	0	0
33 Lobenstein	3	3	0	0-0	0-0	0	0	0
34 Russell	2	2	0	0-0	0-0	0	0	0
M. Smith	2	1	1	0-0	0-0	0	0	0
36 D. Jones	1	1	0	0-0	0-0	0	0	0
MacDonald	1	0	1	0-0	0-0	0	0	0
38 Haynes	0	0	0	0-3-39	3	0	0	0
Munford	0	0	0	0-0	0-0	1	2	0
Plummer	0	0	0	0-0	0-0	0	1	0
TOTALS	1,330	943	387	31-225	28-403	51	10	13

1987 GAMES STARTED

OFFENSE

QB Elway, John	12
QB Karcher, Ken	3
RB Caldwell, Scott	1
RB Dudak, Joe	8
RB Lang, Gene	8
RB Willite, Gerald	1
RB Winfield, Sammy	1
FB Bell, Ken	1
FB Micho, Bobby	1
WR Brown, Laron	1
WR Jackson, Mark	11
WR Johnson, Vance	9
WR Massie, Rick	9
WR Nattiel, Ricky	3
WR Swanson, Shane	2
WR Watson, Steve	1
TE Andrews, Mitch	3
TE Kay, Clarence	12
TE Mobley, Orson	1
C Bryan, Billy	4
C Lee, Larry	4
C Peavey, Jack	1
T Belcher, Kevin	3
T Kartz, Keith	3
T Lanier, Ken	12
T Studdard, Dave	14
G Ayers, John	5
G Bishop, Keith	12
G Hood, Winford	2
G Humphries, Stefan	7
G Jones, David	1
G/C Freeman, Mike	9

DEFENSE

DE Bowyer, Walt	4
DE Bryan, Steve	3
DE Gilbert, Freddie	3
DE Jones, Rulon	12
DE Woodard, Ray	1
NT Townsend, Andre	11
NT Tupper, Jeff	3
NT/LB Kragen, Greg	9
LB Dodge, Kirk	1
LB Fletcher, Simon	11
LB Humley, Ricky	12
LB Joiner, Tim	3
LB Lucas, Tim	3
LB Mecklenburg, Karl	12
LB Ryan, Jim	14
LB Winn, Bryant	3
CB Clark, Kevin	3
CB Harden, Mike	12
CB Haynes, Mark	12
CB Johnson, Earl	3
CB Rudolph, Martin	1
CB Wilson, Steve	5
S Fitzhugh, Steve	1
S Jackson, Roger	2
S Jones, Daryl	1
S Jones, Leonard	1
S Lilly, Tony	9
S Robbins, Randy	4
S Smith, Dennis	6

1987 COACHES

Dan Reeves (Head Coach), Marvin Bass (Special Assistant), Robin Carter (Asst. Defensive Line), Joe Collier (Asst. Head Coach/Defense), Chan Gailey (Wide Receivers/Tight Ends), Alex Gibbs (Offensive Line), Stan Jones (Defensive Line), Al Miller (Strength/Conditioning), Myrel Moore (Linebackers), Nick Nicolau (Running Backs), Mike Nolan (Special Teams), Mike Shanahan (Off. Coordinator/QBs), Charlie West (Def. Backs).

1987 LEADERS / RANKINGS

INDIVIDUAL	PLAYER	NO.	AFR	NFL	AFR	NFL	NFL LEADER	NO.
Points	Karlis	91	4	6	Andersen (NO)	121		
Rushing Yards	Winder	741	5	11	White (LAR)	1,374		
Passing Yards	Elway	3,198	3	4	Lomax (STL)	3,387		
Passer Rating	Elway	83.4	7	12	Montana (SF)	102.1		
Receiving Yards	V. Johnson	684	13	25	Smith (STL)	1,117		
Receptions	V. Johnson	42	23	38	Smith (STL)	91		
Interceptions	Harden	4	6	15	Wilburn (WAS)	9		
Sacks	R. Jones	7	10	25	White (PHI)	21		
OFFENSE			AFR	NFL	AFR	NFL	NFL LEADER	NO.
Points Per Game		25.3	2	4	San Francisco	30.6		
Total Yards Per Game		374.9	1	2	San Francisco	399.1		
Yards Per Play		5.3	2	4	San Francisco	5.7		
Rushing Yards Per Game		131.3	6	12	San Francisco	139.8		
Net Passing Yards Per Game		243.6	2	3	Miami	258.4		
DEFENSE			AFR	NFL	AFR	NFL	NFL LEADER	NO.
Points Per Game		19.3	3	7	Indianapolis	15.9		
Total Yards Per Game		320.9	5	9	San Francisco	273.0		
Yards Per Play		5.1	9	19	Chicago	4.3		
Rushing Yards Per Game		134.5	9	20	Chicago	94.2		
Net Passing Yards Per Game		186.4	4	5	San Francisco	165.6		

1987 KEY AWARDS

Pro Bowl (3): G Keith Bishop, QB John Elway, LB Karl Mecklenburg.
AP All-Pro (2): QB John Elway (second team), LB Karl Mecklenburg (second team). AP NFL MVP: QB John Elway.

1987 NFL STANDINGS

AFC EAST

Team	W	L	T	Pct	PF	PA
y-Indianapolis	9	6	0	.600	300	238
New England	8	7	0	.533	320	293
Miami	8	7	0	.533	362	335
Buffalo	7	8	0	.467	270	305
New York Jets	6	9	0	.400	334	360

AFC CENTRAL

Team	W	L	T	Pct	PF	PA
y-Cleveland	10	5	0	.667	390	239
x-Houston	9	6	0	.600	345	299
Pittsburgh	8	7	0	.533	285	299
Cincinnati	4	11	0	.267	285	370

AFC WEST

Team	W	L	T	Pct	PF	PA
*y-Denver	10	4	1	.700	379	288
x-Seattle	9	6	0	.600	371	314
San Diego	8	7	0	.533	253	317
L.A. Raiders	5	10	0	.333	301	289
Kansas City	4	11	0	.267	273	388

NFC EAST

Team	W	L	T	Pct	PF	PA
y-Washington	11	4	0	.733	379	285
Dallas	7	8	0	.467	340	348
St. Louis	7	8	0	.467	362	368
Philadelphia	7	8	0	.467	337	380
New York Giants	6	9	0	.400	280	312

NFC CENTRAL

Team	W	L	T	Pct	PF	PA
y-Chicago	11	4	0	.733	356	282
x-Minnesota	8	7	0	.533	336	335
Green Bay	5	9	1	.367	255	300
Tampa Bay	4	11	0	.267	286	360
Detroit	4	11	0	.267	269	384

NFC WEST

Team	W	L	T	Pct	PF	PA
*y-San Francisco	13	2	0	.867	459	253
x-New Orleans	12	3	0	.800	422	283
L.A. Rams	6	9	0	.400	317	361
Atlanta	3	12	0	.200	205	436

x - Playoffs; y - Division Title; * - Home-field Advantage

WILD CARD PLAYOFF GAMES

1/3 - at Houston 23, Seattle 20 (OT)
1/3 - Minnesota 44, at New Orleans 10

DIVISIONAL PLAYOFF GAMES

1/9 - at Cleveland 38, Indianapolis 21
1/9 - Minnesota 36, at San Francisco 24
1/10 - at Denver 34, Houston 10
1/10 - Washington 21, at Chicago 17

CONFERENCE CHAMPIONSHIPS

1/17 - at Denver 38, Cleveland 33
1/17 - at Washington 17, Minnesota 10

SUPER BOWL XXII (San Diego)

1/31 - Washington 42, Denver 10

1986 FINAL STATISTICS (II-5)

Head Coach: Dan Reeves AFC West: 1st Home Stadium: Mile High Stadium

Date	W-L	Score	Opponent	Attendance	RUSHING	No.	Yds.	Avg.	Long	TD
Sept 7	W	38-36	L.A. Raiders	75,695	Winder	240	789	3.3	31	9
Sept 15	W	21-10	at Pittsburgh	57,305	Willhite	85	365	4.3	42	5
Sept 21	W	33-7	at Philadelphia	63,839	Elway	52	257	4.9	24	1
Sept 28	W	27-20	New England	75,804	Sewell	23	123	5.3	15	1
Oct 5	W	29-14	Dallas	76,082	Lang	29	94	3.2	14	1
Oct 12	W	31-14	at San Diego	55,662	Kubiak	6	22	3.7	10	0
Oct 20	L	10-22	at New York Jets	73,759	Bell	9	17	1.9	12	0
Oct 26	W	20-13	Seattle	76,089	Johnson	5	15	3.0	6	0
Nov 2	W	21-10	at L.A. Raiders	90,153	M. Jackson	2	6	3.0	5	0
Nov 9	L	3-9	San Diego	75,012	Boddie	1	2	2.0	2	0
Nov 16	W	38-17	Kansas City	75,745	Horan	1	0	0.0	0	0
Nov 23	L	16-19	at New York Giants	75,116	Mobley	1	-1	-1.0	-1	0
Nov 30	W	34-28	Cincinnati	58,705	Norman	1	-11	-11.0	-11	0
Dec 7	L	10-37	at Kansas City	47,019	BRONCOS	455	1678	3.7	42	17
Dec 13	W	31-30	Washington	75,905	OPPONENTS	432	1651	3.8	60	13
Dec 20	L	16-41	at Seattle	63,697						

TEAM STATISTICS			Den	Opp	RECEIVING			No.	Yds.	Avg.	Long	TD	
TOTAL FIRST DOWNS			319	291	Willhite			64	529	8.3	34	3	
Rushing			94	93	Watson			45	699	15.5	46	3	
Passing			184	177	M. Jackson			38	738	19.4	53	3	
Penalty			41	21	Johnson			31	363	11.7	34	2	
3RD DOWN: MADE/ATT			92/222	75/222	Winder			26	171	6.6	20	5	
3rd Down Pct.			41.4	33.8	Sewell			23	294	12.8	40	1	
4TH Down: Made/Att			2/5	7/15	Mobley			22	332	15.1	32	1	
4th Down Pct.			40.0	46.7	Sampson			21	259	12.3	43	0	
TOTAL NET YARDS			5216	4947	Kay			15	195	13.0	34	1	
Avg. Per Game			326.0	309.2	Lang			13	105	8.1	26	2	
Total Plays			1042	1026	Hackett			3	48	16.0	19	0	
Avg. Per Play			5.0	4.8	Bell			2	10	5.0	7	0	
NET YARDS RUSHING			1678	1651	Wilson			1	43	43.0	43	1	
Avg. Per Game			104.9	103.2	Elway			1	23	23.0	23	1	
Total Rushes			455	432	Studdard			1	2	2.0	2	1	
Avg. Per Rush			3.7	3.8	BRONCOS			306	3811	12.5	53	22	
NET YARDS PASSING			3538	3296	OPPONENTS			301	3755	12.5	57	21	
Avg. Per Game			221.1	206.0	INTERCEPTIONS			No.	Yds.	Avg.	Long	TD	
Sacked/Yards Lost			38/273	49/459	Harden			6	179	29.8	52	2	
Gross Yards			3811	3755	Wright			3	56	18.7	56	0	
Att./Completions			549/306	545/301	Lilly			3	22	7.3	15	0	
Completion Pct.			55.7	55.2	Foley			2	39	19.5	24	0	
Had Intercepted			16	18	Hunley			1	22	22.0	22	0	
Avg. Per Pass Play			6.0	5.5	Dennison			1	5	5.0	5	0	
PUNTS/AVERAGE			86/39.3	86/42.9	Smith			1	0	0.0	0	0	
NET PUNTING AVG			33.0	34.2	Wilson			1	-5	-5.0	-5	0	
TOTAL RETURN YARDAGE			1964	2024	BRONCOS			18	318	17.7	56	2	
Punt Returns/Average			48/11.5	40/9.1	OPPONENTS			16	363	22.7	78	2	
Kickoff Returns/Average			53/20.6	65/20.0	PUNTING			No.	Yds.	Avg.	TB	In20	B
Intercept. Ret./Average			18/17.7	16/22.7	Well			34	1344	39.5	3	5	55
PENALTIES/YARDS			104/910	127/1034	Norman			30	1168	38.9	4	2	57
FUMBLES/BALL LOST			24/13	32/17	Horan			21	864	41.1	2	6	50
TOUCHDOWNS			45	36	BRONCOS			86	3376	39.3	9	15	57
Rushing			21	13	OPPONENTS			86	3689	42.9	10	17	59
Passing			21	2	PUNT RETURNS			No.	FC	Yds.	Avg.	Long	TD
Returns			6	2	Willhite			42	8	468	11.1	70	1
Extra Points Made/Attempts			44/45	35/36	Johnson			3	0	36	12.0	19	0
Field Goals Made/Attempts			20/28	24/32	M. Jackson			2	0	7	3.5	6	0
TOTAL POINTS			378	327	Harden			1	0	41	41.0	41	1

SCORE BY PERIODS				1	2	3	4	OT	Total
BRONCOS				69	131	89	89	0	378
OPPONENTS				58	92	61	116	0	327

SCORING	TD	Ru	Pa	Rt	PAT	FG	\$	PTS
Karlis	0	0	0	0	44/45	55/6	0	104
Winder	14	9	5	0	0/0	0/0	0	84
Willhite	9	5	3	1	0/0	0/0	0	54
Lang	3	1	2	0	0/0	0/0	0	18
Harden	3	0	0	3	0/0	0/0	0	18
Watson	3	0	3	0	0/0	0/0	0	18
Elway	2	1	1	0	0/0	0/0	0	12
Sewell	2	1	1	0	0/0	0/0	0	12
Johnson	2	0	2	0	0/0	0/0	0	12
Townsend	1	0	1	0	0/0	0/0	0	6
Studdard	1	0	1	0	0/0	0/0	0	6
M. Jackson	1	0	1	0	0/0	0/0	0	6
Wilson	1	0	1	0	0/0	0/0	0	6
Woodard	1	0	0	1	0/0	0/0	0	6
Kay	1	0	1	0	0/0	0/0	0	6
Mobley	1	0	1	0	0/0	0/0	0	6
Jones	0	0	0	0	0/0	0/0	1	2
TEAM	0	0	0	0	0/0	0/0	1	2
BRONCOS	45	17	22	6	44/45	20/28	2	378
OPPONENTS	36	13	21	2	35/36	24/32	0	327

PASSING	Att.	Comp.	Yds.	Comp. %	Yd./Att.	TD	TD %	Int	Int %	LG	Sack/Lost	Rtg.
Elway	504	280	3485	55.6	6.91	19	3.8	13	2.6	53	32/233	79.0
Kubiak	38	23	249	60.5	6.55	1	2.6	3	7.9	26	3/23	55.7
Willhite	4	1	11	25.0	2.75	0	0.0	0	0.0	11	0/0	39.6
Norman	1	1	43	100.0	43.00	1	100.0	0	0.0	43	0/0	158.3
Sewell	1	1	23	100.0	23.00	1	100.0	0	0.0	23	3/17	158.3
Johnson	1	0	0	0.0	0.00	0	0.0	0	0.0	0	0/0	39.5
BRONCOS	549	306	3811	55.7	6.94	22	4.0	16	2.9	53	38/273	78.7
OPPONENTS	545	301	3755	55.2	6.89	21	3.9	18	3.3	57	49/459	75.9

KICKOFF RETURNS	No.	Yds.	Avg.	Long	TD
Bell	23	531	23.1	42	0
Lang	21	480	22.9	42	0
Willhite	3	35	11.7	23	0
Johnson	2	21	10.5	21	0
Hunley	2	11	5.5	6	0
M. Jackson	1	16	16.0	16	0
Ryan	1	0	0.0	0	0
BRONCOS	53	1094	20.6	42	0
OPPONENTS	65	1299	20.0	51	0

FIELD GOAL BREAKDOWN	Distance	1-19	20-29	30-39	40
----------------------	----------	------	-------	-------	----

1986 DEFENSIVE STATS

(based on coaches' film review)

	TT	UT	A	S-YDS	I-YDS	PD	FF	FR
1 Hunley	164	99	65	0.5-0	1-22	2	2	1
2 Mecklenburg	127	83	44	9.5-96	0-0	3	1	1
3 Jones	96	52	44	13.5-152	0-0	5	1	1
4 Woodard	93	63	30	3-23	0-0	2	3	1
5 Foley	92	56	36	0-0	2-39	4	0	1
6 Ryan	91	58	33	1-5	0-0	0	1	0
7 Smith	88	66	22	1-9	1-10	12	2	1
8 Lilly	82	45	37	1-16	3-22	10	0	0
9 Wright	77	59	18	0-0	3-56	9	0	1
10 Harden	75	64	11	0-0	6-179	9	1	0
11 Townsend	70	42	28	2.5-33	0-0	0	0	1
12 Kragen	60	29	31	0-0	0-0	1	0	1
13 T. Jackson	58	45	13	0.5-0	0-0	1	1	0
14 Wilson	56	44	12	0-0	1-5	8	0	0
15 Robbins	48	40	8	4-51	0-0	6	1	2
16 Fletcher	43	26	17	5.5-41	0-0	2	0	2
17 Dennison	30	21	9	1-8	1-5	1	1	0
18 Haynes	26	16	10	0-0	0-0	1	1	0
19 Colorito	18	11	7	0-0	0-0	0	0	2
20 Gilbert	17	13	4	4-45	0-0	0	0	0
Carter	17	11	6	0-0	0-0	0	0	0
22 Hunter	3	2	1	0-0	0-0	1	0	0
23 Comeaux	1	1	0	1-9	0-0	0	2	1
TOTALS	1,432	946	486	48-488	18-318	77	17	16

1986 GAMES STARTED

OFFENSE

		DEFENSE	
QB Elway, John	16	DE Jones, Rulon	16
RB Lang, Gene	2	DE Townsend, Andre	16
RB Sewell, Steve	2	NT Carter, Rubin	2
RB Willhite, Gerald	12	NT Kragen, Greg	14
RB Winder, Sammy	15	LB Dennison, Rick	2
WR Jackson, Mark	1	LB Fletcher, Simon	2
WR Johnson, Vance	7	LB Hunley, Ricky	15
WR Sampson, Clint	5	LB Jackson, Tom	14
WR Watson, Steve	16	LB Mecklenburg, Karl	16
TE Hackett, Joey	4	LB Ryan, Jim	14
TE Kay, Clarence	12	LB Woodard, Ken	1
TE Mobley, Orson	3	CB Harden, Mike	16
C Bryan, Billy	16	CB Wright, Louis	16
T Lanier, Ken	16	S Foley, Steve	15
T Studdard, Dave	15	S Lilly, Tony	1
G Bishop, Keith	14	S Robbins, Randy	2
G Cooper, Mark	5	S Smith, Dennis	14
G Hood, Winford	2		
G Howard, Paul	13		

1986 COACHES

Dan Reeves (Head Coach), **Marvin Bass** (Special Assistant), **Joe Collier** (Asst. Head Coach/Defense), **Chan Gailey** (Special Teams/Tight Ends), **Alex Gibbs** (Offensive Line), **Stan Jones** (Defensive Line), **Al Miller** (Strength/Conditioning), **Myrel Moore** (Linebackers), **Nick Nicolau** (Running Backs), **Mike Shanahan** (Off. Coordinator/Quarterbacks and Wide Receivers), **Charlie West** (Def. Backs).

1986 LEADERS / RANKINGS

INDIVIDUAL	PLAYER	NO.	AFC RANK	NFL RANK	NFL LEADER	NO.
Points	Karlis	104	3	8	Franklin (NE)	140
Rushing Yards	Winder	789	7	17	Dickerson (Rams)	1,821
Passing Yards	Elway	3,485	7	9	Marino (MIA)	4,746
Passer Rating	Elway	79.0	9	11	Kramer (MIN)	92.6
Receiving Yards	M. Jackson	738	20	35	Rice (SF)	1,570
Receptions	Willhite	64	121	191	Christensen (Raid.)	95
Interceptions	Harden	6	51	111	Lott (SF)	10
Sacks	R. Jones	13.5	4	8	Taylor (NYG)	20.5
OFFENSE		NO.	AFC RANK	NFL RANK	NFL LEADER	NO.
Points Per Game		23.6	5	6	Miami	26.9
Total Yards Per Game		326.0	9	15	Cincinnati	405.6
Yards Per Play		5.0	61	111	Miami	6.3
Rushing Yards Per Game		104.9	7	20	Chicago	168.8
Net Passing Yards Per Game		221.1	7	10	Miami	298.7
DEFENSE		NO.	AFC RANK	NFL RANK	NFL LEADER	NO.
Points Per Game		20.4	5	15	Chicago	11.7
Total Yards Per Game		309.2	3	9	Chicago	258.1
Yards Per Play		4.8	11	51	Chicago	4.1
Rushing Yards Per Game		103.2	1	5	New York Giants	80.3
Net Passing Yards Per Game		206.0	7	16	St. Louis	164.8

1986 KEY AWARDS

Pro Bowl (6): G Keith Bishop, QB John Elway, DE Rulon Jones, LB Karl Mecklenburg, S Dennis Smith, RB Sammy Winder. **AP All-Pro (2):** DE Rulon Jones (first team), LB Karl Mecklenburg (first team). **Football News AFC Player of the Year:** LB Karl Mecklenburg. **UPI AFC Defensive Player of the Year:** DE Rulon Jones.

1986 NFL STANDINGS

AFC EAST

Team	W	L	T	Pct	PF	PA
y-New England	11	5	0	.688	412	307
x-New York Jets	10	6	0	.625	364	386
Miami	8	8	0	.500	430	405
Buffalo	4	12	0	.250	287	348
Indianapolis	3	13	0	.188	229	400

AFC CENTRAL

Team	W	L	T	Pct	PF	PA
*y-Cleveland	12	4	0	.750	391	310
Cincinnati	10	6	0	.625	409	394
Pittsburgh	6	10	0	.375	307	336
Houston	5	11	0	.313	274	329

AFC WEST

Team	W	L	T	Pct	PF	PA
y-Denver	11	5	0	.688	378	327
x-Kansas City	10	6	0	.625	358	326
Seattle	10	6	0	.625	366	293
L.A. Raiders	8	8	0	.500	323	346
San Diego	4	12	0	.250	335	396

NFC EAST

Team	W	L	T	Pct	PF	PA
*y-New York Giants	14	2	0	.875	371	236
x-Washington	12	4	0	.750	368	296
Dallas	7	9	0	.438	346	337
Philadelphia	5	10	1	.344	256	312
St. Louis	4	11	1	.281	218	351

NFC CENTRAL

Team	W	L	T	Pct	PF	PA
y-Chicago	14	2	0	.875	352	187
Minnesota	9	7	0	.563	398	273
Detroit	5	11	0	.313	277	326
Green Bay	4	12	0	.250	254	418
Tampa Bay	2	14	0	.125	239	473

NFC WEST

Team	W	L	T	Pct	PF	PA
y-San Francisco	10	5	1	.656	374	247
x-L.A. Rams	10	6	0	.625	309	267
Atlanta	7	8	1	.469	280	280
New Orleans	7	9	0	.438	288	287

x - Playoffs; y - Division Title; * - Home-field Advantage

WILD CARD PLAYOFF GAMES

12/28 - at New York Jets 35, Kansas City 15
12/28 - at Washington 19, L.A. Rams 7

DIVISIONAL PLAYOFF GAMES

1/3 - at Cleveland 23, New York Jets 20 (OT)
1/3 - Washington 27, at Chicago 13
1/4 - at Denver 22, New England 17
1/4 - at New York Giants 49, San Francisco 3

CONFERENCE CHAMPIONSHIPS

1/11 - Denver 23, at Cleveland 20 (OT)
1/11 - at New York Giants 17, Washington 0

SUPER BOWL XXI (PASADENA, CALIF.)

1/25 - New York Giants 39, Denver 20

1985 FINAL STATISTICS (11-5)

Head Coach: Dan Reeves AFC West: 2nd Home Stadium: Mile High Stadium

Date	W-L	Score	Opponent	Attendance	RUSHING	No.	Yds.	Avg.	Long	TD
Sept 8	L	16-20	at L.A. Rams	52,522	Winder	199	714	3.6	42	8
Sept 15	W	34-23	New Orleans	74,488	Lang	84	318	3.8	26	5
Sept 22	W	44-28	at Atlanta	37,903	Sewell	82	275	3.4	16	4
Sept 29	L	26-30	Miami	73,614	Elway	50	253	5.1	22	0
Oct 6	W	31-20	Houston	74,699	Willhite	66	237	3.6	14	0
Oct 13	W	15-10	at Indianapolis	60,128	V. Johnson	10	36	3.6	14	0
Oct 20	W	13-10	Seattle (OT)	74,899	Poole	4	12	3.0	6	0
Oct 27	W	30-10	at Kansas City	68,248	Kubiak	1	6	6.0	6	0
Nov 3	L	10-30	at San Diego	57,312	Norman	1	0	0.0	0	0
Nov 11	W	17-16	San Francisco	73,173	BRONCOS	497	1851	3.7	42	20
Nov 17	W	30-24	San Diego (OT)	74,376	OPPONENTS	475	1973	4.2	61t	10
Nov 24	L	28-31	at L.A. Raiders (OT)	63,161						
Dec 1	W	31-23	at Pittsburgh	56,797	RECEIVING	No.	Yds.	Avg.	Long	TD
Dec 8	L	14-17	L.A. Raiders (OT)	75,042	Watson	61	915	15.0	60	5
Dec 14	W	14-13	Kansas City	69,209	V. Johnson	51	721	14.1	63t	3
Dec 20	W	27-24	at Seattle	56,283	Willhite	35	297	8.5	21	1

TEAM STATISTICS				Den	Opp
TOTAL FIRST DOWNS				339	290
Rushing				113	103
Passing				192	168
Penalty				34	19
3RD DOWN: MADE/ATT				102/252	74/230
3rd Down Pct.				40.5	32.2
4TH DOWN: MADE/ATT				6/10	8/20
4th Down Pct.				60.0	40.0
TOTAL NET YARDS				5496	5179
Avg. Per Game				343.5	323.7
Total Plays				1152	1069
Avg. Per Play				4.8	4.8
NET YARDS RUSHING				1851	1973
Avg. Per Game				115.7	123.3
Total Rushes				497	475
Avg. Per Rush				3.7	4.2
NET YARDS PASSING				3645	3206
Avg. Per Game				227.8	200.4
Sacked/Yards Lost				38/307	47/378
Gross Yards				3952	3584
Att./Completions				617/277	547/277
Completion Pct.				53.3	50.6
Had Intercepted				23	24
Avg. Per Pass Play				5.6	5.4

PUNTS/AVERAGE				94/40.0	94/41.1
NET PUNTING AVG				34.0	34.3
TOTAL RETURN YARDAGE				1920	2003
Punt Returns/Average				46/9.3	36/8.6
Kickoff Returns/Average				52/23.1	64/21.0
Intercept. Ret./Average				24/12.1	23/14.4
PENALTIES/YARDS				85/677	91/953
FUMBLES/BALL LOST				24/8	22/12
TOUCHDOWNS				45	35
Rushing				20	10
Passing				23	22
Returns				2	3
Extra Points Made/Attempts				41/44	35/36
Field Goals Made/Attempts				23/28	26/33
TOTAL POINTS				380	329

SCORE BY PERIODS				1	2	3	4	OT	Total
BRONCOS				82	142	39	108	9	380
OPPONENTS				48	89	102	84	6	329

SCORING				TD	Ru	Pa	Rt	PAT	FG	S	PTS
Karlis				0	0	0	0	41/44	23/38	0	110
Winder				8	8	0	0	0/0	0/0	0	48
Lang				7	5	2	0	0/0	0/0	0	42
Sewell				5	4	1	0	0/0	0/0	0	30
Watson				5	0	5	0	0/0	0/0	0	30
Willhite				4	3	1	0	0/0	0/0	0	24
Sampson				4	0	4	0	0/0	0/0	0	24
V. Johnson				3	0	3	0	0/0	0/0	0	18
B. Johnson				3	0	3	0	0/0	0/0	0	18
Kay				3	0	3	0	0/0	0/0	0	18
Harden				1	0	0	1	0/0	0/0	0	6
J. Wright				1	0	1	0	0/0	0/0	0	6
L. Wright				1	0	0	1	0/0	0/0	0	6
BRONCOS				45	20	23	2	41/44	23/38	0	380
OPPONENTS				36	10	22	4	35/36	26/33	0	329

PUNTING				No.	Yds.	Avg.	TB	In20	Long	B
Norman				92	3764	40.9	12	16	61	—
Team				2	0	0.0	0	0	0	0
BRONCOS				94	3764	40.0	12	16	61	2
OPPONENTS				94	3868	41.1	11	19	68	2

PUNT RETURNS				No.	FC	Yds.	Avg.	Long	TD
V. Johnson				30	6	260	8.7	38	0
Willhite				16	5	169	10.6	18	0
BRONCOS				46	11	429	9.3	38	0
OPPONENTS				38	17	325	8.6	30	0

KICKOFF RETURNS				No.	Yds.	Avg.	Long	TD
V. Johnson				30	740	24.7	39	0
Lang				17	361	21.2	33	0
Willhite				2	40	20.0	20	0
Hunter				2	33	16.5	18	0
Sewell				1	29	29.0	29	0
BRONCOS				52	1203	23.1	39	0
OPPONENTS				64	1346	21.0	98t	1

FIELD GOAL BREAKDOWN				Distance	1-19	20-29	30-39	40-49	50+	Total
Karlis				2/2	7/9	6/11	8/11	0/5	23/38	
OPPONENTS				1/1	11/11	10/10	3/8	1/3	26/33	

KARLIS: (24G) (43G,48G) (42G,25G,47G) (43G, 34G) (37G,51N,51N) (43N,32G,30G,18G,28N) (33N,52N,56N,45G,24G) (24G,23G,19G) (38N,50N,36G) (48N,24G) (28N,34G) (49N) (42G,39N) (35N) () (25G,34N,43G)

SACKS: Mecklenburg 13, Jones 10, Chavous 6, Townsend 5, D. Smith 4, Woodard 3, Kragen 2, Fletcher 1, Carter 1, Harden 1, Ryan 1, **TOTAL 47.0**

PASSING				Att.	Comp.	Yds.	Comp.%	Yd./Att.	TD	TD%	Int	Int%	LG	Sack/Lost	Rtg.
Elway				605	327	3891	54.0	6.43	22	3.6	23	3.8	65t	38/307	70.0
Kubiak				5	2	61	40.0	12.00	1	20.0	0	0.0	54t	0/0	125.7
Willhite				3	0	0	0.0	0.00	0	0.0	0	0.0	0	0/0	39.5
Norman				1	0	0	0.0	0.00	0	0.0	0	0.0	0	0/0	39.5
Winder				1	0	0	0.0	0.00	0	0.0	0	0.0	0	0/0	39.5
Sewell				1	0	0	0.0	0.00	0	0.0	0	0.0	0	0/0	39.5
V. Johnson				1	0	0	0.0	0.00	0	0.0	0	0.0	0	0/0	39.5
BRONCOS				617	329	3952	53.3	6.41	23	3.7	23	3.7	65t	38/307	70.0
OPPONENTS				547	277	3584	50.6	6.55	22	4.0	24	4.4	73	47/378	66.5

1985 DEFENSIVE STATS

(based on unofficial press box statistics)

	TT	UT	A	S-YDS	I-YDS	PD	FF	FR
1 Harden	82	72	10	1-11	5-100	18	0	2
2 Busick	81	64	17	0-0	0-0	2	0	1
3 Woodard	79	70	9	3-32	1-18	3	0	0
4 Jones	68	58	10	10-84	0-0	1	1	3
5 Lilly	67	54	13	0-0	2-4	4	1	1
6 Smith	66	54	12	4-27	3-46	17	1	0
7 Mecklenburg	65	60	5	13-103	0-0	4	5	1
8 Ryan	58	52	6	1-8	0-0	3	0	0
9 Foley	48	38	10	0-0	3-47	7	0	0
10 Carter	47	39	8	1-7	0-0	1	1	0
11 L. Wright	44	41	3	0-0	5-44	15	0	1
12 Townsend	30	27	3	5-46	0-0	3	0	0
13 Chavous	29	23	6	6-34	0-0	0	0	2
14 T. Jackson	28	19	9	0-0	0-0	1	0	0
15 Dennison	25	22	3	0-0	0-0	0	1	0
Wilson	25	22	3	0-0	3-8	12	0	1
17 Hunter	23	19	4	0-0	1-20	1	0	0
18 Hunley	19	18	1	0-0	0-0	2	0	0
19 Fletcher	17	12	5	1-11	0-0	0	0	0
20 Robbins	16	16	0	0-0	1-3	4	0	0
21 Kragen	13	11	2	2-15	0-0	0	0	0
22 Comeaux	6	6	0	0-0	0-0	0	0	0
TOTALS	936	797	139	47-378	24-290	98	10	12

1985 GAMES STARTED

OFFENSE	DEFENSE
QB Elway, John	16 DE Chavous, Barney
RB Lang, Gene	2 DE Jones, Rulon
RB Sewell, Steve	2 DE Townsend, Andre
RB Willhite, Gerald	4 NT Carter, Rubin
RB Winder, Sammy	12 NT Kragen, Greg
WR Johnson, Butch	7 LB Busick, Steve
WR Johnson, Vance	8 LB Dennison, Rick
WR Watson, Steve	15 LB Fletcher, Simon
TE Barber, Mike	1 LB Hunley, Ricky
TE Kay, Clarence	16 LB Jackson, Tom
TE Wright, James	12 LB Mecklenburg, Karl
C Bryan, Billy	16 LB Ryan, Jim
T/TE Cooper, Mark	2 LB Woodard, Ken
T Lanier, Ken	16 CB/S Harden, Mike
T Studdard, Dave	15 CB Wilson, Steve
G Bishop, Keith	14 CB Wright, Louis
G Hood, Winford	3 S Foley, Steve
G Howard, Paul	15 S Lilly, Tony
	S Robbins, Randy
	S Smith, Dennis

1985 COACHES

Dan Reeves (Head Coach), **Marvin Bass** (Special Assistant), **Joe Collier** (Asst. Head Coach/Defense), **Chan Gailey** (Special Teams/Defensive Asst.), **Alex Gibbs** (Head Offensive Line), **Stan Jones** (Defensive Line), **Al Miller** (Strength/Conditioning), **Myrel Moore** (Linebackers), **Nick Nicolau** (Running Backs), **Mike Shanahan** (Offensive Coordinator/Quarterbacks and Wide Receivers), **Doc Ulrich** (Tight Ends/Asst. Offensive Line), **Charlie West** (Defensive Backs).

1985 LEADERS / RANKINGS

INDIVIDUAL	PLAYER	NO.	AFC RANK	NFL RANK	NFL LEADER	NO.
Points	Karlis	110	6	8	Butler (CHI)	144
Rushing Yards	Winder	714	14	27	Allen (Raid.)	1,759
Passing Yards	Elway	3,891	2	2	Marino (MIA)	4,137
Passer Rating	Elway	70.2	8	17	O'Brien (NYJ)	96.2
Receiving Yards	Watson	915	14	22	Largent (SEA)	1,287
Receptions	Watson	61	14	24	Craig (SF)	92
Interceptions	Harden/L. Wright	5	12	21	Walls (DAL)	9
Sacks	Mecklenburg	13	4	8	Dent (CHI)	17
OFFENSE	NO.	AFC RANK	NFL RANK	NFL LEADER	NO.	
Points Per Game	23.8	4	7	San Diego	29.2	
Total Yards Per Game	343.5	6	10	San Diego	408.4	
Yards Per Play	4.8	11	20	San Diego	5.9	
Rushing Yards Per Game	115.7	8	16	Chicago	172.6	
Net Passing Yards Per Game	227.8	4	6	San Diego	304.4	
DEFENSE	NO.	AFC RANK	NFL RANK	NFL LEADER	NO.	
Points Per Game	20.6	7	13	Chicago	12.4	
Total Yards Per Game	323.7	7	13	Chicago	258.4	
Yards Per Play	4.8	5	9	New York Giants	4.2	
Rushing Yards Per Game	123.3	7	13	Chicago	82.4	
Net Passing Yards Per Game	200.4	6	14	Washington	171.6	

1985 KEY AWARDS

Pro Bowl (4): DE Rulon Jones, LB Karl Mecklenburg, S Dennis Smith, CB Louis Wright. **AP All-Pro (2):** DE Rulon Jones (second team), LB Karl Mecklenburg (first team).

AFC EAST

Team	W	L	T	Pct	PF	PA
y-Miami	12	4	0	.750	428	320
x-New York Jets	11	5	0	.688	393	264
x-New England	11	5	0	.688	362	290
Indianapolis	5	11	0	.313	320	386
Buffalo	2	14	0	.125	200	381

AFC CENTRAL

Team	W	L	T	Pct	PF	PA
y-Cleveland	8	8	0	.500	287	294
Cincinnati	7	9	0	.438	441	437
Pittsburgh	7	9	0	.438	379	355
Houston	5	11	0	.313	284	412

AFC WEST

Team	W	L	T	Pct	PF	PA
*y-L.A. Raiders	12	4	0	.750	354	308
Denver	11	5	0	.688	380	329
Seattle	8	8	0	.500	349	303
San Diego	8	8	0	.500	467	435
Kansas City	6	10	0	.375	317	360

NFC EAST

Team	W	L	T	Pct	PF	PA
y-Dallas	10	6	0	.625	357	333
x-New York Giants	10	6	0	.625	399	283
Washington	10	6	0	.625	297	312
Philadelphia	7	9	0	.438	286	310
St. Louis	5	11	0	.313	278	414

NFC CENTRAL

Team	W	L	T	Pct	PF	PA
*y-Chicago	15	1	0	.938	456	198
Green Bay	8	8	0	.500	337	355
Minnesota	7	9	0	.438	346	359
Detroit	7	9	0	.438	307	366
Tampa Bay	2	14	0	.125	294	448

NFC WEST

Team	W	L	T	Pct	PF	PA
y-L.A. Rams	11	5	0	.688	340	277
x-San Francisco	10	6	0	.625	411	263
New Orleans	5	11	0	.313	294	401
Atlanta	4	12	0	.250	282	452

x - Wild Card Qualifier; y - Division Title; * - Home-field Advantage

WILD CARD PLAYOFF GAMES

12/28 - New England 26, at New York Jets 14
12/29 - at New York Giants 17, San Francisco 3

DIVISIONAL PLAYOFF GAMES

1/4 - at Miami 24, Cleveland 21
1/4 - at L.A. Rams 20, Dallas 0
1/5 - New England 27, at L.A. Raiders 20
1/5 - at Chicago 21, New York Giants 0

CONFERENCE CHAMPIONSHIPS

1/12 - New England 31, at Miami 14
1/12 - at Chicago 24, L.A. Rams 0

SUPER BOWL XX (New Orleans)

1/26 - Chicago 46, New England 10

1984 FINAL STATISTICS (13-3)

Head Coach: Dan Reeves AFC West: 1st Home Stadium: Mile High Stadium

Date	W-L	Score	Opponent	Attendance	RUSHING	No.	Yds.	Avg.	Long	TD	
Sept 2	W	20-17	Cincinnati	74,178	Winder	296	1153	3.9	24	4	
Sept 9	L	0-27	at Chicago	54,335	Willhite	77	371	4.8	52	2	
Sept 16	W	24-14	at Cleveland	61,980	Elway	56	237	4.2	21	1	
Sept 23	W	21-0	Kansas City	74,263	Parros	46	208	4.5	25	2	
Sept 30	W	16-13	L.A. Raiders	74,833	Lang	8	42	5.3	15	2	
Oct 7	W	28-7	at Detroit	55,836	Brewer	10	28	2.8	8	0	
Oct 15	W	17-14	Green Bay	62,546	Kubiak	9	27	3.0	17	1	
Oct 21	W	37-7	at Buffalo	31,204	Myles	5	7	1.4	2	0	
Oct 28	W	22-19	at L.A. Raiders (OT)	91,020	Johnson	1	3	3.0	3	0	
Nov 4	W	26-19	New England	74,908	BRONCOS	508	2076	4.1	52	12	
Nov 11	W	16-13	at San Diego	53,162	OPPONENTS	435	1664	3.8	72	10	
Nov 18	W	42-21	Minnesota	74,716	RECEIVING	No.	Yds.	Avg.	Long	TD	
Nov 25	L	24-27	Seattle	74,922	Watson	69	1170	17.0	73	7	
Dec 2	L	13-16	at Kansas City	38,494	Winder	44	288	6.5	21	2	
Dec 9	W	16-13	San Diego	74,867	Johnson	42	587	14.0	49	6	
Dec 15	W	31-14	at Seattle	64,411	Willhite	27	298	11.0	63	0	
TEAM STATISTICS				Den	Opp						
TOTAL FIRST DOWNS				299	311						
Rushing				121	97						
Passing				152	206						
Penalty				26	15						
3RD DOWN: MADE/ATT				68/207	84/240						
3rd Down Pct.				32.9	35.0						
4TH DOWN: MADE/ATT				6/7	8/23						
4th Down Pct.				85.7	34.8						
TOTAL NET YARDS				4935	5687						
Avg. Per Game				308.4	355.4						
Total Plays				1018	1123						
Avg. Per Play				4.8	5.1						
NET YARDS RUSHING				2076	1664						
Avg. Per Game				129.8	104.0						
Total Rushes				508	435						
Avg. Per Rush				4.1	3.8						
NET YARDS PASSING				2859	4023						
Avg. Per Game				178.7	251.4						
Sacked/Yards Lost				35/257	57/430						
Gross Yards				3116	4453						
Att./Completions				475/263	632/346						
Completion Pct.				55.4	54.7						
Had Intercepted				17	31						
Avg. Per Pass Play				5.6	5.8						
PUNTS/AVERAGE				96/40.1	81/41.5						
NET PUNTING AVG				35.4	35.1						
TOTAL RETURN YARDAGE				1725	1700						
Punt Returns/Average				41/7.8	44/7.5						
Kickoff Returns/Average				45/19.9	55/21.5						
Intercept. Ret./Average				31/16.5	17/11.1						
PENALTIES/YARDS				78/636	104/891						
FUMBLES/BALL LOST				36/17	44/24						
TOUCHDOWNS				42	26						
Rushing				12	10						
Passing				22	16						
Returns				8	0						
Extra Points Made/Attempts				38/41	26/26						
Field Goals Made/Attempts				21/28	19/33						
TOTAL POINTS				353	241						
SCORE BY PERIODS				1	2	3	4	OT	Total		
BRONCOS				75	125	68	82	3	353		
OPPONENTS				49	74	45	73	0	241		
SCORING				TD	R	P	Rt	PAT	FG	S	PTS
Karlis				0	0	0	0	38/41	21/28	0	101
Watson				7	0	7	0	0/0	0/0	0	42
Winder				6	4	2	0	0/0	0/0	0	36
Johnson				6	0	6	0	0/0	0/0	0	36
Lang				3	2	1	0	0/0	0/0	0	18
Kay				3	0	3	0	0/0	0/0	0	18
Parros				2	2	0	0	0/0	0/0	0	12
Foley				2	0	0	2	0/0	0/0	0	12
Willhite				2	2	0	0	0/0	0/0	0	12
Kubiak				1	1	0	0	0/0	0/0	0	6
Robbins				1	0	0	1	0/0	0/0	0	6
Smith				1	0	0	1	0/0	0/0	0	6
Woodard				1	0	0	1	0/0	0/0	0	6
Jones				1	0	0	1	0/0	0/0	0	6
Alexander				1	0	1	0	0/0	0/0	0	6
Harden				1	0	0	1	0/0	0/0	0	6
Sampson				1	0	0	1	0/0	0/0	0	6
L. Wright				1	0	0	1	0/0	0/0	0	6
J. Wright				1	0	1	0	0/0	0/0	0	6
Elway				1	1	0	0	0/0	0/0	0	6
BRONCOS				42	12	22	8	38/41	21/28	0	353
OPPONENTS				26	10	16	0	26/26	19/33	1	241
PASSING				Att.	Comp.	Yds.	Comp. %	Yd./Att.	TD	TD %	Rtg.
Elway				380	214	2598	56.3	6.84	18	4.7	15
Kubiak				75	44	440	58.7	5.87	4	5.3	1
Stankavage				18	4	58	22.2	3.22	0	0.0	1
Willhite				2	1	20	50.0	10.00	0	0.0	20
BRONCOS				475	263	3116	55.4	6.56	22	4.6	17
OPPONENTS				632	346	4453	54.7	7.05	16	2.5	31
FIELD GOAL BREAKDOWN				Distance	1-19	20-29	30-39	40-49	50+	Total	
Karlis				1/1	6/7	7/8	6/9	1/3	1/4	21/28	
OPPONENTS				1/1	4/7	3/8	10/13	1/4	1/4	19/33	
KARLIS:				(1) (50N) (25G) (46N) (27G,32G,19G) (51N) (30G) (45G,40G,45G) (41G,24G,42N,35G) (1) (44G,45G,34N,37G) (1) (27G,25N) (22G,37G, 42N) (30G,50G,28G) (34G)							
SACKS:				Jones 11, Chavous 7.5, Mecklenburg 7, T. Jackson 6, Townsend 5, Carter 3, Bowyer 3, Dennison 3, Ryan 3, Woodard 3, Busic 1, Comeaux 1, Garnett 1, Robbins 1, D. Smith 1, Wilson 0.5, TOTAL 57.0							

1984 DEFENSIVE STATS

(based on coaches' film review)

	TT	UT	A	S-YDS	I-YDS	PD	FR
1 Busick	195	112	83	1-9	2-21	4	1
2 Foley	167	108	59	0-0	6-97	10	2
3 Dennison	164	104	60	3-11	0-0	3	0
4 T. Jackson	141	89	52	6-45	0-0	13	1
5 Wright	113	98	15	0-0	1-1	14	2
6 Ryan	106	59	47	3-25	1-13	2	1
7 Jones	105	50	55	11-83	0-0	1	2
8 Harden	97	70	27	0-0	6-79	18	2
9 D. Smith	92	68	24	1-9	3-13	9	1
10 Carter	84	53	31	3-20	0-0	0	3
11 Chavous	66	40	26	7.5-42	0-0	1	0
12 Bowyer	58	35	23	3-21	0-0	0	1
13 Townsend	51	32	19	5-36	0-0	0	1
14 Woodward	49	30	19	3-32	1-27	3	0
15 Wilson	46	38	8	0.5-0	4-59	2	1
16 Mecklenburg	41	35	6	7-80	2-105	2	1
17 Garnett	41	24	17	1-6	0-0	4	1
18 Robbins	28	19	9	1-9	2-62	9	1
19 R. Jackson	17	12	5	0-0	1-23	2	0
20 Comeaux	10	7	3	1-12	1-5	0	1
21 Manor	5	2	3	0-0	0-0	0	0
22 Lilly	3	2	1	0-0	1-5	0	1
23 Hunley	1	1	0	0-0	0-0	0	0
24 A. Smith	1	1	0	0-0	0-0	0	0
TOTALS	1,681	1,089	592	57-440	31-510	97	23

1984 GAMES STARTED

OFFENSE

		DEFENSE	
QB Elway, John	14	DE Bowyer, Walt	1
QB Kubiak, Gary	2	DE Chavous, Barney	15
RB Parros, Rick	2	DE Jones, Ron	16
RB Summers, Don	1	NT Carter, Rubin	15
RB Willhite, Gerald	1	NT Garnett, Scott	1
RB Winder, Sammy	15	LB Busick, Steve	16
WR Johnson, Butch	11	LB Dennison, Rick	15
WR Sampson, Clint	3	LB Jackson, Tom	16
WR Watson, Steve	15	LB Mecklenburg, Karl	1
WR Wilson, Steve	1	LB Ryan, Jim	14
TE Kay, Clarence	13	LB Woodward, Ken	2
TE Sawyer, John	8	CB Harden, Mike	16
TE Wright, Jim	9	CB Wilson, Steve	1
C Bryan, Billy	16	CB Wright, Louis	15
T Hood, Winford	2	S Foley, Steve	16
T Lanier, Ken	15	S Robbins, Randy	1
T Studdard, Dave	16	S Smith, Dennis	15
G Bishop, Keith	14		
G Cooper, Mark	4		
G Howard, Paul	14		

1984 COACHES

Dan Reeves (Head Coach), **Marvin Bass** (Head Offensive Line), **Joe Collier** (Asst. Head Coach/Defense), **Alex Gibbs** (Offensive Line), **L.J. Gorman** (Strength/Conditioning), **Stan Jones** (Defensive Line), **Myrel Moore** (Linebackers), **Nick Nicolau** (Running Backs), **Fran Polisfoot** (Tight Ends/Special Teams), **Mike Shanahan** (Wide Receivers), **Charlie West** (Defensive Backs).

1984 LEADERS / RANKINGS

INDIVIDUAL	PLAYER	NO.	AFC RANK	NFL RANK	NFL LEADER	NO.
Points	Karlis	101	6	121	Werschling (SF)	131
Rushing Yards	Winder	1,153	3	11	Dickerson (Rams)	1,808
Passing Yards	Elway	2,598	7	15	Marino (MIA)	5,084
Passer Rating	Elway	76.8	8	16	Marino (MIA)	108.9
Receiving Yards	Watson	1,170	4	7	Green (STL)	1,555
Receptions	Watson	69	6t	14t	Monk (WAS)	106
Interceptions	Foley/Harden	6	5t	11t	Easley (SEA)	10
Sacks	Jones	11	14t	24t	Gastineau (NYJ)	22
OFFENSE		NO.	AFC RANK	NFL RANK	NFL LEADER	NO.
Points Per Game		22.1	7	11	Miami	32.1
Total Yards Per Game		308.4	10	22	Miami	433.5
Yards Per Play		4.8	11	20t	Miami	6.5
Rushing Yards Per Game		129.8	4	10	Chicago	185.9
Net Passing Yards Per Game		178.7	13	24	Miami	313.6
DEFENSE		NO.	AFC RANK	NFL RANK	NFL LEADER	NO.
Points Per Game		15.1	1	2	San Francisco	14.2
Total Yards Per Game		355.4	12	25	Chicago	241.4
Yards Per Play		5.1	8t	16t	L.A. Raiders	4.3
Rushing Yards Per Game		104.0	2	5	Chicago	86.1
Net Passing Yards Per Game		251.4	13	27	New Orleans	153.3

1984 KEY AWARDS

Pro Bowl (1): RB Sammy Winder. **Sports Illustrated NFL Coach of the Year:** Dan Reeves. **K.C. 101 Club AFC Coach of the Year:** Dan Reeves.

1984 NFL STANDINGS

AFC EAST

Team	W	L	T	Pct	PF	PA
*y-Miami	14	2	0	.875	513	298
New England	9	7	0	.563	362	352
New York Jets	7	9	0	.438	332	364
Indianapolis	4	12	0	.250	239	414
Buffalo	2	14	0	.125	250	454

AFC CENTRAL

Team	W	L	T	Pct	PF	PA
y-Pittsburgh	9	7	0	.563	387	310
Cincinnati	8	8	0	.500	339	339
Cleveland	5	11	0	.313	250	297
Houston	3	13	0	.188	240	437

AFC WEST

Team	W	L	T	Pct	PF	PA
y-Denver	13	3	0	.813	353	241
x-Seattle	12	4	0	.750	418	282
x-L.A. Raiders	11	5	0	.688	368	278
Kansas City	8	8	0	.500	314	324
San Diego	7	9	0	.438	394	413

NFC EAST

Team	W	L	T	Pct	PF	PA
y-Washington	11	5	0	.688	426	310
x-New York Giants	9	7	0	.563	299	301
St. Louis	9	7	0	.563	423	345
Dallas	9	7	0	.563	308	308
Philadelphia	6	9	1	.406	278	320

NFC CENTRAL

Team	W	L	T	Pct	PF	PA
y-Chicago	10	6	0	.625	325	248
Green Bay	8	8	0	.500	390	309
Tampa Bay	6	10	0	.375	335	380
Detroit	4	11	1	.281	283	408
Minnesota	3	13	0	.188	276	484

NFC WEST

Team	W	L	T	Pct	PF	PA
*y-San Francisco	15	1	0	.938	475	227
x-L.A. Rams	10	6	0	.625	346	316
New Orleans	7	9	0	.438	298	361
Atlanta	4	12	0	.250	281	382

x - Wild Card Qualifier; y - Division Title; * - Home-field Advantage

WILD CARD PLAYOFF GAMES

12/22 - at Seattle 13, L.A. Raiders 7

12/23 - New York Giants 16, at L.A. Rams 13

DIVISIONAL PLAYOFF GAMES

12/29 - at Miami 31, Seattle 10

12/29 - at San Francisco 21, New York Giants 10

12/30 - Pittsburgh 24, at Denver 17

12/30 - Chicago 23, at Washington 19

CONFERENCE CHAMPIONSHIPS

1/6 - at Miami 45, Pittsburgh 28

1/6 - at San Francisco 23, Chicago 0

SUPER BOWL XIX (STANFORD, CALIF.)

1/20 - San Francisco 38, Miami 16

1983 FINAL STATISTICS (9-7)

Head Coach: Dan Reeves AFC West: 3rd Home Stadium: Mile High Stadium

Date	W-L	Score	Opponent	Attendance	RUSHING	No.	Yds.	Avg.	Long	TD
Sept 4	W	14-10	at Pittsburgh	58,233	Winder	196	757	3.9	52	3
Sept 11	W	17-10	at Baltimore	52,613	Poole	81	246	3.0	19	4
Sept 18	L	10-13	Philadelphia	74,202	Preston	57	222	3.9	28	1
Sept 25	L	7-22	L.A. Raiders	74,289	Willhite	43	188	4.4	24t	3
Oct 2	L	14-31	at Chicago	58,210	Elway	28	146	5.2	23	1
Oct 9	W	26-14	at Houston	58,210	Parros	30	96	3.2	13	1
Oct 16	W	24-17	Cincinnati	74,305	Myles	8	52	6.5	16	0
Oct 23	W	14-6	San Diego	74,581	DeBerg	13	28	2.2	11	1
Oct 30	W	27-24	Kansas City	74,640	Upchurch	6	19	3.2	9	0
Nov 6	L	19-27	at Seattle	61,189	Kubiak	4	17	4.3	8	1
Nov 13	L	20-22	at L.A. Raiders	51,945	Watson	3	17	5.7	10	0
Nov 20	W	38-27	Seattle	74,710	Prestridge	1	7	7.0	7	0
Nov 27	L	7-31	at San Diego	43,650	J. Wright	1	-11	-11.0	-11	0
Dec 4	W	27-6	Cleveland	70,912	BRONCOS	471	1784	3.8	52	15
Dec 11	W	21-19	Baltimore	74,854	OPPONENTS	509	1938	3.8	29	14
Dec 18	L	17-48	at Kansas City	11,377						

TEAM STATISTICS		Den	Opp	RECEIVING		No.	Yds.	Avg.	Long	TD
TOTAL FIRST DOWNS		292	321	Watson		59	1133	19.2	78t	5
Rushing		99	119	Upchurch		40	639	16.0	40	2
Passing		155	185	Winder		23	150	6.5	17	0
Penalty		38	17	Egloff		20	205	10.3	32	2
3RD DOWN: MADE/ATT		68/213	92/235	Poole		20	184	9.2	23	0
3rd Down Pct.		31.9	39.1	Preston		17	137	8.1	25	1
TOTAL NET YARDS		4811	5609	Willhite		14	153	10.9	26t	1
Avg. Per Game		300.7	350.6	J. Wright		13	134	10.3	23	0
Total Plays		1025	1099	Thomas		12	182	15.2	44	0
Avg. Per Play		4.7	5.1	Parros		12	126	10.5	33t	2
NET YARDS RUSHING		1784	1938	Sampson		10	200	20.0	49t	3
Avg. Per Game		111.5	121.1	Myles		7	119	17.0	33	1
Total Rushes		471	509	Odums		4	62	15.5	21	0
Avg. Per Rush		3.8	3.8	Sawyer		3	42	14.0	17	0
NET YARDS PASSING		3027	3671	BRONCOS		254	3466	13.6	78t	17
Avg. Per Game		189.2	229.4	OPPONENTS		307	3988	13.0	72t	18
Sacked/Yards Lost		55/439	38/317							
Gross Yards		3466	3988							
Att./Completions		499/254	552/307							
Completion Pct.		50.9	55.6							
Had Intercepted		22	27							
Avg. Per Pass Play		5.5	6.2							
PUNTS/AVERAGE		87/41.6	77/44.2							
NET PUNTING AVG		34.0	36.2							
TOTAL RETURN YARDAGE		1852	1629							
Punt Returns/Average		38/11.1	55/9.5							
Kickoff Returns/Average		56/19.2	46/17.9							
Intercept. Ret./Average		27/13.1	22/12.8							
PENALTIES/YARDS		100/804	138/1097							
FUMBLES/BALL LOST		34/19	46/20							
TOUCHDOWNS		34	36							
Rushing		15	14							
Passing		17	18							
Returns		2	4							
Extra Points Made/Attempts		33/34	34/35							
Field Goals Made/Attempts		21/25	25/33							
TOTAL POINTS		302	327							

SCORE BY PERIODS		1	2	3	4	OT	TOTAL	INTERCEPTIONS		No.	Yds.	Avg.	Long	TD
BRONCOS		41	80	39	142	0	302	L. Wright		6	50	8.3	34	0
OPPONENTS		85	87	76	79	0	327	Wilson		5	91	18.2	36	0
SCORING		TD	Ru	Pa	Rt	PAT	FG	\$	Foley	5	28	5.6	16	0
Karlis		0	0	0	0	33/34	21/25	0	96	4	127	31.8	48	0
Watson		5	0	5	0	0/0	0/0	0	30	4	39	9.8	23	0
Poole		4	4	0	0	0/0	0/0	0	24	1	15	15.0	15	0
Willhite		4	3	1	0	0/0	0/0	0	18	1	5	5.0	5	0
Parros		3	1	2	0	0/0	0/0	0	18	1	0	0.0	0	0
Sampson		3	0	3	0	0/0	0/0	0	18	27	355	13.1	48	0
Winder		3	3	0	0	0/0	0/0	0	18	22	281	12.8	58t	3
Egloff		2	0	2	0	0/0	0/0	0	12					
Preston		2	1	1	0	0/0	0/0	0	12					
Upchurch		2	0	2	0	0/0	0/0	0	12					
Chavous		1	0	0	1	0/0	0/0	0	6					
DeBerg		1	1	0	0	0/0	0/0	0	6					
Elway		1	1	0	0	0/0	0/0	0	6					
Kubiak		1	1	0	0	0/0	0/0	0	6					
Myles		1	0	1	0	0/0	0/0	0	6					
Thomas		1	0	0	1	0/0	0/0	0	6					
Jones		0	0	0	0	0/0	0/0	1	2					
BRONCOS		34	15	17	2	33/34	21/25	1	302					
OPPONENTS		36	14	18	4	34/36	25/33	0	327					

FUMBLES/BALL LOST		34/19		46/20								
TOUCHDOWNS		34		36								
Rushing		15		14								
Passing		17		18								
Returns		2		4								
Extra Points Made/Attempts		33/34		34/35								
Field Goals Made/Attempts		21/25		25/33								
TOTAL POINTS		302		327								
SCORE BY PERIODS		1	2	3	4	OT TOTAL						
BRONCOS		41	80	39	142	0	302					
OPPONENTS		85	87	76	79	0	327					
PUNTING		No.	Yds.	Avg.	TB	In20	Long	B				
Prestridge		87	3620	41.6	7	19	60	—				
OPPONENTS		77	3406	44.2	10	18	68	—				
PUNT RETURNS		No.	FC	Yds.	Avg.	Long	TD					
Thomas		33	9	368	11.2	70t	1					
Upchurch		4	1	52	13.0	17	0					
L. Wright		1	0	0	0.0	0	0					
BRONCOS		38	10	420	11.1	70t	1					
OPPONENTS		55	8	524	9.5	34	0					

FIELD GOAL BREAKDOWN		Distance	1-19	20-29	30-39	40-49	50+	Total
Karlis		0/0	7/8	7/9	6/7	1/1	21/25	
OPPONENTS		2/2	8/9	6/8	7/8	2/6	25/33	
SACKS: T. Jackson 5.5, D. Smith 5, Chavous 4.5, Jones 4, Manor 3, Gradishar 2.5, Mecklenburg 2, Bowyer 2, Busick 2, Woodard 2, Carter 1, R. Jackson 1, Wright 1, Latimer 0.5, TOTAL 36.0								

PASSING		Att.	Comp.	Yds.	Comp.%	Yd./Att.	TD	TD%	Int	Int%	LG	Sack/Lost	Rtg.
Elway		259	123	1663	47.5	6.42	7	2.7	14	5.4	49t	28/218	54.9
DeBerg		215	119	1617	55.3	7.52	9	4.2	7	3.3	54	25/201	79.7
Kubiak		22	12	186	54.5	8.45	1	4.5	1	4.5	78t	2/20	78.9
Upchurch		2	0	0	0.0	0.00	0	0.0	0	0.0	0	0/0	39.5
Willhite		1	0	0	0.0	0.00	0	0.0	0	0.0	0	0/0	39.5
BRONCOS		499	254	3466	50.9	6.95	17	3.4	22	4.4	78t	55/439	66.4
OPPONENTS		552	307	3988	55.6	7.22	18	3.3	27	4.9	72t	38/317	69.0

1983 DEFENSIVE STATS

(based on coaches' film review)

	TT	UT	A	S-YDS	I-YDS	FR
1 Gradishar	224	133	91	2.5-20	1-5	3
2 Busick	130	71	59	2-16	0-0	0
3 Foley	124	85	39	0-0	5-28	1
T. Jackson	124	77	47	5.5-59	1-0	2
5 D. Smith	114	79	35	5-32	4-39	0
6 L. Wright	113	81	32	1-1	6-50	1
7 Ryan	102	64	38	0-0	0-0	1
8 Chavous	99	62	37	4.5-25	0-0	1
9 Harden	98	64	34	0-0	4-27	3
Carter	98	47	51	1-12	0-0	3
11 Jones	72	42	30	4-22	0-0	2
12 Manor	56	36	20	3-18	0-0	1
R. Jackson	56	29	27	1-10	1-15	0
14 Wilson	55	45	10	0-0	5-91	0
15 Latimer	51	33	18	0.5-4	0-0	0
16 Bowyer	45	27	18	2-19	0-0	1
17 Mecklenburg	24	12	12	2-20	0-0	0
18 Stachowski	21	9	12	0-0	4-39	0
19 Dennison	19	9	10	0-0	0-0	0
20 Woodard	18	15	3	2-12	0-0	2
21 Myers	11	9	2	0-0	0-0	0
22 Swenson	8	1	7	0-0	0-0	0
23 Dupree	1	1	0	0-0	0-0	0
TOTALS	1,663	1,031	632	36-270	27-355	21

1983 GAMES STARTED

OFFENSE	DEFENSE
QB DeBerg, Steve	5 DE Bowyer, Walt
QB Elway, John	10 DE Chavous, Barney
QB Kubiak, Gary	1 DE Jones, Rulon
RB Parros, Rick	5 DE Manor, Brison
RB Poole, Nathan	10 NT Carter, Rubin
RB Preston, Dave	3 NT Latimer, Don
RB Windsor, Sammy	13 LB Busick, Steve
WR Sampson, Clint	2 LB Dennison, Rick
WR Upchurch, Rick	11 LB Gradishar, Randy
WR Watson, Steve	16 LB Jackson, Tom
TE Egloff, Ron	10 LB Ryan, Jim
TE Sawyer, John	4 LB Swenson, Bob
TE Wright, Jim	6 LB Woodard, Ken
C Bryan, Billy	16 CB Harden, Mike
T Lanier, Ken	16 CB Wilson, Steve
T Studdard, Dave	16 CB Wright, Louis
G Bishop, Keith	16 S Foley, Steve
G Cooper, Mark	2 S Jackson, Roger
G Howard, Paul	14 S Smith, Dennis
	1 S Trimble, Steve

1983 COACHES

Dan Reeves (Head Coach), **Marvin Bass** (Special Assistant), **Joe Collier** (Asst. Head Coach/Defense), **I.J. Gorman** (Strength/Conditioning), **John Hadl** (Quarterbacks/Wide Receivers), **Stan Jones** (Defensive Line), **Myrel Moore** (Linebackers), **Nick Nicolau** (Running Backs), **Fran Polsfoot** (Tight Ends/Special Teams), **Dan Radakovich** (Offensive Line), **Charlie West** (Defensive Backs).

1983 LEADERS / RANKINGS

INDIVIDUAL	PLAYER	NO.	AFC RANK	NFL RANK	NFL LEADER	NO.
Points	Karlis	96	8	15	Moseley (WAS)	161
Rushing Yards	Winder	757	12	23	Dickerson (Rams)	1,808
Passing Yards	Elway	1,663	15	28	Dickey (GB)	4,458
Passer Rating	DeBerg	79.9	8	14	Bartkowski (ATL)	97.6
Receiving Yards	Watson	1,133	5	10	Quick (PHI)	1,409
Receptions	Watson	59	11	18	Christensen (Raid.)	92
Interceptions	L. Wright	6	8	15	Murphy (WAS)	9
Sacks	T. Jackson	5.5	26	62	Gastineau (NYJ)	19
OFFENSE		NO.	AFC RANK	NFL RANK	NFL LEADER	NO.
Points Per Game		18.9	10	21	Washington	33.8
Total Yards Per Game		300.7	14	26	San Diego	387.3
Yards Per Play		4.7	11	21	Green Bay	6.1
Rushing Yards Per Game		111.5	11	23	Chicago	170.4
Net Passing Yards Per Game		189.2	9	20	San Diego	291.3
DEFENSE		NO.	AFC RANK	NFL RANK	NFL LEADER	NO.
Points Per Game		20.4	5	9	Miami	15.6
Total Yards Per Game		350.6	9	21	Cincinnati	270.4
Yards Per Play		5.1	7	17	Cincinnati	4.4
Rushing Yards Per Game		121.1	4	10	Washington	80.6
Net Passing Yards Per Game		229.4	12	23	New Orleans	168.2

1983 KEY AWARDS

Pro Bowl (2): LB Randy Gradishar, CB Louis Wright. **AP All-Pro (1):** LB Randy Gradishar (second team).

1983 NFL STANDINGS

AFC EAST

Team	W	L	T	Pct	PF	PA
y-Miami	12	4	0	.750	389	250
New England	8	8	0	.500	274	289
Buffalo	8	8	0	.500	283	351
Baltimore	7	9	0	.438	264	354
New York Jets	7	9	0	.438	313	331

AFC CENTRAL

Team	W	L	T	Pct	PF	PA
y-Pittsburgh	10	6	0	.625	355	303
Cleveland	9	7	0	.563	356	342
Cincinnati	7	9	0	.438	346	302
Houston	2	14	0	.125	288	460

AFC WEST

Team	W	L	T	Pct	PF	PA
*y-L.A. Raiders	12	4	0	.750	442	338
x-Seattle	9	7	0	.563	403	397
x-Denver	9	7	0	.563	302	327
San Diego	6	10	0	.375	358	462
Kansas City	6	10	0	.375	386	367

NFC EAST

Team	W	L	T	Pct	PF	PA
*y-Washington	14	2	0	.875	541	332
x-Dallas	12	4	0	.750	479	360
St. Louis	8	7	1	.531	374	428
Philadelphia	5	11	0	.313	233	322
New York Giants	3	12	1	.219	267	347

NFC CENTRAL

Team	W	L	T	Pct	PF	PA
y-Detroit	9	7	0	.563	347	286
Green Bay	8	8	0	.500	429	439
Chicago	8	8	0	.500	311	301
Minnesota	8	8	0	.500	316	348
Tampa Bay	2	14	0	.125	241	380

NFC WEST

Team	W	L	T	Pct	PF	PA
y-San Francisco	10	6	0	.625	432	293
x-L.A. Rams	9	7	0	.563	361	344
New Orleans	8	8	0	.500	319	337
Atlanta	7	9	0	.438	370	389

x - Wild Card Qualifier; y - Division Title; * - Home-field Advantage

WILD CARD PLAYOFF GAMES

12/24 - at Seattle 31, Denver 7
12/26 - L.A. Rams 24, at Dallas 17

DIVISIONAL PLAYOFF GAMES

12/31 - Seattle 27, at Miami 20
12/31 - at San Francisco 24, Detroit 23
1/1 - at L.A. Raiders 38, Pittsburgh 10
1/1 - at Washington 51, L.A. Rams 7

CONFERENCE CHAMPIONSHIPS

1/8 - at L.A. Raiders 30, Seattle 14
1/8 - at Washington 24, San Francisco 21

SUPER BOWL XVIII (TAMPA, FLA.)

1/22 - L.A. Raiders 38, Washington 9



1982 DEFENSIVE STATS

(based on coaches' film review)

	TT	UT	A	S-YDS	I-YDS	FR
1 Gradishar	151	80	71	2-16	0-0	1
2 T. Jackson	86	47	39	1-1	1-8	0
3 Ryan	84	54	30	0-0	0-0	0
4 Evans	80	55	25	0-0	0-0	0
5 Smith	65	53	12	2-11	1-29	0
6 Jones	64	34	30	2-11	0-0	0
7 Chavous	62	35	27	5-42	0-0	0
8 L. Wright	54	44	10	1-11	2-18	1
9 Kyle	52	36	16	0-0	3-26	1
10 Harden	51	35	16	0-0	2-3	1
Carter	51	23	28	0-0	0-0	0
12 Wilson	48	33	15	0-0	2-22	1
Latimer	48	31	17	1-9	0-0	0
14 Trimble	20	12	8	0-0	0-0	0
Manor	20	10	10	2-11	0-0	0
16 Boyd	16	8	8	0-0	0-0	0
17 Thomas	14	9	5	0-0	1-0	0
18 Swenson	11	2	9	0-0	0-0	0
19 R. Jackson	5	2	3	0-0	0-0	0
Foley	5	1	4	0-0	0-0	0
21 Busick	4	1	3	0-0	0-0	0
TOTALS	991	605	386	16-112	12-106	5

1982 GAMES STARTED

OFFENSE	DEFENSE
QB DeBerg, Steve	5 DE Chavous, Barney
QB Herrmann, Mark	1 DE Jones, Rulon
QB Morton, Craig	3 NT Carter, Rubin
RB Parros, Rick	9 NT Latimer, Don
RB Preston, Dave	5 LB Evans, Larry
RB Willhite, Gerald	2 LB Gradishar, Randy
RB Winder, Sammy	2 LB Jackson, Tom
WR Upchurch, Rick	8 LB Ryan, Jim
WR Watson, Steve	9 CB Kyle, Aaron
TE Egloff, Ron	1 CB Wilson, Steve
TE Odums, Riley	6 CB Wright, Louis
TE Wright, Jim	3 S Foley, Steve
C Bryan, Billy	9 S Harden, Mike
T Lanier, Ken	9 S Smith, Dennis
T Minor, Claudie	7 S Trimble, Steve
T Uecker, Keith	2
G Glassick, Tom	9
G Studdard, Dave	9

1982 COACHES

Dan Reeves (Head Coach), **Marvin Bass** (Special Assistant), **Joe Collier** (Asst. Head Coach/Defense), **Rod Dowhower** (Offensive Coordinator/Wide Receivers), **Jerry Frei** (Offensive Line), **Stan Jones** (Defensive Line), **Richie McCabe** (Defensive Backs), **Nick Nicolau** (Running Backs), **Fran Polsto** (Tight Ends/Special Teams), **Bob Zeman** (Linebackers).

1982 LEADERS / RANKINGS

INDIVIDUAL	PLAYER	NO.	AFC RANK	NFL RANK	NFL LEADER	NO.
Points	Karlis	48	8	16	Benirschke (SD)	80
Rushing Yards	Willhite	347	15	28	McNeil (NYJ)	786
Passing Yards	DeBerg	1,405	8	19	Fouts (SD)	2,883
Passer Rating	DeBerg	67.2	7	20	Anderson (CIN)	95.3
Total Receiving Yards	Watson	555	9	12	Chandler (SD)	1,032
Receptions	Parros	37	10	15	D. Clark (SF)	60
Interceptions	Kyle	3	3t	4t	Walls (DAL)	7
Sacks	Chavous	15	11t	26t	Martin (MIN)	11.5
OFFENSE		NO.	AFC RANK	NFL RANK	NFL LEADER	NO.
Points Per Game		16.4	9	20	San Diego	32.0
Total Yards Per Game		315.2	7	15	San Diego	449.8
Yards Per Play		4.8	7t	16t	San Diego	6.6
Rushing Yards Per Game		113.1	9	17	Buffalo	152.3
Net Passing Yards Per Game		202.1	6	15	San Diego	325.2
DEFENSE		NO.	AFC RANK	NFL RANK	NFL LEADER	NO.
Points Per Game		25.1	12	25	Washington	14.2
Total Yards Per Game		352.1	11	24	Miami	256.9
Yards Per Play		5.1	9	20t	Miami	4.2
Rushing Yards Per Game		103.9	4	7	Pittsburgh	84.7
Net Passing Yards Per Game		248.2	12	26	Miami	114.1

1982 KEY AWARDS

Pro Bowl (3): LB Randy Gradishar, P Luke Prestridge, WR Rick Upchurch. **AP All-Pro** (2): P Luke Prestridge (first team), WR Rick Upchurch (first team).

1982 NFL STANDINGS

(As a result of a 57-day players' strike, the 1982 NFL regular-season schedule was reduced from 16 weeks to nine. At the conclusion of the regular season, the NFL conducted a 16-team postseason Super Bowl tournament. Eight teams from each conference were seeded 1-8 based on their records during the season.)

AFC

Team	W	L	T	Pct	PF	PA
1-L.A. Raiders	8	1	0	.889	260	200
2-Miami	7	2	0	.778	198	131
3-Cincinnati	7	2	0	.778	232	177
4-Pittsburgh	6	3	0	.667	204	146
5-San Diego	6	3	0	.667	288	221
6-New York Jets	6	3	0	.667	245	166
7-New England	5	4	0	.556	143	157
8-Cleveland	4	5	0	.444	140	182
Buffalo	4	5	0	.444	150	154
Seattle	4	5	0	.444	127	147
Kansas City	3	6	0	.333	176	184
Denver	2	7	0	.222	148	226
Houston	1	8	0	.111	136	245
Baltimore	0	8	1	.056	113	236

NFC

Team	W	L	T	Pct	PF	PA
1-Washington	8	1	0	.889	190	128
2-Dallas	6	3	0	.667	226	145
3-Green Bay	5	3	1	.611	226	169
4-Minnesota	5	4	0	.556	187	198
5-Atlanta	5	4	0	.556	183	199
6-St. Louis	5	4	0	.556	135	170
7-Tampa Bay	5	4	0	.556	158	178
8-Detroit	4	5	0	.444	181	176
New Orleans	4	5	0	.444	129	160
New York Giants	4	5	0	.444	164	160
San Francisco	3	6	0	.333	209	206
Chicago	3	6	0	.333	141	174
Philadelphia	3	6	0	.333	191	195
L.A. Rams	2	7	0	.222	200	250

FIRST ROUND PLAYOFF GAMES

- 1/8 – at Miami 28, New England 13
- 1/8 – at L.A. Raiders 27, Cleveland 10
- 1/8 – at Washington 31, Detroit 7
- 1/8 – at Green Bay 41, St. Louis 16
- 1/9 – New York Jets 44, at Cincinnati 17
- 1/9 – San Diego 31, at Pittsburgh 28
- 1/9 – at Minnesota 30, Atlanta 24
- 1/9 – at Dallas 30, Tampa Bay 17

SECOND ROUND PLAYOFF GAMES

- 1/15 – New York Jets 17, at L.A. Raiders 14
- 1/15 – at Washington 21, Minnesota 7
- 1/16 – at Miami 34, San Diego 13
- 1/16 – at Dallas 37, Green Bay 26

CONFERENCE CHAMPIONSHIPS

- 1/22 – at Washington 31, Dallas 17
- 1/23 – at Miami 14, New York Jets 0

SUPER BOWL XVII (PASADENA, CALIF.)

- 1/30 – Washington 27, Miami 17

1981 FINAL STATISTICS (10-6)

Head Coach: Dan Reeves AFC West: 2nd Home Stadium: Mile High Stadium

Date	W-L	Score	Opponent	Attendance	RUSHING	No.	Yds.	Avg.	Long	TD
Sept 6	W	9-7	Oakland	74,796	Parros	176	749	4.3	25	2
Sept 13	L	10-13	at Seattle	58,513	Preston	183	640	3.5	23	3
Sept 20	W	28-10	Baltimore	74,804	Reed	68	156	2.3	10	0
Sept 27	W	42-24	San Diego	74,844	Canada	33	113	3.4	11	3
Oct 4	W	17-0	at Oakland	51,035	Lytle	30	106	3.5	18	4
Oct 11	W	27-21	Detroit	74,816	Upchurch	5	56	11.2	37	0
Oct 18	L	14-28	at Kansas City	74,672	DeBerg	9	40	4.4	11	0
Oct 25	L	7-9	at Buffalo	77,757	Morton	8	18	2.3	5	0
Nov 2	W	19-17	Minnesota	74,834	Wright	1	11	11.0	11	0
Nov 8	W	23-20	Cleveland (OT)	74,859	Watson	2	6	3.0	6	0
Nov 15	W	24-7	at Tampa Bay	64,518	BRONCOS	515	1895	3.7	37	12
Nov 22	L	21-38	at Cincinnati	57,207	OPPONENTS	467	2005	4.3	82t	17
Nov 29	L	17-34	San Diego	51,533						
Dec 6	W	16-13	Kansas City	74,744	RECEIVING	No.	Yds.	Avg.	Long	TD
Dec 13	W	23-13	Seattle	74,527	Watson	60	1244	20.7	95t	13
Dec 20	L	24-35	at Chicago	40,125	Preston	52	507	9.8	37	0
					Odoms	38	516	13.6	28	5
					Reed	34	317	9.3	33	0
					Upchurch	32	550	17.2	63	3
					Parros	25	216	8.6	26	1
					Egloff	17	231	13.6	40	1
					Moses	15	246	16.4	30	1
					Lytle	6	47	7.8	14t	1
					Manning	3	49	16.3	34	0
					Canada	3	37	12.3	20	1
					Wright	3	22	7.3	14	1
					Studdard	1	10	10.0	10	0
					BRONCOS	289	3992	13.8	95t	27
					OPPONENTS	267	3168	11.9	65t	13

TEAM STATISTICS		Den	Opp
TOTAL FIRST DOWNS		306	268
Rushing		91	103
Passing		181	142
Penalty		34	23
3RD DOWN: MADE/ATT		86/230	74/219
3rd Down Pct.		37.4	33.8
TOTAL NET YARDS		5426	4878
Avg. Per Game		339.1	304.9
Total Plays		1062	1000
Avg. Per Play		5.1	4.9
NET YARDS RUSHING		1895	2005
Avg. Per Game		118.4	125.3
Total Rushes		515	467
Avg. Per Rush		3.7	4.3
NET YARDS PASSING		3531	2873
Avg. Per Game		220.7	179.6
Sacked/Yards Lost		61/461	36/295
Gross Yards		3992	3168
Att./Completions		485/289	497/267
Completion Pct.		59.6	53.7
Had Intercepted		21	23
Average per Pass Play		6.5	5.4
PUNTS/AVERAGE		86/40.4	88/43.1
NET PUNTING AVG		34.8	36.0
TOTAL RETURN YARDAGE		1584	1800
Punt Returns/Average		51/8.6	46/8.4
Kickoff Returns/Average		47/17.0	47/21.4
Intercept. Ret./Average		23/14.9	21/19.3
PENALTIES/YARDS		99/832	104/949
FUMBLES/BALL LOST		26/18	36/23
TOUCHDOWNS		39	35
Rushing		12	17
Passing		27	13
Returns		0	5
Extra Points Made/Attempts		36/38	34/35
Field Goals Made/Attempts		17/30	15/27
TOTAL POINTS		321	289

SCORE BY PERIODS	1	2	3	4	OT	Total
BRONCOS	67	91	74	86	3	321
OPPONENTS	63	80	71	75	0	289

SCORING	TD	Ru	Pa	Rt	PAT	FG	S	PTS
Steinfort	0	0	0	0	36/37	17/30	0	87
Watson	13	0	13	0	0/0	0/0	0	78
Lytle	5	4	1	0	0/0	0/0	0	30
Odoms	5	0	5	0	0/0	0/0	0	30
Canada	4	3	1	0	0/0	0/0	0	24
Upchurch	3	0	3	0	0/0	0/0	0	18
Parros	3	2	1	0	0/0	0/0	0	18
Preston	3	3	0	0	0/0	0/0	0	18
Egloff	1	0	1	0	0/0	0/0	0	6
Wright	1	0	1	0	0/0	0/0	0	6
Moses	1	0	1	0	0/0	0/0	0	6
Prestridge	0	0	0	0	0/1	0/0	0	0
BRONCOS	39	12	27	0	36/38	17/30	0	321
OPPONENTS	35	17	13	5	34/35	15/27	0	289

PASSING	Att.	Comp.	Yds.	Comp.%	Yd./Att.	TD	TD%	Int	Int%	LG	Sack/Lost	Rtg.
Morton	376	225	3195	59.8	8.50	21	5.6	14	3.7	95t	54/394	90.5
DeBerg	108	64	797	59.3	7.38	6	5.6	6	5.6	44	7/67	77.5
Reed	1	0	0	0.0	0.00	0	0.0	0	0.0	0	0/0	0.0
BRONCOS	485	289	3992	59.6	8.23	227	5.6	21	4.3	95t	61/461	86.7
OPPONENTS	497	267	3168	53.7	6.37	13	2.6	23	4.6	65t	36/295	62.8

RECEIVING	No.	Yds.	Avg.	Long	TD
Watson	60	1244	20.7	95t	13
Preston	52	507	9.8	37	0
Odoms	38	516	13.6	28	5
Reed	34	317	9.3	33	0
Upchurch	32	550	17.2	63	3
Parros	25	216	8.6	26	1
Egloff	17	231	13.6	40	1
Moses	15	246	16.4	30	1
Lytle	6	47	7.8	14t	1
Manning	3	49	16.3	34	0
Canada	3	37	12.3	20	1
Wright	3	22	7.3	14	1
Studdard	1	10	10.0	10	0
BRONCOS	289	3992	13.8	95t	27
OPPONENTS	267	3168	11.9	65t	13

INTERCEPTIONS	No.	Yds.	Avg.	Long	TD
Foley	5	81	16.2	24	0
Gradishar	4	38	9.5	16	0
Thompson	4	14	3.5	14	0
Swenson	3	53	17.7	32	0
Kyle	2	40	20.0	40	0
Harden	2	34	17.0	38	0
Smith	1	65	65.0	65	0
Manor	1	16	16.0	16	0
Evans	1	1	1.0	1	0
BRONCOS	23	342	14.9	65	0
OPPONENTS	21	405	19.3	69t	4

PUNTING	No.	Yds.	Avg.	TB	In20	Long	B
Prestridge	86	3478	40.4	5	20	67	0
OPPONENTS	88	3789	43.1	9	18	71	1

PUNT RETURNS	No.	FC	Yds.	Avg.	Long	TD
Manning	41	4	378	9.2	39	0
Upchurch	9	1	63	7.0	15	0
Kyle	1	0	0	0.0	0	0
BRONCOS	51	5	441	8.6	39	0
OPPONENTS	46	17	388	8.4	26	0

KICKOFF RETURNS	No.	Yds.	Avg.	Long	TD
Manning	26	514	19.8	31	0
Harden	11	178	16.2	23	0
Lytle	5	80	16.0	24	0
Canada	2	19	9.5	13	0
Egloff	1	7	7.0	7	0
Ryan	1	2	2.0	2	0
Preston	1	1	1.0	1	0
BRONCOS	47	801	17.0	31	0
OPPONENTS	47	1007	21.4	46	0

FIELD GOAL BREAKDOWN							
Distance	1-19	20-29	30-39	40-49	50+	Total	
Steinfort	0/0	6/9	5/11	6/8	0/2	17/30	
OPPONENTS	0/0	5/6	4/6	5/11	1/4	15/27	

SACKS: Jones 9.5, Chavous 4, Manor 4, Carter 3, Swenson 3, Latimer 2.5, Evans 2, Boyd 1, Gradishar 1, Thompson 1, Wright 1, TOTAL 32.0

1981 DEFENSIVE STATS

(based on coaches' film review)

	TT	UT	A	S-YDS	I-YDS	FR
1 Gradishar	258	168	90	1-8	4-38	0
2 Swenson	145	103	42	3-27	3-53	3
3 Jackson	144	95	49	4-33	0-0	1
4 Evans	126	81	45	2-10	1-1	1
5 Carter	101	67	34	3-18	0-0	1
6 Chavous	93	58	35	4-29	0-0	1
7 Thompson	91	59	32	1-9	4-14	2
8 Foley	87	53	34	0-0	5-81	1
9 Latimer	71	51	20	2.5-30	0-0	1
Jones	71	37	34	9.5-86	0-0	1
11 Kyle	68	62	6	0-0	2-40	4
12 D. Smith	45	42	3	0-0	1-65	2
13 Manor	39	27	12	4-35	1-16	0
14 Harden	37	23	14	0-0	2-34	1
15 P. Smith	35	32	3	0-0	0-0	0
16 Boyd	34	19	15	1-10	0-0	1
17 L. Wright	32	25	7	1-11	0-0	1
18 Ryan	22	15	7	0-0	0-0	0
19 Busick	1	1	0	0-0	0-0	2
Merrill	1	1	0	0-0	0-0	0
TOTALS	1,501	1,019	482	36-306	23-342	23

1981 GAMES STARTED

OFFENSE

QB Morton, Craig	16	DE Chavous, Barney	16
RB Parros, Rick	16	DE Jones, Rulon	16
RB Preston, Dave	15	NT Carter, Rubin	16
WR Moses, Haven	6	LB Evans, Larry	16
WR Upchurch, Rick	10	LB Gradishar, Randy	16
WR Watson, Steve	12	LB Jackson, Tom	16
WR Wilson, Steve	1	LB Swenson, Bob	16
TE Eglolf, Ron	5	CB Kyle, Aaron	16
TE Odums, Riley	15	CB Smith, Dennis	5
C Bryan, Billy	13	CB Smith, Perry	3
C Hyde, Glenn	3	CB Wright, Louis	8
T Clark, Kelvin	3	S Foley, Steve	12
T Lanier, Ken	1	S Harden, Mike	4
T Minor, Claudie	13	S Thompson, Billy	16
T Studdard, Dave	16		
G Glassic, Tom	16		
G Howard, Paul	15		

1981 COACHES

Dan Reeves (Head Coach), **Joe Collier** (Defensive Coordinator), **Rod Dowhower** (Wide Receivers), **Jerry Frei** (Offensive Line), **Reed Johnson** (Special Teams), **Stan Jones** (Defensive Line), **Charlie Lee** (Running Backs), **Richie McCabe** (Special Teams), **Nick Nicolau** (Special Assistant), **Fran Poltfoot** (Tight Ends), **Bob Zeman** (Linebackers).

1981 LEADERS / RANKINGS

INDIVIDUAL	PLAYER	NO.	AFC RANK	NFL RANK	NFL LEADER	NO.
Points	Steinfort	87	6	151	Murray (DET/Seafin (DAL)	121
Rushing Yards	Parros	749	12	24	Rogers (NO)	1,674
Passing Yards	Morton	3,195	6	11	Fouts (SD)	4,802
Passer Rating	Morton	90.6	21	21	Anderson (CIN)	98.4
Receiving Yards	Watson	1,244	11	31	Jenkins (ATL)	1,358
Receptions	Watson	60	13	24	Winslow (SD)	88
Interceptions	Foley	5	61	211	Walls (DAL)	11

OFFENSE	NO.	AFC RANK	NFL RANK	NFL LEADER	NO.
Points Per Game	20.1	9	17	San Diego	29.9
Total Yards Per Game	339.1	7	14	San Diego	421.5
Yards Per Play	5.1	71	141	San Diego	6.0
Rushing Yards Per Game	118.4	11	21	Detroit	174.7
Net Passing Yards Per Game	220.7	5	8	San Diego	296.2

DEFENSE	NO.	AFC RANK	NFL RANK	NFL LEADER	NO.
Points Per Game	18.1	4	9	Philadelphia	13.8
Total Yards Per Game	304.9	2	6	Philadelphia	277.9
Yards Per Play	4.9	31	91	New York Giants	4.2
Rushing Yards Per Game	125.3	7	13	Detroit	101.4
Net Passing Yards Per Game	179.6	2	5	Philadelphia	168.5

1981 KEY AWARDS

Pro Bowl (4): LB Randy Gradishar, LB Bob Swenson, S Billy Thompson, WR Steve Watson. **AP All-Pro (2):** LB Randy Gradishar (second team), LB Bob Swenson (first team).

1981 NFL STANDINGS

AFC EAST

Team	W	L	T	Pct	PF	PA
y-Miami	11	4	1	.719	345	275
x-New York Jets	10	5	1	.656	355	287
x-Buffalo	10	6	0	.625	311	276
New England	2	14	0	.125	322	370
Baltimore	2	14	0	.125	259	533

AFC CENTRAL

Team	W	L	T	Pct	PF	PA
*y-Cincinnati	12	4	0	.750	421	304
Pittsburgh	8	8	0	.500	356	297
Houston	7	9	0	.438	281	355
Cleveland	5	11	0	.313	276	375

AFC WEST

Team	W	L	T	Pct	PF	PA
y-San Diego	10	6	0	.625	478	390
Denver	10	6	0	.625	321	289
Kansas City	9	7	0	.563	343	290
Oakland	7	9	0	.438	273	343
Seattle	6	10	0	.375	322	388

NFC EAST

Team	W	L	T	Pct	PF	PA
y-Dallas	12	4	0	.750	367	277
x-Philadelphia	10	6	0	.625	368	221
x-New York Giants	9	7	0	.563	295	257
Washington	8	8	0	.500	347	349
St. Louis	7	9	0	.438	315	408

NFC CENTRAL

Team	W	L	T	Pct	PF	PA
y-Tampa Bay	9	7	0	.563	315	268
Detroit	8	8	0	.500	397	322
Green Bay	8	8	0	.500	324	361
Minnesota	7	9	0	.438	325	369
Chicago	6	10	0	.375	253	324

NFC WEST

Team	W	L	T	Pct	PF	PA
*y-San Francisco	13	3	0	.813	357	250
Atlanta	7	9	0	.438	426	355
Los Angeles	6	10	0	.375	303	351
New Orleans	4	12	0	.250	207	378

x - Wild Card Qualifier; y - Division Title; * - Home-field Advantage

WILD CARD PLAYOFF GAMES

12/27 - Buffalo 31, at New York Jets 27
12/27 - New York Giants 27, at Philadelphia 21

DIVISIONAL PLAYOFF GAMES

1/2 - San Diego 41, at Miami 38 (OT)
1/2 - at Dallas 38, Tampa Bay 0
1/3 - at Cincinnati 28, Buffalo 21
1/3 - at San Francisco 38, New York Giants 24

CONFERENCE CHAMPIONSHIPS

1/10 - at Cincinnati 27, San Diego 7
1/10 - at San Francisco 28, Dallas 27

SUPER BOWL XVI (PONTIAC, MICH.)

1/24 - San Francisco 26, Cincinnati 21

1980 FINAL STATISTICS (8-8)

Head Coach: Red Miller AFC West: 4th Home Stadium: Mile High Stadium

Date	W-L	Score	Opponent	Attendance	RUSHING	No.	Yds.	Avg.	Long	TD
Sept 7	L	6-27	at Philadelphia	70,307	Jensen	101	476	4.7	32	2
Sept 14	W	41-20	Dallas	74,919	Armstrong	106	470	4.4	20	4
Sept 21	L	13-30	San Diego	74,970	Preston	111	385	3.5	19	4
Sept 29	L	14-23	at New England	59,602	Lytle	57	223	3.9	35	1
Oct 5	W	19-16	at Cleveland	81,065	Keyworth	38	127	3.3	14	1
Oct 13	W	20-17	Washington	74,657	McCutcheon	12	52	4.3	12	0
Oct 19	L	17-23	Kansas City	74,459	Upchurch	5	49	9.8	21	0
Oct 26	W	14-9	at New York Giants	67,598	Robinson	21	47	2.2	22	3
Nov 2	L	16-20	Houston	74,717	Morton	21	29	1.4	9	1
Nov 9	W	20-13	at San Diego	51,435	Moorehead	6	7	3.5	4	0
Nov 16	W	31-24	New York Jets	72,114	Knapple	6	0	0.0	9	0
Nov 23	W	36-20	Seattle	73,274	BRONCOS	480	1865	3.9	35	16
Dec 1	L	3-9	at Oakland	51,583	OPPONENTS	554	2117	3.8	55	10
Dec 7	L	14-31	at Kansas City	40,237						
Dec 14	L	21-24	Oakland	73,974						
Dec 21	W	25-17	at Seattle	51,853						

TEAM STATISTICS	Den	Opp
TOTAL FIRST DOWNS	286	303
Rushing	107	125
Passing	158	158
Penalty	21	20
3RD DOWN: MADE/ATT	84/223	91/228
3rd Down Pct.	37.7	39.9
TOTAL NET YARDS	4642	5242
Avg. Per Game	290.1	327.6
Total Plays	992	1043
Avg. Per Play	4.7	5.0
NET YARDS RUSHING	1865	2117
Avg. Per Game	116.6	132.3
Total Rushes	480	554
NET YARDS PASSING	2777	3125
Avg. Per Game	173.6	195.3
Sacked/Yards Lost	44/330	39/324
Gross Yards	3107	3449
Att./Completions	467/262	449/270
Completion Pct.	56.1	60.1
Had Intercepted	25	16
Average per Pass Play	5.4	6.4
PUNTS/AVERAGE	70/43.9	70/41.6
NET PUNTING AVG	35.9	34.1
TOTAL RETURN YARDAGE	2041	2021
Punt Returns/Average	42/9.7	52/8.5
Kickoff Returns/Average	62/20.4	55/21.6
Intercept. Ret./Average	16/21.4	25/15.6
PENALTIES/YARDS	93/899	101/850
FUMBLES/BALL LOST	25/12	26/12
TOUCHDOWNS	33	34
Rushing	16	10
Passing	14	20
Returns	3	4
Extra Points Made/Attempts	32/33	32/34
Field Goals Made/Attempts	26/34	29/40
TOTAL POINTS	310	323

SCORE BY PERIODS	1	2	3	4	OT	Total
BRONCOS	63	90	86	71	0	310
OPPONENTS	39	158	38	88	0	323

SCORING	TD	Ru	Pa	Rt	PAT	FG	\$	PTS
Steinfort	0	0	0	0	32/33	26/34	0	110
Odoms	6	0	6	0	0/0	0/0	0	36
Moses	4	0	4	0	0/0	0/0	0	24
Preston	4	4	0	0	0/0	0/0	0	24
Armstrong	4	4	0	0	0/0	0/0	0	24
Robinson	3	3	0	0	0/0	0/0	0	18
Upchurch	3	0	3	0	0/0	0/0	0	18
Jensen	3	2	1	0	0/0	0/0	0	18
Lytle	1	1	0	0	0/0	0/0	0	6
Morton	1	1	0	0	0/0	0/0	0	6
Gradishar	1	0	0	1	0/0	0/0	0	6
Latimer	1	0	0	1	0/0	0/0	0	6
Keyworth	1	1	0	0	0/0	0/0	0	6
Thompson	1	0	0	1	0/0	0/0	0	6
Jones	0	0	0	0	0/0	0/0	1	2
BRONCOS	33	16	14	3	32/33	26/34	1	310
OPPONENTS	34	10	20	4	32/34	29/40	0	323

PASSING	Att.	Comp.	Yds.	Comp.%	Yd./Att.	TD	TD%	Int	Int%	LG	Sack/Lost	Rtg.
Morton	301	183	2150	60.8	7.14	12	4.0	13	4.3	41	26/190	77.8
Robinson	162	78	942	48.1	5.81	2	1.2	12	7.4	52	17/136	39.5
Knapple	4	1	15	25.0	3.75	0	0.0	0	0.0	15	0/0	42.7
McCutcheon	0	0	0	0.0	0.00	0	0.0	0	0.0	0	1/4	39.5
BRONCOS	467	262	3107	56.1	6.65	14	3.0	25	5.4	52	44/330	64.0
OPPONENTS	449	270	3449	60.1	7.68	20	4.5	16	3.6	56t	39/324	84.1

RECEIVING	No.	Yds.	Avg.	Long	TD
Jensen	49	377	7.7	28	1
Upchurch	46	605	13.2	35	3
Odoms	39	590	15.1	30	6
Moses	38	674	17.7	33	4
Preston	35	309	8.8	36	0
Lytle	18	177	9.8	37	0
Keyworth	7	87	5.8	22	0
Armstrong	7	23	3.3	8	0
Watson	6	146	24.3	52	0
Egloff	6	85	14.2	24	0
Brunson	1	15	15.0	15	0
McCutcheon	1	12	12.0	12	0
Larson	1	7	7.0	7	0
BRONCOS	262	3107	11.9	52	14
OPPONENTS	270	3449	12.8	56t	20

INTERCEPTIONS	No.	Yds.	Avg.	Long	TD
Foley	4	115	28.8	36	0
Gradishar	2	96	48.0	93t	1
Thompson	2	49	24.5	36	0
Smith	2	3	1.5	3	0
Ryan	1	21	21.0	21	0
Harvey	1	18	18.0	18	0
Latimer	1	15	15.0	15t	1
Evans	1	13	13.0	13	0
Jackson	1	11	11.0	11	0
Nairne	1	2	2.0	2	0
BRONCOS	16	343	21.4	93t	2
OPPONENTS	25	390	15.6	68t	2

PUNTING	No.	Yds.	Avg.	TB	In20	Long	B
Prestridge	70	3076	43.9	6	10	57	0
OPPONENTS	70	2914	41.6	6	13	64	0

PUNT RETURNS	No.	FC	Yds.	Avg.	Long	TD
Upchurch	37	6	353	9.5	34	0
Harden	2	0	36	18.0	23	0
Brunson	2	0	12	6.0	12	0
Preston	1	0	7	7.0	7	0
BRONCOS	42	6	408	9.7	34	0
OPPONENTS	52	4	443	8.5	75t	1

KICKOFF RETURNS	No.	Yds.	Avg.	Long	TD
Brunson	40	923	23.1	53	0
Harden	12	214	17.8	35	0
Preston	5	106	21.2	26	0
Lytle	1	19	19.0	19	0
Moorehead	1	18	18.0	18	0
Jensen	1	5	5.0	5	0
Watson	1	5	5.0	5	0
Ryan	1	0	0.0	0	0
BRONCOS	62	1290	20.8	53	0
OPPONENTS	55	1188	21.6	58	0

FIELD GOAL BREAKDOWN	Distance	1-19	20-29	30-39	40-49	50+	Total
Steinfort	2/2	5/5	4/5	10/14	5/8	26/34	
OPPONENTS	2/2	9/11	10/14	7/9	1/4	29/40	

SACKS: Jones 11.5, Boyd 9, T. Jackson 5.5, Chavous 4.5, Carter 3.5, Manor 2, Latimer 1, Evans 1, Gradishar 1, **TOTAL 39.0**

1980 DEFENSIVE STATS

(based on coaches' film review)

	TT	UT	A	S-YDS	I-YDS	FR
1 Gradishar	250	150	100	1-6	2-96	0
2 Evans	170	112	58	1-9	1-13	0
3 T. Jackson	169	106	63	5.5-53	0-0	0
4 Nairne	150	109	41	0-0	1-2	2
5 Thompson	122	81	41	0-0	2-49	0
6 Carter	111	76	35	3.5-36	0-0	2
7 Foley	106	77	29	0-0	4-115	0
8 Chavous	101	55	46	4.5-40	0-0	1
9 Jones	82	47	35	11.5-98	0-0	1
10 Wright	76	59	17	0-0	0-0	2
11 Kyle	72	53	19	0-0	0-0	1
12 Latimer	71	50	21	1-8	1-15	0
13 Manor	64	40	24	2-18	0-0	1
14 Boyd	42	27	15	9-87	0-0	1
15 Rizzo	35	22	13	0-0	0-0	0
16 Ryan	29	18	11	0-0	1-21	0
17 Harvey	27	20	7	0-0	1-18	0
18 Short	24	15	9	0-0	0-0	0
19 B. Jackson	23	17	6	0-0	1-11	0
20 P. Smith	7	5	2	0-0	2-3	0
21 Harden	3	3	0	0-0	0-0	0
TOTALS	1,734	1,142	592	39-355	16-343	11

1980 GAMES STARTED

OFFENSE	DEFENSE
QB Morton, Craig	9 DE Chavous, Barney
QB Robinson, Matt	7 DE Jones, Rulon
RB Armstrong, Otis	6 DE Manor, Brison
RB Jensen, Jim	13 NT Carter, Rubin
RB Keyworth, Jon	3 LB Evans, Larry
RB Preston, Dave	10 LB Gradishar, Randy
WR Moses, Haven	14 LB Jackson, Tom
WR Upchurch, Rick	14 LB Nairne, Rob
WR Watson, Steve	1 LB Rizzo, Joe
TE Egloff, Ron	4 CB Kyle, Aaron
TE Odoms, Riley	15 CB Smith, Perry
C Bryan, Billy	16 CB Wright, Louis
T Clark, Kelvin	5 S Foley, Steve
T Minor, Claudie	15 S Harvey, Maurice
T Studdard, Dave	12 S Jackson, Bernard
G Glassic, Tom	14 S Thompson, Billy
G Howard, Paul	13
G Hyde, Glenn	5

1980 COACHES

Red Miller (Head Coach), **Marv Braden** (Special Teams), **Joe Collier** (Defensive Coordinator), **Whitley Dovel** (Offensive Line), **Red Dowhower** (Offensive Coordinator), **Stan Jones** (Defensive Line), **Richie McCabe** (Defensive Backs), **Fran Polstoist** (Wide Receivers), **Paul Roach** (Offensive Backfield), **Bob Zeman** (Linebackers).

1980 LEADERS / RANKINGS

INDIVIDUAL	PLAYER	NO.	AFC RANK	NFL RANK	NFL LEADER	NO.
Points	Steinfert	110	3	4	Smith (NE)	129
Rushing Yards	Jensen	476	20	39	Campbell (HOU)	1934
Passing Yards	Morton	2,150	12	24	Fouts (SD)	4,715
Passer Rating	Morton	77.8	3	10	Sipe (CLE)	91.4
Receiving Yards	Moses	674	21	37	Jefferson (SD)	1,340
Receptions	Jensen	49	14	23	Winslow (SD)	89
Interceptions	Foley	4	7	7	Hayes (OAK)	13

OFFENSE	NO.	AFC RANK	NFL RANK	NFL LEADER	NO.
Points Per Game	19.4	9	16	Dallas	28.4
Total Yards Per Game	290.1	12	25	San Diego	400.6
Yards Per Play	4.7	10	21	San Diego	5.6
Rushing Yards Per Game	116.6	12	20	Los Angeles	174.9
Net Passing Yards Per Game	173.6	10	18	San Diego	283.2

DEFENSE	NO.	AFC RANK	NFL RANK	NFL LEADER	NO.
Points Per Game	20.2	8	16	Philadelphia	13.9
Total Yards Per Game	327.6	10	15	Buffalo	256.3
Yards Per Play	5.0	9	15	Philadelphia	4.3
Rushing Yards Per Game	132.3	12	20	Philadelphia	101.1
Net Passing Yards Per Game	195.3	9	15	Washington	156.5

1980 KEY AWARDS

All-Pro (2): LB Randy Gradishar (*The Sporting News*), K Fred Steinfert (*Pro Football Weekly*, *The Sporting News*). **Pro Football Weekly Golden Toe Award:** K Fred Steinfert.

1980 NFL STANDINGS

AFC EAST

Team	W	L	T	Pct	PF	PA
y-Buffalo	11	5	0	.688	320	260
New England	10	6	0	.625	441	325
Miami	8	8	0	.500	266	305
Baltimore	7	9	0	.438	355	387
New York Jets	4	12	0	.250	302	395

AFC CENTRAL

Team	W	L	T	Pct	PF	PA
y-Cleveland	11	5	0	.688	357	310
x-Houston	11	5	0	.688	295	251
Pittsburgh	9	7	0	.563	352	313
Cincinnati	6	10	0	.375	244	312

AFC WEST

Team	W	L	T	Pct	PF	PA
*y-San Diego	11	5	0	.688	418	327
x-Oakland	11	5	0	.688	364	306
Kansas City	8	8	0	.500	319	336
Denver	8	8	0	.500	310	323
Seattle	4	12	0	.250	291	408

NFC EAST

Team	W	L	T	Pct	PF	PA
y-Philadelphia	12	4	0	.750	384	222
x-Dallas	12	4	0	.750	454	311
Washington	6	10	0	.375	261	293
St. Louis	5	11	0	.313	299	350
New York Giants	4	12	0	.250	249	425

NFC CENTRAL

Team	W	L	T	Pct	PF	PA
y-Minnesota	9	7	0	.563	317	308
Detroit	9	7	0	.563	334	272
Chicago	7	9	0	.438	304	264
Tampa Bay	5	10	1	.344	271	341
Green Bay	5	10	1	.344	231	371

NFC WEST

Team	W	L	T	Pct	PF	PA
*y-Atlanta	12	4	0	.750	405	272
x-Los Angeles	11	5	0	.688	424	289
San Francisco	6	10	0	.375	320	415
New Orleans	1	15	0	.063	291	487

x - Wild Card Qualifier; y - Division Title; * - Home-field Advantage

WILD CARD PLAYOFF GAMES

12/28 - at Oakland 27, Houston 7
12/28 - at Dallas 34, Los Angeles 13

DIVISIONAL PLAYOFF GAMES

1/3 - at San Diego 20, Buffalo 14
1/3 - at Philadelphia 31, Minnesota 16
1/4 - Oakland 14, at Cleveland 12
1/4 - Dallas 30, at Atlanta 27

CONFERENCE CHAMPIONSHIPS

1/11 - Oakland 34, at San Diego 27
1/11 - at Philadelphia 20, Dallas 7

SUPER BOWL XV (NEW ORLEANS)

1/25 - Oakland 27, Philadelphia 10



1979 FINAL STATISTICS (10-6)

Head Coach: Red Miller AFC West: 2nd Home Stadium: Mile High Stadium

Date	W-L	Score	Opponent	Attendance	RUSHING	No.	Yds.	Avg.	Long	TD
Sept 2	W	10-0	Cincinnati	74,788	Armstrong	108	453	4.2	26	2
Sept 6	L	9-13	Los Angeles	74,884	Jensen	106	400	3.8	30	1
Sept 16	W	20-17	at Atlanta (OT)	57,677	Lytle	102	371	3.6	19	4
Sept 23	W	37-34	Seattle	74,879	Keyworth	81	323	4.0	17	1
Sept 30	L	3-27	at Oakland	52,632	Preston	43	169	3.9	18	1
Oct 7	W	7-0	San Diego	74,997	Canada	36	143	4.0	17	0
Oct 14	W	24-10	at Kansas City	74,292	Weese	18	116	6.4	20	3
Oct 22	L	7-42	at Pittsburgh	49,699	Prestridge	1	29	29.0	29	0
Oct 28	W	20-3	Kansas City	74,908	Morton	23	13	0.6	7	1
Nov 4	W	10-3	New Orleans	74,482	Upchurch	3	17	5.7	18	0
Nov 11	W	45-10	New England	74,379	Dixon	3	9	3.0	7	0
Nov 18	W	38-28	at San Francisco	42,910	Odoms	1	-7	-7.0	-7	0
Nov 25	L	10-14	Oakland	74,186	BRONCOS	525	2036	3.8	30	13
Dec 2	W	19-16	at Buffalo	37,886	OPPONENTS	502	1693	3.4	72	16
Dec 8	L	23-28	at Seattle	60,038						
Dec 17	L	7-17	at San Diego	51,906						

TEAM STATISTICS	Den	Opp
TOTAL FIRST DOWNS	306	273
Rushing	130	100
Passing	149	146
Penalty	27	27
3RD DOWN: MADE/ATT	77/222	95/248
3rd Down Pct.	34.7	38.3
TOTAL NET YARDS	5142	4852
Avg. Per Game	321.4	303.3
Total Plays	1044	1033
Avg. Per Play	4.9	4.7
NET YARDS RUSHING	2040	1693
Avg. Per Game	127.5	105.8
Total Rushes	524	502
NET YARDS PASSING	3102	3159
Avg. Per Game	193.9	197.4
Sacked/Yards Lost	44/331	19/162
Gross Yards	3433	3321
Att./Completions	476/260	512/296
Completion Pct.	54.6	57.8
Had Intercepted	23	19
PUNTS/AVERAGE	89/39.9	88/42.1
NET PUNTING AVG	33.0	34.1
PENALTIES/YARDS	116/1006	118/1033
FUMBLES/BALL LOST	35/18	30/19
TOUCHDOWNS	36	31
Rushing	13	16
Passing	18	11
Returns	5	4
TOTAL POINTS	289	262

SCORE BY PERIODS	1	2	3	4	OT	Total
BRONCOS	64	83	99	40	3	289
OPPONENTS	37	107	44	74	0	262

SCORING	TD	Ru	Pa	Rt	PAT	FG	S	PTS
Turner	0	0	0	0	32/34	13/21	0	71
Upchurch	7	0	7	0	0/0	0/0	0	42
Moses	6	0	6	0	0/0	0/0	0	36
Lytle	4	4	0	0	0/0	0/0	0	24
Weese	3	3	0	0	0/0	0/0	0	18
Armstrong	3	2	1	0	0/0	0/0	0	18
Preston	2	1	1	0	0/0	0/0	0	12
Jensen	2	1	1	0	0/0	0/0	0	12
Morton	1	1	0	0	0/0	0/0	0	6
Keyworth	1	1	0	0	0/0	0/0	0	6
Odoms	1	0	1	0	0/0	0/0	0	6
Studdard	1	0	1	0	0/0	0/0	0	6
Swenson	1	0	0	1	0/0	0/0	0	6
Nairne	1	0	0	1	0/0	0/0	0	6
Thompson	1	0	0	1	0/0	0/0	0	6
Wright	1	0	0	1	0/0	0/0	0	6
Carter	1	0	0	1	0/0	0/0	0	6
TEAM	0	0	0	0	0/0	0/0	1	2
BRONCOS	36	13	18	5	32/34	13/21	1	289
OPPONENTS	31	16	11	4	31/31	15/26	0	262

RECEIVING	No.	Yds.	Avg.	Long	TD
Upchurch	64	937	14.6	47	7
Moses	54	943	17.5	64t	6
Odoms	40	638	16.0	45	1
Jensen	19	144	7.6	25t	1
Preston	19	137	7.2	19	1
Keyworth	18	132	7.3	18	0
Armstrong	14	138	9.9	17	1
Lytle	13	93	7.2	12	0
Watson	6	83	13.8	22	0
Egloff	5	70	14.0	22	0
Dolbin	3	74	24.7	45	0
Canada	3	36	12.0	15	0
Turner	1	6	6.0	6	0
Studdard	1	2	2.0	2t	1
BRONCOS	260	3433	13.2	64t	18
OPPONENTS	296	3321	11.2	65	11

INTERCEPTIONS	No.	Yds.	Avg.	Long	TD
Foley	6	14	2.3	7	0
Thompson	4	57	14.3	28	0
Swenson	3	0	0.0	0	0
Rizzo	2	25	12.5	25	0
Wright	2	20	10.0	15	0
T. Jackson	1	34	34.0	34	0
West	1	26	26.0	26	0
B. Jackson	0	*13	—	13	0
BRONCOS	19	189	9.9	34	0
OPPONENTS	23	291	12.7	50t	1

*return yardage gained by lateral

PUNTING	No.	Yds.	Avg.	TB	In20	Long	B
Prestridge	89	3555	39.9	7	17	63	0
OPPONENTS	88	3705	42.1	15	20	62	0

PUNT RETURNS	No.	FC	Yds.	Avg.	Long	TD
Upchurch	30	5	304	10.1	44	0
Preston	7	1	78	11.1	22	0
Pane	5	3	20	4.0	10	0
West	1	0	-1	-1.0	-1	0
BRONCOS	43	9	401	9.3	44	0
OPPONENTS	52	11	480	9.2	33	0

KICKOFF RETURNS	No.	Yds.	Avg.	Long	TD
Pane	18	354	19.7	30	0
Preston	13	336	25.8	37	0
Upchurch	5	79	15.8	26	0
B. Jackson	4	53	13.3	21	0
Dixon	3	53	17.7	24	0
Canada	3	31	10.3	18	0
Grant	1	25	25.0	25	0
Armstrong	1	21	21.0	21	0
Kinney	1	14	14.0	14	0
Egloff	0	0	0.0	0	0
BRONCOS	50	966	19.3	37	0
OPPONENTS	57	1173	20.6	85t	1

FIELD GOAL BREAKDOWN	Distance	1-19	20-29	30-39	40-49	50+	Total
Turner	1/1	7/9	4/8	1/3	0/0	0/0	13/21
OPPONENTS	0/0	9/10	4/7	2/8	0/1	15/26	

TURNER: (37N,37G) () (24G,32N,24G) (27G) (32N, 19G) () (28G,40B) () (27G,37N) (49G) (32G) (30G) (23G,22N,28N,32G) (41N,29G) ()

SACKS: Manor 6.5, Chavous 4, T. Jackson 3.5, Evans 1.5, Latimer 1, Radford 1, Thompson 1, Grant 1, **TOTAL 19.0**

PASSING	Att.	Comp.	Yds.	Comp.%	Yd./Att.	TD	TD%	Int	Int%	LG	Sack/Lost	Rtg.
Morton	370	204	2626	55.1	7.10	16	4.3	19	5.1	64t	31/245	70.6
Weese	97	53	731	54.6	7.54	1	1.0	3	3.1	50t	13/86	69.4
Penrose	5	2	44	40.0	8.80	0	0.0	1	20.0	29	0/0	70.3
Keyworth	1	1	32	100.0	32.00	1	100.0	0	0.0	32t	0/0	158.3
Preston	1	0	0	0.0	0.00	0	0.0	0	0.0	0	0/0	39.5
Upchurch	1	0	0	0.0	0.00	0	0.0	0	0.0	0	0/0	39.5
Prestridge	1	0	0	0.0	0.00	0	0.0	0	0.0	0	0/0	39.5
BRONCOS	476	260	3433	54.6	7.21	18	3.8	23	4.8	64t	44/331	70.3
OPPONENTS	512	296	3321	57.8	6.49	11	2.1	19	3.7	65	19/162	68.8



1979 DEFENSIVE STATS

(based on coaches' film review)

	TT	UT	A	S-YDS	I-YDS	FR
1 Gradishar	235	146	89	0-0	0-0	1
2 Swenson	163	110	53	0-0	3-0	4
3 Chavous	122	82	40	4-31	0-0	0
4 Rizzo	121	85	36	0-0	2-25	1
5 T. Jackson	107	71	36	3.5-25	1-34	2
6 Manor	102	72	30	6.5-59	0-0	1
7 Thompson	101	74	27	1-9	4-57	1
8 Carter	91	46	45	0-0	0-0	2
9 Wright	90	73	17	0-0	2-20	0
10 Foley	79	62	17	0-0	6-14	1
11 Grant	66	43	23	0.5-7	0-0	1
12 Latimer	64	44	20	1-9	0-0	1
13 Evans	59	46	13	1.5-15	0-0	0
West	59	37	22	0-0	1-26	1
15 B. Jackson	56	34	22	0-0	0-0	0
16 Nairne	46	32	14	0-0	0-0	0
17 Radford	17	9	8	1-6	0-0	1
18 Pane	6	4	2	0-0	0-0	0
19 Ryan	5	4	1	0-0	0-0	1
20 Lathrop	1	1	0	0-0	0-0	0
TOTALS	1,590	1,075	515	19-161	19-189	18

1979 GAMES STARTED

OFFENSE

DEFENSE

QB Morton, Craig	10	DE Chavous, Barney	16
QB Weese, Norris	6	DE Manor, Brison	16
RB Armstrong, Otis	1	NT Carter, Rubin	15
RB Jensen, Jim	7	NT Latimer, Don	1
RB Keworth, Jon	9	LB Evans, Larry	4
RB Lytle, Rob	12	LB Gradishar, Randy	15
RB Preston, Dave	3	LB Jackson, Tom	13
WR Moses, Haven	16	LB Nairne, Rob	4
WR Upchurch, Rick	16	LB Rizzo, Joe	12
TE Egloff, Ron	4	LB Swenson, Bob	16
TE Odums, Riley	12	CB Foley, Steve	16
C Bryan, Billy	16	CB Wright, Louis	16
T Minor, Claudie	16	S Jackson, Bernard	9
T Studdard, Dave	16	S Thompson, Billy	16
G Glassic, Tom	16	S West, Charlie	7
G Howard, Paul	16		

1979 COACHES

Red Miller (Head Coach), **Marv Braden** (Special Teams), **Joe Collier** (Defensive Coordinator), **Whitley Dovell** (Offensive Line), **Stan Jones** (Defensive Line), **Richie McCabe** (Defensive Backs), **Babe Parilli** (Quarterbacks), **Fran Poltfoot** (Wide Receivers), **Paul Roach** (Offensive Backfield), **Bob Zeman** (Linebackers).

1979 LEADERS / RANKINGS

INDIVIDUAL	PLAYER	NO.	AFC RANK	NFL RANK	NFL LEADER	NO.
Points	Turner	71	11	18	Smith (NE)	115
Rushing Yards	Armstrong	453	22	44	Campbell (HOU)	1,697
Passing Yards	Morton	2,626	10	16	Fouts (SD)	4,082
Passer Rating	Morton	70.7	11	16	Staubach (DAL)	92.3
Receiving Yards	Moses	943	9	15	Largent (SEA)	1,237
Receptions	Upchurch	64	5	9	Washington (BAL)	82
Interceptions	Foley	6	4t	6t	Reinhardt (HOU)	12

OFFENSE	NO.	AFC RANK	NFL RANK	NFL LEADER	NO.
Points Per Game	18.1	11	20	Pittsburgh	26.0
Total Yards Per Game	321.4	8	12	Pittsburgh	391.1
Yards Per Play	4.9	6	9	Pittsburgh	5.8
Rushing Yards Per Game	127.5	9	18	New York Jets	165.4
Net Passing Yards Per Game	193.9	9	13	San Diego	244.7

DEFENSE	NO.	AFC RANK	NFL RANK	NFL LEADER	NO.
Points Per Game	16.4	3t	5t	Tampa Bay	14.8
Total Yards Per Game	303.3	5	10	Tampa Bay	246.8
Yards Per Play	4.7	5	11	Tampa Bay	3.9
Rushing Yards Per Game	105.8	1	1	Denver	105.8
Net Passing Yards Per Game	197.4	11	23	Tampa Bay	129.8

1979 KEY AWARDS

Pro Bowl (4): LB Randy Gradishar, LB Tom Jackson, WR Rick Upchurch, CB Louis Wright. **AP All-Pro (3):** LB Randy Gradishar (second team), WR Rick Upchurch (second team), CB Louis Wright (first team).

1979 NFL STANDINGS

AFC EAST

Team	W	L	T	Pct	PF	PA
y-Miami	10	6	0	.625	341	257
New England	9	7	0	.563	411	326
New York Jets	8	8	0	.500	337	383
Buffalo	7	9	0	.438	268	279
Baltimore	5	11	0	.313	271	351

AFC CENTRAL

Team	W	L	T	Pct	PF	PA
y-Pittsburgh	12	4	0	.750	416	262
x-Houston	11	5	0	.688	362	331
Cleveland	9	7	0	.563	359	352
Cincinnati	4	12	0	.250	337	421

AFC WEST

Team	W	L	T	Pct	PF	PA
*y-San Diego	12	4	0	.750	411	246
x-Denver	10	6	0	.625	289	262
Seattle	9	7	0	.563	378	372
Oakland	9	7	0	.563	365	337
Kansas City	7	9	0	.438	238	262

NFC EAST

Team	W	L	T	Pct	PF	PA
*y-Dallas	11	5	0	.688	371	313
x-Philadelphia	11	5	0	.688	339	282
Washington	10	6	0	.625	348	295
New York Giants	6	10	0	.375	237	323
St. Louis	5	11	0	.313	307	358

NFC CENTRAL

Team	W	L	T	Pct	PF	PA
y-Tampa Bay	10	6	0	.625	273	237
x-Chicago	10	6	0	.625	306	249
Minnesota	7	9	0	.438	259	337
Green Bay	5	11	0	.313	246	316
Detroit	2	14	0	.125	219	365

NFC WEST

Team	W	L	T	Pct	PF	PA
y-Los Angeles	9	7	0	.563	323	309
New Orleans	8	8	0	.500	370	360
Atlanta	6	10	0	.375	300	388
San Francisco	2	14	0	.125	308	416

x - Wild Card Qualifier; y - Division Title; * - Home-field Advantage

WILD CARD PLAYOFF GAMES

12/23 - at Houston 13, Denver 7

12/23 - at Philadelphia 27, Chicago 17

DIVISIONAL PLAYOFF GAMES

12/29 - Houston 17, at San Diego 14

12/29 - at Tampa Bay 24, Philadelphia 17

12/30 - at Pittsburgh 34, Miami 14

12/30 - Los Angeles 21, at Dallas 19

CONFERENCE CHAMPIONSHIPS

1/6 - at Pittsburgh 27, Houston 13

1/6 - Los Angeles 9, at Tampa Bay 0

SUPER BOWL XIV (PASADENA, CALIF.)

1/20 - Pittsburgh 31, Los Angeles 19

1978 FINAL STATISTICS (10-6)

Head Coach: Red Miller AFC West: 1st Home Stadium: Mile High Stadium

Date	W-L	Score	Opponent	Attendance	RUSHING	No.	Yds.	Avg.	Long	TD
Sept 3	W	14-6	Oakland	74,904	Perrin	108	455	4.2	28	4
Sept 11	L	9-12	at Minnesota (OT)	46,508	Keyworth	112	444	4.0	30	3
Sept 17	W	27-14	San Diego	74,983	Armstrong	112	381	3.4	20	1
Sept 24	W	23-17	at Kansas City (OT)	60,593	Canada	79	365	4.6	47	3
Oct 1	W	28-7	Seattle	74,989	Lytle	81	341	4.2	25	2
Oct 8	L	0-23	at San Diego	50,077	Preston	66	296	4.5	16	1
Oct 16	W	16-7	Chicago	75,008	Morton	17	71	4.2	12	0
Oct 22	L	6-7	at Baltimore	54,057	Weese	17	48	2.8	8	1
Oct 29	W	20-17	at Seattle (OT)	62,948	Upchurch	5	31	6.2	11	0
Nov 5	L	28-31	New York Jets	74,983	Foley	1	14	14.0	14	0
Nov 12	W	19-7	at Cleveland	70,856	Odoms	2	5	2.5	7	0
Nov 19	W	16-3	Green Bay	74,965	Penrose	1	0	0.0	0	0
Nov 23	L	14-17	at Detroit	71,785	BRONCOS	601	2451	4.0	47	15
Dec 3	W	21-6	at Oakland	53,932	OPPONENTS	549	1979	3.6	76	12
Dec 10	W	24-3	Kansas City	74,149						
Dec 16	L	17-21	Pittsburgh	74,104						

TEAM STATISTICS	Den	Opp
TOTAL FIRST DOWNS	294	251
Rushing	129	106
Passing	137	120
Penalty	28	25
3RD DOWN: MADE/ATT	81/226	88/249
3rd Down Pct.	35.8	35.3
TOTAL NET YARDS	4829	4448
Avg. Per Game	301.8	278.0
Total Plays	1039	1016
Avg. Per Play	4.6	4.4
NET YARDS RUSHING	2451	1979
Avg. Per Game	143.2	123.7
Total Rushes	601	549
NET YARDS PASSING	2378	2469
Avg. Per Game	148.6	154.3
Sacked/Yards Lost	48/332	30/243
Gross Yards	2710	2712
Att./Completions	391/217	438/246
Completion Pct.	55.5	56.2
Had Intercepted	17	31
PUNTS/AVERAGE	96/36.4	88/39.9
NET PUNTING AVG	32.8	29.9
PENALTIES/YARDS	132/1092	114/894
FUMBLES/BALL LOST	28/17	28/13
TOUCHDOWNS	36	21
Rushing	15	12
Passing	17	9
Returns	4	0
TOTAL POINTS	282	198

SCORE BY PERIODS	1	2	3	4	OT	Total
BRONCOS	58	55	71	89	9	282
OPPONENTS	44	75	50	26	3	198

SCORING	TD	Ru	Pa	Rt	PAT	FG	S	PTS
Turner	0	0	0	0	31/35	11/22	0	64
Odoms	6	0	6	0	0/0	0/0	0	36
Perrin	5	4	1	0	0/0	0/0	0	30
Moses	5	0	5	0	0/0	0/0	0	30
Keyworth	4	3	1	0	0/0	0/0	0	24
Canada	3	3	0	0	0/0	0/0	0	18
Armstrong	2	1	1	0	0/0	0/0	0	12
Upchurch	2	0	1	1	0/0	0/0	0	12
Lytle	2	2	0	0	0/0	0/0	0	12
Preston	2	1	1	0	0/0	0/0	0	12
Weese	1	1	0	0	0/0	0/0	0	6
Thompson	1	0	0	1	0/0	0/0	0	6
Gradishar	1	0	0	1	0/0	0/0	0	6
T. Jackson	1	0	0	1	0/0	0/0	0	6
Egloff	1	0	1	0	0/0	0/0	0	6
Alzado	0	0	0	0	0/0	0/0	1	2
BRONCOS	36	15	17	4	31/35	11/22	1	282
OPPONENTS	21	12	9	0	21/21	17/27	0	198

RECEIVING	No.	Yds.	Avg.	Long	TD
Odoms	54	829	15.4	42t	6
Moses	37	744	20.1	42	5
Dolbin	24	284	11.8	21	0
Preston	24	199	8.3	21	1
Keyworth	21	166	7.9	20	1
Upchurch	17	210	12.4	29t	1
Armstrong	12	98	8.2	19	1
Perrin	10	54	5.4	13	1
Canada	6	37	6.2	12	0
Lytle	6	37	6.2	10	0
Egloff	4	33	8.3	15	1
Kinney	1	23	23.0	23	0
Turner	1	-4	-4.0	-4	0
BRONCOS	217	2710	12.4	42t	17
OPPONENTS	246	2712	11.0	75t	9

INTERCEPTIONS	No.	Yds.	Avg.	Long	TD
B. Jackson	6	128	21.2	38	0
Foley	6	84	14.0	30	0
Gradishar	4	19	4.8	8	0
Thompson	4	0	0.0	0	0
T. Jackson	3	28	9.3	28t	1
Rizzo	3	10	3.3	10	0
Turk	2	36	18.0	22	0
Wright	2	2	1.0	2	0
Swenson	1	0	0.0	0	0
BRONCOS	31	307	9.9	38	1
OPPONENTS	17	195	11.5	61	0

PUNTING	No.	Yds.	Avg.	TB	In20	Long	B
Dilts	96	3494	36.4	6	23	73	0
OPPONENTS	88	3510	39.9	15	14	60	2

PUNT RETURNS	No.	FC	Yds.	Avg.	Long	TD
Upchurch	36	2	493	13.7	75t	1
Preston	10	0	68	6.8	23	0
West	3	2	20	6.7	12	0
Thompson	1	0	3	3.0	3	0
Pane	1	0	-2	-2.0	1	0
BRONCOS	51	4	582	11.4	75t	1
OPPONENTS	47	21	226	4.8	55	0

KICKOFF RETURNS	No.	Yds.	Avg.	Long	TD
Perrin	12	256	21.3	33	0
B. Jackson	9	209	23.2	40	0
Upchurch	8	222	27.8	41	0
Preston	7	154	22.0	32	0
Keyworth	2	24	12.0	13	0
Pane	1	29	29.0	29	0
West	1	24	24.0	24	0
Schultz	1	20	20.0	20	0
Turk	1	14	14.0	14	0
BRONCOS	42	952	22.6	41	0
OPPONENTS	52	1223	23.5	51	0

FIELD GOAL BREAKDOWN	Distance	1-19	20-29	30-39	40-49	50+	Total
Turner		1/1	3/4	3/7	4/8	0/2	11/22
OPPONENTS		2/3	8/9	4/7	3/8	0/0	17/27

SACKS: Alzado 9, Carter 6.5, Chavous 4, T. Jackson 3, Latimer 2, Rizzo 2, Swenson 1.5, Grant 1.5, Nairne 1, Manor 0.5, **TOTAL 31.0**

PASSING	Att.	Comp.	Yds.	Comp.%	Yd./Att.	TD	TD%	Int	Int%	LGt	Sack/Lost	Rtg.
Morton	267	146	1802	54.7	6.75	11	4.1	8	3.0	42t	36/238	76.9
Weese	87	55	723	63.2	8.31	4	4.6	5	5.7	31	12/94	80.9
Penrose	37	16	185	43.2	5.00	2	5.4	4	10.8	29	0/0	37.3
BRONCOS	391	217	2710	55.5	6.93	17	4.3	17	4.3	42t	48/332	73.6
OPPONENTS	438	246	2712	56.2	6.19	9	2.1	31	7.1	75t	30/243	52.1

1978 DEFENSIVE STATS

(based on coaches' film review)

	TT	UT	A	S-YDS	I-YDS	FR
1 Gradishar	286	196	90	0-0	4-19	2
2 Swenson	174	104	70	1.5-8	1-0	1
3 Carter	142	83	59	6.5-43	0-0	1
Rizzo	142	78	64	2-0	3-10	1
5 T. Jackson	126	67	59	3-23	3-28	0
6 Chavous	121	66	55	4-35.5	0-0	0
7 Alzado	118	77	41	9-68.5	0-0	0
8 Thompson	107	75	32	0-0	4-0	2
9 B. Jackson	91	60	31	0-0	6-128	0
10 Wright	77	59	18	0-0	2-2	2
11 Foley	56	47	9	0-0	6-84	0
12 Manor	47	29	18	0.5-9	0-0	0
13 Latimer	42	32	10	2-21	0-0	0
14 Nairne	35	19	16	1-8	0-0	0
15 Turk	29	17	12	0-0	2-36	0
Grant	29	16	13	1.5-18	0-0	2
17 Smith	25	11	14	0-0	0-0	1
18 Evans	18	10	8	0-0	0-0	0
19 West	17	6	11	0-0	0-0	0
TOTALS	1,682	1,052	630	31-234	31-307	12

1978 GAMES STARTED

OFFENSE		DEFENSE	
QB Morton, Craig	13	DE Alzado, Lyle	16
QB Penrose, Craig	2	DE Chavous, Barney	16
QB Weese, Norris	1	NT Carter, Rubin	16
RB Armstrong, Otis	9	LB Gradishar, Randy	16
RB Keyworth, Jon	16	LB Jackson, Tom	16
RB Lytle, Rob	7	LB Nairne, Bob	1
WR Dotbin, Jack	14	LB Rizzo, Joe	15
WR Moses, Haven	16	LB Swenson, Bob	15
TE Moore, Bob	2	LB Turk, Godwin	1
TE Odums, Riley	16	CB Foley, Steve	16
C Bryan, Billy	12	CB Wright, Louis	16
C Maples, Bobby	5	S Jackson, Bernard	16
T Bain, Bill	1	S Thompson, Billy	16
T Minor, Claudie	16		
T Neville, Tom	15		
G Glassic, Tom	10		
G Howard, Paul	13		
G Hyde, Glenn	5		
G Schindler, Steve	3		

1978 COACHES

Red Miller (Head Coach), **Marv Braden** (Special Teams), **Joe Collier** (Defensive Coordinator), **Ken Gray** (Offensive Line), **Stan Jones** (Defensive Line), **Richie McCabe** (Defensive Backs), **Babe Parilli** (Quarterbacks), **Fran Poltfoot** (Wide Receivers), **Paul Roach** (Offensive Backfield), **Bob Zeman** (Linebackers).

1978 LEADERS / RANKINGS

INDIVIDUAL	PLAYER	NO.	AFC RANK	NFL RANK	NFL LEADER	NO.
Points	Turner	64	14	241	Corral (LA)	118
Rushing Yards	Perrin	455	28	55	Campbell (HOU)	1,450
Passing Yards	Morton	1,802	12	23	Tarkenton (MIN)	3,468
Passer Rating	Morton	76.9	5	7	Staubach (DAL)	84.9
Receiving Yards	Odums	829	6	10	Largent (SEA)	1,168
Receptions	Odums	54	6	12	Young (MIN)	88
Interceptions	Foley/B. Jackson	6	21	51	Darden (CLE)	10

OFFENSE	NO.	AFC RANK	NFL RANK	NFL LEADER	NO.
Points Per Game	17.6	11	15	Dallas	24.0
Total Yards Per Game	301.8	10	14	New England	372.8
Yards Per Play	4.6	121	161	New England	5.5
Rushing Yards Per Game	143.2	5	8	New England	197.8
Net Passing Yards Per Game	148.6	9	17	San Diego	222.9

DEFENSE	NO.	AFC RANK	NFL RANK	NFL LEADER	NO.
Points Per Game	12.4	2	2	Pittsburgh	12.2
Total Yards Per Game	278.0	2	6	Los Angeles	243.3
Yards Per Play	4.4	2	61	Los Angeles	4.1
Rushing Yards Per Game	123.7	3	6	Dallas	107.6
Net Passing Yards Per Game	154.3	2	8	Buffalo	134.8

1978 KEY AWARDS

Pro Bowl (7): DE Lyle Alzado, LB Randy Gradishar, LB Tom Jackson, TE Riley Odums, S Billy Thompson, WR Rick Upchurch, CB Louis Wright. **AP All-Pro (5):** DE Lyle Alzado (first team), LB Randy Gradishar (first team), LB Tom Jackson (first team), WR Rick Upchurch (first team), CB Louis Wright (first team). **AP NFL Defensive Player of the Year:** LB Randy Gradishar. **UPI AFC Defensive Player of the Year:** LB Randy Gradishar.

1978 NFL STANDINGS

AFC EAST

Team	W	L	T	Pct	PF	PA
y-New England	11	5	0	.688	358	286
x-Miami	11	5	0	.688	372	254
New York Jets	8	8	0	.500	359	364
Buffalo	5	11	0	.313	302	354
Baltimore	5	11	0	.313	239	421

AFC CENTRAL

Team	W	L	T	Pct	PF	PA
*y-Pittsburgh	14	2	0	.875	356	195
x-Houston	10	6	0	.625	283	298
Cleveland	8	8	0	.500	334	356
Cincinnati	4	12	0	.250	252	284

AFC WEST

Team	W	L	T	Pct	PF	PA
y-Denver	10	6	0	.625	282	198
Oakland	9	7	0	.563	311	283
Seattle	9	7	0	.563	345	358
San Diego	9	7	0	.563	355	309
Kansas City	4	12	0	.250	243	327

NFC EAST

Team	W	L	T	Pct	PF	PA
y-Dallas	12	4	0	.750	384	208
x-Philadelphia	9	7	0	.563	270	250
Washington	8	8	0	.500	273	283
New York Giants	6	10	0	.375	264	298
St. Louis	6	10	0	.375	248	296

NFC CENTRAL

Team	W	L	T	Pct	PF	PA
y-Minnesota	8	7	1	.531	294	306
Green Bay	8	7	1	.531	249	269
Detroit	7	9	0	.438	290	300
Chicago	7	9	0	.438	253	274
Tampa Bay	5	11	0	.313	241	259

NFC WEST

Team	W	L	T	Pct	PF	PA
*y-Los Angeles	12	4	0	.750	316	245
x-Atlanta	9	7	0	.563	240	290
New Orleans	7	9	0	.438	281	298
San Francisco	2	14	0	.125	219	350

x - Wild Card Qualifier; y - Division Title; * - Home-field Advantage

WILD CARD PLAYOFF GAMES

12/24 - Houston 17, at Miami 13
12/24 - at Atlanta 14, Philadelphia 13

DIVISIONAL PLAYOFF GAMES

12/30 - at Pittsburgh 33, Denver 10
12/30 - at Dallas 27, Atlanta 20
12/31 - Houston 31, at New England 14
12/31 - at Los Angeles 34, Minnesota 10

CONFERENCE CHAMPIONSHIPS

1/7 - at Pittsburgh 34, Houston 5
1/7 - Dallas 28, at Los Angeles 0

SUPER BOWL XIII (MIAMI)

1/21 - Pittsburgh 35, Dallas 31

1977 FINAL STATISTICS (12-2)

Head Coach: Red Miller AFC West: 1st Home Stadium: Mile High Stadium

Date	W-L	Score	Opponent	Attendance	RUSHING	No.	Yds.	Avg.	Long	TD
Sept 18	W	7-0	St. Louis	75,002	Armstrong	130	489	3.8	35	4
Sept 25	W	26-6	Buffalo	74,737	Perrin	110	456	4.1	62	3
Oct 2	W	24-13	at Seattle	53,108	Lytle	104	408	3.9	21	1
Oct 9	W	23-7	Kansas City	74,718	Keyworth	83	311	3.7	16	1
Oct 16	W	30-7	at Oakland	53,616	Jensen	40	143	3.6	12	1
Oct 23	W	24-13	at Cincinnati	54,395	Morton	31	125	4.0	15	4
Oct 30	L	14-24	Oakland	75,007	Weese	11	56	5.1	21	1
Nov 6	W	21-7	Pittsburgh	74,967	Penrose	4	24	6.0	17	0
Nov 13	W	17-14	at San Diego	45,211	Upchurch	1	19	19.0	19t	1
Nov 20	W	14-7	at Kansas City	54,050	Dolbin	2	12	6.0	14	0
Nov 27	W	27-13	Baltimore	74,939	Klick	1	1	1.0	1	0
Dec 4	W	24-14	at Houston	46,875	Dilts	1	0	0.0	0	0
Dec 11	W	17-9	San Diego	74,905	Moses	5	-1	-0.2	8	0
Dec 18	L	6-14	at Dallas	63,752	BRONCOS	523	2043	3.9	62	16
					OPPONENTS	470	1531	3.3	65	5

TEAM STATISTICS	Den	Opp
TOTAL FIRST DOWNS	223	217
Rushing	101	77
Passing	107	123
Penalty	15	17
3RD DOWN: MADE/ATT	72/210	71/221
3rd Down Pct.	34.3	32.1
TOTAL NET YARDS	3906	3775
Avg. Per Game	279.0	269.6
Total Plays	886	931
Avg. Per Play	4.4	4.1
NET YARDS RUSHING	2043	1531
Avg. Per Game	145.9	109.4
Total Rushes	523	470
Avg. Per Rush	3.9	3.3
NET YARDS PASSING	1863	2244
Avg. Per Game	133.1	160.3
Sacked/Yards Lost	50/402	35/312
Gross Yards	2265	2556
Att./Completions	314/163	426/235
Completion Pct.	51.9	55.2
Had Intercepted	12	25
PUNTS/AVERAGE	91/39.2	95/40.7
NET PUNTING AVG	33.7	31.3
PUNT RETURNS/AVG	58/12.3	54/7.4
KICKOFF RETURNS/AVG	34/21.5	50/21.7
INTERCEPTIONS/RET.	25/19.6	12/14.3
PENALTIES/YARDS	91/883	97/718
FUMBLES/BALL LOST	28/15	27/14
TOUCHDOWNS	34	18
Rushing	16	5
Passing	15	11
Returns	3	2
EXTRA POINTS/ATTEMPTS	31/34	16/18
FIELD GOALS/ATTEMPTS	13/19	8/22
TOTAL POINTS	274	148

SCORE BY PERIODS	1	2	3	4	OT	Total
BRONCOS	68	72	60	74	0	274
OPPONENTS	45	46	40	17	0	148

SCORING	TD	Ru	Pa	Rt	PAT	FG	S	PTS
Turner	1	0	1	0	31/34	13/19	0	76
Armstrong	4	4	0	0	0/0	0/0	0	24
Moses	4	4	0	0	0/0	0/0	0	24
Morton	4	4	0	0	0/0	0/0	0	24
Perrin	4	3	1	0	0/0	0/0	0	24
Upchurch	4	1	2	1	0/0	0/0	0	24
Dolbin	3	0	3	0	0/0	0/0	0	18
Odoms	3	0	3	0	0/0	0/0	0	18
Lytle	2	1	1	0	0/0	0/0	0	12
Wright	1	0	0	1	0/0	0/0	0	6
Keyworth	1	1	0	0	0/0	0/0	0	6
Jensen	1	1	0	0	0/0	0/0	0	6
Weese	1	1	0	0	0/0	0/0	0	6
Jackson	1	0	0	1	0/0	0/0	0	6
BRONCOS	34	16	15	3	31/34	13/19	0	274
OPPONENTS	18	5	11	2	16/18	8/22	0	148

RECEIVING	No.	Yds.	Avg.	Long	TD
Odoms	37	429	11.6	33	3
Moses	27	539	20.0	35	4
Dolbin	26	443	17.0	81t	3
Armstrong	18	128	7.1	20	0
Lytle	17	198	11.6	47t	1
Upchurch	12	245	20.4	45	2
Keyworth	11	48	4.4	14	0
Perrin	6	106	17.8	41t	1
Jensen	4	63	15.8	34	0
Egloff	2	27	13.5	20	0
Klick	2	14	7.0	11	0
Turner	1	25	25.0	25t	1
BRONCOS	163	2265	13.9	81t	15
OPPONENTS	235	2556	10.0	51	9

INTERCEPTIONS	No.	Yds.	Avg.	Long	TD
Thompson	5	122	24.4	38	0
T. Jackson	4	95	23.8	73t	1
Wright	3	128	42.7	59	1
Gradishar	3	56	18.7	28	0
Rizzo	3	49	16.3	38	0
Foley	3	22	7.3	11	0
B. Jackson	1	13	13.0	13	0
Smith	1	6	6.0	6	0
Evans	1	0	0.0	0	0
Swenson	1	0	0.0	0	0
BRONCOS	25	491	19.6	73t	2
OPPONENTS	12	172	14.3	29	0

PUNTING	No.	Yds.	Avg.	TB	In20	Long
Dilts	90	3525	39.2	5	20	63
Weese	1	38	38.0	0	0	38
BRONCOS	91	3563	39.2	5	20	63
OPPONENTS	95	3868	40.7	9	13	74

PUNT RETURNS	No.	FC	Yds.	Avg.	Long	TD
Upchurch	51	6	653	12.8	87t	1
Schultz	1	0	11	11.0	11	0
Pane	6	2	48	8.0	14	0
BRONCOS	58	8	712	12.3	87t	1
OPPONENTS	54	8	397	7.4	29	0

KICKOFF RETURNS	No.	Yds.	Avg.	Long	TD
Perrin	3	72	24.0	32	0
Upchurch	20	456	22.8	32	0
Schultz	6	135	22.5	33	0
Pane	1	16	16.0	16	0
Keyworth	1	15	15.0	15	0
Hyde	1	15	15.0	15	0
Grant	1	8	8.0	8	0
Nairne	1	1	1.0	1	0
Dolbin	0	*14	—	14	0
BRONCOS	34	732	21.5	33	0
OPPONENTS	50	1084	21.7	41	0

*return yardage gained by lateral

FIELD GOAL BREAKDOWN	Distance	1-19	20-29	30-39	40-49	50+	Total
Turner	0/0	3/4	7/10	3/5	0/0	0/0	13/19
OPPONENTS	1/1	2/3	1/5	4/9	0/4	0/22	

SACKS: Alzado 8, Chavous 8, Carter 6, T. Jackson 4, Manor 4, Gradishar 3, Swenson 2, Rizzo 1, Thompson 1, **TOTAL 37.0**

PASSING	Att.	Comp.	Yds.	Comp.%	Yd./Att.	TD	TD%	Int	Int%	LG	Sack/Lost	Rtg.
Morton	254	131	1929	51.6	7.59	14	5.5	8	3.1	81t	43/338	82.1
Penrose	40	21	217	52.5	5.43	0	0.0	4	10.0	35	5/49	28.9
Weese	20	11	119	55.0	5.95	1	5.0	0	0.0	31	2/15	89.4
BRONCOS	314	163	2265	51.9	7.21	15	4.8	12	3.8	81t	50/402	75.6
OPPONENTS	426	235	2556	55.2	6.00	11	2.6	25	5.9	51	35/312	57.2



1977 DEFENSIVE STATS

(based on coaches' film review)

	TT	UT	A	SACKS	I-YDS	FR
1 Gradishar	219	145	74	3	3-56	4
2 Swenson	135	89	46	2	1-0	0
3 Rizzo	123	72	51	1	3-49	1
4 Alzado	119	80	39	8	0-0	2
5 T. Jackson	116	77	39	4	4-95	0
6 Carter	113	71	42	6	0-0	0
7 Thompson	95	69	26	1	5-122	2
8 Chavous	82	51	31	8	0-0	0
9 Wright	77	57	20	0	3-128	0
10 B. Jackson	72	42	30	0	1-13	0
11 Foley	71	58	13	0	3-22	0
12 Grant	51	39	12	0	0-0	1
13 Manor	38	25	13	4	0-0	0
14 Smith	26	19	7	0	1-6	1
15 Turk	22	16	6	0	0-0	0
16 Polt	16	12	4	0	0-0	0
17 Evans	6	4	2	0	1-0	1
18 Pane	5	1	4	0	0-0	0
19 Nairne	2	1	1	0	0-0	0
20 Baska	1	1	0	0	0-0	0
21 Howard	0	0	0	0	0-0	1
TOTALS	1,389	929	460	37	25-491	13

1977 GAMES STARTED

OFFENSE	DEFENSE
QB Morton, Craig	14 DE Alzado, Lyle
RB Armstrong, Otis	10 DE Chavous, Barney
RB Keyworth, Jon	9 DE Manor, Brison
RB Lytle, Rob	4 DE Smith, Paul
RB Perrin, Lonnie	5 NT Carter, Rubin
WR Dolbin, Jack	13 LB Gradishar, Randy
WR Moses, Haven	14 LB Jackson, Tom
WR Upchurch, Rick	1 LB Rizzo, Joe
TE Odums, Riley	14 LB Swenson, Bob
C Montler, Mike	14 LB Turk, Godwin
T Maurer, Andy	13 CB Foley, Steve
T Minor, Claude	14 CB Pane, Chris
T Schindler, Steve	1 CB Wright, Louis
G Glassic, Tom	14 S Jackson, Bernard
G Howard, Paul	14 S Polt, Randy
	S Thompson, Billy

1977 COACHES

Red Miller (Head Coach), Marv Braden (Special Teams), Joe Collier (Defensive Coordinator), Bob Gambold (Defensive Backs), Ken Gray (Offensive Line), Stan Jones (Defensive Line), Myrel Moore (Linebackers), Babe Parilli (Quarterbacks), Fran Poltfoot (Wide Receivers), Paul Roach (Offensive Backfield).

1977 LEADERS / RANKINGS

INDIVIDUAL	PLAYER	NO.	AFC RANK	NFL RANK	NFL LEADER	NO.
Points	Turner	76	7	12	Mann (OAK)	99
Rushing Yards	Armstrong	489	22	40	Payton (CHI)	1,852
Passing Yards	Morton	1,929	9	13	Ferguson (BUF)	2,803
Passer Rating	Morton	82.1	2	4	Griese (MIA)	87.8
Receiving Yards	Moses	539	19	32	Burrough (HOU)	816
Receptions	Odoms	37	18t	31t	Mitchell (BAL)	71
Interceptions	Thompson	5	10t	16t	Blackwood (BAL)	10
			AFC RANK	NFL RANK	NFL LEADER	NO.
Points Per Game		19.6	8	10	Oakland	25.1
Total Yards Per Game		279.0	12	17	Dallas	343.7
Yards Per Play		4.4	12t	17t	St. Louis	5.1
Rushing Yards Per Game		145.9	7	11	Chicago	200.8
Net Passing Yards Per Game		133.1	11	15	Buffalo	200.2
			AFC RANK	NFL RANK	NFL LEADER	NO.
Points Per Game		10.6	1	3	Atlanta	9.2
Total Yards Per Game		269.6	4	9	Dallas	229.5
Yards Per Play		4.1	1	3t	Dallas	3.7
Rushing Yards Per Game		109.4	1	1	Denver	109.4
Net Passing Yards Per Game		160.3	12	25	Atlanta	98.9

1977 KEY AWARDS

Pro Bowl (5): DE Lyle Alzado, LB Randy Gradishar, LB Tom Jackson, S Billy Thompson, CB Louis Wright. **AP All-Pro (4):** DE Lyle Alzado (first team), LB Randy Gradishar (first team), LB Tom Jackson (first team), S Billy Thompson (first team). **AP NFL Coach of the Year:** Red Miller. **K.C. 101 Club NFL Coach of the Year:** Red Miller.

1977 NFL STANDINGS

AFC EAST

Team	W	L	T	Pct	PF	PA
y-Baltimore	10	4	0	.714	295	221
Miami	10	4	0	.714	313	197
New England	9	5	0	.643	278	217
Buffalo	3	11	0	.214	160	313
New York Jets	3	11	0	.214	191	300

AFC CENTRAL

Team	W	L	T	Pct	PF	PA
y-Pittsburgh	9	5	0	.643	283	243
Cincinnati	8	6	0	.571	238	235
Houston	8	6	0	.571	299	230
Cleveland	6	8	0	.429	269	267

AFC WEST

Team	W	L	T	Pct	PF	PA
*y-Denver	12	2	0	.857	274	148
x-Oakland	11	3	0	.786	351	230
San Diego	7	7	0	.500	222	205
Seattle	5	9	0	.357	282	373
Kansas City	2	12	0	.143	225	349

NFC EAST

Team	W	L	T	Pct	PF	PA
*y-Dallas	12	2	0	.857	345	212
Washington	9	5	0	.643	196	189
St. Louis	7	7	0	.500	272	287
Philadelphia	5	9	0	.357	220	207
New York Giants	5	9	0	.357	181	265

NFC CENTRAL

Team	W	L	T	Pct	PF	PA
y-Minnesota	9	5	0	.643	231	227
x-Chicago	9	5	0	.643	255	253
Detroit	6	8	0	.429	183	252
Green Bay	4	10	0	.286	134	219
Tampa Bay	2	12	0	.143	103	223

NFC WEST

Team	W	L	T	Pct	PF	PA
y-Los Angeles	10	4	0	.714	302	146
Atlanta	7	7	0	.500	179	129
San Francisco	5	9	0	.357	220	260
New Orleans	3	11	0	.214	232	336

x - Wild Card Qualifier; y - Division Title; * - Home-field Advantage

DIVISIONAL PLAYOFF GAMES

12/24 - Oakland 37, at Baltimore 31 (OT)

12/24 - at Denver 34, Pittsburgh 21

12/26 - at Dallas 37, Chicago 7

12/26 - Minnesota 14, at Los Angeles 7

CONFERENCE CHAMPIONSHIPS

1/1 - at Denver 20, Oakland 17

1/1 - at Dallas 23, Minnesota 6

SUPER BOWL XII (NEW ORLEANS)

1/15 - Dallas 27, Denver 10

1976 FINAL STATISTICS (9-5)

Head Coach: John Ralston AFC West: 2nd Home Stadium: Mile High Stadium

Date	W-L	Score	Opponent	Attendance	RUSHING	No.	Yds.	Avg.	Long	TD
Sept 12	L	7-17	at Cincinnati	53,464	Armstrong	247	1008	4.1	31	5
Sept 19	W	46-3	New York Jets	62,519	Keyworth	122	349	2.9	13	3
Sept 26	W	44-13	Cleveland	62,758	Weese	33	142	6.2	20	0
Oct 3	W	26-0	San Diego	62,486	Perrin	27	118	3.2	14	2
Oct 10	L	3-17	at Houston	47,928	Kick	31	114	3.7	19	1
Oct 17	L	10-17	Oakland	63,241	Upchurch	6	7	11.8	25	1
Oct 24	W	35-26	at Kansas City	57,961	Ramsey	13	51	3.9	15	0
Oct 31	L	6-19	at Oakland	52,169	Odoms	3	36	12.0	15	2
Nov 7	W	48-13	Tampa Bay	62,503	Franckowiak	12	25	2.1	7	0
Nov 14	W	17-0	at San Diego	32,017	Van Heusen	1	20	20.0	20	0
Nov 21	W	14-13	New York Giants	62,961	Dolbin	2	5	2.5	8	0
Nov 28	L	14-38	at New England	61,128	Penrose	2	-3	-1.5	-1	0
Dec 5	W	17-16	Kansas City	57,995	Moses	1	-4	-4.0	-4	0
Dec 12	W	28-14	at Chicago	44,459	BRONCOS	500	1932	3.9	31	14
					OPPONENTS	496	1709	3.4	26	14

TEAM STATISTICS	Den	Opp
TOTAL FIRST DOWNS	239	222
Rushing	106	90
Passing	114	104
Penalty	19	28
3RD DOWN: MADE/ATT	69/193	73/222
3rd Down Pct.	35.8	32.9
TOTAL NET YARDS	4136	3734
Avg. Per Game	295.4	266.7
Total Plays	901	919
Avg. Per Play	4.6	4.1
NET YARDS RUSHING	1932	1709
Avg. Per Game	138.0	122.1
Total Rushes	500	496
Avg. Per Rush	3.9	3.4
NET YARDS PASSING	2204	2025
Avg. Per Game	157.4	144.6
Sacked/Yards Lost	48/306	32/240
Gross Yards	2510	2265
Att./Completions	353/168	391/214
Completion Pct.	47.6	54.7
Had Intercepted	22	24
PUNTS/AVERAGE	84/35.1	91/37.3
NET PUNTING AVG	29.9	28.5
PUNT RETURNS/AVG	51/12.5	43/8.7
KICKOFF RETURNS/AVG	46/23.4	50/24.1
MISC. RETURNS/AVG	12/5.7	6/0.9
INTERCEPTIONS/RET.	24/19.0	22/11.8
PENALTIES/YARDS	105/986	88/715
FUMBLES/BALL LOST	23/12	23/13
TOUCHDOWNS	39	25
Rushing	14	14
Passing	15	8
Returns	10	3
EXTRA POINTS/ATT	36/39	20/25
FIELD GOALS/ATT	15/21	12/27
TOTAL POINTS	315	206

SCORE BY PERIODS	1	2	3	4	OT	Total
BRONCOS	70	71	88	86	0	315
OPPONENTS	30	87	36	83	0	206

SCORING	TD	Ru	Pa	Rt	PAT	FG	S	PTS
Turner	0	0	0	0	36/39	15/21	0	81
Moses	7	0	7	0	0/0	0/0	0	42
Armstrong	6	5	1	0	0/0	0/0	0	36
Upchurch	6	1	1	4	0/0	0/0	0	36
Odoms	5	2	3	0	0/0	0/0	0	30
Keyworth	4	3	1	0	0/0	0/0	0	24
Kick	2	2	1	0	0/0	0/0	0	12
Perrin	2	0	0	0	0/0	0/0	0	12
Rowser	2	0	0	2	0/0	0/0	0	12
Dolbin	1	0	1	0	0/0	0/0	0	6
Jackson	1	0	0	1	0/0	0/0	0	6
Poiti	1	0	0	1	0/0	0/0	0	6
Gradihar	1	0	0	1	0/0	0/0	0	6
Jones	1	0	0	1	0/0	0/0	0	6
BRONCOS	39	14	15	10	36/39	15/21	0	315
OPPONENTS	25	14	8	3	20/25	12/28	0	206

RECEIVING	No.	Yds.	Avg.	Long	TD
Armstrong	39	457	11.7	36t	1
Odoms	30	477	15.9	47t	3
Moses	25	498	19.9	71t	7
Keyworth	22	201	9.1	31	1
Dolbin	19	354	18.6	40	1
Upchurch	12	340	28.3	59t	1
Kick	10	78	7.8	19	1
Franckowiak	4	42	10.5	11	0
Perrin	4	35	8.8	15	0
Schultz	2	29	14.5	16	0
Lyons	1	-1	-1.0	-1	0
BRONCOS	168	2510	14.9	71t	15
OPPONENTS	214	2265	10.6	58	8

INTERCEPTIONS	No.	Yds.	Avg.	Long	TD
Jackson	7	136	19.4	46t	1
Rowser	4	104	26.0	41t	2
Foley	4	95	23.8	34	0
Gradihar	3	44	14.7	31t	1
Swenson	2	26	13.0	26	0
Jones	2	7	3.5	7	0
Rizzo	1	8	8.0	8	0
Poiti	0	0	0.0	0	0
Wright	0	*32	-	32	0
BRONCOS	24	452	18.8	65	4
OPPONENTS	22	260	11.8	38	0

*return yardage gained by lateral						
PUNTING	No.	Yds.	Avg.	TB	In20	Long
Weese	52	1852	35.6	1	5	55
Van Heusen	31	1093	35.3	2	4	52
BRONCOS	*84	2945	35.1	3	9	55
OPPONENTS	91	3391	37.3	8	23	64

*Includes one team punt for 0 yards						
PUNT RETURNS	No.	FC	Yds.	Avg.	Long	TD
Upchurch	39	3	536	13.7	92t	4
Thompson	6	0	60	10.0	20	0
Foley	5	0	42	8.4	16	0
Schultz	1	2	2	2.0	2	0
BRONCOS	51	5	640	12.5	92t	4
OPPONENTS	43	1	372	8.7	64t	1

KICKOFF RETURNS	No.	Yds.	Avg.	Long	TD
Perrin	14	391	27.9	43	0
Schultz	3	82	27.3	38	0
Upchurch	22	514	23.4	64	0
Hyde	1	17	17.0	17	0
Brown	3	41	13.7	14	0
Franckowiak	2	22	11.0	14	0
Goodman	1	8	8.0	8	0
BRONCOS	46	1075	23.4	64	0
OPPONENTS	50	1206	24.1	43	0

FIELD GOAL BREAKDOWN					
Distance	1-19	20-29	30-39	40-49	50+
Turner	1/1	7/8	4/5	3/7	—
OPPONENTS	1/2	4/6	3/7	4/11	0/2

TURNER: (20G,30G) (47G) (40W,47G,25G,36G, 27G) (31G,49S) () (21G,28G) (19G,33G) (44B, 42G) (44S) () (38B,20G) (27HU)

SACKS: Chavous 8, Gradihar 7, Carter 4, T. Jackson 4, P. Smith 3, Hammond 1, Jones 1, Swenson 1, Rizzo 1, Moore 1, Dolbin 1, TOTAL 32.0

PASSING	Att.	Comp.	Yds.	Comp.%	Yd./Att.	TD	TD%	Int	Int%	LG	Sack/Lost	Rtg.
Ramsey	270	128	1931	47.4	7.15	11	4.1	13	4.8	71t	39/261	65.1
Weese	47	24	314	51.1	6.68	1	2.1	6	12.8	43	9/45	39.9
Penrose	36	16	265	44.4	7.36	3	8.3	3	8.3	41	0/0	62.8
BRONCOS	353	168	2510	47.6	7.11	15	4.2	22	6.2	71t	48/306	59.6
OPPONENTS	391	214	2265	54.7	5.79	8	2.0	24	6.1	58	32/240	53.1



1976 DEFENSIVE STATS

(based on unofficial press box statistics)

	TT	UT	A	SACKS	I-YDS	FR
1 Gradishar	137	101	36	7	3-44	1
2 Thompson	83	60	23	0	0-0	0
3 Jackson	77	58	19	4	7-136	2
4 Rizzo	76	59	17	1	1-8	0
5 Swenson	75	55	20	1	2-31	1
6 Carter	70	51	19	4	0-0	1
7 Chavous	60	44	16	8	0-0	0
8 Wright	50	39	11	0	0-0	0
9 Rowser	43	34	9	0	4-104	1
10 Foley	42	33	9	0	4-95	0
11 Turk	37	26	11	0	0-0	1
12 Smith	31	21	10	3	0-0	0
13 Jones	29	27	2	1	2-7	1
Grant	29	22	7	0	0-0	0
15 Baska	18	12	6	0	0-0	1
16 Evans	16	13	3	0	0-0	1
17 White	10	9	1	0	0-0	1
18 Moore	6	6	0	1	0-0	0
Polti	6	4	2	0	1-0	0
Pane	6	3	3	0	0-0	0
21 Hammond	5	4	1	1	0-0	0
22 Hardee	1	1	0	0	0-0	0
Dolbin	1	1	0	1	0-0	0
TOTALS	908	683	225	32	24-425	11

1976 GAMES STARTED

OFFENSE		DEFENSE	
QB Penrose, Craig	2	DE Chavous, Barney	14
QB Ramsey, Steve	12	DE Smith, Paul	10
RB Armstrong, Otis	14	DE Turk, Godwin	2
RB Frankowiak, Mike	1	DE White, Jim	1
RB Keyworth, Jon	13	DT Alzado, Lyle	1
WR Dolbin, Jack	5	DT Carter, Rubin	14
WR Moses, Haven	14	DT Grant, John	10
WR Upchurch, Rick	9	LB Gradishar, Randy	14
TE Odoms, Riley	14	LB Jackson, Tom	14
C Maples, Bobby	10	LB Rizzo, Joe	12
C Olson, Phil	4	LB Swenson, Bob	6
T Bain, Bill	13	CB Foley, Steve	6
T Minor, Claudie	14	CB Jones, Calvin	8
T Montgomery, Marv	1	CB Wright, Louis	14
G Glasick, Tom	14	S Rowser, John	14
G Lyons, Tommy	14	S Thompson, Billy	14

1976 COACHES

John Ralston (Head Coach), **Max Coley** (Offensive Coordinator/Backfield), **Joe Collier** (Defensive Coordinator), **Kay Dalton** (Wide Receivers), **Bob Gambold** (Defensive Backs), **Mike Giddings** (Asst. Offensive Line), **Charley Johnson** (Quarterbacks), **Stan Jones** (Defensive Line), **Myrel Moore** (Linebackers), **Doc Ulrich** (Offensive Line).

1976 LEADERS / RANKINGS

INDIVIDUAL	PLAYER	NO.	AFC RANK	NFL RANK	NFL LEADER	NO.
Points	Turner	81	6t	13	Linhart (BAL)	109
Rushing Yards	Armstrong	1,008	6	11	Simpson (BUF)	1,503
Passing Yards	Ramsey	1,931	8	13	Jones (BAL)	3,104
Passer Rating	Ramsey	65.1	9	14	Stabler (OAK)	103.4
Receiving Yards	Moses	498	18	36	Carr (BAL)	1,112
Receptions	Armstrong	39	19	33	Lane (KC)	66
Interceptions	Jackson	7	3t	6t	Jackson, M. (LA)	10

OFFENSE	NO.	AFC RANK	NFL RANK	NFL LEADER	NO.
Points Per Game	22.5	6	7	Baltimore	26.1
Total Yards Per Game	295.4	11	16	Baltimore	374.0
Yards Per Play	4.6	10t	14t	Oakland	5.5
Rushing Yards Per Game	138.0	10	19	Pittsburgh	212.2
Net Passing Yards Per Game	157.4	7	12	Baltimore	209.5

DEFENSE	NO.	AFC RANK	NFL RANK	NFL LEADER	NO.
Points Per Game	14.7	2	6	Pittsburgh	9.9
Total Yards Per Game	266.7	3	8	Pittsburgh	237.4
Yards Per Play	4.1	2	5t	Pittsburgh	3.8
Rushing Yards Per Game	122.1	2	3	Pittsburgh	104.1
Net Passing Yards Per Game	144.6	4	12	Minnesota	112.5

1976 KEY AWARDS

Pro Bowl (2): RB Otis Armstrong, WR Rick Upchurch. **AP All-Pro** (1): KR Rick Upchurch (first team).

1976 NFL STANDINGS

AFC EAST

Team	W	L	T	Pct	PF	PA
y-Baltimore	11	3	0	.786	417	246
x-New England	11	3	0	.786	376	236
Miami	6	8	0	.429	263	264
New York Jets	3	11	0	.214	169	383
Buffalo	2	12	0	.143	245	363

AFC CENTRAL

Team	W	L	T	Pct	PF	PA
y-Pittsburgh	10	4	0	.714	342	138
Cincinnati	10	4	0	.714	335	210
Cleveland	9	5	0	.643	267	287
Houston	5	9	0	.357	222	273

AFC WEST

Team	W	L	T	Pct	PF	PA
*y-Oakland	13	1	0	.929	350	237
Denver	9	5	0	.643	315	206
San Diego	6	8	0	.429	248	285
Kansas City	5	9	0	.357	290	376
Tampa Bay	0	14	0	.000	125	412

NFC EAST

Team	W	L	T	Pct	PF	PA
y-Dallas	11	3	0	.786	296	194
x-Washington	10	4	0	.714	291	217
St. Louis	10	4	0	.714	309	267
Philadelphia	4	10	0	.286	165	286
New York Giants	3	11	0	.214	170	250

NFC CENTRAL

Team	W	L	T	Pct	PF	PA
*y-Minnesota	11	2	1	.821	305	176
Chicago	7	7	0	.500	253	216
Detroit	6	8	0	.429	262	220
Green Bay	5	9	0	.357	218	299

NFC WEST

Team	W	L	T	Pct	PF	PA
y-Los Angeles	10	3	1	.750	351	190
San Francisco	8	6	0	.571	270	190
Atlanta	4	10	0	.286	172	312
New Orleans	4	10	0	.286	253	346
Seattle	2	12	0	.143	229	429

x - Wild Card Qualifier; y - Division Title; * - Home-field Advantage

DIVISIONAL PLAYOFF GAMES

12/18 - at Oakland 24, New England 21
 12/18 - at Minnesota 35, Washington 20
 12/19 - Pittsburgh 40, at Baltimore 14
 12/19 - Los Angeles 14, at Dallas 12

CONFERENCE CHAMPIONSHIPS

12/26 - at Oakland 24, Pittsburgh 7
 12/26 - at Minnesota 24, Los Angeles 13

SUPER BOWL XI (PASADENA, CALIF.)

1/9 - Oakland 32, Minnesota 14

1975 FINAL STATISTICS (6-8)

Head Coach: John Ralston AFC West: 2nd Home Stadium: Mile High Stadium

Date	W-L	Score	Opponent	Attendance	RUSHING	No.	Yds.	Avg.	Long	TD
Sept 21	W	37-33	Kansas City	51,858	Keyworth	182	725	4.0	34	3
Sept 29	W	23-13	Green Bay	52,491	Little	125	445	3.6	19	2
Oct 5	L	14-38	at Buffalo	79,798	Lynch	57	218	3.8	20	3
Oct 12	L	9-20	at Pittsburgh	49,164	Armstrong	31	155	5.0	33	0
Oct 19	W	16-15	Cleveland	52,540	Ross	42	121	2.9	21	0
Oct 26	L	13-26	at Kansas City	70,043	Upchurch	16	97	6.1	15	1
Nov 2	L	17-42	Oakland	52,330	Dolbin	5	72	14.4	25	0
Nov 9	L	16-17	Cincinnati	49,702	Hufnagel	8	47	5.9	13	0
Nov 16	W	27-17	at San Diego	26,048	Ramsey	6	38	6.3	17	0
Nov 23	L	21-35	at Atlanta	28,686	Odoms	5	27	5.4	12	0
Nov 30	W	13-10	San Diego (OT)	44,982	Van Heusen	2	26	13.0	24	0
Dec 8	L	10-17	at Oakland	51,075	Johnson	10	21	2.1	13	0
Dec 14	W	25-10	Philadelphia	36,860	Franckowiak	1	1	1.0	1	0
Dec 20	L	13-14	at Miami	43,064	BRONCOS	490	1993	4.1	34	9
					OPPONENTS	526	1974	3.8	6.5	19

TEAM STATISTICS	Den	Opp	RECEIVING	No.	Yds.	Avg.	Long	TD
TOTAL RUSHING DOWNS	268	247	Keyworth	42	314	7.5	19t	1
Rushing	109	121	Odoms	40	544	13.6	43	3
Passing	137	104	Moses	29	505	17.4	33	2
Penalty	22	22	Little	29	308	10.6	66t	2
3RD DOWN: MADE/ATT	84/212	76/209	Dolbin	22	421	19.1	41	3
3rd Down Pct.	39.6	36.4	Upchurch	18	436	24.2	90t	2
TOTAL NET YARDS	4534	4006	Van Heusen	15	246	16.4	28	1
Avg. Per Game	323.9	286.1	Ross	7	69	9.9	30	0
Total Plays	964	901	Lynch	6	33	5.5	19	1
Avg. Per Play	4.7	4.4	Brown	1	14	14.0	14	0
NET YARDS RUSHING	1993	1974	Armstrong	1	10	10.0	10	0
Avg. Per Game	142.4	141.0	BRONCOS	210	2900	13.8	90t	15
Total Rushes	490	526	OPPONENTS	181	2245	12.4	69	14
Avg. Per Rush	4.1	3.8						

NET YARDS PASSING	Den	Opp	INTERCEPTIONS	No.	Yds.	Avg.	Long	TD
Avg. Per Game	181.5	145.1	Gradishar	3	77	25.7	44	1
Sacked/Yards Lost	47/359	27/213	Thompson	2	97	48.5	49	0
Gross Yards	2900	2245	Thomas	2	66	33.0	36	0
Att./Completions	427/210	348/181	Wright	2	9	4.5	9	0
Completion Pct.	49.2	52.5	Jackson	2	0	0.0	0	0
Had Intercepted	34	16	O'Malley	1	38	38.0	0	0
PUNTS/AVERAGE	63/39.9	76/42.1	Swenson	1	4	4.0	4	0
PUNT RETURNS/AVG	41/11.5	39/13.7	Rowser	1	2	2.0	2	0
KICKOFF RETURNS/AVG	59/24.5	57/22.3	May	1	0	0.0	0	0
MISC. RETURNS/AVG	4/68	1/6	Jones	1	0	0.0	0	0
INTERCEPTIONS/RET.	16/18.3	34/13.1	BRONCOS	16	293	18.3	49	1
PENALTIES/YARDS	92/785	88/779	OPPONENTS	34	447	13.1	41	1
FUMBLES/BALL LOST	28/14	37/16						

TOTAL POINTS	Den	Opp	PUNTING	No.	Yds.	Avg.	Long	B
Avg. Points per Game	18.1	21.9	Van Heusen	63	2515	39.9	64	0
Touchdowns	28	35	OPPONENTS	76	3200	42.1	60	0
By Rushing	9	19						
By Passing	15	14						
By Returns	4	2						
Field Goals	21/29	21/28						
Conversions	33/35	34/35						

SCORE BY PERIODS	1	2	3	4	OT	Total	PUNT RETURNS	No.	FC	Yds.	Avg.	Long	TD
BRONCOS	36	86	41	88	3	254	Upchurch	27	4	312	11.6	51	0
OPPONENTS	54	81	88	84	0	307	Thompson	13	1	158	12.2	24	0
SCORING	TD	Ru	Pa	Rt	PAT	FG	S	PTS	Lynch	1	0	0.0	0
Turner	0	0	0	0	23/26	21/28	0	86	BRONCOS	41	5	470	11.5
Keyworth	4	3	1	0	0/0	0/0	0	24	OPPONENTS	39	4	534	13.7
Dolbin	4	0	3	1	0/0	0/0	0	24					
Little	4	2	2	0	0/0	0/0	0	24					
Lynch	4	3	1	0	0/0	0/0	0	24					
Odoms	4	0	3	1	0/0	0/0	0	24					
Upchurch	3	1	2	0	0/0	0/0	0	18					
Moses	2	0	2	0	0/0	0/0	0	12					
Van Heusen	1	0	1	0	0/0	0/0	0	6					
Gradishar	1	0	0	1	0/0	0/0	0	6					
Smith	1	0	0	1	0/0	0/0	0	6					
BRONCOS	28	9	15	4	23/28	21/28	0	254					
OPPONENTS	35	19	14	2	34/35	21/28	0	307					

KICKOFF RETURNS	No.	Yds.	Avg.	Long	TD
Upchurch	40	1084	27.1	58	0
Little	16	307	19.2	32	0
Ross	1	20	20.0	20	0
Severson	1	20	20.0	20	0
Maples	1	15	15.0	15	0
BRONCOS	59	1446	24.5	58	0
OPPONENTS	57	1273	22.3	39	0

FIELD GOAL BREAKDOWN	Distance	1-19	20-29	30-39	40-49	50+
Turner	2/2	7/9	8/10	3/6	2/3	
OPPONENTS	2/2	8/9	4/6	1/3	1/4	

TURNER: (23G)	(35G,39G,32G)	(22G,39G,36G)	(25G,48G,53G)	(41N)	(22N,53G)	(38G)	(22G, 46G)	(52N,32N)	(22G,23N,25G)	(40N,18G)	(47G,29G)	(39G,39G,41N,35N)
SACKS:	Alzado 7, P. Smith 4.5, Chavous 4.5, Gradishar 3, T. Jackson 3, Carter 2, Grant 2, Olsen 1, TOTAL 27.0											

PASSING	Att.	Comp.	Yds.	Comp.%	Yd./Att.	Sack/Lost	TD	TD%	Int	Int%	LG	Rtg.
Ramsey	233	128	1562	54.9	6.70	23/187	9	3.8	14	6.0	66t	63.4
Johnson	142	65	1021	45.8	7.19	10/79	5	3.5	12	8.5	90t	45.4
Hufnagel	51	16	287	31.4	5.62	13/84	1	2.0	8	15.7	80t	18.8
Van Heusen	1	1	30	100.0	30.00	0/0	0	0.0	0	0.0	30	119.0
BRONCOS	427	210	2900	49.2	6.79	47/359	15	3.5	34	8.0	90t	49.9
OPPONENTS	348	181	2245	52.5	6.45	27/213	14	4.0	16	4.6	69	66.6

1975 DEFENSIVE STATS

(based on unofficial press box statistics)

	TT	UT	A	SACKS	I-YDS	FR
1 Gradishar	132	106	26	3	3-77	0
2 T. Jackson	92	67	25	3	2-0	0
3 Alzado	79	55	24	7	0-0	2
4 Thompson	59	51	8	0	2-97	0
5 Grant	57	44	13	2	0-0	3
6 Rizzo	54	38	16	0	0-0	0
7 Carter	52	28	24	2	0-0	0
8 P. Smith	47	34	13	4.5	0-0	1
9 Wright	43	36	7	0	2-9	0
10 Chavous	42	28	14	4.5	0-0	0
11 Rowser	37	32	5	0	1-2	1
12 Swenson	31	26	5	0	1-4	0
13 O'Malley	29	25	4	0	1-38	0
May	29	20	9	0	1-0	0
15 Jones	26	24	2	0	1-0	0
16 E. Thomas	19	14	5	0	2-66	1
17 Severson	18	11	7	0	0-0	2
18 Polt	15	7	8	0	0-0	0
19 Olsen	14	12	2	1	0-0	0
20 Maples	6	6	0	0	0-0	0
TOTALS	881	664	217	27	16-293	10

1975 GAMES STARTED

OFFENSE		DEFENSE	
QB Hufnagel, John	1	DE Carter, Rubin	7
QB Johnson, Charley	6	DE Chavous, Barney	9
QB Ramsey, Steve	7	DE Grant, John	13
RB Armstrong, Otis	3	DE Olsen, Phil	1
RB Keyworth, Jon	14	DT Alzado, Lyle	14
RB Little, Floyd	10	DT Smith, Paul	12
RB Lynch, Fran	1	LB Gradishar, Randy	14
WR Dolbin, Jack	1	LB Jackson, Tom	14
WR Moses, Haven	14	LB May, Ray	8
WR Van Heusen, Bill	13	LB Rizzo, Joe	6
TE Odoms, Riley	14	CB Jones, Calvin	8
C Maples, Bobby	14	CB/S Rowser, John	13
T Current, Mike	7	CB Thomas, Earlie	6
T Minor, Claudie	14	CB Wright, Louis	11
T Montgomery, Marv	7	S Polt, Randy	1
T Rogers, Stan	2	S Severson, Jeff	3
G Howard, Paul	14	S Thompson, Billy	14
G Lyons, Tom	10		
G Schaukowitz, Carl	2		

1975 COACHES

John Ralston (Head Coach), **Max Coley** (Offensive Coordinator/Backfield), **Joe Collier** (Defensive Coordinator), **Kay Dalton** (Wide Receivers), **Jerry Frei** (Offensive Line), **Bob Gambold** (Defensive Backs), **Myrel Moore** (Linebackers/Special Teams), **Doc Ulrich** (Defensive Line).

1975 LEADERS / RANKINGS

INDIVIDUAL	PLAYER	NO.	AFC RANK	NFL RANK	NFL LEADER	NO.
Points	Turner	.86	6	10	Simpson (BUF)	138
Rushing Yards	Keyworth	.725	9	16	Simpson (BUF)	1,817
Passing Yards	Ramsey	1,562	11	21	Anderson (CIN)	3,169
Passer Rating	Ramsey	63.4	6	12	Anderson (CIN)	93.9
Receiving Yards	Odoms	.544	19t	34t	Burroughs (HOU)	1,063
Receptions	Keyworth	.42	13t	26t	Foreman (MIN)	73
Interceptions	Gradishar	.3	29t	54t	Blount (PIT)	11
OFFENSE	NO.	AFC RANK	NFL RANK	NFL LEADER	NO.	
Points Per Game	18.1	11	17	Buffalo	30.0	
Total Yards Per Game	323.9	5	10	Buffalo	390.5	
Yards Per Play	4.7	7t	12t	Buffalo	5.7	
Rushing Yards Per Game	142.4	8	13	Buffalo	212.4	
Net Passing Yards Per Game	181.5	2	7	Cincinnati	231.5	
DEFENSE	NO.	AFC RANK	NFL RANK	NFL LEADER	NO.	
Points Per Game	21.9	7	18	Los Angeles	9.6	
Total Yards Per Game	286.1	5	9	Minnesota	225.2	
Yards Per Play	4.4	4t	8t	Los Angeles	3.9	
Rushing Yards Per Game	141.0	6	13	Minnesota	109.4	
Net Passing Yards Per Game	145.1	5	7	Minnesota	115.8	

1975 KEY AWARDS

Pro Bowl (2): LB Randy Gradishar, TE Riley Odoms. **All-Pro (1):** TE Riley Odoms.

1975 NFL STANDINGS

AFC EAST

Team	W	L	T	Pct	PF	PA
y-Baltimore	10	4	0	.714	395	269
Miami	10	4	0	.714	357	222
Buffalo	8	6	0	.571	420	355
New York Jets	3	11	0	.214	258	433
New England	3	11	0	.214	258	358

AFC CENTRAL

Team	W	L	T	Pct	PF	PA
*y-Pittsburgh	12	2	0	.857	373	162
x-Cincinnati	11	3	0	.786	340	246
Houston	10	4	0	.714	293	226
Cleveland	3	11	0	.214	218	372

AFC WEST

Team	W	L	T	Pct	PF	PA
y-Oakland	11	3	0	.786	375	255
Denver	6	8	0	.429	254	307
Kansas City	5	9	0	.357	282	341
San Diego	2	12	0	.143	189	345

NFC EAST

Team	W	L	T	Pct	PF	PA
y-St. Louis	11	3	0	.786	356	276
x-Dallas	10	4	0	.714	350	268
Washington	8	6	0	.571	325	276
New York Giants	5	9	0	.357	216	306
Philadelphia	4	10	0	.286	225	302

NFC CENTRAL

Team	W	L	T	Pct	PF	PA
*y-Minnesota	12	2	0	.857	377	180
Detroit	7	7	0	.500	245	262
Chicago	4	10	0	.286	191	379
Green Bay	4	10	0	.286	226	285

NFC WEST

Team	W	L	T	Pct	PF	PA
y-Los Angeles	12	2	0	.857	312	135
San Francisco	5	9	0	.357	255	286
Atlanta	4	10	0	.286	240	289
New Orleans	2	12	0	.143	165	360

x - Wild Card Qualifier; y - Division Title; * - Home-field Advantage

DIVISIONAL PLAYOFF GAMES

12/27 - at Pittsburgh 28, Baltimore 10
 12/27 - at Los Angeles 35, St. Louis 23
 12/28 - at Oakland 31, Cincinnati 28
 12/28 - Dallas 17, at Minnesota 14

CONFERENCE CHAMPIONSHIPS

1/4 - at Pittsburgh 16, Oakland 10
 1/4 - Dallas 37, at Los Angeles 7

SUPER BOWL X (MIAMI)

1/18 - Pittsburgh 21, Dallas 17



1974 FINAL STATISTICS (7-6-1)

Head Coach: John Ralston AFC West: 2nd Home Stadium: Mile High Stadium

Date	W-L	Score	Opponent	Attendance	RUSHING	No.	Yds.	Avg.	Long	TD
Sept 15	L	10-17	Los Angeles	56,981	Armstrong	263	1407	5.3	43	9
Sept 22	T	35-35	Pittsburgh (OT)	50,858	Keyworth	81	374	4.6	30t	10
Sept 30	L	3-30	at Washington	54,395	Little	117	312	2.7	22	1
Oct 6	W	17-14	at Kansas City	67,298	Odoms	4	25	6.3	31	0
Oct 13	W	33-17	New Orleans	50,748	Hufnagel	2	22	11.0	18	0
Oct 20	W	27-7	San Diego	50,748	Moses	2	16	8.0	11	0
Oct 27	L	21-23	at Cleveland	60,478	Ross	3	8	2.7	7	0
Nov 3	L	17-28	Oakland	45,766	Stowe	1	1	1.0	1	0
Nov 10	W	17-6	at Baltimore	32,244	Van Heusen	1	-1	-1.0	-1	0
Nov 18	L	34-42	Kansas City	50,236	Lynch	3	-2	-0.7	1	0
Nov 24	W	20-17	at Oakland	51,224	Ramsey	5	-2	-0.4	1	0
Nov 28	W	31-27	at Detroit	51,157	Johnson	4	-3	-0.8	-1	0
Dec 8	W	37-14	Houston	46,942	BRONCOS	486	2157	4.4	43	20
Dec 15	L	0-17	at San Diego	35,756	OPPONENTS	487	1808	3.7	27	17

TEAM STATISTICS	Den	Opp	RECEIVING	No.	Yds.	Avg.	Long	TD
TOTAL FIRST DOWNS	258	265	Odoms	42	639	15.2	4t	6
Rushing	120	109	Armstrong	38	405	10.7	48t	3
Passing	118	135	Moses	34	559	16.4	42	2
Penalty	20	21	Little	29	344	11.8	72	0
3RD DOWN: MADE/ATT	63/176	88/218	Van Heusen	16	421	26.3	73t	4
3rd Down Pct.	35.8	40.4	Keyworth	12	109	9.1	18	0
TOTAL NET YARDS	4485	4391	Simmons	10	161	16.1	36	2
Avg. Per Game	320.4	313.6	Stowe	2	9	4.5	5	1
Total Plays	861	945	Ross	1	13	13.0	13	0
Avg. Per Play	5.2	4.6	BRONCOS	184	2660	14.5	73t	18
NET YARDS RUSHING	2157	1808	OPPONENTS	237	2805	11.8	61t	14
Avg. Per Game	154.1	129.1						
Total Rushes	486	487						
Avg. Per Rush	4.4	3.7						

NET YARDS PASSING	2328	2583	INTERCEPTIONS	No.	Yds.	Avg.	Long	TD
Avg. Per Game	166.3	184.5	Thompson	5	105	21.0	38t	1
Sacked/Yards Lost	45/332	32/222	Jones	5	19	3.8	11	0
Gross Yards	2660	2805	Rowser	4	56	14.0	33	0
Att./Completions	329/184	426/237	May	2	40	20.0	25	0
Completion Pct.	55.9	55.6	T. Jackson	1	39	39.0	39	0
Had Intercepted	17	22	Greer	1	23	23.0	23	0
PUNTS/AVERAGE	75/40.3	70/42.6	Laskey	1	3	3.0	3	0
PUNT RETURNS/AVG	43/11.0	45/11.8	Pitts	1	2	2.0	2	0
KICKOFF RETURNS/AVG	54/22.0	57/24.0	E. Smith	1	0	0.0	0	0
MISC. RETURNS/AVG	1/2	3/57	Tyler	1	0	0.0	0	0
INTERCEPTIONS/RET.	22/14.0	17/17.9	Hepburn	0	*22	0.0	22	0
PENALTIES/YARDS	76/632	78/585	BRONCOS	22	309	14.0	39	1
FUMBLES/BALL LOST	23/13	22/11	OPPONENTS	17	304	17.9	55t	3
TOTAL POINTS	302	294	<i>*return yardage gained by lateral</i>					
Avg. Points per Game	21.6	21.0						
Touchdowns	39	35						
By Rushing	20	17						
By Passing	18	14						
By Returns	1	4						
Field Goals	11/21	16/42						
Conversions	35/39	34/35						

PUNTING	No.	Yds.	Avg.	Long	B
Van Heusen	75	3024	40.3	61	0
OPPONENTS	70	2985	42.6	66	0

PUNT RETURNS	No.	FC	Yds.	Avg.	Long	TD
Thompson	26	1	350	13.5	60	0
Little	4	1	34	8.5	17	0
Greer	13	5	90	6.9	12	0
BRONCOS	43	7	474	11.0	60	0
OPPONENTS	45	1	529	11.8	72	0

KICKOFF RETURNS	No.	Yds.	Avg.	Long	TD
Thompson	13	325	25.0	37	0
Armstrong	16	386	24.1	41	0
Keyworth	4	85	22.3	26	0
Little	8	171	21.4	31	0
Brown	3	56	18.7	22	0
Ross	7	117	16.7	31	0
Criter	3	48	16.0	20	0
BRONCOS	54	1188	22.0	41	0
OPPONENTS	57	1369	24.0	84t	1

FIELD GOAL BREAKDOWN	Distance	1-19	20-29	30-39	40-49	50+
Turner	0/1	3/4	6/7	2/8	0/1	
OPPONENTS	2/2	8/9	4/6	1/3	1/4	

TURNER: (39G) (41N) (34G) (41G,19N) (24N) (34G, 20G) (47N,51N) (27G) (37G) (1 (30G,33G,42N) (42N,21G,45N) (43G,44N) (31N)						
SACKS: Alzado 13, Chavous 9, T. Jackson 4, Duranko 1, Grant 1, May 1, E. Smith 1, Simone 1, Pitts 1, TOTAL 32.0						

PASSING	Att.	Comp.	Yds.	Comp.%	Yd./Att.	Sack/Lost	TD	TD%	Int	Int%	LG	Rtg.
Johnson	244	136	1969	55.7	8.07	35/270	13	5.3	9	3.7	73t	84.3
Ramsey	74	41	580	55.4	7.84	9/55	5	6.8	7	9.5	43t	64.0
Hufnagel	10	6	70	60.0	7.00	1/7	0	0.0	1	14.3	28	41.7
Van Heusen	1	1	41	100.0	41.00	0/0	0	0.0	0	0.0	41	120.0
BRONCOS	329	184	2660	55.9	8.09	45/332	18	5.5	17	5.2	73t	79.1
OPPONENTS	426	237	2805	55.6	6.58	32/222	14	3.3	22	5.2	61t	65.3



1974 DEFENSIVE STATS

(based on unofficial press box statistics)

	TT	UT	A	SACKS	I-YDS	FR
1 Jackson	121	80	41	4	1-39	0
2 May	103	68	35	1	2-40	1
3 Thompson	86	63	23	0	5-105	2
4 Alzado	84	58	26	13	0-0	2
5 Chavous	82	53	29	9	0-0	2
6 Grant	54	38	16	1	0-0	0
7 Gradishar	53	42	11	0	0-0	0
8 O'Malley	53	36	17	0	0-0	0
9 Jones	47	41	6	0	5-19	0
10 Laskey	45	32	13	0	1-3	1
11 Greer	43	27	16	0	1-23	1
12 Rowser	42	36	6	0	4-56	0
13 Simone	29	21	8	1	0-0	1
14 Duranko	28	17	11	1	0-0	0
15 Criter	23	18	5	0	0-0	0
Hepburn	23	17	6	0	0-22	0
17 Pitts	18	14	4	1	1-2	0
18 P. Smith	13	4	9	0	0-0	1
19 Rizzo	10	10	0	0	0-0	0
20 Tyler	8	7	1	0	1-0	0
21 Graham	5	5	0	0	0-0	0
Kampa	5	3	2	0	0-0	0
23 E. Smith	4	2	2	1	1-0	0
TOTALS	979	692	287	32	22-309	11

1974 GAMES STARTED

OFFENSE		DEFENSE	
QB Johnson, Charley	13	DE Alzado, Lyle	14
QB Ramsey, Steve	1	DE Chavous, Barney	14
RB Armstrong, Otis	14	DT Duranko, Pete	9
RB Keyworth, Jon	5	DT Grant, John	13
RB Little Floyd	9	DT Kampa, Bob	1
WR Masters, Billy	1	DT Smith, Ed	3
WR Moses, Haven	13	DT Smith, Paul	2
WR Simmons, Jerry	2	LB Gradishar, Randy	3
WR Van Heusen, Bill	12	LB Jackson, Tom	12
TE Odoms, Riley	14	LB Laskey, Bil	10
C Maples, Bobby	14	LB May, Ray	12
T Current, Mike	14	LB O'Malley, Jim	5
T Minor, Claudie	14	CB Hepburn, Lonnie	4
G Howard, Paul	5	CB Jones, Calvin	14
G Jackson, Larron	9	CB Rowser, John	10
G Lyons, Tom	14	S Greer, Charles	10
		S Pitts, John	4
		S Thompson, Billy	14

1974 COACHES

John Ralston (Head Coach), **Max Coley** (Offensive Coordinator/Backfield), **Joe Collier** (Defensive Coordinator), **Kay Dalton** (Wide Receivers), **Jerry Frei** (Offensive Line), **Bob Gambold** (Defensive Backs), **Myrel Moore** (Linebackers/Special Teams), **Doc Ulrich** (Defensive Line).

1974 LEADERS / RANKINGS

INDIVIDUAL	PLAYER	NO.	AFC RANK	NFL RANK	NFL LEADER	NO.
Points	Armstrong	72	71	111	Marcol (GB)	94
Rushing Yards	Armstrong	1,407	1	1	Armstrong (DEN)	1,407
Passing Yards	Johnson	1,969	5	8	Anderson (CIN)	2,667
Passer Rating	Johnson	84.3	3	4	Anderson (CIN)	95.7
Receiving Yards	Odoms	639	4	12	Branch (OAK)	1,092
Receptions	Odoms	42	41	151	Mitchell (BAL)	72
Interceptions	Thompson/Jones	5	81	131	Thomas (KC)	12

OFFENSE	NO.	AFC RANK	NFL RANK	NFL LEADER	NO.
Points Per Game	21.6	5	8	Oakland	25.4
Total Yards Per Game	320.4	3	5	Dallas	355.9
Yards Per Play	5.2	2	2	Cincinnati	5.4
Rushing Yards Per Game	154.1	4	5	Dallas	175.3
Net Passing Yards Per Game	166.3	5	9	Washington	200.1

DEFENSE	NO.	AFC RANK	NFL RANK	NFL LEADER	NO.
Points Per Game	21.0	10	22	Los Angeles	12.9
Total Yards Per Game	313.6	9	21	Pittsburgh	219.6
Yards Per Play	4.6	41	121	Pittsburgh	3.6
Rushing Yards Per Game	129.1	5	13	Los Angeles	93.0
Net Passing Yards Per Game	184.5	11	24	Pittsburgh	104.7

1974 KEY AWARDS

Pro Bowl (2): RB Otis Armstrong, TE Riley Odoms. **All-Pro** (2): RB Otis Armstrong, TE Riley Odoms.

1974 NFL STANDINGS

AFC EAST

Team	W	L	T	Pct	PF	PA
y-Miami	11	3	0	.786	327	216
x-Buffalo	9	5	0	.643	264	244
New England	7	7	0	.500	348	289
New York Jets	7	7	0	.500	279	300
Baltimore	2	12	0	.143	190	329

AFC CENTRAL

Team	W	L	T	Pct	PF	PA
y-Pittsburgh	10	3	1	.750	305	189
Houston	7	7	0	.500	236	282
Cincinnati	7	7	0	.500	283	259
Cleveland	4	10	0	.286	251	344

AFC WEST

Team	W	L	T	Pct	PF	PA
y-Oakland	12	2	0	.857	355	228
Denver	7	6	1	.563	302	294
Kansas City	5	9	0	.357	233	293
San Diego	5	9	0	.357	212	285

NFC EAST

Team	W	L	T	Pct	PF	PA
y-St. Louis	10	4	0	.714	285	218
x-Washington	10	4	0	.714	320	196
Dallas	8	6	0	.571	297	235
Philadelphia	7	7	0	.500	242	217
New York Giants	2	12	0	.143	195	299

NFC CENTRAL

Team	W	L	T	Pct	PF	PA
y-Minnesota	10	4	0	.714	310	195
Detroit	7	7	0	.500	256	270
Green Bay	6	8	0	.429	210	206
Chicago	4	10	0	.286	152	279

NFC WEST

Team	W	L	T	Pct	PF	PA
y-Los Angeles	10	4	0	.714	263	181
San Francisco	6	8	0	.429	226	236
New Orleans	5	9	0	.357	166	263
Atlanta	3	11	0	.214	111	271

x - Wild Card Qualifier; y - Division Title

DIVISIONAL PLAYOFF GAMES

12/21 - at Oakland 28, Miami 26

12/21 - at Minnesota 30, St. Louis 14

12/22 - at Pittsburgh 32, Buffalo 14

12/22 - at Los Angeles 19, Washington 10

CONFERENCE CHAMPIONSHIPS

12/29 - Pittsburgh 24, at Oakland 13

12/29 - at Minnesota 14, Los Angeles 10

SUPER BOWL IX (NEW ORLEANS)

1/12 - Pittsburgh 16, Minnesota 6

1973 FINAL STATISTICS (7-5-2)

Head Coach: John Ralston AFC West: 3rd Home Stadium: Mile High Stadium

Date	W-L	Score	Opponent	Attendance	RUSHING	No.	Yds.	Avg.	Long	TD
Sept 16	W	28-10	Cincinnati	49,059	Little	256	979	3.8	47	12
Sept 23	L	34-36	San Francisco	51,706	Dawkins	160	706	4.4	72t	2
Sept 30	L	14-33	Chicago	51,159	Armstrong	26	90	3.5	24	0
Oct 7	L	14-16	at Kansas City	71,414	Anderson	19	61	3.2	11	1
Oct 14	W	48-20	at Houston	32,801	Odoms	5	53	10.6	21	0
Oct 22	T	23-23	Oakland	51,270	Ross	5	21	4.2	8	0
Oct 28	W	40-28	at New York	55,108	Van Heusen	4	34	8.5	32	0
Nov 4	T	17-17	at St. Louis	46,565	Moses	3	25	8.3	22t	1
Nov 11	W	30-19	San Diego	51,034	Johnson	7	-2	-0.3	0	0
Nov 18	W	23-13	at Pittsburgh	48,580	Simmons	1	-4	-4.0	-4	0
Nov 25	W	14-10	Kansas City	51,331	Masters	1	-9	-9.0	-9	0
Dec 2	L	10-22	Dallas	51,508	BRONCOS	487	1954	4.0	72t	16
Dec 9	W	42-28	at San Diego	44,954	OPPONENTS	455	1795	4.0	30	14
Dec 16	L	17-21	at Oakland	51,910						

TEAM STATISTICS	Den	Opp
TOTAL FIRST DOWNS	253	239
Rushing	111	97
Passing	127	121
Penalty	15	21
3RD DOWN: MADE/ATT	79/203	77/203
3rd Down Pct.	38.9	37.9
TOTAL NET YARDS	4473	4235
Avg. Per Game	319.5	302.5
Total Plays	893	872
Avg. Per Play	5.0	4.9
NET YARDS RUSHING	1954	1795
Avg. Per Game	139.6	128.2
Total Rushes	487	455
Avg. Per Rush	4.0	4.0
NET YARDS PASSING	2519	2440
Avg. Per Game	179.9	174.3
Sacked/Yards Lost	27/187	36/326
Gross Yards	2706	2766
Att./Completions	378/196	417/202
Completion Pct.	51.9	48.4
Had Intercepted	20	14
PUNTS/AVERAGE	69/45.1	69/43.3
PUNT RETURNS/AVG	40/10.1	31/8.3
KICKOFF RETURNS/AVG	36/22.0	61/20.4
MISC. RETURNS/AVG	4/25	6/57
INTERCEPTIONS/RET.	14/15.7	20/16.6
PENALTIES/YARDS	83/745	84/837
FUMBLES/BALL LOST	21/9	26/15
TOTAL POINTS	354	296
Avg. Points per Game	25.2	21.1
Touchdowns	41	31
By Rushing	16	14
By Passing	22	15
By Returns	3	2
Field Goals	22/33	28/35
Conversions	40/41	30/31

SCORE BY PERIODS	1	2	3	4	OT	Total
BRONCOS	79	83	80	112	—	354
OPPONENTS	57	98	72	69	—	296

SCORING	TD	Ru	Pa	Rt	PAT	FG	\$	PTS
Turner	0	0	0	0	40/40	22/33	0	106
Little	13	12	0	0	0/0	0/0	0	78
Moses	9	1	8	0	0/0	0/0	0	54
Odoms	7	0	7	0	0/0	0/0	0	42
Washington	3	0	3	0	0/0	0/0	0	18
Thompson	2	0	0	2	0/0	0/0	0	12
Dawkins	2	2	0	0	0/0	0/0	0	12
Anderson	1	1	0	0	0/0	0/0	0	6
Armstrong	1	0	1	0	0/0	0/0	0	6
Simmons	1	0	1	0	0/0	0/0	0	6
Van Heusen	1	0	1	0	0/0	0/0	0	6
Mitchell	1	0	0	1	0/0	0/0	0	6
Criter	0	0	0	0	0/0	0/0	1	2
BRONCOS	41	16	22	3	40/41	22/33	1	354
OPPONENTS	31	14	15	2	30/31	28/35	1	296

PASSING	Att.	Comp.	Yds.	Comp.%	Yd./Att.	Sack/Lost	TD	TD%	Int	Int%	LG	Rtg.
Johnson	346	184	2465	53.2	7.12	26/177	20	5.8	17	4.9	62t	75.3
Ramsey	27	10	194	37.0	7.18	0/0	2	7.4	2	7.4	76t	56.7
Anderson	3	2	47	66.6	15.73	0/0	0	0.0	0	0.0	0	150.0
Van Heusen	1	0	0	0.0	0.00	1/10	0	0.0	0	0.0	0	0.0
Turner	1	0	0	0.0	0.00	0/0	0	0.0	1	100.0	0	0.0
BRONCOS	378	196	2706	51.9	7.16	27/187	22	5.8	20	5.3	76t	72.5
OPPONENTS	417	202	2766	48.4	6.63	36/326	16	3.8	14	3.4	80	68.9

RECEIVING	No.	Yds.	Avg.	Long	TD
Odoms	43	629	14.6	47t	7
Little	41	423	10.3	50t	1
Dawkins	30	329	11.0	42	0
Moses	28	518	18.5	76t	8
Anderson	15	153	10.2	29	0
Simmons	13	249	19.2	53	1
Washington	10	150	15.0	28	3
Van Heusen	8	149	18.6	62t	1
Masters	5	65	13.0	28	0
Armstrong	2	43	21.5	36t	1
L. Jackson	1	-2	-2.0	-2	0
BRONCOS	196	2706	13.8	76t	22
OPPONENTS	202	2766	13.7	80	15

INTERCEPTIONS	No.	Yds.	Avg.	Long	TD
Jones	4	69	17.3	31	0
Thompson	3	96	32.0	59	1
Mitchell	2	43	21.5	40	1
Laskey	2	3	1.5	3	0
Forsberg	1	7	7.0	7	0
May	1	1	1.0	1	0
Greer	1	1	1.0	1	0
BRONCOS	14	220	15.7	59	2
OPPONENTS	20	331	16.6	80	1

PUNTING	No.	Yds.	Avg.	Long	B
Van Heusen	69	3114	45.1	78	0
OPPONENTS	69	2988	43.3	68	1

PUNT RETURNS	No.	FC	Yds.	Avg.	Long	TD
Thompson	3	6	366	12.2	53	0
Tyler	4	0	20	5.0	6	0
Greer	3	3	11	3.7	11	0
Little	1	0	7	7.0	7	0
Mitchell	1	0	0	0.0	0	0
Criter	1	0	0	0.0	0	0
BRONCOS	40	9	404	10.1	53	0
OPPONENTS	31	12	257	8.3	44	0

KICKOFF RETURNS	No.	Yds.	Avg.	Long	TD
Armstrong	20	472	23.6	50	0
Dawkins	10	222	22.2	31	0
Thompson	1	25	25.0	25	0
Tyler	1	23	23.0	23	0
R. Montgomery	1	22	22.0	22	0
Lynch	1	14	14.0	14	0
Forsberg	1	12	12.0	12	0
Simone	1	3	3.0	3	0
BRONCOS	36	793	22.0	50	0
OPPONENTS	61	1244	20.4	82	1

FIELD GOAL BREAKDOWN	Distance	1-19	20-29	30-39	40-49	50+
Turner	5/5	5/5	8/9	3/9	1/5	
OPPONENTS	8/8	6/8	6/7	8/10	0/2	

TURNER: () (34G,28G) () (49N,51N) (32G,12G) (47N,52N,43G, 37G,35G) (21G,47G,19G,33G) (45N,44N,42N,12G) (39G, 39N) (32G,52N,11G, 46G) (50N) (29G) (40N,25G,35G,15G, 29G,) (50G)

SACKS: P. Smith 11, Alzado 9, Chavous 6, Duranko 6, May 3, Forsberg 1, Graham 1, Thompson 1, **TOTAL 38.0**



1973 DEFENSIVE STATS

(based on unofficial press box statistics)

	TT	UT	A	SACKS	I-YDS	FR
1 Graham	95	72	23	1	0-0	1
2 P. Smith	94	70	24	11	0-0	1
3 Alzado	66	46	20	9	0-0	1
4 Duranko	59	44	15	6	0-0	1
5 May	57	48	9	3	1-1	0
6 Thompson	52	35	17	1	3-96	1
7 Greer	46	38	8	0	1-1	1
8 Chavous	43	28	15	6	0-0	2
9 Jones	41	37	4	0	4-69	1
10 Laskey	37	25	12	0	2-3	1
11 Simone	34	28	6	0	0-0	1
12 Jackson	31	26	5	0	0-0	0
13 Tyler	30	26	4	0	0-0	2
14 Mitchell	28	28	0	0	2-43	0
15 Criter	15	10	5	0	0-0	1
16 Montgomery	13	10	3	0	0-0	0
17 O'Malley	10	7	3	0	0-0	1
18 Grant	9	7	2	0	0-0	1
19 Forsberg	8	7	1	1	1-7	0
20 Hackbert	7	4	3	0	0-0	0
21 Pitts	6	3	3	0	0-0	0
22 E. Smith	2	2	0	0	0-0	0
TOTALS	783	601	182	38	14-220	16

1973 GAMES STARTED

OFFENSE		DEFENSE	
QB Johnson, Charley	14	DE Alzado, Lyle	14
RB Armstrong, Otis	1	DE Chavous, Barney	14
RB Dawkins, Joe	14	DT Duranko, Pete	14
RB Little, Floyd	13	DT Smith, Paul	14
WR Moses, Haven	14	LB Graham, Tom	14
WR Simmons, Jerry	13	LB Jackson, Tom	4
WR Van Heusen, Bill	1	LB Laskey, Bill	11
TE Odums, Riley	14	LB May, Ray	10
C Maples, Bobby	14	LB Simone, Mike	3
T Current, Mike	14	CB Jones, Calvin	14
T Montgomery, Marv	10	CB Mitchell, Leroy	12
G Jackson, Larron	12	CB Montgomery, Randy	2
G Lyons, Tom	14	S Greer, Charles	10
G Schnitker, Mike	6	S Hackbart, Dale	2
		S Thompson, Billy	14
		S Tyler, Maurice	2

1973 COACHES

John Ralston (Head Coach), **Max Coley** (Offensive Coordinator/Backfield), **Joe Collier** (Defensive Coordinator/Defensive Backs), **Dick Coury** (Wide Receivers), **Jerry Frei** (Offensive Line), **Bob Gambold** (Linebackers), **Myrel Moore** (Special Teams), **Doc Ulrich** (Defensive Line).

1973 LEADERS / RANKINGS

INDIVIDUAL	PLAYER	NO.	AFC RANK	NFL RANK	NFL LEADER	NO.
Points	Turner	106	3	5t	Ray (LA)	130
Rushing Yards	Little	979	5	9	Simpson (BUF)	2,003
Passing Yards	Johnson	2,465	2	3	Gabriel (PHI)	3,219
Passer Rating	Johnson	75.3	4	11	Staubach (DAL)	94.6
Receiving Yards	Odums	629	7	14	Carmichael (PHI)	1,116
Receptions	Odums	43	10t	15t	Carmichael (PHI)	67
Interceptions	Jones	4	9t	22t	Anderson (MIA)/Wagner (PIT)	8

OFFENSE	NO.	AFC RANK	NFL RANK	NFL LEADER	NO.
Points Per Game	25.3	1	3	Los Angeles	27.7
Total Yards Per Game	319.5	3	6	Los Angeles	350.4
Yards Per Play	5.0	4	7	Miami	5.3
Rushing Yards Per Game	139.6	8	14	Buffalo	220.6
Net Passing Yards Per Game	179.9	1	3	Philadelphia	231.1

DEFENSE	NO.	AFC RANK	NFL RANK	NFL LEADER	NO.
Points Per Game	21.1	8	15	Miami	10.7
Total Yards Per Game	302.5	10	19	Los Angeles	210.8
Yards Per Play	4.9	8t	17t	Miami	3.7
Rushing Yards Per Game	128.2	3	6	Los Angeles	90.7
Net Passing Yards Per Game	174.3	13	24	Miami	92.1

1973 KEY AWARDS

Pro Bowl (4): RB Floyd Little, WR Haven Moses, TE Riley Odums, DT Paul Smith. **All-Pro (2):** TE Riley Odums, DT Paul Smith. **NFLPA Rookie of the Year:** DE Barney Chavous. **AP AFC Coach of the Year:** John Ralston.

1973 NFL STANDINGS

AFC EAST

Team	W	L	T	Pct	PF	PA
y-Miami	12	2	0	.857	343	150
Buffalo	9	5	0	.643	259	230
New England	5	9	0	.357	258	300
New York Jets	4	10	0	.286	240	306
Baltimore	4	10	0	.286	226	341

AFC CENTRAL

Team	W	L	T	Pct	PF	PA
y-Cincinnati	10	4	0	.714	286	231
x-Pittsburgh	10	4	0	.714	347	210
Cleveland	7	5	2	.571	234	255
Houston	1	13	0	.071	199	447

AFC WEST

Team	W	L	T	Pct	PF	PA
y-Oakland	9	4	1	.679	292	175
Kansas City	7	5	2	.571	231	192
Denver	7	5	2	.571	354	296
San Diego	2	11	1	.179	188	386

NFC EAST

Team	W	L	T	Pct	PF	PA
y-Dallas	10	4	0	.714	382	203
x-Washington	10	4	0	.714	325	198
Philadelphia	5	8	1	.393	310	393
St. Louis	4	9	1	.321	286	365
New York Giants	2	11	1	.179	226	362

NFC CENTRAL

Team	W	L	T	Pct	PF	PA
y-Minnesota	12	2	0	.857	296	168
Detroit	6	7	1	.464	271	247
Green Bay	5	7	2	.429	202	259
Chicago	3	11	0	.214	195	334

NFC WEST

Team	W	L	T	Pct	PF	PA
y-Los Angeles	12	2	0	.857	388	178
Atlanta	9	5	0	.643	318	224
San Francisco	5	9	0	.357	262	319
New Orleans	5	9	0	.357	163	312

x - Wild Card Qualifier; y - Division Title

DIVISIONAL PLAYOFF GAMES

- 12/22 - at Oakland 33, Pittsburgh 14
 12/22 - at Minnesota 27, Washington 20
 12/23 - at Miami 34, Cincinnati 16
 12/23 - at Dallas 27, Los Angeles 16

CONFERENCE CHAMPIONSHIPS

- 12/30 - at Miami 27, Oakland 10
 12/30 - Minnesota 27, at Dallas 10

SUPER BOWL VIII (HOUSTON)

- 1/13 - Miami 24, Minnesota 7

1972 FINAL STATISTICS (5-9)

Head Coach: John Ralston AFC West: 3rd Home Stadium: Mile High Stadium

Date	W-L	Score	Opponent	Attendance	RUSHING	No.	Yds.	Avg.	Long	TD
Sept 17	W	30-17	Houston	51,656	Little	216	859	4.0	55t	9
Sept 24	L	14-37	at San Diego	49,048	Anderson	72	319	4.4	40	1
Oct 1	L	24-45	Kansas City	51,656	Dawkins	56	243	4.4	19	2
Oct 8	L	10-21	at Cincinnati	55,812	Lynch	34	164	4.8	28	2
Oct 15	L	20-23	Minnesota	51,656	Van Heusen	3	76	25.3	66t	1
Oct 22	W	30-23	at Oakland	53,551	Odoms	5	72	14.4	27	0
Oct 29	L	20-27	Cleveland	51,656	Krieg	1	63	63.0	63	0
Nov 5	L	17-29	at New York Giants	62,689	Ramsey	5	15	3.0	8t	2
Nov 12	W	16-10	at Los Angeles	65,398	Moses	2	11	5.5	14	0
Nov 19	L	20-37	Oakland	51,656	Harrison	1	9	9.0	9	0
Nov 26	L	20-23	at Atlanta	58,850	OTHERS	14	7	0.5	0	0
Dec 3	L	21-24	at Kansas City	66,725	BRONCOS	409	1838	4.5	66t	17
Dec 10	W	38-13	San Diego	51,478	OPPONENTS	439	1668	3.8	51	15
Dec 17	W	45-21	New England	51,656						

TEAM STATISTICS			Den	Opp	RECEIVING						
TOTAL FIRST DOWNS			237	251	Sherman	38	661	17.4	55	3	
Rushing			87	102	Little	28	366	13.1	40	4	
Passing			132	123	Masters	25	393	15.7	27	3	
Penalty			18	26	Anderson	23	216	9.3	40	1	
3RD DOWN: MADE/ATT			75/177	74/190	Odoms	21	320	15.2	48	1	
3rd Down Pct.			42.4	38.9	Dawkins	18	242	13.4	60	0	
TOTAL NET YARDS			4472	3851	Simmons	17	235	13.8	35t	2	
Avg. Per Game			319.4	275.1	Moses	15	224	15.0	33	5	
Total Plays			831	876	Lynch	7	75	10.7	17	0	
Avg. Per Play			5.4	4.4	Krieg	4	99	24.8	37	0	
NET YARDS RUSHING			1838	1668	Van Heusen	4	59	14.8	25	0	
Avg. Per Game			131.3	119.1	C. Turner	1	10	10.0	10	0	
Total Rushes			409	439	BRONCOS	201	2900	14.9	60	19	
Avg. Per Rush			4.5	3.8	OPPONENTS	206	2540	12.3	57t	19	
NET YARDS PASSING			2634	2183	INTERCEPTIONS						
Avg. Per Game			188.1	155.9	No.	Yds.	Avg.	Long	TD		
Sacked/Yards Lost			38/266	41/357	Mitchell	3	27	9.0	27	0	
Gross Yards			2900	2540	Greer	2	18	9.0	17	0	
Att./Completions			384/201	397/206	Graham	2	10	5.0	7	0	
Completion Pct.			52.3	51.9	Preece	1	30	30.0	30	0	
Had Intercepted			23	10	R. Montgomery	1	20	20.0	20	0	
PUNTS/AVERAGE			60/40.1	66/45.2	Thompson	1	4	4.0	4	0	
PUNT RETURNS/AVG			28/11.1	28/8.9	BRONCOS	10	109	10.9	30	0	
KICKOFF RETURNS/AVG			55/22.8	54/23.1	OPPONENTS	23	441	19.2	61t	6	
MISC. RETURNS/AVG			18/30	15/81	PUNTING						
INTERCEPTIONS/RET.			10/10.9	23/19.2	No.	Yds.	Avg.	Long	B		
PENALTIES/YARDS			89/827	83/784	Van Heusen	60	2408	40.1	60	1	
FUMBLES/BALL LOST			25/11	27/12	OPPONENTS	66	2980	45.2	69	0	
TOTAL POINTS			325	350	PUNT RETURNS						
Avg. Points per Game			23.2	25.0	No.	FC	Yds.	Avg.	Long	TD	
Touchdowns			38	41	Thompson	3	1	84	28.0	59	0
By Rushing			17	15	Greer	3	0	66	22.0	65t	1
By Passing			19	19	Sherman	10	5	89	8.9	18	0
By Returns			2	7	Little	8	2	64	8.0	29	0
Field Goals			20/29	21/33	OTHERS	4	0	7	1.8	5	0
Conversions			37	39	BRONCOS	28	8	310	11.1	65t	1
					OPPONENTS	28	19	249	8.9	66t	1
					KICKOFF RETURNS						
					No.	Yds.	Avg.	Long	TD		

SCORE BY PERIODS							KICKOFF RETURNS							
	1	2	3	4	OT	Total		No.	Yds.	Avg.	Long	TD		
BRONCOS	85	92	54	94	—	325	R. Montgomery	29	756	26.1	94t	1		
OPPONENTS	35	120	81	114	—	350	C. Turner	1	25	25.0	25	0		
							Dawkins	15	357	23.8	28	0		
							Krieg	1	18	18.0	18	0		
							Little	3	48	16.0	22	0		
							Lynch	3	45	15.0	17	0		
							Anderson	1	13	13.0	13	0		
							OTHERS	2	-6	-3.0	-6	0		
SCORING	TD	Ru	Pa	Rt	PAT	FG	\$	PTS	BRONCOS	55	1256	22.8	94t	1
Turner	0	0	0	0	37/37	20/29	0	97	OPPONENTS	54	1246	23.1	43	0
Little	13	9	4	0	0/0	0/0	0	78						
Moses	5	0	5	0	0/0	0/0	0	30						
Masters	3	0	3	0	0/0	0/0	0	18						
Sherman	3	0	3	0	0/0	0/0	0	18						
Anderson	2	1	1	0	0/0	0/0	0	12						
Ramsey	2	2	0	0	0/0	0/0	0	12						
Simmons	2	0	2	0	0/0	0/0	0	12						
Dawkins	2	2	0	0	0/0	0/0	0	12						
Lynch	2	2	0	0	0/0	0/0	0	12						
Van Heusen	1	1	0	0	0/0	0/0	0	6						
Montgomery	1	0	0	1	0/0	0/0	0	6						
Odoms	1	0	1	0	0/0	0/0	0	6						
Greer	1	0	0	1	0/0	0/0	0	6						
BRONCOS	38	17	19	2	37/37	20/29	0	325						
OPPONENTS	41	15	19	7	39/39	21/33	1	350						

FIELD GOAL BREAKDOWN						
Distance	1-19	20-29	30-39	40-49	50+	
Turner	6/6	2/3	6/8	6/11	0/1	
OPPONENTS	4/4	5/5	4/7	7/14	1/3	
TURNER: (15G,29G,40G) (1) (16G) (38G,47N) (37N, 30N)						
(40N, 44G,8G,27G) (32G,27N,43G) (40G) (46N,38G,12G,36G)						
(49G,45G,41N) (13G,38G, 49N) (51N) (12G) (35G)						
SACKS: Alzado 10.5, P. Smith 10.5, Duranko 4.5, Graham 3,						
McKoy 3, Myrtle 2.5, R. Jackson 2, Forsberg 1, Hoffman 1, Geddes 1,						
Domres 1, Team 1, TOTAL 41.0						

FIELD GOAL BREAKDOWN					
Distance	1-19	20-29	30-39	40-49	50+
Turner	6/6	2/3	6/8	6/11	0/1
OPPONENTS	4/4	5/5	4/7	7/14	1/3
TURNER: (15G,29G,40G) (1) (16G) (38G,47N) (37N, 30N) (40N, 44G,8G,27G) (32G,27N,43G) (40G) (46N,38G,12G,36G) (49G,45G,41N) (13G,38G, 49N) (51N) (12G) (35G)					
SACKS: Alzado 10.5, P. Smith 10.5, Duranko 4.5, Graham 3, McKoy 3, Myrtle 2.5, R. Jackson 2, Forsberg 1, Hoffman 1, Geddes 1, Domres 1, Team 1, TOTAL 41.0					

PASSING	Att.	Comp.	Yds.	Comp.%	Yd./Att.	Sack/Lost	TD	TD%	Int	Int%	LG	Rtg.
Johnson	238	132	1783	55.5	7.49	12/82	14	5.9	14	5.9	60	74.6
Ramsey	137	65	1050	47.4	7.66	26/184	3	2.2	9	6.6	55	53.5
Little	2	2	43	100.0	21.50	0/0	1	50.0	0	0.0	35t	158.3
Anderson	3	1	14	33.3	4.67	0/0	1	3.3	0	0.0	14t	88.9
Ernst	4	1	10	25.0	2.50	0/0	0	0.0	0	0.0	10	39.6
BRONCOS	384	201	2900	52.3	7.55	38/266	19	4.9	23	6.0	60	68.7
OPPONENTS	397	206	2540	51.9	6.40	41/357	19	4.8	10	2.5	57t	77.4



1972 DEFENSIVE STATS

(based on unofficial press box statistics)

	TT	UT	A	SACKS	I-YDS	FR
1 Graham	73	55	18	3	2-10	1
2 Alzado	72	54	18	10.5	0-0	5
3 P. Smith	70	53	17	10.5	0-0	0
4 Greer	56	44	12	0	2-18	1
5 Preece	47	37	10	0	1-30	2
6 Mitchell	46	40	6	0	3-27	0
7 Duranko	43	32	11	4.5	0-0	0
8 Myrtle	40	32	8	2.5	0-0	0
9 Geddes	39	32	7	1	0-0	0
10 Voss	36	26	10	0	0-0	0
11 Forsberg	35	22	13	1	0-0	1
12 McKoy	31	27	4	3	0-0	0
Montgomery	31	26	5	0	1-20	1
14 Thompson	27	24	3	0	1-4	0
15 Simone	18	13	5	0	0-0	1
16 Saines	17	11	6	0	0-0	0
17 Domres	11	10	1	1	0-0	0
18 R. Jackson	10	8	2	2	0-0	0
19 Parish	8	6	2	0	0-0	0
20 Crier	6	5	1	0	0-0	0
21 Hoffman	3	1	2	1	0-0	0
22 West	1	1	0	0	0-0	0
23 Team	0	0	0	1	0-0	0
TOTALS	720	559	161	41	10-109	12

1972 GAMES STARTED

OFFENSE	DEFENSE
OB Johnson, Charley	9 DE Alzado, Lyle
OB Ramsey, Steve	5 DE Domres, Tom
RB Anderson, Bobby	9 DE Hoffman, John
RB Dawkins, Joe	5 DE Jackson, Rich
RB Little, Floyd	14 DE Voss, Lloyd
WR Harrison, Dwight	1 DT Duranko, Pete
WR Moses, Haven	6 DT Smith, Paul
WR Sherman, Rod	13 LB Forsberg, Fred
WR Simmons, Jerry	8 LB Geddes, Bob
TE Masters, Billy	14 LB Graham, Tom
C Goeddeke, George	1 LB McKoy, Bill
C Kaminski, Larry	9 LB Myrtle, Chip
C Mapples, Bobby	4 LB Parish, Don
T Current, Mike	14 CB Mitchell, Leroy
T Montgomery, Marv	14 CB Montgomery, Randy
G Jackson, Larron	14 S Greer, Charles
G Lyons, Tommy	9 S Preece, Steve
G Schnitker, Mike	5 S Saines, George
	S/CB Thompson, Billy

1972 COACHES

John Ralston (Head Coach), **Max Coley** (Offensive Coordinator/Backfield), **Joe Collier** (Defensive Coordinator/Defensive Backs), **Dick Coury** (Wide Receivers), **Jerry Frei** (Offensive Line), **Bob Gambold** (Linebackers), **Myrel Moore** (Special Teams), **Doc Ulrich** (Defensive Line).

1972 LEADERS / RANKINGS

INDIVIDUAL	PLAYER	NO.	AFC RANK	NFL RANK	NFL LEADER	NO.
Points	Turner	97	51	91	Marcol (GB)	128
Rushing Yards	Little	859	8	14	Simpson (BUF)	1251
Passing Yards	Johnson	1,783	8	17	Namath (NYJ)	2,816
Passer Rating	Johnson	74.6	3	8	Kilmer (WAS)	84.8
Receiving Yards	Sherman	661	9	16	Jackson (PHI)	1,048
Receptions	Sherman	38	141	251	Jackson (PHI)	62
Interceptions	Mitchell	3	261	451	Bradley (PHI)	9

OFFENSE	NO.	AFC RANK	NFL RANK	NFL LEADER	NO.
Points Per Game	23.2	5	9	Miami	27.5
Total Yards Per Game	319.4	4	5	Miami	369.7
Yards Per Play	5.4	3	2	New York Jets	5.8
Rushing Yards Per Game	131.3	10	18	Miami	211.4
Net Passing Yards Per Game	188.1	2	3	New York Jets	198.4

DEFENSE	NO.	AFC RANK	NFL RANK	NFL LEADER	NO.
Points Per Game	25.0	10	21	Miami	12.2
Total Yards Per Game	275.1	4	9	Miami	235.5
Yards Per Play	4.4	3	5	Pittsburgh	4.2
Rushing Yards Per Game	119.1	2	4	Dallas	108.2
Net Passing Yards Per Game	155.9	8	16	Minnesota	121.4

1972 KEY AWARDS

Pro Bowl (1): DT Paul Smith.

1972 NFL STANDINGS

AFC EAST

Team	W	L	T	Pct	PF	PA
y-Miami	14	0	0	1.000	385	171
New York Jets	7	7	0	.500	367	324
Baltimore	5	9	0	.357	235	252
Buffalo	4	9	1	.321	257	377
New England	3	11	0	.214	192	446

AFC CENTRAL

Team	W	L	T	Pct	PF	PA
y-Pittsburgh	11	3	0	.786	343	175
x-Cleveland	10	4	0	.714	268	249
Cincinnati	8	6	0	.571	299	229
Houston	1	13	0	.071	164	380

AFC WEST

Team	W	L	T	Pct	PF	PA
y-Oakland	10	3	1	.750	365	248
Kansas City	8	6	0	.571	287	254
Denver	5	9	0	.357	325	350
San Diego	4	9	1	.321	264	344

NFC EAST

Team	W	L	T	Pct	PF	PA
y-Washington	11	3	0	.786	336	218
x-Dallas	10	4	0	.714	319	240
New York Giants	8	6	0	.571	331	247
St. Louis	4	9	1	.321	193	303
Philadelphia	2	11	1	.179	145	352

NFC CENTRAL

Team	W	L	T	Pct	PF	PA
y-Green Bay	10	4	0	.714	304	226
Detroit	8	5	1	.607	339	290
Minnesota	7	7	0	.500	301	252
Chicago	4	9	1	.321	225	275

NFC WEST

Team	W	L	T	Pct	PF	PA
y-San Francisco	8	5	1	.607	353	249
Atlanta	7	7	0	.500	269	274
Los Angeles	6	7	1	.464	291	286
New Orleans	2	11	1	.179	215	361

x - Wild Card Qualifier; y - Division Title

DIVISIONAL PLAYOFF GAMES

12/23 - at Pittsburgh 13, Oakland 7
 12/23 - Dallas 30, at San Francisco 28
 12/24 - at Miami 20, Cleveland 14
 12/24 - at Washington 16, Green Bay 3

CONFERENCE CHAMPIONSHIPS

12/31 - Miami 21, at Pittsburgh 17
 12/31 - at Washington 26, Dallas 3

SUPER BOWL VII (Los Angeles)

1/14 - Miami 14, Washington 7

1971 FINAL STATISTICS (4-9-1)

Head Coach: Lou Saban (9) / Jerry Smith (5) AFC West: 4th Home Stadium: Mile High Stadium

Date	W-L	Score	Opponent	Attendance	RUSHING	No.	Yds.	Avg.	Long	TD
Sept 19	T	10-10	Miami	51,228	Little	284	1133	4.0	40	6
Sept 26	L	13-34	at Green Bay	47,957	Anderson	139	533	3.8	36	3
Oct 3	L	3-16	Kansas City	51,200	Lynch	26	162	6.2	23	0
Oct 10	L	16-27	Oakland	51,200	Masters	7	71	10.1	37	0
Oct 17	W	20-16	San Diego	51,200	Post	18	44	2.4	16	0
Oct 24	W	27-0	at Cleveland	75,674	C. Turner	17	43	2.5	9	0
Oct 31	L	16-17	at Philadelphia	65,358	Harrison	5	36	7.2	16	0
Nov 7	L	20-24	Detroit	51,200	Mosier	4	31	7.8	29	0
Nov 14	L	10-24	Cincinnati	51,200	Horn	6	15	2.5	10	0
Nov 21	L	10-28	at Kansas City	49,945	Van Heusen	1	10	10.0	10	0
Nov 28	W	22-10	at Pittsburgh	39,710	Simmons	1	7	7.0	7	0
Dec 5	W	6-3	Chicago	51,200	Ramsey	3	6	2.0	6	0
Dec 12	L	17-45	at San Diego	44,347	Gehrke	1	2	2.0	2	0
Dec 19	L	13-21	at Oakland	54,651	BRONCOS OPPONENTS	512	2093	4.3	40	9

TEAM STATISTICS	Den	Opp	RECEIVING	No.	Yds.	Avg.	Long	TD
TOTAL FIRST DOWNS	217	206	Anderson	37	353	9.5	31	1
Rushing	102	90	Masters	27	382	14.1	25	1
Passing	105	91	Little	26	255	9.8	74	0
Penalty	10	25	Simmons	25	403	16.1	47	1
TOTAL NET YARDS	4158	3819	Harrison	19	265	13.9	43t	2
Avg. Per Game	297.0	272.9	Gehrke	14	254	18.1	48	0
Total Plays	891	825	Whalen	7	124	17.7	35	0
Avg. Per Play	4.7	4.6	C. Turner	7	65	9.3	17	1
NET YARDS RUSHING	2093	1834	Post	4	46	11.5	15	1
Avg. Per Game	149.5	131.0	Mosier	3	36	12.0	19	0
Total Rushes	512	426	Lynch	2	42	21.0	40t	1
Avg. Per Rush	4.1	4.3	Bowdell	1	19	19.0	19	0
NET YARDS PASSING	2065	1985	Van Heusen	1	10	10.0	10	0
Avg. Per Game	147.5	141.8	Washington	1	0	0.0	0	0
Sacked/Yards Lost	22/178	44/435	Schnitker	1	-11	-11.0	-11	0
Gross Yards	2243	2420	BRONCOS	175	2243	12.8	74	8
Att./Completions	357/175	356/150	OPPONENTS	150	2420	16.1	77	18
Completion Pct.	49.0	42.1						

Distance	1-19	20-29	30-39	40-59	50+	OT	Total
Turner	8/9	3/5	8/11	6/12	0/1	—	203
OPONENTS	5/5	6/9	4/7	2/11	0/2	—	275

SCORE BY PERIODS	1	2	3	4	OT	Total
BRONCOS	39	62	32	70	—	203
OPONENTS	54	74	86	61	—	275

SCORING	TD	Ru	Pa	Rt	PAT	FG	\$	PTS
Turner	0	0	0	0	18/18	25/38	0	93
Little	6	6	0	0	0/0	0/0	0	36
Anderson	4	3	1	0	0/0	0/0	0	24
Harrison	2	0	2	0	0/0	0/0	0	12
Lynch	1	0	1	0	0/0	0/0	1	8
Post	1	0	1	0	0/0	0/0	0	6
Simmons	1	0	1	0	0/0	0/0	0	6
Masters	1	0	1	0	0/0	0/0	0	6
Forsberg	1	0	0	1	0/0	0/0	0	6
C. Turner	1	0	1	0	0/0	0/0	0	6
BRONCOS	18	9	8	1	18/18	25/38	1	203
OPONENTS	32	11	18	3	32/32	17/34	0	275

PASSING	Att.	Comp.	Yds.	Comp.%	Yd./Att.	Sack/Lost	TD	TD%	Int	Int%	LG	Rtg.
Ramsey	178	84	1120	47.2	6.29	13/105	5	2.8	13	7.3	47	46.6
Horn	173	89	1056	51.4	6.10	8/67	3	1.7	14	8.1	74	42.4
Anderson	3	1	48	33.3	16.00	1/6	0	0.0	0	0.0	48	81.9
Gehrke	2	1	19	50.0	9.50	0/0	0	0.0	0	0.0	19	83.3
Little	1	0	0	0.0	0.00	0/0	0	0.0	0	0.0	—	39.6
Van Heusen	1	0	0	0.0	0.00	0/0	0	0.0	0	0.0	—	39.6
BRONCOS	358	175	2243	48.9	6.27	22/178	8	2.2	27	7.5	74	44.9
OPONENTS	356	150	2420	42.1	6.80	44/435	18	5.1	20	5.6	77	59.0

SACKS: P. Smith 12, Alzado 8, Costa 6, Forsberg 4, R. Jackson 3.5, Campbell 2.5, Domres 2, Underwood 2, Inman 2, Myrtle 1, Washington 1, **TOTAL 44.0**



1971 DEFENSIVE STATS

(based on unofficial press box statistics)

	TT	UT	A	SACKS	I-YDS	FR
1 Forsberg	73	54	19	4	3-75	0
2 Saimes	56	46	10	0	0-0	1
3 Alzado	55	42	13	8	0-0	0
4 P. Smith	52	34	18	12	0-0	1
5 Myrtl	40	30	10	1	3-64	4
6 Thompson	38	31	7	0	5-83	1
Costa	38	25	13	6	0-0	3
8 Greer	37	28	9	0	3-32	0
9 Washington	35	29	6	1	1-8	1
10 Underwood	32	25	7	2	1-5	0
11 Mitchell	27	25	2	0	2-0	1
12 Jackson	22	14	8	3.5	0-0	1
13 Domres	19	12	7	2	0-0	0
14 Inman	15	10	5	2	0-0	1
15 Campbell	14	10	4	2.5	0-0	0
16 McKoy	8	7	1	0	0-0	0
Montgomery	8	6	2	0	0-0	0
18 Gordon	7	7	0	0	2-21	0
19 Criter	3	2	1	0	0-0	0
Byrd	3	1	2	0	0-0	0
21 Barnes	1	1	0	0	0-0	0
TOTALS	583	439	144	44	20-288	14

1971 GAMES STARTED

OFFENSE	DEFENSE
QB Horn, Don	9 DE Alzado, Lyle
QB Ramsey, Steve	5 DE Campbell, Carter
RB Anderson, Bobby	13 DE Jackson, Rich
RB Little, Floyd	13 DT Costa, Dave
RB Lynch, Fran	1 DT Domres, Tom
RB Post, Dickie	1 DT Inman, Jerry
WR Gehrke, Jack	10 DT Smith, Paul
WR Harrison, Dwight	5 LB Forsberg, Fred
WR Mosier, John	1 LB Myrtle, Chip
WR Simmons, Jerry	12 LB Underwood, Olen
TE Masters, Billy	12 LB Washington, Dave
TE Whalen, Jim	2 CB Mitchell, Leroy
C/G Goeddeke, George	12 CB Thompson, Billy
C Kaminski, Larry	3 S Greer, Charles
T Current, Mike	14 S Saimes, George
T Shoals, Roger	14
G Brunelli, Sam	4
G Jackson, Larron	9
G Lyons, Tommy	1
G Schnitker, Mike	13

1971 COACHES

Lou Saban (Head Coach - First 9 Gms.), **Joe Collier** (Defensive Secondary), **Whitey Duvell** (Special Teams/Tight Ends), **Hunter Enis** (Offensive Backfield), **Stan Jones** (Defensive Line), **Jerry Smith** (Offensive Line / Head Coach - Final 5 Gms.).

1971 LEADERS / RANKINGS

INDIVIDUAL	PLAYER	NO.	AFC RANK	NFL RANK	NFL LEADER	NO.
Points	Turner	93	4	7	Yepremian (MIA)	117
Rushing Yards	Little	1,133	1	1	Little (DEN)	1,133
Passing Yards	Ramsey	1,120	12	26	Hadl (SD)	3,075
Passer Rating	Ramsey	46.6	9	19	Staubach (DAL)	104.8
Receiving Yards	Simmons	403	26	53	Taylor (KC)	1,110
Receptions	Anderson	37	17	29t	Bieleitnikoff (OAK)	61
Interceptions	Thompson	5	8t	19t	Bradley (PHI)	11

OFFENSE	NO.	AFC RANK	NFL RANK	NFL LEADER	NO.
Points Per Game	14.5	12	24	Dallas	29.0
Total Yards Per Game	297.0	6	11	Dallas	359.6
Yards Per Play	4.7	6	9t	Three Teams	5.5
Rushing Yards Per Game	149.5	5	10	Miami	173.5
Net Passing Yards Per Game	147.5	8	17	San Diego	223.9

DEFENSE	NO.	AFC RANK	NFL RANK	NFL LEADER	NO.
Points Per Game	19.6	6	12	Minnesota	9.9
Total Yards Per Game	272.9	5	10	Baltimore	203.7
Yards Per Play	4.6	3t	6t	Baltimore	3.8
Rushing Yards Per Game	131.0	8	14	Baltimore	79.5
Net Passing Yards Per Game	141.8	3	5	Atlanta	117.0

1971 KEY AWARDS

Pro Bowl (2): DE Rich Jackson, RB Floyd Little. **All-Pro (1):** RB Floyd Little.

1971 NFL STANDINGS

AFC EAST

Team	W	L	T	Pct	PF	PA
y-Miami	10	3	1	.769	315	174
x-Baltimore	10	4	0	.714	313	140
New England	6	8	0	.429	238	325
New York Jets	6	8	0	.429	212	299
Buffalo	1	13	0	.071	184	394

AFC CENTRAL

Team	W	L	T	Pct	PF	PA
y-Cleveland	9	5	0	.643	285	273
Pittsburgh	6	8	0	.429	246	292
Houston	4	9	1	.308	251	330
Cincinnati	4	10	0	.286	284	265

AFC WEST

Team	W	L	T	Pct	PF	PA
y-Kansas City	10	3	1	.769	302	208
Oakland	8	4	2	.667	344	278
San Diego	6	8	0	.429	311	341
Denver	4	9	1	.308	203	275

NFC EAST

Team	W	L	T	Pct	PF	PA
y-Dallas	11	3	0	.786	406	222
x-Washington	9	4	1	.692	276	190
Philadelphia	6	7	1	.462	221	302
St. Louis	4	9	1	.308	231	279
New York Giants	4	10	0	.286	228	362

NFC CENTRAL

Team	W	L	T	Pct	PF	PA
y-Minnesota	11	3	0	.786	245	139
Detroit	7	6	1	.538	341	286
Chicago	6	8	0	.429	185	276
Green Bay	4	8	2	.333	274	298

NFC WEST

Team	W	L	T	Pct	PF	PA
y-San Francisco	9	5	0	.643	300	216
Los Angeles	8	5	1	.615	313	260
Atlanta	7	6	1	.538	274	277
New Orleans	4	8	2	.333	266	347

x - Wild Card Qualifier; y - Division Title
(NOTE - in 1971 tie games were not included in winning percentage)

DIVISIONAL PLAYOFF GAMES

12/25 - Miami 27, at Kansas City 24 (OT)
12/25 - Dallas 20, at Minnesota 12
12/26 - Baltimore 20, at Cleveland 3
12/26 - at San Francisco 24, Washington 20

CONFERENCE CHAMPIONSHIPS

1/2 - at Miami 21, Baltimore 0
1/2 - at Dallas 14, San Francisco 3

SUPER BOWL VI (NEW ORLEANS)

1/16 - Dallas 24, Miami 3

1970 FINAL STATISTICS (5-8-1)

Head Coach: Lou Saban AFC West: 4th Home Stadium: Mile High Stadium

Date	W-L	Score	Opponent	Attendance	RUSHING	No.	Yds.	Avg.	Long	TD
Sept 20	W	25-10	at Buffalo	34,882	Little	209	901	4.3	80t	3
Sept 27	W	16-13	Pittsburgh	50,705	Anderson	83	368	4.4	27t	4
Oct 4	W	26-13	Kansas City	50,705	Crenshaw	69	200	2.9	25	5
Oct 11	L	23-35	at Oakland	54,436	Turner	29	106	3.7	12	2
Oct 18	W	24-10	Atlanta	50,705	Pastrana	14	89	6.4	14	1
Oct 25	L	14-19	at San Francisco	39,515	Lynch	20	81	4.1	19	1
Nov 1	L	3-19	Washington	50,705	Liske	7	42	6.0	14	1
Nov 8	L	21-24	at San Diego	48,327	Tensi	4	14	3.5	15	0
Nov 15	L	19-24	Oakland	50,959	Haffner	1	1	1.0	1	0
Nov 22	W	31-6	at New Orleans	66,837	BRONCOS	436	1802	4.1	80t	17
Nov 29	L	21-31	at Houston	35,733	OPPONENTS	409	1351	3.3	65t	7
Dec 6	L	0-16	at Kansas City	50,454						
Dec 13	T	17-17	San Diego	50,959						
Dec 20	L	13-27	Cleveland	51,001						

TEAM STATISTICS		Den	Opp			
TOTAL FIRST DOWNS		217	199			
Rushing		87	67			
Passing		112	118			
Penalty		18	14			
TOTAL NET YARDS		3827	3705			
Avg. Per Game		273.4	264.6			
Total Plays		883	838			
Avg. Per Play		4.3	4.4			
NET YARDS RUSHING		1802	1351			
Avg. Per Game		128.7	96.5			
Total Rushes		436	409			
Avg. Per Rush		4.1	3.3			
NET YARDS PASSING		2025	2354			
Avg. Per Game		144.6	168.1			
Sacked/Yards Lost		44/333	50/456			
Gross Yards		2358	2810			
Att./Completions		403/183	379/191			
Completion Pct.		45.4	50.4			
Had Intercepted		28	16			
Avg. Gain per Attempt		5.0	6.2			
Avg. Gain per Completion		12.9	14.7			
PUNTS/AVERAGE		87/42.9	89/44.9			
Had Blocked		0	0			
PUNT RETURNS		63/556	56/416			
Avg. Per Return		8.8	7.4			
KICKOFF RETURNS		49/1114	24/544			
Avg. Per Return		22.7	22.7			
INTERCEPTIONS/RET.		16/220	28/213			
PENALTIES/YARDS		94/887	82/802			
FUMBLES/BALL LOST		23/13	35/16			
TOUCHDOWNS		28	28			
Rushing		17	7			
Passing		11	20			
Others (see individuals)		0	1			
POINTS AFTER TOUCHDOWN		27	27			
FIELD GOALS		18/32	23/36			
Distance	1-19	20-29	30-39	40-59	50+	
Howfield	2/3	3/6	5/7	6/9	2/5	

SCORE BY PERIODS		1	2	3	4	OT	Total
BRONCOS		44	60	45	104	—	253
OPPONENTS		74	93	57	40	—	264

SCORING	TD	Ru	Pa	Rt	PAT	FG	S	PTS
Liske	0	0	0	0	27/28	18/32	0	81
Crenshaw	6	5	1	0	0/0	0/0	0	36
Anderson	4	4	0	0	0/0	0/0	0	24
Little	3	3	0	0	0/0	0/0	0	18
Whalen	3	0	3	0	0/0	0/0	0	18
Denson	2	0	2	0	0/0	0/0	0	12
Masters	2	0	2	0	0/0	0/0	0	12
Turner	2	2	0	0	0/0	0/0	0	12
Van Heusen	2	0	2	0	0/0	0/0	0	12
Haffner	1	0	1	0	0/0	0/0	0	6
Liske	1	1	0	0	0/0	0/0	0	6
Lynch	1	1	0	0	0/0	0/0	0	6
Pastrana	1	1	0	0	0/0	0/0	0	6
Washington	0	0	0	0	0/0	0/0	1	2
TEAM	0	0	0	0	0/0	0/0	1	2
BRONCOS	28	17	11	0	27/28	18/32	2	253
OPPONENTS	28	7	20	1	27/28	23/36	0	264

PASSING	Att.	Comp.	Yds.	Comp.%	Yd./Att.	Sack/Lost	TD	TD%	Int	Int%	LG	Rtg.
Liske	238	112	1340	47.1	5.63	28/228	7	2.9	11	4.6	74	55.3
Tensi	80	38	539	47.5	6.74	6/35	3	3.8	8	10.0	42	42.7
Pastrana	75	29	420	38.7	5.60	8/60	1	1.3	9	12.0	58t	22.5
Anderson	7	4	59	57.1	8.43	1/5	0	0.0	0	0.0	25	84.8
Van Heusen	1	0	0	0.0	0.00	0/0	0	0.0	0	0.0	—	39.6
Little	2	0	0	0.0	0.00	1/5	0	0.0	0	0.0	—	39.6
BRONCOS	403	193	2358	45.4	5.85	44/333	11	2.7	28	6.9	74	44.5
OPPONENTS	379	191	2810	50.4	7.41	50/456	20	5.3	16	4.2	63t	75.0

RECEIVING	No.	Yds.	Avg.	Long	TD
Denson	47	646	13.7	42	2
Whalen	36	503	14.0	34	3
Crenshaw	18	105	5.8	35	1
Little	17	161	9.5	39	0
Van Heusen	16	382	23.9	74	2
Haffner	12	196	16.3	28t	1
Anderson	9	140	15.6	37	0
Masters	9	83	9.2	18	2
Turner	8	23	2.9	11	0
Lynch	7	69	9.9	36	0
Embree	4	50	12.5	20	0
BRONCOS	183	2358	12.9	74	11
OPPONENTS	191	2810	14.7	63t	20

INTERCEPTIONS	No.	Yds.	Avg.	Long	TD
Martha	6	99	16.5	50	0
Greer	4	20	5.0	15	0
Gordon	3	26	8.7	24	0
Thompson	2	65	32.5	33	0
Wade	1	10	10.0	10	0
BRONCOS	16	220	13.8	50	0
OPPONENTS	28	213	7.6	26	0

PUNTING	No.	Yds.	Avg.	Long	B
Van Heusen	87	3732	42.9	64	0
OPPONENTS	89	3998	44.9	68	0

PUNT RETURNS	No.	FC	Yds.	Avg.	Long	TD
Thompson	23	1	233	10.1	45	0
Greer	14	4	123	8.8	38	0
Little	22	3	187	8.5	24	0
Jaquess	4	5	13	3.3	7	0
BRONCOS	63	13	556	8.8	45	0
OPPONENTS	56	16	416	7.4	60	0

KICKOFF RETURNS	No.	Yds.	Avg.	Long	TD
Anderson	21	520	24.8	39	0
Thompson	9	188	20.9	29	0
Hendren	8	197	24.6	30	0
Little	6	126	21.0	28	0
Criter	2	20	10.0	10	0
Turner	1	31	31.0	31	0
Washington	1	20	20.0	20	0
Myrtle	1	1	1.0	1	0
Lynch	0	11	—	11	0
BRONCOS	49	1114	22.7	39	0
OPPONENTS	24	544	22.7	51	0

*return yardage gained by lateral

SACKS: P. Smith 11.5, Jackson 10, Costa 9, Duranko 7, Washington 5.5, Myrtle 3, Cunningham 1, Greer 1, Inman 0.5, Roche 0.5, Team 1, **TOTAL 50.0**



1970 DEFENSIVE STATS

(based on unofficial press box statistics)

	TT	UT	A	SACKS	I-YDS	FR
1 Jackson	88	64	24	10	0-0	0
2 Forsberg	85	65	20	0	0-0	1
3 P. Smith	79	59	20	11.5	0-0	0
4 Costa	68	44	24	9	0-0	3
5 Martha	64	41	23	0	6-99	0
6 Greer	63	51	12	1	4-20	3
7 Washington	48	36	12	5.5	0-0	1
8 Duranko	47	41	6	7	0-0	0
9 Cunningham	39	23	16	1	0-0	2
10 Gordon	38	33	5	0	3-26	0
11 Thompson	30	25	5	0	2-65	1
12 Saines	23	17	6	0	0-0	0
13 Jaquess	22	18	4	0	0-0	0
Myrtle	22	13	9	3	0-0	1
15 Inman	16	7	9	0.5	0-0	0
16 Roche	13	10	3	0.5	0-0	0
17 Butler	10	9	1	0	0-0	0
18 Criter	8	5	3	0	0-0	1
19 Wade	7	5	2	0	1-10	0
20 Edgersson	6	5	1	0	0-0	0
21 Garrett	2	2	0	0	0-0	0
22 Barnes	1	1	0	0	0-0	0
23 Team	0	0	0	0.5	0-0	0
TOTALS	779	574	205	49.5	16-220	13

1970 GAMES STARTED

OFFENSE			DEFENSE		
QB Liske, Pete	9	DE Duranko, Pete	14		
QB Pastrana, Al	3	DE Jackson, Rich	14		
QB Tensi, Steve	2	DT Costa, Dave	14		
RB Crenshaw, Willis	12	DT Smith, Paul	14		
RB Little, Floyd	14	LB Criter, Ken	1		
RB Lynch, Fran	2	LB Cunningham, Carl	14		
WR Denson, Al	14	LB Forsberg, Fred	13		
WR Embree, John	1	LB Inman, Jerry	1		
WR Hafner, Mike	7	LB Myrtle, Chip	2		
WR Van Heusen, Bill	5	LB Washington, Dave	11		
TE Masters, Billy	2	CB Gordon, Cornell	14		
TE Whalen, Jim	13	CB Jaquess, Pete	2		
C Kaminski, Larry	14	CB Mitchell, Alvin	1		
T Alexakos, Steve	1	CB Thompson, Billy	9		
T Bachman, Jay	1	CB Wade, Bob	2		
T Brunelli, Sam	12	S Greer, Charles	14		
T Current, Mike	14	S Martha, Paul	12		
G Goeddeke, George	14	S Saines, George	2		
G Schnitker, Mike	2				
G Young, Bob	12				

1970 COACHES

Lou Saban (Head Coach), Joe Collier (Defensive Backfield), Whitey Dovel (Offensive Line), Hunter Enis (Offensive Backfield), Stan Jones (Defensive Line), Dick MacPherson (Linebackers), Sam Rutigliano (Wide Receivers).

1970 LEADERS / RANKINGS

INDIVIDUAL	PLAYER	NO.	AFC RANK	NFL RANK	NFL LEADER	NO.
Points	Howfield	81	7	16	Cox (MIN)	125
Rushing Yards	Little	901	1	4	Brown (WAS)	1,125
Passing Yards	Liske	1,340	11	23	Brodie (SF)	2,941
Passer Rating	Liske	55.3	10	22	Brodie (SF)	93.8
Receiving Yards	Denson	646	10	21	Washington (SF)	1,100
Receptions	Denson	47	21	101	Gordon (CHI)	71
Interceptions	Martha	6	41	91	Robinson (KC)	10

OFFENSE	NO.	AFC RANK	NFL RANK	NFL LEADER	NO.
Points Per Game	18.1	9	18	San Francisco	25.1
Total Yards Per Game	273.4	10	18	Oakland	344.9
Yards Per Play	4.3	12	211	Oakland/St. Louis	5.3
Rushing Yards Per Game	128.7	5	9	Dallas	164.3
Net Passing Yards Per Game	144.6	9	19	San Francisco	208.8

DEFENSE	NO.	AFC RANK	NFL RANK	NFL LEADER	NO.
Points Per Game	18.9	5	12	Minnesota	10.2
Total Yards Per Game	264.6	3	7	Minnesota	200.2
Yards Per Play	4.4	21	61	Minnesota	3.4
Rushing Yards Per Game	96.5	2	3	Detroit	82.3
Net Passing Yards Per Game	168.1	8	18	Minnesota	102.7

1970 KEY AWARDS

Pro Bowl (2): DE Rich Jackson, RB Floyd Little. All-Pro (2): DE Rich Jackson, RB Floyd Little.

1970 NFL STANDINGS

AFC EAST

Team	W	L	T	Pct	PF	PA
y-Baltimore	11	2	1	.846	321	234
x-Miami	10	4	0	.714	297	228
New York Jets	4	10	0	.286	255	286
Buffalo	3	10	1	.231	204	337
Boston	2	12	0	.143	149	361

AFC CENTRAL

Team	W	L	T	Pct	PF	PA
y-Cincinnati	8	6	0	.571	312	255
Cleveland	7	7	0	.500	286	265
Pittsburgh	5	9	0	.357	210	272
Houston	3	10	1	.321	217	352

AFC WEST

Team	W	L	T	Pct	PF	PA
y-Oakland	8	4	2	.667	300	293
Kansas City	7	5	2	.583	272	244
San Diego	5	6	3	.455	282	278
Denver	5	8	1	.385	253	264

NFC EAST

Team	W	L	T	Pct	PF	PA
y-Dallas	10	4	0	.714	299	221
New York Giants	9	5	0	.643	301	270
St. Louis	8	5	1	.615	325	228
Washington	6	8	0	.429	297	314
Philadelphia	3	10	1	.231	241	332

NFC CENTRAL

Team	W	L	T	Pct	PF	PA
y-Minnesota	12	2	0	.857	335	143
x-Detroit	10	4	0	.714	347	202
Green Bay	6	8	0	.429	196	293
Chicago	6	8	0	.429	256	261

NFC WEST

Team	W	L	T	Pct	PF	PA
y-San Francisco	10	3	1	.769	352	267
Los Angeles	9	4	1	.692	325	202
Atlanta	4	8	2	.333	206	261
New Orleans	2	11	1	.154	172	347

x - Wild Card Qualifier; y - Division Title
(NOTE - in 1970 tie games were not included in winning percentage)

DIVISIONAL PLAYOFF GAMES

12/26 - at Baltimore 17, Cincinnati 0

12/26 - at Dallas 5, Detroit 0

12/27 - at Oakland 21, Miami 14

12/27 - San Francisco 17, at Minnesota 14

CONFERENCE CHAMPIONSHIPS

1/3 - at Baltimore 27, Oakland 17

1/3 - Dallas 17, at San Francisco 10

SUPER BOWL V (MIAMI)

1/17 - Baltimore 16, Dallas 13

1969 FINAL STATISTICS (5-8-1)

Head Coach: Lou Saban AFL West: 4th Home Stadium: Mile High Stadium

Date	W-L	Score	Opponent	Attendance	RUSHING	No.	Yds.	Avg.	Long	TD
Sept 14	W	35-7	Boston	43,482	Little	146	729	5.0	48t	6
Sept 21	W	21-19	New York Jets	50,583	Lynch	96	407	4.2	54	2
Sept 28	L	28-41	at Buffalo	40,302	Quayle	57	183	3.2	17	0
Oct 5	L	13-26	Kansas City	50,564	Smiley	56	166	3.0	26	3
Oct 12	L	14-24	Oakland	49,511	Tensi	12	63	5.3	17	0
Oct 19	W	30-23	at Cincinnati	27,920	Liske	10	50	5.0	19	0
Oct 26	L	21-24	at Houston	45,348	Williams	10	18	1.8	8	1
Nov 2	W	13-0	San Diego	45,511	Denson	1	9	9.0	9	0
Nov 9	L	10-41	at Oakland	54,416	Burnett	5	9	1.8	5	0
Nov 16	T	20-20	Houston	45,002	Jones	1	3	3.0	3	0
Nov 23	L	24-45	at San Diego	34,664	BRONCOS	394	1637	4.2	54	12
Nov 27	L	17-31	at Kansas City	48,773	OPPONENTS	436	1709	3.9	43t	15
Dec 7	L	24-27	at Miami	25,332						
Dec 14	W	27-16	Cincinnati	42,198						

TEAM STATISTICS				Den	Opp	RECEIVING				
TOTAL FIRST DOWNS				243	278	No.	Yds.	Avg.	Long	TD
Rushing				87	95	Denson	53	809	15.3	62t
Passing				130	151	Haffner	35	563	16.1	46
Penalty				26	30	Embree	29	469	16.2	79t
TOTAL NET YARDS				4161	4641	Little	19	218	11.5	67t
Avg. Per Game				297.2	331.5	Quayle	11	167	15.2	71
Total Plays				841	918	Beer	9	200	22.2	48
Avg. Per Play				4.9	5.1	Pivec	9	117	13.0	18
NET YARDS RUSHING				1637	1709	Lynch	9	86	9.6	19
Avg. Per Game				116.9	122.1	Williams	5	56	11.2	14
Total Rushes				394	436	Smiley	5	23	4.6	17t
Avg. Per Rush				4.2	3.9	Buckman	4	48	12.0	20
NET YARDS PASSING				2524	2932	Van Heusen	3	64	31.3	36
Avg. Per Game				180.3	209.4	Pastrana	1	15	15.0	15
Sacked/Yards Lost				44/311	45/363	BRONCOS	192	2835	14.8	79t
Att./Completions				403/192	437/223	OPPONENTS	223	3295	14.8	86t
Completion Pct.				47.6	51.0					
Had Intercepted				23	14	INTERCEPTIONS				
Touchdowns				23	19	No.	Yds.	Avg.	Long	TD
Avg. Gain per Attempt				6.3	6.7	Thompson	3	92	30.7	57t
Avg. Gain per Completion				13.1	13.1	Burrell	2	65	32.5	38t
PUNTS/AVERAGE				72/40.1	71/43.1	Cavness	2	30	15.0	29
Had Blocked				1	0	Huard	2	18	9.0	18
PUNT RETURNS				37/450	35/246	Greer	2	13	6.5	13
Avg. Per Return				12.2	7.0	Cunningham	2	10	5.0	5
KICKOFF RETURNS				56/1323	21/471	Hollomon	1	0	0.0	0
Avg. Per Return				23.6	22.4	BRONCOS	14	228	16.3	57t
INTERCEPTIONS/RET.				14/228	23/421	OPPONENTS	23	421	18.3	66
PENALTIES/YARDS				79/738	84/901	PUNTING				
FUMBLES/BALL LOST				15/8	24/14	No.	Yds.	Avg.	Long	B
TOUCHDOWNS				37	40	Van Heusen	25	1021	40.8	61
Rushing				12	15	Hollomon	47	1868	39.7	57
Passing				23	19	BRONCOS	72	2889	40.1	61
Others (Safety)				2	6	OPPONENTS	71	3059	43.1	98
PAT (Kicking)				36/37	38/39	PUNT RETURNS				
PAT (Passing)				0/0	0/1	No.	FC	Yds.	Avg.	Long
PAT (Rushing)				0/0	0/0	Thompson	25	5	288	11.5
FIELD GOALS				13/29	22/32	Little	6	2	70	11.7
						Burrell	5	2	56	11.2
						Greer	1	0	36	36.0
						BRONCOS	37	9	450	12.2
						OPPONENTS	35	20	246	7.0

SCORE BY PERIODS						KICKOFF RETURNS				
	1	2	3	4	OT	Total	No.	Yds.	Avg.	Long
BRONCOS	72	89	61	75	—	297	18	513	28.5	63
OPPONENTS	67	86	86	105	—	344	23	574	25.0	38

SCORING											KICKOFF RETURNS				
	TD	Ru	Pa	Rt	PAT	FG	S	PTS			No.	Yds.	Avg.	Long	TD
Howfield	0	0	0	0	36/37	13/29	0	75	Thompson		18	513	28.5	63	0
Denson	10	0	10	0	0/0	0/0	0	60	Williams		23	574	25.0	38	0
Little	7	6	1	0	0/0	0/0	0	42	Burrell		6	108	18.0	30	0
Haffner	5	0	5	0	0/0	0/0	0	30	Little		3	81	27.0	30	0
Embree	5	0	5	0	0/0	0/0	0	30	Criter		3	31	10.3	14	0
Smiley	4	3	1	0	0/0	0/0	0	24	Barnes		1	16	16.0	16	0
Lynch	2	2	0	0	0/0	0/0	0	12	Hollomon		1	0	0.0	—	0
Thompson	1	0	0	1	0/0	0/0	0	6	Myrtle		1	0	0.0	—	0
Burrell	1	0	0	1	0/0	0/0	0	6	BRONCOS		56	1323	23.6	63	0
Buckman	1	0	1	0	0/0	0/0	0	6	OPPONENTS		21	471	22.4	53t	1
Williams	1	1	0	0	0/0	0/0	0	6							
BRONCOS	37	12	23	2	36/37	13/29	0	297							
OPPONENTS	40	15	19	6	38/39	22/32	0	344							

PASSING											SACK/LOST				
	Att.	Comp.	Yds.	Comp.%	Yd./Att.	Sack/Lost	TD	TD%	Int	Int%	LG	Rtg.			
Tensi	286	131	1990	45.8	6.96	29/208	14	4.9	12	4.2	79t	68.1			
Liske	115	61	845	53.0	7.35	15/103	9	7.8	11	9.6	71	63.4			
Little	2	0	0	0.0	0.00	0/0	0	0.0	0	0.0	—	39.6			
BRONCOS	403	192	2835	47.6	7.03	44/311	23	5.7	23	5.7	79t	66.3			
OPPONENTS	437	223	3295	51.0	7.54	45/363	19	4.3	14	3.2	86t	77.2			

SACKS: Jackson 12.5, Costa 11.5, Duranko 7, Cunningham 3, P. Smith 3, Richter 2, Mirich 2, Myrtle 2, Inman 2, **TOTAL 45.0**

1969 PRIMARY STARTERS

OFFENSE	DEFENSE
SE Denson, Al	LE Jackson, Rich
SE Haffner, Mike	LT Smith, Paul
LT Brunelli, Sam	LT Inman, Jerry
LG Goeddeke, George	RT Costa, Dave
C Kaminski, Larry	RE Duranko, Pete
RG Young, Bob	LLB Cunningham, Carl
RT Current, Mike	MLB Huard, John
TE Beer, Tom	RLB Myrtle, Chip
TE Pivec, Dave	LC Cavness, Grady
WR Embree, John	RC Thompson, Billy
QB Tensi, Steve	FS Jaquess, Pete
QB Liske, Peter	FS Burrell, George
HB Little, Floyd	SS Greer, Charles
HB Quayle, Frank	
FB Lynch, Fran	
FB Smiley, Tom	

1969 COACHES

Lou Saban (Head Coach), **Joe Collier** (Defensive Backfield), **Whitey Doveil** (Offensive Line), **Hunter Enis** (Offensive Backfield), **Stan Jones** (Defensive Line), **Dick MacPherson** (Linebackers), **Sam Rutigliano** (Wide Receivers).

1969 LEADERS / RANKINGS

		AFL	
INDIVIDUAL	PLAYER NO.	RANK	AFL LEADER NO.
Points	Howfield 75	8	Turner (NYJ) 129
Rushing Yards	Little 729	5	Post (SD) 873
Passing Yards	Tensi 1,990	6	Lamonica (OAK) 3,302
Passer Rating	Tensi 68.1	4	Cook (CIN) 88.3
Receiving Yards	Denson 809	7	Wells (OAK) 1,260
Receptions	Denson 53	3	Alworth (SD) 64
Interceptions	Thompson 3	28t	Thomas (KC) 9
		AFL	
OFFENSE NO.		RANK	AFL LEADER NO.
Points Per Game 21.2		4	Oakland 26.9
Total Yards Per Game 297.2		6	Oakland 359.7
Yards Per Play 4.9		5	Oakland 5.5
Rushing Yards Per Game 116.9		6	Kansas City 158.6
Net Passing Yards Per Game 180.3		5	Oakland 233.6
		AFL	
DEFENSE NO.		RANK	AFL LEADER NO.
Points Per Game 24.6		8	Kansas City 12.6
Total Yards Per Game 331.5		8	Kansas City 225.9
Yards Per Play 5.1		6	Kansas City 4.0
Rushing Yards Per Game 122.1		7	Kansas City 77.9
Net Passing Yards Per Game 209.4		10	Kansas City 148.0

1969 KEY AWARDS

All-Pro (2): DE Rich Jackson (second team), RB Floyd Little (first team). **AP All-AFL (2):** DE Rich Jackson, RB Floyd Little. **AFL All-Star Game (6):** DT Dave Costa, T Mike Current, WR Al Denson, G George Goeddeke, DE Rich Jackson, RB Floyd Little.

1969 AFL STANDINGS

AFL EAST

Team	W	L	T	Pct	PF	PA
y-New York Jets	10	4	0	.714	353	269
x-Houston	6	6	2	.500	278	279
Boston	4	10	0	.286	266	316
Buffalo	4	10	0	.286	230	359
Miami	3	10	1	.231	233	332

AFL WEST

Team	W	L	T	Pct	PF	PA
y-Oakland	12	1	1	.923	377	242
x-Kansas City	11	3	0	.786	359	177
San Diego	8	6	0	.571	288	276
Denver	5	8	1	.385	297	344
Cincinnati	4	9	1	.308	280	367

x - Made Playoffs; y - Division Title

DIVISIONAL PLAYOFF GAMES

12/20 - Kansas City 13, at New York Jets 6

12/21 - at Oakland 56, Houston 7

AFL CHAMPIONSHIP

1/4 - Kansas City 17, at Oakland 7

1969 NFL STANDINGS

EAST-CAPITOL

Team	W	L	T	Pct	PF	PA
y-Dallas	11	2	1	.846	369	223
Washington	7	5	2	.583	307	319
New Orleans	5	9	0	.357	311	393
Philadelphia	4	9	1	.308	279	377

EAST-CENTURY

Team	W	L	T	Pct	PF	PA
y-Cleveland	10	3	1	.769	351	300
New York Giants	6	8	0	.429	264	298
St. Louis	4	9	1	.308	314	389
Pittsburgh	1	13	0	.071	218	404

WEST-CENTRAL

Team	W	L	T	Pct	PF	PA
y-Minnesota	12	2	0	.857	379	133
Detroit	9	4	1	.692	259	188
Green Bay	8	6	0	.571	269	221
Chicago	1	13	0	.071	210	339

WEST-COASTAL

Team	W	L	T	Pct	PF	PA
y-Los Angeles	11	3	0	.786	320	243
Baltimore	8	5	1	.615	279	268
Atlanta	6	8	0	.429	276	268
San Francisco	4	8	2	.333	277	319

y - Division Title

CONFERENCE CHAMPIONSHIPS

12/27 - at Minnesota 23, Los Angeles 20

12/28 - Cleveland 38, at Dallas 14

NFL CHAMPIONSHIP

1/4 - at Minnesota 27, Cleveland 7

SUPER BOWL IV (NEW ORLEANS)

1/11 - Kansas City (AFL) 23, Minnesota (NFL) 7



1968 FINAL STATISTICS (5-9)

Head Coach: Lou Saban AFL West: 4th Home Stadium: Mile High Stadium

Date	W-L	Score	Opponent	Attendance	RUSHING, cont.	No.	Yds.	Avg.	Long	TD
Sept 15	L	10-24	at Cincinnati	25,049	Leclair	12	40	3.3	12	0
Sept 22	L	2-34	at Kansas City	45,821	Moore	4	22	5.5	10	0
Sept 29	L	17-20	Boston	37,024	Lindsey	4	17	4.3	7	0
Oct 6	W	10-7	Cincinnati	41,257	Van Heusen	1	6	6.0	6	0
Oct 13	W	21-13	at New York Jets	62,052	Haffner	2	2	1.0	1	0
Oct 20	L	24-55	at San Diego	42,953	Tensi	6	2	0.3	2	0
Oct 27	W	21-14	Miami	44,115	Jones	1	-1	-1.0	-1	0
Nov 3	W	35-14	at Boston	18,304	DiVito	1	-1	-1.0	-1	0
Nov 10	L	7-43	Oakland	50,002	BRONCOS	411	1614	3.9	155	11
Nov 17	L	17-38	at Houston	36,075	OPPONENTS	457	1861	4.1	165	20
Nov 24	W	34-32	Buffalo	35,142						
Dec 1	L	23-47	San Diego	35,312						
Dec 8	L	27-33	at Oakland	47,754						
Dec 14	L	7-30	Kansas City	38,463						

TEAM STATISTICS				Den	Opp
TOTAL FIRST DOWNS				217	251
Rushing				75	94
Passing				124	145
Penalty				18	12
TOTAL NET YARDS				3971	5024
Avg. Per Game				283.6	358.9
Total Plays				889	917
Avg. Per Play				4.5	5.5
NET YARDS RUSHING				1614	1861
Avg. Per Game				115.3	132.9
Total Rushes				411	457
Avg. Per Rush				3.9	4.1
NET YARDS PASSING				2357	3163
Avg. Per Game				168.4	225.9
Sacked/Yards Lost				51/469	31/256
Att./Completions				427/179	429/217
Completion Pct.				41.9	50.6
Had Intercepted				27	20
PUNTS/AVERAGE				96/42.7	76/43.0
Had Blocked				1	1
PUNT RETURNS				38/332	46/282
Avg. Per Return				8.7	6.1
KICKOFF RETURNS				60/1361	29/704
Avg. Per Return				22.7	24.3
INTERCEPTIONS/RET.				20/165	27/328
PENALTIES/YARDS				73/772	64/750
FUMBLES/BALL LOST				28/13	24/12
TOUCHDOWNS				32	48
Rushing				11	20
Passing				20	25
Others (Ret.)				1	3
Others (Safety)				1	2
PAT (Kicking)				31/31	47/47
PAT (Passing)				0/1	1/1
PAT (Rushing)				0/0	0/0
FIELD GOALS				10/23	21/34

SCORING				TD	Ru	Pa	Rt	PAT	FG	S	PTS
Howfield				0	0	0	0	30/30	9/18	0	57
Crabtree				5	0	5	0	0/0	0/0	0	30
Little				5	3	1	1	0/0	0/0	0	30
Denson				5	0	5	0	0/0	0/0	0	30
Lynch				4	4	0	0	0/0	0/0	0	24
Briscoe				3	3	0	0	0/0	0/0	0	18
Van Heusen				3	0	3	0	0/0	0/0	0	18
Jones				2	0	2	0	0/0	0/0	0	12
McCarthy				2	0	2	0	0/0	0/0	0	12
Haffner				1	0	1	0	0/0	0/0	0	6
Beer				1	0	1	0	0/0	0/0	0	6
Ford				1	1	0	0	0/0	0/0	0	6
Humphreys				0	0	0	0	1/1	1/5	0	4
Myrtle				0	0	0	0	0/0	0/0	1	2
BRONCOS				32	11	20	1	31/31	10/23	1	255
OPPONENTS				48	20	25	3	47/47	21/34	0	404

RUSHING				No.	Yds.	Avg.	Long	TD
Little				158	584	3.7	55t	3
Briscoe				41	308	7.5	34	3
Lynch				66	221	3.3	19	4
Ford				41	186	4.5	23	1
McCarthy				28	89	3.2	12	0
Erwin				24	76	3.2	9	0
Lamb				22	63	2.9	17	0

PASSING				Att.	Comp.	Yds.	Comp %	Yd./Att.	TD	TD%	Int	Int%	LG	Rtg.
Briscoe				224	93	1589	41.5	7.09	15	6.3	13	5.8	66t	62.9
Tensi				119	48	709	40.3	5.96	5	4.2	8	6.7	72t	46.5
LeClair				54	27	401	50.0	7.43	1	1.9	5	9.3	50	42.3
McCormick				19	8	89	42.1	4.68	0	0.0	1	5.3	18	34.8
Haffner				1	1	18	100.0	18.00	0	0.0	0	0.0	18	118.8
DiVito				6	1	16	16.6	2.67	0	0.0	0	0.0	16	39.6
Lynch				2	1	4	50.0	2.00	0	0.0	0	0.0	4	56.3
Little				2	0	0	0.0	0.00	0	0.0	0	0.0	—	39.6
BRONCOS				427	179	2826	41.9	6.62	20	4.7	27	6.3	72t	53.9
OPPONENTS				429	217	3419	50.6	7.97	25	5.8	20	4.7	94t	77.4

RECEIVING				No.	Yds.	Avg.	Long	TD
Crabtree				35	601	17.2	72t	5
Denson				34	586	17.2	44t	5
Beer				20	276	13.8	31	1
Van Heusen				19	353	18.6	50t	3
Little				19	331	17.4	66t	1
Jones				13	190	14.6	60t	2
Haffner				12	232	19.3	52	1
McCarthy				7	69	9.9	40t	2
Ford				6	40	6.7	12	0
Lynch				4	52	13.0	22	0
Moore				3	35	11.7	16	0
Lamb				3	10	3.3	—	0
Erwin				2	21	10.5	17	0
Myrtle				1	18	18.0	18	0
Washington				1	12	12.0	12	0
BRONCOS				179	2826	15.8	72t	20
OPPONENTS				217	3419	15.8	94t	25

INTERCEPTIONS				No.	Yds.	Avg.	Long	TD
Jaquess				5	64	12.8	28	0
Greer				4	18	4.5	14	0
Oberg				3	17	5.6	16	0
Huard				2	35	17.5	26	0
Garrett				1	6	6.0	6	0
Hollomon				1	16	16.0	16	0
Forsberg				1	6	6.0	6	0
Cunningham				1	3	3.0	3	0
Lentz				1	0	0.0	0	0
BRONCOS				20	165	8.3	28	0
OPPONENTS				27	328	12.1	—	3

PUNTING				No.	Yds.	Avg.	Long	B
Van Heusen				88	3853	43.8	68	—
DiVito				8	242	30.2	47	—
BRONCOS				96	4095	42.7	68	—
OPPONENTS				76	3271	43.0	87	—

PUNT RETURNS				No.	FC	Yds.	Avg.	Long	TD
Little				24	5	261	10.9	67	1
Greer				9	1	53	5.9	12	0
Luke				3	1	13	4.3	10	0
Jaquess				2	7	5	2.5	5	0
Hollomon				0	2	0	0.0	0	0
Van Heusen				0	1	0	0.0	0	0
BRONCOS				38	17	332	8.7	67	1
OPPONENTS				46	—	282	6.1	—	—

SACKS: R. Jackson 10.5, Costa 6.5, Duranko 6, Inman 3.5, Mirich 1.5, QB Fell 1, Team 2. TOTAL 31.0							
d./Att.	TD	TD%	Int	Int%	LG	Rtg.	
7.09	14	6.3	13	5.8	66t	62.9	
5.96	5	4.2	8	6.7	72t	46.5	
7.43	1	1.9	5	9.3	50	42.3	
0.00	0	0.0	1	5.3	18	34.8	
18.00	0	0.0	0	0.0	18	118.8	
2.67	0	0.0	0	0.0	16	39.6	
2.00	0	0.0	0	0.0	4	56.3	
0.00	0	0.0	0	0.0	—	39.6	
6.62	20	4.7	27	6.3	72t	53.9	
7.97	25	5.8	20	4.7	94t	77.4	

1968 PRIMARY STARTERS

OFFENSE	DEFENSE
SE Denson, Al	LE Duranko, Pete
SE Van Heusen, Billy	LE Smith, Paul
LT Brunelli, Sam	LT Inman, Jerry
LG Goeddeke, George	LT Mirich, Rex
C Kaminski, Larry	RT Costa, Dave
RG Young, Bob	RE Jackson, Rich
RG Homan, Jon	LLB Cunningham, Carl
RT Current, Mike	MLB Huard, John
TE Beer, Tom	RLB Forsberg, Fred
WR Crabtree, Eric	RLB Myrtle, Chip
WR Jones, Jimmy	LC Greer, Charlie
QB Briscoe, Marlin	RC Garrett, Drake
QB Tensi, Steve	FS Lentz, Jack
HB Little, Floyd	SS Jaquess, Pete
HB Lynch, Fran	
FB Ford, Garrett	
FB McCarthy, Brendan	

1968 COACHES

Lou Saban (Head Coach), **Whitey Dovell** (Offensive Line), **Hunter Enis** (Offensive Backfield), **Stan Jones** (Defensive Line), **Dick MacPherson** (Defensive Backfield), **Sam Rutigliano** (Wide Receivers).

1968 LEADERS / RANKINGS

		AFL	
INDIVIDUAL	PLAYER	NO.	RANK
Points	Howfield	57	13
Rushing Yards	Little	584	9
Passing Yards	Briscoe	1,589	6
Passer Rating	Briscoe	62.9	6
Receiving Yards	Crabtree	601	15
Receptions	Crabtree	35	15
Interceptions	Jaquess	5	71
		AFL	
OFFENSE	NO.	RANK	AFL LEADER
Points Per Game	18.2	7	Oakland
Total Yards Per Game	283.6	7	Oakland
Yards Per Play	4.5	7	Oakland
Rushing Yards Per Game	115.3	7	Kansas City
Net Passing Yards Per Game	168.4	6	San Diego
		AFL	
DEFENSE	NO.	RANK	AFL LEADER
Points Per Game	28.9	9	Kansas City
Total Yards Per Game	358.9	10	New York Jets
Yards Per Play	5.5	9	Houston
Rushing Yards Per Game	132.9	7	New York Jets
Net Passing Yards Per Game	225.9	10	Houston

1968 KEY AWARDS

AP All-AFL (1): DE Rich Jackson. **AFL All-Star Game (3):** DT Dave Costa, DE Rich Jackson, RB Floyd Little.

1968 AFL STANDINGS

AFL EAST

Team	W	L	T	Pct	PF	PA
y-New York Jets	11	3	0	.786	419	280
Houston	7	7	0	.500	303	248
Miami	5	8	1	.385	276	355
Boston	4	10	0	.286	229	406
Buffalo	1	12	1	.077	199	367

AFL WEST

Team	W	L	T	Pct	PF	PA
x-Kansas City	12	2	0	.857	371	170
x-Oakland	12	2	0	.857	453	233
San Diego	9	5	0	.643	382	310
Denver	5	9	0	.357	255	404
Cincinnati	3	11	0	.214	215	329

x – Made Playoffs; y – Division Title

WESTERN DIVISIONAL PLAYOFF GAME

12/22 – at Oakland 41, Kansas City 6

AFL CHAMPIONSHIP

12/29 – at New York Jets 27, Oakland 23

1968 NFL STANDINGS

EAST-CAPITOL

Team	W	L	T	Pct	PF	PA
y-Dallas	12	2	0	.857	431	186
New York Giants	7	7	0	.500	294	325
Washington	5	9	0	.357	249	358
Philadelphia	2	12	0	.143	202	351

EAST-CENTURY

Team	W	L	T	Pct	PF	PA
y-Cleveland	10	4	0	.714	394	273
St. Louis	9	4	1	.692	325	289
New Orleans	4	9	1	.308	246	327
Pittsburgh	2	11	1	.154	244	397

WEST-CENTRAL

Team	W	L	T	Pct	PF	PA
y-Minnesota	8	6	0	.571	282	242
Chicago	7	7	0	.500	250	333
Green Bay	6	7	1	.462	281	227
Detroit	4	8	2	.333	207	241

WEST-COASTAL

Team	W	L	T	Pct	PF	PA
y-Baltimore	13	1	0	.929	402	144
Los Angeles	10	3	1	.769	312	200
San Francisco	7	6	1	.538	303	310
Atlanta	2	12	0	.143	170	389

y – Division Title

CONFERENCE CHAMPIONSHIPS

12/21 – at Cleveland 31, Dallas 20

12/22 – at Baltimore 24, Minnesota 14

NFL CHAMPIONSHIP

12/29 – Baltimore 34, at Cleveland 0

SUPER BOWL III (MIAMI)

1/12 – New York Jets (AFL) 16, Baltimore (NFL) 7

1967 FINAL STATISTICS (3-11)

Head Coach: Lou Saban AFL West: 4th Home Stadium: Bears Stadium

Date	W-L	Score	Opponent	Attendance	RUSHING	No.	Yds.	Avg.	Long	TD
Sept 3	W	26-21	Boston	35,488	Little	130	381	2.9	14	1
Sept 10	L	0-51	at Oakland	25,423	Mitchell	82	308	3.8	35	0
Sept 17	L	21-35	at Miami	29,381	Hickey	73	263	3.6	20	4
Sept 24	L	24-38	New York Jets	35,365	Hayes	85	255	3.0	18	4
Oct 1	L	6-10	at Houston	21,798	Gilchrist	10	21	2.1	6	0
Oct 8	L	16-17	Buffalo	35,188	Lynch	2	7	3.5	7	0
Oct 22	L	21-38	San Diego	34,464	LeClair	8	6	0.8	10	1
Oct 29	L	9-52	at Kansas City	44,002	Tensi	24	4	0.2	13	0
Nov 5	L	17-21	Oakland	29,043	Crabtree	2	2	1.0	6	0
Nov 12	L	18-20	Houston	30,392	Glacken	1	10	10.0	10	0
Nov 19	W	21-20	at Buffalo	30,891	Cassese	1	5	5.0	5	0
Nov 23	L	20-24	at San Diego	34,586	Scarpitto	1	5	5.0	5	0
Dec 3	W	33-24	at New York Jets	61,615	Denson	1	-2	-2.0	-2	0
Dec 17	L	24-38	Kansas City	31,660	BRONCOS	420	1265	3.0	35	10
					OPPONENTS	444	2076	4.7	65	21

TEAM STATISTICS				Den	Opp	RECEIVING				
TOTAL FIRST DOWNS				172	276	No.	Yds.	Avg.	Long	TD
Rushing				65	115	Denson	46	899	19.5	68t
Passing				91	143	Crabtree	46	716	15.6	76t
Penalty				16	18	Hayes	13	125	9.6	24
TOTAL NET YARDS				2947	5201	Beer	11	155	14.1	29
Avg. Per Game				210.5	371.5	Little	7	11	1.6	15
Total Plays				852	921	White	5	87	17.4	40
Avg. Per Play				3.5	5.6	Hickey	7	36	5.1	22t
NET YARDS RUSHING				1265	2076	Mitchell	7	15	2.1	15
Avg. Per Game				90.4	148.3	Sweeney	6	136	22.7	48
Total Rushes				420	444	Scarpitto	1	14	14.0	14
Avg. Per Rush				3.0	4.7	Gilchrist	1	-4	-4.0	0
NET YARDS PASSING				1682	3125	BRONCOS	150	2190	14.6	76t
Avg. Per Game				120.1	223.2	OPPONENTS	214	3289	15.3	79
Sacked/Yards Lost				58/508	18/164	INTERCEPTIONS				
Att./Completions				374/150	459/214	No.	Yds.	Avg.	Long	TD
Completion Pct.				40.1	46.6	Sellers	7	78	11.1	47
Had Intercepted				18	28	Wilson	4	153	38.3	70
PUNTS/AVERAGE				105/44.9	65/41.5	Lentz	4	72	18.0	47
Had Blocked				1	1	Wright	4	22	5.5	8
PUNT RETURNS				27/357	61/718	Sykes	2	29	14.5	29
Avg. Per Return				13.2	11.8	Huard	2	12	6.0	9
KICKOFF RETURNS				60/1518	42/1046	Richter	2	6	3.0	6
Avg. Per Return				25.3	24.9	Cassese	1	24	24.0	24
INTERCEPTIONS/RET.				28/413	18/262	Cunningham	1	16	16.0	16
PENALTIES/YARDS				48/512	58/628	Myrtle	1	1	1.0	1
FUMBLES/BALL LOST				30/12	23/13	BRONCOS	28	413	14.8	70
TOUCHDOWNS				31	52	OPPONENTS	18	262	14.6	—
Rushing				10	21	PUNTING				
Passing				17	27	No.	Yds.	Avg.	Long	B
Others				4	4	Scarpitto	105	4713	44.9	73
PAT (Kicking)				28/30	48/49	OPPONENTS	65	2699	41.5	60
PAT (Passing)				1/1	1/2	PUNT RETURNS				
PAT (Rushing)				0/0	1/1	No.	FC	Yds.	Avg.	Long
FIELD GOALS				12/27	15/31	Little	16	6	270	16.9
						Sellers	4	0	24	6.0
						Cassese	3	7	14	4.7
						Crabtree	2	0	24	12.0
						Huard	1	0	19	19.0
						BRONCOS	27	13	357	13.2
						OPPONENTS	61	—	718	11.8

SCORING										
	TD	Ru	Pa	Rt	PAT	FG	\$	PTS		
Denson	11	0	11	0	0/0	0/0	0	66		
Humphreys	0	0	0	0	18/19	7/15	0	39		
Hickey	5	4	1	0	0/0	0/0	0	30		
Crabtree	5	0	5	0	0/0	0/0	0	30		
Hayes	4	4	0	0	0/0	0/0	0	26		
Little	2	1	0	1	0/0	0/0	0	12		
Wilson	2	0	0	2	0/0	0/0	0	12		
Kroner	0	0	0	0	5/6	2/2	0	11		
Duncan	0	0	0	0	3/3	2/5	0	9		
Sellers	1	0	0	1	0/0	0/0	0	6		
LeClair	1	1	0	0	0/0	0/0	0	6		
LeClerc	0	0	0	0	2/2	1/6	0	5		
Jackson	0	0	0	0	0/0	0/0	1	2		
White	0	0	0	0	0/0	0/0	1	2		
BRONCOS	31	10	17	4	28/30	12/28	2	256		
OPPONENTS	52	21	27	4	48/49	15/31	0	409		

SACKS: R. Jackson 4.5, Costa 4.5, Cox 2.5, Cunningham 2.5, Inman 1.5, Duranko 1, Myrtle 1, Mirich 1, Richter 0.5, **TOTAL 19.0**

PASSING	Att.	Comp.	Yds.	Comp. %	Yd./Att.	TD	TD %	Int	Int %	LG	Rtg.
Tensi	325	131	1915	40.3	5.89	16	4.9	17	5.2	76t	54.8
LeClair	45	19	275	42.2	6.11	1	6.1	1	2.2	48	60.9
Glacken	4	0	0	0.0	0.00	0	0.0	0	0.0	0	39.6
BRONCOS	374	150	2190	40.1	5.86	17	4.5	18	4.8	76t	55.0
OPPONENTS	459	214	3289	46.6	7.17	27	5.9	28	6.1	79	65.0



1967 PRIMARY STARTERS

OFFENSE	DEFENSE
SE Crabtree, Eric	LE Mirich, Rex
LT Brunelli, Sam	LT Inman, Jerry
LG Goeddeke, George	RT Costa, Dave
C Kaminski, Larry	RE Jackson, Rich
RG Mattson, Pat	LLB Cunningham, Carl
RT Cichowski, Tom	MLB Huard, John
TE Beer, Tom	MLB Duranko, Pete
FL Denson, Al	RLB Myrtle, Chip
QB Tensi, Steve	RLB Richter, Frank
HB Little, Floyd	LC Sellers, Goldie
HB Mitchell, Charlie	RC Wilson, Nemiah
FB Hickey, Bo	FS Lentz, Jack
FB Hayes, Wendell	SS Jaquess, Pete
	SS Cassese, Tom

1967 COACHES

Lou Saban (Head Coach), **Whitey Dovell** (Offensive Line), **Hunter Enis** (Offensive Backfield), **Stan Jones** (Defensive Line), **Dick MacPherson** (Linebackers), **Sam Rutigliano** (Wide Receivers).

1967 LEADERS / RANKINGS

			AFL		
INDIVIDUAL	PLAYER	NO.	RANK	AFL LEADER NO.	
Points	Denson	66	10	Blanda (OAK) 116	
Rushing Yards	Little	381	13	Nance (BOS) 1,216	
Passing Yards	Tensi	1,915	8	Namath (NYJ) 4,007	
Passer Rating	Tensi	54.8	7	Dawson (KC) 83.7	
Receiving Yards	Denson	899	6	Maynard (NYJ) 1,434	
Receptions	Crabtree/Denson	46	8t	Sauer (NYJ) 75	
Interceptions	Sellers	7	5t	Three Players 10	
OFFENSE NO.			AFL	RANK	AFL LEADER NO.
Points Per Game		18.3	7	Oakland	33.4
Total Yards Per Game		210.5	9	New York Jets	368.0
Yards Per Play		3.5	9	San Diego	5.8
Rushing Yards Per Game		90.4	9	Houston	151.6
Net Passing Yards Per Game		120.1	8	New York Jets	274.6
DEFENSE NO.			AFL	RANK	AFL LEADER NO.
Points Per Game		29.2	9	Houston	14.2
Total Yards Per Game		371.5	9	Oakland	235.3
Yards Per Play		5.6	8	Oakland	3.8
Rushing Yards Per Game		148.3	8	Oakland	80.6
Net Passing Yards Per Game		223.2	8	Buffalo	130.4

1967 KEY AWARDS

AFL All-Star Game (4): DT Dave Costa, WR Al Denson, C Larry Kaminski, CB Nemiah Wilson.

1967 AFL STANDINGS

AFL EAST

Team	W	L	T	Pct	PF	PA
y-Houston	9	4	1	.692	258	199
New York Jets	8	5	1	.615	371	329
Buffalo	4	10	0	.286	237	285
Miami	4	10	0	.286	219	407
Boston	3	10	1	.231	280	389

AFL WEST

Team	W	L	T	Pct	PF	PA
y-Oakland	13	1	0	.929	468	233
Kansas City	9	5	0	.643	408	254
San Diego	8	5	1	.615	360	352
Denver	3	11	0	.214	256	409

y – Division Title

AFL CHAMPIONSHIP

12/31 – at Oakland 40, Houston 7

1967 NFL STANDINGS

EAST-CAPITOL

Team	W	L	T	Pct	PF	PA
y-Dallas	9	5	0	.643	342	268
Philadelphia	6	7	1	.462	351	409
Washington	5	6	3	.455	347	353
New Orleans	3	11	0	.214	233	379

EAST-CENTURY

Team	W	L	T	Pct	PF	PA
y-Cleveland	9	5	0	.643	334	297
New York Giants	7	7	0	.500	369	379
St. Louis	6	7	1	.462	333	356
Pittsburgh	4	9	1	.308	281	320

WEST-CENTRAL

Team	W	L	T	Pct	PF	PA
y-Green Bay	9	4	1	.692	332	209
Chicago	7	6	1	.538	239	218
Detroit	5	7	2	.417	260	259
Minnesota	3	8	3	.273	233	294

WEST-COASTAL

Team	W	L	T	Pct	PF	PA
y-Los Angeles	11	1	2	.917	398	196
Baltimore	11	1	2	.917	394	198
San Francisco	7	7	0	.500	273	337
Atlanta	1	12	1	.077	175	422

y – Division Title

CONFERENCE CHAMPIONSHIPS

12/23 – at Green Bay 28, Los Angeles 7

12/24 – at Dallas 52, Cleveland 14

NFL CHAMPIONSHIP

12/31 – at Green Bay 21, Dallas 17

SUPER BOWL II (MIAMI)

1/14 – Green Bay (NFL) 33, Oakland (AFL) 14

1966 FINAL STATISTICS (4-10)

Head Coach: Mac Speedie (2) / Ray Malavasi (12) AFL West: 4th Home Stadium: Bears Stadium

Date	W-L	Score	Opponent	Attendance	RUSHING	No.	Yds.	Avg.	Long	TD
Sept 3	L	7-45	at Houston	30,156	Haynes	105	417	4.0	56	1
Sept 18	L	10-24	Boston	25,337	Haynes	129	304	2.4	20	2
Sept 25	L	7-16	New York Jets	29,878	Mitchell	70	199	2.8	21	0
Oct 2	W	40-38	Houston	27,203	Scarpitto	4	110	27.5	63	1
Oct 8	L	10-37	at Kansas City	33,929	Lester	34	84	2.5	10	0
Oct 16	L	7-24	at Miami	23,393	Choboian	21	45	2.1	12	2
Oct 23	L	10-56	Kansas City	26,196	Slaughter	1	10	10.0	10	0
Oct 30	L	17-24	at San Diego	25,819	Kellogg	6	3	0.5	5	0
Nov 6	W	17-10	at Boston	18,154	McCormick	4	2	0.5	3	0
Nov 20	L	3-17	Oakland	26,703	Glacken	2	-1	-0.5	5	0
Nov 27	W	20-17	San Diego	24,860	BRONCOS	376	1173	3.1	63	6
Dec 4	W	17-7	Miami	32,592	OPPONENTS	471	2029	4.6	61	17
Dec 11	L	10-28	at Oakland	31,765						
Dec 18	L	21-38	at Buffalo	40,538						

TEAM STATISTICS	Den	Opp
TOTAL FIRST DOWNS	171	251
Rushing	61	101
Passing	95	122
Penalty	14	28
TOTAL NET YARDS	3168	4544
Avg. Per Game	226.3	324.6
Total Plays	815	871
Avg. Per Play	3.9	5.2
NET YARDS RUSHING	1173	2029
Avg. Per Game	83.8	144.9
Total Rushes	376	441
Avg. Per Rush	3.1	4.6
NET YARDS PASSING	1995	2515
Avg. Per Game	142.5	179.6
Sacked/Yards Lost	37/356	33/304
Att./Completions	402/166	396/192
Completion Pct.	41.3	48.5
Had Intercepted	30	13
PUNTS/AVERAGE	77/45.2	60/42.7
Had Blocked	1	0
PUNT RETURNS	26/235	38/296
Avg. Per Return	9.0	7.8
KICKOFF RETURNS	58/1558	43/1000
Avg. Per Return	26.9	23.3
INTERCEPTIONS/RET.	13/109	30/545
PENALTIES/YARDS	66/773	75/571
FUMBLES/BALL LOST	36/17	35/18
TOUCHDOWNS	22	47
Rushing	6	17
Passing	12	26
Others	4	4
PAT (Kicking)	20/20	46/46
PAT (Passing)	1/2	1/1
PAT (Rushing)	0	0
FIELD GOALS	14/25	17/40

SCORING	TD	Ru	Pa	Rt	PAT	FG	\$	PTS
Kroner	0	0	0	0	20/20	14/25	0	62
Scarpitto	5	1	4	0	0/0	0/0	0	32
Haynes	3	2	1	0	0/0	0/0	0	18
Denson	3	0	3	0	0/0	0/0	0	18
Mitchell	2	0	2	0	0/0	0/0	0	12
Sellers	2	0	0	2	0/0	0/0	0	12
Choboian	2	2	0	0	0/0	0/0	0	12
Taylor	1	0	1	0	0/0	0/0	0	6
Haynes	1	1	0	0	0/0	0/0	0	6
Bramlett	1	0	0	1	0/0	0/0	0	6
Lester	1	0	1	0	0/0	0/0	0	6
Wilson	1	0	0	1	0/0	0/0	0	6
BRONCOS	22	6	12	4	20/20	14/25	0	196
OPPONENTS	47	17	26	4	46/46	17/40	0	381

RECEIVING	No.	Yds.	Avg.	Long	TD
Haynes	46	480	10.4	52	1
Denson	36	725	20.1	65	3
Taylor	35	448	12.8	32	1
Scarpitto	21	335	16.0	62	4
Mitchell	14	239	17.1	79	2
Haynes	8	49	6.1	29	0
Lester	2	26	13.0	21	1
Crabtree	1	38	38.0	38	0
Franci	1	8	8.0	8	0
Kellogg	1	5	5.0	5	0
Wright	1	-2	-2.0	-2	0
BRONCOS	166	2351	14.2	79	12
OPPONENTS	192	2819	14.7	79	26

INTERCEPTIONS	No.	Yds.	Avg.	Long	TD
Brown	3	37	12.3	31	0
Sellers	3	24	8.0	24	0
Matsos	2	10	5.0	5	0
Hopkins	2	9	4.5	9	0
Wright	1	15	15.0	15	0
Bramlett	1	12	12.0	12	0
Wilson	1	2	2.0	2	0
BRONCOS	13	109	8.4	31	0
OPPONENTS	30	545	18.2	—	1

PUNTING	No.	Yds.	Avg.	Long	B
Scarpitto	76	3480	45.8	70	1
BRONCOS	77	2878	45.2	70	1
OPPONENTS	60	2564	42.7	68	0

PUNT RETURNS	No.	Yds.	Avg.	Long	TD
Haynes	10	119	11.9	42	0
Scott	7	56	8.0	21	0
Sellers	6	49	8.2	17	0
Wilson	2	10	5.0	10	0
Lester	1	1	1.0	1	0
BRONCOS	26	235	9.0	42	0
OPPONENTS	38	296	7.8	—	0

KICKOFF RETURNS	No.	Yds.	Avg.	Long	TD
Sellers	19	541	28.5	100	2
Wilson	10	309	30.9	100	1
Scott	9	282	31.3	77	0
Haynes	9	229	25.4	43	0
Crabtree	5	129	25.8	32	0
Mitchell	3	55	18.3	26	0
Lester	1	11	11.0	11	0
Sturm	1	2	2.0	2	0
Inman	1	0	0.0	0	0
BRONCOS	58	1558	26.9	100	3
OPPONENTS	43	1000	23.3	—	0

SACKS: Bramlett 9.5, LaRose 4.5, Keating 3.5, Leeztow 3, Jacobs 2, Hopkins 1.5, Jeter 1.5, Gonsoulin 1, Tarasovic 1, Cox 0.5, Team 5, TOTAL 33.0

PASSING	Att.	Comp.	Yds.	Comp. %	Yd./Att.	TD	TD%	Int	Int%	LG	Rtg.
Choboian	163	82	1110	50.3	6.81	4	2.5	12	7.4	79	49.9
McCormick	193	68	993	35.2	5.15	6	3.1	15	7.8	64	30.9
Slaughter	25	7	124	28.0	4.96	1	4.0	0	0.0	67	61.1
Glacken	11	6	84	54.5	7.64	1	9.1	0	0.0	22	109.7
Rote	8	3	40	37.5	5.00	0	0.0	1	12.5	20	14.6
Haynes	2	0	0	0.0	0.00	0	0.0	2	100.0	0	0.0
BRONCOS	402	166	2351	41.3	5.85	12	3.0	30	7.5	79	39.7
OPPONENTS	396	192	2819	48.5	7.12	26	6.6	13	3.3	79	80.4

1966 PRIMARY STARTERS

OFFENSE	DEFENSE
SE Taylor, Lionel	LE Leetow, Max
LT Breitenstein, Bob	LE La Rose, Don
LG Sturm, Jerry	LT Jacobs, Ray
C Kubala, Ray	RT Cox, Larry
C Kaminski, Larry	RT Keating, Bill
RG Gonzaga, John	RE Young, Bob
RG Homan, Jon	LLB Hopkins, Jerry
RT Burnet, Lee	LLB Jeter, Eugene
TE Denson, Al	MLB Matsos, Archie
FL Scarpitto, Bob	RLB Bramlett, John
QB McCormick, John	LC Brown, Willie
QB Choboian, Max	LC Sellers, Goldie
HB Haynes, Abner	RC Wilson, Nemiah
HB Mitchell, Charlie	LS Wright, Lonnie
FB Hayes, Wendell	RS Gonsoulin, Goose

1966 COACHES

Mac Speedie (Head Coach - First 2 Gms.), **Dale Dodrill** (Defensive Line), **Ray Malavasi** (Offensive Line / Head Coach - Final 12 Gms.), **Marv Matuszak** (Defensive Backfield), **Bus Mertes** (Offensive Backfield).

1966 LEADERS / RANKINGS

			AFL	
INDIVIDUAL	PLAYER	NO.	RANK	AFL LEADER NO.
Points	Kroner	62	12	Cappelletti (BOS) 119
Rushing Yards	Hayes	417	11	Nance (BOS) 1,458
Passing Yards	Choboian	1,110	9	Namath (NYJ) 3,379
Passer Rating	Choboian	49.9	9	Dawson (KC) 101.7
Receiving Yards	Denson	725	9	Alworth (SD) 1,383
Receptions	Haynes	46	11t	Alworth (SD) 73
Interceptions	Brown/Sellers	3	24t	Hunt/Robinson (KC) 10
OFFENSE NO.			AFL	
			RANK	AFL LEADER NO.
Points Per Game	14.0		9	Kansas City 32.0
Total Yards Per Game	226.3		9	Kansas City 365.3
Yards Per Play	3.9		9	Kansas City 6.0
Rushing Yards Per Game	83.8		9	Kansas City 162.4
Net Passing Yards Per Game	142.5		9	New York Jets 247.4
DEFENSE NO.			AFL	
			RANK	AFL LEADER NO.
Points Per Game	27.2		8	Buffalo 18.2
Total Yards Per Game	324.6		6	Oakland 279.3
Yards Per Play	5.2		7	Oakland 4.6
Rushing Yards Per Game	144.9		8	Buffalo 75.1
Net Passing Yards Per Game	179.6		3	Oakland 151.3

1966 KEY AWARDS

All-AFL (1): P Bob Scarpitto. **AFL All-Star Game (4):** LB John Bramlett, S Goose Gonsoulin, P Bob Scarpitto, G Jerry Sturm.

1966 AFL STANDINGS

AFL EAST

Team	W	L	T	Pct	PF	PA
y-Buffalo	9	4	1	.692	358	255
Boston	8	4	2	.667	315	283
New York Jets	6	6	2	.500	322	312
Houston	3	11	0	.214	335	396
Miami	3	11	0	.214	213	362

AFL WEST

Team	W	L	T	Pct	PF	PA
y-Kansas City	11	2	1	.846	448	276
Oakland	8	5	1	.615	315	288
San Diego	7	6	1	.538	335	284
Denver	4	10	0	.286	196	381

y - Division Title

AFL CHAMPIONSHIP

1/1 - Kansas City 31, at Buffalo 7

1966 NFL STANDINGS

NFL EAST

Team	W	L	T	Pct	PF	PA
y-Dallas	10	3	1	.769	445	239
Cleveland	9	5	0	.643	403	259
Philadelphia	9	5	0	.643	326	340
St. Louis	8	5	1	.615	264	265
Washington	7	7	0	.500	351	355
Pittsburgh	5	8	1	.385	316	347
Atlanta	3	11	0	.214	204	437
New York Giants	1	12	1	.077	263	501

NFL WEST

Team	W	L	T	Pct	PF	PA
y-Green Bay	12	2	0	.857	335	163
Baltimore	9	5	0	.643	314	226
Los Angeles	8	6	0	.571	289	212
San Francisco	6	6	2	.500	320	325
Chicago	5	7	2	.417	234	272
Detroit	4	9	1	.308	206	317
Minnesota	4	9	1	.308	292	304

y - Division Title

NFL CHAMPIONSHIP

1/1 - Green Bay 34, at Dallas 27

SUPER BOWL I (Los Angeles)

1/15 - Green Bay (NFL) 35, Kansas City (AFL) 10

1965 FINAL STATISTICS (4-10)

Head Coach: Mac Speedie AFL West: 4th Home Stadium: Bears Stadium

Date	W-L	Score	Opponent	Attendance	RUSHING	No.	Yds.	Avg.	Long	TD
Sept 11	L	31-34	at San Diego	27,022	Gilchrist	252	954	3.8	44	6
Sept 19	L	15-30	Buffalo	30,682	Hayes	130	526	4.1	43	5
Sept 24	W	27-10	at Boston	26,782	Haynes	41	166	4.1	47	3
Oct 3	W	16-13	New York Jets	34,988	Scarpitto	4	94	23.5	44	0
Oct 10	L	23-31	Kansas City	31,001	Slaughter	20	75	3.8	13	0
Oct 17	W	28-17	Houston	32,492	Barry	2	19	9.5	11	0
Oct 24	L	13-31	at Buffalo	45,046	Lee	2	1	0.5	2	0
Oct 31	L	10-45	at New York Jets	53,717	McCormick	1	-2	-2.0	-2	0
Nov 7	L	21-35	San Diego	33,073	Denson	1	-4	-4.0	-4	0
Nov 14	W	31-21	at Houston	28,126	BRONCOS	453	1829	4.0	47	14
Nov 21	L	20-28	Oakland	30,369	OPPONENTS	384	1337	3.5	41	24
Dec 5	L	13-24	at Oakland	19,023	RECEIVING	No.	Yds.	Avg.	Long	TD
Dec 12	L	20-28	Boston	27,207	Taylor	85	1131	13.3	63	6
Dec 19	L	35-45	at Kansas City	14,421	Scarpitto	32	585	18.3	90t	5

TEAM STATISTICS	Den	Opp	BRONCOS	OPPONENTS
TOTAL FIRST DOWNS	255	244	222	2848
Rushing	111	87	202	3265
Passing	117	138		
Penalty	27	19		
TOTAL NET YARDS	4469	4297		
Avg. Per Game	319.2	306.9		
Total Plays	959	850		
Avg. Per Play	4.7	5.1		
NET YARDS RUSHING	1829	1337		
Avg. Per Game	130.6	95.5		
Total Rushes	453	384		
Avg. Per Rush	4.0	3.5		
NET YARDS PASSING	2640	2960		
Avg. Per Game	188.6	211.4		
Sacked/Yards Lost	24/208	26/305		
Att./Completions	482/222	440/202		
Completion Pct.	46.1	45.9		
Had Intercepted	30	25		
PUNTS/AVERAGE	68/42.3	73/45.8		
PENALTIES/YARDS	69/750	86/836		
FUMBLES/BALL LOST	29/16	27/14		
TOUCHDOWNS	38	50		
Rushing	14	24		
Passing	18	23		
Punt Returns	1	1		
Pass Interceptions	3	2		
Fumble Returns	2	0		
Safety	0	0		
PAT (Total)	34	50		
Kicking	32/32	50/50		
Running	1/2	0/0		
Passing	1/4	0/0		
FIELD GOALS	13/29	14/23		

INTERCEPTIONS	No.	Yds.	Avg.	Long	TD
Gonsoulin	6	91	15.2	32	0
Griffin	4	109	27.3	44	1
Wilson	3	118	39.3	65	1
Cooke	3	36	12.0	28	0
Farr	2	22	11.0	17	0
Brown	2	18	9.0	18	0
McGeever	1	36	36.0	36	0
Bramlett	1	25	25.0	25t	1
Hopkins	1	7	7.0	7	0
Erlandson	1	3	3.0	3	0
Janerette	1	0	0.0	0	0
BRONCOS	25	465	18.6	65	3
OPPONENTS	30	426	14.2	—	2

PUNTING	No.	Yds.	Avg.	Long	B
Scarpitto	67	2833	42.3	67	—
—McCormick	1	45	45.0	45	—
BRONCOS	68	2878	42.3	67	0
OPPONENTS	73	3347	45.8	73	1

PUNT RETURNS	No.	Yds.	Avg.	Long	TD
Barry	21	210	10.0	38	0
Haynes	14	121	8.6	57t	1
Bussell	2	24	12.0	21	0
BRONCOS	37	355	9.6	57t	1
OPPONENTS	26	343	13.2	—	1

KICKOFF RETURNS	No.	Yds.	Avg.	Long	TD
Haynes	34	901	26.5	60	0
Barry	26	611	23.5	64	0
Bussell	5	103	20.6	32	0
Hayes	4	93	23.3	30	0
Carmichael	1	15	15.0	15	0
Dixon	1	8	8.0	8	0
BRONCOS	71	1731	24.4	64	0
OPPONENTS	58	1197	20.6	—	0

SACKS: Bramlett 6, Moore 3.5, Jacobs 3.5, Erlandson 3, Janerette 3, Leeztow 2, Brown 1, Cooke 1, Cummings 1, McGeever 1, Team 1, **TOTAL 26.0**

PASSING	Att.	Comp.	Yds.	Comp.%	Yd./Att.	TD	TD%	Int	Int%	LG	Rtg.
McCormick	253	103	1292	40.7	5.11	7	2.8	14	5.5	90t	43.5
Slaughter	147	75	864	51.0	5.88	6	4.1	12	8.2	51	48.7
Lee	80	44	692	55.0	8.65	5	6.3	3	3.8	66	89.2
Haynes	1	0	0	0.0	0.00	0	0.0	0	0.0	—	39.6
Hayes	1	0	0	0.0	0.00	0	0.0	1	100.0	—	0.0
BRONCOS	482	222	2848	46.1	5.91	18	3.7	30	6.2	90t	51.6
OPPONENTS	440	202	3265	45.9	7.42	23	5.2	25	5.7	78	65.0

1965 PRIMARY STARTERS

OFFENSE	DEFENSE
SE Taylor, Lionel	LE Cooke, Ed
LT Breitenstein, Bob	LT Jacobs, Ray
LG Sturm, Jerry	RT Janerette, Charlie
LG Nomina, Tom	RE Leetow, Max
C Kubala, Ray	RE Moore, Leroy
RG McCullough, Bob	LLB Erlandson, Tom
RT Danenhauer, Elden	MLB Hopkins, Jerry
TE Dixon, Hewritt	MLB Cummings, Ed
TE Denson, Al	RLB Bramlett, John
FL Scarpitto, Bob	LC Brown, Willie
QB Slaughter, Mickey	LC McMillan, Jim
QB McCormick, John	RC McGeever, John
HB Haynes, Abner	LS Farr, Miller
HB Mitchell, Charlie	LS Griffin, John
FB Gilchrist, Cookie	RS Gonsoulin, Goose
FB Hayes, Wendell	

1965 COACHES

Mac Speedie (Head Coach), **George Dickson** (Defensive Backfield), **Bus Mertes** (Offensive Backfield), **Red Miller** (Offensive Line), **Ray Malavasi** (Defensive Line).

1965 LEADERS / RANKINGS

			AFL	
INDIVIDUAL	PLAYER	NO.	RANK	AFL LEADER NO.
Points	Kroner	71	10	Cappelletti (BOS) 132
Rushing Yards	Gilchrist	954	2	Lowe (SD) 1,121
Passing Yards	McCormick	1,292	8	Hadi (SD) 2,798
Passer Rating	McCormick	43.5	9	Dawson (KC) 81.3
Receiving Yards	Taylor	1,131	3	Alworth (SD) 1,602
Receptions	Taylor	85	1	Taylor (DEN) 85
Interceptions	Gonsoulin	6	6t	Hicks (HOU) 9
			AFL	
OFFENSE		NO.	RANK	AFL LEADER NO.
Points Per Game		21.6	4	San Diego 24.3
Total Yards Per Game		319.2	2	San Diego 364.4
Yards Per Play		4.7	4	Kansas City 5.1
Rushing Yards Per Game		130.6	2	San Diego 142.7
Net Passing Yards Per Game		188.6	3	San Diego 221.6
			AFL	
DEFENSE		NO.	RANK	AFL LEADER NO.
Points Per Game		28.0	7	Buffalo 16.1
Total Yards Per Game		306.9	7	San Diego 233.0
Yards Per Play		5.1	7	San Diego 4.0
Rushing Yards Per Game		95.5	3	San Diego 78.1
Net Passing Yards Per Game		211.4	7	San Diego 154.9

1965 KEY AWARDS

All-AFL (3): T Eldon Danenhauer, FB Cookie Gilchrist, WR Lionel Taylor. **AFL All-Star Game (2):** T Eldon Danenhauer, FB Cookie Gilchrist.

1965 AFL STANDINGS

AFL EAST

Team	W	L	T	Pct	PF	PA
y-Buffalo	10	3	1	.769	313	226
New York Jets	5	8	1	.385	285	303
Boston	4	8	2	.333	244	302
Houston	4	10	0	.286	298	429

AFL WEST

Team	W	L	T	Pct	PF	PA
y-San Diego	9	2	3	.818	340	227
Oakland	8	5	1	.615	298	239
Kansas City	7	5	2	.583	322	285
Denver	4	10	0	.286	303	392

y – Division Title

AFL CHAMPIONSHIP

12/26 – Buffalo 23, at San Diego 0

1965 NFL STANDINGS

NFL EAST

Team	W	L	T	Pct	PF	PA
y-Cleveland	11	3	0	.786	363	325
Dallas	7	7	0	.500	325	280
New York Giants	7	7	0	.500	270	338
Washington	6	8	0	.429	257	301
Philadelphia	5	9	0	.357	363	359
St. Louis	5	9	0	.357	296	309
Pittsburgh	2	12	0	.143	202	397

NFL WEST

Team	W	L	T	Pct	PF	PA
x-Baltimore	10	3	1	.769	389	284
x-Green Bay	10	3	1	.769	316	224
Chicago	9	5	0	.643	409	275
San Francisco	7	6	1	.538	421	402
Minnesota	7	7	0	.500	383	403
Detroit	6	7	1	.462	257	295
Los Angeles	4	10	0	.286	269	328

x – Made Playoffs; y – Division Title

WESTERN CONFERENCE PLAYOFF GAME

12/26 – at Green Bay 13, Baltimore 10 (OT)

NFL CHAMPIONSHIP

1/2 – at Green Bay 23, Cleveland 12

1964 FINAL STATISTICS (2-11-1)

Head Coach: Jack Faulkner (4) / Mac Speedie (10) AFL West: 4th Home Stadium: Bears Stadium

Date	W-L	Score	Opponent	Attendance	RUSHING	No.	Yds.	Avg.	Long	TD
Sept 12	L	6-30	at New York Jets	45,665	Mitchell	177	590	3.3	33	5
Sept 20	L	13-30	at Buffalo	28,501	Joe	112	415	3.7	51	2
Sept 27	L	17-38	Houston	22,651	Lee	42	163	3.8	16	3
Oct 4	L	10-39	Boston	15,485	Slaughter	20	54	2.7	18	0
Oct 11	W	33-27	Kansas City	16,285	Mingo	6	26	4.3	9	0
Oct 18	L	14-42	at San Diego	23,332	Stone	12	26	2.2	5	0
Oct 25	L	7-40	at Oakland	17,858	Dixon	18	25	1.4	17	0
Nov 1	L	39-49	at Kansas City	15,053	Barry	3	7	2.3	11	0
Nov 8	L	20-31	San Diego	19,670	Scarpitto	1	5	5.0	5	0
Nov 15	W	20-16	New York Jets	11,309	BRONCOS	391	1311	3.4	51	10
Nov 20	L	7-12	at Boston	24,979	OPPONENTS	424	2064	4.9	58	21
Nov 29	T	20-20	Oakland	15,958						
Dec 13	L	19-30	Buffalo	14,431						
Dec 20	L	15-34	at Houston	15,839						

TEAM STATISTICS	Den	Opp
TOTAL FIRST DOWNS	207	271
Rushing	78	100
Passing	116	148
Penalty	13	23
TOTAL NET YARDS	3332	4970
Avg. Per Game	238.0	355.0
Total Plays	908	908
Avg. Per Play	3.7	5.5
NET YARDS RUSHING	1311	2064
Avg. Per Game	93.6	147.4
Total Rushes	391	424
Avg. Per Rush	3.4	4.9
NET YARDS PASSING	2021	2906
Avg. Per Game	144.4	207.6
Sacked/Yards Lost	61/520	44/447
Att./Completions	456/230	440/215
Completion Pct.	50.4	48.9
Had Intercepted	32	32
PUNTS/AVERAGE	83/43.4	59/41.4
PENALTIES/YARDS	76/774	63/573
FUMBLES/BALL LOST	27/8	40/21
TOUCHDOWNS	28	52
Rushing	10	21
Passing	14	29
Punt Returns	1	1
Pass Interceptions	1	1
Fumble Returns	2	0
Safety	1	4
PAT (Total)	25	52
Kicking	22/25	52/52
Running	1	0
Passing	2	0
FIELD GOALS	14/34	22/25

SCORING	TD	Ru	Pa	Rt	PAT	FG	\$	PTS
Taylor	7	0	7	0	0/0	0/0	0	42
Mingo	0	0	0	0	9/10	8/12	0	33
Mitchell	6	5	1	0	0/0	0/0	0	36
Guesman	0	0	0	0	13/15	6/22	0	31
Scarpitto	4	0	4	0	0/0	0/0	0	24
Lee	3	3	0	0	0/0	0/0	0	18
Joe	2	2	0	0	0/0	0/0	0	14
Denson	1	0	1	0	0/0	0/0	0	8
Dixon	1	0	1	0	0/0	0/0	0	6
Barry	1	0	0	1	0/0	0/0	0	6
Cooke	1	0	0	1	0/0	0/0	0	6
Janik	1	0	0	1	0/0	0/0	0	6
McMillin	1	0	0	1	0/0	0/0	0	6
Slaughter	0	0	0	0	0/0	0/0	0	2
TEAM	0	0	0	0	0/0	0/0	1	2
BRONCOS	28	10	14	4	22/25	14/34	1	240
OPPONENTS	52	21	29	2	52/52	22/25	4	438

RECEIVING	No.	Yds.	Avg.	Long	TD
Taylor	76	873	11.5	57	7
Dixon	38	585	15.4	62	1
Scarpitto	35	375	10.7	37	4
Mitchell	33	225	6.8	58	1
Denson	25	383	15.3	82t	1
Joe	12	16	1.3	15	0
Stone	4	38	9.5	16	0
Barry	4	31	7.8	13	0
Mingo	3	15	5.0	8	0
BRONCOS	230	2541	11.0	82t	14
OPPONENTS	215	3353	15.6	66	29

INTERCEPTIONS	No.	Yds.	Avg.	Long	TD
Brown	9	140	15.6	45	0
Gonsoulin	7	125	17.9	36	0
McGeever	6	60	10.0	19	0
Matuszak	2	16	8.0	8	0
Hopkins	2	11	5.5	9	0
Moore	1	70	70.0	70	0
Janik	1	22	22.0	22t	1
Wright	1	11	11.0	11	0
McMillin	1	3	3.0	3	0
Fraser	1	1	1.0	1	0
West	1	0	0.0	0	0
BRONCOS	32	459	14.3	70	1
OPPONENTS	32	441	13.8	—	1

PUNTING	No.	Yds.	Avg.	Long	B
Fraser	72	3225	44.7	67	—
Janik	10	374	37.4	49	—
BRONCOS	83	3559	43.4	67	1
OPPONENTS	59	2441	41.4	71	0

PUNT RETURNS	No.	Yds.	Avg.	Long	TD
Barry	16	149	9.3	52t	1
Mitchell	9	110	12.2	54	0
BRONCOS	25	259	10.4	54	1
OPPONENTS	40	526	13.2	—	1

KICKOFF RETURNS	No.	Yds.	Avg.	Long	TD
Barry	47	1245	26.5	60	0
Mitchell	10	221	22.1	28	0
Mingo	8	163	20.4	42	0
Dixon	6	89	14.8	24	0
Olson	2	27	13.5	15	0
Shackelford	1	13	13.0	13	0
Jordan	1	0	0.0	0	0
Sturm	1	0	0.0	0	0
BRONCOS	76	1758	23.1	60	0
OPPONENTS	44	1166	26.5	—	0

SACKS: Hopkins 8, Fraser 7.5, Janerette 6, Cooke 4, Matuszak 4, Jacobs 3.5, Moore 3.5, Erlandson 3, McGeever 1, Jordan 1, Team 2.5, **TOTAL 44.0**

PASSING	Att.	Comp.	Yds.	Comp.%	Yd./Att.	TD	TD%	Int	Int%	LG	Rtg.
Lee	265	133	1611	50.2	6.08	11	4.2	20	7.5	82t	51.6
Slaughter	189	97	930	51.3	4.92	3	1.6	11	5.8	39	46.4
Mitchell	1	0	0	0.0	0.00	0	0.0	0	0.0	0	39.6
Taylor	1	0	0	0.0	0.00	0	0.0	1	100.0	0	0.0
BRONCOS	456	230	2541	50.4	5.57	14	3.1	32	7.0	82t	48.3
OPPONENTS	440	215	3353	48.9	7.62	29	6.6	32	7.3	66	66.2

1964 PRIMARY STARTERS

OFFENSE	DEFENSE
SE Taylor, Lionel	LE Jacobs, Ray
LT Olson, Harold	LT Guesman, Dick
LG Perkins, Jim	RT Janerette, Charlie
LG Nomina, Tom	RE Cooke, Ed
C Sturm, Jerry	RE Moore, Leroy
RG McCullough, Bob	LLB Hopkins, Jerry
RT Danenhauer, Eldon	LLB Erlandson, Tom
TE Dixon, Hewritt	MLB Matuszak, Marv
FL Scarpitto, Bob	RLB Fraser, Jim
FL Denson, Al	LC Brown, Willie
QB Lee, Jacky	RC West, Willie
QB Slaughter, Mickey	RC Griffin, John
HB Mitchell, Charley	LS McGeever, John
HB Haynes, Abner	RS Gonsoulin, Goose
FB Joe, Billy	

1964 COACHES

Jack Faulkner (Head Coach - First 4 Gms.), **George Dickson** (Defensive Backfield), **Ray Malavasi** (Defensive Line), **Bill Meek** (Offensive Backfield), **Red Miller** (Offensive Line), **Mac Speedie** (Offensive End / Head Coach - Final 10 Gms.).

1964 LEADERS / RANKINGS

			AFL	
INDIVIDUAL	PLAYER	NO.	RANK	AFL LEADER NO.
Points	Taylor	42	20t	Cappelletti (BOS) 155
Rushing Yards	Mitchell	590	7	Gilchrist (BUF) 981
Passing Yards	Lee	1,611	8	Parilli (BOS) 3,465
Passer Rating	Lee	51.6	8	Dawson (KC) 89.9
Receiving Yards	Taylor	873	8	Hennigan (HOU) 1,546
Receptions	Taylor	76	2t	Hennigan (HOU) 101
Interceptions	Brown	9	3	Paulson (NYJ) 12
OFFENSE NO.			AFL RANK	AFL LEADER NO.
Points Per Game		17.1	8	Buffalo 28.6
Total Yards Per Game		238.0	8	Buffalo 371.9
Yards Per Play		3.7	8	Buffalo 5.6
Rushing Yards Per Game		93.6	8	Buffalo 145.7
Net Passing Yards Per Game		144.4	8	Houston 251.9
			AFL RANK	AFL LEADER NO.
DEFENSE NO.				
Points Per Game		31.3	8	Buffalo 17.3
Total Yards Per Game		355.0	7	Buffalo 277.0
Yards Per Play		5.5	7	San Diego 4.4
Rushing Yards Per Game		147.4	8	Buffalo 65.2
Net Passing Yards Per Game		207.6	3	San Diego 179.9

1964 KEY AWARDS

All-AFL (1): CB Willie Brown. **AFL All-Star Game (4):** CB Willie Brown, LB Jim Fraser, S Goose Gonsoulin, C Jerry Sturm.

1964 AFL STANDINGS

AFL EAST

Team	W	L	T	Pct	PF	PA
y-Buffalo	12	2	0	.857	400	242
Boston	10	3	1	.769	365	297
New York Jets	5	8	1	.385	278	315
Houston	4	10	0	.286	310	355

AFL WEST

Team	W	L	T	Pct	PF	PA
y-San Diego	8	5	1	.615	341	300
Kansas City	7	7	0	.500	366	306
Oakland	5	7	2	.417	303	350
Denver	2	11	1	.154	240	438

y - Division Title

AFL CHAMPIONSHIP

12/26 - at Buffalo 20, San Diego 7

1964 NFL STANDINGS

NFL EAST

Team	W	L	T	Pct	PF	PA
y-Cleveland	10	3	1	.769	415	293
St. Louis	9	3	2	.750	357	331
Philadelphia	6	8	0	.429	312	313
Washington	6	8	0	.429	307	305
Dallas	5	8	1	.385	250	289
Pittsburgh	5	9	0	.357	253	315
New York Giants	2	10	2	.167	241	399

NFL WEST

Team	W	L	T	Pct	PF	PA
y-Baltimore	12	2	0	.857	428	225
Green Bay	8	5	1	.615	342	245
Minnesota	8	5	1	.615	355	296
Detroit	7	5	2	.583	280	260
Los Angeles	5	7	2	.417	283	339
Chicago	5	9	0	.357	260	379
San Francisco	4	10	0	.286	236	330

y - Division Title

NFL CHAMPIONSHIP

12/27 - at Cleveland 27, Baltimore 0

1963 FINAL STATISTICS (2-11-1)

Head Coach: Jack Faulkner AFL West: 4th Home Stadium: Bears Stadium

Date	W-L	Score	Opponent	Attendance	RUSHING	No.	Yds.	Avg.	Long	TD
Sept 7	L	7-59	Kansas City	21,115	Joe	154	649	4.2	68	4
Sept 14	L	14-20	at Houston	23,147	Stone	96	382	4.0	39	2
Sept 29	W	14-10	Boston	18,636	Slaughter	32	125	3.9	19	1
Oct 6	W	50-34	San Diego	18,428	Dixon	23	104	4.6	18	2
Oct 13	L	24-33	Houston	24,087	Mingo	24	90	3.8	17	0
Oct 18	L	21-40	at Boston	25,418	Breaux	10	51	5.1	15	0
Oct 26	T	35-35	at New York Jets	20,377	Mitchell	23	45	2.0	7	0
Nov 3	L	28-30	Buffalo	19,424	Dickinson	5	31	6.2	13	0
Nov 9	L	17-27	at Buffalo	30,989	Gaiters	9	20	2.2	8	0
Nov 17	L	9-14	New York Jets	14,247	Walker	2	14	7.0	9	0
Nov 28	L	10-26	Oakland	14,763	Barnes	0	2	—	2	0
Dec 8	L	21-52	at Kansas City	17,443	McCormick	3	-5	-1.7	-2	0
Dec 15	L	31-35	at Oakland	15,223	TEAM	3	0	0.0	0	0
Dec 22	L	20-58	at San Diego	31,312	BRONCOS	384	1508	3.9	68	9
					OPPONENTS	420	1687	4.0	—	15

TEAM STATISTICS	Den	Opp	RECEIVING	No.	Yds.	Avg.	Long	TD
TOTAL FIRST DOWNS	230	254	Taylor	78	1101	14.1	72	10
Rushing	84	92	Prebola	30	471	15.7	57	2
Passing	133	145	Groman	27	437	16.2	74	3
Penalty	13	17	Stone	22	208	9.4	55	2
TOTAL NET YARDS	3995	5081	Scarpitto	21	463	22.0	66	5
Avg. Per Game	285.4	362.9	Joe	15	90	6.0	34	1
NET YARDS RUSHING	1508	1687	Dixon	10	130	13.0	30	0
Avg. Per Game	107.7	120.5	Mitchell	8	71	8.8	20	0
Total Rushes	384	420	Mingo	3	11	3.7	27	0
Avg. Per Rush	3.9	4.0	Gaiters	1	74	74.0	74t	1
NET YARDS PASSING	2487	3394	Dickinson	1	9	9.0	9	0
Avg. Per Game	177.6	242.4	Rychlec	1	7	7.0	7	0
Sacked/Yards Lost	63/590	19/178	BRONCOS	217	3072	14.2	74t	24
Att./Completions	453/217	408/204	OPPONENTS	204	3572	17.5	—	40
Completion Pct.	47.9	50.0	INTERCEPTIONS	No.	Yds.	Avg.	Long	TD
Had Intercepted	28	15	Gonsoulin	6	64	10.6	42t	1
PUNTS/AVERAGE	81/44.4	61/43.7	Janik	2	32	16.0	31	0
PENALTIES/YARDS	65/548	61/516	McDaniel	2	12	6.0	10	0
FUMBLES/BALL LOST	34/15	33/20	Zeman	1	23	23.0	23	0
TOUCHDOWNS	36	61	Hopkins	1	21	21.0	21	0
Rushing	9	15	Brown	1	0	0.0	0	0
Passing	24	40	Mitchell	1	0	0.0	0	0
Kickoff Returns	1	1	McGeever	0	*18	—	18	0
Pass Interceptions	1	2	BRONCOS	15	170	11.3	42t	1
Fumble Returns	1	3	OPPONENTS	28	—	—	—	2
Safety	0	2	*return yardage gained by lateral					
PAT (Total)	36	57	PUNTING	No.	Yds.	Avg.	Long	B
Kicking	35	55	Fraser	78	3595	46.1	66	—
Running	0	0	BRONCOS	81	3595	44.3	66	3
Passing	1	2	OPPONENTS	61	2664	43.7	—	—
FIELD GOALS	16/30	15/32	PUNT RETURNS	No.	Yds.	Avg.	Long	TD

Score By Periods	1	2	3	4	OT	Total
BRONCOS	40	96	64	101	—	301
OPPONENTS	121	113	127	112	—	473

SCORING	TD	Ru	Pa	Rt	PAT	FG	S	PTS
Mingo	0	0	0	0	35/35	16/30	0	83
Taylor	10	0	10	0	0/0	0/0	0	60
Joe	5	4	1	0	0/0	0/0	0	30
Scarpitto	5	0	5	0	0/0	0/0	0	30
Stone	4	2	2	0	0/0	0/0	0	24
Groman	3	0	3	0	0/0	0/0	0	18
Prebola	2	0	2	0	0/0	0/0	0	14
Dixon	2	2	0	0	0/0	0/0	0	12
Gonsoulin	1	0	0	1	0/0	0/0	0	6
Mitchell	1	0	0	1	0/0	0/0	0	6
McFadin	1	0	0	1	0/0	0/0	0	6
Slaughter	1	1	0	0	0/0	0/0	0	6
Gaiters	1	0	1	0	0/0	0/0	0	6
BRONCOS	36	9	24	3	35/35	16/30	0	301
OPPONENTS	61	15	40	6	55/56	15/32	2	473

KICKOFF RETURNS	No.	Yds.	Avg.	Long	TD
Mitchell	12	141	11.7	28	0
Mingo	7	85	12.1	45	0
Dixon	3	58	19.3	47	0
Frazier	3	42	14.0	19	0
Zeman	2	32	16.0	18	0
Brown	3	29	9.6	17	0
BRONCOS	30	387	12.9	47	0
OPPONENTS	43	466	10.8	—	0

PASSING	Att.	Comp.	Yds.	Comp. %	Yd./Att.	TD	TD %	Int	Int %	LG	Rtg.
Slaughter	223	112	1689	50.2	7.57	13	5.8	15	6.7	74	66.9
Breaux	138	70	935	50.7	6.78	7	5.1	6	4.3	71	71.4
McCormick	72	28	417	38.9	5.79	4	5.6	3	4.2	72	59.8
Tripucka	15	7	31	46.7	2.07	0	0.0	5	33.3	14	13.9
Stone	3	0	0	0.0	0.00	0	0.0	0	0.0	—	39.6
Taylor	1	0	0	0.0	0.00	0	0.0	0	0.0	—	39.6
Mingo	1	0	0	0.0	0.00	0	0.0	0	0.0	—	39.6
BRONCOS	453	217	3072	47.9	6.78	24	5.3	29	6.4	74	61.2
OPPONENTS	408	204	3572	50.0	8.75	40	9.8	15	3.7	—	97.6

SACKS: Gavin 4.5, McFadin 3.5, Lassiter 2.5, Peters 2, Nery 1.5, Daniel 1.5, Erdanson 1, McDaniel 1, Holz 0.5, Team 1, **TOTAL 19.0**

1963 PRIMARY STARTERS

OFFENSE	DEFENSE
SE Taylor, Lionel	LE Jacobs, Ray
LT Olson, Harold	LE Nery, Ron
LT Perkins, Jim	LT McFadin, Bud
LG McCullough, Bob	RT Holz, Gordy
C Sturm, Jerry	RE Gavin, Chuck
RG Barnes, Ernie	LLB Nocera, John
RT Danenhauer, Eldon	LLB Erlandson, Tom
TE Prebola, Gene	MLB McDaniel, Wahoo
FL Scarpitto, Bob	RLB Fraser, Jim
FL Groman, Bill	LC McGeever, John
QB Slaughter, Mickey	LC Brown, Willie
QB Breaux, Don	RC Mitchell, Charlie
HB Stone, Don	LS Zeman, Bob
HB Dixon, Hewritt	RS Gonsoulin, Goose
FB Joe, Billy	

1963 COACHES

Jack Faulkner (Head Coach), **Dale Dodrill** (Defensive Line), **Ed Hughes** (Defensive Backfield), **Red Miller** (Offensive Line), **Mac Speedie** (Offensive End).

1963 LEADERS / RANKINGS

			AFL	
INDIVIDUAL	PLAYER	NO.	RANK	AFL LEADER NO.
Points	Mingo	83	5	Cappelletti (BOS) . . . 113
Rushing Yards	Joe	646	7	Daniels (OAK) 1,099
Passing Yards	Slaughter	1,689	8	Blanda (HOU) 3,003
Passer Rating	Slaughter	66.9	5	Rote (SD) 86.7
Receiving Yards	Taylor	1,101	3	Powell (OAK) 1,304
Receptions	Taylor	78	1	Taylor (DEN) 78
Interceptions	Gonsoulin	6	6t	Glick (HOU) 12
			AFL	
OFFENSE NO.			RANK	AFL LEADER NO.
Points Per Game	21.5		7	San Diego 28.5
Total Yards Per Game	285.4		7	San Diego 367.6
Rushing Yards Per Game	107.7		6	San Diego 157.4
Net Passing Yards Per Game	177.6		8	Houston 229.3
			AFL	
DEFENSE NO.			RANK	AFL LEADER NO.
Points Per Game	33.8		8	San Diego 18.2
Total Yards Per Game	362.9		7	Boston 265.4
Rushing Yards Per Game	120.5		6	Boston 79.1
Net Passing Yards Per Game	242.4		8	San Diego 180.1

1963 KEY AWARDS

All-AFL (1): S Goose Gonsoulin. **AFL All-Star Game (2):** S Goose Gonsoulin, DT Bud McFadin. **AFL Rookie of the Year (*The Sporting News*):** FB Billy Joe.

1963 AFL STANDINGS

AFL EAST

Team	W	L	T	Pct	PF	PA
x-Boston	7	6	1	.538	327	257
x-Buffalo	7	6	1	.538	304	291
Houston	6	8	0	.429	302	372
New York Jets	5	8	1	.385	249	399

AFL WEST

Team	W	L	T	Pct	PF	PA
y-San Diego	11	3	0	.786	399	255
Oakland	10	4	0	.714	363	282
Kansas City	5	7	2	.417	347	263
Denver	2	11	1	.154	301	473

x – Made Playoffs; y – Division Title

EASTERN DIVISION PLAYOFF GAME

12/28 – Boston 26, at Buffalo 8

AFL CHAMPIONSHIP

1/5 – at San Diego 51, Boston 10

1963 NFL STANDINGS

NFL EAST

Team	W	L	T	Pct	PF	PA
y-New York Giants	11	3	0	.786	448	280
Cleveland	10	4	0	.714	343	262
St. Louis	9	5	0	.643	341	283
Pittsburgh	7	4	3	.636	321	295
Dallas	4	10	0	.286	305	378
Washington	3	11	0	.214	279	398
Philadelphia	2	10	2	.167	242	381

NFL WEST

Team	W	L	T	Pct	PF	PA
y-Chicago	11	1	2	.917	301	144
Green Bay	11	2	1	.846	369	206
Baltimore	8	6	0	.571	316	285
Detroit	5	8	1	.385	326	265
Minnesota	5	8	1	.385	309	390
Los Angeles	5	9	0	.357	210	350
San Francisco	2	12	0	.143	198	391

y – Division Title

NFL CHAMPIONSHIP

12/29 – at Chicago 14, New York Giants 10

1962 FINAL STATISTICS (7-7)

Head Coach: Jack Faulkner AFL West: 2nd Home Stadium: Bears Stadium

Date	W-L	Score	Opponent	Attendance	RUSHING	No.	Yds.	Avg.	Long	TD
Sept 7	W	30-21	San Diego	28,000	Stone	94	360	3.8	27	3
Sept 15	W	23-20	at Buffalo	30,577	Dickinson	73	247	3.4	42	0
Sept 21	L	16-41	at Boston	21,038	Mingo	54	287	5.3	82t	4
Sept 30	W	32-10	at N.Y. Titans	17,213	Frazier	39	168	4.3	35	2
Oct 5	W	44-7	Oakland	22,452	Olszewski	33	114	3.4	46	0
Oct 14	W	23-6	at Oakland	7,000	Stinnette	21	87	4.1	14	1
Oct 21	W	20-10	Houston	34,496	Shaw	4	10	2.5	9	1
Oct 28	L	38-45	Buffalo	26,051	Trippucka	2	-1	-0.5	1	1
Nov 4	W	23-20	San Diego	20,827	Taylor	2	26	13.0	18	0
Nov 11	L	29-33	Boston	28,187	BRONCOS	322	1298	4.0	82	12
Nov 18	L	3-24	Dallas	23,523	OPPONENTS	439	1868	4.3	—	11
Nov 22	L	45-46	N.Y. Titans	15,776	RECEIVING	No.	Yds.	Avg.	Long	TD
Dec 2	L	17-34	at Houston	30,650	Taylor	77	908	11.8	45	4
Dec 9	L	10-17	at Dallas	19,137	Dickinson	60	554	9.2	33	4
TEAM STATISTICS					Prebola	41	599	14.6	55	1
TOTAL FIRST DOWNS				Den	Scarpitto	35	667	19.1	67	6
				Opp	Stone	20	223	11.2	56	2
Rushing					Mingo	14	107	7.6	34	0
Passing					Olszewski	13	150	11.6	22	1
Penalty					Stinnette	13	109	8.4	32	0
TOTAL NET YARDS					Frazier	11	211	19.2	96t	1
Avg. Per Game					Tarr	8	211	26.3	97t	2
NET YARDS RUSHING					BRONCOS	292	3739	12.8	97t	21
Avg. Per Game					OPPONENTS	202	2894	14.3	—	24
Total Rushes					INTERCEPTIONS	No.	Yds.	Avg.	Long	TD
Avg. Per Rush					Gonsoulin	7	88	12.6	64t	1
NET YARDS PASSING					Zeman	6	133	22.2	55	1
Avg. Per Game					McMillin	4	117	29.3	48	1
Sacked/Yards Lost					McDaniel	4	37	9.3	18	0
Att./Completions					McGeever	2	63	31.5	48	1
Completion Pct.					Gavin	1	35	35.0	35	0
Had Intercepted					Cash	1	5	5.0	5	0
PUNTS/AVERAGE					Erlandson	1	3	3.0	3	0
PUNTS/AVG					Fraser	1	2	2.0	2	0
PENALTIES/YARDS					BRONCOS	27	483	17.9	64t	4
FUMBLES/BALL LOST					OPPONENTS	40	421	10.5	—	5
TOUCHDOWNS					PUNTING	No.	Yds.	Avg.	Long	B
Rushing					Fraser	54	2400	44.4	75	—
Passing					McDaniel	5	173	34.6	39	—
Defense>Returns					BRONCOS	60	2573	42.9	75	1
PAT (Total)					OPPONENTS	65	2724	41.9	—	0
Kicking					PUNT RETURNS	No.	Yds.	Avg.	Long	TD
Passing					Mingo	7	36	5.1	12	0
Running					Zeman	5	59	11.8	47	0
FIELD GOALS					Frazier	5	32	6.4	16	0
					OTHERS	2	1	0.5	1	0
Score By Periods					BRONCOS	19	128	6.7	47	0
					OPPONENTS	27	245	9.1	—	0
					KICKOFF RETURNS	No.	Yds.	Avg.	Long	TD
SCORING					Fraser	19	388	20.4	35	0
TD					Minter	10	227	22.7	50	0
Ru					Tarr	8	217	27.1	50	0
Pa					Mingo	6	99	16.5	31	0
Rt					McGeever	5	143	28.6	52	0
PAT					Olszewski	3	66	22.0	24	0
FG					Stinnette	2	27	13.5	21	0
\$					Dickinson	2	26	13.0	14	0
PTS					Danenbauer	1	11	11.0	11	0
Mingo					McMillin	1	6	6.0	6	0
Scarpitto					BRONCOS	57	1210	21.2	52	0
Stone					OPPONENTS	67	1401	21.9	—	0
Dickinson					SACKS:	Holz 5, Gavin 3, Stalcup 3, McFadin 2.5, McDaniel 2.5, Roland 2, Lassiter 2, Cash 1.5, Fraser 1, Erlandson 0.5, Team 2, TOTAL 25.0				
Taylor										
Frazier										
Tarr										
McMillin										
Prebola										
Trippucka										
Shaw										
Olszewski										
Stinnette										
Zeman										
Gonsoulin										
McGeever										
McFadin										
Fraser										
BRONCOS										
OPPONENTS										
PASSING										
Att.										
Comp.										
Yds.										
Comp.%										
Yd./Att.										
TD										
TD%										
Int										
Int%										
LG										
Rtg.										
Trippucka										
Shaw										
Mingo										
Stone										
Enis										
Taylor										
BRONCOS										
OPPONENTS										

1962 PRIMARY STARTERS

OFFENSE	DEFENSE
LE Taylor, Lionel	DE Gavin, Chuck
LT Sturmn, Jerry	DT McFadin, Bud
LT Perkins, Jim	DT Lassiter, Ike
LG Adamson, Ken	DT Holz, Gordon
C Barton, Jim	DT Cash, John
RG McCullough, Bob	LLB Fraser, Jim
RT Danenhauer, Eldon	MLB McDaniel, Wahoo
TE Prebola, Gene	LLB Roehneit, Bill
FL Scarpitto, Bob	LLB Stallcup, Jerry
FL Frazier, Al	LCB McGeever, John
QB Tripucka, Frank	RCB McMillin, Jim
QB Shaw, George	LS Zeman, Bob
HB Stone, Don	RS Gonsoulin, Goose
HB Mingo, Gene	
FB Dickinson, Bo	

1962 COACHES

Jack Faulkner (Head Coach), **Dale Dodrill** (Defensive Line), **Gary Glick** (Defensive Backfield), **Jim Martin** (Offensive Line), **Mac Speedie** (Offensive End).

1962 LEADERS / RANKINGS

		AFL		
INDIVIDUAL	PLAYER	NO.	RANK	AFL LEADER NO.
Points	Mingo	137	1	Mingo (DEN) 137
Rushing Yards	Stone	360	15	Gilchrist (BUF) 1,096
Passing Yards	Tripucka	2,917	1	Tripucka (DEN) 2,917
Passer Rating	Tripucka	64.4	3	Dawson (DLT) 98.3
Receiving Yards	Taylor	908	3	Powell (NYT) 1,130
Receptions	Taylor	77	1	Taylor (DEN) 77
Interceptions	Gonsoulin	7	7t	Riley (NYT) 11
		AFL		
OFFENSE	NO.	RANK	AFL LEADER NO.	
Points Per Game	25.2	3	Dallas Texans 27.8	
Total Yards Per Game	335.9	4	Houston 355.1	
Rushing Yards Per Game	92.7	7	Buffalo 177.1	
Net Passing Yards Per Game	243.1	1	Denver 243.1	
		AFL		
DEFENSE	NO.	RANK	AFL LEADER NO.	
Points Per Game	23.9	5	Dallas Texans 16.6	
Total Yards Per Game	324.1	6	Dallas Texans 282.2	
Rushing Yards Per Game	133.4	5	Dallas Texans 89.3	
Net Passing Yards Per Game	190.7	5	Oakland 164.7	

1962 KEY AWARDS

All-AFL (4): T Eldon Danenhauer, S Goose Gonsoulin, DT Bud McFadin, S Bob Zeman. **AFL All-Star Game (8):** T Eldon Danenhauer, LB Jim Fraser, S Goose Gonsoulin, DT Bud McFadin, HB Gene Mingo, WR Lionel Taylor, QB Frank Tripucka, S Bob Zeman. **AP AFL Coach of the Year:** Jack Faulkner.

1962 AFL STANDINGS

AFL EAST

Team	W	L	T	Pct	PF	PA
y-Houston	11	3	0	.786	387	270
Boston	9	4	1	.692	346	295
Buffalo	7	6	1	.538	309	272
New York Titans	5	9	0	.357	278	423

AFL WEST

Team	W	L	T	Pct	PF	PA
y-Dallas Texans	11	3	0	.786	389	233
Denver	7	7	0	.500	353	334
San Diego	4	10	0	.286	314	392
Oakland	1	13	0	.071	213	370

y – Division Title

AFL CHAMPIONSHIP

12/23 – Dallas Texans 20, at Houston 17 (20T)

1962 NFL STANDINGS

NFL EAST

Team	W	L	T	Pct	PF	PA
y-New York Giants	12	2	0	.857	398	283
Pittsburgh	9	5	0	.643	312	363
Cleveland	7	6	1	.538	291	257
Washington	5	7	2	.417	305	376
Dallas Cowboys	5	8	1	.385	398	402
St. Louis	4	9	1	.308	287	361
Philadelphia	3	10	1	.231	282	356

NFL WEST

Team	W	L	T	Pct	PF	PA
y-Green Bay	13	1	0	.929	415	148
Detroit	11	3	0	.786	315	177
Chicago	9	5	0	.643	321	287
Baltimore	7	7	0	.500	293	288
San Francisco	6	8	0	.429	282	331
Minnesota	2	11	1	.154	254	410
Los Angeles	1	12	1	.077	220	334

y – Division Title

NFL CHAMPIONSHIP

12/30 – Green Bay 16, at New York Giants 7

1961 FINAL STATISTICS (3-11)

Head Coach: Frank Filchock AFL West: 3rd Home Stadium: Bears Stadium

Date	W-L	Score	Opponent	Attendance	RUSHING	No.	Yds.	Avg.	Long	TD
Sept 10	W	22-10	at Buffalo	16,636	Stone	127	505	4.0	34	4
Sept 16	L	17-45	at Boston	14,479	Bukaty	76	187	2.5	45	5
Sept 24	L	28-35	at N.Y. Titans	14,381	Ames	19	114	6.0	26	0
Oct 1	L	19-33	at Oakland	8,361	Frazier	23	110	4.8	43	1
Oct 8	L	12-19	Dallas	14,500	Herring	15	74	4.9	20	2
Oct 15	W	27-24	Oakland	11,129	Mingo	18	51	2.8	15	0
Oct 22	W	27-10	N.Y. Titans	12,508	Sturm	8	31	3.9	9	0
Oct 29	L	0-37	at San Diego	32,584	Carmichael	15	24	1.6	8	0
Nov 5	L	14-55	Houston	11,564	Traynham	6	12	2.0	8	0
Nov 12	L	16-19	San Diego	7,859	Stinnette	19	8	0.4	9	0
Nov 19	L	10-23	Buffalo	7,645	Allen	3	-4	-1.3	2	0
Nov 26	L	14-45	at Houston	27,874	Trippucka	4	-8	-2.0	0	0
Dec 3	L	24-28	Boston	9,303	TEAM	0	-13	-13.0	0	0
Dec 10	L	21-49	at Dallas	8,000	BRONCOS	333	1091	3.3	45	11
					OPPONENTS	435	1633	3.8	—	17

TEAM STATISTICS		Den	Opp	RECEIVING		No.	Yds.	Avg.	Long	TD
TOTAL FIRST DOWNS		219	233	Taylor		100	1176	12.7	52	4
Rushing		66	83	Frazier		47	799	17.0	87½	6
Passing		127	127	Stone		38	344	9.1	37	4
Penalty		26	23	Prebola		29	349	12.0	54	1
TOTAL NET YARDS		3811	4418	Mingo		8	110	13.8	69	2
Avg. Per Game		272.2	315.6	Bukaty		14	94	6.7	13	0
NET YARDS RUSHING		1091	1633	Stinnette		11	58	5.3	15	1
Avg. Per Game		77.9	116.6	Mingo		8	110	13.8	69	2
Total Rushes		333	435	Ames		6	20	3.3	9	0
Avg. Per Rush		3.3	3.7	Hill		4	33	8.3	15	0
NET YARDS PASSING		2720	2785	Sturm		2	-1	-0.5	0	0
Avg. Per Game		194.3	198.9	Traynham		1	-1	-1.0	0	0
Sacked/Yards Lost		33/284	33/275	BRONCOS		265	3004	11.3	-81	18
Att./Completions		568/265	433/194	OPPONENTS		194	3060	15.8	—	30
Completion Pct.		46.7	44.8	INTERCEPTIONS		No.	Yds.	Avg.	Long	TD
Had Intercepted		45	26	Nugent		7	77	11.0	30	0
PUNTS/AVERAGE		80/39.4	77/40.5	Gonsoulin		6	76	12.7	38	0
PENALTIES/YARDS		60/560	98/799	McMillin		5	56	11.2	26	0
FUMBLES/BALL LOST		33/20	25/14	McNamara		3	85	28.3	34	0
TOUCHDOWNS		32	56	Hudson		3	16	5.3	13	0
Rushing		11	17	Stinnette		1	40	40.0	40	0
Passing		18	30	Lamberti		1	5	5.0	5	0
Defense>Returns		3	9	BRONCOS		26	355	13.7	40	0
PAT (Total)		28	37	OPPONENTS		45	818	18.2	—	5
Kicking		27/27	36/38	PUNTING		No.	Yds.	Avg.	Long	B
Running		0/1	1/1	Herring		80	3149	39.4	63	0
Passing		1/1	0/1	OPPONENTS		77	3120	40.5	—	0
FIELD GOALS		8/25	13/26	PUNT RETURNS		No.	Yds.	Avg.	Long	TD

Score By Periods		1	2	3	4	OT	Total							
BRONCOS		52	34	37	128	—	251							
OPPONENTS		75	143	95	119	—	432							
								PUNT RETURNS		No.	Yds.	Avg.	Long	TD
SCORING		TD	Ru	Pa	Rt	PAT	FG	\$	PTS					
Frazier		8	1	6	1	0/0	0/0	0	50					
Stone		8	4	4	—	0/0	0/0	0	48					
Bukaty		5	5	0	—	0/0	0/0	1	32					
Mingo		2	0	2	—	11/11	3/10	0	32					
Hill		0	0	0	—	16/16	5/15	0	31					
Taylor		4	0	4	—	0/0	0/0	0	24					
Herring		2	2	0	—	0/0	0/0	0	12					
Prebola		1	0	1	—	0/0	0/0	0	8					
Gavin		1	0	0	1	0/0	0/0	0	6					
Stinnette		1	0	1	—	0/0	0/0	0	6					
BRONCOS		32	11	18	3	27/27	8/25	1	251					
OPPONENTS		56	17	30	9	52/52	13/26	0	432					
								KICKOFF RETURNS		No.	Yds.	Avg.	Long	TD
Frazier		18	504	28.0	90t									
Carmichael		16	310	19.4	31									
Ames		12	240	20.0	30									
Stone		9	215	23.9	76									
Mingo		4	120	30.0	30									
Bukaty		3	41	13.7	20									
Gonsoulin		1	34	34.0	34									
Hill		1	23	23.0	23									
Prebola		1	8	8.0	8									
Stinnette		1	6	6.0	6									
BRONCOS		66	1501	22.7	90t									
OPPONENTS		42	720	17.1	—									

SACKS: Cash 7, Hauser 5.5, McFadin 5, Hudson 2, Stinnette 2, McDaniel 2, Konovsky 1, Gavin 1, Holz 0.5, Team 7, **TOTAL 33.0**

PASSING	Att.	Comp.	Yds.	Comp.%	Yd./Att.	TD	TD%	Int	Int%	LG	Rtg.
Trippucka	344	167	1690	48.5	4.91	10	2.9	21	6.1	87½	47.3
Herring	211	93	1160	44.1	5.50	5	2.4	22	10.4	54	30.0
Mingo	8	4	136	50.0	17.0	2	25.0	0	0.0	52	135.4
Stone	2	1	18	50.0	9.0	1	50.0	0	0.0	18½	120.8
Taylor	2	0	0	0.0	0.00	0	0.0	1	50.0	0	0.0
Frazier	1	0	0	0.0	0.00	0	0.0	1	100.0	0	0.0
BRONCOS	568	265	3004	46.7	5.29	18	3.2	45	7.9	87½	40.6
OPPONENTS	433	194	3060	44.8	7.07	30	6.9	26	6.0	—	66.9

1961 PRIMARY STARTERS

OFFENSE	DEFENSE
LE Taylor, Lionel	LE Cash, John
LT Mattox, Jack	LT McFadin, Bud
LG Adamson, Ken	RT Holz, Gordon
C Nichols, Mike	RE Gavin, Chuck
C Barton, Jim	LLB Hudson, Bob
RG Larpenter, Carl	MLB McDaniel, Wahoo
RT Danenhauer, Eldon	RLB Roehneft, Bill
TE Prebola, Gene	RLB Stalcup, Jerry
FL Frazier, Al	LC McNamara, Bob
QB Tripucka, Frank	RC McMillan, Jim
QB Herring, George	LS Nugent, Phil
HB Stone, Don	RS Gonsoulin, Goose
FB Bukaty, Fred	

1961 COACHES

Frank Filchuck (Head Coach), Ken Carpenter (Assistant), Dale Dodrill (Line).

1961 LEADERS / RANKINGS

			AFL	
INDIVIDUAL	PLAYER	NO.	RANK	AFL LEADER NO.
Points	Frazier	50	13	Cappelletti (BOS) 147
Rushing Yards	Stone	505	6	Cannon (HOU) 948
Passing Yards	Tripucka	1,690	6	Blanda (HOU) 3,330
Passer Rating	Tripucka	47.3	8	Blanda (HOU) 91.3
Receiving Yards	Taylor	1,176	2	Hennigan (HOU) 1,746
Receptions	Taylor	100	1	Taylor (DEN) 100
Interceptions	Nugent	7	6t	Atkins (BUF) 10
			AFL	
OFFENSE NO.			RANK	AFL LEADER NO.
Points Per Game	17.9		7	Houston 36.6
Total Yards Per Game	272.2		7	Houston 449.1
Rushing Yards Per Game	77.9		8	Dallas Texans 155.9
Net Passing Yards Per Game	194.3		3	Houston 313.7
			AFL	
DEFENSE NO.			RANK	AFL LEADER NO.
Points Per Game	30.9		7	San Diego 15.6
Total Yards Per Game	315.6		6	San Diego 265.7
Rushing Yards Per Game	116.6		5	Boston 74.4
Net Passing Yards Per Game	198.9		5	San Diego 168.8

1961 KEY AWARDS

All-AFL (2): DT Bud McFadin, WR Lionel Taylor. **AFL All-Star Game (4):** G Ken Adamson, S Goose Gonsoulin, DT Bud McFadin, HB Don Stone.

1961 AFL STANDINGS

AFL EAST

Team	W	L	T	Pct	PF	PA
y-Houston	10	3	1	.769	513	242
Boston	9	4	1	.692	413	313
New York Titans	7	7	0	.500	301	390
Buffalo	6	8	0	.429	294	342

AFL WEST

Team	W	L	T	Pct	PF	PA
y-San Diego	12	2	0	.857	396	219
Dallas Texans	6	8	0	.429	334	343
Denver	3	11	0	.214	251	432
Oakland	2	12	0	.143	237	458

y – Division Title

AFL CHAMPIONSHIP

12/24 – Houston 10, at San Diego 3

1961 NFL STANDINGS

NFL EAST

Team	W	L	T	Pct	PF	PA
y-New York Giants	10	3	1	.769	368	220
Philadelphia	10	4	0	.714	361	297
Cleveland	8	5	1	.615	319	270
St. Louis	7	7	0	.500	279	267
Pittsburgh	6	8	0	.429	295	287
Dallas Cowboys	4	9	1	.308	236	380
Washington	1	12	1	.077	174	392

NFL WEST

Team	W	L	T	Pct	PF	PA
y-Green Bay	11	3	0	.786	391	223
Detroit	8	5	1	.615	270	258
Baltimore	8	6	0	.571	302	307
Chicago	8	6	0	.571	326	302
San Francisco	7	6	1	.538	346	272
Los Angeles	4	10	0	.286	263	333
Minnesota	3	11	0	.214	285	407

y – Division Title

NFL CHAMPIONSHIP

12/31 – at Green Bay 37, New York Giants 0

1960 FINAL STATISTICS (4-9-1)

Head Coach: Frank Filchock AFL West: 4th Home Stadium: Bears Stadium

Date	W-L	Score	Opponent	Attendance	RUSHING	No.	Yds.	Avg.	Long	TD
Sept 9	W	13-10	at Boston	21,597	Rolle	130	501	3.9	57	2
Sept 18	W	27-21	at Buffalo	15,229	Mingo	83	323	3.9	39	4
Sept 23	L	24-28	at N.Y. Titans	20,462	Bell	43	238	5.5	68	0
Oct 2	W	31-14	Oakland	18,372	Carmichael	41	211	5.1	47	2
Oct 16	L	19-23	L.A. Chargers	19,141	Stransky	28	78	2.8	16	0
Oct 23	W	31-24	Boston	12,683	Wegert	5	37	7.4	32	0
Oct 30	L	14-17	Dallas Texans	13,002	Carpenter	4	13	3.3	9	0
Nov 6	L	25-45	Houston	14,489	McNamara	17	33	1.9	7	1
Nov 13	L	7-34	at Dallas Texans	21,000	Brodnax	15	18	1.2	7	0
Nov 20	L	10-20	at Houston	20,778	Allen	30	18	0.6	4	1
Nov 27	T	38-38	Buffalo	7,785	Taylor	5	-6	-3.0	—	0
Dec 4	L	27-30	N.Y. Titans	5,861	Herring	5	-46	-9.2	—	0
Dec 10	L	33-41	at L.A. Chargers	9,928	Tripucca	37	-226	-6.1	—	0
Dec 16	L	10-48	at Oakland	7,000	BRONCOS	440	1195	2.7	68	10
					OPPONENTS	541	2145	4.0	—	23

TEAM STATISTICS				Den	Opp					
TOTAL FIRST DOWNS				248	254					
Rushing				84	112					
Passing				141	123					
Penalty				23	19					
TOTAL NET YARDS				4442	5132					
Avg. Per Game				317.3	366.6					
NET YARDS RUSHING				1195	2145					
Avg. Per Game				85.4	153.2					
Total Rushes				440	541					
NET YARDS PASSING				3247	2987					
Avg. Per Game				231.9	213.4					
Att./Completions				508/259	387/189					
Completion Pct.				51.0	48.7					
Had Intercepted				35	27					
PUNTS/AVERAGE				70/37.3	67/39.0					
PENALTIES/YARDS				54/501	62/633					
FUMBLES/BALL LOST				32/17	26/17					
TOUCHDOWNS				37	49					
Rushing				10	19					
Passing				24	25					
Defense>Returns				3	5					

Score By Periods	1	2	3	4	OT	Total
BRONCOS	42	93	86	88	—	309
OPPONENTS	96	108	90	99	—	393

SCORING										
	TD	Ru	Pa	Rt	PAT	FG	\$	PTS		
Mingo	6	4	1	1	33/36	18/28	0	123		
Taylor	12	0	12	0	0/0	0/0	0	72		
Carmichael	7	2	5	0	0/0	0/0	0	42		
Rolle	3	2	1	0	0/0	0/0	0	18		
McNamara	2	1	1	0	0/0	0/0	0	12		
Allen	1	1	0	0	0/0	0/0	0	6		
Brodnax	1	0	1	0	0/0	0/0	0	6		
Carpenter	1	0	1	0	0/0	0/0	0	6		
Greer	1	0	1	0	0/0	0/0	0	6		
Pyeatt	1	0	0	1	0/0	0/0	0	6		
Yelverton	1	0	0	1	0/0	0/0	0	6		
Jessup	1	0	1	0	0/0	0/0	0	6		
BRONCOS	37	10	24	3	33/36	18/28	0	309		
OPPONENTS	49	19	25	5	44/47	17/27	0	393		

SACKS: Yelverton 6, Day 2, King 2, McFadin 1.5, Hatley 1.5, Gavin 1, Nichols 1, Davis 1, Young 0.5, Team 7, **TOTAL 23.5**

PUNTING										
	No.	Yds.	Avg.	Long	TD					
Herring	70	2610	37.3	70	0					
OPPONENTS	67	2611	39.0	—	0					

PUNT RETURNS										
	No.	Yds.	Avg.	Long	TD					
Carmichael	15	101	6.7	—	0					
McNamara	11	68	6.2	—	0					
Mingo	3	92	30.7	76t	1					
BRONCOS	29	261	9.0	76t	1					
OPPONENTS	20	149	7.5	—	1					

KICKOFF RETURNS										
	No.	Yds.	Avg.	Long	TD					
Carmichael	22	581	26.4	58	0					
Mingo	9	209	23.2	—	0					
McNamara	9	192	21.3	—	0					
Wegert	6	143	23.8	—	0					
Stransky	7	153	21.9	—	0					
Brodnax	5	117	23.4	—	0					
Allen	5	72	14.4	—	0					
Bell	2	60	30.0	—	0					
Greer	1	11	11.0	11	0					
Strickland	1	9	9.0	9	0					
BRONCOS	67	1547	23.1	58	0					
OPPONENTS	54	1087	20.1	—	1					

PASSING										
	Att.	Comp.	Yds.	Comp.%	Yd./Att.	TD	TD%	Int	Int%	Rtg.
Tripucca	478	248	3038	51.9	6.36	24	5.0	34	7.1	58.9
Herring	22	9	137	40.9	6.23	0	0.0	1	4.5	43.2
Mingo	7	1	46	14.3	6.57	0	0.0	0	0.0	54.5
Carmichael	1	1	26	100.0	26.00	0	0.0	0	0.0	118.8
BRONCOS	508	259	3247	51.0	6.39	24	4.7	35	6.9	58.2
OPPONENTS	387	189	2987	48.8	7.72	25	6.5	27	7.0	67.4

1960 PRIMARY STARTERS

OFFENSE	DEFENSE
LE Taylor, Lionel	LE Young, Joe
LE Greer, Jim	LE King, Don
LT Holz, Gordon	LT McFadin, Bud
LT Larpenter, Carl	RT Hatley, John
LG Adamson, Ken	RE Gavin, Chuck
C Nichols, Mike	RE Yelverton, Bill
RG Smith, Willie	LLB Mangum, Pete
RT Danenhauer, Eldon	LLB Hudson, Bob
RE Jessup, Bill	MLB Brown, Hardy
RE Epperson, Pat	MLB Kutchtta, Frank
FL McNamara, Bob	RLB Day, Albert
FL Carpenter, Ken	LC Bernardi, Frank
QB Tripucka, Frank	LC McNamara, Bob
HB Bell, Henry	RC Pyeatt, John
HB Mingo, Gene	LS Romine, Al
FB Rolle, Dave	RS Gonsoulin, Goose

1960 COACHES

Frank Filchuck (Head Coach), Jim Cason (Backfield), Dale Dodrill (Line).

1960 LEADERS / RANKINGS

			AFL	
INDIVIDUAL	PLAYER	NO.	RANK	AFL LEADER NO.
Points	Mingo	123	1	Mingo (DEN) 123
Rushing Yards	Rolle	501	8	Haynes (DLT) 875
Passing Yards	Tripucka	3,038	1	Tripucka (DEN) 3,038
Passer Rating	Tripucka	58.9	7	Flores (OAK) 71.8
Receiving Yards	Taylor	1,235	3	Groman (HOU) 1,473
Receptions	Taylor	92	1	Taylor (DEN) 92
Interceptions	Gonsoulin	11	1	Gonsoulin (DEN) 11
			AFL	
OFFENSE NO.			RANK	AFL LEADER NO.
Points Per Game	22.1		6	New York Titans 27.3
Total Yards Per Game	317.3		6	Houston 352.6
Rushing Yards Per Game	85.4		8	Dallas Texans 129.6
Net Passing Yards Per Game	231.9		3	Houston 240.8
			AFL	
DEFENSE NO.			RANK	AFL LEADER NO.
Points Per Game	28.1		7	Dallas Texans 18.1
Total Yards Per Game	366.6		8	Buffalo 275.3
Rushing Yards Per Game	153.2		8	Dallas Texans 70.0
Net Passing Yards Per Game	213.4		5	Buffalo 175.8

1960 KEY AWARDS

All-AFL (3): S Goose Gonsoulin, DT Bud McFadin, WR Lionel Taylor.

1960 AFL STANDINGS

AFL EAST

Team	W	L	T	Pct	PF	PA
y-Houston	10	4	0	.714	379	285
New York Titans	7	7	0	.500	382	399
Buffalo	5	8	1	.385	296	303
Boston	5	9	0	.357	286	349

AFL WEST

Team	W	L	T	Pct	PF	PA
y-L.A. Chargers	10	4	0	.714	373	336
Dallas Texans	8	6	0	.571	362	253
Oakland	6	8	0	.429	319	388
Denver	4	9	1	.308	309	393

y – Division Title

AFL CHAMPIONSHIP

1/1 – at Houston 24, L.A. Chargers 16

1960 NFL STANDINGS

NFL EAST

Team	W	L	T	Pct	PF	PA
y-Philadelphia	10	2	0	.833	321	246
Cleveland	8	3	1	.727	362	217
New York Giants	6	4	2	.600	271	261
St. Louis	6	5	1	.545	288	230
Pittsburgh	5	6	1	.455	240	275
Washington	1	9	2	.100	178	309

NFL WEST

Team	W	L	T	Pct	PF	PA
y-Green Bay	8	4	0	.667	332	209
Detroit	7	5	0	.583	239	212
San Francisco	7	5	0	.583	208	205
Baltimore	6	6	0	.500	288	234
Chicago	5	6	1	.455	194	299
L.A. Rams	4	7	1	.364	265	297
Dallas Cowboys	0	11	1	.000	177	369

y – Division Title

NFL CHAMPIONSHIP

12/26 – at Philadelphia 17, Green Bay 13

YEAR-BY-YEAR FINAL RECORDS

Year	W	L	T	Div. Finish	Coach	Postseason (record)
1960	4	9	1	Fourth	Frank Filchock	
1961	3	11	0	Third	Frank Filchock	
1962	7	7	0	Second	Jack Faulkner	
1963	2	11	1	Fourth	Jack Faulkner	
1964	2	11	1	Fourth	Jack Faulkner (0-4) / Mac Speedie (2-7-1)	
1965	4	10	0	Fourth	Mac Speedie	
1966	4	10	0	Fourth	Mac Speedie (0-2) / Ray Malavasi (4-8)	
1967	3	11	0	Fourth	Lou Saban	
1968	5	9	0	Fourth	Lou Saban	
1969	5	8	1	Fourth	Lou Saban	
1970	5	8	1	Fourth	Lou Saban	
1971	4	9	1	Fourth	Lou Saban (2-6-1) / Jerry Smith (2-3)	
1972	5	9	0	Third	John Ralston	
1973	7	5	2	Second	John Ralston	
1974	7	6	1	Second	John Ralston	
1975	6	8	0	Second	John Ralston	
1976	9	5	0	Second	John Ralston	
1977	12	2	0	First	Red Miller	Super Bowl (2-1)
1978	10	6	0	First	Red Miller	Playoffs (0-1)
1979	10	6	0	Second	Red Miller	Playoffs (0-1)
1980	8	8	0	Fourth	Red Miller	
1981	10	6	0	Second	Dan Reeves	
1982	2	7	0	Fifth	Dan Reeves	
1983	9	7	0	Third	Dan Reeves	Playoffs (0-1)
1984	13	3	0	First	Dan Reeves	Playoffs (0-1)
1985	11	5	0	Second	Dan Reeves	
1986	11	5	0	First	Dan Reeves	Super Bowl (2-1)
1987	10	4	1	First	Dan Reeves	Super Bowl (2-1)
1988	8	8	0	Second	Dan Reeves	
1989	11	5	0	First	Dan Reeves	Super Bowl (2-1)
1990	5	11	0	Fifth	Dan Reeves	
1991	12	4	0	First	Dan Reeves	AFC Championship (1-1)
1992	8	8	0	Third	Dan Reeves	
1993	9	7	0	Third	Wade Phillips	Playoffs (0-1)
1994	7	9	0	Fourth	Wade Phillips	
1995	8	8	0	Fourth	Mike Shanahan	
1996	13	3	0	First	Mike Shanahan	Playoffs (0-1)
1997	12	4	0	Second	Mike Shanahan	Super Bowl Champion (4-0)
1998	14	2	0	First	Mike Shanahan	Super Bowl Champion (3-0)
1999	6	10	0	Fifth	Mike Shanahan	
2000	11	5	0	Second	Mike Shanahan	Playoffs (0-1)
2001	8	8	0	Third	Mike Shanahan	
2002	9	7	0	Second	Mike Shanahan	
2003	10	6	0	Second	Mike Shanahan	Playoffs (0-1)
2004	10	6	0	Second	Mike Shanahan	Playoffs (0-1)
2005	13	3	0	First	Mike Shanahan	AFC Championship (1-1)
2006	9	7	0	Third	Mike Shanahan	
2007	7	9	0	Second	Mike Shanahan	
2008	8	8	0	Second	Mike Shanahan	
2009	8	8	0	Second	Josh McDaniels	
2010	4	12	0	Fourth	Josh McDaniels (3-9) / Eric Stutesville (1-3)	
2011	8	8	0	First	John Fox	Playoffs (1-1)
2012	13	3	0	First	John Fox	Playoffs (0-1)
2013	13	3	0	First	John Fox	Super Bowl (2-1)
2014	12	4	0	First	John Fox	Playoffs (0-1)
2015	12	4	0	First	Gary Kubiak	Super Bowl Champion (3-0)
2016	9	7	0	Third	Gary Kubiak	
2017	5	11	0	Fourth	Vance Joseph	
2018	6	10	0	Third	Vance Joseph	
2019	7	9	0	Second	Vic Fangio	
2020	5	11	0	Fourth	Vic Fangio	
Total	488	434	10	(.529)		(Total Playoff Record: 23-19)

3 World Championships: (1997-98, 2015)

8 Super Bowl Appearances: (1977, '86-87, '89, '97-98, 2013, '15)

10 AFC Championship Games: (1977, '86-87, '89, '91, '97-98, '05, '13, '15)

15 Division Titles: (1977-78, '84, '86-87, '89, '91, '96, '98, '05, '11-15)

22 Playoff Appearances: (1977-79, '83-84, '86-87, '89, '91, '93, '96-98, '00, '03-05, '11-15)

29 Winning Seasons: (1973-74, '76-79, '81, '83-87, '89, '91, '93, '96-98, '00, '02-06, '12-16)





Denver 24, Carolina 10

Sunday, Feb. 7, 2016 • 3:39 p.m. PST • Levi's Stadium • Santa Clara, Calif.

WEATHER: Sunny, 76°, Wind NW 16 mph • TIME: 3:43 • ATTENDANCE: 71,088

Super Bowl 50

Behind a ruthless defense led by MVP Von Miller and his 2.5-sack, two-forced fumble performance, the Denver Broncos claimed their third world championship by beating the Carolina Panthers 24-10 in Super Bowl 50 at Levi's Stadium in Santa Clara, Calif.

At age 39, quarterback Peyton Manning became the oldest starting quarterback to win a Super Bowl and the first in NFL history to win a Super Bowl with two different teams. The Super Bowl 50 victory also gave Manning his 200th career win, passing Hall of Famer Brett Favre for the most combined victories in league history.

John Elway, the architect of Denver's World Championship team, earned his third Super Bowl win and his first as an executive. Gary Kubiak, in his initial season leading the Broncos, also made history by becoming the first person to play in and serve as the head coach for the same franchise in the Super Bowl.

Denver's defense would post seven sacks and four turnovers, holding the league's No. 1 ranked scoring offense to 10 points.

Broncos kicker Brandon McManus put the Broncos on the board on the team's first drive before Denver's defense took over. Helped by the special teams unit which pinned Carolina deep in its own territory, Miller strip-sacked quarterback Cam Newton and defensive end Malik Jackson recovered in the endzone to record only the seventh fumble recovery for a touchdown in Super Bowl history.

After a Carolina touchdown and McManus' second field goal—which was set up by Jordan Norwood's Super Bowl-record 61-yard punt return—the Broncos entered halftime with a 13-7 lead.

The Broncos maintained their edge in the third quarter thanks to a missed Panthers field goal and a 30-yard kick from McManus. Safety T.J. Ward thwarted another Panthers' scoring opportunity by intercepting Newton at the Denver 10-yard line. Though Ward fumbled on the return, linebacker Danny Trevathan recovered to keep possession.

The Panthers opened the fourth quarter with a strip-sack of Manning, which they quickly turned into points on a 39-yarder from kicker Graham Gano to narrow the score to 16-10.

With less than five minutes on the clock, Miller strip-sacked Newton for the second time and Ward recovered to give Denver possession at the Panthers' 4-yard line.

Running back C.J. Anderson found the end zone four plays later on a 2-yard run, and Manning connected with receiver Bennie Fowler for the two-point conversion to clinch the Super Bowl 50 win.

Following the game, in a moment of tribute to Super Bowl XXXII and in celebration of Owner Pat Bowlen's third World Championship, Elway stood at midfield, lifted the Lombardi Trophy to the sky and shouted, 'This one's for Pat!'

OFFICIALS:

Referee — Clete Blakeman (34); **Umpire** — Jeff Rice (44); **Head Linesman** — Wayne Mackie (106); **Line Judge** — Rusty Baynes (59); **Side Judge** — Scott Edwards (3); **Back Judge** — Boris Cheek(41); **Back Judge** — Keith Ferguson (61); **Replay** — Charles Stewart.

DENVER BRONCOS

OFFENSE

WR 88 D. Thomas
LT 68 R. Harris
LG 69 E. Mathis
C 61 M. Paradis
RG 65 L. Vasquez
RT 79 M. Schofield
TE 81 O. Daniels
WR 10 E. Sanders
RB 22 C. Anderson
QB 18 P. Manning
TE 80 V. Davis

DEFENSE

DE 95 D. Wolfe
NT 92 S. Williams
DE 97 M. Jackson
SLB 58 V. Miller
WLB 54 D. Ware
ILB 94 B. Marshall
ILB 59 D. Trevathan
LCB 21 A. Talib
RCB 25 C. Harris Jr.
SS 43 T. Ward
FS 26 D. Stewart

BRONCOS SUBSTITUTIONS: P 4 B.Colquitt, K 8 B.McManus, WR 11 J.Norwood, WR 12 A.Caldwell, WR 14 C.Latimer, WR 16 B.Fowler, S 20 J.Bush, RB 23 R.Hillman, CB 29 B.Roby, DB 33 S.Keo, CB 36 K.Webster, LS 46 A.Brewer, OLB 48 S.Barrett, ILB 51 T.Davis, ILB 52 C.Nelson, OLB 55 L.McCray, OLB 56 S.Ray, C/G 73 M.Garcia, T 76 T.Polumbus, TE 85 V.Green, DE 90 A.Smith, DE 96 V.Walker. **DID NOT PLAY:** QB 17 B.Osweller, C 53 J.Ferentz. **INACTIVE:** QB 13 T.Siemian, CB 37 L.Doss, CB 39 T.Nixon, RB 40 J.Thompson, C 67 S.Brenner, G 70 R.Myers Jr., NT 98 D.Kilgo.

CAROLINA PANTHERS

OFFENSE

OL 60 Da. Williams
LT 73 M. Oher
LG 68 A. Norwell
C 67 R. Kalil
RG 70 T. Turner
RT 74 M. Remmers
TE 88 G. Olsen
WR 17 D. Funchess
QB 1 C. Newton
TE 84 E. Dickson
RB 28 J. Stewart

DEFENSE

LDE 95 C. Johnson
LDT 98 S. Lotulelei
RDT 99 K. Short
RDE 69 J. Allen
SLB 54 S. Thompson
MLB 59 L. Kuechly
WLB 58 T. Davis
LCB 27 R. McClain
RBC 24 J. Norman
SS 41 R. Harper
FS 20 K. Coleman

PANTHERS SUBSTITUTIONS: P 8 B.Nortman, K 9 G.Gano, WR 10 C.Brown, QB 14 J.Webb, WR 19 T.Ginn, CB 21 T.Williams, CB 26 C.Finnegan, S 33 T.Boston, FB 35 M.Tolbert, S 42 C.Jones, RB 4 F.Whittaker, LS 44 J.Jansen, LB 53 B.Jacobs, LB 55 D.Mayo, LB 56 A.Klein, G 61 F.Velasco, G 79 C.Scott, TE 80 S.Simonson, WR 82 J.Cotchery, DT 92 D.Edwards, DT 93 K.Love, DE 94 K.Ealy, DE 97 M.Addison. **DID NOT PLAY:** QB 3 D.Anderson. **INACTIVE:** WR 11 B.Bersin, DB 22 L.Young, S 29 D.Marlowe, RB 36 B.Wegher, RB 34 C.Artis-Payne, WR 81 K.Norwood, DE 91 R.Delaire.

		1	2	3	4	OT	TOTAL	FIELD GOALS (made () missed)	
VISITOR	Carolina Panthers	0	7	0	3	0	10	G. Gano 44RU (39)	
HOME	Denver Broncos	10	3	3	8	0	24	B. McManus (34) (33) (30)	
Team	Qtr	Clock Time	PLAY DESCRIPTION (Extra Point) (Drive Info)					SCORE	
								Visitor	Home
BRONCOS	1	10:43	B. McManus 34 yd. Field Goal (10-64, 4:17)					0	3
BRONCOS	1	6:27	M. Jackson fumble recovery in end zone (B. McManus kick)					0	10
PANTHERS	2	11:25	J. Stewart 1 yd. run (G. Gano kick) (9-73, 4:50)					7	10
BRONCOS	2	6:58	B. McManus 33 yd. Field Goal (4--1, 2:13)					7	13
BRONCOS	3	8:18	B. McManus 30 yd. Field Goal (7-54, 2:30)					7	16
PANTHERS	4	10:21	G. Gano 39 yd. Field Goal (6-29, 2:56)					10	16
BRONCOS	4	3:08	C. Anderson 2 yd. run (P. Manning pass to B. Fowler) (3-4, 0:56)					10	24

Final Individual Statistics																																	
Carolina Panthers												Denver Broncos																					
Rushing	Att	Yds	Avg	LG	TD							Rushing	Att	Yds	Avg	LG	TD																
C. Newton	6	45	7.5	14	0							C. Anderson	23	90	3.9	34	1																
J. Stewart	12	29	2.4	12	1							R. Hillman	5	0	0.0	3	0																
F. Whitaker	4	26	6.5	15	0																												
M. Tolbert	5	18	3.6	11	0																												
TOTAL	27	118	4.4	15	1							TOTAL	28	90	3.2	34	1																
Passing	Att	Cmp	Yds	TKD/Y	TD	LG	IN	Rtg.							Passing	Att	Cmp	Yds	TKD/Y	TD	LG	IN	Rtg.										
C. Newton	41	18	265	6/64	0	45	1	55.4							P. Manning	23	13	141	5/37	0	25	1	56.6										
T. Ginn Jr.	0	0	0	1/4	0	—	0	0.0																									
TOTAL	41	18	265	7/68	0	45	1	55.4							TOTAL	23	13	141	5/37	0	25	1	56.6										
Pass Receiving	NO	YDS	AVG	LG	TD							Pass Receiving	NO	YDS	AVG	LG	TD																
C. Brown	4	80	20.0	42	0							E. Sanders	6	83	13.8	25	0																
T. Ginn Jr.	4	74	18.5	45	0							C. Anderson	4	10	2.5	7	0																
G. Olsen	4	41	10.3	19	0							A. Caldwell	1	22	22.0	22	0																
D. Funchess	2	40	20.0	24	0							O. Daniels	1	18	18.0	18	0																
J. Cotchery	2	17	8.5	11	0							D. Thomas	1	8	8.0	8	0																
F. Whitaker	1	14	14.0	8	0																												
J. Stewart	1	-1	-1.0	-1	0																												
TOTAL	18	265	14.7	45	0							TOTAL		13	141	10.8	25	0															
Interceptions	NO	YDS	AVG	LG	TD							Interceptions	NO	YDS	AVG	LG	TD																
K. Kaly	1	19	19.0	19	0							T. Ward	1	-3	-3.0	-3	0																
TOTAL	1	19	19.0	19	0							TOTAL	1	-3	-3.0	-3	0																
Punting	NO	YDS	AVG	NET	FB	IN20	LG							Punting	NO	YDS	AVG	NET	FB	IN20	LG												
B. Nortman	7	315	45.0	33.4	1	1	61							B. Colquitt	8	367	45.9	45.6	0	2	54												
TOTAL	7	315	45.0	33.4	1	1	61							TOTAL	8	367	45.9	45.6	0	2	54												
Punt Returns	NO	YDS	AVG	FC	LG	TD							Punt Returns	NO	YDS	AVG	FC	LG	TD														
T. Ginn Jr.	3	2	0.7	2	3	0							J. Norwood	1	61	61.0	3	61	0														
[OUT OF BOUNDS]	3	0	0.0	0	—	0							E. Sanders	0	0	0.0	1	—	0														
													[DOWNED]	1	0	0.0	0	—	0														
													[TOUCHBACK]	1	0	0.0	0	—	0														
RETURNS	3	2	0.7	2	3	0							RETURNS	1	61	61.0	4	61	0														
Kickoff Returns	NO	YDS	AVG	FC	LG	TD							Kickoff Returns	NO	YDS	AVG	FC	LG	TD														
J. Webb	1	24	24.0	0	24	0							A. Caldwell	2	42	21.0	0	24	0														
F. Whitaker	1	18	18.0	0	18	0							[TOUCHBACK]	1	0	0.0	0	—	0														
[TOUCHBACK]	4	0	0.0	0	—	0																											
RETURNS	2	42	21.0	0	24	0							RETURNS	2	42	21.0	0	24	0														
Carolina Panthers FUMBLES	Fum	Lost	Own Rec.	Yds	TD	FF	Opp. Rec.	Yds	TD	Out Bnds													Denver Broncos FUMBLES	Fum	Lost	Own Rec.	Yds	TD	FF	Opp. Rec.	Yds	TD	Out Bnds
M. Tolbert	2	1	1	0	0	1	0	0	0	0																							

FINAL TEAM STATISTICS									
	PANTHERS		BRONCOS			PANTHERS		BRONCOS	
TOTAL FIRST DOWNS	21	11	FGs - PATs Had Blocked			0-0	0-0		
By Rushing	8	4	Net Punting Average			33.4	45.6		
By Passing	10	5	TOTAL RETURN YARDAGE (Not Including Kickoffs)			21	58		
By Penalty	3	2	No. and Yards Punt Returns			3-2	1-61		
THIRD DOWN EFFICIENCY	3-15-20%	1-14-7%	No. and Yards Kickoff Returns			2-42	2-42		
FOURTH DOWN EFFICIENCY	0-0-0%	0-0-0%	No. and Yards Interception Returns			1-19	1-31		
TOTAL NET YARDS	315	194	PENALTIES Number and Yards			12-102	6-53		
Total Offensive Plays (inc. times thrown passing)	75	56	FUMBLES Number and Lost			4-3	3-1		
Average gain per offensive play	4.2	3.5	TOUCHDOWNS			1	2		
NET YARDS RUSHING	118	90	Rushing			1	1		
Total Rushing Plays	27	28	Passing			0	0		
Average gain per rushing play	4.4	3.2	Fumbles			0	1		
Tackles for a loss-number and yards	1-1	4-7	EXTRA POINTS Made-Attempts			1-1	2-2		
NET YARDS PASSING	197	104	Kicking Made-Attempts			1-1	1-1		
Times thrown - yards lost attempting to pass	7-68	5-37	Passing Made-Attempts			0-0	3-1		
Gross yards passing	265	141	FIELD GOALS Made-Attempts			1-2	3-3		
PASS ATTEMPTS-COMPLETIONS-HAD INTERCEPTED	41-18-1	23-13-1	RED ZONE EFFICIENCY			1-2-50%	1-4-25%		
Avg gain per pass play (inc # thrown passing)	4.1	3.7	GOAL TO GO EFFICIENCY			1-1-100%	1-1-100%		
KICKOFFS Number-In End-Zone-Touchbacks	3-2-1	6-5-4	SAFETIES			0	0		
PUNTS Number and Average	7-45.0	8-45.9	FINAL SCORE			10	24		
Had Blocked	0	0	TIME OF POSSESSION			32:47	27:13		

BRONCOS DEFENSIVE STATISTICS																	
(Press Box Totals)																	
PLAYER	UT	A	TT	S-YDS	I-YDS	PD	FF	FR	PLAYER	UT	A	TT	S-YDS	I-YDS	PD	FF	FR
D. Trevathan	4	4	8	0-0	0-0	0	0	2	D. Stewart	3	0	3	1-8	0-0	2	1	0
T. Ward	4	3	7	0-0	1-3	1	0	1	S. Ray	2	0	2	0-0	0-0	0	1	0
V. Miller	5	1	6	2.5-27	0-0	1	2	0	B. Roby	2	0	2	0-0	0-0	3	0	0
C. Harris Jr.	5	0	5	1-4	0-0	0	0	0	J. Bush	2	0	2	0-0	0-0	0	0	0
M. Jackson	5	0	5	0-0	0-0	0	0	1	S. Williams	1	1	2	0-0	0-0	1	0	0
A. Talib	5	0	5	0-0	0-0	2	0	0	V. Walker	1	1	2	0-0	0-0	0	0	0
D. Ware	3	2	5	2-24	0-0	0	0	0	C. Nelson	1	0	1	0-0	0-0	0	0	0
D. Wolfe	3	2	5	0.5-0	0-0	0	0	0									
B. Marshall	2	3	5	0-0	0-0	0	0	0	TEAM TOTALS	48	17	65	7-68	1-3	10	4	4



Denver 20, New England 18

Sunday, Jan. 24, 2016 • 1:05 p.m. MST • Sports Authority Field at Mile High • Denver

WEATHER: Mostly Sunny, Gusts to 12 mph, 46°, Wind N 6 mph • TIME: 3:29 • ATTENDANCE: 77,112

2015 AFC Championship

In the 17th all-time meeting between quarterbacks Peyton Manning and Tom Brady, the Denver Broncos held off a late rally to defeat the New England Patriots 20-18 at Sports Authority Field at Mile High, earning their NFL record-tying eighth trip to the Super Bowl and seventh appearance under Owner Pat Bowlen.

Gary Kubiak became just the seventh head coach to reach the Super Bowl in his first year with a team, and Manning earned his fourth world championship berth, tying him for the third-most Super Bowl appearances by a quarterback.

On the Broncos' opening possession, Manning directed the offense 83 yards on 11 plays, finding tight end Owen Daniels as he crossed the goal line for a 21-yard touchdown.

Later in the first quarter, the Patriots capitalized on a Broncos fumble at the Denver 22-yard-line, scoring on a one-yard run two plays later. However, kicker Stephen Gostkowski's extra point attempt sailed wide right, allowing Denver to preserve its lead.

After a three-and-out, the Broncos pinned the Patriots deep in their own territory. On second-and-10 from the 13, Brady looked for tight end Rob Gronkowski, but Broncos linebacker Von Miller intercepted the route to give Manning and the offense possession at the New England 12-yard-line.

Manning found Daniels again, this time for a 12-yard touchdown in the corner of the end zone, to stretch the Denver lead to 14-6.

New England added a 46-yard field goal with 7:02 left in the first half and was looking to take the lead when Brady was intercepted again, this time by safety Darian Stewart at the Denver 36-yard-line.

Broncos kicker Brandon McManus converted a 52-yard field goal just before halftime, putting Denver up 17-9 at the break.

The third quarter proved to be a defensive battle between the teams as the only points came off the foot of Gostkowski on a 38-yard field goal. McManus added another field goal at the start of the fourth quarter (31 yards) to give Denver a 20-12 advantage with 10:02 remaining in the game.

In crunch time, the Patriots put together back-to-back drives into the red zone, but the Broncos' defense held up on fourth down both times to maintain its eight-point lead.

With less than two minutes remaining, Brady kept the Patriots alive on fourth-and-10 by hitting Gronkowski for a 40-yard completion to the Broncos' 10-yard line.

On fourth-and-4 from the Denver 4-yard-line, Brady finally connected with Gronkowski in the end zone for a touchdown with 0:12 remaining on the clock, but cornerback Bradley Roby intercepted Brady's two-point conversation attempt to help seal the victory and propel the Broncos to Super Bowl 50.

OFFICIALS:

Referee — Ed Hochuli (85); **Umpire** — Richard Hall (49); **Head Linesman** — Mark Hittner (28); **Line Judge** — Carl Johnson (101); **Side Judge** — Allen Baynes (56); **Field Judge** — Droyl Prioleau (109); **Back Judge** — Tony Steratore (112); **Replay** — Bob McGrath.

DENVER BRONCOS

OFFENSE

WR 88 D. Thomas
LT 68 R. Harris
LG 69 E. Mathis
C 61 M. Paradis
RG 65 L. Vasquez
RT 79 M. Schofield
TE 81 O. Daniels
WR 10 E. Sanders
RB 23 R. Hillman
QB 18 P. Manning
TE 85 V. Green

DEFENSE

DE 95 D. Wolfe
NT 92 S. Williams
DE 97 M. Jackson
SLB 58 V. Miller
WLB 94 D. Ware
ILB 54 B. Marshall
ILB 59 D. Trevathan
LCB 21 A. Talib
RCB 25 C. Harris Jr.
SS 43 T. Ward
FS 26 D. Stewart

BRONCOS SUBSTITUTIONS: P 4 B.Colquitt, K 8 B.McManus, WR 11 J.Norwood, WR 12 A.Caldwell, WR 14 C.Latimer, WR 16 B.Fowler, S 20 J.Bush, RB 22 C.Anderson, CB 29 B.Roby, DB 33 S.Keo, CB 36 K.Webster, LS 46 A.Brewer, OLB 48 S.Barrett, ILB 51 T.Davis, ILB 52 C.Nelson, C 53 J.Ferentz, OLB 55 L.McCray, OLB 56 S.Ray, C/G 73 M.Garcia, T 76 T.Polumbus, TE 80 V.Davis, DE 90 A.Smith, DE 96 V.Walker. **DID NOT PLAY:** QB 17 B.Osweller. **INACTIVE:** QB 13 T.Siemian, CB 37 L.Doss, CB 39 T.Nixon, RB 40 J.Thompson, C 67 S.Brenner, G 70 R.Myers Jr., NT 98 D.Kilgo.

NEW ENGLAND PATRIOTS

OFFENSE

WR 80 D. Amendola
LT 76 S. Vollmer
LG 67 J. Kline
C 66 B. Stork
RG 69 S. Mason
RT 61 M. Cannon
TE 87 R. Gronkowski
WR 11 J. Edelman
QB 12 T. Brady
RB 28 J. White
TE 85 M. Williams

DEFENSE

LE 50 R. Ninkovich
DT 97 A. Branch
DT 90 M. Brown
RE 95 C. Jones
LB 91 J. Collins
LB 54 D. Hightower
RCB 26 L. Ryan
LCB 21 M. Butler
S 23 P. Chung
S 32 D. McCourty
DB 30 D. Harmon

PATRIOTS SUBSTITUTIONS: K 3 S.Gostkowski, P 6 R.Allen, WR 18 M.Slater, WR 19 B.LaFell, DB 22 J.Coleman, DB 36 B.King, DB 37 J.Richards, RB 38 B.Bolden, RB 39 S.Jackson, DB 43 N.Ebner, LS 49 J.Cardona, OLB 52 D.Watson, LB 53 D.Fleming, LB 55 J.Freemy, C 60 D.Andrews, OL 71 C.Fleming, DL 72 A.Hicks, WR 82 K.Martin, TE 88 S.Chandler, DL 93 J.Sheard, DL 96 S.Sliga. **DID NOT PLAY:** QB 10 J.Garoppolo, DB 34 L.Johnson, LB 45 K.Snyder. **INACTIVE:** WR 14 C.Harper, DB 27 T.Wilson, LB 58 J.Bostic, G 63 T.Jackson, OL 68 L.Waddle, NT 70 I.Kitchen, DL 92 G.Grissom.

		1	2	3	4	OT	TOTAL	FIELD GOALS (made () missed)
VISITOR	New England Patriots	6	3	3	6	0	18	S. Gostkowski (46) (38)
HOME	Denver Broncos	7	10	0	3	0	20	B. McManus (52) (31)

Team	Qtr	Clock Time	PLAY DESCRIPTION (Extra Point) (Drive Info)	SCORE Visitor	Home
BRONCOS	1	7:32	O. Daniels 21 yd. pass from P. Manning (B. McManus kick) (11-83, 5:30)	0	7
PATRIOTS	1	1:49	S. Jackson 1 yd. run (kick failed, wr) (2-22, 0:34)	6	7
BRONCOS	2	13:46	O. Daniels 12 yd. pass from P. Manning (B. McManus kick) (3-16, 0:49)	6	14
PATRIOTS	2	7:02	S. Gostkowski 46 yd. Field Goal (13-48, 6:44)	9	14
BRONCOS	2	0:33	B. McManus 52 yd. Field Goal (6-23, 1:13)	9	17
PATRIOTS	3	10:26	S. Gostkowski 38 yd. Field Goal (8-47, 2:49)	12	17
BRONCOS	4	10:02	B. McManus 31 yd. Field Goal (10-48, 4:58)	12	20
PATRIOTS	4	0:12	R. Gronkowski 4 yd. pass from T. Brady (pass failed) (8-50, 1:40)	18	20

Final Individual Statistics																				
New England Patriots										Denver Broncos										
Rushing		Att	Yds	Avg	LG	TD	Rushing				Att		Yds	Avg	LG	TD				
T. Brady		3	13	4.3	11	0	C. Anderson				16	72	4.5	30	0					
B. Bolden		5	12	2.4	4	0	R. Hillman				11	16	1.5	7	0					
J. White		5	11	2.2	8	0	P. Manning				3	11	3.7	12	0					
S. Jackson		4	8	2.0	5	1														
TOTAL		17	44	2.6	11	1	TOTAL				30	99	3.3	30						
		Att	Cmp	Yds	TD	LG	Int	Rtg.					Att	Cmp	Yds	TD	LG	Int	Rtg.	
PASSING		56	27	310	4/18	1	40	2	PASSING				32	17	176	3/31	2	34	0	90.1
T. Brady		56	27	310	4/18	1	40	2	P. Manning				32	17	176	3/31	2	34	0	90.1
TOTAL		56	27	310	4/18	1	40	2	TOTAL				32	17	176	3/31	2	34	0	90.1
		Yds	TD	Avg	LG	TD					Yds	TD	Avg	LG	TD					
PASS RECEIVING		NO	YDS	AVG	LG	TD	PASS RECEIVING				NO	YDS	AVG	LG	TD					
R. Gronkowski		8	144	18.0	40	1	E. Sanders				5	62	12.4	34	0					
J. Edelman		7	53	7.6	19	0	C. Anderson				3	18	6.0	8	0					
J. White		5	45	9.0	15	0	O. Daniels				2	33	16.5	21	0					
D. Amendola		5	39	7.8	10	0	J. Norwood				2	16	8.0	13	0					
B. Bolden		2	29	14.5	20	0	D. Thomas				2	12	6.0	7	0					
							A. Caldwell				1	15	15.0	15	0					
							C. Latimer				1	13	13.0	13	0					
							R. Hillman				1	7	7.0	7	0					
TOTAL		27	310	11.5	40	1	TOTAL				17	176	10.4	34	2					
		NO	YDS	AVG	LG	TD					NO	YDS	AVG	LG	TD					
INTERCEPTIONS		NO	YDS	AVG	LG	TD	INTERCEPTIONS				NO	YDS	AVG	LG	TD					
							D. Stewart				1	8	8.0	8	0					
							V. Miller				1	4	4.0	4	0					
TOTAL		0	0	0.0	—	0	TOTAL				2	12	6.0	8	0					
		NO	YDS	AVG	NET	TB	IN20	LG					NO	YDS	AVG	NET	TB	IN20	LG	
PUNTING		6	281	46.8	43.3	0	1	55	PUNTING				9	423	47.0	41.7	0	4	54	
R. Allen		6	281	46.8	43.3	0	1	55	B. Colquitt				9	423	47.0	41.7	0	4	54	
TOTAL		6	281	46.8	43.3	0	1	55	TOTAL				9	423	47.0	41.7	0	4	54	
		NO	YDS	AVG	FC	LG	TD					NO	YDS	AVG	FC	LG	TD			
PUNT RETURNS		3	32	10.7	3	28	0	PUNT RETURNS				3	21	7.0	1	16	0			
D. Amendola		3	32	10.7	3	28	0	J. Norwood				3	21	7.0	1	16	0			
J. Edelman		1	16	16.0	0	16	0	[DOWNED]				1	0	0.0	0	—	0			
[DOWNED]		1	0	0.0	0	—	0	[OUT OF BOUNDS]				1	0	0.0	0	—	0			
[OUT OF BOUNDS]		3	0	0.0	0	—	0													
RETURNS		4	48	12.0	3	28	0	RETURNS				3	21	7.0	1	16	0			
		NO	YDS	AVG	FC	LG	TD					NO	YDS	AVG	FC	LG	TD			
KICKOFF RETURNS		1	19	19.0	0	19	0	KICKOFF RETURNS				1	3	3.0	0	3	0			
K. Martin		1	19	19.0	0	19	0	S. Keo												

FINAL TEAM STATISTICS									
	PATRIOTS		BRONCOS			PATRIOTS		BRONCOS	
TOTAL FIRST DOWNS	20	12	FGs - PATs Had Blocked			0-0	0-0		
By Rushing	3	2	Net Punting Average			43.3	41.7		
By Passing	13	9	TOTAL RETURN YARDAGE (Not Including Kickoffs)			48	33		
By Penalty	4	1	No. and Yards Punt Returns			4-48	3-21		
THIRD DOWN EFFICIENCY	2-15-13%	6-17-35%	No. and Yards Kickoff Returns			1-19	1-3		
FOURTH DOWN EFFICIENCY	2-4-50%	0-0-0%	No. and Yards Interception Returns			0-0	2-12		
TOTAL NET YARDS	336	244	PENALTIES Number and Yards			7-53	7-51		
Total Offensive Plays (inc. times thrown passing)	77	65	FUMBLES Number and Lost			1-0	1-1		
Average gain per offensive play	4.4	3.8	TOUCHDOWNS			2	2		
NET YARDS RUSHING	44	99	Rushing			1	0		
Total Rushing Plays	17	30	Passing			1	2		
Average gain per rushing play	2.6	3.3	EXTRA Points Made-Attempts			0-2	2-2		
Tackles for a loss-number and yards	1-1	5-8	Kicking Made-Attempts			1	2		
NET YARDS PASSING	292	145	Passing Made-Attempts			0-0	0-0		
Times thrown - yards lost attempting to pass	4-18	3-31	FIELD GOALS Made-Attempts			2-2	2-2		
Gross yards passing	310	176	RED ZONE EFFICIENCY			2-4-50%	1-2-50%		
PASS ATTEMPTS-COMPLETIONS-HAD INTERCEPTED	56-27-22	32-17-0	GOAL TO GO EFFICIENCY			2-2-100%	0-1-0%		
Avg gain per pass play (inc. # thrown passing)	5.4	4.1	SAFETIES			0	0		
KICKOFFS Number-In End Zone-Touchbacks	4-4-4	5-4-4	FINAL SCORE			18	20		
PUNTS Number and Average	6-46.8	9-47.0	TIME OF POSSESSION			30:12	29:48		
Had Blocked	0	0							

Broncos Defensive Statistics																	
(Press Box Totals)																	
Player	UT	A	TT	S-YDS	I-YDS	PD	FF	FR	Player	UT	A	TT	S-YDS	I-YDS	PD	FF	FR
D. Wolfe	6	0	6	1-2	0-0	1	0	0	D. Stewart	1	2	3	0-0	1-8	1	0	0
C. Harris Jr.	4	2	6	0-0	0-0	1	0	0	M. Jackson	2	0	2	0-0	0-0	0	0	0
T. Ward	1	5	6	0-0	0-0	0	0	0	K. Webster	2	0	2	0-0	0-0	1	0	0
V. Miller	4	1	5	2.5-13	1-4	1	0	0	D. Ware	0	2	2	0.5-3	0-0	0	0	0
A. Talib	4	1	5	0-0	0-0	2	0	0	V. Walker	1	0	1	0-0	0-0	0	0	0
B. Marshall	4	1	5	0-0	0-0	1	1	0	S. Barrett	0	1	1	0-0	0-0	0	0	0
D. Trevathan	4	1	5	0-0	0-0	1	0	0	A. Smith	0	1	1	0-0	0-0	0	0	0
J. Bush	0	5	5	0-0	0-0	1	0	0	TEAM TOTALS	36	22	58	4-18	2-12	10	1	0
S. Keno	3	0	3	0-0	0-0	0	0	0									



Denver 23, Pittsburgh 16

Sunday, Jan. 17, 2016 • 2:40 p.m. MST • Sports Authority Field at Mile High • Denver

WEATHER: Sunny, Gusts to 16 mph, 43°, Wind NW 9 mph • TIME: 3:09 • ATTENDANCE: 76,956

2015 AFC Divisional Playoff Game

In front of a boisterous sellout crowd at Sports Authority Field at Mile High, the No. 1 seeded Denver Broncos clinched their 10th AFC Championship berth—and second in three years—with a 23-16 thriller over the No. 6 seeded Pittsburgh Steelers.

With the win, Gary Kubiak became just the third Broncos head coach to win his postseason debut with the franchise, and owner Pat Bowlen earned his ninth trip to a conference title game, tying him for the fourth-most appearances by a pro football owner.

Kicker Brandon McManus' team-record five field goals and a fourth-quarter defensive takeaway to set up a go-ahead touchdown drive propelled Denver to its 13th overall win of the season.

Denver's offense stalled in the first half, in part due to strong winds across the field and several dropped passes. The Broncos instead relied on the foot of McManus, who connected on field goals from 28, 41 and 51 yards, respectively.

The Steelers, however, used a string of explosive offensive plays to set up a 1-yard touchdown run by running back Fitzgerald Toussaint. They later added a field goal of their own to hold a 10-6 advantage with 10:19 remaining in the second.

McManus' third field goal, a 51-yarder that came in the waning seconds before halftime narrowed the score to 10-9 at the break.

Both McManus and Steelers kicker Chris Boswell each added another field goal in the third, making it a one-point game, 13-12, going into the final quarter.

As Pittsburgh was driving into Broncos territory looking to extend its lead with 10 minutes to play, Denver cornerback Bradley Roby punched the ball out of Toussaint's arms, and linebacker DeMarcus Ware recovered the loose ball at the Denver 35-yard-line. The game's lone turnover would prove to be significant.

The Broncos used the much-needed momentum swing to their advantage, methodically driving downfield with the running back duo of C.J. Anderson and Ronnie Hillman, as well as a big pass up the middle from quarterback Peyton Manning to receiver Bennie Fowler for a 31-yard gain.

Anderson's 1-yard touchdown plunge gave Denver back its lead, and Manning connected with receiver Demaryius Thomas on the two-point conversation to make it a 20-13 game with 3:04 to play.

Denver's defense forced a Pittsburgh turnover on downs when Ware sacked Steelers quarterback Ben Roethlisberger on fourth down. McManus proceeded to connect on his fifth field goal—a 45-yarder—to give Denver a 23-13 lead with 54 seconds left.

Although the Steelers hit a 47-yard field goal with :19 remaining, their inside kick attempt was recovered by Anderson to seal Denver's trip to the conference title game.

OFFICIALS:

Referee — Terry McAulay (77); **Umpire** — Bryan Neale (92); **Head Linesman** — Wayne Mackie (106); **Line Judge** — Tim Podraza (47); **Side Judge** — Scott Edwards (3); **Field Judge** — Rick Patterson (15); **Back Judge** — Dino Paganelli (105); **Replay** — Earnie Frantz.

DENVER BRONCOS

OFFENSE

WR 88 D. Thomas
LT 68 R. Harris
LG 69 E. Mathis
C 61 M. Paradis
RG 65 L. Vasquez
RT 79 M. Schofield
TE 81 O. Daniels
WR 10 E. Sanders
RB 23 R. Hillman
QB 18 P. Manning
WR 11 J. Norwood

DEFENSE

DE 95 D. Wolfe
NT 92 S. Williams
DE 97 M. Jackson
SLB 58 V. Miller
WLB 54 D. Ware
ILB 94 B. Marshall
ILB 59 D. Trevathan
LCB 21 A. Talib
RCB 25 C. Harris Jr.
SS 43 T. Ward
FS 26 D. Stewart

BRONCOS SUBSTITUTIONS: P 4 B. Colquitt, K 8 B. McManus, WR 12 A. Caldwell, WR 14 C. Latimer, WR 16 B. Fowler, S 20 J. Bush, RB 22 C. Anderson, CB 29 B. Roby, S 31 O. Bolden, CB 36 K. Webster, LB 44 A. Brewer, OLB 48 S. Barrett, ILB 51 T. Davis, ILB 52 C. Nelson, OLB 55 L. McCray, OLB 56 S. Ray, C/G 73 M. Garcia, T 76 T. Polumbus, TE 80 V. Davis, TE 85 V. Green, DE 90 A. Smith, DE 96 V. Walker. **DID NOT PLAY:** QB 17 B. Osweiler, C 53 J. Ferentz. **INACTIVE:** QB 13 T. Siemian, QB 33 S. Keo, CB 37 L. Doss, RB 40 J. Thompson, C 67 S. Brenner, G 70 R. Myers, NT 98 D. Kilgo.

PITTSBURGH STEELERS

OFFENSE

WR 10 M. Bryant
LT 78 A. Villanueva
LG 73 R. Foster
C 72 C. Wallace
RG 66 D. DeCastro
RT 77 M. Gilbert
TE 83 H. Miller
TE 89 M. Spaeth
RB 33 F. Toussaint
QB 7 B. Roethlisberger
WR 11 M. Wheaton

DEFENSE

LDE 97 C. Heyward
RCB 25 B. Boykin
RDE 91 S. Tuitt
LOLB 48 B. Dupree
LILB 50 R. Shazier
RILB 94 L. Timmons
ROLB 95 J. Jones
LCB 22 W. Gay
FS 23 M. Mitchell
SS 20 W. Allen
RCB 41 A. Blake

STEELERS SUBSTITUTIONS: P 4 J. Berry, K 9 C. Boswell, WR 14 S. Coates, S 21 R. Golden, S 29 S. Thomas, RB 30 J. Todman, CB 31 R. Cockerell, S 35 R. Ventrone, LB 51 S. Spence, LB 54 L. Fort, LB 55 A. Moats, LB 56 A. Chickillo, LB 57 T. Garvin, LB 60 G. Warren, DT 62 D. McCullers, C/G 64 D. Legursky, C/G 74 C. Hubbard, TE 81 J. James, WR 88 D. Heyward-Bey, DT 90 S. McLendon, LB 92 J. Harrison, DE 93 C. Thomas, LB 98 V. Williams. **DID NOT PLAY:** QB 3 L. Jones. **INACTIVE:** QB 2 M. Vick, CB 24 D. Grant, RB 34 D. Williams, FB 46 W. Johnson, OT 79 W. Stingily, WR 84 A. Brown, DE 96 L. Walton.

		1	2	3	4	OT	TOTAL	FIELD GOALS (made () missed)			
VISITOR	Pittsburgh Steelers	7	3	3	3	0	16	C. Boswell (43) (28) (47)			
HOME	Denver Broncos	6	3	3	11	0	23	B. McManus (28) (41) (51) (41) (45)			
Team	Qtr	Clock Time	PLAY DESCRIPTION (Extra Point) (Drive Info)				SCORE Visitor Home				
BRONCOS	1	11:21	B. McManus 28 yd. Field Goal (5-20, 1:57)				0 3				
BRONCOS	1	3:40	B. McManus 41 yd. Field Goal (4-8, 1:26)				0 6				
STEELERS	1	1:22	F. Toussaint 1 yd. run (C. Boswell kick) (5-80, 2:18)				7 6				
STEELERS	2	10:19	C. Boswell 43 yd. Field Goal (7-60, 3:53)				10 6				
BRONCOS	2	0:00	B. McManus 51 yd. Field Goal (11-62, 3:14)				10 9				
STEELERS	3	9:32	C. Boswell 28 yd. Field Goal (8-69, 2:19)				13 9				
BRONCOS	3	2:45	B. McManus 41 yd. Field Goal (7-30, 3:08)				13 12				
BRONCOS	4	3:00	C. Anderson 1 yd. run (P. Manning-D. Thomas pass) (13-65, 6:52)				13 20				
BRONCOS	4	0:53	B. McManus 45 yd. Field Goal (4-3, 0:56)				13 23				
STEELERS	4	0:19	C. Boswell 47 yd. Field Goal (4-51, 0:34)				16 23				

FINAL INDIVIDUAL STATISTICS															
Pittsburgh Steelers								Denver Broncos							
RUSHING	ATT	YDS	AVG	LG	TD			RUSHING	ATT	YDS	AVG	LG	TD		
M. Bryant	2	40	20.0	40	0			C. Anderson	15	72	4.8	34	1		
F. Toussaint	12	39	3.3	15	1			R. Hillman	16	38	2.4	9	0		
J. Todman	5	6	1.2	5	0			P. Manning	2	-1	-0.5	0	0		
TOTAL	19	85	4.5	40	1			TOTAL	33	109	3.3	34	1		

PASSING			ATT	CMP	YDS	TKD/ YD TD LG IN			Rtg.	PASSING			ATT	CMP	YDS	TKD/ YD TD LG IN			Rtg.		
B. Roethlisberger			37	24	339	3/28	0	58	0	94.3	P. Manning			37	21	222	1/7	0	34	0	74.4
TOTAL			37	24	339	3/28	0	58	0	94.3	TOTAL			37	21	222	1/7	0	34	0	74.4
PASS RECEIVING					NO	YDS	AVG	LG	TD	PASS RECEIVING					NO	YDS	AVG	LG	TD		
M. Bryant					9	154	17.1	52	0	E. Sanders					5	85	17.0	34	0		
M. Wheaton					5	30	6.0	13	0	D. Thomas					4	40	10.0	15	0		
F. Toussaint					3	2	0.7	2	0	B. Fowler					2	35	17.5	31	0		
D. Heyward-Bey					2	64	6.0	58	0	C. Latimer					2	18	9.0	12	0		
S. Coates					2	61	30.5	37	0	V. Green					2	14	7.0	11	0		
J. James					1	22	22.0	22	0	C. Anderson					2	11	5.5	7	0		
H. Miller					1	5	5.0	5	0	O. Daniels					2	10	5.0	6	0		
M. Spaeth					1	1	1.0	1	0	J. Norwood					1	10	10.0	10	0		
										A. Caldwell					1	-1	-1.0	-1	0		
TOTAL					24	339	14.1	58	0	TOTAL					21	222	10.6	34	0		

INTERCEPTIONS									INTERCEPTIONS												
TOTAL	NO		YDS	AVG		LG	TD		TOTAL	NO		YDS	AVG		LG	TD					
	0	0	0	0.0		—	0			0	0	0	0.0		—	0					
PUNTING	NO	YDS	AVG	NET	TB	IN20	LG		PUNTING	NO	YDS	AVG	NET	TB	IN20	LG					
J. Berry	6	238	39.7	29.3	1	1	52		B. Colquitt	6	282	47.0	40.3	1	3	57					
TOTAL	6	238	39.7	29.3	1	1	52		TOTAL	6	282	47.0	40.3	1	3	57					
PUNT RETURNS								PUNT RETURNS													
	NO	YDS	AVG	FC	LG	TD			NO	YDS	AVG	FC	LG	TD							
M. Wheaton	4	20	5.0	0	12	0		O. Bolden	1	42	42.0	0	42	0							
[DOWNED]	1	0	0.0	0	—	0		J. Norwood	0	0	0.0	1	—	0							
[TOUCHBACK]	1	0	0.0	0	—	0		[OUT OF BOUNDS]	3	0	0.0	0	—	0							
								[TOUCHBACK]	1	0	0.0	0	—	0							
RETURNS	4	20	5.0	0	12	0		RETURNS	1	42	42.0	1	42	0							
KICKOFF RETURNS								KICKOFF RETURNS													
	NO	YDS	AVG	FC	LG	TD			NO	YDS	AVG	FC	LG	TD							
[TOUCHBACK]	6	0	0.0	0	—	0		[TOUCHBACK]	0	0	0.0	0	—	0							
RETURNS	6	0	0.0	0	—	0		RETURNS	0	0	0.0	0	—	0							
Pittsburgh Steelers										Denver Broncos											
FUMBLES	Fum	Lost	Rec.	Yds	TD	FF	Rec.	Yds	TD	Bnds	FUMBLES	Fum	Lost	Rec.	Yds	TD	FF	Rec.	Yds	TD	Bnds
F. Toussaint	1	1	0	0	0	0	0	0	0	0	P. Manning	1	0	1	-1	0	0	0	0	0	0
M. Wheaton	1	0	0	0	0	0	0	0	0	1	B. Roby	0	0	0	0	0	1	0	0	0	0
											D. Ware	0	0	0	0	0	0	1	0	0	0
TOTAL	2	1	0	0	0	0	0	0	0	1	TOTAL	1	0	1	-1	0	1	1	0	0	0

FINAL TEAM STATISTICS											
	STEELERS		BRONCOS			STEELERS		BRONCOS			
TOTAL FIRST DOWNS	16	19	FGs - PATs Had Blocked	0-0	0-0						
By Rushing	4	6	Net Punting Average	29.3	40.3						
By Passing	10	12	TOTAL RETURN YARDAGE (Not Including Kickoffs)	20	42						
By Penalty	2	1	No. and Yards Punt Returns	4-20	1-42						
THIRD DOWN EFFICIENCY	2-12-17%	3-15-20%	No. and Yards Kickoff Returns	0-0	0-0						
FOURTH DOWN EFFICIENCY	0-2-0%	0-1-0%	No. and Yards Interception Returns	0-0	0-0						
TOTAL NET YARDS	396	324	PENALTIES Number and Yards	5-38	4-49						
Total Offensive Plays (inc. times thrown passing)	59	71	FUMBLES Number and Lost	2-1	1-0						
Average gain per offensive play	6.7	4.6	TOUCHDOWNS	1	1						
NET YARDS RUSHING	85	109	Rushing	1	1						
Total Rushing Plays	19	33	Passing	0	0						
Average gain per rushing play	4.5	3.3	EXTRA POINTS Made-Attempts	1-1	1-1						
Tackles for a loss-number and yards	3-7	5-8	Kicking Made-Attempts	1-1	0-0						
NET YARDS PASSING	311	215	Passing Made-Attempts	0-0	1-1						
Times thrown - yards lost attempting to pass	3-28	1-7	FIELD GOALS Made-Attempts	3-3	5-5						
Gross yards passing	339	222	RED ZONE EFFICIENCY	1-3-33%	1-2-50%						
PASS ATTEMPTS-COMPLETIONS-HAD INTERCEPTED	37-24-0	37-21-0	GOAL TO GO EFFICIENCY	1-1-100%	1-1-100%						
Avg gain per pass play (inc.# thrown passing)	7.8	5.7	SAFETIES	0	0						
KICKOFFS Number-In End Zone-Touchbacks	5-4-4	6-6-6	FINAL SCORE	16	23						
PUNTS Number and Average	6-39.7	6-47.0	TIME OF POSSESSION	28:27	31:33						
Had Blocked	0	0									

BRONCOS DEFENSIVE STATISTICS																	
(Press Box Totals)																	
PLAYER	UT	A	TT	S-YDS	I-YDS	PD	FF	FR	PLAYER	UT	A	TT	S-YDS	I-YDS	PD	FF	FR
D. Trevathan	8	1	9	0-0	0-0	0	0	0	D. Ware	2	1	3	1-13	0-0	0	0	1
A. Talib	4	0	4	0-0	0-0	2	0	0	A. Smith	2	0	2	1-7	0-0	0	0	0
C. Harris Jr.	4	0	4	0-0	0-0	1	0	0	V. Miller	2	0	2	0-0	0-0	0	0	0
T. Ward	4	0	4	0-0	0-0	0	0	0	M. Jackson	1	1	2	0-0	0-0	0	0	0
B. Marshall	3	1	4	0-0	0-0	1	0	0	V. Walker	1	1	2	0-0	0-0	0	0	0
D. Stewart	3	1	4	0-0	0-0	0	0	0	S. Barrett	0	1	1	0-0	0-0	0	0	0
D. Wolfe	1	3	4	1-8	0-0	0	0	0	J. Bush	0	0	0	0-0	0-0	1	0	0
B. Roby	3	0	3	0-0	0-0	0	1	0	TEAM TOTALS	38	10	48	3-28	0-0	5	1	1



Indianapolis 24, Denver 13

Sunday, Jan. 11, 2015 • 2:40 p.m. MST • Sports Authority Field at Mile High • Denver

WEATHER: Cloudy, 40°, Wind N 7 mph • TIME: 3:08 • ATTENDANCE: 76,867

2014 AFC Divisional Playoff Game

The Denver Broncos' 2014 campaign ended with a 24-13 loss to the Indianapolis Colts in an AFC Divisional Playoff Game in front of 76,867 fans at Sports Authority Field at Mile High in Denver.

The Broncos jumped out to an early 7-0 lead when quarterback Peyton Manning hit wide receiver Demaryius Thomas on a one-yard touchdown pass. The score was set up by a 32-yard completion from Manning to tight end Julius Thomas, who was pushed out of bounds at the one-yard line.

The Colts tied the game 7-7 when running back Daniel Herron took a third-and-1 carry from the 6-yard line into the end zone.

On the ensuing possession, Denver drove to midfield before Indianapolis linebacker Jonathan Newsome sacked Manning, who fumbled as he was attempting to pass. Linebacker Jerrell Freeman recovered, and Indianapolis took over at the Denver 41-yard line.

From there, Colts quarterback Andrew Luck completed three consecutive passes, including a 22-yard pass to wide receiver Donte Moncrief to move the Colts inside the red zone. After a defensive holding penalty on third down gave Indianapolis a new set of downs at the Denver 3-yard line, Luck found tight end Dwayne Allen for a three-yard touchdown toss to claim a 14-7 advantage.

Late in the first half, rookie cornerback Bradley Roby intercepted Luck's pass to give Denver the ball at its own 49-yard line. Manning and wide receiver Emmanuel Sanders connected on a 17-yard pass to help set up a 45-yard field goal from kicker Connor Barth, who cut Indianapolis' lead to 14-10 before the half.

After Denver opened the second half with a three-and-out, the Colts conducted an 11-play, 72-yard drive that ended when Luck threw a 15-yard touchdown pass to wide receiver Hakeem Nicks to give Indianapolis a 21-10 lead.

Broncos safety Rahim Moore posted Denver's second interception of the day late in the third quarter, allowing Denver to pull within eight points after a 14-play, 53-yard scoring drive capped by a Barth field goal.

Indianapolis answered with a 30-yard field goal off the foot of kicker Adam Vinatieri with 4:06 remaining to extend its lead to multiple possessions once again.

Denver's chances to cut into Indianapolis' lead dwindled after a completion from Manning to Anderson on fourth-and-8 with three minutes remaining went for only seven yards. The Broncos challenged the spot of the ball, but the ruling was upheld.

Indianapolis took a minute off the clock and forced Denver to take its remaining two timeouts to effectively seal the game.

OFFICIALS:

Referee — Bill Leavy (127); **Umpire** — Ruben Fowler (71); **Head Linesman** — Jim Mello (48); **Line Judge** — Julian Mapp (10); **Side Judge** — James Coleman (95); **Field Judge** — Steve Zimmer (33); **Back Judge** — Steve Freeman (133); **Replay** — Larry Memmers.

DENVER BRONCOS

OFFENSE

WR 88 D. Thomas
TE 75 C. Clark
LT 78 R. Clady
LG 74 O. Franklin
C 64 W. Montgomery
RG 66 M. Ramirez
RT 65 L. Vasquez
TE 85 V. Green
WR 10 E. Sanders
QB 18 P. Manning
RB 22 C. Anderson

DEFENSE

LDE 95 D. Wolfe
DT 97 M. Jackson
NT 98 T. Knighton
RDE 94 D. Ware
SLB 58 V. Miller
MLB 53 S. Johnson
WLB 54 B. Marshall
LCB 21 A. Talib
RCB 25 C. Harris Jr.
SS 43 T. Ward
FS 26 R. Moore

BRONCOS SUBSTITUTIONS: K 1 C.Barth, P 4 B.Colquhitt, K 8 B.McManus, WR 12 A.Caldwell, S 20 J.Bush, RB 23 R.Hillman, RB 27 J.Stewart, CB 29 B.Roby, S 30 D.Bruton, CB 31 O.Bolden, CB 36 K.Webster, LS 46 A.Brewer, LB 51 T.Davis, LB 52 C.Nelson, LB 55 L.McGray, LB 57 L.Barrow, G 63 B.Garland, DT 76 M.Austin, TE 80 J.Thomas, WR 83 W.Welker, TE 84 J.Tamm, DT 92 S.Williams. **DID NOT PLAY:** QB 17 B.Osweller, LB 50 S.Barrett, **INACTIVE:** WR 14 C.Latimer, CB 32 T.Carter, RB 40 J.Thompson, T 71 P.Cornick, T 79 M.Schofield, TE 86 D.Jones, DT 96 M.Unrein.

INDIANAPOLIS COLTS

OFFENSE

WR 87 R. Wayne
LT 74 A. Castonzo
LG 75 J. Mewhort
C 62 K. Holmes
RG 60 L. Louis
RT 76 J. Reitz
WR 10 D. Moncrief
WR 13 T. Hilton
QB 12 A. Luck
TE 80 C. Fleener
RB 36 D. Herron

DEFENSE

DE 90 C. Redding
NT 96 J. Chapman
DT 97 A. Jones
SLB 93 E. Walden
MIKE 52 D. Jackson
WILL 50 J. Freeman
RUSH 92 B. Werner
LCB 28 G. Toler
SS 29 M. Adams
FS 30 L. Landry
RCB 21 V. Davis

COLTS SUBSTITUTIONS: P 1 P.McAfee, K 4 A.Vinatieri, WR 14 H.Nicks, RS 16 J.Cribbs, CB 20 D.Butler, RB 23 M.Hill, CB 27 J.Gordy, S 31 D.McDonald, S 32 C.Anderson, RB 37 Z.Tipton, S 38 S.Brown, LS 45 M.Overton, ILB 54 A.Jackson, OLB 55 S.Phillips, ILB 57 J.McNary, OLB 58 A.Studebaker, C 63 A.Shipley, G 65 D.Arkin, TE 83 D.Allen, TE 84 J.Doyle, OLB 91 J.Newsome, DT 95 M.Hughes, DT 99 R.Jean Francois. **DID NOT PLAY:** QB 8 M.Hasselbeck. **INACTIVE:** CB 25 J.Brown, RB 34 T.Richardson, CB 40 S.Price, ILB 51 H.Muamba, T 71 X.Nixon, C 72 J.Harrison, NT 94 Z.Kerr.

		1	2	3	4	OT	TOTAL	FIELD GOALS (made () & missed)	
VISITOR	Indianapolis Colts	0	14	7	3	0	24	A. Vinatieri	44WR (30)
HOME	Denver Broncos	7	3	0	3	0	13	C. Barth	(45) (41)

Team	Qtr	Clock Time	PLAY DESCRIPTION (Extra Point) (Drive Info)	SCORE	Visitor	Home
BRONCOS	1	10:00	D. Thomas 1 yd. pass from P. Manning (C. Barth kick) (7-68, 3:37)	0	7	
COLTS	2	14:14	D. Herron 6 yd. run (A. Vinatieri kick) (9-73, 5:05)	7	7	
COLTS	2	7:23	D. Allen 3 yd. pass from A. Luck (A. Vinatieri kick) (8-41, 3:41)	14	7	
BRONCOS	2	0:02	C. Barth 45 yd. Field Goal (7-25, 1:26)	14	10	
COLTS	3	8:21	H. Nicks 15 yd. pass from A. Luck (A. Vinatieri kick) (11-72, 5:16)	21	10	
BRONCOS	4	13:50	C. Barth 41 yd. Field Goal (14-53, 6:23)	21	13	
COLTS	4	4:06	A. Vinatieri 30 yd. Field Goal (13-54, 8:14)	24	13	

Denver Broncos

BRONCOS DEFENSIVE STATISTICS

(based on coaches' film review)

489



Seattle 43, Denver 8

Sunday, Feb. 2, 2014 • 6:32 p.m. EST • MetLife Stadium • East Rutherford, N.J.

WEATHER: Partly Cloudy, 49°, Wind WNW 4 mph • TIME: 3:23 • ATTENDANCE: 82,529

Super Bowl XLVIII

The Seattle Seahawks won their first World Championship with a 43-8 victory over the Denver Broncos in Super Bowl XLVIII in front of 82,529 fans at MetLife Stadium in East Rutherford, N.J.

Seattle produced one of the strongest all-around team performances in Super Bowl history, recording a touchdown in each phase of the game (offense, defense and special teams).

The Broncos started with the ball but a miscommunication on the first play of the game resulted in a botched snap and a safety for the Seahawks just 12 seconds into the contest.

Seattle fed off the early momentum and scored on each of its first three offensive possessions to jump out to a 15-0 lead early in the second quarter.

Defense also was key for the Seahawks in the first two frames as Seattle forced three turnovers, one punt and a turnover on downs on the Broncos' first five offensive series.

Seattle's first half dominance was capped by linebacker and Super Bowl MVP Malcolm Smith (9 TKLS., 1 INT, 1 PD, 1 FR), who intercepted quarterback Peyton Manning and returned the ball 69 yards for a touchdown to give the Seahawks a 22-0 lead entering halftime.

Any chance of a Denver comeback was quelled when Seattle wide receiver Percy Harvin took the opening second half kickoff 87 yards for a touchdown and an insurmountable 29-0 lead.

Denver and Seattle traded punts on the next two series before Seahawks cornerback Byron Maxwell forced Seattle's fourth turnover of the game—a fumble by wide receiver Demaryius Thomas.

Six plays later, quarterback Russell Wilson (18-of-25 passing for 206 yds., 2 TD, 0 INT) completed a 23-yard touchdown pass to wide receiver Jermaine Kearse to extend Seattle's advantage to 36-0.

The Broncos would record their first scoring drive of the game in the fourth quarter as Manning (34-of-49 passing for 280 yds., 1 TD, 2 INTs) completed 6-of-6 passes for 70 yards and a 14-yard touchdown pass to Thomas (13 rec. for 118 yds., 1 TD).

Manning's 34 pass completions and Thomas' 13 receptions each set Super Bowl records.

Wilson threw his second touchdown of the game in the fourth quarter and Seattle's defense would hold the Broncos scoreless the rest of the way to preserve their 43-8 victory.

OFFICIALS

Referee — Terry McAlay (77); **Umpire** — Carl Paganelli (124); **Head Linesman** — Jim Mello (48); **Line Judge** — Thomas Symonette (100); **Side Judge** — David Wyant (16); **Field Judge** — Scott Stenson (88); **Back Judge** — Steve Freeman (133); **Replay** — Earnie Frantz.

DENVER BRONCOS

OFFENSE

WR 88 D. Thomas
LT 75 C. Clark
LG 68 Z. Beadles
C 66 M. Ramirez
RG 65 L. Vasquez
RT 74 O. Franklin
TE 80 J. Thomas
WR 87 E. Decker
WR 83 W. Welker
QB 18 P. Manning
RB 27 K. Moreno

DEFENSE

LDE 97 M. Jackson
DT 92 S. Williams
NT 94 T. Knighton
RDE 90 S. Phillips
SLB 56 N. Irving
MLB 51 P. Lenon
WLB 59 D. Trevathan
LCB 24 C. Bailey
RCB 45 D. Rodgers-Cromartie
SS 33 D. Ihenacho
FS 20 M. Adams

BRONCOS SUBSTITUTIONS: P 4 B.Colquitt, K 5 M.Prater, WR 11 T.Holliday, WR 12 A.Caldwell, RB 22 C.Anderson, RB 28 M.Ball, S 30 D.Bruton, S 31 O.Bolden, CB 32 T.Carter, CB 34 M.Cole, CB 36 K.Webster, LS 46 A.Brewer, LB 52 W.Woodyard, LB 53 S.Johnson, LB 54 B.Marshall, DE 57 J.Mincey, C 60 S.Vallos, TE 84 J.Tamme, TE 85 V.Green, DE 91 R.Ayers, DT 96 M.Unrein. **INACTIVE:** QB 2 D.Dyert, RB 21 R.Hillman, CB 23 Q.Jammer, T 70 V.Painter, G 73 C.Kuper, TE 81 J.Dreessen, DT 98 S.Fua.

SEATTLE SEAHAWKS

OFFENSE

WR 89 D. Baldwin
LT 76 R. Okung
LG 77 J. Carpenter
C 60 M. Unger
RG 64 J. Sweezy
RT 68 B. Giacomini
T 78 A. Bailey
TE 86 Z. Miller
WR 81 G. Tate
QB 3 R. Wilson
RB 24 M. Lynch

DEFENSE

LDE 56 C. Avril
LDT 72 M. Bennett
RDT 69 C. McDonald
RDE 91 C. Clemons
OLB 50 K. Wright
MLB 54 B. Wagner
LCB 28 W. Thurmond
RCB 41 B. Maxwell
SS 31 K. Chancellor
FS 29 E. Thomas

SEAHAWKS SUBSTITUTIONS: K 4 S.Hauschka, QB 7 T.Jackson, P 9 J.Ryan, WR 11 P.Harvin, WR 15 J.Kearse, CB 20 J.Lane, RB 22 R.Turbin, FB 26 M.Robinson, CB 35 D.Shead, FB 40 D.Coleman, FS 42 C.Maragos, LS 49 C.Gresham, LB 51 B.Irvin, LB 53 M.Smith, LB 55 H.Farwell, LB 57 M.Morgan, C 61 L.Jeanpierre, G 67 P.McQuistan, DE 79 R.Bryant, TE 82 L.Wilson, WR 83 R.Lockette, DT 92 B.Mebane, DE 93 O.Schofield, DT 99 T.McDaniel. **INACTIVE:** WR 19 B.Walters, RB 33 C.Michael, T 73 M.Bowie, T 74 C.Hauptmann, TE 87 K.Davis, DE 95 B.Mayowa, DT 97 J.Hill.

		1	2	3	4	OT	TOTAL
VISITOR	Seattle Seahawks	8	14	14	7	0	43
HOME	Denver Broncos	0	0	8	0	0	8

FIELD GOALS (made () & missed)

S. Hauschka (31) (33)

Team	Qtr	Clock Time	PLAY DESCRIPTION (Extra Point) (Drive Info)	SCORE	
				Visitor	Home
SEAHAWKS	1	14:48	K. Moreno tackled in end zone by C. Avril for a Safety	2	0
SEAHAWKS	1	10:21	S. Hauschka 31 yd. Field Goal (9-51, 4:27)	5	0
SEAHAWKS	1	2:16	S. Hauschka 33 yd. Field Goal (13-58, 6:15)	8	0
SEAHAWKS	2	12:00	M. Lynch 1 yd. run (S. Hauschka kick) (7-37, 3:59)	15	0
SEAHAWKS	2	3:21	M. Smith 69 yd. interception return (S. Hauschka kick)	22	0
SEAHAWKS	3	14:48	P. Harvin 87 yd. kickoff return (S. Hauschka kick) (0-0, 0:12)	29	0
SEAHAWKS	3	2:58	J. Kearse 23 yd. pass from R. Wilson (S. Hauschka kick) (6-58, 2:57)	36	0
BRONCOS	3	0:00	D. Thomas 14 yd. pass from P. Manning (P. Manning-W. Welker pass) (6-80, 2:58)	36	8
SEAHAWKS	4	11:45	D. Baldwin 10 yd. pass from R. Wilson (S. Hauschka kick) (5-48, 3:15)	43	8

Final Individual Statistics																					
Seattle Seahawks										Denver Broncos											
Rushing		Att	Yds	AVG	LG	TD	Rushing		Att	Yds	AVG	LG	TD								
P. Harvin		2	45	22.5	30	0	K. Moreno		5	17	3.4	9	0								
M. Lynch		15	39	2.6	18	1	C. Anderson		2	9	4.5	6	0								
R. Wilson		3	26	8.7	16	0	M. Ball		6	1	0.2	3	0								
R. Turbin		9	25	2.8	6	0	P. Manning		1	0	0.0	0	0								
TOTAL		29	135	4.7	30	1	TOTAL		14	27	1.9	9	0								
Passing		Att	Cmp	Yds	TD/KY	YD	TD	LG	IN	Rtg.	Passing		Att	Cmp	Yds	TD/KY	YD	TD	LG	IN	Rtg.
R. Wilson		25	18	206	0/0	2	37	0	0	123.1	P. Manning		49	34	280	1/1	1	23	2	73.5	
T. Jackson		1	0	0	0/0	0	0	0	0	39.6	TOTAL		49	34	280	1/1	1	23	2	73.5	
TOTAL		26	18	206	0/0	2	37	0	0	118.4	TOTAL		49	34	280	1/1	1	23	2	73.5	
Pass Receiving		No	Yds	AVG	LG	TD	Pass Receiving		No	Yds	AVG	LG	TD								
D. Baldwin		5	66	13.2	37	1	D. Thomas		13	118	9.1	23	1								
J. Kearse		4	65	16.3	24	1	W. Welker		8	84	10.5	22	0								
G. Tate		3	17	5.7	9	0	J. Thomas		4	27	6.8	11	0								
L. Willson		2	17	8.5	12	0	K. Moreno		3	20	6.7	7	0								
R. Lockette		1	19	19.0	19	0	J. Tammie		2	9	4.5	11	0								
Z. Miller		1	10	10.0	10	0	M. Ball		2	2	1.0	1	0								
M. Robinson		1	7	7.0	7	0	C. Anderson		1	14	14.0	14	0								
P. Harvin		1	5	5.0	5	0	E. Decker		1	6	6.0	6	0								
TOTAL		18	206	11.4	37	2	TOTAL		34	280	8.2	23	1								
Interceptions		No	Yds	AVG	LG	TD	Interceptions		No	Yds	AVG	LG	TD								
M. Smith		1	69	69.0	69	1	TOTAL		0	0	0.0	—	0								
K. Chancellor		1	2	2.0	2	0	TOTAL		0	0	0.0	—	0								
TOTAL		2	71	35.5	69	1	TOTAL		0	0	0.0	—	0								
Punting		No	Yds	AVG	NET	TB	IN20	LG	Punting		No	Yds	AVG	NET	TB	IN20	LG				
J. Ryan		1	45	45.0	36.0	0	0	45	B. Colquitt		2	60	30.0	30.0	0	1	31				
TOTAL		1	45	45.0	36.0	0	0	45	TOTAL		2	60	30.0	30.0	0	1	31				
Punt Returns		No	Yds	AVG	FC	LG	TD	Punt Returns		No	Yds	AVG	FC	LG	TD						
G. Tate		0	0	0.0	2	0	0	E. Decker		1	9	9.0	0	9	0						
RETURNS		0	0	0.0	2	—	0	RETURNS		1	9	9.0	0	9	0						
Kickoff Returns		No	Yds	AVG	FC	LG	TD	Kickoff Returns		No	Yds	AVG	FC	LG	TD						
P. Harvin		1	87	87.0	0	87	1	T. Holliday		5	105	21.0	0	32	0						
G. Tate		1	20	20.0	0	20	0	[TOUCHBACK]		3	0	0.0	0	0	0						
RETURNS		2	107	53.5	0	87	1	RETURNS		5	105	21.0	0	32	0						
Baltimore Ravens										Denver Broncos											
FUMBLES	Fum	Lost	Own Rec.	Yds	TD	FF	Opp. Rec.	Yds	TD	Bnds	FUMBLES	Fum	Lost	Own Rec.	Yds	TD	FF	Opp. Rec.	Yds	TD	Bnds
C. Clemons	0	0	0	0	0	2	0	0	0	0	K. Moreno	1	0	1	0	0	0	0	0	0	0
B. Maxwell	0	0	0	0	0	1	0	0	0	0	P. Manning	1	1	0	0	0	0	0	0	0	0
C. McDonald	0	0	0	0	0	0	1	0	0	0	D. Thomas	1	1</								

FINAL TEAM STATISTICS									
	SEAHAWKS		BRONCOS			SEAHAWKS		BRONCOS	
TOTAL FIRST DOWNS	17	18	FGs - PATs Had Blocked		0-0	0-0			
By Rushing	6	2	NET Punting Average		36.0	30.0			
By Passing	10	13	TOTAL RETURN YARDAGE (Not Including Kickoffs)		71	9			
By Penalty	1	3	No. and Yards Punt Returns		0-0	1-9			
THIRD DOWN EFFICIENCY	7-12-58%	6-13-46%	No. and Yards Kickoff Returns		2-107	5-105			
FOURTH DOWN EFFICIENCY	0-2-0%	0-3-0%	No. and Yards Interception Returns		0-71	0-0			
TOTAL NET YARDS	341	306	PENALTIES Number and Yards		10-104	5-44			
Total Offensive Plays (inc. times thrown passing)	55	64	FUMBLES Number and Lost		0-0	4-2			
Average gain per offensive play	6.2	4.8	TOUCHDOWNS		5	1			
NET YARDS RUSHING	135	27	Rushing		0	0			
Total Rushing Plays	29	14	Passing		2	1			
Average gain per rushing play	4.7	1.9	Interceptions		1	0			
Tackles for a loss-number and yards	3-3	3-7	Kickoff Returns		1	0			
NET YARDS PASSING	206	279	EXTRA POINTS Made-Attempts		5-5	1-1			
Times thrown - yards lost attempting to pass	0-0	1-1	Kicking Made-Attempts		5-5	0-0			
Gross yards passing	206	280	Rushing Made-Attempts		0	1			
PASS ATTEMPTS-COMPLETIONS-HAD INTERCEPTED	26-18-0	49-34-2	FIELD GOALS Made-Attempts		2-2	0-0			
And gain per pass play (inc # thrown passing)	7.9	5.6	RED ZONE EFFICIENCY		2-4-50%	1-2-50%			
KICKOFFS Number-In End Zone-Touchbacks	8-6-3	3-0-0	GOALS TO GO EFFICIENCY		2-3-67%	0-0-0%			
PUNTS Number and Average	1-45-0	2-30-0	SAFETIES		1	0			
Had Blocked	0	0	FINAL SCORE		43	8			
			TIME OF POSSESSION		31:53	28:07			

BRONCOS DEFENSIVE STATISTICS																	
(based on coaches' film review)																	
PLAYER	UT	A	TT	S-YDS	I-YDS	PD	FF	FR	PLAYER	UT	A	TT	S-YDS	I-YDS	PD	FF	FR
D. Trevathan	7	5	12	0-0	0-0	0	0	0	W. Woodyard	1	2	3	0-0	0-0	0	0	0
D. Ihenacho	5	4	9	0-0	0-0	0	0	0	S. Williams	2	0	2	0-0	0-0	0	0	0
M. Adams	6	0	6	0-0	0-0	0	0	0	P. Lenon	2	0	2	0-0	0-0	0	0	0
M. Jackson	4	1	5	0-0	0-1	1	0	0	M. Unrein	1	1	2	0-0	0-0	0	0	0
T. Knighton	4	1	5	0-0	0-0	0	0	0	D. Rodgers-Cromartie	1	0	1	0-0	0-0	0	0	0
C. Bailey	4	0	4	0-0	0-0	0	0	0	T. Carter	1	0	1	0-0	0-0	0	0	0
S. Phillips	1	3	4	0-0	0-0	0	0	0	R. Ayers	1	0	1	0-0	0-0	0	0	0
J. Mincey	0	4	4	0-0	0-0	1	0	0	TEAM TOTALS	43	21	64	0-0	0-0	2	0	0
N. Irving	3	0	3	0-0	0-0	1	0	0									
J. Mincey	2	0	2	1-8	0-0	0	0	0									



Denver 26, New England 16

Sunday, Jan. 19, 2014 • 1:06 p.m. MST • Sports Authority Field at Mile High • Denver

WEATHER: Sunny, 63°, Wind W 9 mph • TIME: 2:57 • ATTENDANCE: 77,110

2013 AFC Championship Game

The Denver Broncos won their seventh AFC Championship with a 26-16 victory over the New England Patriots to position themselves for a matchup with the Seattle Seahawks in Super Bowl XLVIII in New York-New Jersey.

Denver was led early by a dominant defensive effort as the Patriots offense was forced to punt on each of their first three possessions of the game.

The Broncos put the first points on the board as kicker Matt Prater connected on a 27-yard field goal in the first quarter.

On Denver's first series of the second frame, the offense manufactured a 15-play, 93-yard scoring drive by relying on the running game. Running backs Knowshon Moreno and Montee Ball combined for 58 yards on eight carries (7.25 avg.). The drive concluded with a 1-yard touchdown reception by tight end Jacob Tamme.

New England scored their first points of the game when kicker Stephen Gostkowski made a 47-yard attempt with 2:54 left in the second quarter.

Denver was able to add a late second quarter field goal and enter halftime with a 13-3 lead.

Quarterback Peyton Manning (32-of-43 passing for 400 yds., 2 TDs, 0 INT) led the Broncos on a 13-play, 80-yard scoring drive to open the second half. Manning completed 6-of-7 passes on the series for 53 yards, which concluded with a 3-yard touchdown reception by wide receiver Demaryius Thomas (7 rec. for 134 yds., 1 TD).

Prater made his third field goal of the game early in the fourth quarter to increase the Broncos' lead to 23-3.

On the ensuing series, Patriots quarterback Tom Brady (24-of-38 passing for 277 yds., 1 TD, 0 INT) led New England's offense on a 9-play drive in which he completed 6-of-9 passes for 80 yards and a 7-yard touchdown pass to wide receiver Julian Edelman (10 rec. for 89 yds., 1 TD).

After Prater became the first Broncos' kicker in team history to make four field goals in a playoff game, Brady again led the Patriots on a scoring series. New England executed another 80-yard touchdown drive that resulted in a 5-yard run by Brady to cut the deficit to 26-16 with 3:06 left in the game. The Patriots would fail to convert on a two-point conversion attempt.

Gostkowski attempted a squib kick and wide receiver Eric Decker caught the ball to give Denver possession.

Denver would convert two first downs to drain the clock and preserve the 26-16 win over the Patriots to send the Broncos to their seventh Super Bowl.

OFFICIALS

Referee — Tony Corrente (99); **Umpire** — Paul King (121); **Head Linesman** — Kent Payne (79); **Line Judge** — John Hussey (35); **Side Judge** — Tom Hill (97); **Field Judge** — Craig Wrostad (4); **Back Judge** — Greg Wilson (119); **Replay** — Carl Madsen.

DENVER BRONCOS

OFFENSE

WR 88 D. Thomas
LT 75 C. Clark
LG 68 Z. Beadles
C 66 M. Ramirez
RG 65 L. Vasquez
RT 74 O. Franklin
TE 80 J. Thomas
WR 87 E. Decker
WR 83 W. Welker
QB 18 P. Manning
RB 27 K. Moreno

DEFENSE

LDE 97 M. Jackson
DT 92 S. Williams
NT 94 T. Knighton
RDE 90 S. Phillips
SLE 56 N. Irving
MLB 51 P. Lenon
WLB 59 D. Trevathan
LCB 24 C. Bailey
RCB 45 D. Rodgers-Cromartie
SS 33 D. Ihenacho
FS 20 M. Adams

BRONCOS SUBSTITUTIONS: P 4 B.Colquitt, K 5 M.Prater, WR 11 T.Holliday, WR 12 A.Caldwell, CB 23 Q.Jammer, RB 28 M.Ball, S 29 M.Huff, S 30 D.Barton, S 31 O.Bolden, CB 32 T.Carter, CB 36 K.Webster, LS 46 A.Brewer, LB 52 W.Woodyard, LB 53 S.Johnson, LB 54 B.Marshall, DE 57 J.Mincey, C 60 S.Vallos, T 77 W.Justice, TE 84 J.Tamme, TE 85 V.Green, DE 91 R.Ayers, DT 96 M.Unrein.
DID NOT PLAY: QB 17 B.Osweller, RB 22 C.Anderson. **INACTIVE:** QB 2 Z.Dysert, RB 21 R.Hillman, CB 34 M.Cole, T 70 V.Painter, G 73 C.Kuper, TE 81 J.Dressen, DT 98 S.Fua.

NEW ENGLAND PATRIOTS

OFFENSE

WR 80 D. Amendola
LT 77 N. Solder
LG 70 L. Mankins
C 62 R. Wendell
RG 63 D. Connolly
RT 61 M. Cannon
TE 47 M. Hoomanawanui
WR 11 J. Edelman
QB 12 T. Brady
RB 46 J. Develin
RB 34 S. Vereen

DEFENSE

LE 50 R. Ninkovich
DT 71 S. Siliga
DT 94 Chr. Jones
RE 95 Cha. Jones
LB 91 J. Collins
CB 25 K. Arrington
LB 54 D. Hightower
LCB 31 A. Talib
RCB 37 A. Dennard
S 28 S. Gregory
S 32 D. McCourty

PATRIOTS SUBSTITUTIONS: K 3 S.Gostkowski, P 6 R.Allen, WR 10 A.Collie, WR 17 A.Dobson, WR 18 M.Slater, RB 22 S.Ridley, CB 26 L.Ryan, DB 27 T.Wilson, RB 29 L.Blount, DB 30 D.Harmon, S 36 K.Davis, RB 38 B.Bolden, DB 43 N.Ebner, LS 48 D.Aiken, LB 52 D.Fletcher, LB 53 J.Davis, LB 59 C.White, DT 72 J.Vellano, OL 74 W.Svitke, TE 88 M.Mulligan, DE 96 A.Carter, DL 99 M.Buchanan.
DID NOT PLAY: QB 15 R.Mallett, OL 67 J.Kline. **INACTIVE:** DB 41 J.Green, TE 45 D.Williams, LB 58 S.Beauharnais, OL 64 C.Barker, WR 85 K.Thompkins, DT 90 I.Sopoaga, DE 92 J.Bequette.

		1	2	3	4	OT	TOTAL	FIELD GOALS (made () & missed)	
VISITOR	New England Patriots	0	3	0	13	0	16	S. Gostkowski	(47)
HOME	Denver Broncos	3	10	7	6	0	26	M. Prater	(27) (35) (19) (54)

Team	Qtr	Clock Time	PLAY DESCRIPTION (Extra Point) (Drive Info)	SCORE Visitor	Home
BRONCOS	1	3:43	M. Prater 27 yd. Field Goal (10-73, 4:07)	0	3
BRONCOS	2	7:50	J. Tamme 1 yd. pass from P. Manning (M. Prater kick) (15-93, 7:01)	0	10
PATRIOTS	2	2:54	S. Gostkowski 47 yd. Field Goal (9-51, 4:56)	3	10
BRONCOS	2	0:25	M. Prater 35 yd. Field Goal (8-63, 2:29)	3	13
BRONCOS	3	7:52	D. Thomas 3 yd. pass from P. Manning (M. Prater kick) (13-80, 7:08)	3	20
BRONCOS	4	12:02	M. Prater 19 yd. Field Goal (9-60, 5:23)	3	23
PATRIOTS	4	9:26	J. Edelman 7 yd. pass from T. Brady (S. Gostkowski kick) (9-80, 2:36)	10	23
BRONCOS	4	7:00	M. Prater 54 yd. Field Goal (6-39, 2:26)	10	26
PATRIOTS	4	3:07	T. Brady 5 yd. run (run failed) (10-80, 3:53)	16	26

Final Individual Statistics																		
New England Patriots									Denver Broncos									
Rushing		Att	Yds	Avg	LG	TD	Rushing		Att	Yds	Avg	LG	TD					
S. Vereen		4	34	8.5	11	0	K. Moreno		14	59	4.2	28	0					
S. Ridley		5	17	3.4	8	0	M. Ball		12	43	3.6	9	0					
T. Brady		2	7	3.5	5	1	V. Green		1	6	6.0	6	0					
L. Blount		5	6	1.2	3	0	P. Manning		1	-1	-1.0	-1	0					
TOTAL		16	64	4.0	11	1	TOTAL		28	107	3.8	28	0					
Passing									Passing									
		Att	Cmp	Yds	TD	LG	Int	Rtg.			Att	Cmp	Yds	TD	LG	Int	Rtg.	
T. Brady		38	24	277	2/21	1	27	0	93.9	P. Manning		43	32	400	0/0	2	37	0
TOTAL		38	24	277	2/21	1	27	0	93.9	TOTAL		43	32	400	0/0	2	37	0
Pass Receiving									Pass Receiving									
		No	Yds	Avg	LG	TD			No	Yds	Avg	LG	TD					
J. Edelman		10	89	8.9	18	1	J. Thomas		8	85	10.6	37	0					
S. Vereen		5	59	11.8	24	0	D. Thomas		7	134	19.1	30	1					
A. Collie		4	57	14.3	20	0	E. Decker		5	73	14.6	21	0					
A. Dobson		2	33	16.5	27	0	W. Welker		4	38	9.5	16	0					
M. Hoomanawanui		2	33	16.5	18	0	M. Ball		3	13	4.3	12	0					
M. Mulligan		1	6	6.0	6	0	J. Tamme		2	24	12.0	23	1					
							K. Moreno		2	22	11.0	18	0					
							A. Caldwell		1	11	11.0	11	0					
TOTAL		24	277	11.5	27	1	TOTAL		32	400	12.5	37	2					
Interceptions									Interceptions									
		No	Yds	Avg	LG	TD			No	Yds	Avg	LG	TD					
TOTAL		0	0.0	0	0	0	TOTAL		0	0.0	0	—	0					
Punting									Punting									
		No	Yds	Avg	Net	TB	In20	LG			No	Yds	Avg	Net	TB	In20	LG	
R. Allen		3	147	49.0	49.0	0	3	60	B. Colquitt		1	48	48.0	28.0	1	0	48	
TOTAL		3	147	49.0	49.0	0	3	60	TOTAL		1	48	48.0	28.0	1	0	48	
Punt Returns [Touchback]									Punt Returns [Touchback]									
		No	Yds	Avg	FC	LG	TD			No	Yds	Avg	FC	LG	TD			
		1	0	0.0	0	0	0	0			0	0	0.0	1	0	0		
Returns									Returns									
		0	0	0.0	0	—	0 <td colspan="2"></td> <th>0</th> <th>0</th> <th>0.0</th> <th>1</th> <th>0</th> <th>0</th>			0	0	0.0	1	0	0			
Kickoff Returns [Touchback]									Kickoff Returns [Touchback]									
		No	Yds	Avg	FC	LG	TD			No	Yds	Avg	FC	LG	TD			
		7	0	0.0	0	0	0			1	4	4.0	0	4	0			
TOTAL		0	0	0.0	0	—	0			2	0	0.0	0	0	0			
TOTAL		0	0	0.0	0	—	0			1	4	4.0	0	4	0			
Baltimore Ravens									Denver Broncos									
Fumbles		Fum	Lost	Own Rec.	Yds	TD	Opp. Rec.		Fumbles		Fum	Lost	Own Rec.	Yds	TD	Opp. Rec.		
TOTAL		0	0	0	0	0	0	0	TOTAL		0	0	0	0	0	0	0	

FINAL TEAM STATISTICS					
	PATRIOTS		BRONCOS		
TOTAL FIRST DOWNS	19	27	FGs - PATs Had Blocked	0-0	0-0
By Rushing	4	5	Net Punting Average	49.0	28.0
By Passing	15	21	TOTAL RETURN YARDAGE (Not Including Kickoffs)	0	0
By Penalty	0	1	No. and Yards Punt Returns	0-0	0-0
THIRD DOWN EFFICIENCY	6-12-50%	7-13-54%	No. and Yards Kickoff Returns	0-0	1-4
FOURTH DOWN EFFICIENCY	1-2-50%	1-1-100%	No. and Yards Interception Returns	0-0	0-0
TOTAL NET YARDS	320	507	PENALTIES Number and Yards	2-15	4-34
Total Offensive Plays (inc. times thrown passing)	56	71	FUMBLES Number and Lost	0-0	0-0
Average gain per offensive play	5.7	7.1	TOUCHDOWNS	2	2
NET YARDS RUSHING	64	107	Rushing	2	1
Total Rushing Plays	16	28	Passing	1	2
Average gain per rushing play	4.0	3.8	EXTRA POINTS Made-Attempts	1-2	2-2
Tackles for a loss-number and yards	1-1	2-6	Kicking Made-Attempts	1-1	2-2
NET YARDS PASSING	256	400	Rushing Made-Attempts	0	0-0
Times thrown - yards lost attempting to pass	2-21	0-0	FIELD GOALS Made-Attempts	1-1	4-4
Gross yards passing	277	400	RED ZONE EFFICIENCY	2-3-66%	2-6-33%
PASS ATTEMPTS-COMPLETIONS-HAD INTERCEPTED	38-24-0	43-32-0	GOAL TO GO EFFICIENCY	1-1-100%	2-4-50%
Avg gain per pass play (inc.# thrown passing)	6.4	9.3	SAFETIES	0	0
KICKOFFS Number-In End Zone-Touchbacks	4-2-2	7-7-7	FINAL SCORE	16	26
PUNTS Number and Average	3-49-0	1-48-0	TIME OF POSSESSION	24:16	35:44
Had Blocked	0	0			

BRONCOS DEFENSIVE STATISTICS																	
(based on coaches' film review)																	
PLAYER	UT	A	TT	S-YDS	I-YDS	PD	FF	FR	PLAYER	UT	A	TT	S-YDS	I-YDS	PD	FF	FR
D. Trevathan	8	0	8	0-0	0-0	0	0	0	W. Woodyard	2	0	2	0-0	0-0	0	0	0
D. Ihenacho	4	1	5	0-0	0-0	0	0	0	S. Phillips	2	0	2	0-0	0-0	0	0	0
T. Knighton	4	0	4	1-10	0-0	0	0	0	R. Ayers	1	0	1	1-11	0-0	0	0	0
M. Adams	4	0	4	0-0	0-0	1	0	0	P. Lenon	1	0	1	0-0	0-0	0	0	0
T. Carter	3	1	4	0-0	0-0	2	0	0	D. Bruton	1	0	1	0-0	0-0	0	0	0
D.Rodgers-Cromarie	3	0	3	0-0	0-0	0	0	0	M. Huff	1	0	1	0-0	0-0	0	0	0
C. Bailey	3	0	3	0-0	0-0	0	0	0	M. Jackson	0	0	0	0-0	0-0	1	0	0
N. Irving	2	0	2	0-0	0-0	0	0	0	TEAM TOTALS	39	2	41	2-21	0-0	5	0	0
J. Mincey	2	0	2	1-8	0-0	0	0	0									



Denver 24, San Diego 17

Sunday, Jan. 12, 2014 • 2:40 p.m. MST • Sports Authority Field at Mile High • Denver

WEATHER: PARTLY CLOUDY, 41°, WIND NW 17 MPH • TIME: 3:13 • ATTENDANCE: 76,969

2013 AFC Divisional Playoff Game

The Denver Broncos defeated their AFC West rival San Diego Chargers 24-17 in the divisional round on a windy afternoon at Sports Authority Field at Mile High.

Denver's defense shut out the Chargers through three quarters and held on through the final frame to help the Broncos advance to their ninth-ever AFC Championship Game.

After forcing the Chargers to punt on the opening series of the game, quarterback Peyton Manning led the Broncos offense on a 14-play, 86-yard drive that culminated in a 2-yard touchdown reception by wide receiver Demaryius Thomas (8 rec. for 54 yds., 1 TD) to give Denver the early lead.

San Diego recovered a fumble by tight end Julius Thomas in the second quarter but kicker Nick Novak missed a 53-yard field goal attempt.

Denver was able to take advantage of the good field position as Manning completed a 3-yard touchdown pass to wide receiver Wes Welker on its ensuing possession.

The Broncos were able to move the ball deep into San Diego territory at the end of the half, but Manning was intercepted in the end zone and the Broncos entered halftime with a 14-0 lead.

On the opening drive of the third quarter, Manning (25-of-36 passing for 230 yds., 2 TDs, 1 INT) completed 5-of-7 passes for 36 yards and kicker Matt Prater made a 45-yard field goal attempt.

The Broncos defense remained stout throughout the third quarter before quarterback Philip Rivers (18-of-27 passing for 217 yds., 2 TDs, 0 INT) completed a 16-yard touchdown pass to rookie wide receiver Keenan Allen with 12:59 left in the final frame.

Denver's offense conducted its own scoring drive on the next series as running back Knowshon Moreno scampered for a 3-yard touchdown run to increase the Broncos' lead to 24-7.

On San Diego's next possession, Rivers and Allen (6 rec. for 142 yds., 2 TDs) connected again on a 16-yard touchdown pass. The Chargers attempted an onside kick and cornerback Richard Marshall recovered the ball after it deflected off of Broncos wide receiver Eric Decker.

San Diego's opportunistic offense, led by Rivers, orchestrated an 8-play, 48-yard drive that resulted in a 30-yard field goal by Novak to reduce Denver's lead to 24-17.

After a Chargers' squib kick, the Broncos gained possession of the ball with 5:40 left in the game. Denver would convert three critical third downs, including a 21-yard pass from Manning to Julius Thomas (6 rec. for 76 yds, 0 TDs) on 3rd down and 17, to preserve the win.

OFFICIALS

Referee — Clete Blakeman (34); **Umpire** — Fred Bryan (11); **Head Linesman** — Jim Mello (48); **Line Judge** — Jeff Seeman (45); **Side Judge** — Dave Wyant (16); **Field Judge** — Bob Waggoner (25); **Back Judge** — Dino Paganelli (105); **Replay** — Mark Burns.

DENVER BRONCOS

OFFENSE

WR 88 D. Thomas
LT 75 C. Clark
LG 68 Z. Beadles
C 66 M. Ramirez
RG 65 L. Vasquez
RT 74 O. Franklin
TE 80 J. Thomas
WR 87 E. Decker
WR 83 W. Welker
QB 18 P. Manning
RB 27 K. Moreno

DEFENSE

LDE 97 M. Jackson
DT 92 S. Williams
NT 94 T. Knighton
RDE 90 S. Phillips
SLB 56 N. Irving
MLB 51 P. Lenon
WLB 59 D. Trevathan
LCB 25 C. Harris Jr.
RCB 45 D. Rodgers-Cromartie
SS 33 D. Ihenacho
FS 20 M. Adams

BRONCOS SUBSTITUTIONS: P 4 B.Colquitt, K 5 M.Prater, WR 11 T.Holliday, WR 12 A.Caldwell, CB 23 Q.Jammer, CB 24 C.Bailey, RB 28 M.Ball, S 29 M.Huff, S 30 D.Bruton, S 31 O.Bolden, CB 36 K.Webster, LS 46 A.Brewer, LB 52 W.Woodward, LB 53 S.Johnson, LB 54 B.Marshall, DE 57 J.Mincey, C 60 S.Vallos, TE 84 J.Tamme, TE 85 V.Green, DE 91 R.Ayers, DT 96 M.Unrein. **DID NOT PLAY:** QB 17 B.Osweller, RB 22 C.Anderson, T 77 W.Justice. **INACTIVE:** QB 2 Z.Dyrest, RB 21 R.Hillman, CB 32 T.Carter, G 73 C.Kuper, TE 81 J.Dreessen, DE 95 D.Wolfe, DT 98 S.Fua.

SAN DIEGO CHARGERS

OFFENSE

TE 89 L. Green
WR 13 K. Allen
LT 77 K. Dunlap
LG 78 C. Rinehart
C 61 N. Hardwick
RG 63 J. Troutman
RT 76 D. Fluker
TE 85 A. Gates
WR 11 E. Royal
QB 17 P. Rivers
RB 24 R. Mathews

DEFENSE

RE 94 C. Liuget
LE 91 K. Reyes
OLB 54 M. Ingram
ILB 50 M. Te'o
ILB 56 D. Butler
OLB 96 J. Johnson
LCB 31 R. Marshall
RCB 29 S. Wright
SS 38 M. Gilchrist
FS 37 J. Addae
FS 32 E. Weddle

CHARGERS SUBSTITUTIONS: P 5 M.Scifres, K 9 N.Novak, WR 16 S.Ajrotutu, CB 20 C.Butler, CB 22 D.Cox, RB 23 R.Brown, S 25 D.Stuckey, RB 33 L.McClain, RB 39 D.Woodhead, LS 47 M.Windt, ILB 52 R. Walker, OLB 58 T.Williams, ILB 59 A.Gachkar, G-T 70 S.Schilling, DE 71 L.Guy, C-G 74 R.Ohrnberger, TE 81 J.Byrne, WR 86 V.Brown, OLB 90 T.Keiser, DT 92 C.Thomas, ILB 97 B.Bird. **DID NOT PLAY:** QB 6 C.Whitehurst, T 69 W.Smith, DT 95 K. Geathers. **INACTIVE:** QB 4 B.Sorensen, WR-KR 10 L.Hawkins, SS 28 B.Taylor, CB 35 M.Cromartie, G-T 66 J.Clary, T 72 K.Wiggins, DE 98 S.Lissemore.

		1	2	3	4	OT	TOTAL	FIELD GOALS (made () & missed)	
VISITOR	San Diego Chargers	0	0	0	17	0	17	N. Novak	53WL (30)
HOME	Denver Broncos	7	7	3	7	0	24	M. Prater	(45) 47WL

Team	Qtr	Clock Time	PLAY DESCRIPTION (Extra Point) (Drive Info)	Score Visitor	Score Home
BRONCOS	1	2:25	D. Thomas 2 yd. pass from P. Manning (M. Prater kick) (14-86, 7:01)	0	7
BRONCOS	2	6:00	W. Welker 3 yd. pass from P. Manning (M. Prater kick) (9-57, 5:13)	0	14
BRONCOS	3	9:35	M. Prater 45 yd. Field Goal (12-37, 5:25)	0	17
CHARGERS	4	12:59	K. Allen 16 yd. pass from P. Rivers (N. Novak kick) (6-63, 3:08)	7	17
BRONCOS	4	8:12	K. Moreno 3 yd. run (M. Prater kick) (9-81, 4:47)	7	24
CHARGERS	4	5:43	K. Allen 16 yd. pass from P. Rivers (N. Novak kick) (7-80, 2:29)	14	24
CHARGERS	4	3:53	N. Novak 30 yd. Field Goal (8-48, 1:50)	17	24

FINAL INDIVIDUAL STATISTICS																						
San Diego Chargers										Denver Broncos												
RUSHING	ATT	YDS	AVG	LG	TD					RUSHING	ATT	YDS	AVG	LG	TD							
D. Woodhead	9	29	3.2	8	0					K. Moreno	23	82	3.6	14	1							
R. Mathews	5	26	5.2	16	0					M. Ball	10	52	5.2	9	0							
P. Rivers	3	10	3.3	6	0					P. Manning	1	-1	-1.0	-1	0							
R. Brown	1	0	0.0	0	0																	
TOTAL	18	65	3.6	16	0					TOTAL	34	133	3.9	14	1							
PASSING	ATT	CMP	YDS	TKD/YD	TD	LG	IN	Rtg.					PASSING	ATT	CMP	YDS	TKD/YD	TD	LG	IN	Rtg.	
P. Rivers	27	18	217	4/23	2	49	0	115.8					P. Manning	36	25	230	0/0	2	21	1	93.5	
TOTAL	27	18	217	4/23	2	49	0	115.8					TOTAL	36	25	230	0/0	2	21	1	93.5	
PASS RECEIVING			NO	YDS	AVG	LG	TD					PASS RECEIVING			NO	YDS	AVG	LG	TD			
K. Allen			6	142	23.7	49	2					D. Thomas			8	54	6.8	9	1			
R. Brown			4	18	4.5	5	0					J. Thomas			6	76	12.7	21	0			
D. Woodhead			3	10	3.3	7	0					W. Welker			6	38	6.3	8	1			
A. Gates			2	10	5.0	5	0					E. Decker			2	32	16.0	19	0			
L. Green			2	7	3.5	5	0					A. Caldwell			1	15	15.0	15	0			
E. Royal			1	30	30.0	30	0					K. Moreno			1	12	12.0	12	0			
										V. Green			1	3	3.0	3	0					
TOTAL			18	217	12.1	49	2					TOTAL			25	230	9.2	21	2			
INTERCEPTIONS			NO	YDS	AVG	LG	TD					INTERCEPTIONS			NO	YDS	AVG	LG	TD			
D. Butler			1	0	0.0	0	0															
TOTAL			1	0	0.0	0	0					TOTAL			0	0	0.0	—	0			
PUNTING		NO	YDS	AVG	NET	TB	IN20	LG					PUNTING		NO	YDS	AVG	NET	TB	IN20	LG	
M. Scifres	4	207	51.8	30.3	1	1	62															
TOTAL	4	207	51.8	30.3	1	1	62					TOTAL	0	0	0.0	0.0	0	0	—			
PUNT RETURNS			NO	YDS	AVG	FC	LG	TD					PUNT RETURNS			NO	YDS	AVG	FC	LG	TD	
													E. Decker			3	66	22.0	0	47	0	
													[TOUCHBACK]			1	0	0.0	0	0	0	
RETURNS			0	0	0.0	0	—	0					RETURNS			3	66	22.0	0	47	0	
KICKOFF RETURNS		NO	YDS	AVG	FC	LG	TD					KICKOFF RETURNS		NO	YDS	AVG	FC	LG	TD			
[TOUCHBACK]	5	0	0.0	0	0	0	0					T. Holliday		3	77	25.7	0	37	0			
RETURNS	0	0	0.0	0	—	0	0					RETURNS		3	77	25.7	0	37	0			
Baltimore Ravens	Fumbles	Lost	Own	Yds	TD	FF	Rec.	Yds	TD	Out	Denver Broncos	Fumbles	Lost	Own	Yds	TD	FF	Rec.	Yds	TD	Out	
J. Addae	0	0	0	0	0	1	0	0	0	0	J. Thomas	1	1	0	0	0	0	0	0	0	0	
R. Marshall	0	0	0	0	0	0	1	1	0	0												
TOTAL	0	0	0	0	0	1	1	1	0	0	TOTAL	1	1	0	0	0	0	0	0	0	0	

FINAL TEAM STATISTICS																																		
CHARGERS					BRONCOS										CHARGERS					BRONCOS														
TOTAL FIRST DOWNS										13					26					FGs - PATs Had Blocked					0-0					0-0				
By Rushing										1					13					Net Punting Average					30.3					0.0				
By Passing										10					11					TOTAL RETURN YARDAGE (Not Including Kickoffs)					0					66				
By Penalty										2					2					No. and Yards Punt Returns					0-0					3-66				
THIRD DOWN EFFICIENCY										4-12-33%					9-13-69%					No. and Yards Kickoff Returns					0-0					3-77				
FOURTH DOWN EFFICIENCY										1-1-100%					0-0-0%					No. and Yards Interception Returns					1-0					0-0				
TOTAL NET YARDS										259					363					PENALTIES Number and Yards					8-63					6-50				
Total Offensive Plays (inc. times thrown passing)										49					70					FUMBLES Number and Lost					0-0					1-1				
Average gain per offensive play										5.3					5.2					TOUCHDOWNS					2					3				
NET YARDS RUSHING										65					133					Rushing					0					1				
Total Rushing Plays										18					34					Passing					2					2				
Average gain per rushing play										3.6					3.9					EXTRA POINTS Made-Attempts					2-2					3-3				
Tackles for a loss-number and yards										0-0					2-3					Kicking Made-Attempts					2-2					3-3				
NET YARDS PASSING										194					230					FIELD GOALS Made-Attempts					1-2					1-2				
Times thrown - yards lost attempting to pass										4-23					0-0					RED ZONE EFFICIENCY					2-3-67%					3-4-75%				
Gross yards passing										217					230					GOAL TO GO EFFICIENCY					0-0-0%					3-4-75%				
PASS ATTEMPTS-COMPLETIONS-HAD INTERCEPTED										27-18-0					36-25-1					SAFETIES					0					2				
Avg gain per pass play (inc.# thrown passing)										6.3					6.4					FINAL SCORE					17					24				
KICKOFFS Number-In End Zone-Touchbacks										4-2-0					5-5-5					TIME OF POSSESSION					24:33					35:27				
PUNTS Number and Average										4-51.8					0-0.0																			
Had Blocked										0					0																			

BRONCOS DEFENSIVE STATISTICS																			
(based on coaches' film review)																			
PLAYER	UT	A	TT	S-YDS	I-YDS	PD	FF	FR		PLAYER	UT	A	TT	S-YDS	I-YDS	PD	FF	FR	
D. Rodgers-Cromarie	4	0	4	0-0	0-0	3	0	0		C. Harris Jr.	2	0	2	0-0	0-0	1	0	0	
C. Bailey	4	0	4	0-0	0-0	0	0	0		M. Adams	2	0	2	0-0	0-0	0	0	0	
D. Trevathan	3	1	4	0-0	0-0	0	0	0		W. Woodyard	1	1	2	0-0	0-0	0	0	0	
Q. Jammer	3	1	4	0-0	0-0	0	0	0		R. Ayers	1	1	2	0-0	0-0	0	0	0	
M. Jackson	3	0	3	1-5	0-0	0	0	0		P. Lenon	1	0	1	0-0	0-0	0	0	0	
N. Irving	3	0	3	0-0	0-0	0	0	0		D. Ihenacho	1	0	1	0-0	0-0	0	0	0	
T. Knighton	2	1	3	0-0	0-0	0	0	0		S. Williams	0	1	1	0-0	0-0	0	0	0	
S. Phillips	2	0	2	2-10	0-0	0	0	0		TEAM TOTALS	34	6	40	4-23	0-0	4	0	0	



Baltimore 38, Denver 35 OT

Saturday, Jan. 12, 2013 • 2:36 p.m. MST • Sports Authority Field at Mile High • Denver

WEATHER: Partly Cloudy, 13°. Wind E 8 mph • TIME: 4:11 • ATTENDANCE: 76,732

2012 AFC Divisional Playoff Game

The No. 1-seed Denver Broncos played the fourth-longest game in NFL history, eventually falling to the No. 4-seed Baltimore Ravens 38-35 in the second overtime in front of 76,732 fans at Sports Authority Field at Mile High.

Despite a temperature of 13 degrees at kickoff, marking the coldest postseason game in Broncos history, the teams combined for 877 yards and 73 points in the thriller.

Special teams played a key role for the Broncos early on as midseason acquisition Trindon Holliday returned his first punt 90 yards for a touchdown to give Denver an early 7-0 advantage.

Baltimore answered quickly, as quarterback Joe Flacco hit wide receiver Torrey Smith for a 59-yard scoring pass to knot the score at seven apiece.

The Ravens' momentum continued on Denver's next drive, when cornerback Corey Graham caught a deflected pass and took the interception 39 yards for a touchdown and a 14-7 Baltimore lead.

Broncos quarterback Peyton Manning, who completed 28-of-43 passes (65.1%) for 290 yards and three touchdowns with two interceptions (88.3 rtg.) on the day, recovered from the miscue to lead a 74-yard scoring series—capping the drive with a 15-yard touchdown pass to wide receiver Brandon Stokley.

In the second frame, the Broncos marched 86 yards on eight plays, finishing the scoring drive with a 14-yard strike from Manning to tailback Knowshon Moreno. Flacco and Smith collaborated again to tie the game again just before halftime.

Holliday swung the momentum in Denver's favor again by taking the opening second-half kickoff 104 yards for a touchdown to become the first player in NFL history to score a touchdown on a punt return and a kickoff return.

Denver drove near midfield and threatened to extend its lead near the end of the third quarter before Manning's fumble in the pocket was recovered by Ravens defensive end Paul Kruger.

Four plays later, Baltimore running back Ray Rice scored on a 1-yard touchdown run to tie to the game at 28-28.

Wide receiver Demaryius Thomas caught a 17-yard touchdown pass from Manning with 7:18 remaining, and Denver stopped Baltimore on fourth down on its ensuing possession, but Flacco was able to hit wide receiver Jacoby Jones for a 70-yard touchdown with :31 seconds remaining to send the game to overtime.

The teams battled through a scoreless first overtime, but after a Manning interception near midfield at the end of the fifth frame, the Ravens advanced with a 47-yard field goal by kicker Justin Tucker.

OFFICIALS

Referee — Bill Vinovich (52); **Umpire** — Undrey Wash (96); **Head Linesman** — George Hayward (54); **Line Judge** — Ron Marinucci (107); **Side Judge** — Ronald Tolbert (62); **Field Judge** — Bob Waggoner (25); **Back Judge** — Billy Smith (2); **Replay** — Tom Sifferman.

DENVER BRONCOS

OFFENSE

WR 88 D. Thomas
LT 78 R. Clady
LG 68 Z. Beadles
C 67 D. Koppen
RG 65 M. Ramirez
RT 74 O. Franklin
TE 81 J. Dreesen
WR 87 E. Decker
QB 18 P. Manning
RB 27 K. Moreno
WR 14 B. Stokley

DEFENSE

LDE 95 D. Wolfe
NT 97 J. Bannan
DT 99 K. Vickerson
RDE 92 E. Dumervil
SLB 58 V. Miller
MLB 57 K. Brooking
WLB 55 D. Williams
LCB 24 C. Bailey
RCB 25 C. Harris
FS 26 R. Moore
SS 20 M. Adams

BRONCOS SUBSTITUTIONS: P 4 B.Colquhitt, K 5 M.Prater, WR 11 T.Holliday, WR 12 M.Willis, RB 21 R.Hillman, SS 30 D.Brunton, CB 31 O.Bolden, CB 32 T.Carter, RB 35 L.Ball, FS 36 J.Leonhard, FB 40 J.Hester, LS 46 A.Brewer, MLB 53 S.Johnson, WLB 55 D.Williams, SLB 56 N.Irving, WLB 59 D.Trevathan, G 65 M.Ramirez, DL 70 M.Jackson, T 75 C.Clark, TE 84 J.Tamme, TE 85 V.Green, DE 91 R.Ayers, NT 96 M.Unrein. **DID NOT PLAY:** QB 6 B.Osweller. **INACTIVE:** QB 16 C.Hanie, WR 17 A.Caldwell, CB 22 T.Porter, FB 49 C.Gronkowski, C/G 54 C.Davis, TE 80 J.Thomas, NT 98 S.Siliga.

BALTIMORE RAVENS

OFFENSE

WR 82 T. Smith
LT 78 B. McKinnie
LG 72 K. Osemele
C 77 M. Birk
RG 73 M. Yanda
RT 74 M. Oher
TE 84 E. Dickson
WR 81 A. Boldin
QB 5 J. Flacco
FB 44 V. Leach
RB 27 R. Rice

DEFENSE

DT 92 H. Ngata
NT 96 M. Kemoeatu
DE 99 P. Kruger
RUSH 55 T. Suggs
WLB 59 D. Ellerbe
MLB 52 R. Lewis
CB 23 C. Brown
LCB 24 C. Graham
RCB 29 C. Williams
SS 31 B. Pollard
FS 20 E. Reed

RAVENS SUBSTITUTIONS: P 4 S.Koch, K 9 J.Tucker, WR/RS 12 J.Jones, WR 17 T.Doss, CB 22 J.Smith, CB 25 A.Jackson, RB 30 B.Pierce, S 32 J.Hedgibo, RB 35 A.Allen, S 37 S.Considine, LS 46 M.Cox, LB 50 A.McClellan, LB 51 B.Ayanbadejo, LB 56 J.Bynes, NT 62 T.Cody, G 63 B.Williams, G/C 66 G.Gradkowski, TE 86 B.Bajema, TE 88 D.Pitta, DE 90 P.McPhee, OLB 91 C.Upshaw, DE 93 D.Tyson, DE 97 A.Jones. **DID NOT PLAY:** QB 2 T.Taylor. **INACTIVE:** WR/RS 16 D.Reed, S 38 O.Brown, CB 39 C.Johnson, OLB 54 A.Hamilton, G/T 70 R.Harewood, WR/RS 83 D.Thompson, DT 95 B.Hall.

		1	2	3	4	OT	TOTAL	FIELD GOALS (made () & missed)	
VISITOR	Baltimore Ravens	14	7	7	7	3	38	J. Tucker	(47)
HOME	Denver Broncos	14	7	7	7	0	35	M. Prater	52SH

Team	Qtr	Clock Time	PLAY DESCRIPTION (Extra Point) (Drive Info)	SCORE	
				Visitor	Home
BRONCOS	1	12:14	T. Holliday 90 yd. punt return (M. Prater kick)	0	7
RAVENS	1	10:31	T. Smith 59 yd. pass from J. Flacco (J. Tucker kick) (4-94, 1:43)	7	7
RAVENS	1	9:49	C. Graham 39 yd. interception return (J. Tucker kick)	14	7
BRONCOS	1	4:02	B. Stokley 15 yd. pass from P. Manning (M. Prater kick) (11-74, 5:47)	14	14
BRONCOS	2	7:26	K. Moreno 14 yd. pass from P. Manning (M. Prater kick) (8-86, 3:35)	14	21
RAVENS	2	0:36	T. Smith 32 yd. pass from J. Flacco (J. Tucker kick) (3-58, 0:40)	21	21
BRONCOS	3	14:47	T. Holliday 104 yd. kickoff return (M. Prater kick)	21	28
RAVENS	3	0:30	R. Rice 1 yd. run (J. Tucker kick) (5-37, 2:27)	28	28
BRONCOS	4	7:11	D. Thomas 17 yd. pass from P. Manning (M. Prater kick) (10-88, 4:58)	28	35
RAVENS	4	0:31	J. Jones 70 yd. pass from J. Flacco (J. Tucker kick) (3-77, 0:38)	35	35
RAVENS	6	13:18	J. Tucker 47 yd. Field Goal (6-16, 2:33)	38	35

FINAL INDIVIDUAL STATISTICS

Baltimore Ravens												Denver Broncos														
RUSHING	ATT	YDS	AVG	LG	TD	RUSHING	ATT	YDS	AVG	LG	TD	RUSHING	ATT	YDS	AVG	LG	TD									
R. Rice	30	131	4.4	32	1	R. Hillman	22	83	3.8	11	0	R. Hillman	22	83	3.8	11	0									
B. Pierce	5	14	2.8	4	0	K. Moreno	10	32	3.2	8	0	K. Moreno	10	32	3.2	8	0									
J. Flacco	2	7	3.5	7	0	J. Hester	8	11	1.4	2	0	J. Hester	8	11	1.4	2	0									
V. Leach	1	3	3.0	3	0	P. Manning	1	-1	-1.0	-1	0	P. Manning	1	-1	-1.0	-1	0									
T. Smith	1	0	0.0	0	0																					
TOTAL	39	155	4.0	32	1	TOTAL	41	125	3.0	11	0	TOTAL	41	125	3.0	11	0									
PASSING	ATT	CMP	YDS	TD	LG	IN	Rtg.	PASSING	ATT	CMP	YDS	TD	LG	IN	Rtg.	PASSING	ATT	CMP	YDS	TD	LG	IN	Rtg.			
J. Flacco	34	18	331	1/7	3	70	0	116.2	P. Manning	43	28	290	3/17	3	32	2	88.3	P. Manning	43	28	290	3/17	3	32	2	88.3
TOTAL	34	18	331	1/7	3	70	0	116.2	TOTAL	43	28	290	3/17	3	32	2	88.3	TOTAL	43	28	290	3/17	3	32	2	88.3
PASS RECEIVING	NO	YDS	AVG	LG	TD	PASS RECEIVING	NO	YDS	AVG	LG	TD	PASS RECEIVING	NO	YDS	AVG	LG	TD									
A. Boldin	6	71	11.8	19	0	E. Decker	6	84	14.0	32	0	E. Decker	6	84	14.0	32	0									
T. Smith	3	98	32.7	59	2	J. Dreesen	6	46	7.7	11	0	J. Dreesen	6	46	7.7	11	0									
D. Pitta	3	55	18.3	24	0	J. Tamme	3	44	14.7	21	0	J. Tamme	3	44	14.7	21	0									
E. Dickson	3	29	9.7	14	0	D. Thomas	3	37	12.3	17	1	D. Thomas	3	37	12.3	17	1									
J. Jones	2	77	38.5	70	1	B. Stokley	3	27	9.0	15	1	B. Stokley	3	27	9.0	15	1									
V. Leach	1	1	1.0	1	0	R. Hillman	3	20	6.7	11	0	R. Hillman	3	20	6.7	11	0									
						K. Moreno	2	21	10.5	14	1	K. Moreno	2	21	10.5	14	1									
						J. Hester	1	7	7.0	7	0	J. Hester	1	7	7.0	7	0									
						M. Willis	1	4	4.0	4	0	M. Willis	1	4	4.0	4	0									
TOTAL	18	331	18.4	70	3	TOTAL	28	290	10.4	32	3	TOTAL	28	290	10.4	32	3									
INTERCEPTIONS	NO	YDS	AVG	LG	TD	INTERCEPTIONS	NO	YDS	AVG	LG	TD	INTERCEPTIONS	NO	YDS	AVG	LG	TD									
C. Graham	2	39	19.5	39	1	C. Graham	2	39	19.5	39	1	C. Graham	2	39	19.5	39	1									
TOTAL	2	39	19.5	39	1	TOTAL	0	0	0.0	—	0	TOTAL	0	0	0.0	—	0									
PUNTING	NO	YDS	AVG	NET	TB	IN20	LG	PUNTING	NO	YDS	AVG	NET	TB	IN20	LG	PUNTING	NO	YDS	AVG	NET	TB	IN20	LG			
S. Koch	8	386	48.3	37.0	0	6	58	B. Colquitt	5	244	48.8	44.4	0	3	59	S. Koch	5	244	48.8	44.4	0	3	59			
TOTAL	8	386	48.3	37.0	0	6	58	TOTAL	5	244	48.8	44.4	0	3	59	TOTAL	5	244	48.8	44.4	0	3	59			
PUNT RETURNS	NO	YDS	AVG	FC	LG	TD	PUNT RETURNS	NO	YDS	AVG	FC	LG	TD	PUNT RETURNS	NO	YDS	AVG	FC	LG	TD						
J. Jones	1	14	14.0	1	14	0	T. Holliday	3	90	30.0	1	90	1	T. Holliday	3	90	30.0	1	90	1						
T. Doss	1	8	8.0	0	8	0	J. Leonhard	0	0	0.0	1	0	0	J. Leonhard	0	0	0.0	1	0	0						
E. Reed	1	0	0.0	0	0	0	[DOWNED]	2	0	0.0	0	0	0	[DOWNED]	2	0	0.0	0	0	0						
[DOWNED]	1	0	0.0	0	0	0	[OUT OF BOUNDS]	1	0	0.0	0	0	0	[OUT OF BOUNDS]	1	0	0.0	0	0	0						
RETURNS	3	22	7.3	1	14	0	RETURNS	3	90	30.0	2	90	1	RETURNS	3	90	30.0	2	90	1						
KICKOFF RETURNS	NO	YDS	AVG	FC	LG	TD	KICKOFF RETURNS	NO	YDS	AVG	FC	LG	TD	KICKOFF RETURNS	NO	YDS	AVG	FC	LG	TD						
J. Jones	4	64	16.0	0	24	0	T. Holliday	3	158	52.7	0	104	1	T. Holliday	3	158	52.7	0	104	1						
[TOUCHBACK]	3	0	0.0	0	0	0	L. Ball	1	13	13.0	0	13	0	L. Ball	1	13	13.0	0	13	0						
							[TOUCHBACK]	2	0	0.0	0	0	0	[TOUCHBACK]	2	0	0.0	0	0	0						
RETURNS	4	64	16.0	0	24	0	RETURNS	4	171	42.8	0	104	1	RETURNS	4	171	42.8	0	104	1						
Baltimore Ravens	Fum	Lost	Own	Rec.	Yds	TD	FF	Rec.	Yds	TD	Bnds	Denver Broncos	Fum	Lost	Own	Rec.	Yds	TD	FF	Rec.	Yds	TD	Bnds			
J. Flacco	1	1	0	0	0	0	0	0	0	0	0	P. Manning	2	1	0	0	0	0	0	1	0	0	0			
P. McPhee	0	0	0	0	0	0	1	0	0	0	0	K. Brooking	0	0	0	0	0	0	0	1	0	0	0			
T. Suggs	0	0	0	0	0	0	1	0	0	0	0															
P. Kruger	0	0	0	0	0	0	1	0	0	0	0															
TOTAL	1	1	0	0	0	0	2	1	0	0	0	TOTAL	2	1	0	0	0	0	0	1	0	0	0			

FINAL TEAM STATISTICS

	RAVENS		BRONCOS			RAVENS		BRONCOS	
TOTAL FIRST DOWNS	21	30	FGs - PATs Had Blocked			0-0	0-0		
By Rushing	4	9	Net Punting Average			37.0	44.4		
By Passing	14	15	TOTAL RETURN YARDAGE (Not Including Kickoffs)			61	90		
By Penalty	3	6	No. and Yards Punt Returns			3-22	3-90		
THIRD DOWN EFFICIENCY	7-17-41%	7-16-44%	No. and Yards Kickoff Returns			4-64	4-171		
FOURTH DOWN EFFICIENCY	0-1-0%	1-1-100%	No. and Yards Interception Returns			2-39	0-0		
TOTAL NET YARDS	457	398	PENALTIES Number and Yards			8-58	10-87		
Total Offensive Plays (inc. times thrown passing)	74	87	FUMBLES Number and Lost			1-1	2-1		
Average gain per offensive play	6.5	4.6	TOUCHDOWNS			5	5		
NET YARDS RUSHING	155	125	Rushing			1	0		
Total Rushing Plays	39	41	Passing			3	3		
Average gain per rushing play	4.0	3.0	Interceptions			1	0		
Tackles for a loss-number and yards	0-0	2-4	Punt Returns			0	1		
NET YARDS PASSING	324	273	Kickoff Returns			0	1		
Times thrown - yards lost attempting to pass	1-7	3-17	EXTRA POINTS Made-Attempts			5-5	5-5		
Gross yards passing	331	290	Kicking Made-Attempts			5-5	5-5		
PASS ATTEMPTS-COMPLETIONS-HAD INTERCEPTED	34-18-0	43-28-2	FIELD GOALS Made-Attempts			1-1	0-1		
Avg gain per pass play (inc.# thrown passing)	9.3	5.9	RED ZONE EFFICIENCY			1-1-100%	3-3-100%		
KICKOFFS Number-In End Zone-Touchbacks	6-4-2	7-5-3	GOAL TO GO EFFICIENCY			1-1-100%	0-0-0%		
PUNTS Number and Average	8-48.3	5-48.8	SAFETIES			0	0		
Had Blocked	0	0	FINAL SCORE			38	35		
			TIME OF POSSESSION			36:36	40:06		



New England 45, Denver 10

Saturday, Jan. 14, 2012 • 8:15 p.m. EST • Gillette Stadium • Foxborough, Mass.

WEATHER: Partly Cloudy, 24° (wind chill 12°), Wind WNW 13 mph • TIME: 3:10 • ATTENDANCE: 68,756

2011 AFC Divisional Playoff Game

The Denver Broncos fell short of extending their magical season all the way to the AFC Championship Game with a 45-10 loss to the New England Patriots at Gillette Stadium in front of 68,756 fans.

Unable to avenge its Week 15 home loss to the Patriots, Denver surrendered 509 yards of total offense to New England, including 363 passing yards and an NFL postseason record-tying six touchdowns by quarterback Tom Brady.

Battling frigid temperatures throughout the evening, Brady completed 26-of-34 passes (76.5%) and threw scoring strikes to four different receivers.

Patriots tight end Rob Gronkowski was Brady's primary target throughout the contest, reeling in 10 receptions for 143 yards and three first-half touchdowns.

New England took just 1:51 to record its first touchdown—a 7-yard strike from Brady to wide receiver Wes Welker. Gronkowski made a 10-yard scoring catch on the Patriots' next possession to give the home team an early 14-0 advantage.

An interception by rookie safety Quinton Carter gave Denver the ball at New England's 24-yard line late in the opening quarter, and the Broncos capitalized by cutting the deficit to seven in just four plays. Running back Willis McGahee, who led all rushers with 76 yards on 17 carries (4.5 avg.) scored on a 5-yard run to put Denver on the scoreboard and close to within 14-7.

New England scored 21 unanswered points in the final 7:42 of the second quarter—Brady found Gronkowski for two more scores and connected with wide receiver Deion Branch for a 61-yard touchdown—and the Patriots led 35-7 at the half.

The Patriots thwarted any comeback attempt by the Broncos with a touchdown on their first possession of the second half—a 17-yard pass from Brady to tight end Aaron Hernandez to put them up 42-7.

The two teams traded field goals late in the game for the final 45-10 score that punched New England's ticket to the conference championship for the sixth time in 11 years.

In the loss, Carter became just the ninth rookie in the Super Bowl era to record an interception in back-to-back playoff games.

Broncos wide receiver Demaryius Thomas continued his season surge by catching a team-best six passes for 93 yards (15.5 avg.), and linebacker Joe Mays led all Broncos defenders with nine total tackles (4 solo).

OFFICIALS:

Referee — Gene Steratore (114); **Umpire** — Bill Schuster (129); **Head Linesman** — Wayne Mackie (106); **Line Judge** — Ron Marinucci (107); **Side Judge** — Joe Larrew (73); **Field Judge** — Bob Waggoner (25); **Back Judge** — Dino Paganelli (105); **Replay** — Paul Weidner.

DENVER BRONCOS

OFFENSE

WR 88 D. Thomas
LT 78 R. Clady
LG 64 Z. Beadles
C 50 J. Walton
RG 71 R. Hochstein
RT 74 O. Franklin
TE 86 D. Fells
TE 81 D. Rosario
QB 15 T. Tebow
RB 23 W. McGahee
TE 85 V. Green

DEFENSE

LDE 98 R. McBean
NT 79 M. Thomas
RDE 92 E. Dumervil
SLB 58 V. Miller
MLB 51 J. Mays
WLB 55 D. Williams
LCB 24 C. Bailey
RCB 21 A. Goodman
FS 30 D. Bruton
SS 28 Q. Carter
CB 25 C. Harris

BRONCOS SUBSTITUTIONS: P 4 B.Colquitt, K 5 M.Prater, WR 12 M.Willis, WR 16 D.Goodwin, WR 19 E.Royal, S 26 R.Moore, CB 29 J.Wilhite, CB 32 T.Carter, RB 35 L.Ball, S 36 R.Bush, RB 37 J.Johnson, WLB 52 W.Woodyard, LS 54 D.Binn, MLB 56 N.Irving, MLB 57 M.Haggan, LB 59 B.Iwuh, G 65 M.Ramirez, T 75 C.Clark, DT 77 B.Bunkley, DE 90 J.Hunter, DE 91 R.Ayers, DT 96 M.Unrein. **DID NOT PLAY:** QB 9 Brady Quinn, T 76 Tony Hills. **INACTIVE:** S 20 B.Dawkins, LB 53 M.Mohamed, LS 66 L.Paxton, T 72 R.Harris, TE 80 J.Thomas, WR 87 E.Decker, DE 95 D.Harvey.

NEW ENGLAND PATRIOTS

OFFENSE

WR 83 W. Welker
LT 72 M. Light
LG 70 L. Mankins
C 63 D. Connolly
RG 54 B. Waters
RT 77 N. Solder
TE 87 R. Gronkowski
WR 84 D. Branch
QB 12 T. Brady
TE 81 A. Hernandez
RB 42 B. Green-Ellis

DEFENSE

LE 75 V. Wilfork
DT 74 K. Love
DT 71 B. Deaderick
RE 95 M. Anderson
LB 50 R. Ninkovich
LB 51 J. Mayo
LB 55 B. Spikes
LCB 32 D. McCourty
RCB 24 K. Arrington
S 44 J. Ihedigbo
S 25 P. Chung

PATRIOTS SUBSTITUTIONS: K 3 S.Gostkowski, WR 10 T.Underwood, WR 11 J.Edelman, P 14 Z.Mesko, WR 18 M.Slater, RB 22 S.Ridley, CB 27 A.Molden, DB 29 S.Moore, S 31 S.Brown, RB 33 K.Faulk, FB 36 L.Polite, RB 39 D.Woodhead, DB 41 M.Williams, LS 48 D.Aiken, LB 52 D.Fletcher, L 58 T.White, OL 61 M.Cannon, C 62 R.Wendell, OL 65 N.McDonald, WR 85 C.Ochoicino, LB 90 N.Koutouvides, DE 94 S.Ellis, DL 98 G.Warren. **DID NOT PLAY:** QB 8 B.Hoyer. **INACTIVE:** QB 15 R.Mallett, DB 23 N.Jones, RB 34 S.Vereen, LB 59 G.Guyton, OL 64 D.Thomas, T 76 S.Vollmer, DL 97 R.Brace.

		1	2	3	4	OT	TOTAL	FIELD GOALS (made () & missed)
VISITOR	Denver Broncos	0	7	3	0	—	10	M. Prater (41)
HOME	New England Patriots	14	21	7	3	—	45	S. Gostkowski (20)

Team	Qtr	Clock Time	PLAY DESCRIPTION (Extra Point) (Drive Info)	SCORE Visitor Home
PATRIOTS	1	13:09	W. Welker 7 yd. pass from T. Brady (S. Gostkowski kick) (5-80, 1:51)	0 7
BRONCOS	1	6:42	R. Gronkowski 10 yd. pass from T. Brady (S. Gostkowski kick) (7-59, 3:25)	0 14
BRONCOS	2	14:54	W. McGahee 5 yd. run (M. Prater kick) (4-24, 2:06)	7 14
PATRIOTS	2	7:42	R. Gronkowski 12 yd. pass from T. Brady (S. Gostkowski kick) (8-52, 3:35)	7 21
PATRIOTS	2	1:57	D. Branch 61 yd. pass from T. Brady (S. Gostkowski kick) (2-72, 0:30)	7 28
PATRIOTS	2	0:05	R. Gronkowski 19 yd. pass from T. Brady (S. Gostkowski kick) (5-58, 1:04)	7 35
PATRIOTS	3	11:46	A. Hernandez 17 yd. pass from T. Brady (S. Gostkowski kick) (4-44, 1:40)	7 42
BRONCOS	3	2:14	M. Prater 41 yd. Field Goal (14-58, 6:16)	10 42
PATRIOTS	4	12:39	S. Gostkowski 20 yd. Field Goal (11-78, 4:35)	10 45

FINAL INDIVIDUAL STATISTICS

Denver Broncos											New England Patriots																
RUSHING	ATT	YDS	AVG	LG	TD						RUSHING	ATT	YDS	AVG	LG	TD											
W. McGahee	17	76	4.5	19	1						A. Hernandez	5	61	12.2	43	0											
L. Ball	13	44	3.4	13	0						B Green-Ellis	13	28	2.2	9	0											
T. Tebow	5	13	2.6	14	0						D. Woodhead	4	25	6.3	11	0											
J. Johnson	4	10	2.5	6	0						S. Ridley	4	21	5.3	11	0											
E. Royal	1	1	1.0	1	0						T. Brady	3	8	2.7	4	0											
											L. Polite	1	3	3.0	3	0											
TOTAL	40	144	3.6	19	1						TOTAL	30	146	4.9	43	0											
PASSING	ATT	CMP	YDS	TKD/ YD	TD	LG	IN	Rtg.						PASSING	ATT	CMP	YDS	TKD/ YD	TD	LG	IN	Rtg.					
T. Tebow	26	9	136	5/28	0	41	0	52.7						T. Brady	34	26	363	0/0	6	61	1	137.6					
TOTAL	26	9	136	5/28	0	41	0	52.7						TOTAL	34	26	363	0/0	6	61	1	137.6					
PASS RECEIVING			NO	YDS	AVG	LG	TD						PASS RECEIVING			NO	YDS	AVG	LG	TD							
D. Thomas			6	93	15.5	41	0						R. Gronkowski			10	145	14.5	28	3							
E. Royal			2	25	12.5	15	0						W. Welker			6	55	9.2	17	1							
M. Willis			1	18	18.0	18	0						A. Hernandez			4	55	13.8	20	1							
													D. Branch			3	85	28.3	61	1							
													J. Edelman			1	11	11.0	11	0							
													B. Green-Ellis			1	8	8.0	8	0							
													S. Ridley			1	4	4.0	4	0							
TOTAL			9	136	15.1	41	0						TOTAL			26	363	14.0	61	6							
INTERCEPTIONS			NO	YDS	AVG	LG	TD						INTERCEPTIONS			NO	YDS	AVG	LG	TD							
Q. Carter			1	17	17.0	17	0																				
TOTAL			1	17	17.0	17	0						TOTAL			0	0	0.0	—	0							
PUNTING	NO	YDS	AVG	NET	TB	IN20	LG						PUNTING	NO	YDS	AVG	NET	TB	IN20	LG							
B. Colquitt	7	272	38.9	34.9	0	1	44						Z. Mesko	2	78	39.0	39.0	0	2	40							
													T. Brady	1	48	48.0	48.0	0	1	48							
TOTAL	7	272	38.9	34.9	0	1	44						TOTAL	3	126	42.0	42.0	0	3	48							
PUNT RETURNS	NO	YDS	AVG	FC	LG	TD						PUNT RETURNS	NO	YDS	AVG	FC	LG	TD									
E. Royal	0	0	0.0	1	—	0						J. Edelman	2	28	14.0	1	15	0									
[DOWNED]	1	0	0.0	0	—	0						W. Welker	0	0	0.0	1	—	0									
[OUT OF BOUNDS]	1	0	0.0	0	—	0						K. Faulk	0	0	0.0	2	—	0									
												[DOWNED]	1	0	0.0	0	—	0									
RETURNS	2	0	0.0	1	—	0						RETURNS	2	28	14.0	4	15	0									
KICKOFF RETURNS	NO	YDS	AVG	FC	LG	TD						KICKOFF RETURNS	NO	YDS	AVG	FC	LG	TD									
M. Willis	4	68	17.0	0	25	0						D. Woodhead	1	28	28.0	0	28	0									
[TOUCHBACK]	4	0	0.0	0	—	0						[TOUCHBACK]	2	0	0.0	0	—	0									
RETURNS	4	68	17.0	0	25	0						RETURNS	1	28	28.0	0	28	0									
Denver Broncos	Own				Opp.	Yds	Out						New England Patriots	Own				Opp.	Yds	Out							
FUMBLES	Fum	Lost	Rec.	Yds	TD	FF	Rec.	Yds	TD	Bnds						FUMBLES	Fum	Lost	Rec.	Yds	TD	FF	Rec.	Yds	TD	Bnds	
M. Willis	1	0	1	0	0	0	0	0	0	0						S. Ridley	1	1	0	0	0	0	0	0	0	0	0
T. Tebow	1	1	0	0	0	0	0	0	0	0						K. Arrington	0	0	0	0	0	1	0	0	0	0	
B. Bunkley	0	0	0	0	0	1	0	0	0	0						R. Ninkovich	0	0	0	0	0	1	0	0	0	0	
M. Thomas	0	0	0	0	0	0	1	0	0	0						B. Spikes	0	0	0	0	0	0	1	0	0	0	
TOTAL	2	1	1	0	0	1	1	0	0	0						TOTAL	1	1	0	0	0	2	1	0	0	0	

FINAL TEAM STATISTICS

	BRONCOS		PATRIOTS			BRONCOS		PATRIOTS	
TOTAL FIRST DOWNS	15	31	FGs - PATs Had Blocked		0-0	0-0			
By Rushing	7	9	Net Punting Average		34.9	42.0			
By Passing	7	19	TOTAL RETURN YARDAGE (Not Including Kickoffs)		17	28			
By Penalty	1	3	No. and Yards Punt Returns		0-0	2-28			
THIRD DOWN EFFICIENCY	7-18-39%	3-6-50%	No. and Yards Kickoff Returns		4-68	1-28			
FOURTH DOWN EFFICIENCY	2-3-67%	0-0-0%	No. and Yards Interception Returns		1-17	0-0			
TOTAL NET YARDS	252	509	PENALTIES Number and Yards		5-55	2-20			
Total Offensive Plays (inc. times thrown passing)	71	64	FUMBLES Number and Lost		2-1	1-1			
Average gain per offensive play	3.5	8.0	TOUCHDOWNS		1	6			
NET YARDS RUSHING	144	146	Rushing		1	0			
Total Rushing Plays	40	30	Passing		0	6			
Average gain per rushing play	3.6	4.9	EXTRA POINTS Made-Attempts		1-1	6-6			
Tackles for a loss-number and yards	9-26	3-5	Kicking Made-Attempts		1-1	6-6			
NET YARDS PASSING	108	363	FIELD GOALS Made-Attempts		1-1	1-1			
Times thrown - yards lost attempting to pass	5-28	0-0	RED ZONE EFFICIENCY		1-3-33%	5-6-83%			
Gross yards passing	136	363	GOAL TO GO EFFICIENCY		1-2-50%	1-2-50%			
PASS ATTEMPTS-COMPLETIONS-HAD INTERCEPTED	26-9-0	34-26-1	SAFETIES		0	0			
Avg gain per pass play (inc.# thrown passing)	3.5	10.7	FINAL SCORE		10	45			
KICKERS' FGs Number in End Zone-Touchbacks	3-2-2	8-6-4	TIME OF POSSESSION		33:23	26:37			
PUNTS Number and Average	7-38-9	3-42-0							
Had Blocked	0	0							



Denver 29, Pittsburgh 23 OT

Sunday, Jan. 8, 2012 • 2:40 p.m. MST • Sports Authority Field at Mile High • Denver

WEATHER: Sunny, 40° (wind chill 36°), Wind S 6 mph • TIME: 3:27 • ATTENDANCE: 75,970

2011 AFC Wild Card Game

The Denver Broncos rode record-setting performances by wide receiver Demaryius Thomas and quarterback Tim Tebow to a 29-23 overtime victory over the Pittsburgh Steelers in front of a sell-out crowd at Sports Authority Field at Mile High.

With the win, the Broncos snapped a three-game losing streak to end the regular season and earned their first playoff victory in six years.

Thomas set a franchise postseason record for receiving yards, catching four passes for 204 yards (51.0 avg.), including an 80-yard touchdown reception on the first play of overtime to secure the win. Tebow completed 10-of-21 passes for a career-high 316 yards and two scores against the NFL's top-ranked defense.

The Steelers seized momentum early, opening up a 6-0 lead in the first quarter on the strength of two Sean Suisham field goals, but the Broncos shook off the slow start, outscoring the Steelers 20-0 in the second quarter.

Wide receiver Eddie Royal put the Broncos on the board, hauling in a 30-yard touchdown pass from Tebow in tight coverage. Tebow followed the score with a touchdown of his own, an 8-yard run with 10:36 remaining in the second quarter to give Denver a 14-6 lead.

Broncos kicker Matt Prater added a pair of field goals before the half to give Denver a 20-6 advantage at the break.

On their only possession of the third quarter, the Steelers sustained an 11-play, 92-yard drive that was capped by a one-yard run by wide receiver Mike Wallace to bring them within a touchdown, 20-13. Prater added to the lead on the Broncos' ensuing possession, connecting on a 35-yard field goal to give Denver a 10-point cushion.

After Broncos running back Willis McGahee was stripped by Pittsburgh safety Ryan Mundy near midfield late in the game, Pittsburgh quarterback Ben Roethlisberger took advantage of the field position, finding wide receiver Jerrieco Cotchery for a 31-yard touchdown to knot the score at 23-23. Pittsburgh threatened once more in the final minute of regulation, but a sack of Roethlisberger by defensive end Robert Ayers ended the drive and sent the game into overtime.

On the first play in the extra frame, Thomas broke free for a completion over the middle and rumbled 80 yards for the longest game-ending play in overtime in postseason history to secure a 29-23 victory.

OFFICIALS:

Referee — Ron Winter (14); **Umpire** — Richard Hall (49); **Head Linesman** — Julian Mapp (52); **Line Judge** — Gary Arthur (108); **Side Judge** — Ronald Torbert (62); **Field Judge** — Scott Steenson (88); **Back Judge** — Richard Reels (83); **Replay** — Carl Madsen.

DENVER BRONCOS

OFFENSE

WR 87 E. Decker
WR 88 D. Thomas
LT 78 R. Clady
LG 64 Z. Beadles
C 50 J. Walton
RG 71 R. Hochstein
TE 74 O. Franklin
TE 86 D. Fells
WR 19 E. Royal
QB 15 T. Tebow
RB 23 W. McGahee

DEFENSE

DE 56 R. Ayers
NT 77 B. Bunkley
DT 79 M. Thomas
RDE 92 E. Dumervil
SLB 58 V. Miller
MLB 51 J. Mays
WLB 55 D. Williams
LCB 24 C. Bailey
RCB 21 A. Goodman
FS 30 D. Bruton
SS 28 Q. Carter

BRONCOS SUBSTITUTIONS: P 4 B.Colquhitt, K 5 M.Prater, WR 12 M.Willis, CB 25 C.Harris, CB 29 J.WilHITE, CB 32 T.Carter, RB 35 L.Ball, S 36 R.Bush, RB 37 J.Johnson, WLB 52 W.Woodyard, MLB 56 N.Irving, MLB 57 M.Haggan, LB 59 B.Ivuh, G 65 M.Ramirez, LS 66 L.Paxton, T 75 C.Clark, T 76 T.Hills, TE 81 D.Rosario, TE 85 V.Green, DE 90 J.Hunter, DT 96 M.Unrein, DT 98 R.McBean, **DID NOT PLAY:** QB 9 B.Quinn, S 26 R.Moore, **INACTIVE:** S 20 B.Dawkins, FB 40 A.Sylvester, FB 46 S.Larsen, LB 53 M.Mohamed, T 72 R.Harris, TE 80 J.Thomas, DE 95 D.Harvey.

PITTSBURGH STEELERS

OFFENSE

LT 78 M. Starks
LG 68 C. Kemoeatu
C 64 D. Legursky
RG 73 R. Foster
RT 77 M. Gilbert
TE 83 H. Miller
TE 82 W. Saunders
RB 33 I. Redman
FB 85 D. Johnson
QB 7 B. Roethlisberger
WR 17 M. Wallace

DEFENSE

DE 96 Z. Hood
NT 98 C. Hampton
DE 99 B. Keisel
LOLB 56 L. Woodley
LILB 51 J. Farrior
RILB 94 L. Timmons
ROLB 92 J. Harrison
LCB 22 W. Gay
FS 29 R. Mundy
SS 43 T. Polamalu
RCB 24 I. Taylor

STEELERS SUBSTITUTIONS: K 6 S.Suisham, P 13 J.Kapinos, CB 20 B.McFadden, CB 23 K.Lewis, S 26 W.Allen, RB 30 C.Spahn, CB 37 A.Madison, RB 38 J.Clary, S 42 D.Cromartie-Smith, LB 50 L.Foote, LB 55 S.Sylvester, LS 60 G.Warren, OT 72 J.Scott, OG 79 T.Essex, WR 81 A.Battle, WR 84 A.Brown, WR 86 H.Ward, WR 88 E.Sanders, WR 89 J.Cotchery, NT 90 S.McLendon, LB 93 J.Worlds, DE 97 C.Heyward, **DID NOT PLAY:** QB 10 D.Dixon, QB 16 C.Batch, **DID NOT PLAY:** QB 10 D.Dixon, QB 16 C.Batch, **INACTIVE:** RB 21 M.Moore, S 25 R.Clark, CB 28 C.Allen, C 53 M.Pouncey, LB 57 M.Ivry, DE 65 A.Woods, OT 69 J.Meredith.

		1	2	3	4	OT	TOTAL	FIELD GOALS (made () & missed)		
VISITOR	Pittsburgh Steelers	6	0	7	10	0	23	S. Suisham	(45)	(38) (37)
HOME	Denver Broncos	0	20	0	3	6	29	M. Prater	(20)	(28) (35)

Team	Qtr	Clock Time	PLAY DESCRIPTION (Extra Point) (Drive Info)	SCORE	
				Visitor	Home
STEELERS	1	11:14	S. Suisham 45 yd. Field Goal (8-53, 3:46)	3	0
STEELERS	1	0:23	S. Suisham 38 yd. Field Goal (12-47, 5:50)	6	0
BRONCOS	2	13:24	E. Royal 30 yd. pass from T. Tebow (M. Prater kick) (5-80, 1:59)	6	7
BRONCOS	2	10:36	T. Tebow 8 yd. run (M. Prater kick) (4-73, 2:18)	6	14
BRONCOS	2	7:30	M. Prater 20 yd. Field Goal (4-16, 1:44)	6	17
BRONCOS	2	1:05	M. Prater 28 yd. Field Goal (8-59, 4:04)	6	20
STEELERS	3	4:29	M. Wallace 1 yd. run (S. Suisham kick) (11-87, 5:56)	13	20
BRONCOS	4	13:10	M. Prater 35 yd. Field Goal (12-63, 6:19)	13	23
STEELERS	4	9:59	S. Suisham 37 yd. Field Goal (7-61, 3:11)	16	23
STEELERS	4	3:48	J. Cotchery 31 yd. pass from B. Roethlisberger (S. Suisham kick) (7-55, 3:47)	23	23
BRONCOS	5	14:49	D. Thomas 80 yd. pass from T. Tebow (1-80, 0:11)	23	29

FINAL INDIVIDUAL STATISTICS

Pittsburgh Steelers										Denver Broncos															
RUSHING	ATT	YDS	AVG	LG	TD					RUSHING	ATT	YDS	AVG	LG	TD										
I. Redman	17	121	7.1	32	0					W. McGahee	19	61	3.2	11	0										
A. Brown	1	18	18.0	18	0					T. Tebow	10	50	5.0	11	1										
B. Roethlisberger	3	15	5.0	9	0					L. Ball	4	11	2.8	5	0										
J. Clay	1	1	1.0	1	0					E. Decker	1	9	9.0	9	0										
M. Wallace	1	1	1.0	1	1																				
TOTAL	23	156	6.8	32	1					TOTAL	34	131	3.9	11											
PASSING	ATT	CMP	YDS	YD	TD	LG	IN	Rtg.					TKD/Y	TD	LG	IN	Rtg.								
B. Roethlisberger	40	22	289	5/45	1	33	1	75.9					T. Tebow	21	10	316	0/0	2	80	0	125.6				
TOTAL	40	22	289	5/45	1	33	1	75.9					TOTAL	21	10	316	0/0	2	80	0	125.6				
PASS RECEIVING			NO	YDS	AVG	LG	TD					PASS RECEIVING			NO	YDS	AVG	LG	TD						
E. Sanders			6	81	13.5	18	0					D. Thomas			4	204	51.0	80	1						
A. Brown			5	70	14.0	25	0					E. Royal			3	49	16.3	30	1						
H. Miller			5	60	12.0	33	0					D. Fells			2	57	28.5	40	0						
M. Wallace			3	26	8.7	17	0					L. Ball			1	6	6.0	6	0						
I. Redman			2	21	10.5	12	0																		
J. Cotchery			1	31	31.0	31	1																		
TOTAL			22	289	13.1	33	1					TOTAL			10	316	31.6	80	2						
INTERCEPTIONS			NO	YDS	AVG	LG	TD					INTERCEPTIONS			NO	YDS	AVG	LG	TD						
												Q. Carter			1	9	9.0	9	0						
TOTAL			0	0	0.0	0	0					TOTAL			1	9	9.0	9	0						
PUNTING	NO	YDS	AVG	NET	TB	IN20	LG					PUNTING	NO	YDS	AVG	NET	TB	IN20	LG						
J. Kapinos	4	184	46.0	39.3	0	2	62					B. Colquitt	4	164	41.0	41.0	0	1	50						
TOTAL	4	184	46.0	39.3	0	2	62					TOTAL	4	164	41.0	41.0	0	1	50						
PUNT RETURNS	NO	YDS	AVG	FC	LG	TD					PUNT RETURNS	NO	YDS	AVG	FC	LG	TD								
A. Brown	0	0	0.0	3	—	0					E. Royal	3	27	9.0	1	18	0								
[DOWNED]	1	0	0.0	0	—	0																			
RETURNS	0	0	0.0	3	—	0					RETURNS	3	27	9.0	1	18	0								
KICKOFF RETURNS	NO	YDS	AVG	FC	LG	TD					KICKOFF RETURNS	NO	YDS	AVG	FC	LG	TD								
[TOUCHBACK]	6	0	0.0	0	—	0					M. Willis	1	19	19.0	0	19	0								
RETURNS	0	0	0.0	0	—	0					[TOUCHBACK]	6	0	0.0	0	0	0								
RETURNS	0	0	0.0	0	—	0					RETURNS	1	19	19.0	0	19	0								
Pittsburgh Steelers	Own	Fumbles	Lost	Rec.	Yds	TD	FF	Rec.	Yds	TD	Out Bnds	Denver Broncos	Own	Fumbles	Lost	Rec.	Yds	TD	FF	Rec.	Yds	TD	Out Bnds		
B. Roethlisberger	1	0	1	0	0	0	0	0	0	0	0	W. McGahee	2	1	0	0	0	0	0	0	0	0	0		
D. Legursky	1	0	0	-23	0	0	0	0	0	0	0	J. Walton	0	0	1	0	0	0	0	0	0	0	0		
H. Miller	0	0	1	0	0	0	0	0	0	0	0	E. Dumervil	0	0	0	0	0	1	0	0	0	0	0		
R. Mundy	0	0	0	0	0	0	2	0	0	0	0														
L. Woodley	0	0	0	0	0	0	0	1	0	0	0														
TOTAL	2	0	2	-23	0	0	2	1	0	0	0	TOTAL	2	1	1	0	0	1	0	0	0	0	0		

FINAL TEAM STATISTICS

	STEELERS		BRONCOS			STEELERS		BRONCOS	
TOTAL FIRST DOWNS	21	18	FGs - PATs Had Blocked		0-0	0-0			
By Rushing	9	6	Net Punting Average		39.3	41.0			
By Passing	11	9	TOTAL RETURN YARDAGE (Not Including Kickoffs)		0	36			
By Penalty	1	3	No. and Yards Punt Returns		0-0	3-27			
THIRD DOWN EFFICIENCY	7-16-44%	3-10-30%	No. and Yards Kickoff Returns		0-0	1-19			
FOURTH DOWN EFFICIENCY	0-1-0%	0-0-0%	No. and Yards Interception Returns		0-0	1-9			
TOTAL NET YARDS	400	447	PENALTIES Number and Yards		6-61	5-30			
Total Offensive Plays (inc. times thrown passing)	68	55	FUMBLES Number and Lost		2-0	2-1			
Average gain per offensive play	5.9	8.1	TOUCHDOWNS		2	3			
NET YARDS RUSHING	156	131	Rushing		1	3			
Total Rushing Plays	23	34	Passing		1	2			
Average gain per rushing play	6.8	3.9	EXTRA POINTS Made-Attempts		2-2	2-2			
Tackles for a loss-number and yards	0-0	2-4	Kicking Made-Attempts		2-2	2-2			
NET YARDS PASSING	244	316	FIELD GOALS Made-Attempts		3-3	3-3			
Times thrown - yards lost attempting to pass	5-45	0-0	RED ZONE EFFICIENCY		1-2-50%	1-4-25%			
Gross yards passing	289	316	GOAL TO GO EFFICIENCY		0	1-1-100%		0-1-0%	
PASS ATTEMPTS-COMPLETIONS-HAD INTERCEPTED	40-22-1	21-10-0	SAFETIES		0	0			
Avg gain per pass play (inc.# thrown passing)	5.4	15.0	FINAL SCORE		23	29			
KICKOFFS Number-In End Zone-Touchbacks	7-7-6	6-6-6	TIME OF POSSESSION		31:06				
PUNTS Number and Average	4-46.0	4-41.0	29:05						
Had Blocked	0	0							



Pittsburgh 34, Denver 17

Sunday, Jan. 22, 2006 • 1:08 p.m. MST • INVESCO Field at Mile High • Denver

WEATHER: Sunny, 34° (wind chill 18°), Wind SE 11 mph • TIME: 3:03 • ATTENDANCE: 76,775

2005 AFC Championship Game

The Denver Broncos' 2005 season ended one game short of Super Bowl XL with a 34-17 loss to the Pittsburgh Steelers in the AFC Championship Game at INVESCO Field at Mile High in front of 76,775 fans.

The Broncos' defeat was their first ever at home in an AFC title game as the team entered its contest against Pittsburgh 4-0 in those situations. The loss snapped Denver's 11-game overall home winning streak and was only the Broncos' third defeat in their 15 all-time home postseason playoff games.

A week after forcing five turnovers to beat the Patriots in the Divisional Round, Denver recorded four giveaways against the Steelers. Pittsburgh scored 24 points off two interceptions and two fumbles by the Broncos, who surrendered only 27 points off giveaways during the entire 2005 regular season.

Pittsburgh converted 10-of-16 third-down attempts (62.5%), including eight of its first nine such attempts, to take control of the game. Quarterback Ben Roethlisberger compiled a 124.9 passer rating, throwing for 275 yards with two touchdowns and no interceptions to lead Pittsburgh to its sixth Super Bowl.

Broncos quarterback Jake Plummer completed 18-of-30 passes (60.0%) for 223 yards with one touchdown and two interceptions. Denver wide receiver Rod Smith caught four passes for 61 yards (15.3 avg.), becoming the Broncos' all-time leader in career postseason receptions (49).

The Steelers scored the game's first points on a 47-yard field goal by Jeff Reed at 4:11 of the first quarter. Pittsburgh extended its lead to 10-0 on a 12-yard touchdown grab by wide receiver Cedric Wilson at 14:54 of the second quarter.

Jason Elam's 23-yard field goal on Denver's next drive trimmed the Broncos' deficit, but the Steelers went ahead 17-3 on a 3-yard touchdown run by Jerome Bettis with 1:55 left in the first half.

Plummer was intercepted on the first play of Denver's ensuing series. The turnover proved costly as wide receiver Hines Ward caught a 17-yard touchdown pass with seven seconds remaining in the first half to put Denver behind 24-3.

Plummer moved the Broncos within 14, 24-10, on a 30-yard touchdown pass to wide receiver Ashley Lelie with 3:36 left in the third quarter. Denver also closed its deficit to 10, 27-17, on a 3-yard touchdown run by Mike Anderson with 7:52 left in the game.

The Steelers sealed the win on Roethlisberger's 4-yard touchdown run at 2:59 of the fourth quarter.

OFFICIALS:

Referee — Terry McAulay (77); **Umpire** — Scott Dawson (70); **Head Linesman** — Derrick Bowers (74); **Line Judge** — Mark Steinkirchner (84); **Side Judge** — Doug Toole (4); **Field Judge** — Gene Steratore (114); **Back Judge** — Keith Ferguson (61); **Replay** — Bob McGrath/Dean Blandino.

DENVER BRONCOS

OFFENSE

WR 80 R. Smith
LT 78 M. Lepsis
LG 50 B. Hamilton
C 66 T. Nalen
RG 65 C. Carlisle
RT 72 G. Foster
TE 82 S. Alexander
TE 84 W. Duke
QB 16 J. Plummer
RB 38 M. Anderson
FB 39 K. Johnson

DEFENSE

LE 98 C. Brown
LT 96 M. Myers
RT 61 G. Warren
RE 93 T. Pryce
WLB 52 I. Gold
MLB 56 A. Wilson
SLB 55 DJ. Williams
LCB 24 C. Bailey
RCB 22 D. Foxworth
SS 25 N. Ferguson
FS 47 J. Lynch

BRONCOS SUBSTITUTIONS: K 1 J. Elam, P 10 T. Sauerbrun, WR 14 T. Devoe, RB 26 T. Bell, CB 27 Da. Williams, RB 33 R. Dayne, RB 37 C. Sapp, S 40 C. Cox, CB 41 K. Paymah, S 42 S. Brandon, LB 51 K. Burns, LB 53 L. Green, LB 54 P. Chukwurah, C/G 62 C. Myers, T 74 C. Green, WR 81 C. Adams, TE/LS 83 M. Leach, WR 85 A. Lelie, TE 88 J. Putzier, DE 91 E. Ekuban, DE 95 M. Coleman, DT 97 D. Veal. **DID NOT PLAY:** QB 11 B. Van Pelt. **INACTIVE:** WR 13 D. Terrell, WR 17 D. Watts, S 21 H. Abdullah, CB 45 R. Alexander, G 59 T. Whitley, DE 60 J. Engelberger, DT 75 M. Pope, TE 89 N. Jackson.

PITTSBURGH STEELERS

OFFENSE

SE 82 A. Randle El
LT 77 M. Smith
LG 66 A. Faneca
C 64 J. Hartings
RG 73 K. Simmons
RT 78 M. Starks
TE 83 H. Miller
HB 39 W. Parker
FB 35 D. Kreider
QB 7 B. Roethlisberger
WR 86 H. Ward

DEFENSE

DE 91 A. Smith
NT 98 C. Hampton
DE 67 K. von Oelhoffen
LOLB 53 C. Haggans
LILB 51 J. Farrior
RILB 50 L. Foote
ROLB 55 J. Porter
LCB 24 I. Taylor
FS 28 C. Hope
SS 43 T. Polamalu
RCB 26 D. Townsend

STEELERS SUBSTITUTIONS: K 3 J. Reed, P 17 C. Gardocki, CB 20 B. McFadden, CB 21 R. Colclough, S 23 T. Carter, CB 29 C. Iwuoma, S 31 M. Logan, RB 34 V. Haynes, RB 36 J. Bettis, LB 54 R. Wallace, C 56 C. Okobi, LB 57 C. Kriewaldt, LS 60 G. Warren, T 72 B. Brooks, DT 8 C. Hoke, WR 80 C. Wilson, WR 81 S. Morey, TE 84 J. Tuman, WR 85 N. Washington, WR 90 T. Kirschke, LB 94 A. Frazier, DE 99 B. Keisel. **DID NOT PLAY:** QB 16 C. Batch. **INACTIVE:** 30B 8 T. Maddox, RB 22 D. Staley, CB 27 W. Williams, G 68 C. Kemoatu, T 79 T. Essex, WR 89 L. Mays, LB 92 J. Harrison, DE 96 S. Nua.

			1	2	3	4	OT	TOTAL	FIELD GOALS (made () & missed)
VISITOR	Pittsburgh Steelers		3	21	0	10	—	34	A. Vinatieri (40) (32) 43WR
HOME	Denver Broncos		0	3	7	7	—	17	J. Elam (23)


Team	Qtr	Clock Time	PLAY DESCRIPTION (Extra Point) (Drive Info)	SCORE Visitor	Home
STEELERS	1	4:11	J. Reed 47 yd. Field Goal (12-62, 6:29)	3	0
STEELERS	2	14:54	C. Wilson 12 yd. pass from B. Roethlisberger (J. Reed, kick) (5-39, 2:53)	10	0
BRONCOS	2	9:23	J. Elam 23 yd. Field Goal (12-55, 5:31)	10	3
STEELERS	2	1:55	J. Bettis 3 yd. run (J. Reed, kick) (14-80, 7:28)	17	3
STEELERS	2	0:07	H. Ward 17 yd. pass from B. Roethlisberger (J. Reed, kick) (4:38, 1:41)	24	3
BRONCOS	3	3:36	A. Lelie 30 yd. pass from J. Plummer (J. Elam, kick) (5-80, 2:24)	24	10
STEELERS	4	13:38	J. Reed 42 yd. Field Goal (8-47, 4:58)	27	10
BRONCOS	4	7:52	M. Anderson 3 yd. run (J. Elam, kick) (7-85, 3:47)	27	17
STEELERS	4	2:59	B. Roethlisberger 4 yd. run (J. Reed, kick) (5-17, 1:53)	34	17

FINAL INDIVIDUAL STATISTICS														
Pittsburgh Steelers							Denver Broncos							
RUSHING	ATT	YDS	AVG	LG	TD		RUSHING	ATT	YDS	AVG	LG	TD		
J. Bettis	15	39	2.6	7	1		M. Anderson	9	36	4.0	7	1		
W. Parker	14	35	2.5	14	0		T. Bell	5	31	6.2	11	0		
B. Roethlisberger	3	12	4.0	6	1		J. Plummer	7	30	4.3	8	0		
H. Ward	1	4	4.0	4	0									
TOTAL	33	90	2.7	14	2		TOTAL	21	97	4.6	11	1		

TKD/									TKD/								
PASSING	ATT	CMP	YDS	YD	TD	LG	IN	Rtg.	PASSING	ATT	CMP	YDS	YD	TD	LG	IN	Rtg.
B. Roethlisberger	29	21	275	2/7	2	30	0	124.9	J. Plummer	30	18	223	3/12	1	38	2	66.4
TOTAL	29	21	275	2/7	2	30	0	124.9	TOTAL	30	18	223	3/12	1	38	2	66.4
PASS RECEIVING			NO	YDS	AVG	LG	TD		PASS RECEIVING			NO	YDS	AVG	LG	TD	
C. Wilson			5	92	18.4	30	1		T. Bell			5	28	5.6	9	0	
H. Ward			5	59	11.8	21	1		R. Smith			4	61	15.3	32	0	
A. Randle El			4	52	13.0	20	0		J. Putzier			4	55	13.8	19	0	
W. Parker			3	20	6.7	8	0		M. Anderson			3	11	3.7	13	0	
H. Miller			2	31	15.5	24	0		A. Lelie			2	68	34.0	38	1	
N. Washington			1	13	13.0	13	0										
V. Haynes			1	8	8.0	8	0										
TOTAL			21	275	13.1	30	2		TOTAL			18	223	12.4	38	1	
INTERCEPTIONS			NO	YDS	AVG	LG	TD		INTERCEPTIONS			NO	YDS	AVG	LG	TD	
L. Foote			1	14	14.0	14	0										
I. Taylor			1	1	1.0	1	0										
TOTAL			2	15	7.5	14	0		TOTAL			0	0	0.0	—	0	
PUNTING		NO	YDS	AVG	NET	TB	IN20	LG	PUNTING		NO	YDS	AVG	NET	TB	IN20	LG
C. Gardocki		4	148	37.0	32.0	1	2	41	T. Sauerbrun		2	87	43.5	37.0	0	1	51
TOTAL		4	148	37.0	32.0	1	2	41	TOTAL		2	87	43.5	37.0	0	1	51
PUNT RETURNS		NO	YDS	AVG	FC	LG	TD		PUNT RETURNS		NO	YDS	AVG	FC	LG	TD	
A. Randle El		1	13	13.0	1	13	0		C. Adams		0	0	0.0	2	—	0	
									[DOWNED]		1	0	0.0	0	—	0	
									[TOUCHBACK]		1	0	0.0	0	—	0	
RETURNS		1	13	13.0	1	13	0		RETURNS		0	0	0.0	2	—	0	
KICKOFF RETURNS		NO	YDS	AVG	FC	LG	TD		KICKOFF RETURNS		NO	YDS	AVG	FC	LG	TD	
I. Taylor		2	42	21.0	0	22	0		C. Adams		4	110	27.5	0	47	0	
[OUT OF BOUNDS]		1	0	0	0	0	0		C. Sapp		1	11	11.0	0	11	0	
[TOUCHBACK]		1	0	0	0	0	0		[OUT OF BOUNDS]		1	0	0.0	0	0	0	
									[TOUCHBACK]		1	0	0.0	0	0	0	
RETURNS		2	42	21.0	0	22	0		RETURNS		5	121	24.2	0	47	0	
Pittsburgh Steelers									Denver Broncos								
FUMBLE	Fum	Lost	Own Rec.	Yds	TD	FF	Opp. Rec.	Yds	TD	Bnds	FUMBLE	Fum	Lost	Own Rec.	Yds	TD	Bnds
W. Parker	1	0	0	0	0	0	0	0	0	1	J. Plummer	2	2	0	0	0	0
B. Keisel	0	0	0	0	0	1	0	0	0	0	N. Ferguson	0	0	0	0	0	0
J. Porter	0	0	0	0	0	1	0	0	0	0							
C. Hampton	0	0	0	0	0	0	1	0	0	0							
T. Kirschke	0	0	0	0	0	0	1	0	0	0							
TOTAL	1	0	0	0	0	2	2	0	0	1	TOTAL	2	2	0	0	0	0

FINAL TEAM STATISTICS														
STEELERS							BRONCOS							
TOTAL FIRST DOWNS	20						16							
By Rushing	5						5							
By Passing	15						8							
By Penalty	0						3							
THIRD DOWN EFFICIENCY	10-16-63%						5-11-45%							
FOURTH DOWN EFFICIENCY	0-0-0%						2-3-67%							
TOTAL NET YARDS	358						308							
Total Offensive Plays (inc. times thrown passing)	64						54							
Average gain per offensive play	5.6						5.7							
NET YARDS RUSHING	90						97							
Total Rushing Plays	33						21							
Average gain per rushing play	2.7						4.6							
Tackles for a loss – number and yards	5-7						0-0							
NET YARDS PASSING	268						211							
Times thrown – yards lost attempting to pass	2-7						3-12							
Gross yards passing	275						223							
PASS ATTEMPTS-COMPLETIONS-HAD INTERCEPTED	29-21-0						30-18-2							
Average gain per pass play (inc. # thrown passing)	8.6						6.4							
KICKOFFS Number-In End Zone-Touchbacks	7-2-1						4-1-1							
PUNTS Number and Average	4-37.0						2-43.5							
Had Blocked	0						0							
FGs – PATs Had Blocked	0-0						0-0							
Net punting average	32.0						37.0							
TOTAL RETURN YARDAGE (Not Including Kickoffs)	28						0							
No. and Yards Punt Returns	1-13						0-0							
No. and Yards Kickoff Returns	2-42						5-121							
No. and Yards Interception Returns	2-15						0-0							
PENALTIES Number and Yards	8-61						4-20							
FUMBLES Number and Lost	1-0						2-2							
TOUCHDOWNS	4						2							
Rushing	2						1							
Passing	2						1							
Interceptions	0						0							
EXTRA POINTS Made-Attempts	4-4						2-2							
Kicking Made-Attempts	4-4						2-2							
FIELD GOALS Made-Attempts	2-2						1-1							
RED ZONE EFFICIENCY	4-5-80%						1-2-50%							
GOAL TO GO EFFICIENCY	2-2-100%						1-1-100%							
SAFETIES	0						0							
FINAL SCORE	34						17							
TIME OF POSSESSION	36:07						23:53							

BRONCOS DEFENSIVE STATISTICS																	
(based on coaches' film review)																	
PLAYER	UT	A	TT	S-YDS	I-YDS	PD	FF	FR	PLAYER	UT	A	TT	S-YDS	I-YDS	PD	FF	FR
D. Foxworth	8	3	11	0-0	0-0	1	0	0	J. Lynch	3	1	4	0-0	0-0	1	0	0
D.J. Williams	5	5	10	0.5-3.5	0-0	0	0	0	S. Brandon	2	1	3	0-0	0-0	0	0	0
N. Ferguson	5	4	9	0-0	0-0	1	1	0	C. Bailey	1	2	3	0-0	0-0	1	0	0
M. Myers	7	1	8	1-0	0-0	0	0	0	T. Pryce	1	2	3	0.5-3.5	0-0	0	0	0
M. Coleman	6	0	6	0-0	0-0	0	0	0	D. Veal	1	0	1	0-0	0-0	0	0	0
A. Wilson	5	1	6	0-0	0-0	0	0	0	Da. Williams	1	0	1	0-0	0-0	0	0	0
G. Warren	2	3	5	0-0	0-0	0	0	0	TEAM TOTALS	55	27	82	2-7	0-0	4	1	0
C. Brown	4	0	4	0-0	0-0	0	0	0									
E. Ekuban	2	2	4	0-0	0-0	0	0	0									
I. Gold	2	2	4	0-0	0-0	0	0	0									



Denver 27, New England 13

Saturday, Jan. 14, 2006 • 6:16 p.m. MST • INVESCO Field at Mile High • Denver

WEATHER: Partly Cloudy, 54°, Wind SE 3 mph • TIME: 3:15 • ATTENDANCE: 76,238

2005 AFC Divisional Playoff Game

The Denver Broncos ended the New England Patriots' NFL-record 10-game postseason winning streak with a 27-13 victory in an AFC Divisional Playoff Game in front of 76,238 fans at INVESCO Field at Mile High.

The Broncos' win against the two-time defending Super Bowl champions was their first playoff victory since the 1998 season and first ever at INVESCO Field at Mile High. Denver forced five turnovers against the Patriots, totaling two interceptions and three fumble recoveries that led to their first 24 points scored.

Broncos cornerback Champ Bailey recorded the longest non-scoring interception return and second-longest overall interception return in NFL postseason history with a key 100-yard return late in the third quarter. Bailey's play ended a potential go-ahead scoring drive by the Patriots and set up a touchdown to give the Broncos a 17-6 lead entering the final period.

Denver quarterback Jake Plummer completed 15-of-26 passes (57.7%) for 197 yards with one touchdown and one interception. Wide receiver Rod Smith (96 yds., 1 TD) became Denver's all-time playoff leader in receiving yards and kicker Jason Elam (2 FGs, 9 pts.) became its all-time leading scorer in the postseason with their performances against the Patriots.

The game was scoreless for the first quarter-and-a-half before Adam Vinatieri's 40-yard field goal put the Patriots ahead 3-0 at 3:48 of the second quarter. A 40-yard pass interference penalty drawn by Broncos wide receiver Ashley Lelie in the end zone with less than two minutes remaining in the first half led to a 1-yard scoring run by Mike Anderson to give Denver a 7-3 lead.

On the ensuing kickoff, Broncos punter Todd Sauerbrun forced a fumble that Denver recovered to set up a 50-yard field goal by Elam to put the Broncos ahead 10-3 at halftime.

Vinatieri's 32-yard field goal at 7:49 of the third quarter narrowed Denver's lead to 10-6, but a costly turnover by the Patriots halted their comeback attempt. Bailey intercepted Tom Brady in the end zone with 1:03 left in the third quarter to end a potential go-ahead touchdown drive. After Bailey was forced out of bounds at the 1-yard line following his 100-yard return, Anderson scored on a run to put Denver up 17-6.

Plummer's 4-yard touchdown pass to Smith at 8:38 of the fourth quarter extended the Broncos' lead to 24-6. A Patriots touchdown moved the team to within 11, 24-13, with 8:05 left to play, but Elam's 34-yard field goal on Denver's next drive sealed the Broncos' victory.

OFFICIALS:

Referee — Jeff Triplett (42); **Umpire** — Jeff Rice (44); **Head Linesman** — Tony Veteri (36); **Line Judge** — Jeff Seeman (45); **Side Judge** — Greg Meyer (78); **Field Judge** — Duke Carroll (11); **Back Judge** — Gregory Steed (12); **Replay** — Bob Boylston

DENVER BRONCOS

OFFENSE

WR 80 R. Smith
LT 78 M. Lepsis
LG 50 B. Hamilton
C 66 T. Nalen
RG 65 C. Carlisle
RT 72 G. Foster
TE 82 S. Alexander
WR 85 A. Lelie
QB 16 J. Plummer
RB 38 M. Anderson
FB 39 K. Johnson

DEFENSE

LE 98 C. Brown
LT 96 M. Myers
RT 61 G. Warren
RE 93 T. Pryce
WL 52 I. Gold
MLB 56 A. Wilson
SLB 55 DJ. Williams
LCB 24 C. Bailey
RCB 22 D. Foxworth
SS 25 N. Ferguson
FS 47 J. Lynch

BRONCOS SUBSTITUTIONS: K 1 J. Elam, P 10 T. Sauerbrun, WR 14 T. Devoe, RB 26 T. Bell, CB 27 Da. Williams, RB 33 R. Dayne, RB 37 C. Sapp, S 40 C. Cox, CB 41 K. Paymah, S 42 S. Brandon, LB 51 K. Burns, LB 53 L. Green, LB 54 P. Chukwurah, C/G 62 C. Myers, T 74 C. Green, WR 81 C. Adams, TE/LS 83 M. Leach, TE 84 W. Duke, TE 88 J. Putzier, DE 91 E. Ekuban, DE 95 M. Coleman, DT 97 D. Veal. **DID NOT PLAY:** QB 11 B. Van Pelt. **INACTIVE:** WR 13 D. Terrell, WR 17 D. Watts, S 21 H. Abdullah, CB 45 R. Alexander, G 59 T. Whitley, DE 60 J. Engelberger, DT 75 M. Pope, TE 89 N. Jackson.

NEW ENGLAND PATRIOTS

OFFENSE

WR 83 D. Branch
LT 68 T. Ashworth
LG 70 L. Mankins
C 71 R. Hochstein
G 61 S. Neal
RT 76 B. Gorin
TE 82 D. Graham
WR 87 D. Givens
QB 12 T. Brady
RB 28 C. Dillon
TE 84 B. Watson

DEFENSE

LE 94 T. Warren
NT 75 V. Wilfork
RE 93 R. Seymour
OLB 55 W. McGinest
ILB 54 T. Bruschi
ILB 50 M. Vabel
OLB 59 R. Colvin
LCB 22 A. Samuel
RCB 27 E. Hobbs
SS 25 A. Hawkins
FS 26 E. Wilson

PATRIOTS SUBSTITUTIONS: K 4 A. Vinatieri, P 8 J. Miller, WR 18 A. Davis, S 24 M. Stone, CB 32 H. Poteat, RB 33 K. Faulk, S 36 J. Sanders, FB 44 H. Evans, LB 51 D. Davis, LB 52 M. Beisel, LB 53 L. Izzo, LB 58 M. Chatham, LS 66 L. Paxton, OL 69 R. Tucker, G 74 B. Yates, WR 80 T. Brown, WR 86 T. Dwight, TE 88 C. Fauria, DE 91 M. Hill, LB 95 T. Banta-Cain, DL 97 J. Green, LB 98 C. Brown. **DID NOT PLAY:** QB 2 D. Flutie. **INACTIVE:** 30B 16 M. Cassel, WR 13 B. Childress, FB 35 P. Pass, G/C 64 G. Mruczkowski, T 77 N. Kaczur, WR 81 B. Johnson, DL 90 D. Klecko, DL 92 S. Thomas.

		1	2	3	4	OT	TOTAL
VISITOR	New England Patriots	0	3	3	7	—	13
HOME	Denver Broncos	0	10	7	10	—	27

FIELD GOALS (made () & missed)

A. Vinatieri (40) (32) 43WR
J. Elam (50) (34)

Team	Qtr	Clock Time	PLAY DESCRIPTION (Extra Point) (Drive Info)	SCORE Visitor	Home
PATRIOTS	2	3:48	A. Vinatieri 40 yd. Field Goal (7-67, 2:22)	3	0
BRONCOS	2	1:42	M. Anderson 1 yd. run (J. Elam, kick) (1-40, 0:09)	3	7
BRONCOS	2	0:43	J. Elam 50 yd. Field Goal (4-7, 0:50)	3	10
PATRIOTS	3	7:49	A. Vinatieri 32 yd. Field Goal (11-58, 5:32)	6	10
BRONCOS	3	0:43	M. Anderson 1 yd. run (J. Elam, kick) (1-1, 0:04)	6	17
BRONCOS	4	8:38	R. Smith 4 yd. pass from J. Plummer (J. Elam, kick) (3-15, 1:32)	6	24
PATRIOTS	4	8:05	D. Givens 4 yd. pass from T. Brady (A. Vinatieri, kick) (2-77, 0:33)	13	24
BRONCOS	4	3:20	J. Elam 34 yd. Field Goal (8-61, 4:45)	13	27

Denver Broncos

BRONCOS DEFENSIVE STATISTICS																	
(based on coaches' film review)																	
PLAYER	UT	A	TT	S-YDS	I-YDS	PD	FF	FR	PLAYER	UT	A	TT	S-YDS	I-YDS	PD	FF	FR
A. Wilson	6	3	9	0-0	0-0	2	0	0	C. Brown	4	0	4	0-0	0-0	1	1	0
D. Foxworth	5	4	9	0-0	0-0	0	0	0	C. Bailey	2	0	2	0-0	1-100	3	0	0
I. Gold	6	1	7	0-0	0-0	0	0	1	Da. Williams	2	0	2	0-0	0-0	0	0	0
D.J. Williams	5	2	7	0-0	0-0	0	0	0	T. Pryce	1	0	1	0-0	0-0	0	0	0
N. Ferguson	4	1	5	0-0	0-0	0	0	0	G. Warren	0	1	1	0-0	0-0	0	0	0
J. Lynch	4	1	5	0-0	1-5	2	0	0	TEAM TOTALS	39	13	52	0-0	2-105	8	1	1



Indianapolis 49, Denver 24

Sunday, Jan. 9, 2005 • 1:07 p.m. EDT • RCA Dome • Indianapolis

WEATHER: Indoors • ATTENDANCE: 56,609 • TIME: 3:06

2004 AFC Wild Card Playoff Game

Peyton Manning threw for 458 yards with four touchdowns while also running for a score to lead the Indianapolis Colts over the Denver Broncos 49-24 in an AFC Wild Card Playoff Game at the RCA Dome in front of 56,609 fans.

The Colts jumped out to a 14-0 first-quarter lead after Manning found James Munro for a 2-yard touchdown pass and running back Edgerrin James scored on a 1-yard run.

After Manning's second touchdown of the day, a 19-yard strike to tight end Dallas Clark, the Broncos' Jason Elam put Denver on the scoreboard with a 33-yard field goal.

The Colts' offense responded quickly, however, as Manning increased the lead to 35-3 with a 35-yard touchdown pass to Reggie Wayne and a 1-yard quarterback sneak in the closing seconds of the half.

The Broncos fought back in the third quarter when quarterback Jake Plummer capped off a 10-play, 71-yard drive with a 9-yard touchdown pass to Rod Smith.

After forcing the Colts to punt for just the second time all day, Plummer led Denver downfield once again and hit tight end Jeb Putzier for a 35-yard score. The touchdown concluded an 85-yard drive, cutting the Broncos' deficit to 35-17.

Indianapolis denied Denver any thoughts of coming back when Manning connected with Wayne for the second time in the game for a 43-yard touchdown pass early in the fourth quarter.

The Broncos scored their final points on a 1-yard touchdown run by Tatum Bell at 7:45 of the fourth quarter, but it was not enough to catch up to the potent Colts offense, which posted 530 total yards for the game.

Smith paced the Denver receivers with seven catches for 99 yards with one touchdown to give him 39 career postseason catches and move him past Ed McCaffrey (36) for third on the Broncos' all-time playoff list. Putzier finished the contest with 67 yards on three receptions, including the 35-yard touchdown.

Plummer completed 24-of-34 passes for 284 yards with two touchdowns while posting a passer rating of 103.1.

For the Colts, Manning's 458 passing yards were the most the Broncos ever yielded in a game and ranked as the second-most passing yards in a playoff game in NFL history. Wayne also posted an impressive day, catching 10 passes for 121 yards with two scores, while Clark added 112 yards on six receptions with one touchdown.

OFFICIALS:

Referee — Mike Carey (94); **Umpire** — Jim Quirk (5); **Head Linesman** — Ron Marinucci (107); **Line Judge** — Mark Periman (9); **Field Judge** — Scott Steenson (88); **Side Judge** — Larry Rose (128); **Back Judge** — Keith Ferguson (61); **Replay** — Tommy Moore.

DENVER BRONCOS

OFFENSE

WR 80 R. Smith
LT 78 M. Lepsis
LG 50 B. Hamilton
C 66 T. Nalen
RG 65 C. Carlisle
RT 72 G. Foster
TE 89 D. Carswell
WR 85 A. Lelie
QB 16 J. Plummer
RB 34 R. Droughns
FB 86 P. Hape

DEFENSE

LE 92 M. Coleman
LT 68 M. Fatafeh
RT 75 M. Pope
RE 98 R. Hayward
WLB 52 D. Williams
MLB 56 A. Wilson
SLB 59 D. Spragan
LCB 24 C. Bailey
RCB 31 K. Herndon
SS 28 K. Kennedy
FS 47 J. Lynch

BRONCOS SUBSTITUTIONS: K 1 J. Elam, P/K 6 J. Baker, WR 10 T. Luke, WR 17 D. Watts, S 25 N. Ferguson, RB 26 T. Bell, S 32 C. Young, RB 37 C. Sapp, CB 40 J. Shoate, S 42 S. Brandon, CB 45 R. Alexander, LB 53 L. Green, LB 55 P. Chukwurah, LB 58 T. Pierce, DT 61 E. Johnson, G 69 P.J. Alexander, WR 81 C. Adams, TE/LS 83 M. Leach, TE 88 J. Putzier, DE 95 A. Palepoi, DE 99 R. Johnson. **DID NOT PLAY:** QB 13 D. Kanell, T 74 C. Green. **INACTIVE:** 3QB 8 M. Mauck, FB 39 K. Johnson, LB 57 J. Sykes, G 62 D. Neil, G 63 T. Stuber, G 70 T. Clabo, DE 93 T. Pryce, DT/DE 67 D. Veal.

INDIANAPOLIS COLTS

OFFENSE

WR 87 R. Wayne
LT 78 T. Glenn
LG 64 R. DeMulling
C 63 J. Saturday
RG 73 J. Scott
RT 71 R. Diem
TE 81 M. Pollard
WR 88 M. Harrison
QB 18 P. Manning
RB 32 E. James
TE 44 D. Clark

DEFENSE

LE 79 R. Brock
LT 90 M. Reagor
RT 96 J. Williams
RE 93 D. Freney
LOLB 50 D. Thornton
MLB 94 R. Morris
ROLB 59 C. June
LCB 25 N. Harper
RCB 42 J. David
SS 21 B. Sanders
FS 28 I. Bashir

COLTS SUBSTITUTIONS: K 10 M. Gramatica, K 13 M. Vanderjagt, P 17 H. Smith, SS 20 M. Doss, RB 23 J. Munro, CB 26 W. Bacon, CB 27 V. Hutchins, CB 29 J. Jefferson, RB 33 D. Rhodes, SS 38 G. Sapp, SS 41 C. Bird, TE 48 J. Snow, C/G 56 T. Peko, LB 58 G. Brackett, DT 75 L. Triplett, OT 76 M. Freitas, TE 80 B. Hartsock, WR 83 B. Stokley, WR 86 T. Walters, LB 98 N. Rogers, DE 98 R. Mathis, DE 99 R. Sciolli. **DID NOT PLAY:** QB 12 J. Sorgi. **INACTIVE:** 3QB 5 T. Brown, FS 39 A. Floyd, LB 51 G. Gardner, LB 55 K. Pope, G/C 61 T. Hutton, OG 65 R. Lijia, WR 84 B. Pyatt, WR 85 A. Moorehead.

		1	2	3	4	OT	TOTAL		FIELD GOALS (made () & missed)
VISITOR	Denver Broncos	0	3	14	7	—	24		J. Elam (33)
HOME	Indianapolis Colts	14	21	0	14	—	49		

Team	Qtr	Clock Time	PLAY DESCRIPTION (Extra Point) (Drive Info)	SCORE Visitor Home
COLTS	1	7:23	J. Munro 2 yd. pass from P. Manning (M. Vanderjagt, kick) (9-76, 3:43)	0 7
COLTS	1	0:38	E. James 1 yd. run (M. Vanderjagt, kick) (8-87, 4:59)	0 14
COLTS	2	8:11	D. Clark 19 yd. pass from P. Manning (M. Vanderjagt, kick) (4-52, 1:42)	0 21
BRONCOS	2	5:19	J. Elam 33 yd. Field Goal (7-51, 2:52)	3 21
COLTS	2	4:29	R. Wayne 35 yd. pass from P. Manning (M. Vanderjagt, kick) (2-40, 0:50)	3 28
COLTS	2	0:06	P. Manning 1 yd. run (M. Vanderjagt, kick) (8-75, 3:07)	3 35
BRONCOS	3	9:01	R. Smith 9 yd. pass from J. Plummer (J. Elam, kick) (10-71, 5:59)	10 35
BRONCOS	3	1:10	J. Putzier 35 yd. pass from J. Plummer (J. Elam, kick) (9-85, 5:39)	17 35
COLTS	4	12:48	R. Wayne 43 yd. pass from P. Manning (M. Vanderjagt, kick) (6-80, 3:22)	17 42
BRONCOS	4	7:45	T. Bell 1 yd. run (J. Elam, kick) (10-57, 5:03)	24 42
COLTS	4	2:02	D. Rhodes 2 yd. run (M. Vanderjagt, kick) (9-45, 5:43)	24 49

Final Individual Statistics																					
Denver Broncos										Indianapolis Colts											
Rushing	Att	Yds	Avg	LG	TD					Rushing	Att	Yds	Avg	LG	TD						
T. Bell	12	49	4.1	15	1	E. James				18	63	3.5	11	1	D. Rhoads						
R. Droughns	8	29	3.6	6	0	P. Manning				5	12	2.4	6	1	J. Plummer						
J. Plummer	1	0	0.0	0	0					1	1	1.0	1	1							
TOTAL	21	78	3.7	15	1	TOTAL				24	76	3.2	11	3							
Passing	Att	Cmp	Yds	TKD/Y	TD	LG	In	Rtg.					Passing	Att	Cmp	Yds	TKD/Y	TD	LG	In	Rtg.
J. Plummer	34	24	284	3/24	2	35	1	103.1	P. Manning				33	27	458	1/4	4	49	1	145.7	
TOTAL	34	24	284	3/24	2	35	1	103.1	TOTAL				33	27	458	1/4	4	49	1	145.7	
Pass Receiving	No			Yds	Avg	LG	TD					Pass Receiving	No			Yds	Avg	LG	TD		
R. Smith	7			99	14.1	30	1	R. Wayne				10			221	22.1	49	2			
T. Bell	4			32	8.0	14	0	D. Clark				6			112	18.7	31	1			
R. Droughns	4			28	7.0	9	0	M. Harrison				4			51	12.5	24	0			
J. Putzler	3			67	22.3	35	1	B. Stokley				2			33	16.5	21	0			
A. Lelie	2			27	13.5	21	0	M. Pollard				2			28	14.0	25	0			
P. Hape	2			8	4.0	6	0	E. James				2			11	5.5	6	0			
D. Carswell	1			15	15.0	15	0	J. Mungro				1			2	2.0	2	1			
D. Watts	1			8	8.0	8	0														
TOTAL	24			284	11.8	35	2	TOTAL				27			458	16.9	49	4			
Interceptions	No			Yds	Avg	LG	TD					Interceptions	No			Yds	Avg	LG	TD		
K. Herndon	1			0	0.0	0	0	M. Doss				1			0	0.0	0	0			
TOTAL	1			0	0.0	0	0	TOTAL				1			0	0.0	0	0			
Punting	No	Yds	Avg	Net	TB	In20	LG					Punting	No	Yds	Avg	Net	TB	In20	LG		
J. Baker	4	150	37.5	35.3	0	1	46	H. Smith				2	76	38.0	38.5	0	2	39			
39																					
TOTAL	4	150	37.5	35.3	0	1	46	TOTAL				2	76	38.0	38.5	0	2	39			
Punt Returns	No	Yds	Avg	FC	LG	TD					Punt Returns	No	Yds	Avg	FC	LG	TD				
C. Adams	1	-1	-1.0	0	-1	0	T. Walters				1	9	9.0	2	9	0					
T. Luke	0	0	0.0	1	—	0	(DOWNED)				1	0	0.0	0	—	0					
RETURNS	1	-1	-1.0	0	-1	0	RETURNS				1	9	9.0	2	9	0					
Kickoff Returns	No	Yds	Avg	FC	LG	TD					Kickoff Returns	No	Yds	Avg	FC	LG	TD				
C. Sapp	4	86	21.5	0	25	0	D. Rhoads				1	36	36.0	0	36	0					
R. Droughns	2	36	18.0	0	26	0	J. Mungro				1	18	18.0	0	18	0					
T. Luke	1	41	41.0	0	41	0	(TOUCHBACK)				1	0	0.0	0	—	0					
C. Adams	1	25	25.0	0	25	0															
RETURNS	8	188	23.5	0	41	0	RETURNS				2	54	27.0	0	36	0					
Denver Broncos	Own		Opp.		Out						Indianapolis Colts	Own		Opp.		Out					
FUMBLES	Fum	Lost	Rec.	Yds	TD	FF	Rec.	Yds	TD	Bnds	FUMBLES	Fum	Lost	Rec.	Yds	TD	FF	Rec.	Yds	TD	Bnds
C. Adams	1	0	0	0	0	0	0	0	0	1	J. Snow	0	0	0	0	0	1	0	0	0	0
TOTAL	1																				

FINAL TEAM STATISTICS					
	BRONCOS		COLTS		
TOTAL FIRST DOWNS	18	27	FGs – PATs Had Blocked		0-0
By Rushing	4	7	Net punting average		35.3
By Passing	14	18	TOTAL RETURN YARDAGE (Not Including Kickoffs)		-1
By Penalty	0	2	No. and Yards Punt Returns		1 -1
THIRD DOWN EFFICIENCY	3-12-25%	7-10-70%	No. and Yards Kickoff Returns		8-188
FOURTH DOWN EFFICIENCY	2-2-100%	0-0-0%	No. and Yards Interception Returns		1-0
TOTAL NET YARDS	338	530	PENALTIES Number and Yards		5-24
Total Offensive Plays (inc. times thrown passing)	58	58	FUMBLES Number and Lost		1-0
Average gain per offensive play	5.8	9.1	TOUCHDOWNS		3
NET YARDS RUSHING	78	76	Rushing		3
Total Rushing Plays	21	24	Passing		2
Average gain per rushing play	3.7	3.2	Interceptions		0
Tackles for a loss – number and yards	2-3	0-0	EXTRA POINTS Made-Attempts		3-3
NET YARDS PASSING	260	454	Kicking Made-Attempts		3-3
Times thrown – yards lost attempting to pass	3-24	1-4	FIELD GOALS Made-Attempts		1-1
Gross yards passing	424	458	RED ZONE EFFICIENCY		2-3
PASS ATTEMPTS-COMPLETIONS-HAD INTERCEPTED	34-24-1	33-27-1	GOAL TO GO EFFICIENCY		1-1
Average gain per pass play (inc. # thrown passing)	7.0	13.3	SAFETIES		0
KICKOFFS Number-In End Zone-Touchbacks	5-1	8-0	FINAL SCORE		24
PUNTS Number and Average	4-37.5	2-38.0	TIME OF POSSESSION		30:42
Had Blocked	0	0			29:18

Broncos Defensive Statistics																	
Based on coaches' film review																	
Player	UT	A	TT	S-YDS	I-YDS	PD	FF	FR	Player	UT	A	TT	S-YDS	I-YDS	PD	FF	FR
K. Herndon	8	0	8	0-0	1-0	2	0	0	J. Lynch	3	1	4	0-0	0-0	0	0	0
C. Bailey	7	0	7	0-0	0-0	0	0	0	A. Palepoi	2	1	3	0-0	0-0	0	0	0
D. Williams	5	2	7	0-0	0-0	1	0	0	R. Hayward	2	0	2	1-4	0-0	0	0	0
R. Alexander	6	0	6	0-0	0-0	1	0	0	M. Pope	2	0	2	0-0	0-0	0	0	0
M. Coleman	5	1	6	0-0	0-0	0	0	0	R. Johnson	1	1	2	0-0	0-0	0	0	0
A. Wilson	4	2	6	0-0	0-0	0	0	0	M. Fatafehi	1	0	1	0-0	0-0	0	0	0
D. Spragan	2	3	5	0-0	0-0	0	0	0	TEAM TOTALS	51	12	63	1-4	1-0	4	0	0
K. Kennedy	3	1	4	0-0	0-0	0	0	0									



Indianapolis 41, Denver 10

Sunday, Jan. 4, 2004 • 4:35 p.m. EST • RCA Dome • Indianapolis

WEATHER: Indoors • ATTENDANCE: 56,586 • TIME: 2:39

2003 AFC Wild Card Playoff Game

Denver's 2003 season came to an end with a 41-10 loss to Indianapolis in an AFC Wild Card Playoff Game in front of 56,586 fans at the RCA Dome.

On the game's opening possession, Peyton Manning led the Colts 70 yards and capped the drive when he found Brandon Stokley for a 31-yard touchdown and an early lead. Denver answered on its first drive with a 49-yard Jason Elam field goal after penalties caused the drive to stall.

Late in the first quarter, Manning completed a pass to Marvin Harrison, who fell near the Colts' 29-yard line and after not being touched by a Broncos defender got up and ran the ball in for a touchdown and a 14-3 lead. With Denver unable to sustain a drive after picking up two holding penalties, Indianapolis took possession on its 20-yard-line after a Broncos punt. Manning engineered another successful touchdown drive (8 plays, 80 yards), culminating in a 23-yard touchdown pass to Harrison.

After another Denver punt, Manning hit Stokley in stride, and he raced 87 yards for a touchdown to give the Colts a 28-3 lead with less than two minutes remaining in the half. Denver began to mount a drive, but Plummer's pass intended for Rod Smith was intercepted by David Macklin and returned 21 yards to the Colts' 42-yard-line. Mike Vanderjagt's 27-yard field goal extended the Colts' lead to 31-3 at the half.

On Denver's first possession of the third quarter, Plummer connected with Rod Smith for a 34-yard reception, moving the Broncos to the Colts' 27-yard line before Elam's 46-yard field goal attempt was blocked. Indianapolis was able to add to its lead by capping a 64-yard drive with a 7-yard touchdown pass from Manning to Reggie Wayne.

Plummer—when hit from behind by Colts defensive end Dwight Freeney—fumbled on Denver's next possession, and the ball was recovered by Rob Morris on Denver's 20-yard line. Indianapolis settled for a 20-yard field goal that put it ahead 41-3. Midway through the fourth quarter after recovering a Colts fumble on its 38-yard-line, Denver finally found the end zone for the game's final score when Plummer connected with Smith for a 7-yard touchdown.

Plummer completed 23-of-30 passes for 181 yards with one touchdown but had a pair of interceptions. Clinton Portis led the Broncos with 68 rushing yards while Smith, Shannon Sharpe and Reuben Droughns each had five receptions.

OFFICIALS:

Referee — Johnny Grier (23); **Umpire** — Ed Coukart (71); **Head Linesman** — James Wilson (43); **Line Judge** — Jeff Bergman (32); **Field Judge** — Jim Saracino (58); **Side Judge** — Doug Rosenbaum (67); **Back Judge** — Scott Green (19); **Replay** — Dean Blandino.

DENVER BRONCOS

OFFENSE

WR 80	R. Smith
LT 74	E. Salaam
LG 50	B. Hamilton
C 66	T. Nalen
RG 62	D. Neil
RT 78	M. Lepsis
TE 84	S. Sharpe
WR 85	A. Lelie
QB 16	J. Plummer
RB 26	C. Portis
FB 34	R. Droughns

DEFENSE

LE 93	T. Pryce
LT 74	E. Salaam
RT 90	D. Holland
RE 92	B. Berry
WLB 59	D. Spragan
MLB 56	A. Wilson
SLB 33	J. Spencer
LCB 35	L. Walls
RCB 31	K. Herndon
SS 28	K. Kennedy
FS 42	S. Brandon

BRONCOS SUBSTITUTIONS: K 1 J. Elam, P/K 4 M. Knorr, WR 12 C. Adams, CB 21 S. Turner, RB 22 Q. Griffin, CB 23 W. Middlebrooks, S 32 C. Young, CB 33 J. Spencer, RB 38 M. Anderson, CB 47 R. McNeil, LB 53 J. Rutledge, LB 55 K. Burns, G/T 65 C. Carlisle, T 71 B. Brockermeyer, DT 75 M. Pope, WR 82 A. Madise, TE/LS 83 M. Leach, TE 86 P. Hape, TE 89 D. Carswell, DE 98 R. Hayward. **DID NOT PLAY:** QB 13 D. Kanell, WR 14 N. Jackson, DT 96 D. Sapp. **INACTIVE:** 3QB 17 J. Jackson, CB/WR 24 D. O'Neal, RB 37 C. Sapp, T 69 P. Alexander, T 72 G. Foster, G 79 S. Herndon, WR 87 E. McCaffrey, TE 88 J. Putzler.

INDIANAPOLIS COLTS

OFFENSE

WR 87	R. Wayne
LT 78	T. Glenn
LG 64	R. DeMulling
C 56	T. Peko
RG 63	J. Saturday
RT 71	R. Diem
TE 81	M. Pollard
WR 88	M. Harrison
QB 18	P. Manning
RB 32	E. James
TE 80	J. Davenport

DEFENSE

LE 79	R. Brock
LT 75	L. Tripplett
RT 90	M. Reagor
RE 93	D. Freeney
SLB 53	M. Washington
MLB 54	R. Morris
WLB 50	D. Thornton
LCB 21	W. Harris
RCB 27	D. Macklin
SS 30	D. Strickland
FS 28	I. Bashir

COLTS SUBSTITUTIONS: QB 7 B. Huard, K 13 M. Vanderjagt, P 17 H. Smith, DB 25 N. Harper, DB 31 C. Crosby, RB 33 D. Rhodes, DB 34 J. Doering, RB 35 R. Williams, DB 41 C. Bird, TE 48 J. Snow, LB 52 K. Whiteside, LB 57 J. Nelson, LB 58 G. Brackett, LB 59 C. June, OG 74 S. Scullio, T 76 M. Freitas, WR 83 B. Stokley, WR 86 T. Walters, DE 92 C. Bratzke, DT 96 J. Williams, DE 98 R. Mathis, DE 99 B. Sciolli. **DID NOT PLAY:** RB 36 T. Lopienski. **INACTIVE:** WR 10 T. Wilkins, WR 11 J. Dawson, 3QB 16 C. Sauter, DB 20 M. Doss, DB 39 A. Floyd, TE 44 D. Clark, TE 49 P. Mitchell, WR 85 A. Moorehead.

		1	2	3	4	OT	TOTAL	FIELD GOALS (made () & missed)
VISITOR	Denver Broncos	3	0	0	7	—	10	J. Elam (49) 46B
HOME	Indianapolis Colts	14	17	10	0	—	41	M. Vanderjagt (27) (20)

Team	Qtr	Clock Time	PLAY DESCRIPTION (Extra Point) (Drive Info)	SCORE Visitor Home
COLTS	1	12:02	B. Stokley 31 yd. pass from P. Manning (M. Vanderjagt, kick) (6-70, 3:05)	0 7
BRONCOS	1	3:48	J. Elam 49 yd. Field Goal (12-47, 8:14)	3 7
COLTS	1	0:36	M. Harrison 46 yd. pass from P. Manning (M. Vanderjagt, kick) (8-81, 3:17)	3 14
COLTS	2	7:28	M. Harrison 23 yd. pass from P. Manning (M. Vanderjagt, kick) (8-80, 3:49)	3 21
COLTS	2	1:51	B. Stokley 87 yd. pass from P. Manning (M. Vanderjagt, kick) (1-87, 0:10)	3 28
COLTS	2	0:00	M. Vanderjagt 27 yd. Field Goal (6-49, 0:55)	3 31
COLTS	3	5:19	R. Wayne 7 yd. pass from P. Manning (M. Vanderjagt, kick) (12-64, 5:45)	3 38
COLTS	3	0:55	M. Vanderjagt 20 yd. Field Goal (6-17, 3:38)	3 41
BRONCOS	4	7:04	R. Smith 7 yd. pass from J. Plummer (J. Elam, kick) (12-62, 6:18)	10 41

FINAL INDIVIDUAL STATISTICS																					
Denver Broncos										Indianapolis Colts											
RUSHING	ATT	YDS	AVG	LG	TD					RUSHING	ATT	YDS	AVG	LG	TD						
C. Portis	17	68	4.0	11	0					E. James	17	78	4.6	11	0						
Q. Griffin	6	60	10.0	19	0					D. Rhodes	4	8	2.0	4	0						
J. Plummer	3	18	6.0	10	0					P. Manning	1	0	0.0	0	0						
										R. Williams	1	-1	-1.0	-1	0						
TOTAL	26	146	5.6	19	0					TOTAL	23	85	3.7	11	0						
PASSING	ATT	CMP	YDS	TKD/YD	TD	LG	IN	Rtg.					PASSING	ATT	CMP	YDS	TKD/YD	TD	LG	IN	Rtg.
J. Plummer	30	23	181	2/5	1	34	2	74.4					P. Manning	26	22	377	0/0	5	87	0	158.3
													B. Huard	5	4	17	0/0	0	16	0	80.8
TOTAL	30	23	181	2/5	1	34	2	74.4					TOTAL	31	26	394	0/0	5	87	0	158.3
PASS RECEIVING	NO	YDS	AVG	LG	TD					PASS RECEIVING	NO	YDS	AVG	LG	TD						
R. Smith	5	66	13.2	34	1					M. Harrison	7	133	19.0	46	2						
S. Sharpe	5	31	6.2	9	0					R. Wayne	5	43	8.6	16	1						
R. Droughns	5	19	3.8	10	0					E. James	5	37	7.4	13	0						
Q. Griffin	2	18	9.0	11	0					B. Stokley	4	144	36.0	87	2						
C. Adams	2	18	9.0	14	0					T. Walters	3	1	0.3	3	0						
D. Carswell	2	12	6.0	7	0					M. Pollard	1	25	25.0	25	0						
C. Portis	1	10	10.0	10	0					J. Davenport	1	11	11.0	11	0						
A. Lelie	1	7	7.0	7	0																
TOTAL	23	181	7.9	34	1					TOTAL	26	394	15.2	87	5						
INTERCEPTIONS	NO	YDS	AVG	LG	TD					INTERCEPTIONS	NO	YDS	AVG	LG	TD						
										D. Macklin	2	52	26.0	31	0						
TOTAL	0	0	0.0	—	0					TOTAL	2	52	26.0	31	0						
PUNTING	NO	YDS	AVG	NET	TB	IN20	LG					PUNTING	NO	YDS	AVG	NET	TB	IN20	LG		
M. Knorr	2	84	42.0	32.0	1	1	44														
TOTAL	2	84	42.0	32.0	1	1	44					TOTAL	0	0	0.0	0.0	0	0	—		
PUNT RETURNS	NO	YDS	AVG	FC	LG	TD					PUNT RETURNS	NO	YDS	AVG	FC	LG	TD				
											(DOWNED)	1	0	0.0	0	—	0				
											(TOUCHBACK)	0	0	0.0	0	—	0				
RETURNS	0	0	0.0	0	—	0					RETURNS	0	0	0.0	0	—	0				
KICKOFF RETURNS	NO	YDS	AVG	FC	LG	TD					KICKOFF RETURNS	NO	YDS	AVG	FC	LG	TD				
R. Droughns	6	133	22.2	0	33	0					R. Williams	1	18	18.0	0	18	0				
(TOUCHBACK)	1	0	0.0	0	—	0					D. Rhodes	1	16	16.0	0	16	0				
RETURNS	6	133	22.2	0	33	0					RETURNS	2	34	17.0	0	18	0				
Denver Broncos	Own			Opp.			Out			Indianapolis Colts	Own			Opp.			Out				
FUMBLES	Fum	Lost	Rec.	Yds	TD	FF	Rec.	Yds	TD	Bnds	FUMBLES	Fum	Lost	Rec.	Yds	TD	FF	Rec.	Yds	TD	Bnds
J. Plummer	1	1	0	0	0	0	0	0	0	0	P. Manning	1	0	1	-2	0	0	0	0	0	0
C. Portis	1	0	0	0	0	0	0	0	0	1	E. James	1	1	0	0	0	0	0	0	0	0
M. Fatafehi	0	0	0	0	0	1	0	0	0	0	M. Pollard	1	0	0	0	0	0	0	0	0	1
L. Walls	0	0	0	0	0	1	0	0	0	0	D. Freeney	0	0	0	0	1	0	0	0	0	0
R. Hayward	0	0	0	0	0	0	1	0	0	0	W. Harris	0	0	0	0	1	0	0	0	0	0
											R. Morris	0	0	0	0	0	1	0	0	0	0
TOTAL	2	1	0	0	0	2	1	0	0	1	TOTAL	3	1	1	-2	0	2	1	0	0	1

FINAL TEAM STATISTICS									
	BRONCOS		COLTS			BRONCOS		COLTS	
TOTAL FIRST DOWNS	20		23		FGs – PATs Had Blocked	1-0		0-0	
By Rushing	10		6		Net punting average	32.0		0.0	
By Passing	9		17		TOTAL RETURN YARDAGE (Not Including Kickoffs)	0		52	
By Penalty	1		0		No. and Yards Punt Returns	0-0		0-0	
THIRD DOWN EFFICIENCY	4-11-36%		6-8-75%		No. and Yards Kickoff Returns	6-133		2-34	
FOURTH DOWN EFFICIENCY	2-2-100%		0-1-0%		No. and Yards Interception Returns	0-0		2-52	
TOTAL NET YARDS	322		479		PENALTIES Number and Yards	5-5		5-40	
Total Offensive Plays (inc. times thrown passing)	58		54		FUMBLES Number and Lost	2-1		3-1	
Average gain per offensive play	5.6		8.9		TOUCHDOWNS	1		5	
NET YARDS RUSHING	146		85		Rushing	0		0	
Total Rushing Plays	26		23		Passing	1		5	
Average gain per rushing play	5.6		3.7		Interceptions	0		2	
Tackles for a loss – number and yards	2-4		2-5		EXTRA POINTS Made-Attempts	1-1		5-5	
NET YARDS PASSING	176		394		Kicking Made-Attempts	1-1		5-5	
Times thrown – yards lost attempting to pass	2-5		0-0		FIELD GOALS Made-Attempts	1-2		2-2	
Gross yards passing	181		394		RED ZONE EFFICIENCY	1-11-100%		1-3-33%	
PASS ATTEMPTS-COMPLETIONS-HAD INTERCEPTED	30-23-2		31-26-0		GOAL TO GO EFFICIENCY	0-0-0%		1-3-33%	
Average gain per pass play (inc. # thrown passing)	5.5		12.7		SAFETIES	0		0	
KICKOFFS Number-In End Zone-Touchbacks	3-0-0		7-1-1		FINAL SCORE	10		41	
PUNTS Number and Average	2-42.0		0-0.0		TIME OF POSSESSION	34:38		25:22	
Had Blocked	0		0						



Baltimore 21, Denver 3

Sunday, Dec. 31, 2000 • 12:35 p.m. EST • PSINet Stadium • Baltimore

WEATHER: Mostly Sunny, 22° (wind chill 5°), Wind NNW 20-25 mph • ATTENDANCE: 69,638 • TIME: 2:54

2000 AFC Wild Card Playoff Game

The Denver Broncos' 2000 season ended with a 21-3 defeat at the hands of the Baltimore Ravens in an AFC Wild Card Playoff Game at PSINet Stadium in Baltimore on a blustery New Year's Eve day in front of 69,638 fans.

Denver's offense managed just 177 yards—the club's third-lowest output in 28 postseason games—and nine first downs against a record-setting Ravens defense, which put an end to the Broncos' seven-game postseason winning streak.

After a scoreless first quarter, Baltimore put up the first points when Jamal Lewis reached the end zone from one yard out early in the second quarter to cap a 10-play, 75-yard drive.

The Broncos answered with a 31-yard Jason Elam field goal to narrow the deficit to 7-3 when a promising 12-play, 68-yard drive stalled after a third-and-1 opportunity at the Ravens' 12-yard line. What followed would prove to be the play of the game, if not one of the more bizarre plays of the year.

The Ravens' Corey Harris returned the ensuing kickoff 15 yards to the Baltimore 42-yard line. On first-and-10, Baltimore's Trent Diler attempted a screen pass to Lewis, who tipped the ball into and out of the hands of Denver cornerback Terrell Buckley. The loose ball was grabbed out of the air by former Broncos tight end Shannon Sharpe, who dashed 58 yards for a touchdown, boosting the lead to 14-3 at the half.

Baltimore increased its lead to 21-3 late in the third quarter when Lewis ran 27 yards for his second touchdown of the day to cap the scoring.

Denver managed just 83 yards on its eight second-half possessions and was held scoreless to preserve the lowest scoring output (3) in franchise postseason history. The Broncos penetrated Ravens territory just once all day and ran only seven plays on the Baltimore side of the field.

Broncos quarterback Gus Frerotte, subbing for the injured Brian Griese, completed 13-of-28 passes for 124 yards with one interception. Denver's Ed McCaffrey led all receivers with eight catches for 75 yards (9.4 avg.).

Mike Anderson led the Broncos in rushing with 40 yards on 15 carries. Safety Billy Jenkins and defensive end Maa Tanuvasa each had sacks for the Broncos' defense, which held Baltimore to 240 net yards of total offense and forced 10 punts. Denver also allowed the Ravens to convert just 4-of-14 (28.6%) of their third-down attempts.

OFFICIALS:

Referee — Larry Nemmers (20); **Umpire** — Bob Wagner (100); **Head Linesman** — Tony Veteri (36); **Line Judge** — Ron Phares (10); **Field Judge** — Steve Zimmer (36); **Side Judge** — Doug Toole (4); **Back Judge** — Richard Reels (83); **Replay** — Bob Boylston.

DENVER BRONCOS

OFFENSE

WR 80 R. Smith
LT 77 T. Jones
LG 64 L. Friedman
C 66 T. Nalen
RG 62 D. Neil
RT 78 M. Lepsis
TE 89 D. Carswell
WR 87 E. McCaffrey
QB 12 G. Frerotte
RB 38 M. Anderson
FB 29 H. Griffith

DEFENSE

LE 98 M. Tanuvasa
LT 94 K. Traylor
RT 93 T. Pryce
RE 95 K. Pittman
WLB 51 J. Mobley
MLB 56 A. Wilson
SLB 53 B. Romanowski
LCB 39 R. Crockett
RCB 27 T. Buckley
SS 32 B. Jenkins
FS 26 E. Brown

BRONCOS SUBSTITUTIONS: K 1 J. Elam, K 2 S. Lindsey, P 16 T. Rouen, QB 17 J. Jackson, CB 24 D. O'Neal, S 28 K. Kennedy, CB 33 J. Spencer, CB 35 J. Suttle, FB 42 D. Smith, RB 46 K. Coleman, S 48 G. Coghill, LB 52 I. Gold, LB 55 K. Burns, LB 59 G. Cadrez, C 60 K. C. Jones, G/T 65 C. Carlisle, WR 81 S. Montgomery, WR 83 T. McGriff, TE 86 B. Chamberlain, TE 88 De. Clark, DE 92 L. Archambeau, DE 96 H. Hasselbach, DT 97 M. Lodish. **DID NOT PLAY:** QB 14 B. Griese. **INACTIVE:** RB 30 T. Davis, S 47 Da. Clark, TE 82 B. Miller, WR 84 C. Cole, WR 85 C. Fields, DT 90 J. Johnson, DE 99 M. Reagar.

BALTIMORE RAVENS

OFFENSE

WR 87 Q. Ismail
LT 75 J. Ogden
LG 64 E. Mulitalo
C 60 J. Mitchell
RG 62 M. Flynn
RT 70 H. Wayne
TE 82 S. Sharpe
TE 81 B. Coates
QB 8 T. Diler
RB 31 Ja. Lewis
FB 32 S. Gash

DEFENSE

LE 90 R. Burnett
LT 95 S. Adams
RT 98 T. Siragusa
RE 99 M. McCrary
LLB 58 P. Boulware
MLB 52 R. Lewis
RLB 55 J. Sharper
LCB 22 D. Starks
RCB 21 C. McAlister
SS 20 K. Herring
FS 26 R. Woodson

RAVENS SUBSTITUTIONS: K 3 M. Stover, P 5 K. Richardson, QB 12 T. Banks, FB 29 C. Evans, RB 33 P. Holmes, CB 35 R. Bailey, CB 38 J. Trapp, S 42 A. Mitchell, S 45 C. Harris, LB 50 B. Jackson, LB 51 C. Brown, LB 56 A. Davis, LB 57 O. Brigrance, C 66 J. Hudson, OL 77 K. Vickers, DT 79 L. Webster, WR 80 B. Stokley, WR 83 P. Johnson, WR 84 Je. Lewis, WR 86 B. Davis, DT 91 L. Dalton, DE 93 K. Washington. **DID NOT PLAY:** OT 71 S. Folau. **INACTIVE:** 30B 7 C. Redman, WR 11 M. Nash, CB 25 C. Love, S 43 A. Poindexter, OT 72 S. Williams, OG 74 O. Bobo, TE 85 J. Jones, DE 96 A. Thomas.

		1	2	3	4	OT	TOTAL	FIELD GOALS (made () & missed)	
VISITOR	Denver Broncos	0	3	0	0	—	3	J. Elam (31)	
HOME	Baltimore Ravens	0	14	7	0	—	21		

Team	Qtr	Clock Time	PLAY DESCRIPTION (Extra Point) (Drive Info)	SCORE	
				Visitor	Home
RAVENS	2	11:43	Ja. Lewis 1 yd. run (M. Stover, kick) (10-75, 5:51)	0	7
BRONCOS	2	4:31	J. Elam 31 yd. Field Goal (12-68, 7:12)	3	7
RAVENS	2	4:06	S. Sharpe 58 yd. pass from T. Diler (M. Stover, kick) (1-58, 0:25)	3	14
RAVENS	3	3:19	Ja. Lewis 27 yd. run (M. Stover, kick) (2-28, 0:42)	3	21

FINAL INDIVIDUAL STATISTICS

Denver Broncos										Baltimore Ravens											
RUSHING	ATT	YDS	AVG	LG	TD					RUSHING	ATT	YDS	AVG	LG	TD						
M. Anderson	15	40	2.7	13	0					Ja. Lewis	30	110	3.7	27	2						
R. Smith	2	3	1.5	7	0					P. Holmes	5	6	1.2	4	0						
G. Ferrotte	1	-1	-1.0	-1	0					Je. Lewis	1	5	5.0	5	0						
										T. Dillfer	1	2	2.0	2	0						
										T. Banks	1	-1	-1.0	-1	0						
TOTAL	18	42	2.3	13	0					TOTAL	38	122	3.2	27	2						
PASSING	ATT	CMP	YDS	TKD/YD	TD	LG	IN	Rtg.					PASSING	ATT	CMP	YDS	TKD/YD	TD	LG	IN	Rtg.
G. Ferrotte	28	13	124	4/34	0	24	1	44.3					T. Dillfer	14	9	130	2/12	1	58	0	118.2
J. Jackson	10	5	54	1/9	0	19	0	66.3					T. Banks	1	0	0	0/0	0	0	0	39.6
TOTAL	38	18	178	5/43	0	24	1	50.1					TOTAL	15	9	130	2/12	1	58	0	110.4
PASS RECEIVING			NO	YDS	AVG	LG	TD					PASS RECEIVING			NO	YDS	AVG	LG	TD		
E. McCaffrey			8	75	9.4	16	0					Q. Ismail			4	35	8.8	15	0		
R. Smith			3	58	19.3	24	0					S. Sharpe			3	73	24.3	58	1		
M. Anderson			2	10	5.0	8	0					Ja. Lewis			1	15	15.0	15	0		
D. Carswell			2	8	4.0	6	0					S. Gash			1	7	7.0	7	0		
H. Griffith			1	16	16.0	16	0														
T. McGriff			1	6	6.0	6	0														
De. Clark			1	5	5.0	5	0														
TOTAL			18	178	9.9	24	0					TOTAL			9	130	14.4	58	1		
INTERCEPTIONS			NO	YDS	AVG	LG	TD					INTERCEPTIONS			NO	YDS	AVG	LG	TD		
			0	0	0.0	—	0					R. Lewis			1	4	4.0	4	0		
TOTAL			0	0	0.0	—	0					TOTAL			1	4	4.0	4	0		
PUNTING	NO	YDS	AVG	NET	TB	IN20	LG					PUNTING	NO	YDS	AVG	NET	TB	IN20	LG		
T. Rouen	9	346	38.4	35.6	0	0	62					K. Richardson	10	383	38.3	33.0	2	4	66		
TOTAL	9	346	38.4	35.6	0	0	62					TOTAL	10	383	38.3	33.0	2	4	66		
PUNT RETURNS	NO	YDS	AVG	FC	LG	TD					PUNT RETURNS	NO	YDS	AVG	FC	LG	TD				
D. O'Neal	3	13	4.3	0	7	0					Je. Lewis	4	26	6.5	2	17	0				
D. Smith	1	0	0.0	0	0	0					(DOWNED)	3	0	0.0	0	—	0				
T. Buckley	0	0	0.0	1	—	0															
(DOWNED)	3	0	0.0	0	—	0															
(TOUCHBACK)	2	0	0.0	0	—	0															
RETURNS	4	13	3.3	1	7	0					RETURNS	4	26	6.5	2	17	0				
KICKOFF RETURNS	NO	YDS	AVG	FC	LG	TD					KICKOFF RETURNS	NO	YDS	AVG	FC	LG	TD				
B. Chamberlain	1	15	15.0	0	15	0					C. Harris	1	15	15.0	0	15	0				
D. Smith	1	15	15.0	0	15	0					B. Coates	1	8	8.0	0	8	0				
D. O'Neal	1	13	13.0	0	13	0															
(TOUCHBACK)	1	0	0.0	0	—	0															
RETURNS	3	43	14.3	0	15	0					RETURNS	2	23	11.5	0	15	0				
Denver Broncos	Own		Opp.		Out						Baltimore Ravens	Own		Opp.		Out					
FUMBLES	Fum	Lost	Rec.	Yds	TD	FF	Rec.	Yds	TD	Bnds	FUMBLES	Fum	Lost	Rec.	Yds	TD	FF	Rec.	Yds	TD	Bnds
B. Jenkins	0	0	0	0	0	1	0	0	0	0	T. Dillfer	1	0	0	0	0	0	0	0	0	0
											J. Ogden	0	0	1	0	0	0	0	0	0	0
TOTAL	0	0	0	0	0	1	0	0	0	0	TOTAL	1	0	1	0	0	0	0	0	0	0

FINAL TEAM STATISTICS

	BRONCOS		RAVENS			BRONCOS		RAVENS	
TOTAL FIRST DOWNS		9		13	PUNTS Number and Average	9-38.4		10-38.3	
By Rushing		1		5	Had Blocked	0		0	
By Passing		8		7	FGs – PATs Had Blocked	0-0		0-0	
By Penalty		0		1	Net punting average	35.6		33	
THIRD DOWN EFFICIENCY	3-16-19%		4-14-29%		TOTAL RETURN YARDAGE (Not Including Kickoffs)	13		30	
FOURTH DOWN EFFICIENCY	1-3-33%		0-0-0%		No. and Yards Punt Returns	4-13		4-26	
TOTAL NET YARDS		177		240	No. and Yards Kickoff Returns	3-43		2-23	
Total Offensive Plays (inc. times thrown passing)		61		55	No. and Yards Interception Returns	0-0		1-4	
Average gain per offensive play		2.9		4.4	PENALTIES Number and Yards	6-33		4-30	
NET YARDS RUSHING		42		122	FUMBLES Number and Lost	0-0		1-0	
Total Rushing Plays		18		38	TOUCHDOWNS	0		3	
Average gain per rushing play		2.3		3.2	Rushing	0		2	
Tackles for a loss – number and yards		1-4		3.6	Passing	0		1	
NET YARDS PASSING		135		118	EXTRA POINTS Made-Attempts	0-0		3-3	
Times thrown – yards lost attempting to pass		5-43		2-12	Kicking Made-Attempts	0-0		3-3	
Gross yards passing		178		130	FIELD GOALS Made-Attempts	1-1		0-0	
PASS ATTEMPTS-COMPLETIONS-HAD INTERCEPTED	38-18-1		15-9-0		SAFETIES	0		0	
Average gain per pass play (inc. # thrown passing)		3.1		6.9	FINAL SCORE	3		21	
KICKOFFS Number-In End Zone-Touchbacks		2-0-0		4-1-1	TIME OF POSSESSION	27:37		32:23	

BRONCOS DEFENSIVE STATISTICS

(based on unofficial press box statistics)																					
PLAYER	UT	A	TT	S-YDS	I-YDS	PD	FF	FR	PLAYER	UT	A	TT	S-YDS	I-YDS	PD	FF	FR				
B. Jenkins	10	2	12	1-10	0-0	0	1	0	I. Gold	1	0	1	0-0	0-0	0	0	0				
T. Pryce	7	0	7	0-0	0-0	1	0	0	M. Lodish	1	0	1	0-0	0-0	0	0	0				
J. Mobley	6	0	6	0-0	0-0	1	0	0	K. Traylor	0	1	1	0-0	0-0	0	0	0				
A. Wilson	4	2	6	0-0	0-0	0	0	0	L. Archambeau	0	0	0	0-0	0-0	0	0	0				
E. Brown	4	1	5	0-0	0-0	0	0	0	T. Buckley	0	0	0	0-0	0-0	0	0	0				
M. Tanuvasa	3	2	5	1-2	0-0	0	0	0	G. Gadrez	0	0	0	0-0	0-0	0	0	0				
H. Hasselbach	4	0	4	0-0	0-0	0	0	0	D. O'Neal	0	0	0	0-0	0-0	0	0	0				
B. Romanowski	2	2	4	0-0	0-0	0	0	0	J. Spencer	0	0	0	0-0	0-0	0	0	0				
K. Pittman	2	1	3	0-0	0-0	0	0	0	TEAM TOTALS	46	11	57	2-12	0-0	1	1	0				
R. Crockett	2	0	2	0-0	0-0	0	0	0													



Denver 34, Atlanta 19

Sunday, Jan. 31, 1999 • 6:25 p.m. EST • Pro Player Stadium • Miami

WEATHER: Mostly Cloudy, 73°, Wind E 10 mph • ATTENDANCE: 74,803 • TIME: 3:18

Super Bowl XXXIII



The Denver Broncos clinched their second consecutive World Championship with a 34-19 victory over the Atlanta Falcons in Super Bowl XXXIII before 74,803 fans at Miami's Pro Player Stadium and millions more watching around the world. Denver became just the sixth franchise in NFL history to win back-to-back Super Bowl titles and posted the seventh repeat championship in Super Bowl history.

Quarterback John Elway claimed the game's Most Valuable Player award by completing 18-of-29 passes for 336 yards (third most in Super Bowl history at the time), including an 80-yard scoring toss to Rod Smith in the second quarter that tied for the second-longest TD pass in Super Bowl history. Elway also ran for a 3-yard score in the fourth quarter, making him the oldest player (38) to score a touchdown in the Super Bowl, eclipsing the mark he set a year earlier by scoring in Super Bowl XXXII.

Elway's accurate passing and the effective running of Terrell Davis, who set an NFL record with his seventh consecutive 100-yard game in the postseason (102 yards), kept the Falcons off balance all night. The Broncos' defense chipped in with two sacks and four takeaways, including two interceptions by Darrien Gordon, who set a Super Bowl record for most interception return yards in a game (108).

Atlanta took the opening kickoff and capped its drive with a 32-yard Morten Andersen field goal before Denver answered with the game's next 17 points. The first score came on a 1-yard run by Howard Griffith that ended a 10-play, 80-yard opening drive by the Broncos, and the lead was increased to 10-3 on a 26-yard Jason Elam field goal that capped Denver's third possession. After Andersen missed a 26-yard field goal attempt, the Broncos answered with the Elway-to-Smith 80-yard score on the next play to push the lead to 17-3. The Falcons narrowed the margin to 17-6 at halftime with a 28-yard Andersen field goal.

After a scoreless third quarter, Denver took advantage of Gordon's first interception by capping a short 24-yard drive with another Griffith 1-yard touchdown run early in the fourth quarter. Gordon's second interception set up Elway's 3-yard touchdown run that put Denver ahead 31-6 with 11:20 remaining. Two late touchdowns by Atlanta, sandwiched around a 37-yard Elam field goal, produced the final margin.

OFFICIALS:

Referee — Bernie Kukar (86); **Umpire** — Jim Daopoulos (75); **Head Linesman** — Sanford Rivers (21); **Line Judge** — Ron Baynes (56); **Field Judge** — Tim Miller (80); **Side Judge** — Gary Lane (120); **Back Judge** — Don Hakes (96).

DENVER BRONCOS

OFFENSE

WR 80 R. Smith
LT 77 T. Jones
LG 69 M. Schlereth
C 66 T. Nalen
RG 62 D. Neil
RT 74 H. Swayne
TE 84 S. Sharpe
WR 87 E. McCaffrey
QB 7 J. Elway
HB 30 T. Davis
FB 29 H. Griffith

DEFENSE

LE 96 H. Hasselbach
LT 94 K. Traylor
RT 93 T. Pryce
RE 98 M. Tanuvasa
WLB 51 J. Mobley
MLB 59 G. Cadrez
SLB 53 B. Romanowski
LCB 39 R. Crockett
RCB 21 D. Gordon
SS 34 T. Braxton
FS 27 S. Atwater

BRONCOS SUBSTITUTIONS: K 1 J. Elam, QB 6 B. Brister, P 16 T. Rouen, CB 20 T. James, RB 22 V. Hebron, CB 25 D. Johnson, CB 28 T. Paul, RB 31 D. Loville, RB 37 A. Lynn, FB 42 D. Smith, S 48 G. Coghill, LB 56 K. Burns, G 63 D. Diaz-Infante, T 78 M. Lepsis, WR 82 M. Nash, WR 85 W. Green, TE 86 B. Chamberlain, TE 89 D. Carswell, DE 90 N. Smith, DE 91 A. Williams, DE 95 M. Washington, DT 97 M. Lodish, LB 99 S. Joyner. **INACTIVE:** QB 14 B. Griese, S 26 E. Brown, LB 54 N. Wayne, C 60 K.C. Jones, T 70 T. Teague, DE 73 C. Brown, G 79 C. Banks, WR 83 J. Armour.

ATLANTA FALCONS

OFFENSE

WR 80 T. Martin
LT 70 B. Whitfield
LG 68 C. Collins
C 61 R. Tobeck
RG 69 G. Williams
RT 74 E. Salaam
TE 88 O.J. Santiago
WR 81 T. Mathis
QB 12 C. Chandler
RB 32 J. Anderson
FB 85 B. Kozlowski

DEFENSE

LE 92 L. Archambeau
LT 98 T. Hall
RT 75 S. Dronett
RE 90 C. Smith
WLB 97 C. Bennett
MLB 56 J. Tuggle
SLB 94 H. Crockett
LCB 34 R. Buchanan
RCB 20 M. Booker
SS 35 W. White
FS 41 E. Robinson

FALCONS SUBSTITUTIONS: P 4 D. Stryzinski, K 5 M. Andersen, CB 21 E. Williams, CB 23 R. Bradford, S 25 D. Bush, RB 28 H. Green, CB 29 R. Fuller, FB 45 G. Downs, LB 52 C. Sauer, LB 54 R. Hamilton, LB 56 K. Brooking, LB 59 B. Talley, G 64 B. Hallen, C/G 67 A. Schreiber, T 76 J. Portilla, WR 82 R. Harris, WR 83 T. Dwight, TE 86 E. Smith, DE 91 J. Burrough, DT 95 E. Tuvalo, DE 96 A. Edwards. **DID NOT PLAY:** QB 17 S. DeBerg, RB 33 K. Oxendine. **INACTIVE:** QB 13 T. Graziani, CB 26 D. Anderson, S 27 O. Brown, S 47 C. Bayne, G/C 79 D. Widell, TE 84 R. Monroe, WR 89 T. Kinchen, DE 93 S. Swayda.

		1	2	3	4	OT	TOTAL	FIELD GOALS (made () & missed)	
VISITOR	Denver Broncos	7	10	0	17	—	34	J. Elam	(26) 38WR 48WL (37)
HOME	Atlanta Falcons	3	3	0	13	—	19	M. Andersen	(32) 26WR (28)

Team	Qtr	Clock Time	PLAY DESCRIPTION (Extra Point) (Drive Info)	SCORE Visitor	Home
FALCONS	1	9:35	M. Andersen 32 yd. Field Goal (10-48, 5:25)	0	3
BRONCOS	1	3:55	H. Griffith 1 yd. run (J. Elam, kick) (10-80, 5:40)	7	3
BRONCOS	2	9:17	J. Elam 26 yd. Field Goal (11-63, 4:58)	10	3
BRONCOS	2	4:54	R. Smith 80 yd. pass from J. Elway (J. Elam, kick) (1-80, 0:13)	17	3
FALCONS	2	2:25	M. Andersen 28 yd. Field Goal (7-38, 2:29)	17	6
BRONCOS	4	14:56	H. Griffith 1 yd. run (J. Elam, kick) (5-24, 1:50)	24	6
BRONCOS	4	11:20	J. Elway 3 yd. run (J. Elam, kick) (3-48, 1:17)	31	6
FALCONS	4	11:01	T. Dwight 94 yd. kickoff return (M. Andersen, kick)	31	13
BRONCOS	4	7:08	J. Elam 37 yd. Field Goal (7-36, 3:53)	34	13
FALCONS	4	2:04	T. Mathis 3 yd. pass from C. Chandler (2-pt. Attempt Failed) (16-76, 5:04)	34	19

FINAL INDIVIDUAL STATISTICS																				
Denver Broncos									Atlanta Falcons											
RUSHING	ATT	YDS	AVG	LG	TD				RUSHING	ATT	YDS	AVG	LG	TD						
T. Davis	25	102	4.1	15	0				J. Anderson	18	96	5.3	15	0						
H. Griffith	4	9	2.3	4	2				C. Chandler	4	30	7.5	12	0						
D. Loville	2	8	4.0	6	0				T. Dwight	1	5	5.0	5	0						
J. Elway	3	2	0.7	3	1															
R. Smith	1	1	1.0	1	0															
B. Brister	1	-1	-1.0	-1	0															
TOTAL	36	121	3.4	15	3	TOTAL			23	131	5.7	15	0							
PASSING	ATT	CMP	YDS	TKD/ YD	TD	LG	IN	Rtg.	PASSING	ATT	CMP	YDS	TKD/ YD	TD	LG	IN	Rtg.			
J. Elway	29	18	336	0/0	1	80	1	99.2	C. Chandler	35	19	219	2/13	1	30	3	47.2			
TOTAL	29	18	336	0/0	1	80	1	99.2	TOTAL	35	19	219	2/13	1	30	3	47.2			
PASS RECEIVING	NO	YDS	AVG	LG	TD				PASS RECEIVING	NO	YDS	AVG	LG	TD						
R. Smith	5	152	30.4	80	1				T. Mathis	7	85	12.1	30	1						
E. McCaffrey	5	72	14.4	25	0				T. Martin	5	79	15.8	23	0						
B. Chamberlain	3	29	9.7	13	0				J. Anderson	3	16	5.3	9	0						
T. Davis	2	50	25.0	39	0				R. Harris	2	21	10.5	13	0						
S. Sharpe	2	26	13.0	14	0				OJ. Santiago	1	13	13.0	13	0						
H. Griffith	1	7	7.0	7	0				B. Kozlowski	1	5	5.0	5	0						
TOTAL	18	336	18.7	80	1	TOTAL			19	219	11.5	30	1							
INTERCEPTIONS	NO	YDS	AVG	LG	TD				INTERCEPTIONS	NO	YDS	AVG	LG	TD						
D. Gordon	2	108	54.0	58	0				R. Bradford	1	1	1.0	1	0						
D. Johnson	1	28	28.0	28	0															
TOTAL	3	136	45.3	58	0	TOTAL			1	1	1.0	1	0							
PUNTING	NO	YDS	AVG	NET	TB	IN20	LG		PUNTING	NO	YDS	AVG	NET	TB	IN20	LG				
T. Rouen	1	35	35.0	35.0	0	1	35		D. Strzyzinski	1	39	39.0	39.0	0	0	39				
TOTAL	1	35	35.0	35.0	0	1	35		TOTAL	1	39	39.0	39.0	0	0	39				
PUNT RETURNS (DOWNED)	NO	YDS	AVG	FC	LG	TD				PUNT RETURNS	NO	YDS	AVG	FC	LG	TD				
RETURNS	1	0	0.0	0	—	0				T. Dwight	0	0	0.0	1	—	0				
	0	0	0.0	0	—	0				RETURNS	0	0	0.0	1	—	0				
KICKOFF RETURNS	NO	YDS	AVG	FC	LG	TD				KICKOFF RETURNS	NO	YDS	AVG	FC	LG	TD				
V. Hebron	2	42	21.0	0	26	0				T. Dwight	5	210	42.0	0	94	1				
B. Chamberlain	1	2	2.0	0	2	0				B. Kozlowski	2	17	8.5	0	16	0				
RETURNS	3	44	14.7	0	26	0	RETURNS			7	227	32.4	0	94	1					
Denver Broncos	Fumbles	Own	Opp.	Out				Atlanta Falcons	Fumbles	Own	Opp.	Out								
FUMBLES	Fum	Lost	Rec.	Yds	TD	FF	Rec.	Yds	TD	Bnds	Fum	Lost	Rec.	Yds	TD	FF	Rec.	Yds	TD	Bnds
G. Coghill	0	0	0	0	0	1	0	0	0	0	J. Anderson	1	1	0	0	0	0	0	0	0
T. Braxton	0	0	0	0	0	1	4	0	0	0										
TOTAL	0	0	0	0	0	1	4	0	0	0	TOTAL	1	1	0	0	0	0	0	0	0

FINAL TEAM STATISTICS									
	BRONCOS		FALCONS			BRONCOS		FALCONS	
TOTAL FIRST DOWNS	22	21	FGs — PATs Had Blocked			0-0	0-0		
By Rushing	8	8	TOTAL RETURN YARDAGE (Not Including Kicks)			136	1		
By Passing	14	12	No. and Yards Punt Returns			0-0	0-0		
By Penalty	0	1	No. and Yards Kickoff Returns			3-44	7-227		
THIRD DOWN EFFICIENCY	6-13-46%	5-11-45%	No. and Yards Interception Returns			3-136	1-1		
FOURTH DOWN EFFICIENCY	0-1-0%	1-2-50%	PENALTIES Number and Yards			4-61	0-0		
TOTAL NET YARDS	457	337	FUMBLES Number and Lost			0-0	1-1		
Total Offensive Plays (inc. times thrown passing)	65	60	TOUCHDOWNS			4	2		
Average gain per offensive play	7.0	5.6	Rushing			3	0		
NET YARDS RUSHING	121	131	Passing			1	1		
Total Rushing Plays	36	23	Kickoff Returns			0	1		
Average gain per rushing play	3.4	5.7	EXTRA POINTS Made-Attempts			4-4	1-2		
NET YARDS PASSING	336	206	Kicking Made-Attempts			4-4	1		
Times thrown — yards lost attempting to pass	0-0	2-13	Passing Made-Attempts			0-0	0-1		
Gross yards passing	336	219	FIELD GOALS Made-Attempts			2-4	2-3		
PASS ATTEMPTS-COMPLETIONS-HAD INTERCEPTED	29-18-1	35-19-3	SAFETIES			0	0		
Average gain per pass play (inc. # thrown passing)	11.6	5.6	FINAL SCORE			34	19		
KICKOFFS Number-In End Zone-Touchbacks	7-0-0	5-2-1	TIME OF POSSESSION			31:23	28:37		
PUNTS Number and Average	1-35	1-39							
Had Blocked	0	0							

BRONCOS DEFENSIVE STATISTICS																		
(based on unofficial press box statistics)																		
PLAYER	UT	A	TT	S-YDS	I-YDS	PD	FF	FR	PLAYER	UT	A	TT	S-YDS	I-YDS	PD	FF	FR	
G. Cadrez	4	4	8	0-0	0-0	0	0	0	H. Hasselbach	1	1	2	0-0	0-0	0	0	0	
S. Atwater	4	3	7	0-0	0-0	1	0	0	G. Coghill	1	0	1	0-0	0-0	0	1	0	
R. Crockett	5	0	5	0-0	0-0	0	0	0	D. Johnson	1	0	1	0-0	1-28	1	0	0	
B. Romanowski	4	1	5	1-7	0-0	1	0	0	M. Washington	1	0	1	0-0	0-0	0	0	0	
D. Gordon	2	1	3	0-0	2-108	3	0	0	T. Pryce	0	1	1	0-0	0-0	0	0	0	
M. Tanuvasa	2	1	3	0-0	0-0	0	0	0	N. Smith	0	1	1	0-0	0-0	0	0	0	
J. Mobley	1	2	3	1-6	0-0	0	0	0	T. James	0	0	0	0-0	0-0	1	0	0	
K. Traylor	1	2	3	0-0	0-0	1	0	0	M. Lodish	0	0	0	0-0	0-0	0	0	0	
A. Williams	2	0	2	0-0	0-0	2	0	0	TEAM TOTALS	30	18	48	2-13	3-136	11	1	1	
T. Braxton	1	1	2	0-0	0-0	1	0	1										



Denver 23, N.Y. Jets 10

Sunday, Jan. 17, 1999 • 2:15 p.m. MST • Mile High Stadium • Denver

WEATHER: Sunny, 41° (wind chill 18°), Wind NW 24 mph • ATTENDANCE: 75,482 • TIME: 3:16

1998 AFC Championship Game

The Broncos clinched their AFC-record sixth berth in a Super Bowl by defeating the New York Jets 23-10 in the AFC Championship Game before a crowd of 75,482 fans at Mile High Stadium and a CBS national television audience.

After failing to score in the first half, the Broncos scored 20 third-quarter points to take control of the game. The win propelled Denver to the Super Bowl for the second consecutive season, matching the back-to-back Super Bowl appearances of the 1986 and '87 Broncos.

The Jets took a 10-0 lead after John Hall's 32-yard field goal in the second quarter and Curtis Martin's 1-yard touchdown run early in the third quarter that was set up by a blocked punt at the Broncos' 1-yard line. That touchdown proved to be just the wake-up call that Denver needed to ignite its offense as well as the unusually quiet Mile High crowd. On first-and-10 from the 36-yard line, John Elway connected with Ed McCaffrey on a 47-yard pass play before finding fullback Howard Griffith for an 11-yard touchdown pass to narrow the Jets' lead to 10-7.

Then, a wind-stifled kickoff fumble was recovered by Broncos linebacker Keith Burns and turned into a 44-yard Jason Elam field goal to tie the game. Following another Elam field goal, the Broncos opened up a 10-point lead, 20-10, on Terrell Davis' 31-yard touchdown run late in the third quarter.

The Broncos' defense, which deserved credit for keeping the club in the game in the first half while the offense sputtered, forced six turnovers (including two interceptions by Darrien Gordon) and held the Jets to 14 yards on 13 rushes. The four opponent fumbles recovered by Denver set a franchise postseason record.

Davis set numerous records during the contest, including passing his own NFL-record total of 2,331 yards rushing in an entire season (regular and postseason combined) set in 1997 and rushing for 100 yards for the sixth consecutive postseason game to tie John Riggins for the most all time. He also passed Larry Csonka and Riggins for seventh and sixth place in career postseason rushing yards. Tight end Shannon Sharpe (two catches) tied Vance Johnson (40) for the most career receptions in the postseason by a Bronco while Elam's three field goals tied a Denver single-game playoff record.

With its win, Denver maintained a perfect record (12-0) when leading after three quarters in the playoffs.

OFFICIALS:

Referee — Ed Hochuli (85); **Umpire** — Chad Brown (31); **Head Linesman** — George Hayward (54); **Line Judge** — Tom Barnes (55); **Field Judge** — Tom Sifferman (118); **Side Judge** — Doug Toole (4); **Back Judge** — Richard Reels (83).

DENVER BRONCOS

OFFENSE

WR 80 R. Smith
LT 77 T. Jones
LG 69 M. Schlereth
C 66 T. Nalen
RG 62 D. Neil
RT 74 H. Swayne
TE 84 S. Sharpe
WR 87 E. McCaffrey
QB 7 J. Elway
HB 30 T. Davis
TE 89 D. Carswell

DEFENSE

LE 96 H. Hasselbach
LT 94 K. Traylor
RT 93 T. Pryce
RE 98 M. Tanuvasa
WLB 51 J. Mobley
MLB 59 G. Cadrez
SLB 53 B. Romanowski
LCB 39 R. Crockett
RCB 21 D. Gordon
CB 25 D. Johnson
FS 27 S. Atwater

BRONCOS SUBSTITUTIONS: K 1 J. Elam, P 16 T. Rouen, CB 20 T. James, RB 22 V. Hebron, CB 28 T. Paul, FB 29 H. Griffith, RB 31 D. Loville, S 34 T. Braxton, RB 37 A. Lynn, FB 42 D. Smith, S 48 G. Coghill, LB 56 K. Burns, G 63 D. Diaz-Infante, T 78 M. Lepsis, WR 82 M. Nash, WR 85 W. Green, TE 86 B. Chamberlain, DE 90 N. Smith, DE 91 A. Williams, DE 95 M. Washington, DT 97 M. Lodish, LB 99 S. Joyner. **DID NOT PLAY:** QB 6 B. Brister. **INACTIVE:** QB 14 B. Griese, S 26 E. Brown, LB 54 N. Wayne, C 60 K.C. Jones, T 70 T. Teague, DE 73 C. Brown, G 79 C. Banks, WR 83 J. Armour.

NEW YORK JETS

OFFENSE

WR 19 K. Johnson
LT 76 J. Elliott
LG 62 T. Burger
C 68 K. Mawae
RG 70 M. O'Dwyer
RT 69 J. Fabin
TE 88 K. Brady
WR 80 W. Chrebet
QB 16 V. Testaverde
RB 28 C. Martin
FB 41 K. Byars

DEFENSE

LE 95 R. Lyle
LT 72 J. Ferguson
RE 98 A. Pleasant
OLB 53 C. Cascadden
LLB 57 M. Lewis
MLB 52 P. Johnson
RLB 51 B. Cox
LCB 24 R. Mickens
RCB 45 O. Smith
SS 21 V. Green
FS 44 C. Brown


JETS SUBSTITUTIONS: K 9 J. Hall, P 17 J. Kidd, RB 22 D. Meggett, S 23 K. Williams, S 30 C. Hayes, CB 31 A. Glenn, CB 42 M. Coleman, S 47 S. Frost, LB 50 R. Holmberg, LB 54 D. Gordon, LB 58 J. Farrior, C/G 65 J. Hudson, C/G 67 M. Gister, T/G 71 K. Jenkins, TE 82 B. Spence, TE 84 F. Baxter, WR 86 A. Van Dyke, WR 89 D. Ward, DE 92 B. Hamilton, DT 93 E. Logan, DE 99 E. Ogbogu. **DID NOT PLAY:** QB 6 R. Lucas, RB 20 R. Anderson. **INACTIVE:** QB 4 G. Foley, S 26 J. Henderson, FB 33 J. Sowell, G/T 60 D. Karczewski, G 66 A. Bernstein, DT 75 C. Hansen, G 79 J. Bundern, DE 97 D. Boose.

		1	2	3	4	OT	TOTAL	FIELD GOALS (made () & missed)	
VISITOR	New York Jets	0	3	7	0	—	10	J. Hall	42WR (32)
HOME	Denver Broncos	0	0	20	3	—	23	J. Elam	(44) (48) (35)

Team	Qtr	Clock Time	PLAY DESCRIPTION (Extra Point) (Drive Info)	SCORE Visitor	Home
JETS	2	0:00	J. Hall 32 yd. Field Goal (6-46, 0:38)	3	0
JETS	3	11:56	C. Martin 1 yd. run (J. Hall, kick) (1-1, 0:04)	10	0
BRONCOS	3	10:18	H. Griffith 11 yd. pass from J. Elway (J. Elam, kick) (3-64, 1:38)	10	7
BRONCOS	3	8:23	J. Elam 44 yd. Field Goal (4-5, 1:46)	10	10
BRONCOS	3	2:58	J. Elam 48 yd. Field Goal (8-27, 3:14)	10	13
BRONCOS	3	0:18	T. Davis 31 yd. run (J. Elam, kick) (3-38, 1:24)	10	20
BRONCOS	4	3:40	J. Elam 35 yd. Field Goal (4-1, 1:00)	10	23

FINAL INDIVIDUAL STATISTICS																											
New York Jets											Denver Broncos																
RUSHING	ATT	YDS	AVG	LG	TD							RUSHING	ATT	YDS	AVG	LG	TD										
C. Martin	13	14	1.1	4	1							T. Davis	32	167	5.2	31	1										
												J. Elway	3	13	4.3	9	0										
												D. Loville	2	7	3.5	4	0										
												T. Rouen	1	-9	-9.0	-9	0										
TOTAL	13	14	1.1	4	1							TOTAL	38	178	4.7	31	1										
PASSING	ATT	CMP	YDS	TKD/YD	TD	LG	IN	Rtg.							PASSING	ATT	CMP	YDS	TKD/YD	TD	LG	IN	Rtg.				
V. Testaverde	52	31	356	0/0	0	28	2	64.3							J. Elway	34	13	173	3/20	1	47	0	65.0				
TOTAL	52	31	356	0/0	0	28	2	64.3							TOTAL	34	13	173	3/20	1	47	0	65.0				
PASS RECEIVING	NO	YDS	AVG	LG	TD							PASS RECEIVING	NO	YDS	AVG	LG	TD										
W. Chrebet	8	121	15.1	28	0							E. McCaffrey	3	66	22.0	47	0										
K. Johnson	7	73	10.4	25	0							R. Smith	3	37	12.3	15	0										
D. Ward	5	61	12.2	26	0							B. Chamberlain	2	26	13.0	16	0										
C. Martin	4	39	9.8	27	0							S. Sharpe	2	14	7.0	8	0										
K. Byars	3	33	11.0	19	0							T. Davis	1	12	12.0	12	0										
K. Brady	2	11	5.5	8	0							H. Griffith	1	11	11.0	11	1										
A. Van Dyke	1	16	16.0	16	0							D. Carswell	1	7	7.0	7	0										
D. Meggett	1	2	2.0	2	0																						
TOTAL	31	356	11.5	28	0							TOTAL	13	173	13.3	47	1										
INTERCEPTIONS	NO	YDS	AVG	LG	TD							INTERCEPTIONS	NO	YDS	AVG	LG	TD										
	0	0	0.0	—	0							D. Gordon	2	48	24.0	30	0										
TOTAL	0	0	0.0	—	0							TOTAL	2	48	24.0	30	0										
PUNTING	NO	YDS	AVG	NET	TB	IN20	LG							PUNTING	NO	YDS	AVG	NET	TB	IN20	LG						
J. Kidd	7	335	47.9	36.6	0	3	53							T. Rouen	7	317	45.3	39.1	0	3	59						
														(BLOCKED)	1	0	0.0	0.0	0	0							
TOTAL	7	335	47.9	36.6	0	3	53							TOTAL	8	317	39.6	34.3	0	3	59						
PUNT RETURNS	NO	YDS	AVG	FC	LG	TD							PUNT RETURNS	NO	YDS	AVG	FC	LG	TD								
D. Meggett	3	43	14.3	0	33	0							D. Gordon	5	79	15.8	0	36	0								
(DOWNED)	3	0	0.0	0	—	0							(DOWNED)	1	0	0.0	0	—	0								
(OUT OF BOUNDS)	1	0	0.0	0	—	0							(OUT OF BOUNDS)	1	0	0.0	0	—	0								
RETURNS	3	43	14.3	0	33	0							RETURNS	5	79	15.8	0	36	0								
KICKOFF RETURNS	NO	YDS	AVG	FC	LG	TD							KICKOFF RETURNS	NO	YDS	AVG	FC	LG	TD								
D. Meggett	3	32	10.7	0	16	0							V. Hebron	1	28	28.0	0	28	0								
B. Hamilton	1	14	14.0	0	14	0							(TOUCHBACK)	1	0	0.0	0	—	0								
J. Farrior	1	0	0.0	0	0	0																					
(TOUCHBACK)	1	0	0.0	0	—	0																					
RETURNS	5	46	9.2	0	16	0							RETURNS	1	28	28.0	0	28	0								
New York Jets												Denver Broncos															
FUMBLES	Fum	Lost	Own	Rec.	Yds	TD	FF	Opp. Rec.	Yds	TD	Out Bnds	FUMBLES	Fum	Lost	Own	Rec.	Yds	TD	FF	Opp. Rec.	Yds	TD	Out Bnds				
C. Martin	1	1	0	0	0	0	0	0	0	0	0	T. Braxton	0	0	0	0	0	0	0	0	0	0	0				
K. Byars	1	1	0	0	0	0	0	0	0	0	0	J. Elway	1	0	0	-6	0	0	0	0	0	0	0				
J. Farrior	1	1	0	0	0	0	0	0	0	0	0	T. Davis	0	0	1	0	0	0	0	0	0	0	0				
A. Van Dyke	1	1	0	0	0	0	0	0	0	0	0	T. Rouen	1	0	1	0	0	0	1	0	0	0	0				
												B. Romanowski	0	0	0	0	0	0	1	-2	0	0	0				
												J. Mobley	0	0	0	0	0	0	1	0	0	0	0				
												K. Burns	0	0	0	0	0	0	1	0	0	0	0				
												S. Atwater	0	0	0	0	0	1	0	0	0	0	0				
												A. Williams	0	0	0	0	0	1	0	0	0	0	0				
TOTAL	4	4	0	0	0	0	0	0	0	0	0	TOTAL	2	0	2	-6	0	3	4	-2	0	0	0				

FINAL TEAM STATISTICS													
					JETS		BRONCOS						
TOTAL FIRST DOWNS					18	14	PUNTS Number and Average					7-47.9	8-39.6
By Rushing					1	8	Had Blocked					0	1
By Passing					17	6	FGs – PATs Had Blocked					0-0	0-0
By Penalty					0	0	TOTAL RETURN YARDAGE (Not Including Kickoffs)					43	127
THIRD DOWN EFFICIENCY					3-12-25%	4-19-21%	No. and Yards Punt Returns					3-43	5-79
FOURTH DOWN EFFICIENCY					1-1-100%	1-4-25%	No. and Yards Kickoff Returns					5-46	1-28
TOTAL NET YARDS					370	331	No. and Yards Interception Returns					0-0	2-48
Total Offensive Plays (inc. times thrown passing)					65	75	PENALTIES Number and Yards					6-49	6-47
Average gain per offensive play					5.7	4.4	FUMBLES Number and Lost					4-4	2-0
NET YARDS RUSHING					14	178	TOUCHDOWNS					1	2
Total Rushing Plays					13	38	Rushing					1	1
Average gain per rushing play					1.1	4.7	Passing					0	1
NET YARDS PASSING					356	153	EXTRA POINTS Made-Attempts					1-1	2-2
Times thrown – yards lost attempting to pass					0-0	3-20	Kicking Made-Attempts					1-1	2-2
Gross yards passing					356	173	FIELD GOALS Made-Attempts					1-2	3-3
PASS ATTEMPTS-COMPLETIONS-HAD INTERCEPTED					52-31-2	34-13-0	SAFETIES					0	0
Average gain per pass play (inc. # thrown passing)					6.8	4.1	FINAL SCORE					10	23
KICKOFFS Number-In End Zone-Touchbacks					2-1-1	6-1-1	TIME OF POSSESSION					27:00	33:00



Denver 38, Miami 3

Saturday, Jan. 9, 1999 • 2:15 p.m. MST • Mile High Stadium • Denver

WEATHER: Sunny, 49°, Wind W 13 mph • ATTENDANCE: 75,729 • TIME: 2:48

1998 AFC Divisional Playoff Game

The Denver Broncos won their fifth consecutive postseason contest and advanced to the AFC Championship Game for the second year in a row with a record-setting 38-3 win against the Miami Dolphins in an AFC Divisional Playoff Game played before 75,729 raucous fans at Mile High Stadium.

The 35-point differential represented Denver's largest margin of victory in a postseason game and was punctuated by a defensive effort that limited Miami to just 14 yards on 13 carries for an average of 1.1 yards per rush that set a club playoff record. The three points allowed also were the fewest allowed by Denver in a postseason game.

The Broncos' offense was just as sharp, putting points on the board in all four quarters, including 14 in both the first and fourth quarters. Denver's two first-quarter touchdowns both came courtesy of Terrell Davis, who scored on runs of one and 20 yards, the latter of which would qualify for any highlight film as Davis juked two Dolphins defenders with separate moves as he dashed to the end zone. Davis was, unequivocally, the offensive star, posting a franchise-record 199 yards on 21 carries that represented the fourth-highest single-game rushing output in NFL postseason history.

Miami closed the gap to 14-3 in the second quarter, scoring its only points of the game on a 22-yard Olinde Mare field goal, but Denver answered with an 11-play, 87-yard drive capped by Derek Loville's 11-yard touchdown run to increase its lead to 21-3 at halftime. The Broncos pushed the margin to 24-3 early in the third quarter when Jason Elam converted a 32-yard field goal and put the game out of reach early in the fourth quarter when John Elway hooked up with Rod Smith for a 28-yard touchdown play that was the quarterback's 25th career post-season touchdown, tying him for fourth place in NFL history.

The icing on the cake was provided when Neil Smith picked up a fumble forced by cornerback Darrius Johnson at the Broncos' 21-yard line and ran it back 79 yards for his first career playoff score. It gave the Broncos a 38-3 lead that held over the final 9:49 for Denver's largest postseason win in club history.

Tight end Shannon Sharpe led all Broncos with five catches while Smith posted a team-high 71 yards on four receptions. Defensively, Johnson and linebacker Bill Romanowski each intercepted Dan Marino. Johnson's 48-yard interception return was the second longest in Broncos postseason history.

OFFICIALS:

Referee — Bill Carrollo (63); **Umpire** — Ed Coukart (71); **Head Linesman** — Tony Veteri (36); **Line Judge** — Mark Steinkerchner (84); **Field Judge** — Boris Cheek (41); **Side Judge** — Ken Baker (91); **Back Judge** — Jeff Triplette (42).

DENVER BRONCOS

OFFENSE

WR 80 R. Smith
LT 77 T. Jones
LG 69 M. Schlereth
C 66 T. Nalen
RG 62 D. Neil
RT 74 H. Swayne
TE 84 S. Sharpe
WR 87 E. McCaffrey
QB 7 J. Elway
HB 30 T. Davis
FB 29 H. Griffith

DEFENSE

LE 96 H. Hasselbach
LT 94 K. Traylor
RE 98 M. Tanuvasa
WLB 51 J. Mobley
MLB 59 G. Cadrez
SLB 53 B. Romanowski
LCB 39 R. Crockett
RCB 21 D. Gordon
CB 25 D. Johnson
SS 34 T. Braxton
FS 27 S. Atwater

BRONCOS SUBSTITUTIONS: K 1 J. Elam, QB 6 B. Brister, P 16 T. Rouen, CB 20 T. James, RB 22 V. Hebron, CB 28 T. Paul, RB 31 D. Loville, RB 37 A. Lynn, FB 42 D. Smith, S 48 G. Coghill, LB 56 K. Burns, G 63 D. Diaz-Infante, T 78 M. Lepsis, WR 82 M. Nash, WR 85 W. Green, TE 86 B. Chamberlain, TE 89 D. Carswell, DE 90 N. Smith, DE 91 A. Williams, DT 93 T. Pryce, DE 95 M. Washington, DT 97 M. Lodish, LB 99 S. Joyner. **INACTIVE:** QB 14 B. Griesse, S 26 E. Brown, LB 54 N. Wayne, C 60 K.C. Jones, T 70 T. Teague, DE 73 C. Brown, G 79 C. Banks, WR 83 J. Armour.

MIAMI DOLPHINS

OFFENSE

WR 85 L. Thomas
LT 74 B. Smith
LG 60 J. Bock
C 61 T. Ruddy
RG 65 K. Donnalley
RT 76 J. Brown
TE 89 E. Perry
WR 81 O. McDuffie
QB 13 D. Marino
WR 86 O. Gadsden
FB 36 S. Pritchett

DEFENSE

LE 75 S. Burton
LT 72 B. Tanner
RT 92 D. Gardener
RE 79 K. Mixon
WLB 59 D. Rodgers
MLB 54 Z. Thomas
SLB 52 R. Jones
LCB 27 T. Buckley
RCB 29 S. Madison
SS 38 C. Jackson
FS 31 B. Marion

DOLPHINS SUBSTITUTIONS: P 8 K. Wilmsmeyer, K 10 O. Mare, QB 11 D. Huard, RB 20 J. Avery, S 21 R. Stewart, CB 23 P. Surtain, CB 24 J. Wilson, CB 28 R. Hill, RB 30 B. Parmalee, RB 33 K. Abdul-Jabbar, S 45 B. Walker, LB 50 D. Hollier, LB 51 A. Harris, LB 50 E. Brigrance, T 68 M. Sheldon, WR 80 I. Uwaezuoke, TE 82 F. Wainright, TE 83 H. Lusk, WR 88 N. Jacquet, DE 91 L. Bromell, DE 93 T. Armstrong, DE 96 D. Stubbs. **DID NOT PLAY:** QB 17 T. Doozon, T 67 B. Stokes. **INACTIVE:** QB 14 D. Gonzalez, CB 26 E. McDaniel, RB 34 R. Moore, FB 48 K. Karber, LB 53 L. Izzo, T 78 R. Nabb, TE 84 T. Drayton.

		1	2	3	4	OT	TOTAL	FIELD GOALS (made () & missed)	
VISITOR	Miami Dolphins	0	3	0	0	—	3	O. Mare	(22)
HOME	Denver Broncos	14	7	3	14	—	38	J. Elam	(32)

Team	Qtr	Clock Time	PLAY DESCRIPTION (Extra Point) (Drive Info)	SCORE	
				Visitor	Home
BRONCOS	1	5:55	T. Davis 1 yd. run (J. Elam, kick) (14-92, 7:56)	0	7
BRONCOS	1	1:02	T. Davis 20 yd. run (J. Elam, kick) (4-66, 2:18)	0	14
DOLPHINS	2	10:07	O. Mare 22 yd. Field Goal (11-76, 5:55)	3	14
BRONCOS	2	4:39	D. Loville 11 yd. run (J. Elam, kick) (11-87, 5:28)	3	21
BRONCOS	3	11:52	J. Elam 32 yd. Field Goal (5-66, 3:08)	3	24
BRONCOS	4	13:23	R. Smith 28 yd. pass from J. Elway (J. Elam, kick) (5-52, 1:39)	3	31
BRONCOS	4	9:49	N. Smith 79 yd. fumble return (J. Elam, kick)	3	38

FINAL INDIVIDUAL STATISTICS																							
Miami Dolphins											Denver Broncos												
RUSHING		ATT	YDS	AVG	LG	TD						RUSHING		ATT	YDS	AVG	LG	TD					
B. Parmalee		7	14	2.0	12	0						T. Davis		21	199	9.5	62	2					
K. Abdul-Jabbar		3	5	1.7	3	0						D. Loville		8	34	4.3	11	1					
D. Huard		2	-2	-1.0	-1	0						J. Elway		3	19	6.3	11	0					
S. Pritchett		1	-3	-3.0	-3	0						B. Brister		6	-2	-0.3	2	0					
TOTAL		13	14	1.1	12	0						TOTAL		38	250	6.6	62	3					
PASSING		ATT	CMP	YDS	TKD/ YD	TD	LG	IN	Rtg.				PASSING		ATT	CMP	YDS	TKD/ YD	TD	LG	IN	Rtg.	
D. Marino		37	26	243	1/5	0	23	2	65.5				J. Elway		23	14	182	1/8	1	33	0	100.3	
TOTAL		37	26	243	1/5	0	23	2	65.5				TOTAL		23	14	182	1/8	1	33	0	100.3	
PASS RECEIVING				NO	YDS	AVG	LG	TD					PASS RECEIVING				NO	YDS	AVG	LG	TD		
O. McDuffie				9	118	13.1	23	0					S. Sharpe				5	38	7.6	10	0		
B. Parmalee				5	24	4.8	9	0					R. Smith				4	71	17.8	28	1		
O. Gadsden				4	36	9.0	14	0					E. McCaffrey				3	52	17.3	33	0		
L. Thomas				3	31	10.3	17	0					H. Griffith				1	14	14.0	14	0		
S. Pritchett				3	23	7.7	12	0					T. Davis				1	7	7.0	7	0		
N. Jacquet				1	6	6.0	6	0															
K. Abdul-Jabbar				1	5	5.0	5	0															
TOTAL				26	243	9.3	23	0					TOTAL				14	182	13.0	33	1		
INTERCEPTIONS											INTERCEPTIONS												
				NO	YDS	AVG	LG	TD								NO	YDS	AVG	LG	TD <td colspan="3"></td>			
												D. Johnson				1	48	48.0	48	0			
												B. Romanowski				1	0	0.0	0	0			
TOTAL				0	0	0.0	—	0				TOTAL				2	48	24.0	48	0			
PUNTING		NO	YDS	AVG	NET	TB	IN20	LG				PUNTING		NO	YDS	AVG	NET	TB	IN20	LG			
K. Wilmsmeyer		5	228	45.6	42.8	0	2	56				T. Rouen		2	97	48.5	33.0	1	0	49			
TOTAL		5	228	45.6	42.8	0	2	56				TOTAL		2	97	48.5	33.0	1	0	49			
PUNT RETURNS		NO	YDS	AVG	FC	LG	TD						PUNT RETURNS		NO	YDS	AVG	FC	LG	TD			
T. Buckley		1	11	11.0	0	11	0						D. Gordon		2	14	7.0	1	13	0			
(TOUCHBACK)		1	0	0.0	0	—	0						(DOWNED)		1	0	0.0	0	—	0			
													(OUT OF BOUNDS)		1	0	0.0	0	—	0			
RETURNS		1	11	11.0	0	11	0						RETURNS		2	14	7.0	1	13	0			
KICKOFF RETURNS		NO	YDS	AVG	FC	LG	TD						KICKOFF RETURNS		NO	YDS	AVG	FC	LG	TD			
J. Avery		5	121	24.2	0	35	0						V. Hebron		1	19	19.0	0	19	0			
(TOUCHBACK)		2	0	0.0	0	—	0						(TOUCHBACK)		1	0	0.0	0	—	0			
RETURNS		5	121	24.2	0	35	0						RETURNS		1	19	19.0	0	19	0			
Miami Dolphins											Denver Broncos												
FUMBLES		Fum	Lost	Rec.	Yds	TD	FF	Rec.	Yds	TD	Out Bnds	FUMBLES		Fum	Lost	Rec.	Yds	TD	FF	Rec.	Yds	TD	Out Bnds
O. Gadsden		1	1	0	0	0	0	0	0	0	0	D. Johnson		0	0	0	0	0	1	0	0	0	0
												N. Smith		0	0	0	0	0	1	79	1	0	
TOTAL		1	1	0	0	0	0	0	0	0	0	TOTAL		0	0	0	0	0	1	1	79	1	0



Denver 31, Green Bay 24

Sunday, Jan. 25, 1998 • 3:24 p.m. PST • Qualcomm Stadium • San Diego

WEATHER: Clear and Sunny, 67°, Wind WSW 8 mph • ATTENDANCE: 68,912 • TIME: 3:25

Super Bowl XXXII



The Denver Broncos won their first Super Bowl and became the first AFC team in 14 years to claim the Vince Lombardi Trophy as they used a powerful running game and a solid defensive performance to dethrone the defending Super Bowl champion Green Bay Packers 31-24 in front of 68,912 fans at Qualcomm Stadium in San Diego.

Denver running back Terrell Davis was named the game's Most Valuable Player in recognition of his 157-yard rushing effort, which included a Super Bowl-record three rushing touchdowns (each from one yard out). His three total touchdowns and 18 points tied Super Bowl records and were made even more remarkable by the fact that he missed almost the entire second quarter when he was sidelined by the onset of a migraine headache.

Both offenses displayed their talents immediately as Super Bowl XXXII became the first ever in which each team scored a touchdown on its opening possession. The Packers struck first when Brett Favre connected with Antonio Freeman on a 22-yard scoring pass, and the Broncos answered by driving 58 yards in 10 plays the first time they touched the ball, scoring on a 1-yard Davis touchdown run with 5:39 left in the first quarter.

The Broncos turned two Packers turnovers into 10 more points to take a 17-7 lead in the second quarter. The first opportunity was created when strong safety Tyrone Braxton intercepted a Favre pass, and eight plays later, John Elway rushed around right end for a 1-yard touchdown. Free safety Steve Atwater sacked Favre on the next Green Bay possession, forcing a fumble that was recovered by defensive end Neil Smith. Four plays later, Jason Elam converted a 51-yard field goal, the second-longest in Super Bowl history.

Green Bay pulled within 17-14 with a touchdown just before halftime and tied the score early in the third quarter on a 27-yard Ryan Longwell field goal. Denver broke the tie late in the third quarter on a 1-yard Davis touchdown run. After a Denver interception, Green Bay would move 85 yards in just four plays to tie the game at 24 early in the fourth quarter.

After the Denver defense turned back the Packers on their next two possessions, the Broncos set up shop at the Packers' 49-yard line for their game-winning drive. Five plays later, Davis scored his third touchdown of the day from one yard out to give Denver a 31-24 lead that would hold up over the final 1:45 for the victory.

OFFICIALS:

Referee — Ed Hochuli (85); **Umpire** — Jim Quirk (5); **Head Linesman** — John Schleyer (21); **Line Judge** — Ben Montgomery (117); **Back Judge** — Paul Baetz (22); **Side Judge** — Doug Toole (4); **Field Judge** — Don Dorkowski (113).

DENVER BRONCOS

OFFENSE

WR 80 R. Smith
LT 65 G. Zimmerman
LG 69 M. Schlereth
C 66 T. Nalen
RG 75 B. Habib
RT 77 T. Jones
TE 84 S. Sharpe
WR 87 E. McCaffrey
QB 7 J. Elway
RB 30 T. Davis
FB 29 H. Griffith

DEFENSE

LE 90 N. Smith
LT 94 K. Traylor
RT 98 M. Tanuvasa
RE 91 A. Williams
WLB 51 J. Mobley
MLB 57 A. Aldridge
SLB 53 B. Romanowski
LCB 39 R. Crockett
RCB 23 D. Gordon
SS 34 T. Braxton
FS 27 S. Atwater

BRONCOS SUBSTITUTIONS: K 1 J. Elam, P 16 T. Rouen, CB 21 R. Hilliard, RB 22 V. Hebron, CB 25 D. Johnson, CB 26 T. McKyer, RB 31 D. Loville, S 32 T. Veland, S 33 D. Dodge, RB 37 A. Lynn, FB 42 D. Smith, LB 56 K. Burns, LB 59 G. Cadrez, G 63 D. Diaz-Infante, T 74 H. Swayne, WR 81 P. Jeffers, WR 85 W. Green, TE 89 D. Carswell, DT 93 T. Pryce, DE 96 H. Hasselbach, DT 97 M. Lodish. **DID NOT PLAY:** QB 6 B. Brister, TE 86 B. Chamberlain. **INACTIVE:** QB 8 J. Lewis, LB 50 J. Hesse, LB 58 S. Russ, C/G 62 D. Neil, T 70 J. Brown, DE 72 E. Jones, WR 88 S. Wilson, DT 99 D. Richie.

GREEN BAY PACKERS

OFFENSE

WR 86 A. Freeman
LT 78 R. Verba
LG 73 A. Taylor
C 52 F. Winters
RG 63 A. Timmerman
RT 72 E. Dotson
TE 89 M. Chmura
WR 87 R. Brooks
QB 4 B. Favre
RB 25 D. Levens
FB 30 W. Henderson

DEFENSE

LE 92 R. White
DT 71 S. Dotson
DT 93 G. Brown
RE 98 G. Wilkins
LLB 54 S. Joyner
MLB 55 B. Harris
LLB 51 B. Williams
LCB 37 T. Williams
RCB 33 D. Evans
SS 36 L. Butler
FS 41 E. Robinson

PACKERS SUBSTITUTIONS: K 8 R. Longwell, P 17 C. Hentrich, RB 24 A. Hayden, CB 26 M. Collins, CB 28 R. Mullen, FB 32 T. Jervey, S 39 M. Prior, CB 42 D. Sharper, RB 44 C. Darkins, LB 53 G. Koonce, LB 56 L. Hollingquest, LS 60 R. Davis, C 62 M. Rivera, T 64 B. Wilkerson, WR 80 D. Mayes, TE 81 T. Davis, TE 83 J. Thomason, WR 85 T. Mickens, DE/DT 90 D. Holland, DT 94 B. Kuberski, DE 95 K. McKenzie. **DID NOT PLAY:** QB 13 S. Bono, C/G 67 J. Dellenbach. **INACTIVE:** QB 18 D. Pederson, WR 12 R. Anderson, S 38 B. McLumurry, G 70 J. Andruzzi, T 77 J. Michaels, WR 84 B. Schroeder, DE 97 P. Frase, DT 99 J. Smith.

		1	2	3	4	OT	TOTAL	FIELD GOALS (made () & missed)
VISITOR	Green Bay Packers	7	7	3	7	—	24	R. Longwell (27)
HOME	Denver Broncos	7	10	7	7	—	31	J. Elam (51)

Team	Qtr	Clock Time	PLAY DESCRIPTION (Extra Point) (Drive Info)	SCORE Visitor	Home
PACKERS	1	10:58	A. Freeman 22 yd. pass from B. Favre (R. Longwell, kick) (8-76, 4:02)	7	0
BRONCOS	1	5:39	T. Davis 1 yd. run (J. Elam, kick) (10-58, 5:19)	7	7
BRONCOS	2	14:55	J. Elway 1 yd. run (J. Elam, kick) (8-45, 4:54)	7	14
BRONCOS	2	12:21	J. Elam 51 yd. Field Goal (4-0, 1:02)	7	17
PACKERS	2	0:12	M. Chmura 6 yd. pass from B. Favre (R. Longwell, kick) (17-95, 7:26)	14	17
PACKERS	3	11:59	R. Longwell 27 yd. Field Goal (7-17, 2:42)	17	17
BRONCOS	3	0:34	T. Davis 1 yd. run (J. Elam, kick) (13-92, 7:12)	17	24
PACKERS	4	13:32	A. Freeman 13 yd. pass from B. Favre (R. Longwell, kick) (4-85, 1:39)	24	24
BRONCOS	4	1:45	T. Davis 1 yd. run (J. Elam, kick) (5-49, 1:42)	24	31

FINAL INDIVIDUAL STATISTICS																											
Green Bay Packers										Denver Broncos																	
RUSHING	ATT	YDS	AVG	LG	TD					RUSHING	ATT	YDS	AVG	LG	TD												
D. Levens	19	90	4.7	16	0					T. Davis	30	157	5.2	27	3												
R. Brooks	1	5	5.0	5	0					J. Elway	5	17	3.4	10	1												
										V. Hebron	3	3	1.0	2	0												
										H. Griffith	1	2	2.0	2	0												
TOTAL	20	95	4.8	16	0					TOTAL	39	179	4.6	27	4												
PASSING	ATT	CMP	YDS	TKD/ YD	TD	LG	IN	Rtg.	PASSING	ATT	CMP	YDS	TKD/ YD	TD	LG	IN	Rtg.										
B. Favre	42	25	256	1/1	3	27	1	91.0	J. Elway	22	12	123	0/0	0	36	1	51.9										
TOTAL	42	25	256	1/1	3	27	1	91.0	TOTAL	22	12	123	0/0	0	36	1	51.9										
PASS RECEIVING	NO	YDS	AVG	LG	TD													PASS RECEIVING	NO	YDS	AVG	LG	TD				
A. Freeman	9	126	14.0	27	2													S. Sharpe	5	38	7.6	12	0				
D. Levens	6	56	9.3	22	0													E. McCaffrey	2	45	22.5	36	0				
M. Chmura	4	43	10.8	21	1													T. Davis	2	8	4.0	4	0				
R. Brooks	3	16	5.3	10	0													H. Griffith	1	23	23.0	23	0				
W. Henderson	2	9	4.5	7	0													V. Hebron	1	5	5.0	5	0				
T. Mickens	1	6	6.0	6	0													D. Carswell	1	4	4.0	4	0				
TOTAL	25	256	10.2	27	3													TOTAL	12	123	10.3	36	0				
INTERCEPTIONS	NO	YDS	AVG	LG	TD													INTERCEPTIONS	NO	YDS	AVG	LG	TD				
E. Robinson	1	17	17.0	17	0													T. Braxton	1	0	0.0	0	0				
TOTAL	1	17	17.0	17	0													TOTAL	1	0	0.0	0	0				
PUNTING	NO	YDS	AVG	NET	TB	IN20	LG													PUNTING	NO	YDS	AVG	NET	TB	IN20	LG
C. Hentrich	4	142	35.5	35.5	0	2	51													T. Rouen	4	146	36.5	36.5	0	2	47
TOTAL	4	142	35.5	35.5	0	2	51													TOTAL	4	146	36.5	36.5	0	2	47
PUNT RETURNS	NO	YDS	AVG	FC	LG	TD													PUNT RETURNS	NO	YDS	AVG	FC	LG	TD		
R. Brooks	0	0	0.0	1	—	0													D. Gordon	0	0	0.0	2	—	0		
(DOWNED)	3	0	0.0	0	—	0													R. Smith	0	0	0.0	1	—	0		
										(DOWNED)	1	0	0.0	0	—	0											
RETURNS	0	0	0.0	1	—	0													RETURNS	0	0	0.0	3	—	0		
KICKOFF RETURNS	NO	YDS	AVG	FC	LG	TD													KICKOFF RETURNS	NO	YDS	AVG	FC	LG	TD		
A. Freeman	6	104	17.3	0	22	0													V. Hebron	4	79	19.8	0	32	0		
										K. Burns	1	16	16.0	0	16	0											
RETURNS	6	104	17.3	0	22	0													RETURNS	5	95	19.0	0	32	0		
Green Bay Packers	Own						Opp.						Out	Denver Broncos	Own						Opp.						Out
FUMBLES	Fum	Lost	Rec.	Yds	TD	FF	Rec.	Yds	TD	Bnds	FUMBLES	Fum	Lost	Rec.	Yds	TD	FF	Rec.	Yds	TD	Bnds						
B. Favre	1	1	0	0	0	0	1	0	0	0	N. Smith	0	0	0	0	0	1	0	0	0	0						
T. Williams	0	0	0	0	0	1	1	0	0	0	S. Atwater	0	0	0	0	0	1	0	0	0	0						
A. Freeman	1	1	0	0	0	0	0	0	0	0	T. Davis	1	1	0	0	0	0	0	0	0	0						
										T. McKyer	0	0	0	0	0	0	1	0	0	0	0						
										T. Veland	0	0	0	0	0	1	0	0	0	0	0						
TOTAL	2	2	0	0	0	1	1	0	0	0	TOTAL	1	1	0	0	0	2	2	0	0	0						

Green Bay Packers											Denver Broncos																	
Own					Opp.					Out					Own					Opp.								
FUMBLES	Fum	Lost	Rec.	Yds	TD	FF	Rec.	Yds	TD	Bnds	FUMBLES	Fum	Lost	Rec.	Yds	TD	FF	Rec.	Yds	TD	Bnds	FUMBLES	Fum	Lost	Rec.	Yds	TD	Bnds
B. Favre	1	1	0	0	0	0	0	0	0	0	N. Smith	0	0	0	0	0	0	1	0	0	0	T. Smith	0	0	0	0	0	0
T. Williams	0	0	0	0	0	1	1	0	0	0	S. Atwater	0	0	0	0	0	1	0	0	0	0	T. Davis	1	1	0	0	0	0
A. Freeman	1	1	0	0	0	0	0	0	0	0	T. McKyer	0	0	0	0	0	0	1	0	0	0	T. Veland	0	0	0	0	0	0
TOTAL	2	2	0	0	0	1	1	0	0	0	TOTAL	1	1	0	0	0	2	2	0	0	0							

FINAL TEAM STATISTICS																		
PACKERS									BRONCOS									
TOTAL FIRST DOWNS					21				21									
By Rushing					4				14				PUNTS Number and Average					
By Passing					14				5				4-35.5					
By Penalty					3				2				Had Blocked					
THIRD DOWN EFFICIENCY	5-14-36%				5-10-50%								0					
FOURTH DOWN EFFICIENCY	0-1-0%				0-0-0%								FGs – PATs Had Blocked					
TOTAL NET YARDS	350				302								0-0					
Total Offensive Plays (inc. times thrown passing)	63				61								TOTAL RETURN YARDAGE (Not Including Kickoffs)					
Average gain per offensive play	5.6				5.0								No. and Yards Punt Returns					
NET YARDS RUSHING	95				179								6-104					
Total Rushing Plays	20				39								No. and Yards Kickoff Returns					
Average gain per rushing play	4.8				4.6								1-17					
NET YARDS PASSING	255				123								PENALTIES Number and Yards					
Times thrown – yards lost attempting to pass	1-1				0-0								2-2					
Gross yards passing	256				123								FUMBLES Number and Lost					
PASS ATTEMPTS-COMPLETIONS-HAD INTERCEPTED	42-25-1				22-12-1								3					
Average gain per pass play (inc. # thrown passing)	5.9				5.6								TOUCHDOWNS					
KICKOFFS Number-In End Zone-Touchbacks	5-0-0				6-0-0								3					

BRONCOS DEFENSIVE STATISTICS																	
(based on unofficial press box statistics)																	
PLAYER	UT	A	TT	S-YDS	I-YDS	PD	FF	FR	PLAYER	UT	A	TT	S-YDS	I-YDS	PD	FF	FR
T. Braxton	6	1	7	0-0	1-0	1	0	0	D. Johnson	1	0	1	0-0	0-0	0	0	0
S. Atwater	6	0	6	1-1	0-0	2	1	0	M. Tanuvasa	1	0	1	0-0	0-0	0	0	0
R. Crockett	6	0	6	0-0	0-0	1	0	0	N. Smith	0	0	0	0-0	0-0	0	0	1
J. Mobley	6	0	6	0-0	0-0	1	0	0	K. Burns	0	0	0	0-0	0-0	0	0	0
B. Romanowski	4	1	5	0-0	0-0	1	0	0	G. Cadrez	0	0	0	0-0	0-0	0	0	0
A. Aldridge	4	0	4	0-0	0-0	0	0	0	D. Dodge	0	0	0	0-0	0-0	0	0	0
D. Gordon	3	0	3	0-0	0-0	1	0	0	R. Hilliard	0	0	0	0-0	0-0	0	0	0
M. Lodish	2	0	2	0-0	0-0	0	0	0	T. McKyer	0	0	0	0-0	0-0	0	0	0
K. Traylor	2	0	2	0-0	0-0	0	0	0	T. Pryce	0	0	0	0-0	0-0	0	0	0
A. Williams	1	1	2	0-0	0-0	0	0	0	TEAM TOTALS	43	3	46	1-1	1-0	7	1	1
H. Hasselbach	1	0	1	0-0	0-0	0	0	0									



Denver 24, Pittsburgh 21

Sunday, Jan. 11, 1998 • 12:35 p.m. EST • Three Rivers Stadium • Pittsburgh

WEATHER: Sunny, 38°, Wind SW 3 mph • ATTENDANCE: 61,382 • TIME: 2:59

1997 AFC Championship Game

The Denver Broncos advanced to their fifth Super Bowl—and their first since 1989—with a 24-21 victory against the Pittsburgh Steelers in the AFC Championship Game in front of 61,382 fans at Three Rivers Stadium. The Broncos became just the fifth Wild Card team to reach to the Super Bowl since the Wild Card format was established in 1970.

Denver quarterback John Elway was intercepted by Levon Kirkland on the game's second play, but the Steelers failed to capitalize when Norm Johnson's 38-yard field goal attempt sailed wide to the left. Denver then got on the board when Davis, who rushed for 139 yards to become the club's all-time postseason rushing leader, capped a 6-play, 72-yard drive with an 8-yard scoring run on its second possession.

Pittsburgh evened the score on its next possession when quarterback Kordell Stewart rushed 33 yards around right end for a touchdown to punctuate a 6-play, 65-yard drive that covered 3:02. The Steelers then broke the tie early in the second quarter when Jerome Bettis powered his way into the end zone from one yard out to put the finishing touches on an 11-play, 68-yard drive that lasted 4:46 and put them ahead 14-7.

The Broncos scored the game's next 17 points and put the game away as the defense held up its end of the bargain down the stretch.

The scoring began with a 43-yard Jason Elam field goal with 8:20 remaining in the first half. After each team punted on its next possession, Denver got the ball back when Ray Crockett intercepted a Stewart bomb in the end zone, setting up a 14-point assault that sent Denver to the locker room ahead 24-14. Elway connected with Howard Griffith for a 15-yard touchdown with 1:47 remaining before finding Ed McCaffrey for a 1-yard touchdown with 13 seconds left in the half.

Denver rode that 24-14 lead into the fourth quarter before the Steelers scored the only points of the second half on a 14-yard Stewart-to-Charles Johnson touchdown pass with 2:46 remaining. But the Broncos succeeded in running out the clock on their final possession and established a new franchise record with their 15th win of the season.

Elway tied Roger Staubach for fourth place on the NFL's all-time list for postseason touchdown passes (24) with his two on the day, and the Broncos' three interceptions tied the franchise postseason record for most in a game. Three different Denver players also registered one sack in the win.

OFFICIALS:

Referee — Ron Blum (7); **Umpire** — Bob Boylston (101); **Head Linesman** — Mark Baltz (26); **Line Judge** — Ron Winter (82); **Back Judge** — Bill Lovett (98); **Side Judge** — Dave Wyant (16); **Field Judge** — Don Hakes (96).

DENVER BRONCOS

OFFENSE

WR 80 R. Smith
LT 65 G. Zimmerman
LG 69 M. Schlereth
C 66 T. Nalen
RG 75 B. Habib
RT 77 T. Jones
TE 84 S. Sharpe
WR 87 E. McCaffrey
QB 7 J. Elway
HB 30 T. Davis
FB 29 H. Griffith

DEFENSE

LE 90 N. Smith
LT 94 K. Traylor
RT 98 M. Tanuvasa
RE 91 A. Williams
WLB 51 J. Mobley
MLB 57 A. Aldridge
SLB 53 B. Romanowski
LCB 39 R. Crockett
RCB 23 D. Gordon
FS 27 S. Atwater
SS 34 T. Braxton

BRONCOS SUBSTITUTIONS: K 1 J. Elam, P 16 T. Rouen, CB 21 R. Hilliard, RB 22 V. Hebron, CB 25 D. Johnson, CB 26 T. McKyer, RB 31 D. Loville, S 32 T. Veland, S 33 D. Dodge, RB 37 A. Lynn, FB 42 D. Smith, LB 56 K. Burns, LB 59 G. Cadrez, G/C 63 D. Diaz-Infante, T 74 H. Swayne, WR 81 P. Jeffers, WR 85 W. Green, TE 86 B. Chamberlain, TE 89 D. Carswell, DT 93 T. Pryce, DE 96 H. Hasselbach, DT 97 M. Lodish. **DID NOT PLAY:** QB 6 B. Brister. **INACTIVE:** QB 8 J. Lewis, LB 50 J. Hesse, LB 58 S. Russ, G 62 D. Neil, T 70 J. Brown, DE 72 E. Jones, WR 88 S. Wilson, DT 99 D. Richie.

PITTSBURGH STEELERS

OFFENSE

WR 82 Y. Thigpen
LT 65 J. Jackson
LG 77 W. Wolford
C 63 D. Dawson
RG 68 B. Stai
RT 73 J. Strzelczyk
TE 87 M. Bruener
WR 81 C. Johnson
QB 10 K. Stewart
FB 34 T. Lester
RB 36 J. Bettis

DEFENSE

LE 74 N. Harrison
NT 93 J. Steed
RE 76 K. Henry
LOLB 92 J. Gildon
LILB 99 L. Kirkland
RILB 50 E. Holmes
ROLB 54 D. Jones
LCB 30 C. Scott
RCB 37 C. Lake
SS 40 M. Bell
FS 39 M. Perry

STEELERS SUBSTITUTIONS: P 4 J. Miller, K 9 N. Johnson, QB 18 M. Tomczak, WR 19 A. Coleman, CB 24 C. Oldham, RB 25 F. McAfee, CB 27 J.B. Brown, DB 29 R. Fuller, FB 38 J. Witman, DB 41 L. Flowers, TE 46 T. Sadowski, LB 51 C. Emmons, LB 53 S. Conley, LB 55 J. Olasvsky, OL 62 T. Myslinski, C 66 J. Sweeney, DE 71 O. Roye, TE 84 K. Botkin, WR 88 C. Hawkins, WR 89 W. Blackwell, DE 96 M. Vrabel, LB 98 O. Gibson. **DID NOT PLAY:** CB 21 D. Woolford. **INACTIVE:** QB 11 M. Quinn, WR 17 C. Marsh, RB 43 G. Jones, T 67 J. Stephens, OL 79 P. Wiggins, WR 83 C. Holliday, LB 95 G. Lloyd, DE 97 R. Manuel.


		1	2	3	4	OT	TOTAL	FIELD GOALS (made () & missed)	
VISITOR	Denver Broncos	7	17	0	0	—	24	J. Elam (43)	
HOME	Pittsburgh Steelers	7	7	0	7	—	21	N. Johnson 38WL	

Team	Qtr	Clock Time	PLAY DESCRIPTION (Extra Point) (Drive Info)	SCORE Visitor	Home
BRONCOS	1	9:18	T. Davis 8 yd. run (J. Elam, kick) (6-72, 3:15)	7	0
STEELERS	1	6:16	K. Stewart 33 yd. run (N. Johnson, kick) (6-65, 3:02)	7	7
STEELERS	2	12:42	J. Bettis 1 yd. run (N. Johnson, kick) (11-68, 4:46)	7	14
BRONCOS	2	8:20	J. Elam 43 yd. Field Goal (11-45, 4:22)	10	14
BRONCOS	2	1:47	H. Griffith 15 yd. pass from J. Elway (J. Elam, kick) (5-80, 2:53)	17	14
BRONCOS	2	0:13	E. McCaffrey 1 yd. pass from J. Elway (J. Elam, kick) (4-54, 0:30)	24	14
STEELERS	4	2:46	C. Johnson 14 yd. pass from K. Stewart (N. Johnson, kick) (10-79, 2:57)	24	21

Final Individual Statistics																					
Denver Broncos										Pittsburgh Steelers											
Rushing	Att	Yds	Avg	Lg	Td					Rushing	Att	Yds	Avg	Lg	Td						
T. Davis	26	139	5.3	43	1	J. Bettis				23	105	4.6	16	1	D. Perry						
J. Elway	2	9	4.5	10	0	K. Stewart				3	44	14.7	33	1	J. Whitman						
V. Hebron	2	2	1.0	2	0	F. McAfee				1	12	12.0	12	0	T. Stewart						
TOTAL	30	150	5.0	43	1	TOTAL				27	161	6.0	33	2	TOTAL						
Passing	Att	Cmp	Yds	TKD/YD	Td	Lg	In	Rtg.					Passing	Att	Cmp	Yds	TKD/YD	Td	Lg	In	Rtg.
J. Elway	31	18	210	2/15	2	20	1	86.8	K. Stewart				36	18	201	3/8	1	27	3	41.6	
TOTAL	31	18	210	2/15	2	20	1	86.8	TOTAL				36	18	201	3/8	1	27	3	41.6	
Pass Receiving	No	Yds	Avg	Lg	Td					Pass Receiving	No	Yds	Avg	Lg	Td						
R. Smith	6	87	14.5	20	0	Y. Thigpen				6	92	15.3	27	0	L. Kirkland						
E. McCaffrey	5	37	7.4	11	1	C. Hawkins				4	30	7.5	9	0	C. Johnson						
S. Sharpe	3	49	16.3	18	0	C. Johnson				3	34	11.3	14	1	W. Blackwell						
H. Griffith	2	26	13.0	15	1	W. Blackwell				2	19	9.5	16	0	M. Bruener						
V. Hebron	1	9	9.0	9	0	M. Bruener				1	16	16.0	16	0	T. Lester						
T. Davis	1	2	2.0	2	0	T. Lester				1	7	7.0	7	0	J. Bettis						
TOTAL	18	210	11.7	20	2	TOTAL				18	201	11.2	27	1	TOTAL						
Interceptions	No	Yds	Avg	Lg	Td					Interceptions	No	Yds	Avg	Lg	Td						
T. Braxton	1	6	6.0	6	0	L. Kirkland				1	0	0.0	0	0	O. L. Brown						
A. Aldridge	1	0	0.0	0	0	O. L. Brown				1	0	0.0	0	0	R. Crockett						
R. Crockett	1	0	0.0	0	0	R. Crockett				1	0	0.0	0	0	TOTAL						
TOTAL	3	6	2.0	6	0	TOTAL				1	0	0.0	0	0	TOTAL						
Punting	No	Yds	Avg	Net	TB	In20	Lg					Punting	No	Yds	Avg	Net	TB	In20	Lg		
T. Rouen	5	157	31.4	27.6	0	1	48	J. Miller				4	168	42.0	37.3	0	0	51	O. L. Brown		
TOTAL	5	157	31.4	27.6	0	1	48	TOTAL				4	168	42.0	37.3	0	0	51	TOTAL		
Punt Returns	No	Yds	Avg	FC	Lg	Td					Punt Returns	No	Yds	Avg	FC	Lg	Td				
D. Gordon	2	19	9.5	0	19	0	W. Blackwell				1	19	19.0	0	19	0	C. Hawkins				
(DOWNED)	2	0	0.0	0	—	0	(DOWNED)				2	0	0.0	0	—	0	(OUT OF BOUNDS)				
RETURNS	2	19	9.5	0	19	0	RETURNS				1	19	19.0	1	19	0	RETURNS				
Kickoff Returns	No	Yds	Avg	FC	Lg	Td					Kickoff Returns	No	Yds	Avg	FC	Lg	Td				
V. Hebron	4	69	17.3	0	25	0	W. Blackwell				3	52	17.3	0	24	0	J. Witman				
RETURNS	4	69	17.3	0	25	0	(TOUCHBACK)				1	10	10.0	0	10	0	J. Witman				
Denver Broncos	Fum	Lost	Own Rec.	Yds	TD	FF	Opp. Rec.	Yds	TD	Out Bnds	Pittsburgh Steelers	Fum	Lost	Own Rec.	Yds	TD	FF	Opp. Rec.	Yds	TD	Out Bnds
FUMBLES	1	1	0	0	0	0	0	0	0	0	FUMBLES	0	0	0	0	0	1	1	0	0	0
T. Davis	1	0	0	0	0	0	0	0	0	0	D. Perry	1	1	0	0	0	0	0	0	0	0
D. Gordon	0	0	1	1	0	0	0	0	0	0	K. Stewart	0	0	0	0	0	1	0	0	0	0
R. Crockett	0	0	0	0	0	1	0	0	0	0	RETURNS	4	62	15.5	0	24	0				

FINAL TEAM STATISTICS					
	BRONCOS		STEELERS		
TOTAL FIRST DOWNS	23	23	PUNTS Number and Average	5-31.4	4-42
By Rushing	6	8	Had Blocked	0	0
By Passing	15	13	FGs – PATs Had Blocked	0-0	0-0
By Penalty	2	2	TOTAL RETURN YARDAGE (Not Including Kickoffs)	25	19
THIRD DOWN EFFICIENCY	8-14-57%	6-11-55%	No. and Yards Punt Returns	2-19	1-19
FOURTH DOWN EFFICIENCY	0-0-0%	0-0-0%	No. and Yards Kickoff Returns	4-69	4-62
TOTAL NET YARDS	345	354	No. and Yards Interception Returns	3-6	1-0
Total Offensive Plays (inc. times thrown passing)	63	66	PENALTIES Number and Yards	4-21	4-71
Average gain per offensive play	5.5	5.4	FUMBLES Number and Lost	2-1	1-1
NET YARDS RUSHING	150	161	TOUCHDOWNS	3	3
Total Rushing Plays	30	27	Rushing	1	2
Average gain per rushing play	5.0	6.0	Passing	2	1
NET YARDS PASSING	195	193	EXTRA POINTS Made-Attempts	3-3	3-3
Times thrown – yards lost attempting to pass	2-15	3-8	Kicking Made-Attempts	3-3	3-3
Gross yards passing	210	201	FIELD GOALS Made-Attempts	1-1	0-1
PASS ATTEMPTS-COMPLETIONS-HAD INTERCEPTED	31-18-1	36-18-3	SAFETIES	0	0
Average gain per pass play (inc. # thrown passing)	5.9	4.9	FINAL SCORE	24	21
KICKOFFS Number-In End Zone-Touchbacks	5-1-1	4-0-0	TIME OF POSSESSION	30:01	29:59

BRONCOS DEFENSIVE STATISTICS																	
(based on unofficial press box statistics)																	
PLAYER	UT	A	TT	S-YDS	I-YDS	PD	FF	FR	PLAYER	UT	A	TT	S-YDS	I-YDS	PD	FF	FR
R. Crockett	8	0	8	1-1	1-0	2	0	0	R. Hilliard	1	1	2	0-0	0-0	0	0	0
T. Braxton	3	5	8	0-0	1-6	3	0	0	M. Tanuvasa	1	1	2	0-0	0-0	0	0	0
A. Aldridge	4	1	5	0-0	1-0	1	0	0	K. Traylor	1	1	2	1-1	0-0	1	0	0
D. Gordon	4	1	5	0-0	0-0	1	0	0	G. Cadrez	0	1	1	0-0	0-0	0	0	0
J. Mobley	4	1	5	0-0	0-0	1	0	0	T. Pryce	0	1	1	0-0	0-0	0	0	0
A. Williams	3	2	5	0-0	0-0	0	0	0	K. Burns	0	0	0	0-0	0-0	0	0	0
B. Romanowski	3	1	4	0-0	0-0	0	0	0	M. Lodish	0	0	0	0-0	0-0	1	0	0
S. Atwater	2	1	3	0-0	0-0	0	0	0	D. Dodge	0	0	0	0-0	0-0	0	0	0
N. Smith	2	1	3	1-6	0-0	0	0	1	T. Mickey	0	0	0	0-0	0-0	0	0	0
H. Hasselbach	1	2	3	0-0	0-0	0	0	0	TEAM TOTALS	39	21	60	3-8	3-6	10	1	1
D. Johnson	2	0	2	0-0	0-0	0	0	0									



Denver 14, Kansas City 10

Sunday, Jan. 4, 1998 • 3 p.m. CST • Arrowhead Stadium • Kansas City, Mo.

WEATHER: Overcast, 32° (wind chill 26°), Wind NW 6 mph • **ATTENDANCE:** 76,965 • **TIME:** 2:59

1997 AFC Divisional Playoff Game

The Denver Broncos posted their first road playoff win in 11 years—and only the second in franchise history—with a 14-10 victory against Kansas City in front of 76,965 fans at Arrowhead Stadium. Denver advanced to its first AFC Championship Game since 1991 on the strength of two Terrell Davis touchdowns, which tied the franchise postseason record for the second week in a row, and a defensive effort that limited the Chiefs to just 10 points that tied for the fewest allowed in club playoff history.

Davis broke a scoreless tie late in the second quarter, plowing into the end zone from one yard out to give Denver a 7-0 lead with 1:56 remaining in the half to cap an 8-play, 65-yard drive that covered 4:51 on the clock. Key to the drive was a 17-yard John Elway completion to Rod Smith on third-and-7 that gave the Broncos a first down at the Kansas City 4-yard line.

The Chiefs, limited to 58 yards of total offense in the first half, came out strong in the third quarter, moving the ball to the Denver 6-yard line before settling for a 20-yard Pete Stoyanovich field goal. Kansas City struck again late in the quarter when Elvis Grbac found tight end Tony Gonzalez in the back of the end zone for a 12-yard score, marking the Chiefs' only touchdown.

Denver, however, answered on its ensuing possession by driving 49 yards in six plays for what proved to be the game-winning touchdown. The key play of the drive was a 43-yard Elway-to-Ed McCaffrey completion on third-and-5 from the Chiefs' 44-yard line that gave Denver a first down at the Kansas City 1-yard line.

After two unsuccessful attempts from close range, Davis muscled his way through the middle of the Chiefs' line for his second touchdown of the day and the fifth of his career in the postseason to establish a franchise record.

Kansas City had possession three more times in the game but was turned back each occasion by the Broncos' defense after reaching Denver's 31 (punt), their own 36 (punt) and the Broncos' 20-yard line with 0:19 left (downs). The final play was a pass to the end zone on fourth-and-2 that was knocked down by Darrien Gordon, ending the Chiefs' hopes and propelling Denver to the AFC title game.

Elway, with 170 passing yards, moved into second place in NFL postseason history in that category. He surpassed both Terry Bradshaw (3,833) and Jim Kelly (3,863) to finish the day at 3,940 career passing yards in the playoffs.

OFFICIALS:

Referee — Jerry Markbreit (9); **Umpire** — Bob Wagner (100); **Head Linesman** — Terry Gierke (72); **Line Judge** — Walt Anderson (66); **Back Judge** — Al Jury (106); **Side Judge** — Mike Pereira (77); **Field Judge** — Bill Schmitz (122).

DENVER BRONCOS

OFFENSE

WR 80 R. Smith
LT 65 G. Zimmerman
LG 69 M. Schlereth
C 66 T. Nalen
RG 75 B. Habib
RT 77 T. Jones
TE 84 S. Sharpe
WR 87 E. McCaffrey
QB 7 J. Elway
HB 30 T. Davis
FB 29 H. Griffith

DEFENSE

LE 90 N. Smith
LT 94 K. Traylor
RT 98 M. Tanuvasa
RE 91 A. Williams
WLB 51 J. Mobley
MLB 57 A. Aldridge
SLB 53 B. Romanowski
LCB 39 R. Crockett
RCB 23 D. Gordon
FS 27 S. Atwater
SS 34 T. Braxton

BRONCOS SUBSTITUTIONS: K 1 J. Elam, P 16 T. Rouen, CB 21 R. Hilliard, RB 22 V. Hebron, CB 25 D. Johnson, CB 26 T. McKyer, RB 31 D. Loville, S 32 T. Veland, S 33 D. Dodge, RB 37 A. Lynn, FB 42 D. Smith, LB 56 K. Burns, LB 59 G. Cadrez, G/C 63 D. Diaz-Infante, T 74 H. Wayne, WR 81 P. Jeffers, WR 85 W.Green, TE 86 B. Chamberlain, TE 89 D. Carswell, DT 93 T. Pryce, DE 96 H. Hasselbach, DT 97 M. Lodish. **DID NOT PLAY:** QB 6 B. Brister. **INACTIVE:** QB 8 J. Lewis, LB 50 J. Hesse, LB 58 S. Russ, G 62 D. Neil, T 70 J. Brown, DE 72 E. Jones, WR 88 S. Wilson, DT 99 D. Richie.

KANSAS CITY CHIEFS

OFFENSE

SE 89 A. Rison
LT 69 J. Criswell
LG 79 D. Szott
C 61 T. Grunhard
RG 68 W. Shields
RT 62 G. Parker
TE 48 T. Popson
FL 80 L. Dawson
QB 11 E. Grbac
FB 38 K. Anders
HB 27 G. Hill

DEFENSE

LT 99 V. Booker
RT 75 J. Phillips
RE 92 D. Williams
LLB 58 D. Thomas
ILB 53 W. Simmons
MLB 59 D. Edwards
RLB 50 A. Davis
LCB 34 D. Carter
RCB 40 J. Hasty
SS 25 R. Tongue
FS 21 J. Woods

CHIEFS SUBSTITUTIONS: P 5 L. Aguiar, K 10 P. Stoyanovich, CB 29 M. McMillian, FB 30 D. Bennett, RB 32 M. Allen, CB 45 B. Brooks, S 47 T. Scott, FB 49 T. Richardson, LB 51 G. Manusky, LB 54 T. Simien, G 64 R. Tamm, DT 71 T. Barndt, T 74 S. Wallace, DE 77 P. McDaniels, TE 82 D. Walker, WR 83 D. Hughes, WR 84 J. Horn, WR 87 T. Vanover, TE 88 T. Gonzalez, LB 90 T. Wooden, DE 93 J. Browning. **DID NOT PLAY:** QB 12 R. Gannon, DT 95 M. Dean Perry. **INACTIVE:** QB 8 B. Tolliver, QB 17 P. Barnes, CB 44 D. Anderson, C 65 J. Smith, T 70 M. Spears, T 72 N. Parks, WR 81 K. Lockett, DT 91 T. Parten.

		1	2	3	4	OT	TOTAL	FIELD GOALS (made () & missed)	
VISITOR	Denver Broncos	0	7	0	7	—	14		
HOME	Kansas City Chiefs	0	0	10	0	—	10	P. Stoyanovich 44WL (20)	
Team	Qtr	Clock Time	PLAY DESCRIPTION (Extra Point) (Drive Info)				SCORE Visitor Home		
BRONCOS	2	1:56	T. Davis 1 yd. run (J. Elam, kick) (8-65, 4:51)				7	0	
CHIEFS	3	9:42	P. Stoyanovich 20 yd. Field Goal (11-67, 5:18)				7	3	
CHIEFS	3	0:10	T. Gonzalez 12 yd. pass from E. Grbac (P. Stoyanovich, kick) (4-65, 1:35)				7	10	
BRONCOS	4	12:32	T. Davis 1 yd. run (J. Elam, kick) (6-49, 2:38)				14	10	

Final Individual Statistics																									
Denver Broncos											Kansas City Chiefs														
Rushing	Att	Yds	Avg	LG	TD						Rushing	Att	Yds	Avg	LG	TD									
T. Davis	25	101	4.0	41	2						M. Allen	12	37	3.1	14	0									
H. Griffith	4	9	2.3	4	0						E. Grbac	4	22	5.5	11	0									
D. Loville	2	0	0.0	3	0						K. Anders	3	9	3.0	6	0									
J. Elway	1	-1	-1.0	-1	0						D. Bennett	3	4	1.3	8	0									
											L. Aguiar	1	3	3.0	3	0									
											G. Hill	1	2	2.0	2	0									
TOTAL	32	109	3.4	41	2						TOTAL	24	77	3.2	14	0									
Passing	Att	Cmp	Yds	TkD/ YD	TD	LG	IN	Rtg.						Passing	Att	Cmp	Yds	TkD/ YD	TD	LG	IN	Rtg.			
J. Elway	19	10	170	1/7	0	43	0	83.2						E. Grbac	37	24	260	4/34	1	50	0	94.4			
TOTAL	19	10	170	1/7	0	43	0	83.2						TOTAL	37	24	260	4/34	1	50	0	94.4			
Pass Receiving			NO	YDS	AVG	LG	TD						Pass Receiving			NO	YDS	AVG	LG	TD					
E. McCaffrey			3	56	18.7	43	0						A. Rison			8	110	13.8	34	0					
S. Sharpe			2	33	16.4	22	0						T. Popson			5	26	5.2	13	0					
R. Smith			2	19	9.5	17	0						T. Gonzalez			3	26	8.7	12	1					
D. Carswell			1	26	26.0	26	0						L. Dawson			2	20	10.0	12	0					
W. Green			1	19	19.0	19	0						K. Anders			2	4	2.0	3	0					
T. Davis			1	17	17.0	17	0						J. Horn			1	50	50.0	50	0					
													D. Hughes			1	13	13.0	13	0					
													M. Allen			1	8	8.0	8	0					
													T. Vanover			1	3	3.0	3	0					
TOTAL			10	170	17.0	43	0						TOTAL			24	260	10.8	50	1					
Interceptions			NO	YDS	AVG	LG	TD						Interceptions			NO	YDS	AVG	LG	TD					
TOTAL			0	0	0.0	—	0						TOTAL			0	0	0.0	—	0					
Punting	NO	YDS	AVG	NET	TB	IN20	LG						Punting	NO	YDS	AVG	NET	TB	IN20	LG					
T. Rouen	6	217	36.2	31.2	1	2	51						L. Aguiar	5	232	46.4	39.2	0	2	62					
TOTAL	6	217	36.2	31.2	1	2	51						TOTAL	5	232	46.4	39.2	0	2	62					
Punt Returns	NO	YDS	AVG	FC	LG	TD						Punt Returns	NO	YDS	AVG	FC	LG	TD							
D. Gordon	1	36	36.0	1	36	0						T. Vanover	1	10	10.0	1	10	0							
(DOWNED)	3	0	0.0	0	—	0						(DOWNED)	3	0	0.0	0	—	0							
												(TOUCHBACK)	1	0	0.0	0	—	0							
RETURNS	1	36	36.0	1	36	0 <th colspan="5"></th> <th>RETURNS</th> <th>1</th> <th>10</th> <th>10.0</th> <th>1</th> <th>10</th> <th>0<th colspan="5"></th></th>						RETURNS	1	10	10.0	1	10	0 <th colspan="5"></th>							
Kickoff Returns	NO	YDS	AVG	FC	LG	TD						Kickoff Returns	NO	YDS	AVG	FC	LG	TD							
V. Hebron	2	51	25.5	0	28	0						T. Vanover	3	69	23.0	0	25	0							
D. Loville	1	20	20.0	0	20	0																			
RETURNS	3	71	23.7	0	28	0						RETURNS	3	69	23.0	0	25	0							
Denver Broncos	Own		Yds		TD	FF	Opp. Rec.	Yds	TD	Out Bnds	Kansas City Chiefs														

FINAL TEAM STATISTICS						
	BRONCOS		CHIEFS			
		BRONCOS		CHIEFS		
TOTAL FIRST DOWNS		16	18		PUNTS Number and Average	6-36.2
By Rushing		6	4		Had Blocked	0
By Passing		7	10		FGs – PATs Had Blocked	0-0
By Penalty		3	4		TOTAL RETURN YARDAGE (Not Including Kickoffs)	36
THIRD DOWN EFFICIENCY	5-11-45%		5-15-33%		No. and Yards Punt Returns	1-36
FOURTH DOWN EFFICIENCY	0-0-0%		1-3-33%		No. and Yards Kickoff Returns	3-71
TOTAL NET YARDS		272	303		No. and Yards Interception Returns	0-0
Total Offensive Plays (inc. times thrown passing)		52	65		PENALTIES Number and Yards	8-64
Average gain per offensive play		5.2	4.7		FUMBLES Number and Lost	4-2
NET YARDS RUSHING		109	77		TOUCHDOWNS	2
Total Rushing Plays		32	24		Rushing	2
Average gain per rushing play		3.4	3.2		Passing	0
NET YARDS PASSING		163	226		EXTRA POINTS Made-Attempts	2-2
Times thrown – yards lost attempting to pass		1-7	4-34		Kicking Made-Attempts	2-2
Gross yards passing		170	260		FIELD GOALS Made-Attempts	0-0
PASS ATTEMPTS-COMPLETIONS-HAD INTERCEPTED	19-10-0		37-24-0		SAFETIES	0
Average gain per pass play (inc. # thrown passing)		8.2	5.5		FINAL SCORE	14
KICKOFFS Number-In End Zone-Touchbacks	3-0-0		3-1-0		TIME OF POSSESSION	28:54

BRONCOS DEFENSIVE STATISTICS																	
(based on unofficial press box statistics)																	
PLAYER	UT	A	TT	S-YDS	I-YDS	PD	FF	FR	PLAYER	UT	A	TT	S-YDS	I-YDS	PD	FF	FR
J. Mobley	7	0	7	0-0	0-0	0	0	0	M. Tanuvasa	2	0	2	0-0	0-0	0	0	0
T. Braxton	5	1	6	0-0	0-0	0	0	0	A. Williams	2	0	2	2-14	0-0	0	0	0
D. Gordon	5	0	5	0-0	0-0	0	0	0	D. Johnson	1	0	1	0-0	0-0	0	0	0
B. Romanowski	5	0	5	0-0	0-0	0	0	0	M. Lodish	1	0	1	0-0	0-0	0	0	0
A. Aldridge	4	1	5	0-0	0-0	0	0	0	K. Burns	0	0	0	0-0	0-0	0	0	0
R. Crockett	4	0	4	0-0	0-0	0	0	0	G. Cadrez	0	0	0	0-0	0-0	0	0	0
N. Smith	4	0	4	2-20	0-0	0	0	1	T. Mckyer	0	0	0	0-0	0-0	0	0	0
K. Traylor	3	0	3	0-0	0-0	0	0	0	T. Pryce	0	0	0	0-0	0-0	0	0	0
S. Atwater	2	1	3	0-0	0-0	0	0	0	T. Veland	0	0	0	0-0	0-0	0	0	0
H. Hasselbach	2	0	2	0-0	0-0	0	0	0	TEAM TOTALS	47	3	50	4-34	0-0	2	0	1



Denver 42, Jacksonville 17

Saturday, Dec. 27, 1997 • 2:05 p.m. MST • Mile High Stadium • Denver

Weather: Partly Cloudy, 44° (wind chill 19°), Wind N 30 mph • Attendance: 74,481 • Time: 3:02

1997 AFC Wild Card Playoff Game

The Denver Broncos advanced to the AFC Divisional Playoff Round by literally running the Jacksonville Jaguars out of town as they piled up a club postseason-record 310 rushing yards en route to a 42-17 victory in front of 74,481 fans at Mile High Stadium. Denver set numerous team postseason records during the contest, including new standards for rushing attempts (49), total yards (511), points in a quarter (21; 4th qtr.), total points (42), first downs (28), rushing first downs (18) and third-down efficiency (75%), while the 237 yards allowed by the defense was the second-lowest total in Denver's 21-game playoff history.

The Broncos scored touchdowns on each of their first three possessions, racking up a 21-0 lead on 32 offensive plays during which time the Jaguars ran only six plays. Terrell Davis capped Denver's opening drive with a 2-yard touchdown run, and Rod Smith punctuated the next drive when he reeled in a 43-yard touchdown pass from John Elway. The lead was increased to 21-0 when Davis—who set franchise postseason records for rushing attempts (31), rushing yards (184) and longest run from scrimmage (59) before leaving in the third quarter with bruised ribs—tied the franchise records for rushing touchdowns and total touchdowns in a postseason game with his second of the day.

The Jaguars answered by scoring the game's next 17 points. Jacksonville scored on a 1-yard Natrone Means touchdown run in the second quarter, a 38-yard Mike Hollis field goal early in the third quarter and a blocked punt by safety Travis Davis, who returned it 29 yards for a touchdown to pull the Jaguars to within 21-17 with 9:16 left in the third quarter.

But the Broncos dominated from there as Derek Loville took over for the injured Davis and slashed his way to 103 yards (second most by a Bronco in the postseason) on 11 attempts and scored two fourth-quarter touchdowns on runs of 25 and eight yards to tie the club touchdown record already achieved in the game by Davis. Vaughn Hebron then got into the act, scoring Denver's fifth rushing touchdown of the day on a 6-yard run with 1:11 remaining to push the lead to its final margin of 42-17. With Davis' 184 rushing yards and Loville's 103, Denver became just the third team in NFL postseason history to boast two 100-yard rushers in the same game. Additionally, Denver's 40:59 possession time and its 310 rushing yards both were the fifth-highest totals recorded in an NFL playoff game.

OFFICIALS:

Referee — Bernie Kukar (86); **Umpire** — Jeff Rice (44); **Head Linesman** — John Schleyer (21); **Line Judge** — Tom Barnes (55); **Back Judge** — Tom Sifferman (118); **Side Judge** — Doug Toole (4); **Field Judge** — Bill Leavy (127).

DENVER BRONCOS

OFFENSE

WR 80 R. Smith
LT 65 G. Zimmerman
LG 69 M. Schlereth
C 66 T. Nalen
RG 75 B. Habib
RT 77 T. Jones
TE 84 S. Sharpe
WR 87 E. McCaffrey
QB 7 J. Elway
RB 30 T. Davis
FB 29 H. Griffith

DEFENSE

LE 90 N. Smith
LT 94 K. Traylor
RT 98 M. Tanuvasa
RE 91 A. Williams
WLB 51 J. Mobley
MLB 57 A. Aldridge
SLB 53 B. Romanowski
LCB 39 R. Crockett
RCB 23 D. Gordon
FS 27 S. Atwater
SS 34 T. Braxton

BRONCOS SUBSTITUTIONS: K 1 J. Elam, QB 6 B. Brister, P 16 T. Rouen, CB 21 R. Hilliard, RB 22 V. Hebron, CB 25 D. Johnson, CB 26 T. McKeyer, RB 31 D. Loville, S 32 T. Veland, S 33 D. Dodge, RB 37 A. Lynn, FB 42 D. Smith, LB 56 K. Burns, LB 59 G. Cadrez, G 63 D. Diaz-Infante, T 74 H. Swayne, WR 81 P. Jeffers, WR 85 W. Green, TE 86 B. Chamberlain, TE 89 D. Carswell, DT 93 T. Pryce, DE 96 H. Hasselbach, DT 97 M. Lodish. **INACTIVE:** QB 8 J. Lewis, LB 50 J. Hesse, LB 58 S. Russ, C/G 62 D. Neil, T 70 J. Brown, DE 72 E. Jones, WR 88 S. Wilson, DT 99 D. Richie.

JACKSONVILLE JAGUARS

OFFENSE

WR 82 J. Smith
LT 71 T. Boselli
LG 62 B. Coleman
C 79 D. Widell
RG 76 R. Tylski
RT 72 L. Searcy
TE 83 P. Mitchell
WR 87 K. McCardell
QB 8 M. Brunell
RB 20 N. Means
TE 88 D. Jones

DEFENSE

LE 56 J. Lageman
LT 97 R. Wynn
RT 93 E. Tualo
RE 96 C. Simmons
SLB 51 K. Hardy
MLB 58 B. Schwartz
WLB 50 E. Robinson
LCB 41 D. Thomas
RCB 27 D. Figures
SS 45 T. Davis
FS 37 C. Hudson

JAGUARS SUBSTITUTIONS: K 1 M. Hollis, P 4 B. Barker, CB 21 A. Beasley, RB 23 R. Jordan, CB 26 K. Devine, S 28 D. Hall, DB 32 M. Logan, RB 33 J. Stewart, FB 49 T. Hallock, LB 52 B. Boyer, LB 54 J. Hamilton, LB 57 J. Kopp, G/T 67 J. Novak, WR 80 W. Jackson, WR 81 W. Moore, WR 84 R. Barlow, TE 85 R. Griffith, DE 90 T. Brackens, DT 91 S. Payne, DT 95 J. White, DE 99 J. Smeenge. **DO NOT PLAY:** QB 11 R. Johnson, G/T 78 T. Fordham. **INACTIVE:** QB 16 S. Matthews, CB 25 C. Anderson, S 29 R. Parker, FB 31 D. Shelton, G 68 M. Nori, G 73 B. DeMarco, TE 86 D. Brown, DE 98 J. Threats.

		1	2	3	4	OT	TOTAL
VISITOR	Jacksonville Jaguars	0	7	10	0	—	17
HOME	Denver Broncos	14	7	0	21	—	42

FIELD GOALS (made () & missed)
M. Hollis (38)

Team	Qtr	Clock Time	PLAY DESCRIPTION (Extra Point) (Drive Info)	SCORE	
				Visitor	Home
BRONCOS	1	7:39	T. Davis 2 yd. run (J. Elam, kick) (15-73, 7:21)	0	7
BRONCOS	1	2:37	R. Smith 43 yd. pass from J. Elway (J. Elam, kick) (6-60, 4:07)	0	14
BRONCOS	2	10:46	T. Davis 5 yd. run (J. Elam, kick) (11-92, 5:16)	0	21
JAGUARS	2	5:09	N. Means 1 yd. run (M. Hollis, kick) (9-79, 5:37)	7	21
JAGUARS	3	13:33	M. Hollis 38 yd. Field Goal (4-7, 1:27)	10	21
JAGUARS	3	9:16	T. Davis 29 yd. blocked punt return (M. Hollis, kick)	17	21
BRONCOS	4	13:21	D. Loville 25 yd. run (J. Elam, kick) (2-48, 0:37)	17	28
BRONCOS	4	3:43	D. Loville 8 yd. run (J. Elam, kick) (10-80, 5:28)	17	35
BRONCOS	4	1:11	V. Hebron 6 yd. run (J. Elam, kick) (2-9, 0:49)	17	42

FINAL INDIVIDUAL STATISTICS																							
Jacksonville Jaguars											Denver Broncos												
RUSHING	ATT	YDS	AVG	LG	TD						RUSHING	ATT	YDS	AVG	LG	TD							
N. Means	10	40	4.0	14	1						T. Davis	31	184	5.9	59	2							
J. Stewart	1	6	6.0	6	0						D. Loville	11	103	9.4	44	2							
M. Brunell	3	4	1.3	5	0						V. Hebron	6	23	3.8	6	1							
											J. Elway	1	0	0.0	0	0							
TOTAL	14	50	3.6	14	1						TOTAL	49	310	6.3	59	5							
PASSING	ATT	CMP	YDS	TKD/ YD	TD	LG	IN	Rtg.						PASSING	ATT	CMP	YDS	TKD/ YD	TD	LG	IN	Rtg.	
M. Brunell	32	18	203	3/16	0	37	1	62.4						J. Elway	24	16	223	3/22	1	43	0	110.2	
TOTAL	32	18	203	3/16	0	37	1	62.4						TOTAL	24	16	223	3/22	1	43	0	110.2	
PASS RECEIVING			NO	YDS	AVG	LG	TD						PASS RECEIVING			NO	YDS	AVG	LG	TD			
K. McCardell			6	55	9.2	20	0						T. Davis			4	11	2.8	6	0			
J. Smith			6	55	9.2	16	0						R. Smith			3	99	33.0	43	1			
J. Stewart			3	46	15.3	26	0						E. McCaffrey			2	33	16.5	25	0			
D. Jones			1	37	37.0	37	0						W. Green			2	32	16.0	22	0			
P. Mitchell			1	7	7.0	7	0						S. Sharpe			2	29	14.5	23	0			
N. Means			1	3	3.0	3	0						H. Griffith			2	9	4.5	8	0			
													D. Loville			1	10	10.0	10	0			
TOTAL			18	203	12.7	37	0						TOTAL			16	223	13.9	43	1			
INTERCEPTIONS			NO	YDS	AVG	LG	TD						INTERCEPTIONS			NO	YDS	AVG	LG	TD			
			0	0	0.0	—	0						D. Gordon			1	0	0.0	0	0			
TOTAL			0	0	0.0	—	0						TOTAL			1	0	0.0	0	0			
PUNTING	NO	YDS	AVG	NET	TB	IN20	LG						PUNTING	NO	YDS	AVG	NET	TB	IN20	LG			
B. Barker	4	118	29.5	26.0	0	1	35						T. Rouen	2	99	49.5	47.0	0	1	53			
													(BLOCKED)	1	0	0.0	0.0	0	0	0			
TOTAL	4	118	29.5	26.0	0	1	35						TOTAL	3	99	33.0	31.3	0	1	53			
PUNT RETURNS	NO	YDS	AVG	FC	LG	TD						PUNT RETURNS	NO	YDS	AVG	FC	LG	TD					
R. Barlow	1	5	5.0	0	5	0						D. Gordon	1	14	14.0	0	14	0					
(DOWNED)	1	0	0.0	0	—	0						(DOWNED)	1	0	0.0	0	—	0					
												(OUT OF BOUNDS)	2	0	0.0	0	—	0					
RETURNS	1	5	5.0	0	5	0						RETURNS	1	14	14.0	0	14	0					
KICKOFF RETURNS	NO	YDS	AVG	FC	LG	TD						KICKOFF RETURNS	NO	YDS	AVG	FC	LG	TD					
R. Barlow	3	118	39.3	0	58	0						V. Hebron	3	87	29.0	0	51	0					
M. Logan	3	44	14.7	0	18	0						(TOUCHBACK)	1	0	0.0	0	—	0					
T. Hallock	1	6	6.0	0	6	0																	
D. Jones	0	-2	-2.0	0	-2	0																	
RETURNS	7	166	23.7	0	58	0						RETURNS	3	87	29.0	0	51	0					
Jacksonville Jaguars	Own	Fumbles	Fum	Lost	Rec.	Yds	TD	Opp. Rec.	Yds	TD	Out Bnds	Denver Broncos	Own	Fumbles	Fum	Lost	Rec.	Yds	TD	Opp. Rec.	Yds	TD	Out Bnds
C. Simmons	0	0	0	0	0	1	0	0	0	0	0	J. Elway	3	2	1	-10	0	0	0	0	0	0	0
C. Hudson	0	0	0	0	0	1	0	0	0	0	0	A. Aldridge	0	0	0	0	0	0	1	0	0	0	0
R. Wynn	0	0	0	0	0	0	1	0	0	0	0												
M. Brunell	1	1	0	0	0	0	0	0	0	0	0												
D. Thomas	0	0	0	0	0	0	1	0	0	0	0												
TOTAL	1	1	0	0	0	2	2	0	0	0	0	TOTAL	3	2	1	-10	0	0	1	0	0	0	0

FINAL TEAM STATISTICS											
JAGUARS					BRONCOS						
TOTAL FIRST DOWNS	14		28		PUNTS Number and Average					4-29.5	3-33
By Rushing	3		18		Had Blocked					0	1
By Passing	9		8		FGS - PATS Had Blocked					0-0	0-0
By Penalty	2		2		TOTAL RETURN YARDAGE (Not Including Kickoffs)					15	5
THIRD DOWN EFFICIENCY	3-10-30%	12-16-75%		No. and Yards Punt Returns					1	1-14	
FOURTH DOWN EFFICIENCY	0-1-0%	1-1-100%		No. and Yards Kickoff Returns					7-166	3-87	
TOTAL NET YARDS	237		511		No. and Yards Interception Returns					0-0	1-0
Total Offensive Plays (inc. times thrown passing)	49		76		PENALTIES Number and Yards					9-54	9-94
Average gain per offensive play	4.8		6.7		FUMBLES Number and Lost					1-1	3-2
NET YARDS RUSHING	50		310		TOUCHDOWNS					3	6
Total Rushing Plays	14		49		Rushing					1	5
Average gain per rushing play	3.6		6.3		Passing					0	1
NET YARDS PASSING	187		201		Other (Blocked Kicks, etc.)					2	0
Times thrown - yards lost attempting to pass	3-16	3-22		EXTRA POINTS Made-Attempts					2-2	6-6	
Gross yards passing	203		223		Kicking Made-Attempts					2-2	6-6
PASS ATTEMPTS-COMPLETIONS-HAD INTERCEPTED	32-18-1	24-16-0		FIELD GOALS Made-Attempts					1-1	0-0	
Average gain per pass play (inc. # thrown passing)	5.3		7.4		SAFETIES					0	0
KICKOFFS Number-In End Zone-Touchbacks	4-1-1	7-0-0		FINAL SCORE					17	42	
					TIME OF POSSESSION					19:01	40:55



Jacksonville 30, Denver 27

Saturday, Jan. 4, 1997 • 2:05 p.m. MST • Mile High Stadium • Denver

WEATHER: Sunny, 46°, Wind NW 15 mph • ATTENDANCE: 75,678 • TIME: 3:02

1996 AFC Divisional Playoff Game

The Denver Broncos' most successful season since 1991 came to a surprising end at the hands of the Jacksonville Jaguars with a 30-27 loss in an AFC Divisional Playoff Game in front of 75,678 stunned fans at Mile High Stadium.

The loss was Denver's first of the season at home and only its second ever at home in the postseason.

The contest began on a promising note for the Broncos as they scored on two of their first three possessions to take a 12-0 lead into the second quarter. First, Vaughn Hebronn scored his first-ever postseason touchdown on a 1-yard plunge on fourth down. During that drive, Terrell Davis set a franchise record for the longest postseason run with a 47-yard scamper. On Denver's next possession, Shannon Sharpe hauled in an 18-yard touchdown from John Elway to produce the 12-point lead.

The Jaguars proceeded to score on five unanswered possessions (three field goals and two touchdowns) to take a 23-12 lead at the 10:51 mark of the fourth quarter.

The Broncos responded with a 9-play, 57-yard drive that was capped by a 2-yard touchdown run by Davis, who then tacked on the two-point conversion himself to cut the deficit to 3, 23-20. But then Mark Brunell connected with Jimmy Smith for a touchdown on a critical third-and-5 play at the Broncos' 16-yard line with 3:39 remaining in the game to restore a 10-point advantage.

The Broncos again pulled to within three points when Elway found Ed McCaffrey in the end zone for a 15-yard touchdown with 1:50 left, but Denver's magic ran out as the Jaguars held on for the 30-27 win.

During the contest, Elway, who played in his franchise-record 15th postseason game, passed Terry Bradshaw for fourth place on the all-time NFL postseason list for pass attempts. He finished the day with 226 yards on 25-of-38 passing with two touchdowns. Davis gained 91 yards on the ground with one touchdown and safety Tyrone Braxton led the Broncos with 11 tackles on defense, but those efforts were not enough to overcome Jacksonville's onslaught.

Natrone Means, who led Jacksonville's 203-yard rushing attack, totaled 140 yards on 21 carries (6.7 avg.). Brunell added 44 more yards on seven rushes and completed 18-of-29 (62.1%) passes for 245 yards with two touchdowns for the Jaguars, who posted 443 yards of total offense.

OFFICIALS:

Referee — Red Cashion (43); **Umpire** — Art Demmas (78); **Line Judge** — Byron Boston (18); **Side Judge** — Laird Hayes (125); **Head Linesman** — Sid Semon (109); **Back Judge** — Tim Mills (80); **Field Judge** — John Robison (46).

DENVER BRONCOS

OFFENSE

WR 83	A. Miller
LT 65	G. Zimmermann
LG 69	M. Schlereth
C 66	T. Nalen
RG 75	B. Habib
RT 76	B. Thompson
TE 84	S. Sharpe
WR 87	E. McCaffrey
QB 7	J. Elway
HB 30	T. Davis
FB 29	A. Craver

DEFENSE

LE 90	D. Williams
LT 97	M. Lodish
RT 95	M. Perry
RE 91	A. Williams
WLB 51	J. Mobley
MLB 57	A. Aldridge
SLB 53	B. Romanowski
LCB 39	R. Crockett
RCB 48	L. Washington
FS 27	S. Atwater
SS 34	T. Braxton

BRONCOS SUBSTITUTIONS: K 1 J. Elam, P 16 T. Rouen, CB 20 T. James, CB 21 R. Hilliard, RB 22 V. Hebronn, CB 25 D. Johnson, S 31 R. Jones, S 37 T. Hauck, RB 38 R. Rivers, LB 56 K. Burns, LB 59 G. Cadrez, T 70 J. Brown, DT 79 J. Geathers, WR 80 R. Smith, WR 82 P. Jeffers, TE 86 B. Chamberlain, WR 88 M. Sherrard, TE 89 D. Carswell, DE 94 J. Robinson, DE 96 H. Hasselbach, DT 98 M. Tanuvasa. **DID NOT PLAY:** QB 8 J. Lewis, G 63 D. Diaz-Infante. **INACTIVE:** QB 11 T. Rubley, FB 42 D. Smith, LB 54 B. Hager, G 64 R. Tamm, DT 67 M. Campbell, T/G 68 R. McElroy, DT 72 E. Jones, WR 81 T. Kinchen.

JACKSONVILLE JAGUARS

OFFENSE

WR 82	J. Smith
LT 71	T. Boselli
LG 62	B. Coleman
C 79	D. Widell
RG 76	R. Tylski
RT 72	L. Searcy
TE 86	D. Brown
WR 87	K. McCardell
QB 8	M. Brunell
RB 20	N. Means
FB 35	L. Maston

DEFENSE

LE 56	J. Lageman
LT 92	D. Davey
RT 64	J. Jurkovic
RE 96	C. Simmons
SLB 51	K. Hardy
MLB 55	T. McManus
WLB 50	E. Robinson
LCB 21	A. Beasley
RCB 25	M. Washington
SS 28	D. Hall
FS 37	C. Hudson

JAGUARS SUBSTITUTIONS: K 1 M. Hollis, P 4 B. Barker, CB 22 B. Brooks, RB 23 R. Jordan, FS 30 D. Studstill, RB 33 J. Stewart, CB 40 R. Massey, CB 42 R. Bell, FS 45 T. Davis, LB 52 B. Boyer, LB 57 J. Kopp, C 63 M. Cheever, G 73 B. DeMarco, WR 80 W. Jackson, TE 82 P. Mitchell, WR 84 R. Barlow, TE 85 R. Griffith, WR 88 K. Bullard, DE 90 T. Brackens, DE 91 P. Frase, DT 94 K. Pritchett. **DID NOT PLAY:** QB 11 R. Johnson, C/T 87 J. Novak. **INACTIVE:** QB 5 T. Philcox, LB 54 T. Hallock, C/G 66 G. Huntington, T 74 J. Herndon, FB 81 C. Griffin, WR 89 C. Marsh, DE 93 E. Logan, DE 98 J. White.

		1	2	3	4	OT	TOTAL		FIELD GOALS (made () & missed)
VISITOR	Jacksonville Jaguars	0	13	7	10	—	30		M. Hollis (46) (42) (22)
HOME	Denver Broncos	12	0	0	15	—	27		

Team	Qtr	Clock Time	PLAY DESCRIPTION (Extra Point) (Drive Info)	SCORE Visitor Home
BRONCOS	1	6:22	V. Hebronn 1 yd. run (No good, blocked) (6-50, 2:58)	0 6
BRONCOS	1	0:33	S. Sharpe 18 yd. pass from J. Elway (2-pt. Att. Failed) (7-64, 3:52)	0 12
JAGUARS	2	11:15	M. Hollis 46 yd. Field Goal (10-50, 4:18)	3 12
JAGUARS	2	2:58	N. Means 8 yd. run (M. Hollis, kick) (10-80, 5:21)	10 12
JAGUARS	2	0:10	M. Hollis 42 yd. Field Goal (5-65, 0:47)	13 12
JAGUARS	3	8:51	K. McCardell 31 yd. pass from M. Brunell (M. Hollis, kick) (7-75, 3:18)	20 12
JAGUARS	4	10:51	M. Hollis 22 yd. Field Goal (17-88, 8:32)	23 12
BRONCOS	4	7:37	T. Davis 2 yd. run (T. Davis, run) (9-57, 3:14)	23 20
JAGUARS	4	3:39	J. Smith 16 yd. pass from M. Brunell (M. Hollis, kick) (9-74, 3:58)	30 20
BRONCOS	4	1:50	E. McCaffrey 15 yd. pass from J. Elway (J. Elam, kick) (8-80, 1:49)	30 27

FINAL INDIVIDUAL STATISTICS																					
Jacksonville Jaguars										Denver Broncos											
RUSHING	ATT	YDS	AVG	LG	TD					RUSHING	ATT	YDS	AVG	LG	TD						
N. Means	21	140	6.7	21	1					T. Davis	14	91	6.5	47	1						
M. Brunell	7	44	6.3	29	0					J. Elway	5	30	6.0	19	0						
J. Stewart	8	19	2.4	5	0					V. Hebron	2	5	2.5	4	1						
TOTAL	36	203	5.6	29	1					TOTAL	21	126	6.0	47	1						
PASSING	ATT	CMP	YDS	TKD/ YD	TD	LG	IN	Rtg.	PASSING	ATT	CMP	YDS	TKD/ YD	TD	LG	IN	Rtg.				
M. Brunell	29	18	245	2/5	2	44	0	112.0	J. Elway	38	25	226	1/1	2	18	0	99.2				
TOTAL	29	18	245	2/5	2	44	0	112.0	TOTAL	38	25	226	1/1	2	18	0	99.2				
PASS RECEIVING			NO	YDS	AVG	LG	TD					PASS RECEIVING			NO	YDS	AVG	LG	TD		
K. McCardell			5	59	11.8	31	1					T. Davis			7	24	3.4	6	0		
N. Means			4	46	11.5	29	0					A. Miller			5	67	13.4	18	0		
J. Smith			3	71	23.7	44	1					E. McCaffrey			5	54	10.8	15	1		
W. Jackson			3	35	11.7	19	0					A. Craver			3	17	5.7	7	0		
P. Mitchell			2	9	4.5	8	0					S. Sharpe			2	31	15.5	18	1		
J. Stewart			1	25	25.0	25	0					D. Carswell			2	18	9.0	10	0		
												R. Smith			1	15	15.0	15	0		
TOTAL			18	245	13.6	44	2					TOTAL			25	226	9.0	18	2		
INTERCEPTIONS			NO	YDS	AVG	LG	TD					INTERCEPTIONS			NO	YDS	AVG	LG	TD		
TOTAL			0	0	0.0	—	0					TOTAL			0	0	0.0	—	0		
PUNTING	NO	YDS	AVG	NET	TB	IN20	LG					PUNTING	NO	YDS	AVG	NET	TB	IN20	LG		
B. Barker	3	119	39.7	35.7	0	0	49					T. Rouen	5	213	42.6	38.0	1	3	52		
TOTAL	3	119	39.7	35.7	0	0	49					TOTAL	5	213	42.6	38.0	1	3	52		
PUNT RETURNS	NO	YDS	AVG	FC	LG	TD					PUNT RETURNS	NO	YDS	AVG	FC	LG	TD				
C. Hudson	1	3	3.0	2	3	0					R. Smith	2	12	6.0	0	6	0				
(DOWNED)	1	0	0.0	0	—	0					(OUT OF BOUNDS)	1	0	0.0	0	—	0				
(TOUCHBACK)	1	0	0.0	0	—	0															
RETURNS	1	3	3.0	2	3	0					RETURNS	2	12	6.0	0	6	0				
KICKOFF RETURNS	NO	YDS	AVG	FC	LG	TD					KICKOFF RETURNS	NO	YDS	AVG	FC	LG	TD				
B. Brooks	4	75	18.8	0	29	0					V. Hebron	3	85	28.3	0	38	0				
											B. Chamberlain	1	15	15.0	0	15	0				
											K. Burns	1	14	14.0	0	14	0				
											P. Jeffers	1	9	9.0	0	9	0				
											(TOUCHBACK)	1	0	0.0	0	—	0				
RETURNS	4	75	18.8	0	29	0					RETURNS	6	123	20.5	0	38	0				
Jacksonville Jaguars	Own					Opp.				Out	Denver Broncos	Own					Opp.		Out		
FUMBLES	Fum	Lost	Rec.	Yds	TD	FF	Rec.	Yds	TD	Bnds	FUMBLES	Fum	Lost	Rec.	Yds	TD	FF	Rec.	Yds	TD	Bnds
T. McManus	0	0	0	0	0	1	0	0	0	0	D. Carswell	1	0	1	0	0	0	0	0	0	0
TOTAL	0	0	0	0	0	1	0	0	0	0	TOTAL	1	0	1	0	0	0	0	0	0	0

FINAL TEAM STATISTICS																		
JAGUARS										BRONCOS								
TOTAL FIRST DOWNS										FGs – PATs Had Blocked								
By Rushing										TOTAL RETURN YARDAGE (Not Including Kickoffs)								
By Passing										No. and Yards Punt Returns								
By Penalty										No. and Yards Kickoff Returns								
THIRD DOWN EFFICIENCY										No. and Yards Interception Returns								
FOURTH DOWN EFFICIENCY										PENALTIES Number and Yards								
TOTAL NET YARDS										FUMBLES Number and Lost								
Total Offensive Plays (inc. times thrown passing)										TOUCHDOWNS								
Average gain per offensive play										Rushing								
NET YARDS RUSHING										Passing								
Total Rushing Plays										EXTRA POINTS Made-Attempts								
Average gain per rushing play										Kicking Made-Attempts								
NET YARDS PASSING										Rushing Made-Attempts								
Times thrown – yards lost attempting to pass										Passing Made-Attempts								
Gross yards passing										FIELD GOALS Made-Attempts								
PASS ATTEMPTS-COMPLETIONS-HAD INTERCEPTED										SAFETIES								
Average gain per pass play (inc. # thrown passing)										FINAL SCORE								
KICKOFFS Number-In End Zone-Touchbacks										TIME OF POSSESSION								
PUNTS Number and Average																		
Had Blocked																		

BRONCOS DEFENSIVE STATISTICS																		
(based on unofficial press box statistics)																		
PLAYER	UT	A	TT	S-YDS	I-YDS	PD	FF	FR	PLAYER	UT	A	TT	S-YDS	I-YDS	PD	FF	FR	
T. Braxton	10	1	11	0-0	0-0	0	0	0	M. Lodish	2	0	2	0-0	0-0	0	0	0	
J. Mobley	6	2	8	0-0	0-0	1	0	0	B. Romanowski	2	0	2	0-0	0-0	0	0	0	
S. Atwater	6	0	6	0-0	0-0	0	0	0	H. Hasselbach	1	0	1	0-0	0-0	0	0	0	
A. Aldridge	5	1	6	1-4	0-0	1	0	0	R. Hilliard	1	0	1	0-0	0-0	0	0	0	
M. Perry	4	1	5	0-0	0-0	1	0	0	M. Tanuvasa	1	0	1	0-0	0-0	0	0	0	
D. Williams	2	2	4	1-1	0-0	1	0	0	A. Williams	1	0	1	0-0	0-0	2	0	0	
R. Crockett	2	0	2	0-0	0-0	1	0	0	K. Burns	0	0	0	0-0	0-0	0	0	0	
T. Hauck	2	0	2	0-0	0-0	0	0	0	TEAM TOTALS	47	7	54	2-5	0-0	6	0	0	
T. James	2	0	2	0-0	0-0	0	0	0										



L.A. Raiders 42, Denver 24

Sunday, Jan. 9, 1994 • 1 p.m. PST • Los Angeles Coliseum • Los Angeles

WEATHER: Sunny, 76°, Wind 0 mph • ATTENDANCE: 65,314 • TIME: 3:36

1993 AFC Wild Card Game

Facing the Los Angeles Raiders for the second time in as many weeks, the Denver Broncos saw the Raiders pull away from a 21-21 halftime tie en route to a 42-24 win in an AFC Wild Card Game in front of 65,314 fans at the Los Angeles Coliseum.

Denver quarterback John Elway completed 29-of-47 passes (61.7%) for 302 yards with three touchdowns and one interception while tight end Shannon Sharpe hauled in a game-high 13 receptions for 156 yards (12.0 avg.) with one touchdown.

The Raiders struck first on a 7-play, 80-yard drive that was capped with a 9-yard touchdown pass from quarterback Jeff Hostetler to tight end Ethan Horton at 9:17 of the first quarter.

Elway and the Broncos responded with a scoring drive of their own, going 65 yards in seven plays with Elway finding Sharpe for a 23-yard touchdown. The Raiders bounced back with a 65-yard touchdown pass to wide receiver Tim Brown to take a 14-7 lead at 2:25 of the first quarter. The Broncos responded by driving 80 yards in 12 plays, setting up a 16-yard touchdown toss from Elway to tight end Reggie Johnson to tie the score. Hostetler continued to be red hot on the Raiders' next possession, throwing a 54-yard touchdown pass to wide receiver James Jett for a 21-14 lead at 7:28 of the second quarter.

On the Broncos' final drive of the half, the offense chewed up nearly seven minutes and went 77 yards to tie the score at 21 on wide receiver Derek Russell's 6-yard touchdown reception. Elway showed his ability to create plays for the offense, completing passes to six different receivers and taking off on two rushes of his own during the drive.

The two teams combined for nearly 500 yards of total offense by halftime, but only the Raiders continued that pace in the second half. After receiving the opening kickoff, the Broncos failed to move the ball on their first three possessions, giving the Raiders great field position after three punts that averaged 30 yards. The Raiders took advantage of the field position, converting two of those possessions into touchdowns on drives of three and five plays, respectively, to take a commanding 35-21 lead at 4:27 of the third quarter.

The Broncos made a dent in the score at the beginning of the fourth period on a 33-yard field goal by Jason Elam at 12:36. The Raiders responded to that with a 10-play, 76-yard drive that was capped by Napoleon McCallum's third touchdown of the game from one yard out at 6:43 to mark the final points scored on the afternoon.

OFFICIALS:

Referee — Bob McElwee (95); **Umpire** — Al Conway (27); **Line Judge** — Tom Barnes (55); **Side Judge** — Don Wedge (28); **Head Linesman** — Aaron Pointer (79); **Back Judge** — Bill Lovett (98); **Field Judge** — Don Hakes (96).

DENVER BRONCOS

OFFENSE

WR 88 J. Evans
LT 65 G. Zimmerman
LG 79 D. Widell
C 72 K. Kartz
RG 75 B. Habib
RT 68 R. Freeman
TE 89 R. Johnson
WR 87 C. Tillman
QB 7 J. Elway
RB 39 R. Delpino
TE 84 S. Sharpe

DEFENSE

LE 99 S. Dronett
NT 71 G. Kragen
RE 91 W. Oshodin
LOLB 51 M. Croel
LILB 77 K. Mecklenburg
MLB 57 D. Wyman
ROLB 73 S. Fletcher
LCB 34 T. Braxton
RCB 23 R. Bradford
SS 49 D. Smith
FS 27 S. Atwater

BRONCOS SUBSTITUTIONS: K 1 J. Elam, QB 8 T. Maddox, P 16 T. Rouen, CB 21 L. Lang, RB 22 G. Milburn, S 31 R. Jones, CB 36 F. Robinson, FB 37 A. Lynn, RB 38 R. Rivers, S 40 D. Hall, WR 42 K. Taylor, CB 47 D. Pool, LB 54 M. Donahue, LB 58 E. Alexander, LB 59 T. Lucas, G 64 J. Melander, G 76 K. Scrafford, T 78 D. Maggs, WR 80 T. Kimbrough, WR 85 D. Russell, WR 86 A. Marshall, DE 94 J. Robinson, DT 97 D. Drozdov. **INACTIVE:** 30B 12 S. Moore, CB 29 C. Dimry, LB 52 J. Mills, C 61 B. Meeks, WR 81 B. Rose, WR 83 M. Bonner, DE 90 D. Williams, DT 95 A. Taylor.

LOS ANGELES RAIDERS

OFFENSE

WR 89 A. Wright
LT 71 G. Perry
LG 76 S. Wisniewski
C 72 D. Mosebar
RG 65 M. Montoya
RT 68 B. Wilkerson
TE 88 E. Horton
WR 81 T. Brown
QB 15 J. Hostetler
RB 41 N. McCallum
RB 21 R. Montgomery

DEFENSE

LE 75 H. Long
LT 91 C. McGlockton
RT 74 N. Harrison
RE 93 G. Townsend
MLB 51 A. Wallace
LLB 57 J. Kelly
RLB 99 W. Moss
LCB 36 T. McDaniel
RCB 48 L. Washington
SS 20 D. Hoskins
FS 33 E. Anderson

RAIDERS SUBSTITUTIONS: P 7 J. Gossett, K 18 J. Jaeger, RB 23 R. Jordan, S 25 D. Land, S 31 R. Dixon, RB 35 S. Smith, RB 38 N. Bell, RB 39 K. Smith, LB 45 D. Fulcher, CB 46 T. Dorn, LB 52 M. Jones, LB 54 G. Biekert, DE 56 A. Bruce, G 64 T. Peat, C 67 D. Turk, G 77 R. Stephens, WR 80 D. Hobbs, WR 82 J. Jett, WR 83 W. Gault, TE 84 J. Duff, DE 94 A. Smith, DT 97 W. Broughton. **DID NOT PLAY:** QB 11 V. Evans. **INACTIVE:** 30B 12 B. J. Hobert, RB 28 G. Robinson, S 29 P. Bates, CB 37 J. Trapp, T 78 G. Skrepenak, T 79 K. Lanier, WR 86 R. Ismail, DT 92 F. Collons.

		1	2	3	4	OT	TOTAL
VISITOR	Denver Broncos	7	14	0	3	—	24
HOME	Los Angeles Raiders	14	7	14	7	—	42

FIELD GOALS (made () & missed)
J. Elam (33)

Team	Qtr	Clock Time	PLAY DESCRIPTION (Extra Point) (Drive Info)	SCORE	
				Visitor	Home
RAIDERS	1	9:17	E. Horton 9 yd. pass from J. Hostetler (J. Jaeger, kick) (7-80, 3:18)	0	7
BRONCOS	1	6:12	S. Sharpe 23 yd. pass from J. Elway (J. Elam, kick) (7-65, 3:05)	7	7
RAIDERS	1	2:25	T. Brown 65 yd. pass from J. Hostetler (J. Jaeger, kick) (6-78, 3:47)	7	14
BRONCOS	2	10:06	R. Johnson 16 yd. pass from J. Elway (J. Elam, kick) (12-80, 7:19)	14	14
RAIDERS	2	7:28	J. Jett 54 yd. pass from J. Hostetler (J. Jaeger, kick) (5-84, 2:38)	14	21
BRONCOS	2	0:32	D. Russell 6 yd. pass from J. Elway (J. Elam, kick) (13-77, 6:56)	21	21
RAIDERS	3	8:08	N. McCallum 26 yd. run (J. Jaeger, kick) (3-35, 1:25)	21	28
RAIDERS	3	4:27	N. McCallum 2 yd. run (J. Jaeger, kick) (5-52, 2:31)	21	35
BRONCOS	4	12:36	J. Elam 33 yd. Field Goal (8-63, 2:32)	24	35
RAIDERS	4	6:43	N. McCallum 1 yd. run (J. Jaeger, kick) (10-76, 5:53)	24	42

FINAL INDIVIDUAL STATISTICS

Denver Broncos										Los Angeles Raiders												
RUSHING	ATT	YDS	AVG	LG	TD					RUSHING	ATT	YDS	AVG	LG	TD							
R. Delpino	9	32	3.6	16	0					N. McCallum	13	81	6.2	26	3							
J. Elway	5	23	4.6	6	0					T. Montgomery	15	50	3.3	15	0							
R. Rivers	1	2	2.0	2	0					J. Hostettler	4	5	1.3	4	0							
T. Maddox	1	1	1.0	1	0																	
G. Milburn	2	-2	-1.0	1	0																	
TOTAL	18	56	3.1	16	0					TOTAL	32	136	4.3	26	3							
PASSING	ATT	CMP	YDS	TKD/YD	TD	LG	IN	Rtg.					PASSING	ATT	CMP	YDS	TKD/YD	TD	LG	IN	Rtg.	
J. Elway	47	29	302	1/5	3	25	1	92.7					J. Hostettler	19	13	294	2/3	3	65	0	150.8	
T. Maddox	7	3	34	0/0	0	13	0	58.0														
TOTAL	54	32	336	1/5	3	25	1	88.2					TOTAL	19	13	294	2/3	3	65	0	150.8	
PASS RECEIVING	NO	YDS	AVG	LG	TD					PASS RECEIVING	NO	YDS	AVG	LG	TD							
S. Sharpe	13	156	12.0	23	1					J. Jett	3	111	37.0	54	1							
A. Marshall	5	69	13.8	20	0					T. Brown	3	86	28.7	65	1							
G. Milburn	5	8	1.6	6	0					E. Horton	3	45	15.0	33	1							
D. Russell	2	31	15.5	25	1					T. Montgomery	3	29	9.7	18	0							
C. Tillman	2	25	12.5	16	0					A. Wright	1	23	23.0	23	0							
R. Johnson	2	19	9.5	16	1																	
K. Taylor	1	13	13.0	13	0																	
R. Rivers	1	8	8.0	8	0																	
J. Evans	1	7	7.0	7	0																	
TOTAL	32	336	10.5	25	3					TOTAL	13	294	22.6	65	3							
INTERCEPTIONS	NO	YDS	AVG	LG	TD					INTERCEPTIONS	NO	YDS	AVG	LG	TD							
										T. Dorn	1	1	1.0	1	0							
TOTAL	0	0	0.0	—	0					TOTAL	1	1	1.0	1	0							
PUNTING	NO	YDS	AVG	NET	TB	IN20	LG			PUNTING	NO	YDS	AVG	NET	TB	IN20	LG					
T. Rouen	4	135	33.8	28.8	1	0	45			J. Gossett	4	170	42.5	33.0	0	1	50					
TOTAL	4	135	33.8	28.8	1	0	45			TOTAL	4	170	42.5	33.0	0	1	50					
PUNT RETURNS	NO	YDS	AVG	FC	LG	TD				PUNT RETURNS	NO	YDS	AVG	FC	LG	TD						
G. Milburn	3	38	12.7	0	18	0				(DOWNED)	1	0	0.0	0	—	0						
(DOWNED)	1	0	0.0	0	—	0				(OUT OF BOUNDS)	2	0	0.0	0	—	0						
										(TOUCHBACK)	1	0	0.0	0	—	0						
RETURNS	3	38	12.7	0	18	0				RETURNS	0	0	0.0	0	—	0						
KICKOFF RETURNS	NO	YDS	AVG	FC	LG	TD				KICKOFF RETURNS	NO	YDS	AVG	FC	LG	TD						
G. Milburn	6	85	14.2	0	21	0				W. Gault	4	55	13.8	0	20	0						
(OUT OF BOUNDS)	1	0	0.0	0	—	0				(TOUCHBACK)	1	0	0.0	0	—	0						
RETURNS	6	85	14.2	0	21	0				RETURNS	4	55	13.8	0	20	0						
Denver Broncos	Own FUMBLES	Lost	Rec.	Yds	TD	Opp. Rec.	Yds	TD	Out Bnds	L.A. Raiders	Own FUMBLES	Lost	Rec.	Yds	TD	Opp. Rec.	Yds	TD	Out Bnds			
J. Elway	1	0	0	0	0	0	0	0	0	A. Smith	0	0	0	0	0	1	0	0	0			
K. Kartz	0	0	1	0	0	0	0	0	0													
T. Maddox	1	0	1	0	0	0	0	0	0													
TOTAL	2	0	2	0	0	0	0	0	0	TOTAL	0	0	0	0	0	1	0	0	0			

FINAL TEAM STATISTICS

BRONCOS										RAIDERS									
TOTAL FIRST DOWNS										4-33.8									
By Rushing										Had Blocked									
By Passing										FGs -- PATs Had Blocked									
By Penalty										TOTAL RETURN YARDAGE (Not Including Kickoffs)									
THIRD DOWN EFFICIENCY										No. and Yards Punt Returns									
FOURTH DOWN EFFICIENCY										No. and Yards Kickoff Returns									
TOTAL NET YARDS										No. and Yards Interception Returns									
Total Offensive Plays (inc. times thrown passing)										PENALTIES Number and Yards									
Average gain per offensive play										FUMBLES Number and Lost									
NET YARDS RUSHING										TOUCHDOWNS									
Total Rushing Plays										Rushing									
Average gain per rushing play										Passing									
NET YARDS PASSING										EXTRA POINTS Made-Attempts									
Times thrown -- yards lost attempting to pass										FIELD GOALS Made-Attempts									
Gross yards passing										SAFETIES									
PASS ATTEMPTS-COMPLETIONS-HAD INTERCEPTED										FINAL SCORE									
Average gain per pass play (inc. # thrown passing)										TIME OF POSSESSION									
KICKOFFS Number-In End Zone-Touchbacks																			

BRONCOS DEFENSIVE STATISTICS

(based on unofficial press box statistics)																		
PLAYER	UT	A	TT	S-YDS	I-YDS	PD	FF	FR	PLAYER	UT	A	TT	S-YDS	I-YDS	PD	FF	FR	
D. Smith	6	1	7	0-0	0-0	0	0	0	S. Fletcher	2	0	2	2-3	0-0	0	0	0	
D. Wyman	5	2	7	0-0	0-0	0	0	0	L. Lang	2	0	2	0-0	0-0	0	0	0	
K. Meckenburg	4	2	6	0-0	0-0	0	0	0	W. Oshodin	2	0	2	0-0	0-0	0	0	0	
S. Atwater	5	0	5	0-0	0-0	0	0	0	D. Hall	1	1	2	0-0	0-0	0	0	0	
R. Bradford	4	0	4	0-0	0-0	0	0	0	G. Kragen	2	0	2	0-0	0-0	0	0	0	
T. Braxton	3	0	3	0-0	0-0	0	0	0	E. Alexander	0	1	1	0-0	0-0	0	0	0	
M. Croel	3	0	3	0-0	0-0	1	0	0	TEAM TOTALS	39	9	48	2-3	0-0	1	0	0	
S. Dronett	2	0	2	0-0	0-0	0	0	0										



Buffalo 10, Denver 7

Sunday, Jan. 12, 1992 • 12:35 p.m. EST • Rich Stadium • Orchard Park, N.Y.

WEATHER: Sunny, 42°, Wind SSW 15 mph • ATTENDANCE: 80,272 • TIME: 2:59

1991 AFC Championship Game

The Broncos were denied their fifth AFC Championship, losing 10-7 to the Bills before 80,272 fans at Rich Stadium. Denver's defense shut down the high-powered Buffalo offense, limiting it to just 213 total yards and only 12 first downs, but the Broncos' offense failed to capitalize on several first-half opportunities.

Both teams struggled to find their offenses in the first two quarters, and the game was scoreless at halftime. Buffalo punted on its first two drives of the contest after a total net gain of negative two yards and had its third drive end when nose tackle Greg Kragen tipped and then intercepted a pass on the Buffalo 29. But Denver could not take advantage as David Treadwell's 47-yard field goal attempt sailed wide left. After the Broncos halted another Buffalo drive, Treadwell missed a 42-yard field goal attempt.

Once again, the Bills punted after failing to get a first down, and a 10-yard punt return by Vance Johnson set Denver up on the 50. On first down, quarterback John Elway threw a middle screen to running back Steve Sewell, who gained 26 yards to the Buffalo 24. The Broncos could move no closer than the 20, and Treadwell's 37-yard field goal attempt was wide right to end the last scoring threat of the first half.

The Bills' second drive of the third quarter began at their 20, and 11 plays later, they faced a third-and-7 on Denver's 26. Quarterback Jim Kelly's pass to James Lofton was intercepted by cornerback Tyrone Braxton and returned to the Denver 19. On second-and-10, Elway attempted another middle screen to Sewell, but linebacker Carlton Bailey picked off the pass and ran 11 yards for a touchdown and a 7-0 Buffalo lead.

The Broncos' first possession of the fourth quarter began with Gary Kubiak at quarterback after Elway left the game with an injured thigh muscle. Kubiak drove Denver from its 21 to the Buffalo 23, but the Broncos failed to convert a fourth-down attempt. The Bills then drove 50 yards in nine plays to score on a 44-yard field goal by Scott Norwood. Now down 10-0, Kubiak engineered a frantic drive in which Denver covered 85 yards in eight plays, and he scored on a 3-yard quarterback draw to pull Denver within 3 points, 10-7, with less than two minutes to play.

The ensuing onside kickoff was recovered by the Broncos' Steve Atwater, and Denver began its last-chance drive on its 49 with 1:43 left on the clock and two timeouts. On first down, Kubiak hit Sewell for seven yards, but cornerback Kirby Jackson stripped the ball away and recovered it on the Buffalo 44. The Broncos' defense forced the Bills to punt, but Denver could only reach the 50 as time ran out.

OFFICIALS:

Referee — Dale Hamer (104); **Umpire** — Al Conway (27); **Line Judge** — Bill Reynolds (53); **Side Judge** — Doug Toole (4); **Head Linesman** — Sid Semon (109); **Back Judge** — Al Jury (106); **Field Judge** — Don Hakes (96).

DENVER BRONCOS

OFFENSE

WR 83 M. Young
LT 62 J. Davidson
LG 63 S. Farrell
C 79 Da. Widell
RG 67 Do. Widell
RT 76 K. Lanier
WR 81 S. Sharpe
WR 85 D. Russell
QB 7 J. Elway
RB 28 G. Green
WR 82 V. Johnson

DEFENSE

LE 91 W. Powers
NT 71 G. Kragen
RE 90 R. Holmes
LOLB 73 S. Fletcher
LILB 56 M. Brooks
RILB 77 K. Mecklenburg
ROLB 51 M. Croel
LCB 34 T. Braxton
RCB 24 W. Henderson
SS 49 D. Smith
FS 27 S. Atwater

BRONCOS SUBSTITUTIONS: P 2 M. Horan, QB 8 G. Kubiak, K 9 D. Treadwell, CB 21 L. Lang, S 22 A. Montgomery, CB 29 C. Dimry, RB 30 S. Sewell, RB 38 R. Rivers, RB 41 G. Lewis, S 48 R. Robbins, LB 54 K. Traylor, LB 59 T. Lucas, T/C 60 N. Subis, G 68 C. Ker, DE 70 B. Sochia, C 72 K. Kartz, T 74 H. Salem, WR 80 M. Jackson, WR 84 R. Nattiel, TE 88 C. Kay, DE 96 K. Walker. **DID NOT PLAY:** LB 52 J. Mills, TE 89 R. Johnson. **INACTIVE:** 3QB 12 S. Moore, RB 26 B. Humphrey.

BUFFALO BILLS

OFFENSE

WR 80 J. Lofton
LT 69 W. Wolford
LG 51 J. Richter
C 67 K. Hull
RG 59 M. Frerotte
RT 75 H. Ballard
TE 84 K. McKeller
WR 83 A. Reed
QB 12 J. Kelly
RB 34 T. Thomas
WR 82 D. Beebe

DEFENSE

LE 96 L. Seals
NT 91 J. Wright
RE 78 B. Smith
LOLB 97 C. Bennett
LILB 58 S. Conlan
RILB 54 C. Bailey
ROLB 56 D. Talley
LCB 47 K. Jackson
RCB 37 N. Odomes
SS 46 L. Smith
FS 38 M. Kelso

BILLS SUBSTITUTIONS: K 5 B. Daluiso, P 9 C. Mohr, K 11 S. Norwood, QB 14 F. Reich, S 20 H. Jones, RB 23 K. Davis, CB 27 C. Hicks, CB 31 J. Williams, RB 35 C. Gardner, SS 45 D. Drane, LB 50 R. Bentley, LB 53 M. Patton, C 63 A. Lingner, NT 73 M. Lodish, WR 85 A. Edwards, TE 87 B. Rolle, TE 88 P. Metzelaars, WR 89 S. Tasker, DE 90 P. Hansen, DE 94 M. Pike, LB 99 G. Garner. **DID NOT PLAY:** OL 64 M. Brennan, T 79 J. Staysnicak. **INACTIVE:** 3QB 7 G. Gilbert, G/T 74 G. Parker.

		1	2	3	4	OT	TOTAL	FIELD GOALS (made () & missed)		
VISITOR	Denver Broncos	0	0	0	7	—	7	D. Treadwell	47WL	42WR 37WR
HOME	Buffalo Bills	0	0	7	3	—	10	S. Norwood	(44)	

Team	Qtr	Clock Time	PLAY DESCRIPTION (Extra Point) (Drive Info)	SCORE Visitor	Home
BILLS	3	9:32	C. Bailey 11 yd. return (S. Norwood, kick) (0-11, 0:11)	0	7
BILLS	4	10:42	S. Norwood 44 yd. Field Goal (9-50, 3:57)	0	10
BRONCOS	4	13:17	G. Kubiak 3 yd. run (D. Treadwell, kick) (8-85, 2:35)	7	10

FINAL INDIVIDUAL STATISTICS																							
Denver Broncos										Buffalo Bills													
RUSHING	ATT	YDS	AVG	LG	TD					RUSHING	ATT	YDS	AVG	LG	TD								
G. Green	19	53	2.8	18	0					T. Thomas	26	72	2.8	9	0								
G. Kubiak	3	22	7.3	11	1					A. Reed	1	16	16.0	16	0								
J. Elway	4	10	2.5	7	0					J. Kelly	2	9	4.5	10	0								
S. Sewell	4	3	0.8	6	0					K. Davis	6	7	1.2	4	0								
V. Johnson	2	-7	-3.5	-1	0																		
TOTAL	32	81	2.5	18	1					TOTAL	35	104	3.0	16	0								
PASSING	ATT	CMP	YDS	TKD/YD	TD	LG	IN	Rtg.					PASSING	ATT	CMP	YDS	TKD/YD	TD	LG	IN	Rtg.		
J. Elway	21	11	121	3/24	0	26	1	49.9					J. Kelly	25	13	117	1/8	0	25	2	31.6		
G. Kubiak	12	11	136	1/10	0	24	0	113.9															
TOTAL	33	22	257	4/34	0	26	1	77.5					TOTAL	25	13	117	1/8	0	25	2	31.6		
PASS RECEIVING	NO	YDS	AVG	LG	TD					PASS RECEIVING	NO	YDS	AVG	LG	TD								
V. Johnson	8	104	13.0	24	0					K. McKeller	3	39	13.0	25	0								
S. Sewell	7	78	11.1	26	0					T. Thomas	3	15	5.0	8	0								
S. Sharpe	3	40	13.3	15	0					A. Reed	2	19	9.5	10	0								
M. Young	3	25	8.3	10	0					K. Davis	2	13	6.5	9	0								
R. Nattiel	1	10	10.0	10	0					P. Metzelaars	1	14	14.0	14	0								
										J. Lofton	1	11	11.0	11	0								
										D. Beebe	1	6	6.0	6	0								
TOTAL	22	257	11.7	26	0					TOTAL	13	117	9.0	25	0								
INTERCEPTIONS	NO	YDS	AVG	LG	TD					INTERCEPTIONS	NO	YDS	AVG	LG	TD								
G. Kragen	1	0	0.0	0	0					C. Bailey	1	11	11.0	11	1								
T. Braxton	1	5	5.0	5	0																		
TOTAL	2	5	2.5	5	0					TOTAL	1	11	11.0	11	1								
PUNTING	NO	YDS	AVG	NET	TB	IN20	LG			PUNTING	NO	YDS	AVG	NET	TB	IN20	LG						
Horan	6	262	43.7	40.3	1	4	76			C. Mohr	8	304	38.0	31.0	1	0	49						
TOTAL	6	262	43.7	40.3	1	4	76			TOTAL	8	304	38.0	31.0	1	0	49						
PUNT RETURNS	NO	YDS	AVG	FC	LG	TD					PUNT RETURNS	NO	YDS	AVG	FC	LG	TD						
V. Johnson	3	36	12.0	3	13	0					C. Hicks	0	0	0.0	1	—	0						
(DOWNED)	1	0	0.0	0	—	0					(OUT OF BOUNDS)	1	0	0.0	0	—	0						
(TOUCHBACK)	1	0	0.0	0	—	0					(DOWNED)	3	0	0.0	0	—	0						
										(TOUCHBACK)	1	0	0.0	0	—	0							
RETURNS	3	36	12.0	3	13	0					RETURNS	0	0	0.0	1	—	0						
KICKOFF RETURNS	NO	YDS	AVG	FC	LG	TD					KICKOFF RETURNS	NO	YDS	AVG	FC	LG	TD						
A. Montgomery	2	34	17.0	0	18	0					A. Edwards	1	24	24.0	0	24	0						
D. Russell	1	15	15.0	0	15	0																	
RETURNS	3	49	16.3	0	18	0					RETURNS	1	24	24.0	0	24	0						
Denver Broncos	Own		Opp.		Out					Buffalo Bills	Own		Opp.		Out								
FUMBLES	Fum	Lost	Rec.	Yds	TD	FF	Rec.	Yds	TD	Bnds	Fum	Lost	Rec.	Yds	TD	FF	Rec.	Yds	TD	Bnds			
J. Elway	1	0	1	-5	0	0	0	0	0	0	L. Smith	0	0	0	0	0	1	0	0	0			
S. Sewell	2	1	1	0	0	0	0	0	0	0	K. Jackson	0	0	0	0	0	1	1	0	0			
V. Johnson	1	0	0	0	0	0	0	0	0	0													
Da. Widell	0	0	1	0	0	0	0	0	0	0													
TOTAL	4	1	3	-5	0	0	0	0	0	0	TOTAL	0	0	0	0	0	2	1	0	0			

FINAL TEAM STATISTICS																			
BRONCOS										BILLS									
TOTAL FIRST DOWNS										20									
By Rushing										6									
By Passing										13									
By Penalty										1									
THIRD DOWN EFFICIENCY										3-14-21%									
FOURTH DOWN EFFICIENCY										0-0-0%									
TOTAL NET YARDS										304									
Total Offensive Plays (inc. times thrown passing)										69									
Average gain per offensive play										4.4									
NET YARDS RUSHING										81									
Total Rushing Plays										32									
Average gain per rushing play										2.5									
NET YARDS PASSING										223									
Times thrown – yards lost attempting to pass										4-34									
Gross yards passing										257									
PASS ATTEMPTS-COMPLETIONS-HAD INTERCEPTED										33-22-1									
Average gain per pass play (inc. # thrown passing)										6.0									
KICKOFFS Number-In End Zone-Touchbacks										2-0-0									
										3-1-0									
										PUNTS Number and Average									
										Had Blocked									
										FGs – PATs Had Blocked									
										TOTAL RETURN YARDAGE (Not Including Kickoffs)									
										No. and Yards Punt Returns									
										No. and Yards Kickoff Returns									
										No. and Yards Interception Returns									
										PENALTIES Number and Yards									
										FUMBLES Number and Lost									
										TOUCHDOWNS									
										Rushing									
										Passing									
										Returns									
										EXTRA POINTS Made-Attempts									
										FIELD GOALS Made-Attempts									
										SAFETIES									
										FINAL SCORE									
										TIME OF POSSESSION									

BRONCOS DEFENSIVE STATISTICS																												
(based on unofficial press box statistics)																												
PLAYER	UT	A	TT	S-YDS	I-YDS	PD	FF	FR												PLAYER	UT	A	TT	S-YDS	I-YDS	PD	FF	FR
S. Fletcher	6	1	7	1-8	0-0	0	0	0												T. Braxton	2	0	2	0-0	1-5	1	0	0
M. Brooks	5	2	7	0-0	0-0	0	0	0												C. Dimry	1	1	2	0-0	0-0	0	0	0
G. Kragen	6	0	6	0-0	1-0	2	0	0												B. Sochia	1	1	2	0-0	0-0	0	0	0
K. Mecklenburg	6	0	6	0-0	0-0	0	0	0												M. Croel	1	0	1	0-0	0-0	0	0	0
S. Atwater	4	2	6	0-0	0-0	1	0	0												A. Montgomery	1	0	1	0-0	0-0	0	0	0
W. Powers	4	2	6	0-0	0-0	0	0	0												R. Robbins	1	0	1	0-0	0-0	0	0	0
D. Smith	4	0	4	0-0	0-0	0	0	0												W. Henderson	0	0	0	0-0	0-0	1	0	0
R. Holmes	3	0	3	0-0	0-0	0	0	0												TEAM TOTALS	45	9	54	1-8	2-5	4	0	0



Denver 26, Houston 24

Saturday, Jan. 4, 1992 • 2 p.m. MST • Mile High Stadium • Denver

WEATHER: Sunny, 36°, Wind W 14 mph • ATTENDANCE: 75,301 • TIME: 3:09

1991 AFC Divisional Playoff Game

The Denver Broncos advanced to their fourth AFC Championship Game in six years after defeating the Houston Oilers 26-24 in front of 75,301 fans at Mile High Stadium.

Houston quarterback Warren Moon drove his team 70 yards in four plays for a touchdown to put the Oilers up 7-0 with only 1:46 gone in the game. After a Denver punt, Moon again drove the Oilers down the field and threw his second touchdown pass, this one for nine yards to wide receiver Drew Hill for a 14-0 lead.

The Broncos started their next possession on their 35-yard line and covered 65 yards in eight plays to score on a 10-yard pass from quarterback John Elway to wide receiver Vance Johnson, but a fumbled snap on the conversion attempt left the score 14-6. On the sixth play of the ensuing Oilers drive, Moon was intercepted by free safety Steve Atwater, but a roughing the passer call nullified the effort. Three plays later, Houston scored on a 6-yard pass from Moon to wide receiver Curtis Duncan.

The next Oilers possession ended when Atwater intercepted a pass and gave Denver the ball on its own 12 with 6:03 left in the half. In a drive that saw Elway complete all six passes for 64 yards and Steve Sewell complete one to Johnson for 10, the Broncos covered 88 yards in 12 plays to score on a 1-yard run by running back Greg Lewis, cutting the Houston lead to 21-13. After a missed Houston field goal attempt, the Broncos drove from their 20 to Houston's 31 and David Treadwell nailed a 49-yard field goal, the longest in Denver postseason history. Now up by only five at 21-16, the Oilers reached the Broncos' 7-yard line on their next drive but had to settle for a 25-yard field goal.

The Broncos started on their 20-yard line for their next possession and converted a fourth-and-4 from the Houston 41 to keep the drive going. Lewis' 1-yard touchdown run cut Denver's deficit to one, 24-23, with seven minutes remaining.

With 2:07 left and on his 2-yard-line, Elway found wide receiver Michael Young for a 22-yard gain on first down, but three plays later the Broncos had a fourth-and-6 on the 28. Elway dropped back then scrambled left upfield and ran out of bounds a yard past the first-down marker. Three consecutive incompletions again left Denver with a do-or-die fourth-down situation. Elway again dropped back and scrambled left, but as he headed upfield he tossed a pass to Johnson, who ran to the Houston 21 for a 44-yard gain.

Broncos running back Steve Sewell ran for 10 yards on first down, and two plays later, Treadwell came on for the game-winning 28-yard field goal.

OFFICIALS:

Referee — Johnny Grier (23); Umpire — John Keck (67); Line Judge — Ron Blum (83); Side Judge — Don Carlson (39); Head Linesman — Dave Anderson (81); Back Judge — Roy Clymer (24); Field Judge — Ed Merrifield (76).

DENVER BRONCOS

OFFENSE

WR 83 M. Young
LT 62 J. Davidson
G 63 S. Farrell
C 79 Da. Widell
RG 67 Do. Widell
RT 76 K. Lanier
TE 88 C. Kay
WR 85 D. Russell
QB 7 J. Elway
RB 28 G. Green
RB 81 S. Sharpe

DEFENSE

LDE 73 S. Fletcher
LDT 71 G. Kragen
RDT 77 K. Mecklenburg
RDE 51 M. Croel
MLB 56 M. Brooks
LCB 34 T. Braxton
RCB 29 C. Dimry
CB 21 L. Lang
S 48 R. Robbins
SS 49 D. Smith
FS 27 S. Atwater

BRONCOS SUBSTITUTIONS: P 2 M. Horan, QB 8 G. Kubiak, K 9 D. Treadwell, S 22 A. Montgomery, RB 30 S. Sewell, RB 38 R. Rivers, RB 41 G. Lewis, LB 52 J. Mills, LB 54 K. Traylor, LB 59 T. Lucas, G/T 60 N. Subis, G 68 C. Ker, NT 70 B. Sochia, C 72 K. Kartz, T 74 H. Salem, WR 82 V. Johnson, WR 84 R. Nattiel, WR 86 B. Johnson, TE 89 R. Johnson, DE 90 R. Holmes, DL 96 K. Walker. **DID NOT PLAY:** CB 24 W. Henderson, DE 91 W. Powers. **INACTIVE:** 3QB 12 S. Moore, RB 26 B. Humphrey.

HOUSTON OILERS

OFFENSE

WR 84 H. Jeffires
WR 85 D. Hill
LT 78 D. Maggs
LG 63 M. Munchak
C 74 B. Matthews
RG 66 D. Dawson
RT 73 D. Williams
WR 81 E. Givins
WR 80 C. Duncan
QB 1 W. Moon
RB 44 L. White

DEFENSE

LE 95 W. Fuller
LT 79 R. Childress
RT 97 L. Williams
RE 96 S. Jones
LLB 57 L. Lathon
MLB 54 A. Smith
RLB 91 J. Meads
LCB 28 C. Dishman
RCB 23 R. Johnson
SS 25 B. McDowell
FS 26 B. Orlando

OILERS SUBSTITUTIONS: K 3 A. Del Greco, P 9 G. Montgomery, RB 20 A. Pinkett, CB 24 S. Jackson, CB 29 D. Lewis, RB 30 V. Jones, S 31 M. Robertson, RB 33 G. Brown, S 38 M. Dumas, LB 53 E. Seal, G 55 J. Flannery, LB 56 S. Kozak, T 70 D. Steinkuhler, DT 76 J. Alm, T 77 K. Donnalley, WR 82 T. Jones, WR 86 A. Johnson, WR 87 P. Coleman, DE 90 E. Johnson, LB 93 R. Graf, DT 94 G. Montgomery. **DID NOT PLAY:** QB 14 C. Carlson, WR 83 L. Harris. **INACTIVE:** QB 10 R. Slack, LB 51 E. Fairs.

		1	2	3	4	OT	TOTAL	FIELD GOALS (made () & missed)
VISITOR	Houston Oilers	14	7	0	3	—	24	A. Del Greco 33WR (25)
HOME	Denver Broncos	6	7	3	10	—	26	D. Treadwell (49) (28)

Team	Qtr	Clock Time	PLAY DESCRIPTION (Extra Point) (Drive Info)	SCORE Visitor	Home
OILERS	1	1:46	H. Jeffires 15 yd. pass from W. Moon (A. Del Greco, kick) (4-70, 1:46)	7	0
OILERS	1	9:44	D. Hill 9 yd. pass from W. Moon (A. Del Greco, kick) (9-63, 5:39)	14	0
BRONCOS	1	13:43	V. Johnson 10 yd. pass from J. Elway (No good, WL) (8-65, 3:59)	14	6
OILERS	2	4:05	C. Duncan 6 yd. pass from W. Moon (A. Del Greco, kick) (8-80, 5:22)	21	6
BRONCOS	2	14:21	G. Lewis 1 yd. run (D. Treadwell, kick) (12-88, 5:24)	21	13
BRONCOS	3	13:02	D. Treadwell 49 yd. Field Goal (9-49, 3:11)	21	16
OILERS	4	1:35	A. Del Greco 25 yd. Field Goal (7-67, 3:33)	24	16
BRONCOS	4	8:07	G. Lewis 1 yd. run (D. Treadwell, kick) (12-80, 6:32)	24	23
BRONCOS	4	14:44	D. Treadwell 28 yd. Field Goal (12-87, 1:51)	24	26

FINAL INDIVIDUAL STATISTICS

Houston Oilers										Denver Broncos										
RUSHING	ATT	YDS	AVG	LG	TD					RUSHING	ATT	YDS	AVG	LG	TD					
L. White	17	79	4.6	10	0					G. Green	17	59	3.5	14	0					
W. Moon	2	18	9.0	15	0					S. Sewell	4	48	12.0	19	0					
										J. Elway	6	39	6.5	15	0					
										R. Rivers	1	3	3.0	3	0					
										G. Lewis	3	2	0.7	1	2					
TOTAL	19	97	5.1	15	0					TOTAL	31	151	4.9	19	2					
PASSING	ATT	CMP	YDS	TKD/YD	TD	LG	IN	Rtg.		PASSING	ATT	CMP	YDS	TKD/YD	TD	LG	IN	Rtg.		
W. Moon	36	27	325	0/0	3	49	1	118.4		J. Elway	33	19	257	0/0	1	44	1	80.0		
										S. Sewell	1	1	10	0/0	0	10	0	108.3		
TOTAL	36	27	325	0/0	3	49	1	118.4		TOTAL	34	20	267	0/0	1	44	1	81.4		
PASS RECEIVING			NO	YDS	AVG	LG	TD			PASS RECEIVING			NO	YDS	AVG	LG	TD			
H. Jeffries			7	99	14.1	49	1			V. Johnson			5	78	15.6	44	1			
E. Givins			6	111	18.5	29	0			M. Young			4	85	21.3	32	0			
C. Duncan			6	40	6.7	11	1			S. Sewell			3	28	9.3	16	0			
L. White			5	35	7.0	10	0			S. Sharpe			3	20	6.7	7	0			
D. Hill			2	21	10.5	12	1			R. Nattiel			2	27	13.5	23	0			
T. Jones			1	19	19.0	19	0			D. Russell			1	20	20.0	20	0			
										C. Kay			1	8	8.0	8	0			
										G. Green			1	1	1.0	1	0			
TOTAL			27	325	12.0	49	3			TOTAL			20	267	13.4	44	1			
INTERCEPTIONS			NO	YDS	AVG	LG	TD			INTERCEPTIONS			NO	YDS	AVG	LG	TD			
R. Johnson			1	25	25.0	25	0			S. Atwater			1	0	0.0	0	0			
TOTAL			1	25	25.0	25	0			TOTAL			1	0	0.0	0	0			
PUNTING	NO	YDS	AVG	NET	TB	IN20	LG			PUNTING	NO	YDS	AVG	NET	TB	IN20	LG			
G. Montgomery	1	44	44.0	44.0	0	1	44			M. Horan	2	81	40.5	40.5	0	0	43			
TOTAL	1	44	44.0	44.0	0	1	44			TOTAL	2	81	40.5	40.5	0	0	43			
PUNT RETURNS	NO	YDS	AVG	FC	LG	TD			PUNT RETURNS	NO	YDS	AVG	FC	LG	TD					
P. Coleman	0	0	0.0	1	—	0			(DOWNED)	1	0	0.0	0	—	0					
(OUT OF BOUNDS)	1	0	0.0	0	—	0														
RETURNS	0	0	0.0	1	—	0			RETURNS	0	0	0.0	0	—	0					
KICKOFF RETURNS	NO	YDS	AVG	FC	LG	TD			KICKOFF RETURNS	NO	YDS	AVG	FC	LG	TD					
P. Coleman	3	36	12.0	0	15	0			A. Montgomery	4	88	22.0	0	30	0					
A. Pinkett	3	46	15.3	0	22	0			(TOUCHBACK)	1	0	0.0	0	—	0					
RETURNS	6	82	13.7	0	22	0			RETURNS	4	88	22.0	0	30	0					
Houston Oilers	Own			Opp.			Out			Denver Broncos	Own			Opp.			Out			
FUMBLES	Fum	Lost	Rec.	Yds	TD	FF	Rec.	Yds	TD	Bnds	Fum	Lost	Rec.	Yds	TD	FF	Rec.	Yds	TD	Bnds
A. Smith	0	0	0	0	0	1	0	0	0	0	G. Green	1	0	0	0	0	0	0	0	0
B. Orlando	0	0	0	0	0	1	0	0	0	0	J. Davidson	0	0	1	0	0	0	0	0	0

FINAL TEAM STATISTICS

OILERS			BRONCOS						OILERS			BRONCOS					
TOTAL FIRST DOWNS			23			26			PUNTS Number and Average			1-44			2-40.5		
By Rushing			7			13			Had Blocked			0			0		
By Passing			14			12			FGs – PATs Had Blocked			0-0			0-0		
By Penalty			2			1			TOTAL RETURN YARDAGE (Not Including Kickoffs)			25			0		
THIRD DOWN EFFICIENCY			5-8-63%			5-11-45%			No. and Yards Punt Returns			0-0			0-0		
FOURTH DOWN EFFICIENCY			0-0-0%			3-3-100%			No. and Yards Kickoff Returns			6-82			4-88		
TOTAL NET YARDS			422			418			No. and Yards Interception Returns			1-25			1-0		
Total Offensive Plays (inc. times thrown passing)			55			65			PENALTIES Number and Yards			13-85			6-70		
Average gain per offensive play			7.7			6.4			FUMBLES Number and Lost			0-0			3-0		
NET YARDS RUSHING			97			151			TOUCHDOWNS			3			3		
Total Rushing Plays			19			31			Rushing			0			2		
Average gain per rushing play			5.1			4.9			Passing			3			1		
NET YARDS PASSING			325			267			Returns			0			0		
Times thrown – yards lost attempting to pass			0-0			0-0			EXTRA POINTS Made-Attempts			3-3			2-3		
Gross yards passing			325			267			FIELD GOALS Made-Attempts			1-2			2-2		
PASS ATTEMPTS-COMPLETIONS-HAD INTERCEPTED			36-27-1			34-20-1			SAFETIES			0			0		
Average gain per pass play (inc. # thrown passing)			9.0			7.9			FINAL SCORE			24			26		
KICKOFFS Number-In End Zone-Touchbacks			5-1-1			6-0-0			TIME OF POSSESSION			30:26			29:34		



San Francisco 55, Denver 10

Sunday, Jan. 28, 1990 • 4:23 p.m. CST • Louisiana Superdome • New Orleans

WEATHER: Indoors • ATTENDANCE: 72,919 • TIME: 3:21

Super Bowl XXIV



The San Francisco 49ers captured their fourth World Championship with a 55-10 victory against the Denver Broncos in Super Bowl XXIV at the Louisiana Superdome in front of 72,919 fans. San Francisco quarterback Joe Montana completed 22-of-29 passes for 297 yards with five touchdowns, including three to wide receiver Jerry Rice.

The 49ers scored two touchdowns in every quarter and outgained the Broncos 461 yards to 167. After stopping Denver on the game's initial possession, San Francisco drove 66 yards in 10 plays, scoring on a 20-yard pass from Montana to Rice. The Broncos' next possession covered 49 yards in 10 plays and resulted in a 42-yard field goal by David Treadwell.

After limiting the 49ers to four yards on their next drive, Denver took possession on its own 49, but on first down, running back Bobby Humphrey fumbled and defensive end Kevin Fagan recovered for San Francisco on its 46. That turnover led to a 7-yard touchdown pass from Montana to tight end Brent Jones, and after a failed extra point attempt, San Francisco led 13-3 with three seconds left in the first quarter.

The Broncos failed to cross midfield in the second quarter while the 49ers scored on a 1-yard run by running back Tom Rathman and a 38-yard pass from Montana to Rice, taking a 27-3 lead into halftime.

San Francisco was unable to move the ball on the opening possession of the second half, but Elway was intercepted on the first play of Denver's next drive to give the 49ers possession on the Broncos' 28. On first down, Montana threw a touchdown pass to Rice to put his team up 34-3 with 2:12 gone in the third quarter.

The next Denver drive also ended with an interception, leading to a 35-yard scoring pass from Montana to John Taylor.

The Broncos, spurred by a 34-yard run by Humphrey, moved 61 yards in five plays and a penalty to score on a 3-yard run by Elway. San Francisco roared back with an 11-play, 75-yard drive that ended with a 3-yard touchdown run by Rathman. Following another Broncos fumble, running back Roger Craig plowed into the end zone on a 1-yard run to round out the scoring early in the fourth quarter and give the 49ers a 55-10 victory.

OFFICIALS:

Referee — Dick Jorgensen (60); **Umpire** — Hendi Ancich (115); **Line Judge** — Ron Blum (83); **Side Judge** — Gerry Austin (34); **Head Linesman** — Earnie Frantz (111); **Back Judge** — Al Jury (106); **Field Judge** — Don Orr (77).

DENVER BRONCOS

OFFENSE

WR 82	V. Johnson
LT 60	G. Perry
LG 66	J. Juriga
C 72	K. Kartz
RG 67	D. Widell
RT 76	K. Lanier
TE 89	O. Mobley
WR 80	M. Jackson
QB 7	J. Elway
RB 30	S. Sewell
RB 26	B. Humphrey

DEFENSE

LE 92	A. Carreker
NT 71	G. Kragen
RE 90	R. Holmes
LOLB 56	M. Brooks
LILB 55	R. Dennison
RILB 77	K. Mecklenburg
ROLB 73	S. Fletcher
LCB 34	T. Braxton
RCB 24	W. Henderson
SS 49	D. Smith
FS 27	S. Atwater

BRONCOS SUBSTITUTIONS: P 2 M. Horan, QB 8 G. Kubiak, K 9 D. Treadwell, RB 23 S. Winder, S 25 K. Corrington, CB 29 D. Carrington, RB 32 M. Bratton, RB 35 K. Bell, CB 36 M. Haynes, S 48 R. Robbins, LB 51 M. Munford, G/C 54 K. Bishop, LB 58 S. Curtis, LB 59 T. Lucas, DE/NT 61 A. Townsend, G 65 M. Smith, DE/NT 68 B. Henke, WR 83 M. Young, WR 84 R. Nattiel, TE 86 P. Green, TE 88 C. Kay, DE 91 W. Powers, LB 97 B. Klosterman. **INACTIVE:** RB 40 J. Alexander, C 57 M. Ruether.

SAN FRANCISCO 49ERS

OFFENSE

WR 82	J. Taylor
LT 77	W. Paris
LG 62	G. McIntyre
C 61	J. Sapolu
RG 69	B. Collie
RT 79	H. Barton
TE 84	B. Jones
WR 80	J. Rice
QB 16	J. Montana
RB 33	R. Craig
RB 44	T. Rathman

DEFENSE

LE 78	P. Holt
NT 95	M. Carter
RE 75	K. Fagan
LOLB 94	C. Haley
LILB 54	M. Millen
RILB 99	M. Walter
ROLB 58	K. Turner
LCB 26	D. Pollard
RCB 29	D. Griffin
SS 31	C. Brooks
FS 42	R. Lott

49ERS SUBSTITUTIONS: K 6 M. Cofer, QB 8 S. Young, P 9 B. Helton, CB 21 E. Wright, CB 22 T. McKyer, RB 23 S. Tillman, RB 24 H. Sydney, RB 32 T. Flagler, S 40 J. Jackson, LB 53 B. Romanowski, LB 56 S. Hendrickson, LB 59 K. DeLong, C/G 60 C. Thomas, NT 64 J. Burt, G 66 T. Tausch, NT 67 P. Kulger, T 74 S. Wallace, TE 81 J. Williams, WR 85 M. Wilson, WR 88 M. Sherrard, TE 89 W. Walls, DE 91 L. Roberts, DE/LB 96 D. Stubbs. **INACTIVE:** QB 13 S. Bono, LB 98 A. Goss.

		1	2	3	4	OT	TOTAL	FIELD GOALS (made () & missed)		
VISITOR	San Francisco 49ers	13	14	14	14	—	55			
HOME	Denver Broncos	3	0	7	0	—	10	D. Treadwell (42)		

Team	Qtr	Clock Time	PLAY DESCRIPTION (Extra Point) (Drive Info)	SCORE Visitor	Home
49ERS	1	4:54	J. Rice 20 yd. pass from J. Montana (M. Cofer, kick) (10-66, 3:59)	7	0
BRONCOS	1	8:13	D. Treadwell 42 yd. Field Goal (10-49, 3:19)	7	3
49ERS	1	14:57	B. Jones 7 yd. pass from J. Montana (No good, WR) (10-54, 5:15)	13	3
49ERS	2	7:45	T. Rathman 1 yd. run (M. Cofer, kick) (14-69, 7:07)	20	3
49ERS	2	14:26	J. Rice 38 yd. pass from J. Montana (M. Cofer, kick) (5-59, 1:04)	27	3
49ERS	3	2:12	J. Rice 28 yd. pass from J. Montana (M. Cofer, kick) (1-28, 0:06)	34	3
49ERS	3	5:16	J. Taylor 35 yd. pass from J. Montana (M. Cofer, kick) (2-37, 0:48)	41	3
BRONCOS	3	8:07	J. Elway 3 yd. run (D. Treadwell, kick) (5-61, 2:51)	41	10
49ERS	4	0:03	T. Rathman 3 yd. run (M. Cofer, kick) (11-75, 6:56)	48	10
49ERS	4	1:13	R. Craig 1 yd. run (M. Cofer, kick) (1-1, 0:04)	55	10

FINAL INDIVIDUAL STATISTICS

San Francisco 49ers										Denver Broncos																														
RUSHING	ATT	YDS	AVG	LG	TD	RUSHING	ATT	YDS	AVG	LG	TD	RUSHING	ATT	YDS	AVG	LG	TD	RUSHING	ATT	YDS	AVG	LG	TD																	
R. Craig	20	69	3.5	18	1	B. Humphrey	12	61	5.1	34	0	J. Elway	4	8	2.0	3	1	S. Winder	1	-5	-5.0	-5	0																	
T. Rathman	11	38	3.5	18	2	J. Elway	4	8	2.0	3	1	S. Winder	1	-5	-5.0	-5	0																							
J. Montana	2	15	7.5	10	0																																			
T. Flagler	6	14	2.3	10	0																																			
S. Young	4	6	1.5	11	0																																			
H. Sydney	1	2	2.0	2	0																																			
TOTAL	44	144	3.3	18	3	TOTAL	17	64	3.8	34	1	TOTAL	17	64	3.8	34	1																							
PASSING	ATT	CMP	YDS	TKD/YD	TD	LG	IN	Rtg.	PASSING	ATT	CMP	YDS	TKD/YD	TD	LG	IN	Rtg.	PASSING	ATT	CMP	YDS	TKD/YD	TD	LG	IN	Rtg.														
J. Montana	29	22	297	1/0	5	38	0	147.6	J. Elway	26	10	108	4/30	0	27	2	19.4	G. Kubiak	3	1	28	2/3	0	28	0	68.8														
S. Young	3	2	20	0/0	0	13	0	85.4	G. Kubiak	3	1	28	2/3	0	28	0	68.8																							
TOTAL	32	24	317	1/0	5	38	0	145.4	TOTAL	29	11	136	6/33	0	28	2	24.5																							
PASS RECEIVING	NO	YDS	AVG	LG	TD	PASS RECEIVING	NO	YDS	AVG	LG	TD	PASS RECEIVING	NO	YDS	AVG	LG	TD	PASS RECEIVING	NO	YDS	AVG	LG	TD	PASS RECEIVING	NO	YDS	AVG	LG	TD											
J. Rice	7	148	21.1	38	3	B. Humphrey	3	38	12.7	27	0	S. Sewell	2	22	11.0	12	0	V. Johnson	2	21	10.5	13	0	R. Nattiel	1	28	28.0	28	0											
R. Craig	5	34	6.8	12	0	S. Sewell	2	22	11.0	12	0	V. Johnson	2	21	10.5	13	0	M. Bratton	1	14	14.0	14	0	S. Winder	1	7	7.0	7	0											
T. Rathman	4	43	10.8	18	0	V. Johnson	2	21	10.5	13	0	R. Nattiel	1	28	28.0	28	0	C. Kay	1	6	6.0	6	0																	
J. Taylor	3	49	16.3	35	1	R. Nattiel	1	28	28.0	28	0	M. Bratton	1	14	14.0	14	0																							
M. Sherrard	1	13	13.0	13	0	M. Bratton	1	14	14.0	14	0	S. Winder	1	7	7.0	7	0																							
W. Walls	1	9	9.0	9	0	S. Winder	1	7	7.0	7	0	C. Kay	1	6	6.0	6	0																							
B. Jones	1	7	7.0	7	1	C. Kay	1	6	6.0	6	0																													
H. Sydney	1	7	7.0	7	0																																			
J. Williams	1	7	7.0	7	0																																			
TOTAL	24	317	13.2	38	5	TOTAL	11	136	12.4	28	0	TOTAL	11	136	12.4	28	0																							
INTERCEPTIONS	NO	YDS	AVG	LG	TD	INTERCEPTIONS	NO	YDS	AVG	LG	TD	INTERCEPTIONS	NO	YDS	AVG	LG	TD	INTERCEPTIONS	NO	YDS	AVG	LG	TD	INTERCEPTIONS	NO	YDS	AVG	LG	TD											
M. Walter	1	4	4.0	4	0	M. Horan	6	231	38.5	32.2	0	M. Horan	6	231	38.5	32.2	0	0																						
C. Brooks	1	38	38.0	38	0																																			
TOTAL	2	42	21.0	38	0	TOTAL	0	0	0.0	—	0	TOTAL	0	0	0.0	—	0																							
PUNTING	NO	YDS	AVG	NET	TB	IN20	LG	PUNTING	NO	YDS	AVG	NET	TB	IN20	LG	PUNTING	NO	YDS	AVG	NET	TB	IN20	LG	PUNTING	NO	YDS	AVG	NET	TB	IN20	LG									
B. Helton	4	158	39.5	36.8	0	2	47	M. Horan	6	231	38.5	32.2	0	0	43		M. Horan	6	231	38.5	32.2	0	0	43																
TOTAL	4	158	39.5	36.8	0	2	47	TOTAL	6	231	38.5	32.2	0	0	43		TOTAL	6	231	38.5	32.2	0	0	43																
PUNT RETURNS	NO	YDS	AVG	FC	LG	TD	PUNT RETURNS	NO	YDS	AVG	FC	LG	TD	PUNT RETURNS	NO	YDS	AVG	FC	LG	TD	PUNT RETURNS	NO	YDS	AVG	FC	LG	TD	PUNT RETURNS	NO	YDS	AVG	FC	LG	TD						
J. Taylor	3	38	12.7	2	17	0	V. Johnson	2	11	5.5	1	7	0		V. Johnson	2	11	5.5	1	7	0																			
(OUT OF BOUNDS)	1	0	0.0	0	—	0	(DOWNED)	1	0	0.0	0	—	0		(DOWNED)	1	0	0.0	0	—	0																			
RETURNS	3	38	12.7	2	17	0	RETURNS	2	11	5.5	1	7	0		RETURNS	2	11	5.5	1	7	0																			
KICKOFF RETURNS	NO	YDS	AVG	FC	LG	TD	KICKOFF RETURNS	NO	YDS	AVG	FC	LG	TD	KICKOFF RETURNS	NO	YDS	AVG	FC	LG	TD	KICKOFF RETURNS	NO	YDS	AVG	FC	LG	TD	KICKOFF RETURNS	NO	YDS	AVG	FC	LG	TD						
T. Flagler	3	49	16.3	0	22	0	D. Carrington	6	146	24.3	0	39	0		D. Carrington	6	146	24.3	0	39	0																			
							K. Bell	2	41	20.5	0	24	0		K. Bell	2	41	20.5	0	24	0																			
							M. Bratton	1	9	9.0	0	9	0		M. Bratton	1	9	9.0	0	9	0																			
RETURNS	3	49	16.3	0	22	0	RETURNS	9	196	21.8	0	39	0		RETURNS	9	196	21.8	0	39	0																			
San Francisco 49ers	Own	Fumbles	Rec.	Yds	TD	Opp. Rec.	Yds	TD	Out Bnds	Denver Broncos	Own	Fumbles	Rec.	Yds	TD	Opp. Rec.	Yds	TD	Out Bnds	San Francisco 49ers	Own	Fumbles	Rec.	Yds	TD	Opp. Rec.	Yds	TD	Out Bnds	Denver Broncos	Own	Fumbles	Rec.	Yds	TD	Opp. Rec.	Yds	TD	Out Bnds	
K. Fagan	0	0	0	0	0	1	0	0	0	B. Humphrey	1	1	0	0	0	0	0	0	0	0	K. Fagan	0	0	0	0	0	1	0	0	0	B. Humphrey	1	1	0	0	0	0	0	0	0
C. Brooks	0	0	0	0	0	1	0	0	0	J. Elway	2	1	-1	-1	0	0	0	0	0	0	C. Brooks	0	0	0	0	0	1	0	0	0	J. Elway	2	1	-1	-1	0	0	0	0	0
D. Griffin	0	0	0	0	0	1	0	0	0												D. Griffin	0	0	0	0	0	1	0	0	0										
D. Stubbs	0	0	0	0	0	1	15	0	0												D. Stubbs	0	0	0	0	0	1	15	0	0										
TOTAL	0	0	0	0	0	2	2	15	0	TOTAL	3	2	1	-1	0	0	0	0	0	0	TOTAL	0	0	0	0	0	2	2	15	0	TOTAL	3	2	1	-1	0	0	0	0	0

FINAL TEAM STATISTICS

	49ERS	BRONCOS		49ERS	BRONCOS
TOTAL FIRST DOWNS	28	12	PUNTS Number and Average	4-39.5	6-38.5
By Rushing	14	5	Had Blocked	0	0
By Passing	14	6	FGs – PATs Had Blocked	4-0-0	0-0-0
By Penalty	0	1	TOTAL RETURN YARDAGE (Not Including Kickoffs)	80	11
THIRD DOWN EFFICIENCY	8-15-53%	3-11-27%	No. and Yards Punt Returns	3-38	2-11
FOURTH DOWN EFFICIENCY	2-2-100%	0-0-0%	No. and Yards Kickoff Returns	3-49	9-196
TOTAL NET YARDS	461	167	No. and Yards Interception Returns	2-42	0-0
Total Offensive Plays (inc. times thrown passing)	77	52	PENALTIES Number and Yards	4-38	0-0
Average gain per offensive play	6.0	3.2	FUMBLES Number and Lost	0-0	3-2
NET YARDS RUSHING	144	64	TOUCHDOWNS	8	1
Total Rushing Plays	44	17	Rushing	3	1
Average gain per rushing play	3.3	3.8	Passing	5	0
NET YARDS PASSING	317	103	EXTRA POINTS Made-Attempts	7-8	1-1
Times thrown – yards lost attempting to pass	1-0	6-33	FIELD GOALS Made-Attempts	0-0	1-0
Gross yards passing	317	136	SAFETIES	0	0
PASS ATTEMPTS-COMPLETIONS-HAD INTERCEPTED	32-24-0	29-11-2	FINAL SCORE	55	10
Average gain per pass play (inc. # thrown passing)	9.6	2.9	TIME OF POSSESSION	39:31	20:29
KICKOFFS Number-In End Zone-Touchbacks	9-3-0	3-0-0			



Denver 37, Cleveland 21

Sunday, Jan. 14, 1990 • 11:30 a.m. MST • Mile High Stadium • Denver

WEATHER: Sunny, 53°, Wind W 10 mph • ATTENDANCE: 76,005 • TIME: 3:28

1989 AFC Championship Game

The Denver Broncos won their third American Football Conference Championship in four years with a dynamic 37-21 victory over Cleveland before 76,005 fans at Mile High Stadium.

Broncos quarterback John Elway threw for 385 yards and three touchdowns, running back Sammy Winder tied a Denver postseason record with two touchdowns and strong safety Dennis Smith posted two of the Broncos' three interceptions. Denver also totaled 497 yards of offense, averaging 6.5 yards on 76 plays.

The Broncos took the opening kickoff and drove to the Cleveland 1, but on third down, Elway's pitch to running back Bobby Humphrey was fumbled and the Browns' Andrew Stewart recovered on the 8. With five minutes left in the first quarter, Smith picked off a Bernie Kosar pass and returned it to the Cleveland 32. Denver moved to the Cleveland 12 but had to settle for a 29-yard field goal by David Treadwell.

Neither team mounted scoring drives until the Broncos took possession on their own 18 with 6:54 left in the half. On first down, Elway hit wide receiver Mark Jackson for 12 yards, and three plays later he connected with wide receiver Michael Young for a 70-yard touchdown that put Denver ahead 10-0 at the half.

The Browns took the opening kickoff of the second half and drove 70 yards in eight plays, scoring on a 27-yard pass from Kosar to Brian Brennan. Denver roared right back on its next possession, going 80 yards in six plays and scoring on a 5-yard pass from Elway to tight end Orson Mobley on a drive sparked by a 53-yard Young reception.

The Broncos began their next possession at their 40-yard line and, buoyed by a 25-yard run by Elway, covered 60 yards in six plays and scored on a 7-yard run by Winder, making the score 24-7 late in the third quarter.

The Browns needed just six plays to go 72 yards and score on a 10-yard Kosar-to-Brennan pass, and two plays into Denver's next drive, Cleveland's Felix Wright recovered a Denver fumble and returned it to the Broncos' 1. On second down, Tim Manoa barreled in from the 2, cutting Denver's lead to 24-21 with one second left in the third quarter.

The Broncos shut out the Browns in the fourth quarter while posting 13 points of their own. A 39-yard touchdown grab by Winder along with two Treadwell field goals accounted for Denver's final points of the afternoon.

OFFICIALS:

Referee — Dick Hantak (105); **Umpire** — Art Demmas (78); **Line Judge** — Bill Reynolds (53); **Side Judge** — Nate Jones (97); **Head Linesman** — Dale Williams (8); **Back Judge** — Paul Baetz (22); **Field Judge** — Jack Vaughan (93).

DENVER BRONCOS

OFFENSE

WR 82 V. Johnson
LT 60 G. Perry
LG 66 J. Juriga
C 72 K. Kartz
RG 67 D. Widell
RT 76 K. Lanier
TE 87 P. Kelly
WR 80 M. Jackson
QB 7 J. Elway
FB 32 M. Bratton
RB 26 B. Humphrey

DEFENSE

LE 92 A. Carreker
NT 71 G. Kragen
RE 90 R. Holmes
LOLB 56 M. Brooks
LILB 55 R. Dennison
RLB 77 K. Mecklenburg
ROLB 73 S. Fletcher
LCB 34 T. Braxton
RCB 24 W. Henderson
SS 49 D. Smith
FS 27 S. Atwater

BRONCOS SUBSTITUTIONS: P 2 M. Horan, QB 8 G. Kubiak, K 9 D. Treadwell, RB 23 S. Winder, S 25 K. Corrington, CB 29 D. Carrington, RB 30 S. Sewell, RB 35 K. Bell, CB 36 M. Haynes, S 48 R. Robbins, LB 51 M. Munford, G/C 54 K. Bishop, LB 58 S. Curtis, LB 59 T. Lucas, DE/NT 61 A. Townsend, G 65 M. Smith, DE/NT 68 B. Henke, WR 83 M. Young, WR 84 R. Nattiel, TE 88 C. Kay, TE 89 O. Mobley, DE 91 W. Powers, LB 97 B. Klosterman. **INACTIVE:** RB 40 J. Alexander, C 57 M. Ruether.

CLEVELAND BROWNS

OFFENSE

WR 84 W. Slaughter
LT 74 P. Farren
LG 68 T. Banker
C 73 G. Rakoczy
RG 66 T. Jones
RT 63 C. Risien
TE 82 O. Newsome
WR 88 R. Langhorne
QB 19 B. Kosar
RB 21 E. Metcalf
FB 34 K. Mack

DEFENSE

LDE 60 A. Baker
LDI 78 C. Hairston
RDT 92 M. Perry
RDE 97 R. Banks
LLB 57 C. Matthews
MLB 59 M. Johnson
RLB 56 D. Grayson
LCB 31 F. Minnifield
RCB 29 H. Dixon
SS 22 F. Wright
FS 30 T. Gash

BROWNS SUBSTITUTIONS: K 9 M. Bahr, QB 10 M. Pagel, P 15 B. Wagner, CB 23 M. Harper, RB 26 K. Jones, RB 33 M. Oliphant, RB 35 B. Redden, S 40 K. Kramer, FB 42 T. Manoa, S 49 R. Lyons, LB 50 V. Walters, LB 51 E. Johnson, LB 58 C. Charlton, C 64 T. Baugh, DE 71 T. Gibson, DL 75 C. Pike, T 77 R. Bolden, WR 85 L. Tillman, WR 86 B. Brennan, TE 87 R. Middleton, WR 89 G. McNeil, DE 96 A. Stewart. **DID NOT PLAY:** DB 24 T. Blaylock. **INACTIVE:** T 70 K. Simons, T 72 K. Robbins.

		1	2	3	4	OT	TOTAL
VISITOR	Cleveland Browns	0	0	21	0	—	21
HOME	Denver Broncos	3	7	14	13	—	37


FIELD GOALS (made () & missed)

D. Treadwell (29) 54B (34) (31)

Team	Qtr	Clock Time	PLAY DESCRIPTION (Extra Point) (Drive Info)	SCORE Visitor Home
BRONCOS	1	12:59	D. Treadwell 29 yd. Field Goal (5-20, 2:46)	0 3
BRONCOS	2	9:03	M. Young 70 yd. pass from J. Elway (D. Treadwell, kick) (4-82, 0:57)	0 10
BROWNS	3	3:19	B. Brennan 27 yd. pass from B. Kosar (M. Bahr, kick) (8-70, 3:19)	7 10
BRONCOS	3	7:00	O. Mobley 5 yd. pass from J. Elway (D. Treadwell, kick) (6-80, 3:41)	7 17
BRONCOS	3	10:41	S. Winder 7 yd. run (D. Treadwell, kick) (6-60, 2:41)	7 24
BROWNS	3	12:48	B. Brennan 10 yd. pass from B. Kosar (M. Bahr, kick) (6-72, 2:07)	14 24
BROWNS	3	14:59	T. Manoa 2 yd. run (M. Bahr, kick) (2-1, 1:12)	21 24
BRONCOS	4	2:25	S. Winder 39 yd. pass from J. Elway (D. Treadwell, kick) (6-80, 2:26)	21 31
BRONCOS	4	6:38	D. Treadwell 34 yd. Field Goal (7-22, 3:48)	21 34
BRONCOS	4	13:00	D. Treadwell 31 yd. Field Goal (10-34, 6:50)	21 37

FINAL INDIVIDUAL STATISTICS																										
Cleveland Browns												Denver Broncos														
RUSHING		ATT	YDS	AVG	LG	TD						RUSHING		ATT	YDS	AVG	LG	TD								
K. Mack		6	36	6.0	19	0						J. Elway		5	39	7.8	25	0								
B. Kosar		2	22	11.0	16	0						S. Winder		21	37	1.8	9	1								
T. Manoa		2	5	2.5	3	1						B. Humphrey		8	23	2.9	9	0								
E. Metcalf		3	4	1.3	2	0						S. Sewell		4	17	4.3	12	0								
R. Langhorne		1	-1	-1.0	-1	0						M. Bratton		1	4	4.0	4	0								
TOTAL		14	66	4.7	19	1						TOTAL		39	120	3.1	25	1								
PASSING		ATT	CMP	YDS	Tkd/YD	TD	LG	IN	Rtg.						PASSING		ATT	CMP	YDS	Tkd/YD	TD	LG	IN	Rtg.		
B. Kosar		44	19	210	4/20	2	27	3	44.7						J. Elway		36	20	385	1/8	3	70	0	120.7		
TOTAL		44	19	210	4/20	2	27	3	44.7						TOTAL		36	20	385	1/8	3	70	0	120.7		
PASS RECEIVING		NO		YDS	AVG	LG	TD						PASS RECEIVING		NO		YDS	AVG	LG	TD						
R. Langhorne		5		78	15.6	27	0						V. Johnson		7		91	13.0	23	0						
B. Brennan		5		58	11.6	27	2						S. Sewell		3		55	18.3	43	0						
W. Slaughter		3		36	12.0	16	0						M. Young		2		123	61.5	70	1						
K. Mack		2		8	4.0	5	0						S. Winder		2		39	19.5	39	1						
E. Metcalf		2		7	3.5	4	0						M. Jackson		2		25	12.5	13	0						
L. Tillman		1		15	15.0	15	0						O. Mobley		2		22	11.0	17	1						
T. Manoa		1		8	8.0	8	0						B. Humphrey		1		23	23.0	23	0						
TOTAL		19		210	11.1	27	2						TOTAL		20		385	19.3	70	3						
INTERCEPTIONS		NO		YDS	AVG	LG	TD						INTERCEPTIONS		NO		YDS	AVG	LG	TD						
													D. Smith		2		13	6.5	9	0						
													K. Corrington		1		1	1.0	1	0						
TOTAL		0		0	0.0	—	0						TOTAL		3		14	4.7	9	0						
PUNTING		NO	YDS	AVG	NET	TB	IN20	LG						PUNTING		NO	YDS	AVG	NET	TB	IN20	LG				
B. Wagner		8	338	42.3	35.3	1	1	52						M. Horan		5	232	46.4	37.0	2	1	61				
TOTAL		8	338	42.3	35.3	1	1	52						TOTAL		5	232	46.4	37.0	2	1	61				
PUNT RETURNS		NO	YDS	AVG	FC	LG	TD						PUNT RETURNS		NO	YDS	AVG	FC	LG	TD						
G. McNeil		1	7	7.0	1	7	0						V. Johnson		4	36	9.0	0	11	0						
(DOWNED)		1	0	0.0	0	—	0						(DOWNED)		3	0	0.0	0	—	0						
(TOUCHBACK)		2	0	0.0	0	—	0						(TOUCHBACK)		1	0	0.0	0	—	0						
RETURNS		1	7	7.0	1	7	0						RETURNS		4	36	9.0	0	11	0						
KICKOFF RETURNS		NO	YDS	AVG	FC	LG	TD						KICKOFF RETURNS		NO	YDS	AVG	FC	LG	TD						
E. Metcalf		6	118	19.7	0	28	0						(TOUCHBACK)		4	0	0.0	0	—	0						
K. Jones		1	12	12.0	0	12	0																			
(TOUCHBACK)		1	0	0.0	0	—	0																			
RETURNS		7	130	18.6	0	28	0						RETURNS		0	0	0.0	0	—	0						
Cleveland Browns												Denver Broncos														
FUMBLES		Fum	Lost	Own Rec.	Yds	TD	FF	Opp. Rec.	Yds	TD	Out Bnds	FUMBLES		Fum	Lost	Own Rec.	Yds	TD	FF	Opp. Rec.	Yds	TD	Out Bnds			
A. Stewart		0	0	0	0	0	0	1	0	0	0	J. Elway		1	1	0	-6	0	0	0	0	0	0			
K. Mack		2	0	1	0	0	0	0	0	0	0	M. Bratton		1	1	0	0	0	0	0	0	0	0			
B. Kosar		1	0	2	0	0	0	0	0	0	0															
F. Wright		0	0	0	0	0	0	1	27	0	0															
TOTAL		3	0	3	0	0	0	2	27	0	0	TOTAL		2	2	0	-6	0	0	0	0	0	0			

FINAL TEAM STATISTICS										
					BROWNS		BRONCOS			
TOTAL FIRST DOWNS		14	22			PUNTS Number and Average		8-42.3	5-46.4	
By Rushing		3	6			Had Blocked		0	0	
By Passing		11	14			FGs – PATs Had Blocked		0-0	1-0	
By Penalty		0	2			TOTAL RETURN YARDAGE (Not Including Kickoffs)		7	50	
THIRD DOWN EFFICIENCY		3-13-23%	9-18-50%			No. and Yards Punt Returns		1-7	4-36	
FOURTH DOWN EFFICIENCY		0-1-0%	0-0-0%			No. and Yards Kickoff Returns		7-130	0-0	
TOTAL NET YARDS		256	497			No. and Yards Interception Returns		0-0	3-14	
Total Offensive Plays (inc. times thrown passing)		62	76			PENALTIES Number and Yards		8-55	1-5	
Average gain per offensive play		4.1	6.5			FUMBLES Number and Lost		3-0	2-2	
NET YARDS RUSHING		66	120			TOUCHDOWNS		3	4	
Total Rushing Plays		14	39			Rushing		1	1	
Average gain per rushing play		4.7	3.1			Passing		2	3	
NET YARDS PASSING		190	377			Returns		0	0	
Times thrown – yards lost attempting to pass		4-20	1-8			EXTRA POINTS Made-Attempts		3-3	4-4	
Gross yards passing		210	385			FIELD GOALS Made-Attempts		0-0	3-4	
PASS ATTEMPTS-COMPLETIONS-HAD INTERCEPTED		44-19-3	36-20-0			SAFETIES		0	0	
Average gain per pass play (inc. # thrown passing)		4.0	10.2			FINAL SCORE		21	37	
KICKOFFS Number-In End Zone-Touchbacks		4-4-4	8-1-1			TIME OF POSSESSION		23:07	36:55	



Denver 24, Pittsburgh 23

Sunday, Jan. 7, 1990 • 2 p.m. MST • Mile High Stadium • Denver

WEATHER: Sunny, 55°, Wind W 6 mph • ATTENDANCE: 75,868 • TIME: 2:57

1989 AFC Divisional Playoff Game

The Denver Broncos advanced to their third AFC Championship Game in four years with a come-from-behind 24-23 victory against the Steelers before 75,868 fans at Mile High Stadium. Although Pittsburgh held the upper hand in total yards (404 to 364) and time of possession (34:14 to 25:46), Denver was able to mount a late fourth-quarter drive and score the winning touchdown with just 2:27 remaining.

The Steelers took the opening kickoff and drove 65 yards in 13 plays, scoring on a 32-yard Gary Anderson field goal. Following a 45-yard run by Merrill Hoge and a 33-yard Bubby Brister-to-Tim Worley pass play, the Steelers were knocking on the door again and scored three plays later on a 7-yard run by Hoge. The score put Pittsburgh ahead 10-0 with 1:38 gone in the second quarter.

The Broncos took their first possession of the second quarter and drove 75 yards in 12 plays to score on a 1-yard plunge by running back Mel Bratton on third-and-goal. The Steelers bounced back, traveling 77 yards in 12 plays to score on a 9-yard pass from Brister to wide receiver Louis Lipps. The Broncos got the ball back on their own 33 with 20 seconds left in the half. Two Elway passes put Denver at the Pittsburgh 26 with two seconds left, setting up David Treadwell's 43-yard field goal that pulled Denver within 17-10 at halftime.

Early in the third quarter, Denver nose tackle Greg Kragen forced a Tim Worley fumble that cornerback Tyrone Braxton recovered for the Broncos on the Steelers' 37-yard line. On first down, Elway found wide receiver Vance Johnson for a touchdown to tie the score at 17. Pittsburgh's next two possessions ended in Anderson field goals, and the Steelers held a 23-17 lead in the early stages of the fourth quarter.

After an exchange of punts, the Broncos took possession on their own 29 with 7:06 left in the game. Elway connected with Jackson for 18 yards and then handed off to running back Bobby Humphrey, who pitched the ball back to Elway, setting up his 36-yard strike to Johnson that gave Denver a first down on the Steelers' 26. Humphrey ran on the next four plays, gaining 24 yards and taking the ball to the 2. On third-and-goal from the 1, Bratton scored again and Treadwell's extra point gave Denver its first lead of the game with 2:27 left in regulation.

Pittsburgh got the ball on its own 20, but on third down Brister's signals were drowned out by the crowd and he mis-handled the snap. Randy Robbins recovered for Denver on the Pittsburgh 18, and the Broncos were able to run out the clock.

OFFICIALS:

Referee — Gene Barth (14); **Umpire** — Dave Hamilton (42); **Line Judge** — Ron Blum (83); **Side Judge** — Gene Austin (34); **Head Linesman** — Ron Phares (10); **Back Judge** — Louis Richard (68); **Field Judge** — Bobby Skelton (73).

DENVER BRONCOS

OFFENSE

WR 82 V. Johnson
LT 60 G. Perry
LG 66 J. Juriga
C 72 K. Kartz
RG 67 D. Widell
RT 76 K. Lanier
TE 89 O. Mobley
WR 80 M. Jackson
QB 7 J. Elway
FB 32 M. Bratton
RB 26 B. Humphrey

DEFENSE

LE 92 A. Carreker
NT 71 G. Kragen
RE 90 R. Holmes
LOLB 56 M. Brooks
LILB 51 M. Munford
RILB 77 K. Mecklenburg
ROLB 73 S. Fletcher
LCB 34 T. Braxton
RCB 24 W. Henderson
SS 49 D. Smith
FS 27 S. Atwater

BRONCOS SUBSTITUTIONS: P 2 M. Horan, QB 8 G. Kubiak, K 9 D. Treadwell, RB 23 S. Winder, S 25 K. Corrington, CB 29 D. Corrington, RB 30 S. Sewell, RB 35 K. Bell, CB 36 M. Haynes, S 48 R. Robbins, G/C 54 K. Bishop, LB 55 R. Dennison, LB 58 S. Curtis, LB 59 T. Lucas, DE/NT 61 A. Townsend, G 65 M. Smith, DE/NT 68 B. Henke, WR 83 M. Young, WR 84 R. Nattiel, TE 87 P. Kelly, TE 88 C. Kay, DE 91 W. Powers, LB 97 B. Klosterman. **INACTIVE:** RB 40 J. Alexander, C 57 M. Ruether.

PITTSBURGH STEELERS

OFFENSE

WR 87 W. Thompson
LT 65 J. Jackson
LG 79 J. Reinstra
C 63 D. Dawson
RG 74 T. Long
RT 62 T. Ilkin
TE 84 M. Mularkey
WR 83 L. Lipps
QB 6 B. Brister
FB 33 M. Hoge
RB 38 T. Worley

DEFENSE

LE 93 K. Willis
NT 98 G. Williams
RE 78 T. Johnson
LOLB 53 B. Hinkle
LILB 50 D. Little
RILB 54 H. Nickerson
ROLB 95 G. Lloyd
LCB 49 D. Woodruff
RCB 26 R. Woodson
SS 37 C. Lake
FS 27 T. Everett

STEELERS SUBSTITUTIONS: K 1 G. Anderson, P 18 H. Newsome, RB 20 D. Stone, CB 22 L. Griffin, RB 23 T. Tyrell, CB 25 D. Arnold, CB 35 D. Hall, RB 40 R. Wilkerson, CB 44 D. Johnson, LB 55 T. Simien, G 60 B. Blakenship, NT 68 L. Freeman, T 71 T. Ricketts, G/T 73 C. Wolfey, WR 80 M. Stock, TE 85 T. O'Shea, LB 90 T. Stowe, LB 91 J. Williams, DE 94 A. Jones, LB 92 J. Olsavsky. **DID NOT PLAY:** QB 11 R. Strom, C 51 C. Lanza, WR 82 D. Hill. **INACTIVE:** QB 14 T. Blackledge, WR 88 J. Johnson.

		1	2	3	4	OT	TOTAL	FIELD GOALS (made () & missed)		
VISITOR	Pittsburgh Steelers	3	14	3	3	—	23	G. Anderson	(32)	(35) (32)
HOME	Denver Broncos	0	10	7	7	—	24	D. Treadwell	(43)	

Team	Qtr	Clock Time	PLAY DESCRIPTION (Extra Point) (Drive Info)	SCORE Visitor	Home
STEELERS	1	7:47	G. Anderson 32 yd. Field Goal (13-65, 7:47)	3	0
STEELERS	2	1:38	M. Hoge 7 yd. run (G. Anderson, kick) (5-93, 2:27)	10	0
BRONCOS	2	8:38	M. Bratton 1 yd. run (D. Treadwell, kick) (12-75, 7:00)	10	7
STEELERS	2	14:34	L. Lipps 9 yd. pass from B. Brister (G. Anderson, kick) (12-77, 5:56)	17	7
BRONCOS	2	15:00	D. Treadwell 43 yd. Field Goal (3-41, 0:26)	17	10
BRONCOS	3	1:58	V. Johnson 37 yd. pass from J. Elway (D. Treadwell, kick) (1-37, 0:07)	17	17
STEELERS	3	7:26	G. Anderson 35 yd. Field Goal (10-62, 5:28)	20	17
STEELERS	4	0:07	G. Anderson 32 yd. Field Goal (10-34, 5:54)	23	17
BRONCOS	4	12:33	M. Bratton 1 yd. run (D. Treadwell, kick) (9-71, 4:39)	23	24

FINAL INDIVIDUAL STATISTICS

Pittsburgh Steelers										Denver Broncos											
RUSHING	ATT	YDS	AVG	LG	TD					RUSHING	ATT	YDS	AVG	LG	TD						
M. Hoge	16	120	7.5	45	1					B. Humphrey	18	85	4.7	17	0						
T. Worley	13	50	3.8	19	0					J. Elway	7	44	6.3	32	0						
B. Brister	2	4	2.0	4	0					S. Sewell	1	6	6.0	6	0						
L. Lipps	1	1	1.0	1	0					M. Bratton	4	3	0.8	1	2						
										S. Winder	1	0	0.0	0	0						
TOTAL	32	175	5.5	45	1					TOTAL	31	138	4.5	32	2						
PASSING	ATT	CMP	YDS	TKD/YD	TD	LG	IN	Rtg.		PASSING	ATT	CMP	YDS	TKD/YD	TD	LG	IN	Rtg.			
B. Brister	29	19	229	0/0	1	33	0	101.1		J. Elway	20	12	239	1/13	1	51	1	97.7			
TOTAL	29	19	229	0/0	1	33	0	101.1		TOTAL	20	12	239	1/13	1	51	1	97.7			
PASS RECEIVING	NO	YDS	AVG	LG	TD					PASS RECEIVING	NO	YDS	AVG	LG	TD						
M. Hoge	8	60	7.5	19	0					M. Jackson	5	111	22.2	51	0						
L. Lipps	3	29	9.7	11	1					V. Johnson	3	85	28.3	37	1						
D. Stone	3	18	9.0	11	0					M. Young	2	22	11.0	12	0						
M. Mularkey	2	36	18.0	25	0					R. Nattiel	1	15	15.0	15	0						
T. Worley	1	33	33.0	33	0					B. Humphrey	1	6	6.0	6	0						
M. Stock	1	30	30.0	30	0																
W. Thompson	1	23	23.0	23	0																
TOTAL	19	229	12.1	33	1					TOTAL	12	239	19.9	51	1						
INTERCEPTIONS	NO	YDS	AVG	LG	TD					INTERCEPTIONS	NO	YDS	AVG	LG	TD						
T. Everett	1	26	26.0	26	0																
TOTAL	1	26	26.0	26	0					TOTAL	0	0	0.0	—	0						
PUNTING	NO	YDS	AVG	NET	TB	IN20	LG			PUNTING	NO	YDS	AVG	NET	TB	IN20	LG				
H. Newsome	2	86	43.0	40.0	0	0	50			M. Horan	3	133	44.3	37.7	1	2	55				
										J. Elway	1	17	17.0	17.0	0	1	17				
TOTAL	2	86	43.0	40.0	0	0	50			TOTAL	4	150	37.5	32.5	1	3	55				
PUNT RETURNS	NO	YDS	AVG	FC	LG	TD				PUNT RETURNS	NO	YDS	AVG	FC	LG	TD					
R. Woodson	0	0	0.0	1	0	0				V. Johnson	1	6	6.0	1	6	0					
(DOWNED)	2	0	0.0	0	—	0															
(TOUCHBACK)	1	0	0.0	0	—	0															
RETURNS	0	0	0.0	1	0	0				RETURNS	1	6	6.0	1	6	0					
KICKOFF RETURNS	NO	YDS	AVG	FC	LG	TD				KICKOFF RETURNS	NO	YDS	AVG	FC	LG	TD					
R. Woodson	2	33	16.5	0	19	0				K. Bell	2	62	31.0	0	31	0					
(TOUCHBACK)	2	0	0.0	0	—	0				D. Carrington	2	51	25.5	0	27	0					
										M. Bratton	1	6	6.0	0	6	0					
										(TOUCHBACK)	1	0	0.0	0	—	0					
RETURNS	2	33	16.5	0	19	0				RETURNS	5	119	23.8	0	31	0					
Pittsburgh Steelers	Own					Opp.					Denver Broncos	Own					Opp.				
FUMBLES	Fum	Lost	Rec.	Yds	TD	FF	Rec.	Yds	TD	Bnds	FUMBLES	Fum	Lost	Rec.	Yds	TD	FF	Rec.	Yds	TD	Bnds
T. Worley	1	1	0	0	0	0	0	0	0	0	T. Braxton	0	0	1	0	0	0	1	5	0	0
B. Brister	1	1	0	-2	0	0	0	0	0	0	V. Johnson	1	0	1	0	0	0	0	0	0	0
											R. Robbins	0	0	0	0	0	0	1	0	0	0
											G. Kragan	0	0	0	0	0	1	0	0	0	0
TOTAL	2	2	0	-2	0	0	0	0	0	0	TOTAL	1	0	1	0	0	1	2	5	0	0

FINAL TEAM STATISTICS

	STEELERS					BRONCOS						STEELERS					BRONCOS				
TOTAL FIRST DOWNS	19					19					PUNTS Number and Average	2-43.0					4-37.5				
By Rushing	7					8					Had Blocked	0					0				
By Passing	12					9					FGs - PATs Had Blocked	0-0					0-0				
By Penalty	0					2					TOTAL RETURN YARDAGE (Not Including Kickoffs)	26					6				
THIRD DOWN EFFICIENCY	9-15-60%					6-10-60%					No. and Yards Punt Returns	0-0					1-6				
FOURTH DOWN EFFICIENCY	0-0-0%					0-0-0%					No. and Yards Kickoff Returns	2-33					5-119				
TOTAL NET YARDS	404					364					No. and Yards Interception Returns	1-26					0-0				
Total Offensive Plays (inc. times thrown passing)	61					52					PENALTIES Number and Yards	8-50					2-19				
Average gain per offensive play	6.6					7.0					FUMBLES Number and Lost	2-2					1-0				
NET YARDS RUSHING	175					138					TOUCHDOWNS	2					3				
Total Rushing Plays	32					31					Rushing	1					2				
Average gain per rushing play	5.5					4.5					Passing	1					1				
NET YARDS PASSING	229					226					Returns	0					0				
Times thrown - yards lost attempting to pass	0-0					1-13					EXTRA POINTS Made-Attempts	2-2					3-3				
Gross yards passing	229					239					FIELD GOALS Made-Attempts	3-3					1-1				
PASS ATTEMPTS-COMPLETIONS-HAD INTERCEPTED	29-19-0					20-12-1					SAFETIES	0					0				
Average gain per pass play (inc. # thrown passing)	7.9					10.8					FINAL SCORE	23					24				
KICKOFFS Number-In End Zone-Touchbacks	6-1-1					4-2-2					TIME OF POSSESSION	34:14					25:46				

BRONCOS DEFENSIVE STATISTICS

(based on unofficial press box statistics)

PLAYER	UT	A	TT	S-YDS	I-Y
--------	----	---	----	-------	-----



Washington 42, Denver 10

Sunday, Jan. 31, 1988 • 3:20 p.m. PST • Jack Murphy Stadium • San Diego

WEATHER: Mostly Cloudy, 61°, Wind SW 5 mph • ATTENDANCE: 73,302 • TIME: 3:40

Super Bowl XXII



The Washington Redskins scored 35 points in the second quarter to power their way to a 42-10 victory against the Denver Broncos in Super Bowl XXII at Jack Murphy Stadium in San Diego in front of 73,302 fans.

Super Bowl MVP Doug Williams of Washington completed 18-of-29 passes for 340 yards with four touchdowns while running back Timmy Smith gained 204 yards on 22 carries, scoring twice, and wide receiver Ricky Sanders caught nine passes for 193 yards (21.4 avg.) with two touchdowns.

The Broncos took an early lead on their first play from scrimmage, a 56-yard pass from John Elway to Ricky Nattiel that occurred with 1:57 gone in the game. Denver's next possession stalled at the Redskins' 7-yard line, but Rich Karlis put the Broncos up 10-0 with a 24-yard field goal.

In the second quarter, however, Denver's dreams of a World Championship were blown apart by the Redskins. On Washington's first play of the quarter, Williams and Sanders connected for an 80-yard touchdown pass to bring the score to 10-7. The Redskins took the lead for good on the fifth play of their next possession when Williams found Gary Clark for a 27-yard touchdown.

Denver got as far as the Washington 26 on its next drive, but Karlis' 43-yard field goal attempt sailed wide left. Two plays later, Smith scored on a 58-yard run to increase the Washington lead to 21-10. The Redskins' next possession ended with a 50-yard Williams-to-Sanders touchdown pass, and minutes later, Williams and Clint Didier combined for an 8-yard touchdown pass to give the Redskins a 35-10 lead at halftime.

The Broncos could move only as far as the Redskins' 48-yard line in the second half, and Washington closed out the scoring late in the game on a 4-yard run by Smith.

The Redskins finished with 602 total yards, including the 340 passing yards from Williams. Their defense limited Denver to 327 total yards while holding Elway to just 14-of-38 passing for 257 yards and intercepting him three times. The Broncos were only able to total 97 rushing yards in the game and were held to 2-of-12 (16.7%) success on third downs.

OFFICIALS:

Referee — Bob McElwee (95); Umpire — Al Conway (27); Line Judge — Jack Fette (39); Side Judge — Don Wedge (28); Head Linesman — Dale Hamer (104); Back Judge — Al Jury (106); Field Judge — Johnny Grier (23).

DENVER BRONCOS

OFFENSE

WR 80 M. Jackson
LT 70 D. Studdard
LG 54 K. Bishop
C 62 M. Freeman
RG 79 S. Humphries
RT 76 K. Lanier
TE 88 C. Kay
QB 7 J. Elway
RB 23 S. Winder
RB 33 G. Lang
WR 84 R. Nattiel

DEFENSE

LE 61 A. Townsend
NT 71 G. Kragen
RE 75 R. Jones
LOLB 73 S. Fletcher
LILB 77 K. Mecklenburg
RILB 98 R. Hunley
ROLB 50 J. Ryan
LCB 36 M. Haynes
RCB 45 S. Wilson
SS 31 D. Smith
FS 22 T. Lilly

BRONCOS SUBSTITUTIONS: P 2 M. Horan, K 3 R. Karlis, QB 8 G. Kubiak, RB 24 T. Boddie, DB 27 K. Clark, CB 28 J. Castille, RB 30 S. Sewell, CB 34 T. Braxton, RB 35 K. Bell, DB 38 B. Plummer, RB 46 B. Micho, S 48 R. Robbins, LB 55 R. Dennison, LB 56 M. Brooks, LB 59 T. Lucas, DE 65 W. Bowyer, C 72 K. Kartz, WR 81 S. Watson, WR 82 V. Johnson, TE 89 O. Mobley, DE 90 F. Gilbert, LB 97 B. Klosterman. **DID NOT PLAY:** C 68 L. Lee.

WASHINGTON REDSKINS

OFFENSE

WR 87 G. Clark
LT 66 J. Jacoby
LG 63 R. McKenzie
C 53 J. Bostic
RG 69 R. C. Theilemann
RT 73 M. May
TE 86 C. Didier
TE 85 D. Warren
QB 17 D. Williams
RB 38 T. Smith
WR 83 R. Sanders

DEFENSE

LE 71 C. Mann
LT 65 D. Butz
RT 77 D. Grant
RE 72 D. Manley
LLB 55 M. Kaufman
MLB 52 N. Oikewicz
RLB 51 M. Coleman
LCB 28 D. Green
RCB 23 T. Bowles
SS 45 B. Bulburn
FS 40 A. Walton

REDSKINS SUBSTITUTIONS: K 6 A. Haji-Sheikh, QB 10 J. Schroeder, P 12 S. Cox, RB 24 K. Bryant, RB 29 R. Branch, S 31 C. Vaughn, CB 32 V. Dean, CB 34 B. Davis, RB 35 K. Griffin, RB 38 G. Rogers, CB 46 D. Woodberry, LB 50 R. Caldwell, LB 54 K. Gouveia, LB 57 R. Milot, G 61 R. Kehr, DE 64 S. Hamilton, G 68 R. Grimm, DE 74 M. Koch, DT 78 D. Hamel, WR 80 E. Yarbber, WR 81 A. Monk, TE 82 A. Jones, TE 87 T. Orr.

		1	2	3	4	OT	TOTAL	FIELD GOALS (made () & missed)	
VISITOR	Washington Redskins	0	35	0	7	—	42	A. Haji-Sheikh	46HU
HOME	Denver Broncos	10	0	0	0	—	10	R. Karlis	(24) 43WL

Team	Qtr	Clock Time	PLAY DESCRIPTION (Extra Point) (Drive Info)	SCORE	
				Visitor	Home
BRONCOS	1	1:57	R. Nattiel 56 yd. pass from J. Elway (R. Karlis, kick) (1-56, 0:08)	0	7
BRONCOS	1	5:51	R. Karlis 24 yd. Field Goal (7-61, 2:05)	0	10
REDSKINS	2	0:53	R. Sanders 80 yd. pass from D. Williams (A. Haji-Sheikh, kick) (1-80, 0:10)	7	10
REDSKINS	2	4:45	G. Clark 27 yd. pass from D. Williams (A. Haji-Sheikh, kick) (5-64, 2:44)	14	10
REDSKINS	2	8:33	T. Smith 58 yd. run (A. Haji-Sheikh, kick) (2-74, 0:51)	21	10
REDSKINS	2	11:18	R. Sanders 50 yd. pass from D. Williams (A. Haji-Sheikh, kick) (3-60, 0:52)	28	10
REDSKINS	2	13:56	C. Didier 8 yd. pass from D. Williams (A. Haji-Sheikh, kick) (7-79, 1:10)	35	10
REDSKINS	4	1:51	T. Smith 4 yd. run (A. Haji-Sheikh, kick) (4-68, 2:03)	42	10

FINAL INDIVIDUAL STATISTICS

Washington Redskins													Denver Broncos															
RUSHING	ATT	YDS	AVG	LG	TD	RUSHING	ATT	YDS	AVG	LG	TD	RUSHING	ATT	YDS	AVG	LG	TD											
T. Smith	22	204	9.3	58	2	G. Lang	5	38	7.6	13	0	J. Elway	3	32	10.7	21	0											
K. Bryant	8	38	4.8	15	0	J. Elway	3	32	10.7	21	0	S. Winder	8	30	3.8	13	0											
G. Clark	1	25	25.0	25	0	S. Winder	8	30	3.8	13	0	S. Sewell	1	-3	-3.0	0	0											
G. Rogers	5	17	3.4	5	0	S. Sewell	1	-3	-3.0	0	0																	
K. Griffin	1	2	2.0	2	0																							
D. Williams	2	-2	-1.0	0	0																							
R. Sanders	1	-4	-4.0	-4	0																							
TOTAL	40	280	7.0	58	2	TOTAL	17	97	5.7	21	0																	
PASSING	ATT	CMP	YDS	TD	LG	IN	Rtg.	PASSING	ATT	CMP	YDS	TD	LG	IN	Rtg.	PASSING	ATT	CMP	YDS	TD	LG	IN	Rtg.					
D. Williams	29	18	340	1/10	4	80	127.9	J. Elway	38	14	257	5/50	1	56	3	36.8	J. Elway	38	14	257	5/50	1	56	3	36.8			
J. Schroeder	1	0	0	1/8	0	0	39.6	S. Sewell	1	1	23	0/0	0	23	0	118.8	S. Sewell	1	1	23	0/0	0	23	0	118.8			
TOTAL	30	18	340	2/18	4	80	125.0	TOTAL	39	15	280	5/50	1	56	3	40.5	TOTAL	39	15	280	5/50	1	56	3	40.5			
PASS RECEIVING	NO	YDS	AVG	LG	TD	PASS RECEIVING	NO	YDS	AVG	LG	TD	PASS RECEIVING	NO	YDS	AVG	LG	TD											
R. Sanders	9	193	21.4	80	2	M. Jackson	4	76	19.0	32	0	M. Jackson	4	76	19.0	32	0											
G. Clark	3	55	18.3	27	1	S. Sewell	4	41	10.3	18	0	S. Sewell	4	41	10.3	18	0											
D. Warren	2	15	7.5	9	0	R. Nattiel	2	69	34.5	56	1	R. Nattiel	2	69	34.5	56	1											
A. Monk	1	40	40.0	40	0	C. Kay	2	38	19.0	27	0	C. Kay	2	38	19.0	27	0											
K. Bryant	1	20	20.0	20	0	S. Winder	1	26	26.0	26	0	S. Winder	1	26	26.0	26	0											
T. Smith	1	9	9.0	9	0	J. Elway	1	23	23.0	23	0	J. Elway	1	23	23.0	23	0											
C. Didier	1	8	8.0	8	1	G. Lang	1	7	7.0	7	0	G. Lang	1	7	7.0	7	0											
TOTAL	18	340	18.9	80	4	TOTAL	15	280	18.7	56	1	TOTAL	15	280	18.7	56	1											
INTERCEPTIONS	NO	YDS	AVG	LG	TD	INTERCEPTIONS	NO	YDS	AVG	LG	TD	INTERCEPTIONS	NO	YDS	AVG	LG	TD											
B. Wilburn	2	11	5.5	11	0	J. Castille	1	0	0.0	0	0	J. Castille	1	0	0.0	0	0											
B. Davis	1	0	0.0	0	0																							
TOTAL	3	11	3.7	11	0	TOTAL	1	0	0.0	0	0	TOTAL	1	0	0.0	0	0											
PUNTING	NO	YDS	AVG	NET	TB	IN20	LG	PUNTING	NO	YDS	AVG	NET	TB	IN20	LG	PUNTING	NO	YDS	AVG	NET	TB	IN20	LG					
S. Cox	4	150	37.5	33.0	0	0	42	M. Horan	7	253	36.1	33.3	1	1	43	S. Cox	4	150	37.5	33.0	0	0	42					
TOTAL	4	150	37.5	33.0	0	0	42	TOTAL	7	253	36.1	33.3	1	1	43	TOTAL	4	150	37.5	33.0	0	0	42					
PUNT RETURNS	NO	YDS	AVG	FC	LG	TD	PUNT RETURNS	NO	YDS	AVG	FC	LG	TD	PUNT RETURNS	NO	YDS	AVG	FC	LG	TD								
D. Green	1	0	0.0	1	0	0	K. Clark	2	18	9.0	0	9	0	K. Clark	2	18	9.0	0	9	0								
D. Yarber	0	0	0.0	1	—	0	(DOWNED)	2	0	0.0	0	—	0	(DOWNED)	2	0	0.0	0	—	0								
(DOWNED)	4	0	0.0	0	—	0																						
RETURNS	1	0	0.0	2	0	0	RETURNS	2	18	9.0	0	9	0	RETURNS	2	18	9.0	0	9	0								
KICKOFF RETURNS	NO	YDS	AVG	FC	LG	TD	KICKOFF RETURNS	NO	YDS	AVG	FC	LG	TD	KICKOFF RETURNS	NO	YDS	AVG	FC	LG	TD								
R. Sanders	3	46	15.3	0	16	0	K. Bell	5	88	17.6	0	21	0	K. Bell	5	88	17.6	0	21	0								
RETURNS	3	46	15.3	0	16	0	RETURNS	5	88	17.6	0	21	0	RETURNS	5	88	17.6	0	21	0								
Washington Redskins	Own	Opp.	Out	Denver Broncos	Own	Opp.	Out	Washington Redskins	Own	Opp.	Out	Denver Broncos	Own	Opp.	Out	Washington Redskins	Own	Opp.	Out	Denver Broncos	Own	Opp.	Out					
FUMBLES	Fum	Lost	Rec.	Yds	TD	FF	Rec.	Yds	TD	Bnds	FUMBLES	Fum	Lost	Rec.	Yds	TD	FF	Rec.	Yds	TD	Bnds	FUMBLES	Fum	Lost	Rec.	Yds	TD	Bnds
R. Caldwell	0	0	1	0	0	0	0	0	0	0	R. Caldwell	0	0	1	0	0	0	0	0	0	0	R. Caldwell	0	0	1	0	0	0
R. Sanders	1	0	0	0	0	0	0	0	0	0	R. Sanders	1	0	0	0	0	0	0	0	0	0	R. Sanders	1	0	0	0	0	0
TOTAL	1	0	1	0	0	0	0	0	0	0	TOTAL	0	0	0	0	0	1	0	0	0	0	TOTAL	0	0	0	0	0	0

FINAL TEAM STATISTICS

	REDSKINS		BRONCOS			REDSKINS		BRONCOS	
TOTAL FIRST DOWNS	25	18	PUNTS Number and Average			4-37.5	7-36.1		
By Rushing	13	6	Had Blocked			0	0		
By Passing	11	10	FGs – PATs Had Blocked			0-0	0-0		
By Penalty	1	2	TOTAL RETURN YARDAGE (Not Including Kickoffs)			11	18		
THIRD DOWN EFFICIENCY	9-15-60%	2-12-17%	No. and Yards Punt Returns			1-0	2-18		
FOURTH DOWN EFFICIENCY	0-0-0%	0-0-0%	No. and Yards Kickoff Returns			3-46	5-88		
TOTAL NET YARDS	602	327	No. and Yards Interception Returns			3-11	1-0		
Total Offensive Plays (inc. times thrown passing)	72	61	PENALTIES Number and Yards			6-65	5-26		
Average gain per offensive play	8.4	5.4	FUMBLES Number and Lost			1-0	0-0		
NET YARDS RUSHING	280	97	TOUCHDOWNS			6	1		
Total Rushing Plays	40	17	Rushing			2	0		
Average gain per rushing play	7.0	5.7	Returns			4	1		
NET YARDS PASSING	322	230	EXTRA POINTS Made-Attempts			6-6	1-1		
Times thrown – yards lost attempting to pass	2-18	5-50	FIELD GOALS Made-Attempts			0-1	1-2		
Gross yards passing	340	280	SAFETIES			0	0		
PASS ATTEMPTS-COMPLETIONS-HAD INTERCEPTED	30-18-1	39-15-3	FINAL SCORE			42	10		
Average gain per pass play (inc. # thrown passing)	10.1	5.2	TIME OF POSSESSION			35:15	24:45		

BRONCOS DEFENSIVE STATISTICS

(based on unofficial press box statistics)																	
PLAYER	UT	A	TT	S-YDS	I-YDS	PD	FF	FR	PLAYER	UT	A	TT	S-YDS	I-YDS	PD	FF	FR
D. Smith	7	2	9	0-0	0-0	0	0	0	J. Ryan	3	0	3	0-0	0-0	0	0	0
K. Mecklenburg	7	0	7	1-8	0-0	0	0	0	A. Townsend	3	0	3	0-0	0-0	1	0	0
S. Fletcher	6	0	6	0-0	0-0	0	0	0	G. Kragen	2	0	2	0-0	0-0	0	0	0
F. Gilbert	4	1	5	0-0	0-0	0	0	0	J. Castille	1	0	1	0-0	1-0	0	0	0
R. Jones	4	0	4	1-10	0-0	0	0	0	R. Dennison	1	0	1	0-0	0-0	0	0	0
T. Lilly	4	0	4	0-0	0-0	0	0	0	R. Hunley	1	0	1	0-0	0-0	0	0	0
S. Wilson	4	0	4	0-0	0-0	0	0	0	R. Robbins	1	0	1	0-0	0-0	1	0	0
M. Haynes	3	0	3	0-0	0-0	0	0	0	B. Klosterman	0	0	0	0-0	0-0	0	1	0
TEAM TOTALS									45	9	54	2-18	1-0	2	1	0	



Denver 38, Cleveland 33

Sunday, Jan. 17, 1988 • 2 p.m. MST • Mile High Stadium • Denver

WEATHER: Mostly Sunny, 44°, Wind NE 8 mph • ATTENDANCE: 75,993 • TIME: 3:37

1987 AFC Championship Game

The Broncos' Jeremiah Castille recovered a Cleveland fumble on Denver's 3-yard line with just over a minute left in the game, helping the club to a 38-33 victory against the Browns in the AFC Championship Game in front of 75,993 fans at Mile High Stadium.

An interception by defensive end Freddie Gilbert set up the Broncos' first score of the afternoon. Quarterback John Elway found wide receiver Ricky Nattiel for an 8-yard touchdown at 3:38 of the first quarter that put Denver ahead 7-0.

After Gene Lang took off on a 42-yard run, which set a franchise record for the longest postseason rush, Denver faced third-and-goal from the Cleveland 3 late in the first quarter. Elway threw incomplete into the end zone, but the Browns were penalized for holding, giving the Broncos new life at the 1-yard line. Running back Steve Sewell scored on first down to give Denver a 14-0 lead 11:06 into the first quarter.

The Browns scored their first points of the game on a 24-yard Matt Bahr field goal at 1:41 of the second quarter. Denver answered at 6:59 of the quarter with a 1-yard Lang touchdown run that upped its lead to 21-3.

After Elway was intercepted by Felix Wright four plays into the second half, Cleveland needed just three plays to go 35 yards and score on an 18-yard pass from Bernie Kosar to Reggie Langhorne. The Broncos answered when Elway scrambled right and threw to Mark Jackson, who caught the ball at the Broncos' 25, evaded two tacklers and sprinted for an 80-yard touchdown that gave the Broncos a 28-10 lead at 5:03 of the third quarter.

The Browns pulled within 28-17 when Kosar found Earnest Byner for a 32-yard touchdown at 8:10 of the third quarter.

Cleveland narrowed the Broncos' lead to 28-24 on a Byner 4-yard touchdown run at 11:15 of the third quarter. Just before the end of the third period, Rich Karlis capped off a Denver possession with a 38-yard field goal.

The Browns tied the score at 31 on a 4-yard touchdown pass from Kosar to Webster Slaughter at 4:12 of the final period. Denver went ahead 38-31 with just over four minutes left to play on a 20-yard Elway-to-Sammy Winder touchdown pass.

Kosar and the Browns advanced to the Denver 8-yard line with 1:12 remaining when Byner had the ball stripped by Castille, who recovered the fumble at the 3-yard line. Denver took a late safety before time ran out on the Browns.

OFFICIALS:

Referee — Jim Tunney (32); **Umpire** — Ben Montgomery (117); **Line Judge** — Ron Blum (83); **Side Judge** — Bill Quinby (58); **Head Linesman** — Sid Semon (109); **Back Judge** — Roy Clymer (24); **Field Judge** — Dick Dolack (31).

DENVER BRONCOS

OFFENSE

WR 84 R. Nattiel
LT 70 D. Studdard
LG 54 K. Bishop
C 62 M. Freeman
RG 79 S. Humphries
RT 76 K. Lanier
TE 88 C. Kay
WR 80 M. Jackson
QB 7 J. Elway
HB 23 S. Winder
FB 33 G. Lang

DEFENSE

LE 61 A. Townsend
NT 71 G. Kragen
RE 75 R. Jones
LOLB 73 S. Fletcher
LILB 77 K. Mecklenburg
RILB 98 R. Hunley
ROLB 50 J. Ryan
LCB 36 M. Haynes
FS 22 T. Lilly
SS 49 D. Smith
RCB 45 S. Wilson

BRONCOS SUBSTITUTIONS: P 2 M. Horan, K 3 R. Karlis, QB 8 G. Kubiak, RB 24 T. Boddie, DB 27 K. Clark, CB 28 J. Castille, RB 30 S. Sewell, CB 34 T. Braxton, RB 35 K. Bell, DB 38 B. Plummer, RB 46 B. Micho, S 48 R. Robbins, LB 55 R. Dennison, LB 56 M. Brooks, LB 59 T. Lucas, DE 65 W. Bowyer, C 72 K. Kartz, WR 81 S. Watson, TE 89 O. Mobley, DE 90 F. Gilbert, 95 DE S. Bryan, LB 97 B. Klosterman. **DID NOT PLAY:** C 68 L. Lee.

CLEVELAND BROWNS

OFFENSE

WR 88 R. Langhorne
LT 74 P. Farren
LG 73 G. Rakoczy
C 61 M. Baab
RG 69 D. Fike
RT 63 C. Risien
TE 82 O. Newsome
WR 84 W. Slaughter
QB 19 B. Kosar
RB 81 D. Tennell
FB 34 K. Mack

DEFENSE

LE 91 S. Clancy
NT 72 D. Puzzouli
RE 78 C. Hairston
LOLB 50 L. Sanford
LILB 51 E. Johnson
RILB 59 M. Johnson
ROLB 57 C. Matthews
LCB 31 F. Minnifield
SS 29 H. Dixon
RCB 24 R. Ellis
FS 22 F. Wright

BROWNS SUBSTITUTIONS: K 9 M. Bahr, QB 10 M. Pagel, P 11 L. Johnson, CB 23 M. Harper, RB 28 H. Fontenot, DB 36 S. Braggs, S 37 C. Rockins, FB 42 T. Manoa, RB 44 E. Byner, CB 48 D. Hoggard, LB 52 N. Miller, LB 53 A. Griggs, LB 56 D. Grayson, DE 60 A. Baker, C 64 F. Winters, OL 65 D. Haley, G 70 L. Williams, WR 85 C. Weathers, WR 86 B. Brennan, WR 89 G. McNeil, DE 96 R. Camp, DE 99 D. Sims. **DID NOT PLAY:** 18 G. Danielson.

		1	2	3	4	OT	TOTAL	FIELD GOALS (made () & missed)		
VISITOR	Cleveland Browns	0	3	21	9	—	33	M. Bahr	(24)	45WR
HOME	Denver Broncos	14	7	10	7	—	38	R. Karlis	50WL	(38)

Team	Qtr	Clock Time	PLAY DESCRIPTION (Extra Point) (Drive Info)	SCORE Visitor	Home
BRONCOS	1	3:38	R. Nattiel 8 yd. pass from J. Elway (R. Karlis, kick) (4-18, 2:05)	0	7
BRONCOS	1	11:06	S. Sewell 1 yd. run (R. Karlis, kick) (8-60, 3:47)	0	14
BROWNS	2	1:41	M. Bahr 24 yd. Field Goal (13-64, 5:35)	3	14
BRONCOS	2	6:59	G. Lang 1 yd. run (R. Karlis, kick) (11-80, 5:18)	3	21
BROWNS	3	3:44	R. Langhorne 18 yd. pass from B. Kosar (M. Bahr, kick) (3-35, 1:30)	10	21
BRONCOS	3	5:03	M. Jackson 80 yd. pass from J. Elway (R. Karlis, kick) (3-80, 1:19)	10	28
BROWNS	3	8:10	E. Byner 32 yd. pass from B. Kosar (M. Bahr, kick) (5-80, 3:07)	17	28
BROWNS	3	11:15	E. Byner 4 yd. run (M. Bahr, kick) (4-42, 1:58)	24	28
BRONCOS	3	14:50	R. Karlis 38 yd. Field Goal (9-59, 3:35)	24	31
BROWNS	4	4:12	W. Slaughter 4 yd. pass from B. Kosar (M. Bahr, kick) (9-86, 4:22)	31	31
BRONCOS	4	10:59	S. Winder 20 yd. pass from J. Elway (R. Karlis, kick) (5-75, 1:13)	31	38
BROWNS	4	14:52	Safety—M. Horan runs out of end zone (Minnifield)	33	38

FINAL INDIVIDUAL STATISTICS

Cleveland Browns										Denver Broncos												
RUSHING E. Byner K. Mack	ATT	YDS	AVG	LG	TD					RUSHING S. Winder G. Lang J. Elway T. Boddie S. Sewell M. Horan TOTAL	ATT	YDS	AVG	LG	TD							
	15	67	4.5	16	1						20	72	3.6	10	0							
	12	61	5.1	14	0						5	51	10.2	42	1							
									11		36	3.3	11	0								
									1		8	8.0	8	0								
												1	1	1.0	1	1						
												1	-12	-12.0	-12	0						
												39	156	4.0	42	2						
TOTAL										TOTAL												
PASSING	ATT	CMP	YDS	TKD/ YD	TD	LG	IN	Rtg.		PASSING	ATT	CMP	YDS	TKD/ YD	TD	LG	IN	Rtg.				
B. Kosar	41	26	356	2/20	3	53	1	105.3		J. Elway	26	14	281	2/25	3	80	1	114.4				
TOTAL	41	26	356	2/20	3	53	1	105.3		TOTAL	26	14	281	2/25	3	80	1	114.4				
PASS RECEIVING										PASS RECEIVING												
E. Byner	NO		YDS	AVG	LG	TD				R. Nattiel	NO		YDS	AVG	LG	TD						
W. Slaughter	7		120	17.1	53	1				5	95		19.0	26	1							
B. Brennan	4		53	13.3	24	1				4	134		33.5	80	1							
K. Mack	4		48	12.0	19	0				3	34		11.3	20	1							
O. Newsome	4		28	7.0	9	0				1	10		10.0	10	0							
R. Langhorne	3		35	11.7	25	0				1	8		8.0	8	0							
C. Weathers	2		48	24.0	30	1																
D. Tennell	1		19	19.0	19	0																
TOTAL	1		5	5.0	5	0																
		26	356	13.7	53	3				TOTAL		14	281	20.1	80	3						
INTERCEPTIONS										INTERCEPTIONS												
F. Wright	NO		YDS	AVG	LG	TD				F. Gilbert	NO		YDS	AVG	LG	TD						
TOTAL	1		13	13.0	13	0				TOTAL	1		0	0.0	0	0						
TOTAL										TOTAL												
PUNTING	NO	YDS	AVG	NET	TB	IN20	LG			PUNTING	NO	YDS	AVG	NET	TB	IN20	LG					
L. Johnson	2	96	48.0	41.5	0	0	59			M. Horan	2	83	41.5	29.5	0	0	44					
										J. Elway	1	18	18.0	18.0	0	0	18					
		2	96	48.0	41.5	0	0	59			TOTAL	3	101	33.7	25.7	0	0	44				
TOTAL										TOTAL												
PUNT RETURNS	NO	YDS	AVG	FC	LG	TD				PUNT RETURNS	NO	YDS	AVG	FC	LG	TD						
G. McNeil	2	24	12.0	0	17	0				K. Clark	2	13	6.5	0	10	0						
(DOWNED)	1	0	0.0	0	—	0																
RETURNS	2	24	12.0	0	17	0				RETURNS	2	13	6.5	0	10	0						
KICKOFF RETURNS										KICKOFF RETURNS												
G. McNeil	NO		YDS	AVG	FC	LG	TD				K. Bell	NO		YDS	AVG	FC	LG	TD				
RETURNS	5		94	18.8	0	28	0				RETURNS	3		43	14.3	0	23	0				
		5	94	18.8	0	28	0						3	43	14.3	0	23	0				
Cleveland Browns										Denver Broncos												
FUMBLES	Fum	Lost	Rec.	Yds	TD	FF	Rec.	Yds	TD	Bnds	FUMBLES	Fum	Lost	Rec.	Yds	TD	FF	Rec.	Yds	TD	Bnds	
K. Mack	1	1	0	0	0	0	0	0	0	0	S. Wilson	0	0	0	0	0	1	0	0	0	0	
B. Brennan	1	1	0	0	0	0	0	0	0	0	J. Elway	1	1	0	-2	0	0	0	0	0	0	
E. Byner	1	1	0	0	0	0	0	0	0	0	R. Robbins	0	0	0	0	0	1	0	0	0	0	
												K. Bell	1	0	0	0	0	0	0	0	0	1
												J. Castille	0	0	0	0	0	1	1	0	0	0
												T. Lilly	0	0	0	0	0	1	0	0	0	0
												TOTAL	2	1	0	-2	0	2	3	0	0	1
TOTAL										TOTAL												

FINAL TEAM STATISTICS

BROWNS										BRONCOS									
TOTAL FIRST DOWNS					25		24			PUNTS Number and Average					2-48.0		3-33.7		
By Rushing					8		10			Had Blocked					0		0		
By Passing					15		11			FGs – PATs Had Blocked					0-0		0-0		
By Penalty					2		3			TOTAL RETURN YARDAGE (Not Including Kickoffs)					37		13-0		
THIRD DOWN EFFICIENCY					8-14-57%		7-14-50%			No. and Yards Punt Returns					2-24		2-13		
FOURTH DOWN EFFICIENCY					1-1-100%		0-1-0%			No. and Yards Kickoff Returns					5-94		3-43		
TOTAL NET YARDS					464		412			No. and Yards Interception Returns					1-13		1-0		
Total Offensive Plays (inc. times thrown passing)					70		67			PENALTIES Number and Yards					7-59		7-44		
Average gain per offensive play					6.6		6.1			FUMBLES Number and Lost					3-3		2-1		
NET YARDS RUSHING					128		156			TOUCHDOWNS					4		5-1		
Total Rushing Plays					27		39			Rushing					1		2		
Average gain per rushing play					4.7		4.0			Passing					3		3		
NET YARDS PASSING					336		256			EXTRA POINTS Made-Attempts					4-4		5-5		
Times thrown – yards lost attempting to pass					2-20		2-25			FIELD GOALS Made-Attempts					1-2		1-2		
Gross yards passing					356		281			SAFETIES					0		1		
PASS ATTEMPTS-COMPLETIONS-HAD INTERCEPTED					41-26-1		26-14-1			FINAL SCORE					33		38		
Average gain per pass play (inc. # thrown passing)					7.8		9.1			TIME OF POSSESSION					31:37		28:23		

BRONCOS DEFENSIVE STATISTICS

(based on unofficial press box statistics)																		
PLAYER	UT	A	TT	S-YDS	I-YDS	PD	FF	FR	PLAYER	UT	A	TT	S-YDS	I-YDS	PD	FF	FR	
T. Lilly	10	1	11	0-0	0-0	1	1	0	T. Boddie	3	0	3	0-0	0-0	0	0	0	
J. Ryan	4	4	8	0-0	0-0	0	0	0	R. Dennison	3	0	3	0-0	0-0	0	0	0	
R. Hunley	5	1	6	0-0	0-0	0	0	0	J. Castille	2	0	2	0-0	0-0	0	1	1	
S. Fletcher	5	0	5	1-9	0-0	1	0	0	R. Robbins	2	0	2	0-0	0-0	0	0	1	
A. Townsend	3	2	5	0-0	0-0	1	0	0	R. Jones	2	0	2	1-1	0-0	0	0	0	
M. Haynes	4	0	4	0-0	0-0	2	0	0	F. Gilbert	1	0	1	0-0	1-0	0	0	0	
K. Mecklenburg	3	1	4	0-0	0-0	0	0	0	S. Wilson	1	0	1	0-0	0-0	0	0	1	
TEAM TOTALS										54	11	65	2-20	1-0	6	2	3	



Denver 34, Houston 10

Sunday, Jan. 10, 1988 • 2 p.m. MST • Mile High Stadium • Denver

WEATHER: Mostly Sunny, 45°, Wind E 6 mph • ATTENDANCE: 75,968 • TIME: 3:07

1987 AFC Divisional Playoff Game

The Denver Broncos advanced to the AFC Championship Game after beating the Houston Oilers 34-10 in front of 75,968 fans at Mile High Stadium. Denver's 24-point win was the largest margin of victory ever for the club in postseason play.

The Broncos were led on defense by Mark Haynes and Karl Mecklenburg, who both picked up key interceptions. Offensively, the club was led by quarterback John Elway (14-of-25 for 259 yards with two touchdowns) and wide receivers Vance Johnson (4 catches for 105 yards) and Clarence Kay (3 catches for 57 yards with two touchdowns).

Punter Mike Horan put the Oilers in a hole after the Broncos' first drive stalled, sending a punt to the Houston 5-yard line, where two plays later, a lateral pass from Warren Moon to Mike Rozier was fumbled. Steve Wilson recovered for Denver on the 1-yard line, and two plays later running back Gene Lang scored to give the Broncos an early 7-0 lead.

Houston's next drive reached the Broncos' 20-yard line before Mecklenburg intercepted a pass and returned it to the Denver 28. Elway hit Kay for 29 yards to move into Houston territory, and five plays later the same connection was made for a 27-yard touchdown pass that gave the Broncos a 14-0 lead.

Both teams added field goals on their first drive of the second quarter to make the score 17-3 in Denver's favor.

After the Houston field goal, Elway threw a 55-yard pass to Johnson, moving the ball to the Oilers' 11. Five plays later, Elway found Kay again for a touchdown on a 1-yard pass to increase the lead to 24-3 with less than two minutes left in the half.

Denver's first possession of the third quarter resulted in a Rich Karlis field goal that gave the club a 27-3 lead. Houston then took 10 plays to reach the Denver 7, but Haynes picked off a Moon pass in the end zone and returned it 57 yards to halt the scoring threat.

Houston's next drive reached the Broncos' 11, but a pass on fourth down fell incomplete. The Oilers got the ball back three plays later when Patrick Allen intercepted an Elway pass, and that led to a 19-yard touchdown pass from Moon to Ernest Givins, cutting Denver's lead to 27-10 at 6:38 of the final period.

The Broncos' Kevin Clark recovered the onside kick that followed, and Denver moved 52 yards on seven plays to score the final points of the game on a 3-yard run by Elway.

OFFICIALS:

Referee — Jerry Markbreit (9); **Umpire** — Ed Fiffick (57); **Line Judge** — Ray Dodez (74); **Side Judge** — Larry Nemmers (20); **Head Linesman** — Ed Marion (26); **Back Judge** — Al Jury (106); **Field Judge** — Ron Spittler (119).

DENVER BRONCOS

OFFENSE

WR 82 V. Johnson
LT 70 D. Studdard
LG 54 K. Bishop
C 62 M. Freeman
RG 79 S. Humphries
RT 76 K. Lanier
TE 88 C. Kay
WR 80 M. Jackson
QB 7 J. Elway
RB 30 S. Sewell
FB 89 O. Mobley

DEFENSE

LE 61 A. Townsend
NT 71 G. Kragen
RE 75 R. Jones
LOLB 73 S. Fletcher
LILB 77 K. Mecklenburg
RILB 98 R. Hunley
ROLB 50 J. Ryan
LCB 36 M. Haynes
FS 22 T. Liles
SS 31 M. Harden
RCB 45 S. Wilson

BRONCOS SUBSTITUTIONS: P 2 M. Horan, K 3 R. Karlis, QB 8 G. Kubiak, RB 23 S. Winder, RB 24 T. Boddie, DB 27 K. Clark, CB 28 J. Castille, RB 33 G. Lang, CB 34 T. Braxton, RB 35 K. Bell, DB 38 B. Plummer, RB 46 B. Micho, LB 55 R. Dennison, LB 56 M. Brooks, LB 59 T. Lucas, DE 65 W. Bowyer, C 68 L. Lee, C 72 K. Kartz, WR 81 S. Watson, WR 84 R. Nattiel, TE 86 M. Andrews, DE 90 F. Gilbert, LB 97 B. Klosterman.

HOUSTON OILERS

OFFENSE

WR 85 D. Hill
LT 77 B. Davis
LG 63 M. Munchak
C 52 J. Pennison
RG 74 B. Matthews
RT 70 D. Steinkuhler
TE 87 J. Williams
WR 81 E. Givins
QB 1 W. Moon
RB 30 M. Rozier
FB 32 A. Highsmith

DEFENSE

LE 79 R. Childress
NT 99 D. Smith
RE 71 R. Byrd
LLB 93 R. Lyles
LILB 59 J. Grimsley
RILB 54 A. Smith
RLB 91 J. Meads
LCB 24 S. Brown
RCB 29 P. Allen
SS 25 K. Bostic
FS 31 J. Donaldson

OILERS SUBSTITUTIONS: K 7 T. Zendejas, P 8 J. Gossett, RB 20 A. Pinkett, S 21 B. Eason, S 22 K. Johnson, S 36 C. Birdsong, FB 35 R. Wallace, S 38 D. Bryant, 45 I. Valentine, C 50 B. Kidd, LB 51 E. Fairs, LB 53 E. Seale, LB 57 W. Johnson, G 72 K. Hill, DE 75 J. Baker, WR 80 C. Duncan, WR 82 W. Drewery, WR 84 H. Jeffries, TE 89 J. Parks, DT 94 C. Martin, DE 95 W. Fuller. **DID NOT PLAY:** QB 10 B. Pease, G/T 69 D. Williams.

		1	2	3	4	OT	TOTAL	FIELD GOALS (made () & missed)	
VISITOR	Houston Oilers	0	3	0	7	—	10	T. Zendejas	(46)
HOME	Denver Broncos	14	10	3	7	—	34	R. Karlis	(43) (23)

Team	Qtr	Clock Time	PLAY DESCRIPTION (Extra Point) (Drive Info)	SCORE Visitor	Home
BRONCOS	1	6:19	G. Lang 1 yd. run (R. Karlis, kick) (2-1, 0:39)	0	7
BRONCOS	1	13:34	C. Kay 27 yd. pass from J. Elway (R. Karlis, kick) (6-72, 2:55)	0	14
BRONCOS	2	3:20	R. Karlis 43 yd. Field Goal (7-14, 3:09)	0	17
OILERS	2	9:03	T. Zendejas 46 yd. Field Goal (12-54, 5:43)	3	17
BRONCOS	2	13:08	C. Kay 1 yd. pass from J. Elway (R. Karlis, kick) (9-80, 4:05)	3	24
BRONCOS	3	2:29	R. Karlis 23 yd. Field Goal (5-51, 1:25)	3	27
OILERS	4	6:38	E. Givins 19 yd. pass from W. Moon (T. Zendejas, kick) (3-48, 1:14)	10	27
BRONCOS	4	10:33	J. Elway 3 yd. run (R. Karlis, kick) (7-52, 3:55)	10	34

FINAL INDIVIDUAL STATISTICS

Houston Oilers										Denver Broncos											
RUSHING	ATT	YDS	AVG	LG	TD	RUSHING	ATT	YDS	AVG	LG	TD										
M. Rozier	9	25	3.1	8	0	S. Winder	13	46	3.5	8	0										
A. Pinkett	6	20	3.3	8	0	S. Sewell	5	9	1.8	5	0										
W. Moon	5	15	3.0	7	0	J. Elway	4	8	2.0	4	1										
A. Highsmith	5	13	2.6	11	0	K. Bell	2	7	3.5	5	0										
E. Givins	1	0	0.0	0	0	G. Kubiak	2	-3	-1.5	-1	0										
						G. Lang	3	-6	-2.0	1	1										
TOTAL	26	73	2.8	11	0	TOTAL	29	61	2.1	8	2										
TKD/										TKD/											
PASSING	ATT	CMP	YDS	YD	TD	LG	IN	Rtg.	PASSING	ATT	CMP	YDS	YD	TD	LG	IN	Rtg.				
W. Moon	43	24	264	0/0	1	24	2	62.5	J. Elway	25	14	259	1/4	2	55	1	101.9				
TOTAL	43	24	264	0/0	1	24	2	62.5	TOTAL	25	14	259	1/4	2	55	1	101.9				
PASS RECEIVING	NO	YDS	AVG	LG	TD	PASS RECEIVING	NO	YDS	AVG	LG	TD										
E. Givins	6	84	14.0	19	1	V. Johnson	4	105	26.3	55	0										
D. Hill	5	93	18.6	24	0	C. Kay	3	57	19.0	29	2										
C. Duncan	4	32	8.0	13	0	S. Sewell	3	41	13.7	25	0										
A. Highsmith	4	20	5.0	16	0	G. Lang	1	25	25.0	25	0										
W. Drewrey	2	17	8.5	9	0	T. Boddie	1	15	15.0	15	0										
J. Williams	1	7	7.0	7	0	O. Mobley	1	9	9.0	9	0										
M. Rozier	1	6	6.0	6	0	R. Nattiel	1	7	7.0	7	0										
A. Pinkett	1	5	5.0	5	0																
TOTAL	24	264	11.0	24	1	TOTAL	14	259	18.5	55	2										
INTERCEPTIONS	NO	YDS	AVG	LG	TD	INTERCEPTIONS	NO	YDS	AVG	LG	TD										
P. Allen	1	2	2.0	2	0	K. Mecklenburg	1	18	18.0	18	0										
						M. Haynes	1	57	57.0	57	0										
TOTAL	1	2	2.0	2	0	TOTAL	2	75	37.5	57	0										
PUNTING	NO	YDS	AVG	NET	TB	IN20	LG	PUNTING	NO	YDS	AVG	NET	TB	IN20	LG						
J. Gossett	3	134	44.7	39.7	0	1	57	M. Horan	2	92	46.0	46.0	1	1	49						
TOTAL	3	134	44.7	39.7	0	1	57	TOTAL	2	92	46.0	46.0	1	1	49						
PUNT RETURNS	NO	YDS	AVG	FC	LG	TD	PUNT RETURNS	NO	YDS	AVG	FC	LG	TD								
(DOWNED)	2	0	0.0	0	—	0	G. Clark	2	15	7.5	1	12	0								
RETURNS	0	0	0.0	0	—	0	RETURNS	2	15	7.5	1	12	0								
KICKOFF RETURNS	NO	YDS	AVG	FC	LG	TD	KICKOFF RETURNS	NO	YDS	AVG	FC	LG	TD								
A. Pinkett	3	62	20.7	0	21	0	K. Bell	1	28	28.0	0	28	0								
							K. Clark	1	0	0.0	0	0	0								
RETURNS	3	62	20.7	0	21	0	RETURNS	2	28	14.0	0	28	0								
Houston Oilers	Own	Fumbles	Lost	Rec.	Yds	TD	Opp.	Yds	TD	Out	Denver Broncos	Own	Fumbles	Lost	Rec.	Yds	TD	Opp.	Yds	TD	Out
FUMBLES	Fum	Lost	Rec.	Yds	TD	FF	Rec.	Yds	TD	Bnds	FUMBLES	Fum	Lost	Rec.	Yds	TD	FF	Rec.	Yds	TD	Bnds
W. Moon	1	1	0	0	0	0	0	0	0	0	S. Wilson	0	0	0	0	0	0	0	0	0	0
E. Givins	1	0	1	-5	0	0	0	0	0	0											
TOTAL	2	1	1	-5	0	0	0	0	0	0	TOTAL	0	0	0	0	0	0	1	0	0	0

FINAL TEAM STATISTICS

OILERS										BRONCOS									
TOTAL FIRST DOWNS										PUNTS Number and Average									
By Rushing										Had Blocked									
By Passing										FGs – PATs Had Blocked									
By Penalty										TOTAL RETURN YARDAGE (Not Including Kickoffs)									
THIRD DOWN EFFICIENCY										No. and Yards Punt Returns									
FOURTH DOWN EFFICIENCY										No. and Yards Kickoff Returns									
TOTAL NET YARDS										No. and Yards Interception Returns									
Total Offensive Plays (inc. times thrown passing)										PENALTIES Number and Yards									
Average gain per offensive play										FUMBLES Number and Lost									
NET YARDS RUSHING										TOUCHDOWNS									
Total Rushing Plays										Rushing									
Average gain per rushing play										Passing									
NET YARDS PASSING										Returns									
Times thrown – yards lost attempting to pass										EXTRA POINTS Made-Attempts									
Gross yards passing										FIELD GOALS Made-Attempts									
PASS ATTEMPTS-COMPLETIONS-HAD INTERCEPTED										SAFETIES									
Average gain per pass play (inc. # thrown passing)										FINAL SCORE									
										TIME OF POSSESSION									

BRONCOS DEFENSIVE STATISTICS

(based on unofficial press box statistics)

PLAYER	UT	A	TT	S-YDS	I-YDS	PD	FF	FR	PLAYER	UT	A	TT	S-YDS	I-YDS	PD	FF	FR
R. Dennison	6	2	8	0-0	0-0	0	0	0	W. Bowyer	2	1	3	0-0	0-0	0	0	0
M. Haynes	6	0	6	0-0	1-57	2	0	0	M. Brooks	2	1	3	0-0	0-0	0	0	0
T. Lilly	5	1	6	0-0	0-0	0	0	0	K. Clark	2	0	2	0-0	0-0	0	0	0
S. Wilson	6	1	6	0-0	0-0	0	0	1	F. Gilbert	2	0	2	0-0	0-0	0	0	0
R. Jones	3	2	5	0-0	0-0	0	0	0	B. Plummer	2	0	2	0-0	0-0	1	0	0
R. Hunley	2	3	5	0-0	0-0	0	0	0	J. Ryan	0	1	1	0-0	0-0	1	0	0
K. Mecklenburg	4	0	4	0-0	1-18	0	0	0	S. Fletcher	0	1	1	0-0	0-0	0	0	0
G. Krager	3	0	3	0-0	0-0	0	0	0	J. Castille	0	0	0	0-0	0-0	1	0	0
A. Townsend	3	0	3	0-0	0-0	0	0	0	TEAM TOTALS	47	13	60	0-0	2-75	6	0	1



N.Y. Giants 39, Denver 20

Sunday, Jan. 25, 1987 • 3:13 p.m. PST • Rose Bowl • Pasadena, Calif.

WEATHER: Sunny, 76°, Wind W 2-5 mph • ATTENDANCE: 101,063 • TIME: 3:25

Super Bowl XXI



The New York Giants broke open a close game with 24 unanswered points to begin the second half, capturing a 39-20 win over the Denver Broncos in Super Bowl XXI at the Rose Bowl in front of 101,063 fans.

The Broncos drove to the Giants' 31-yard line on their opening drive and took a 3-0 lead when Rich Karlis booted a Super Bowl record-tying 48-yard field goal. New York answered with a 78-yard scoring drive that culminated with a 6-yard touchdown pass from Phil Simms to Zeke Mowatt.

Late in the first quarter, Elway scored the Broncos' first touchdown from four yards out on a quarterback draw to give them a 10-7 lead. On the third play of their next drive, Elway threw a 54-yard pass to Vance Johnson that gave the Broncos a first down at the Giants' 28. But Denver failed to capitalize on the play with Karlis missing a 23-yard field goal attempt.

Denver's defense stifled the Giants' next drive at the New York 47, and after a punt, the Broncos got the ball back on their own 15. Controversy entered the game when on second-and-12, Elway threw an apparent completion for a first down to Clarence Kay. The pass was ruled incomplete, a call that was upheld after review of the television replay.

On the next play, Giants defensive end George Martin sacked Elway in the end zone for a safety to pull New York within a point of Denver at 10-9. Another missed field goal, a 34-yard attempt, by the Broncos with 13 seconds left in the first half sent the club into halftime with a narrow 1-point lead.

New York scored on all three of its third-quarter drives, taking a 26-10 lead after outgaining Denver 163 yards to 2 in the period. The Giants extended their lead to 33-10 in the fourth quarter when Phil McConkey caught a deflected pass in the end zone for Simms' third touchdown pass of the day.

Denver got the ball back at its own 16, and Elway moved the squad deep into New York territory to set up Karlis' 28-yard field goal that made the score 33-13. The Giants took only five plays to cover 46 yards for their next touchdown, a 2-yard run by Ottis Anderson that increased their lead to 39-13.

Elway drove the Broncos down the field again and found Johnson for a 47-yard touchdown pass for the game's final points at 12:54 of the fourth quarter.

OFFICIALS:

Referee — Jerry Markbreit (9); **Umpire** — Bob Boylston (101); **Line Judge** — Bob Beeks (59); **Side Judge** — Gil Mace (90); **Head Linesman** — Terry Gierke (72); **Back Judge** — Jim Poole (92); **Field Judge** — Pat Mallette (82).

DENVER BRONCOS

OFFENSE

WR 82 V. Johnson
LT 70 D. Studdard
LG 54 K. Bishop
C 64 B. Bryan
RG 63 M. Cooper
RT 76 K. Lanier
TE 88 C. Kay
WR 81 S. Watson
QB 7 J. Elway
RB 23 S. Winder
RB 47 G. Willhite

DEFENSE

LE 61 A. Townsend
NT 71 G. Kragen
RE 75 R. Jones
LOLB 50 J. Ryan
LILB 77 K. Mecklenburg
RILB 98 R. Hunley
ROLB 57 T. Jackson
LCB 20 L. Wright
RCB 31 M. Harden
SS 49 D. Smith
FS 43 S. Foley

BRONCOS SUBSTITUTIONS: P 2 M. Horan, K 3 R. Karlis, QB 8 G. Kubiak, S 22 T. Lilly, RB 30 S. Sewell, RB 33 G. Lang, RB 35 K. Bell, S 36 M. Haynes, CB 45 S. Wilson, DB 48 R. Robbins, LB 52 K. Woodard, LB 55 R. Dennison, LB 59 D. Comeaux, G 62 M. Freeman, NT 69 T. Colorito, DE 73 S. Fletcher, T 74 D. Remsburg, WR 80 M. Jackson, WR 84 C. Sampson, TE 85 J. Hackett, RB 87 B. Micho, TE 89 O. Mobley, DE 90 F. Gilbert.

NEW YORK GIANTS

OFFENSE

WR 86 L. Manuel
LT 60 B. Benson
LG 67 B. Ard
C 65 B. Oates
RG 61 C. Godfrey
RT 63 K. Nelson
TE 89 M. Bavaro
WR 81 S. Robinson
QB 11 P. Simms
RB 20 J. Morris
RB 44 M. Carthon

DEFENSE

LE 75 G. Martin
NT 64 J. Burt
RE 70 L. Marshall
LOLB 58 C. Banks
LILB 55 G. Reasons
RILB 53 H. Carson
ROLB 56 L. Taylor
LCB 34 E. Patterson
RCB 23 P. Williams
SS 48 K. Hill
FS 27 H. Welch

GIANTS SUBSTITUTIONS: K 2 R. Allegre, P 5 S. Landeta, QB 17 J. Rutledge, RB 22 L. Rouson, RB 24 O. Anderson, CB 25 M. Collins, S 28 T. Flynn, RB 30 T. Galbreath, S 46 G. Lasker, LB 51 R. Jones, LB 52 P. Johnson, LB 54 A. Headen, LB 57 B. Hunt, C 59 B. Johnston, T 66 W. Roberts, G 68 D. Johnson, DT 74 E. Howard, DE 77 E. Dorsey, DT 78 J. Sally, WR 80 P. McConkey, TE 84 Z. Mowatt, WR 87 S. Miller, WR 88 B. Johnson.

		1	2	3	4	OT	TOTAL	FIELD GOALS (made () & missed)	
VISITOR	Denver Broncos	10	0	0	10	—	20	R. Karlis	(48) 23WR 34WR (28)
HOME	New York Giants	7	2	17	13	—	39	R. Allegre	(21)

Team	Qtr	Clock Time	PLAY DESCRIPTION (Extra Point) (Drive Info)	SCORE Visitor	Home
BRONCOS	1	4:09	R. Karlis 48 yd. Field Goal (8-45, 4:09)	3	0
GIANTS	1	9:33	Z. Mowatt 6 yd. pass from P. Simms (R. Allegre, kick) (9-78, 5:24)	3	7
BRONCOS	1	12:54	J. Elway 4 yd. run (R. Karlis, kick) (6-58, 3:21)	10	7
GIANTS	2	12:14	Safety—J. Elway sacked by G. Martin in end zone (3- (-)15, 0:47)	10	9
GIANTS	3	4:52	M. Bavaro 13 yd. pass from P. Simms (R. Allegre, kick) (8-63, 4:52)	10	16
GIANTS	3	11:06	R. Allegre 21 yd. Field Goal (9-32, 5:07)	10	19
GIANTS	3	14:36	J. Morris 1 yd. run (R. Allegre, kick) (5-68, 2:14)	10	26
GIANTS	4	4:04	P. McConkey 6 yd. pass from P. Simms (R. Allegre, kick) (6-52, 3:50)	10	33
BRONCOS	4	8:59	R. Karlis 28 yd. Field Goal (13-73, 4:55)	13	33
GIANTS	4	10:42	O. Anderson 2 yd. run (kick wide) (5-46, 2:43)	13	39
BRONCOS	4	12:54	V. Johnson 47 yd. pass from J. Elway (R. Karlis, kick) (5-69, 1:12)	20	39

FINAL INDIVIDUAL STATISTICS

Denver Broncos											New York Giants														
RUSHING		ATT	YDS	AVG	LG	TD					RUSHING		ATT	YDS	AVG	LG	TD								
J. Elway		6	27	4.5	10	1					J. Morris		20	67	3.3	11	1								
G. Willhite		4	19	4.8	11	0					P. Simms		3	25	8.3	22	0								
S. Sewell		3	4	1.3	12	0					L. Rouson		3	22	7.3	18	0								
G. Lang		2	2	1.0	4	0					T. Galbreath		4	17	4.3	7	0								
S. Winder		4	0	0.0	3	0					M. Carthon		3	4	1.3	2	0								
											O. Anderson		2	1	0.5	2	0								
											J. Rutledge		3	0	0.0	2	0								
TOTAL		19	52	2.7	12	1					TOTAL		38	136	3.6	22	2								
PASSING		ATT	CMP	YDS	TD	LG	IN	Rtg.					PASSING		ATT	CMP	YDS	TD	LG	IN	Rtg.				
J. Elway		37	22	304	3/26	1	54	1	83.6					P. Simms		25	22	268	1/5	3	44	0	150.9		
G. Kubiak		4	4	48	1/6	0	23	0	116.7																
TOTAL		41	26	352	4/32	1	54	1	88.7					TOTAL		25	22	268	1/5	3	44	0	150.9		
PASS RECEIVING			NO	YDS	AVG	LG	TD					PASS RECEIVING			NO	YDS	AVG	LG	TD						
V. Johnson			5	121	24.2	54	1					M. Bavaro			4	51	12.8	17	1						
G. Willhite			5	39	7.8	11	0					J. Morris			4	20	5.0	12	0						
S. Winder			4	34	8.5	14	0					M. Carthon			4	13	3.3	7	0						
M. Jackson			3	51	17.0	24	0					S. Robinson			3	62	20.7	36	0						
S. Watson			2	54	27.0	31	0					L. Manuel			3	43	14.3	17	0						
C. Sampson			2	20	10.0	11	0					P. McConkey			2	50	25.0	44	1						
O. Mobley			2	17	8.5	11	0					L. Rouson			1	23	23.0	23	0						
S. Sewell			2	12	6.0	7	0					Z. Mowatt			1	6	6.0	6	1						
G. Lang			1	4	4.0	4	0																		
TOTAL			26	352	13.5	54	1					TOTAL			22	268	12.2	44	3						
INTERCEPTIONS			NO	YDS	AVG	LG	TD					INTERCEPTIONS			NO	YDS	AVG	LG	TD						
TOTAL			0	0	0.0	—	0					E. Patterson			1	-7	-7.0	-7	0						
												TOTAL			1	-7	-7.0	-7	0						
PUNTING		NO	YDS	AVG	NET	TB	IN20	LG					PUNTING		NO	YDS	AVG	NET	TB	IN20	LG				
M. Horan		2	82	41.0	28.5	0	0	42					S. Landeta		3	138	46.0	36.3	1	1	59				
TOTAL		2	82	41.0	28.5	0	0	42					TOTAL		3	138	46.0	36.3	1	1	59				
PUNT RETURNS			NO	YDS	AVG	FC	LG	TD					PUNT RETURNS			NO	YDS	AVG	FC	LG	TD				
G. Willhite			1	9	9.0	1	9	0					P. McConkey			1	25	25.0	1	25	0				
(TOUCHBACK)			1	0	0.0	0	—	0																	
RETURNS			1	9	9.0	1	9	0					RETURNS			1	25	25.0	1	25	0				
KICKOFF RETURNS			NO	YDS	AVG	FC	LG	TD					KICKOFF RETURNS			NO	YDS	AVG	FC	LG	TD				
K. Bell			3	48	16.0	0	28	0					L. Rouson			3	56	18.7	0	22	0				
G. Lang			2	36	18.0	0	23	0					T. Flynn			1	-3	-3.0	0	0	0				
RETURNS			5	84	16.8	0	28	0					RETURNS			4	53	13.3	0	22	0				
Denver Broncos		Own			Opp.				Out			New York Giants		Own			Opp.				Out				
FUMBLES	Fum	Lost	Rec.	Yds	TD	FF	Rec.	Yds	TD	Bnds	FUMBLES	Fum	Lost	Rec.	Yds	TD	FF	Rec.	Yds	TD	Bnds				
J. Elway	1	0	1	0	0	0	0	0	0	0	L. Marshall	0	0	0	0	0	1	0	0	0	0				
K. Bell	1	0	0	0	0	0	0	0	0	0	P. Johnson	0	0	0	0	0	1	0	0	0	0				
J. Hackett	0	0	1	0	0	0	0	0	0	0															
TOTAL	2	0	2	0	0	0	0	0	0	0	TOTAL	0	0	0	0	0	2	0	0	0	0				



Denver 23, Cleveland 20 OT

Sunday, Jan. 11, 1987 • 12:30 p.m. EST • Cleveland Stadium • Cleveland

WEATHER: Solid Overcast, 30°, Wind NW 14 mph (-5°) • ATTENDANCE: 79,915 • TIME: 3:50

1986 AFC Championship Game

In a game that will forever be remembered as "The Drive," Rich Karlis kicked a 33-yard field goal 5:48 into overtime to give the Denver Broncos a 23-20 victory against the Cleveland Browns in the 1986 AFC Championship Game. The contest was played at Cleveland Stadium in front of a crowd of 79,915 fans, who braved a wind chill of -5 degrees.

Cleveland took a 7-0 lead when Bernie Kosar threw a 6-yard touchdown pass to Herman Fontenot in the first quarter. The Broncos stopped the next two Browns drives with interceptions, including the second by Jim Ryan, whose return set up a 19-yard field goal by Karlis to make the score 7-3. Ken Woodard recovered a fumble on Cleveland's next drive, putting Denver in position for Gerald Willhite's fourth-down 1-yard touchdown run at 4:24 of the second quarter that gave the club a 10-7 lead.

Browns kicker Mark Moseley tied the score at 10 with a 29-yard field goal with 20 seconds left in the first half. Denver regained the lead on a 26-yard Karlis field goal late in the third quarter, but the Browns responded as Kevin Mack rushed for 34 yards in a 10-play, 76-yard drive that culminated with a 24-yard Moseley field goal that tied the score at 13. After two Denver punts, Kosar's 48-yard touchdown strike to Brian Brennan put Cleveland ahead 20-13 with 5:43 left in the game.

The kickoff rolled to the Denver 2-yard line, where the Broncos and Elway began "The Drive." On the fifth play (second-and-7 from the Broncos' 15), Elway rushed for 11 yards and a first down. He then found Steve Sewell for a 22-yard gain followed by a 12-yard strike to Steve Watson that gave Denver a first down on the Cleveland 40. After an incompletion and an 8-yard sack, Elway threw a 20-yard pass to Mark Jackson, moving the team to the Cleveland 28. An Elway-to-Sewell pass gave the Broncos a first down on the Browns' 14 with 57 seconds left. After an incompletion, Elway ran nine yards to the Cleveland 5-yard line. On the next play, he hit Jackson for a touchdown, and Karlis' extra point tied the score at 20 with 37 seconds left.

The Browns won the coin toss in overtime and elected to receive, but Denver's defense stopped them. Willhite returned the Cleveland punt to the Broncos' 25, where the Denver offense went to work. On second-and-5, Elway hit Orson Mobley for a 22-yard gain and three plays later threw a 28-yard pass to Watson. With a first down on Cleveland's 22-yard line, the Broncos rushed three times to get to the 15, and on fourth down, Karlis hit the 33-yard game-winning field goal.

OFFICIALS:

Referee — Chuck Heberling (46); **Umpire** — Gordon Wells (89); **Line Judge** — Bill Reynolds (53); **Side Judge** — Gary Lane (120); **Head Linesman** — Ed Marion (26); **Back Judge** — Ben Tompkins (52); **Field Judge** — Johnny Grier (23).

DENVER BRONCOS

OFFENSE

WR 82 V. Johnson
LT 70 D. Studdard
LG 54 K. Bishop
C 64 B. Bryan
RG 63 M. Cooper
RT 76 K. Lanier
TE 85 J. Hackett
WR 81 S. Watson
QB 7 J. Elway
RB 23 S. Winder
TE 89 O. Mobley

DEFENSE

LE 75 R. Jones
NT 71 G. Kragen
RE 61 A. Townsend
LOLB 50 J. Ryan
LILB 77 K. Mecklenburg
RILB 98 R. Hunley
ROLB 57 T. Jackson
LCB 20 L. Wright
RCB 31 M. Harden
SS 49 D. Smith
FS 43 S. Foley

BRONCOS SUBSTITUTIONS: P 2 M. Horan, K 3 R. Karlis, QB 8 G. Kubiak, S 22 T. Lilly, RB 30 S. Sewell, RB 33 G. Lang, RB 35 K. Bell, CB 45 S. Wilson, RB 47 G. Willhite, S 48 R. Robbins, LB 52 K. Woodard, LB 55 R. Dennison, LB 59 D. Comeaux, G 62 M. Freeman, NT 69 T. Colorito, DE 73 S. Fletcher, T 74 D. Remsburg, WR 80 M. Jackson, WR 84 C. Sampson, WR 87 B. Micho, TE 88 C. Kay, DE 90 F. Gilbert. **DID NOT PLAY:** CB 36 M. Haynes.

CLEVELAND BROWNS

OFFENSE

WR 88 R. Langhorne
LT 77 R. Bolden
LG 74 P. Farren
C 61 M. Baab
RG 69 D. Fike
RT 63 C. Risien
TE 82 O. Newsome
WR 84 W. Slaughter
QB 19 B. Kosar
RB 44 E. Byner
FB 34 K. Mack

DEFENSE

LE 96 R. Camp
NT 79 B. Golic
RE 78 C. Hairston
LOLB 56 C. Banks
LILB 51 E. Johnson
RILB 53 A. Griggs
ROLB 57 C. Matthews
LCB 31 F. Minnifield
RCB 29 H. Dixon
SS 24 R. Ellis
FS 37 C. Rockins

BROWNS SUBSTITUTIONS: K 3 M. Mosley, P 7 J. Gossett, S 22 F. Wright, CB 23 M. Harper, S 27 A. Gross, RB 28 H. Fontenot, RB 39 M. Everett, CB 48 D. Hoggard, LB 50 B. Van Pelt, LB 58 S. Nicholas, LB 59 M. Johnson, G 62 G. Lilja, G 70 L. Williams, NT 72 D. Puzzioli, TE 81 H. Holt, WR 85 C. Weathers, WR 86 B. Brennan, TE 87 T. Tucker, WR 89 G. McNeil, DE 91 S. Clancy. **DID NOT PLAY:** QB 10 M. Pagel, RB 33 C. Dickey.

		1	2	3	4	OT	TOTAL	FIELD GOALS (made () & missed)		
VISITOR	Denver Broncos	0	10	3	7	3	23	R. Karlis	(19)	(26) (33)
HOME	Cleveland Browns	7	3	0	10	0	20	M. Moseley	(29)	(24)

Team	Qtr	Clock Time	PLAY DESCRIPTION (Extra Point) (Drive Info)	SCORE Visitor	Home
BROWNS	1	9:41	H. Fontenot 6 yd. pass from B. Kosar (M. Moseley, kick) (14-86, 7:18)	0	7
BRONCOS	2	2:53	R. Karlis 19 yd. Field Goal (4-8, 0:54)	3	7
BRONCOS	2	4:24	G. Willhite 1 yd. run (R. Karlis, kick) (5-37, 1:05)	10	7
BROWNS	2	14:40	M. Moseley 29 yd. Field Goal (9-53, 4:01)	10	10
BRONCOS	3	12:10	R. Karlis 26 yd. Field Goal (11-61, 4:28)	13	10
BROWNS	4	2:22	M. Moseley 24 yd. Field Goal (10-76, 5:01)	13	13
BROWNS	4	9:17	B. Brennan 48 yd. pass from B. Kosar (M. Moseley, kick) (3-52, 0:57)	13	20
BRONCOS	4	14:23	M. Jackson 5 yd. pass from J. Elway (R. Karlis, kick) (15-98, 4:55)	20	20
BRONCOS	5	5:48	R. Karlis 33 yd. Field Goal (9-60, 5:07)	23	20

FINAL INDIVIDUAL STATISTICS

Denver Broncos										Cleveland Browns															
RUSHING	ATT	YDS	AVG	LG	TD	RUSHING	ATT	YDS	AVG	LG	TD														
S. Winder	26	83	3.2	9	0	K. Mack	26	94	3.6	15	0														
J. Elway	4	56	14.0	34	0	B. Kosar	4	3	0.8	3	0														
G. Lang	3	9	3.0	4	0	H. Fontenot	3	3	1.0	4	0														
S. Sewell	1	1	1.0	1	0																				
G. Willhite	3	0	0.0	2	1																				
TOTAL	37	149	4.0	34	1	TOTAL	33	100	3.0	15	0														
PASSING	ATT	CMP	YDS	TKD/YD	TD	LG	IN	Rtg.	PASSING	ATT	CMP	YDS	TKD/YD	TD	LG	IN	Rtg.								
J. Elway	38	22	244	2/19	1	28	1	74.9	B. Kosar	32	18	259	1/3	2	48	2	77.5								
TOTAL	38	22	244	2/19	1	28	1	74.9	TOTAL	32	18	259	1/3	2	48	2	77.5								
PASS RECEIVING	NO	YDS	AVG	LG	TD	PASS RECEIVING	NO	YDS	AVG	LG	TD														
S. Watson	3	55	18.3	28	0	H. Fontenot	7	66	9.4	24	1														
S. Sewell	3	47	15.7	22	0	B. Brennan	4	72	18.0	48	1														
O. Mobley	3	36	12.0	22	0	R. Langhorne	2	35	17.5	22	0														
V. Johnson	3	25	8.3	14	0	K. Mack	2	20	10.0	12	0														
M. Jackson	2	25	12.5	20	1	C. Weathers	1	42	42.0	42	0														
C. Kay	2	23	11.5	15	0	W. Slaughtner	1	20	20.0	20	0														
G. Willhite	2	20	10.0	16	0	E. Byner	1	4	4.0	4	0														
S. Winder	2	2	1.0	5	0																				
C. Sampson	1	10	10.0	10	0																				
G. Lang	1	1	1.0	1	0																				
TOTAL	22	244	11.1	28	1	TOTAL	18	259	14.4	48	2														
INTERCEPTIONS	NO	YDS	AVG	LG	TD	INTERCEPTIONS	NO	YDS	AVG	LG	TD														
J. Ryan	1	26	26.0	26	0	M. Harper	1	0	0.0	0	0														
R. Hunley	1	14	14.0	14	0																				
TOTAL	2	40	20.0	26	0	TOTAL	1	0	0.0	0	0														
PUNTING	NO	YDS	AVG	NET	TB	IN20	LG	PUNTING	NO	YDS	AVG	NET	TB	IN20	LG										
M. Horan	6	244	40.7	34.5	0	1	48	J. Gossett	6	259	43.2	38.2	1	2	58										
J. Elway	1	19	19.0	19.0	0	1	19	TOTAL	6	259	43.2	38.2	1	2	58										
TOTAL	7	263	37.6	32.3	0	2	48	TOTAL	6	259	43.2	38.2	1	2	58										
PUNT RETURNS	NO	YDS	AVG	FC	LG	TD	PUNT RETURNS	NO	YDS	AVG	FC	LG	TD												
G. Willhite	3	10	3.3	1	4	0	G. McNeil	3	37	12.3	1	18	0												
RETURNS	3	10	3.3	1	4	0	RETURNS	3	37	12.3	1	18	0												
KICKOFF RETURNS	NO	YDS	AVG	FC	LG	TD	KICKOFF RETURNS	NO	YDS	AVG	FC	LG	TD												
G. Lang	2	14	7.0	0	14	0	H. Fontenot	2	25	12.5	0	14	0												
K. Bell	2	10	5.0	0	10	0	G. McNeil	4	80	40.0	0	30	0												
M. Freeman	1	9	9.0	0	9	0																			
RETURNS	5	33	6.6	0	14	0	RETURNS	6	105	17.5	0	30	0												
Denver Broncos	Own	Fumbles	Lost	Rec.	Yds	TD	FF	Rec.	Yds	TD	Out	Bnds	Cleveland Browns	Own	Fumbles	Lost	Rec.	Yds	TD	FF	Rec.	Yds	TD	Out	Bnds
K. Woodard	0	0	0	0	0	0	0	1	0	0	0	0	K. Mack	2	1	0	0	0	0	0	0	0	0	0	
K. Bell	2	0	2	0	0	0	0	0	0	0	0	0	T. Tucker	0	0	1	0	0	0	0	0	0	0		
K. Bishop	0	0	0	0	0	0	1	0	0	0	0	0	G. McNeil	1	0	0	0	0	0	0	0	0	0		
													C. Rockins	0	0	1	0	0	0	0	0	0	0		
TOTAL	2	0	2	0	0	0	1	1	0	0	0	0	TOTAL	3	1	2	0	0	0	0	0	0	0		


FINAL TEAM STATISTICS

BRONCOS										BROWNS									
BRONCOS										BROWNS									
TOTAL FIRST DOWNS	22	17	PUNTS Number and Average	7-38	6-43	TOTAL FIRST DOWNS	22	17		PUNTS Number and Average	7-38	6-43							
By Rushing	6	4	Had Blocked	0	0	By Rushing	6	4		Had Blocked	0	0							
By Passing	13	12	FGs - PATs Had Blocked	0-0	0-0	By Passing	13	12		FGs - PATs Had Blocked	0-0	0-0							
By Penalty	3	1	TOTAL RETURN YARDAGE (Not Including Kickoffs)	50	37	By Penalty	3	1		TOTAL RETURN YARDAGE (Not Including Kickoffs)	50	37							
THIRD DOWN EFFICIENCY	5-18-28%	5-13-39%	No. and Yards Punt Returns	3-10	3-37	THIRD DOWN EFFICIENCY	5-18-28%	5-13-39%		No. and Yards Punt Returns	3-10	3-37							
FOURTH DOWN EFFICIENCY	1-1-100%	0-0-0%	No. and Yards Kickoff Returns	5-33	6-105	FOURTH DOWN EFFICIENCY	1-1-100%	0-0-0%		No. and Yards Kickoff Returns	5-33	6-105							
TOTAL NET YARDS	374	358	No. and Yards Interception Returns	2-40	1-0	TOTAL NET YARDS	374	358		No. and Yards Interception Returns	2-40	1-0							
Total Offensive Plays (inc. times thrown passing)	77	66	PENALTIES Number and Yards	6-39	9-76	Total Offensive Plays (inc. times thrown passing)	77	66		PENALTIES Number and Yards	6-39	9-76							
Average gain per offensive play	4.9	5.4	FUMBLES Number and Lost	2-0	3-1	Average gain per offensive play	4.9	5.4		FUMBLES Number and Lost	2-0	3-1							
NET YARDS RUSHING	149	100	TOUCHDOWNS	2	2	NET YARDS RUSHING	149	100		TOUCHDOWNS	2	2							
Total Rushing Plays	37	33	Rushing	1	0	Total Rushing Plays	37	33		Rushing	1	0							
Average gain per rushing play	4.0	3.0	Passing	1	2	Average gain per rushing play	4.0	3.0		Passing	1	2							
NET YARDS PASSING	225	256	Returns	0	0	NET YARDS PASSING	225	256		Returns	0	0							
Times thrown - yards lost attempting to pass	2-19	1-3	EXTRA POINTS Made-Attempts	2-2	2-2	Times thrown - yards lost attempting to pass	2-19	1-3		EXTRA POINTS Made-Attempts	2-2	2-2							
Gross yards passing	244	259	FIELD GOALS Made-Attempts	3-3	2-2	Gross yards passing	244	259		FIELD GOALS Made-Attempts	3-3	2-2							
PASS ATTEMPTS-COMPLETIONS-HAD INTERCEPTED	38-22-1	32-18-2	SAFETIES	0	0	PASS ATTEMPTS-COMPLETIONS-HAD INTERCEPTED	38-22-1	32-18-2		SAFETIES	0	0							
Average gain per pass play (inc. # thrown passing)	5.6	7.8	FINAL SCORE	23	20	Average gain per pass play (inc. # thrown passing)	5.6	7.8		FINAL SCORE	23	20							
			TIME OF POSSESSION	34:05	31:43					TIME OF POSSESSION	34:05	31:43							

BRONCOS DEFENSIVE STATISTICS

(based on unofficial press box statistics)

PLAYER	UT	A	TT	S-YDS	I-YDS	PD	FF	FR	PLAYER	UT	A	TT	S-YDS	I-YDS	PD	FF	FR
L. Wright	6	1	7	0-0	0-0	2	0	0	S. Foley	3	2	5	0-0	0-0	0	0	0
K. Mecklenburg	5	2	7	0-0	0-0	0	0	0	K. Woodward	3	2	5	0-0	0-0	1	0	1
R. Jones	5	2	7	1-3	0-0	0	0	0	R. Robbins	3	1	4	0-0	0-0	3	0	0
J. Ryan	4	2	6	0-0	1-26	0	0	0	S. Fletcher	3	0	3	0-0	0-0	0	0	0
T. Jackson	2	4	6	0-0	0-0	0	0	0	R. Hunley	1	1	2	0-0	1-14	1	0	0
M. Harden	4	1	5	0-0	0-0	2	0	0	R. Dennison	1	0	1	0-0	0-0	0	0	0
T. Lilly	4	1	5	0-0	0-0	1	0	0	TEAM TOTALS	54	20	74	1-3	2-40	12	0	1



Denver 22, New England 17

Sunday, Jan. 4, 1987 • 2 p.m. MST • Mile High Stadium • Denver

WEATHER: Sunny, 65°, Wind S 9 mph • ATTENDANCE: 76,105 • TIME: 3:09

1986 AFC Divisional Playoff Game

Rulon Jones sacked Tony Eason in the end zone for a safety with 1:37 left on the clock to halt the Patriots' final comeback drive and give Denver a 22-17 win in an AFC Divisional Playoff Game in front of 76,105 fans at Mile High Stadium. The postseason victory was the first for the Broncos since the 1977 season.

The two teams traded punts for the first nine minutes of the game before Denver began its first scoring drive. Starting at their own 20, the Broncos took four plays to reach the New England 7-yard line behind John Elway completions of 39 and 21 yards. On second-and-goal from the 4, Elway rolled around the left side and was hit just short of the goal line. He was penalized (delay of game) for spiking the ball after the play, and that sent Denver back to the 6. Two plays later, Rich Karlis made a 27-yard field goal that gave Denver a 3-0 lead.

New England mounted a 7-play, 87-yard drive later in the quarter with Eason hitting Stanley Morgan for a 19-yard touchdown. The Broncos roared right back with a 13-play, 82-yard drive that was punctuated by a 22-yard touchdown run by Elway, giving them a 10-7 lead midway through the second quarter. The Patriots tied the score on the final play of the first half with a 38-yard Tony Franklin field goal.

Denver received the kickoff to open the second half and proceeded to chew up more than nine minutes off the clock. The Broncos ran the ball 11 times on the drive, which stalled on the Patriots' 5-yard line. Karlis' 22-yard field goal put Denver up 13-10.

Five plays into the next New England drive, the Patriots took a page out of Dan Reeves' bag of tricks, scoring on a flea-flicker that ended with a 45-yard touchdown pass from Eason to Morgan that gave New England its first lead of the game at 17-13. Denver jumped right back on top, traveling 86 yards on six plays to score on a 48-yard Elway-to-Vance Johnson pass on the last play of the third quarter.

The two teams both punted three times in the fourth quarter, and the last one, a Mike Horan punt of 54 yards, backed New England to its own 10-yard line. On first down, Eason dropped back to pass but was sacked for a safety by Jones. Denver recovered the onside free kick and held on to the ball and the win.

Elway completed 13-of-32 passes for 257 yards with one score, and Sammy Winder rushed for 102 yards on 19 carries. Johnson led the Broncos with 89 receiving yards. Defensively, four different Denver players had at least one sack.

OFFICIALS:

Referee — Jerry Seeman (70); **Umpire** — Rex Stuart (103); **Line Judge** — Ray Dodez (74); **Side Judge** — Bob Rice (80); **Head Linesman** — Burl Toler (37); **Back Judge** — Jim Poole (92); **Field Judge** — Ron Spittler (119).

DENVER BRONCOS

OFFENSE

WR 82 V. Johnson
LT 70 D. Studdard
LG 54 K. Bishop
C 64 B. Bryan
RG 60 P. Howard
RT 76 K. Lanier
TE 85 J. Hackett
WR 81 S. Watson
QB 7 J. Elway
RB 23 S. Winder
TE 89 O. Mobley

DEFENSE

LE 75 R. Jones
NT 71 G. Kragen
RE 61 A. Townsend
LOLB 50 J. Ryan
LILB 77 K. Mecklenburg
RILB 98 R. Hunley
ROLB 57 T. Jackson
LCB 20 L. Wright
FS 43 S. Foley
SS 48 R. Robbins
RCB 31 M. Harden

BRONCOS SUBSTITUTIONS: P 2 M. Horan, K 3 R. Karlis, QB 8 G. Kubiak, S 22 T. Lilly, RB 30 S. Sewell, RB 33 G. Lang, RB 35 K. Bell, CB 36 M. Haynes, CB 45 S. Wilson, RB 47 G. Willhite, LB 52 K. Woodard, LB 55 R. Dennison, LB 59 D. Comeaux, G 62 M. Freeman, G 63 M. Cooper, NT 69 T. Colorito, DE 73 S. Fletcher, T 74 D. Remsburg, WR 80 M. Jackson, WR 84 C. Sampson, WR 87 B. Micho, DE 90 F. Gilbert. **DID NOT PLAY:** S 49 D. Smith.

NEW ENGLAND PATRIOTS

OFFENSE

WR 86 S. Morgan
LT 76 B. Holloway
LG 66 P. Fairchild
C 58 P. Brock
RG 61 R. Wooten
RT 68 D. Haley
TE 48 G. Baty
WR 80 I. Fryar
QB 11 T. Eason
FB 30 M. Tatupu
HB 33 T. Collins

DEFENSE

LE 96 B. Williams
NT 90 T. Williams
RE 60 G. Veris
LOLB 56 A. Tippett
LILB 52 J. Rembert
RILB 50 L. McGrew
ROLB 55 D. Blackburn
LCB 43 E. Gibson
FS 31 F. Marion
SS 38 R. James
RCB 26 R. Clayborn

PATRIOTS SUBSTITUTIONS: K 1 T. Franklin, P 3 R. Camarillo, RB 21 R. Dupard, DB 22 E. Profit, CB 23 R. McSwain, RB 27 G. Hawthorne, S 28 J. Bowman, RB 32 C. James, LB 59 S. Doig, T 62 B. Bain, C 64 T. Matich, C 75 G. Morrisr, WR 81 S. Starring, WR 82 D. Williams, WR 83 C. Jones, TE 88 W. Scott, NT 65 M. Ruth, LB 95 E. Reynolds, DB 97 M. Hodge, NT 98 D. Owens. **DID NOT PLAY:** QB 12 T. Ramsey, QB 14 S. Grogan, DB 42 R. Lippett.

		1	2	3	4	OT	TOTAL	FIELD GOALS (made () & missed)		
VISITOR	New England Patriots	0	10	7	0	—	17	T. Franklin	(38)	
HOME	Denver Broncos	3	7	10	2	—	22	R. Karlis	(27) (22)	

Team	Qtr	Clock Time	PLAY DESCRIPTION (Extra Point) (Drive Info)	SCORE Visitor	Home
BRONCOS	1	12:12	R. Karlis 27 yd. Field Goal (8-71, 3:07)	0	3
PATRIOTS	2	0:56	S. Morgan 19 yd. pass from T. Eason (T. Franklin, kick) (7-87, 2:24)	7	3
BRONCOS	2	7:18	J. Elway 22 yd. run (R. Karlis, kick) (13-82, 6:22)	7	10
PATRIOTS	2	14:58	T. Franklin 38 yd. Field Goal (5-8, 0:56)	10	10
BRONCOS	3	9:10	R. Karlis 22 yd. Field Goal (15-80, 9:10)	10	13
PATRIOTS	3	12:10	S. Morgan 45 yd. pass from T. Eason (T. Franklin, kick) (5-78, 3:00)	17	13
BRONCOS	3	15:00	V. Johnson 48 yd. pass from J. Elway (R. Karlis, kick) (6-86, 2:50)	17	20
BRONCOS	4	13:23	Safety—T. Eason tackled in end zone by R. Jones	17	22

FINAL INDIVIDUAL STATISTICS																											
New England Patriots											Denver Broncos																
RUSHING	ATT	YDS	AVG	LG	TD						RUSHING	ATT	YDS	AVG	LG	TD											
T. Collins	5	46	9.2	23	0						S. Winder	19	102	5.4	16	0											
C. James	10	31	3.1	17	0						G. Lang	11	44	4.0	14	0											
T. Eason	2	23	11.5	13	0						J. Elway	5	18	3.6	22	1											
R. Dupard	5	18	3.6	8	0						K. Bell	2	12	6.0	8	0											
G. Hawthorne	1	5	5.0	5	0						S. Sewell	2	8	4.0	8	0											
I. Fryar	1	-2	-2.0	-2	0						G. Willhite	3	4	1.3	3	0											
TOTAL	24	121	5.0	23	0						TOTAL	42	188	4.5	22	1											
TKD/											TKD/																
PASSING	ATT	CMP	YDS	YD	TD	LG	IN	Rtg.			PASSING	ATT	CMP	YDS	YD	TD	LG	IN	Rtg.								
T. Eason	24	13	194	6/44	2	45	0	108.7			J. Elway	32	13	257	1/4	1	49	2	53.8								
TOTAL	24	13	194	6/44	2	45	0	108.7			TOTAL	32	13	257	1/4	1	49	2	53.8								
PASS RECEIVING			NO	YDS	AVG	LG	TD						PASS RECEIVING			NO	YDS	AVG	LG	TD							
T. Collins			4	46	11.5	20	0						V. Johnson			4	89	22.3	48	1							
S. Morgan			3	100	33.3	45	2						S. Sewell			3	41	13.7	39	0							
G. Baty			3	31	10.3	13	0						O. Mobley			2	69	34.5	49	0							
I. Fryar			2	11	5.5	7	0						S. Watson			1	21	21.0	21	0							
G. Hawthorne			1	6	6.0	6	0						B. Micho			1	20	20.0	20	0							
													S. Winder			1	16	16.0	16	0							
													G. Lang			1	1	1.0	1	0							
TOTAL			13	194	14.9	45	2						TOTAL			13	257	19.8	49	1							
INTERCEPTIONS			NO	YDS	AVG	LG	TD						INTERCEPTIONS			NO	YDS	AVG	LG	TD							
R. McSwain			1	2	2.0	2	0																				
J. Rember			1	0	0.0	0	0																				
TOTAL			2	2	1.0	2	0						TOTAL			0	0	0.0	—	0							
PUNTING			NO	YDS	AVG	NET	TB	IN20	LG			PUNTING			NO	YDS	AVG	NET	TB	IN20	LG						
R. Camarillo			9	452	50.2	41.9	2	0	60			M. Horan			5	245	49.0	42.4	1	3	54						
												J. Elway			1	31	31.0	11.0	1	1	31						
TOTAL			9	452	50.2	41.9	2	0	60			Total			6	276	46.0	34.2	2	4	54						
PUNT RETURNS			NO	YDS	AVG	FC	LG	TD						PUNT RETURNS			NO	YDS	AVG	FC	LG	TD					
I. Fryar			2	13	6.5	0	9	0						G. Willhite			1	9	9.0	1	9	0					
														V. Johnson			3	26	8.7	0	13	0					
RETURNS			2	13	6.5	0	9	0						RETURNS			4	35	8.8	1	13	0					
KICKOFF RETURNS			NO	YDS	AVG	FC	LG	TD						KICKOFF RETURNS			NO	YDS	AVG	FC	LG	TD					
S. Starring			2	31	15.5	0	21	0						G. Lang			1	21	21.0	0	21	0					
														K. Bell			3	63	21.0	0	35	0					
RETURNS			2	31	15.5	0	21	0						Returns			4	84	21.0	0	35	0					
New England Patriots											Denver Broncos																
FUMBLES	Fum	Lost	Own Rec.	Yds	TD	FF	Rec.	Yds	TD	Out Bnds	FUMBLES	Fum	Lost	Own Rec.	Yds	TD	FF	Rec.	Yds	TD	Out Bnds						
T. Eason	1	0	0	0	0	0	0	0	0	0																	
P. Brock	0	0	1	0	0	0	0	0	0	0																	
TOTAL	1	0	1	0	0	0	0	0	0	0	TOTAL	0	0	0	0	0	0	0	0	0	0						

FINAL TEAM STATISTICS																			
PATRIOTS										BRONCOS									
TOTAL FIRST DOWNS						12						23						PUNTS Number and Average	9-50 6-46
By Rushing						6						12						Had Blocked	0 0
By Passing						13						9						FGs – PATS Had Blocked	0-0 0-0
By Penalty						0						2						TOTAL RETURN YARDAGE (Not Including Kickoffs)	15 35
THIRD DOWN EFFICIENCY						2-12-17%						5-15-33%						No. and Yards Punt Returns	2-13 4-35
FOURTH DOWN EFFICIENCY						0-0-0%						0-0-0%						No. and Yards Kickoff Returns	2-31 4-84
TOTAL NET YARDS						271						441						No. and Yards Interception Returns	2-2 0-0
Total Offensive Plays (inc. times thrown passing)						54						75						PENALTIES Number and Yards	5-45 3-20
Average gain per offensive play						5.0						5.9						FUMBLES Number and Lost	1-0 0-0
NET YARDS RUSHING						121						188						TOUCHDOWNS	2 2
Total Rushing Plays						24						42						Rushing	0 1
Average gain per rushing play						5.0						4.5						Passing	2 1
NET YARDS PASSING						150						253						Returns	0 0
Times thrown – yards lost attempting to pass						6-44						1-4						EXTRA POINTS Made-Attempts	2-2 2-2
Gross yards passing						194						257						FIELD GOALS Made-Attempts	1-1 2-2
PASS ATTEMPTS-COMPLETIONS-HAD INTERCEPTED						24-13-2						32-13-2						SAFETIES	1 0
Average gain per pass play (inc. # thrown passing)						5.0						7.7						FINAL SCORE	17 22
																		TIME OF POSSESSION	24:31 35:29

BRONCOS DEFENSIVE STATISTICS																			
(based on unofficial press box statistics)																			
PLAYER	UT	A	TT	S-YDS	I-YDS	PD	FF	FR	PLAYER	UT	A	TT	S-YDS	I-YDS	PD	FF	FR		
J. Ryan	9	1	10	1-8	0-0	0	0	0	S. Wilson	2	0	2	0-0	0-0	3	0	0		
S. Foley	3	2	5	0-0	0-0	0	0	0	G. Kragen	1	1	2	0-0	0-0	0	0	0		
R. Hunley	3	2	5	0-0	0-0	1	0	0	K. Woodard	0	2	2	0-0	0-0	0	0	0		
F. Gilbert	4	0	4	1-8	0-0	0	0	0	R. Dennison	1	0	1	0-0	0-0	0	0	0		
M. Harden	4	0	4	0-0	0-0	0	0	0	L. Wright	1	0	1	0-0	0-0	0	0	0		
R. Jones	3	1	4	2-19	0-0	0	0	0	Team	1	0	1	1-4	0-0	0	0	0		
K. Mecklenburg	3	4	1-5	0-0	0	0	0	0	M. Haynes	1	1	0	0-0	0-0	0	0	0		
T. Jackson	2	2	4	0-0	0-0	0	0	0	D. Comeaux	0	1	1	0-0	0-0	0	0	0		
R. Robbins	3	0	3	0-0	0-0	0	0	0	S. Fletcher	0	1	1	0-0	0-0	0	0	0		
T. Lilly	2	0	2	0-0	0-0	0	0	0	D. Smith	0	0	0	0-0	0-0	0	0	0		
A. Townsend	2	0	2	0-0	0-0	0	0	0	TEAM TOTALS	47	15	62	6-44	0-0	4	0	0		



Pittsburgh 24, Denver 17

Sunday, Dec. 30, 1984 • 2 p.m. MST • Mile High Stadium • Denver

WEATHER: Mostly Sunny, 52°, Wind N 7 mph • ATTENDANCE: 74,981 • TIME: 3:11

1984 AFC Divisional Playoff Game

The Denver Broncos, after posting the most regular-season wins in franchise history with a 13-3 record, lost an AFC Divisional Playoff Game to the Pittsburgh Steelers 24-17 in front of 74,981 fans at Mile High Stadium.

Denver had two possessions in the final two minutes of the game with a chance to tie but failed to score as Pittsburgh advanced to the AFC Championship Game.

The Broncos' opportunistic defense recovered two Steelers fumbles in the first quarter. Denver was unable to capitalize on the first takeaway with Rich Karlis missing a 39-yard field goal attempt. Pittsburgh then lost a fumble on its next play, setting up a 9-yard touchdown pass from John Elway to running back Jim Wright that gave the Broncos a 7-0 lead.

Pittsburgh scored on a 28-yard field goal on the first play of the second quarter, and just before halftime, the Steelers took a 10-7 lead on Frank Pollard's 1-yard touchdown run.

Denver tied the game early in the third quarter on a 21-yard Karlis field goal. The Broncos regained their lead midway through the quarter on their next possession, scoring on a 20-yard pass from Elway to wide receiver Steve Watson.

The Steelers answered with a scoring drive of their own, tying the game at 17 on a 10-yard Mark Malone-to-Louis Lipps pass 11:41 into the third quarter.

A turnover by the Broncos late in the game set up the Steelers' game-winning touchdown. Pittsburgh's Eric Williams intercepted an Elway pass and returned it to the Denver 2-yard line with only 2:45 left in the game, and two plays later, Pollard scored on a rush to give the Steelers a 24-17 advantage. Denver couldn't move the ball on its final two possessions as time expired.

Elway finished the game with 184 yards on 19-of-37 passing with two touchdowns and two interceptions. Watson led all players with 177 yards on 11 catches with one touchdown and a long reception of 52 yards.

Pittsburgh's defense limited the Broncos to just 51 yards on 22 carries (2.3 avg.) and held Denver to just 4-of-13 (30.8%) success on third downs.

The Steelers' offense racked up 381 yards of total offense, and Malone completed 17-of-28 passes for 224 yards with one touchdown. Pollard led all players with 99 yards on 16 carries (6.2 avg.) and scored a pair of touchdowns while Walter Abercrombie added 75 yards for 17 carries as part of a Pittsburgh ground game that totaled 169 yards.

OFFICIALS:

Referee — Fred Wyant (11); **Umpire** — Art Demmas (78); **Line Judge** — Vern Marshall (94); **Side Judge** — Royal Cathcart (16); **Head Linesman** — Dale Williams (8); **Back Judge** — Dick Hantak (105); **Field Judge** — Bob Lewis (18).

DENVER BRONCOS

OFFENSE

WR 85 D. Summers
LT 70 D. Studdard
LG 54 K. Bishop
C 64 B. Bryan
RG 60 P. Howard
RT 76 K. Lanier
TE 88 C. Kay
WR 81 S. Watson
RB 23 S. Winder
QB 7 J. Elway
HB 87 J. Wright

DEFENSE

LE 79 B. Chavous
NT 68 R. Carter
RE 75 R. Jones
LOLB 50 J. Ryan
LILB 55 R. Dennison
RILB 58 S. Busick
ROLB 57 T. Jackson
LCB 20 L. Wright
SS 49 D. Smith
FS 43 S. Foley
RCB 31 M. Harden

BRONCOS SUBSTITUTIONS: P 1 C. Norman, K 3 R. Karlis, S 22 T. Lilly, LB 24 R. Parros, DB 28 R. Jackson, RB 33 G. Lang, RB 39 J. Myles, CB 45 S. Wilson, RB 47 G. Wilhite, DB 48 R. Robbins, LB 52 K. Woodard, LB 59 D. Comeaux, DL 61 A. Townsend, G 62 M. Freeman, DE 65 W. Bowyer, NT 66 S. Garnett, T 72 M. Graves, OL 74 W. Hood, DE 77 K. Mecklenburg, WR 80 R. Alexander, WR 84 C. Sampson, LB 98 R. Hunley. **DID NOT PLAY:** QB 8 G. Kubiak, 26 C. Brewer, 67 G. Hyde, 69 B. Manor.

PITTSBURGH STEELERS

OFFENSE

WR 82 J. Stallworth
LT 63 P. Rostovsky
LG 73 C. Wolfley
C 52 M. Webster
RG 74 T. Long
RT 62 T. Ilkin
TE 81 D. Nelson
WR 83 L. Lipps
QB 16 M. Malone
RB 34 W. Abercrombie
FB 30 F. Pollard

DEFENSE

LE 95 J. Goodman
NT 67 E. Dunn
RE 64 G. Nelson
LOLB 57 M. Merriweather
LILB 50 D. Little
RILB 56 R. Cole
ROLB 53 B. Hinkle
LCB 49 D. Woodruff
SS 41 S. Washington
RCB 31 D. Shell
FS 21 E. Williams

STEELERS SUBSTITUTIONS: K 1 G. Anderson, P 5 C. Colquitt, CB 22 R. Woods, TE 23 L. Brown, RB 24 R. Erenberg, RB 26 S. Gillespie, S 28 E. Williams, CB 29 R. Johnson, CB 33 H. Clayton, RB 38 E. Veals, RB 40 A. Corley, LB 54 C. Bigham, LB 59 T. Seabaugh, C 60 R. Rasmussen, T 72 R. Snell, DE 78 M. Catano, WR 80 W. Capers, WR 85 C. Sweeney, WR 87 W. Thompson, LB 90 B. Kohrs, DE K. 92 Gary, DE K. 93 Willis, TE 89 B. Cunningham. **DID NOT PLAY:** QB 10 S. Campbell, QB 19 D. Woodley, G 61 B. Wingle, T 77 S. August.

		1	2	3	4	OT	TOTAL	FIELD GOALS (made () & missed)		
VISITOR	Pittsburgh Steelers	0	10	7	7	—	24	G. Anderson	(28)	40WR 26WL 39WR
HOME	Denver Broncos	7	0	10	0	—	17	R. Karlis	39WR 57S	(21)

Team	Qtr	Clock Time	PLAY DESCRIPTION (Extra Point) (Drive Info)	SCORE Visitor	Home
BRONCOS	1	8:30	J. Wright 9 yd. pass from J. Elway (R. Karlis, kick) (5-22, 2:25)	0	7
STEELERS	2	0:04	G. Anderson 28 yd. Field Goal (12-62, 6:16)	3	7
STEELERS	2	13:46	F. Pollard 1 yd. run (G. Anderson, kick) (8-78, 1:56)	10	7
BRONCOS	3	2:50	R. Karlis 21 yd. Field Goal (4-0, 1:47)	10	10
BRONCOS	3	7:45	S. Watson 20 yd. pass from J. Elway (R. Karlis, kick) (6-46, 3:01)	10	17
STEELERS	3	11:41	L. Lipps 10 yd. pass from M. Malone (G. Anderson, kick) (7-66, 3:46)	17	17
STEELERS	4	13:01	F. Pollard 2 yd. run (G. Anderson, kick) (3-2, 1:36)	24	17

FINAL INDIVIDUAL STATISTICS																					
Pittsburgh Steelers										Denver Broncos											
RUSHING	ATT	YDS	AVG	LG	TD					RUSHING	ATT	YDS	AVG	LG	TD						
F. Pollard	16	99	6.2	23	2					S. Winder	15	37	2.5	9	0						
W. Abercrombie	17	75	4.4	18	0					J. Elway	4	16	4.0	13	0						
E. Veals	1	1	1.0	1	0					G. Willhite	1	1	1.0	1	0						
L. Lipps	1	0	0	0	0					R. Parros	1	0	0.0	0	0						
M. Malone	5	-6	-1.2	0	0					S. Watson	1	-3	-3.0	-3	0						
TOTAL	40	169	4.2	23	2					TOTAL	22	51	2.3	13	0						
PASSING	ATT	CMP	YDS	TKD/Y	TD	LG	IN	Rtg.					PASSING	ATT	CMP	YDS	TKD/Y	TD	LG	IN	Rtg.
M. Malone	28	17	224	2/12	1	25	0	97.9					J. Elway	37	19	184	4/37	2	21	2	61.1
													G. Willhite	1	1	52	0/0	0	52	0	118.8
TOTAL	28	17	224	2/12	1	25	0	97.9					TOTAL	38	20	236	4/37	2	52	2	67.4
PASS RECEIVING	NO	YDS	AVG	LG	TD					PASS RECEIVING	NO	YDS	AVG	LG	TD						
L. Lipps	5	86	17.2	25	1					S. Watson	11	177	16.1	52	1						
F. Pollard	4	48	12.0	17	0					S. Winder	4	22	5.5	8	0						
J. Stallworth	3	38	12.7	14	0					J. Wright	2	16	8.0	9	1						
W. Abercrombie	3	18	9.0	6	0					G. Willhite	2	12	6.0	8	0						
B. Cunningham	1	19	19.0	19	0					R. Alexander	1	9	9.0	9	0						
R. Thompson	1	15	15.0	15	0																
TOTAL	17	224	13.2	25	1					TOTAL	20	236	11.8	52	2						
INTERCEPTIONS	NO	YDS	AVG	LG	TD					INTERCEPTIONS	NO	YDS	AVG	LG	TD						
E. Williams	1	28	28.0	28	0																
G. Dunn	1	6	6.0	6	0																
TOTAL	2	34	17.0	28	0					TOTAL	0	0	0.0	—	0						
PUNTING	NO	YDS	AVG	NET	TB	IN20	LG			PUNTING	NO	YDS	AVG	NET	TB	IN20	LG				
C. Colquitt	2	85	42.5	34.0	0	0	46			C. Norman	4	169	42.3	40.0	0	1	51				
(BLOCKED)	1	0	0.0	0.0	0	0	0														
TOTAL	3	85	28.3	25.3	0	0	46			TOTAL	4	169	42.3	40.0	0	1	51				
PUNT RETURNS	NO	YDS	AVG	FC	LG	TD					PUNT RETURNS	NO	YDS	AVG	FC	LG	TD				
L. Lipps	3	9	3.0	0	7	0					G. Willhite	2	17	8.5	0	17	0				
RETURNS	3	9	3.0	0	7	0					RETURNS	2	17	8.5	0	17	0				
KICKOFF RETURNS	NO	YDS	AVG	FC	LG	TD					KICKOFF RETURNS	NO	YDS	AVG	FC	LG	TD				
L. Lipps	3	73	24.3	0	34	0					G. Willhite	2	56	28.0	0	31	0				
R. Erenberg	1	29	29.0	0	29	0															
RETURNS	4	102	25.5	0	34	0					RETURNS	2	56	28.0	0	31	0				
Pittsburgh Steelers	Own					Opp.					Denver Broncos	Own					Opp.				
FUMBLES	Fum	Lost	Rec.	Yds	TD	FF	Rec.	Yds	TD	Bnds	FUMBLES	Fum	Lost	Rec.	Yds	TD	FF	Rec.	Yds	TD	Bnds
M. Malone	2	2	0	0	0	0	0	0	0	0	J. Elway	1	0	1	0	0	0	0	0	0	0
L. Lipps	1	0	1	0	0	0	0	0	0	0	A. Townsend	0	0	0	0	0	0	1	0	0	0
											T. Jackson	0	0	0	0	0	0	1	0	0	0
											G. Willhite	1	0	1	0	0	0	0	0	0	0
TOTAL	3	2	1	0	0	0	0	0	0	0	TOTAL	2	0	2	0	0	0	2	0	0	0

FINAL TEAM STATISTICS																			
STEELERS										BRONCOS									
TOTAL FIRST DOWNS										PUNTS Number and Average									
By Rushing										Had Blocked									
By Passing										FGs – PATs Had Blocked									
By Penalty										TOTAL RETURN YARDAGE (Not Including Kickoffs)									
THIRD DOWN EFFICIENCY										No. and Yards Punt Returns									
FOURTH DOWN EFFICIENCY										No. and Yards Kickoff Returns									
TOTAL NET YARDS										No. and Yards Interception Returns									
Total Offensive Plays (inc. times thrown passing)										PENALTIES Number and Yards									
Average gain per offensive play										FUMBLES Number and Lost									
NET YARDS RUSHING										TOUCHDOWNS									
Total Rushing Plays										Rushing									
Average gain per rushing play										Passing									
NET YARDS PASSING										Returns									
Times thrown – yards lost attempting to pass										EXTRA POINTS Made-Attempts									
Gross yards passing										FIELD GOALS Made-Attempts									
PASS ATTEMPTS-COMPLETIONS-HAD INTERCEPTED										SAFETIES									
Average gain per pass play (inc. # thrown passing)										FINAL SCORE									
										TIME OF POSSESSION									

BRONCOS DEFENSIVE STATISTICS																		
(based on unofficial press box statistics)																		
PLAYER	UT	A	TT	S-YDS	I-YDS	PD	FF	FR	PLAYER	UT	A	TT	S-YDS	I-YDS	PD	FF	FR	
D. Smith	9	2	11	0-0	0-0	0	0	0	R. Hunley	2	0	2	0-0	0-0	0	0	0	
S. Busick	8	0	8	0-0	0-0	0	0	0	W. Bowyer	1	1	2	0-0	0-0	0	0	0	
L. Wright	8	0	8	0-0	0-0	2	0	0	D. Comeaux	1	1	2	0-0	0-0	0	0	0	
S. Foley	6	2	8	0-0	0-0	1	0	0	K. Mecklenburg	1	1	2	0-0	0-0	0	0	0	
R. Dennison	4	3	7	0-0	0-0	0	0	0	R. Robbins	1	1	2	0-0	0-0	2	0	0	
J. Ryan	4	3	7	1-0	0-0	0	0	0	S. Wilson	1	1	2	0-0	0-0	0	0	0	
R. Jones	5	0	5	1-12	0-0	0	0	0	T. Lilly	1	0	1	0-0	0-0	0	0	0	
M. Harden	4	0	4	0-0	0-0	1	0	0	R. Carter	1	0	1	0-0	0-0	0	0	0	
T. Jackson	2	2	4	0-0	0-0	1	0	1	A. Townsend	0	0	0	0-0	0-0	0	0	1	
B. Chavous	2	0	2	0-0	0-0	0	0	0	TEAM TOTALS	61	17	78	2-12	0-0	7	0	2	



Seattle 31, Denver 7

Saturday, Dec. 24, 1983 • 1 p.m. PST • Kingdome • Seattle

WEATHER: Indoors • ATTENDANCE: 60,752 • TIME: 2:53

1983 AFC Wild Card Playoff Game

The Seattle Seahawks broke open a close contest against the Denver Broncos with two second-half Dave Krieg touchdown passes that propelled them to a 31-7 win in an AFC Wild Card Playoff Game in front of 60,752 fans at the Kingdome.

It didn't take the Seahawks long to get on the scoreboard as they traveled 62 yards on eight plays during their first offensive possession for a touchdown. Krieg connected with Steve Largent on a 17-yard scoring pass for a 7-0 lead with less than five minutes gone in the first quarter.

Later that period, the Broncos came back to tie the game after they mounted a 9-play, 76-yard touchdown drive. The score came on a 13-yard pass from Steve DeBerg to Jesse Myles.

Denver looked poised to take the lead, but Seattle cornerback Kerry Justin intercepted a DeBerg pass on the Broncos' next drive to end the threat. Seattle drove to Denver's 20-yard line, where Norm Johnson converted a 37-yard field goal.

On its next possession, Denver drove to the Seattle 4-yard line, but a fumble by running back Gerald Willhite was recovered by safety Paul Moyer. The Seahawks were able to run out the clock in the first half and hold on to their 10-7 lead.

The second half belonged to the Seahawks. Krieg passed for two more touchdowns and fullback David Hughes ran for another, making the score 31-7.

In the third quarter, Seattle travelled 73 yards on five plays and scored on Krieg's second touchdown pass of the game that went to tight end Pete Metzelaars.

Krieg threw his third touchdown pass of the afternoon early in the fourth quarter to give Seattle a 24-7 lead. He found wide receiver Paul Johns for an 18-yard touchdown strike, which capped a 9-play, 61-yard drive.

The Seahawks' final points came late in the fourth quarter when Hughes scored on a 2-yard run.

Despite totaling 360 yards of offense, Denver could not keep up with Seattle. Three turnovers—interceptions by DeBerg and John Elway along with a fumble by Willhite—proved to be the difference. DeBerg ended the game with 131 yards on 14-of-19 passing, and Elway added 123 yards on 10-of-15 passing in his first career postseason game.

For the Seahawks, Krieg completed 12-of-13 passes for 200 yards with three touchdowns and no interceptions. He finished with a perfect 158.3 passer rating.

OFFICIALS:

Referee — Red Cashion (43); Umpire — John Keck (67); Line Judge — Dick McKenzie (41); Side Judge — Gil Mace (90); Head Linesman — Sid Semon (109); Back Judge — Don Wedge (28); Field Judge — Bob Wortman (84).

DENVER BRONCOS

OFFENSE		DEFENSE	
WR	84 C. Sampson	LE	79 B. Chavous
LT	70 D. Studdard	NT	68 R. Carter
LG	54 K. Bishop	RE	75 R. Jones
C	64 B. Bryan	LOLB	50 J. Ryan
RG	60 P. Howard	RT	72 D. Latimer
RT	76 K. Lanier	RILB	53 R. Gradishar
TE	85 R. Egloff	ROLB	57 T. Jackson
WR	81 S. Watson	LCB	20 L. Wright
QB	17 S. DeBerg	RCB	31 M. Harden
RB	23 S. Winder	SS	49 D. Smith
FB	34 N. Poole	FS	43 S. Foley

BRONCOS SUBSTITUTIONS: K 3 R. Karlis, QB 7 J. Elway, P 11 L. Prestridge, CB 21 M. Dupree, DB 28 R. Jackson, S 29 W. Myers, DB 37 S. Trimble, RB 39 J. Myles, CB 45 S. Wilson, HB 46 D. Preston, RB 47 G. Willhite, LB 52 K. Woodward, LB 55 R. Dennison, LB 58 S. Busick, LB 59 D. Comeaux, G 62 T. Glasic, G 63 M. Cooper, DE 65 W. Bowyer, DE 66 B. Manor, T 67 K. Uecker, T 74 J. Baker, LB 77 K. Mecklenburg, DE 78 R. Stachowski, WR 82 Z. Thomas, TE 83 J. Sawyer, TE 88 R. Odoms. **DID NOT PLAY:** QB 8 G. Kubiak.

SEATTLE SEAHAWKS

OFFENSE		DEFENSE	
TE	88 P. Metzelaars	LE	79 J. Green
LT	64 R. Essink	NT	72 J. Nash
LG	65 E. Bailey	RE	77 J. Bryant
C	59 B. Bush	LOLB	58 B. Scholtz
RG	61 R. Pratt	LILB	52 J. Norman
RT	76 S. August	RILB	53 K. Butler
TE	87 C. Young	ROLB	56 G. Gaines
WR	80 S. Largent	LCB	26 K. Justin
QB	17 D. Krieg	RCB	22 D. Brown
RB	28 C. Warner	SS	45 K. Easley
FB	32 C. Bryant	FS	44 J. Harris

SEAHAWKS SUBSTITUTIONS: P 8 J. West, K 9 N. Johnson, QB 10 J. Zorn, S 21 P. Moyer, CB 27 G. Johnson, WR 29 H. Jackson, RB 31 Z. Dixon, FB 33 D. Doornink, S 35 D. Dufek, RB 37 E. Lane, CB 42 K. Simpson, FB 46 D. Hughes, LB 51 S. Merriman, LB 57 S. Robinson, LB 63 M. Hicks, G 66 B. Dugan, DE 70 D. Irvin, DT 74 M. Tuiaosopo, WR 83 C. Castor, DE 84 S. Clancy, WR 85 P. Johns, TE 86 M. Tice, WR 89 B. Walker. **DID NOT PLAY:** WR 55 M. Jackson, C 62 K. Kauahi, G 67 R. McKenzie, T 69 M. Hernandez.

		1	2	3	4	OT	TOTAL	FIELD GOALS (made () & missed)	
VISITOR	Denver Broncos	7	0	0	0	—	7		
HOME	Seattle Seahawks	7	3	7	14	—	31	N. Johnson (37)	
Team	Qtr	Clock Time	PLAY DESCRIPTION (Extra Point) (Drive Info)					SCORE	
SEAHAWKS	1	4:42	S. Largent 17 yd. pass from D. Krieg (N. Johnson, kick) (8-62, 4:33)					0	7
BRONCOS	1	11:22	J. Myles 13 yd. pass from S. DeBerg (R. Karlis, kick) (9-76, 4:08)					7	7
SEAHAWKS	2	5:35	N. Johnson 37 yd. Field Goal (9-32, 4:33)					7	10
SEAHAWKS	3	7:02	P. Metzelaars 5 yd. pass from D. Krieg (N. Johnson, kick) (5-73, 3:19)					7	17
SEAHAWKS	4	0:04	P. Johns 18 yd. pass from D. Krieg (N. Johnson, kick) (9-61, 4:17)					7	24
SEAHAWKS	4	5:26	D. Hughes 2 yd. run (N. Johnson, kick) (9-64, 4:43)					7	31

Final Individual Statistics																							
Denver Broncos										Seattle Seahawks													
Rushing		Att	Yds	Avg	LG	TD					Rushing		Att	Yds	Avg	LG	TD						
S. Winder		16	59	3.7	35	0					C. Warner		23	99	4.3	15	0						
N. Poole		7	25	3.6	7	0					D. Hughes		3	16	5.3	9	1						
J. Elway		3	16	5.3	11	0					C. Bryant		5	15	3.0	4	0						
G. Willhite		5	16	3.2	6	0					D. Krieg		3	9	3.0	6	0						
C. Sampson		1	8	8.0	8	0					Z. Dixon		3	4	1.3	5	0						
S. Watson		1	1	1.0	1	0					J. Zorn		1	2	2.0	2	0						
TOTAL		33	125	3.8	35	0					TOTAL		38	145	3.8	15	1						
Passing		Att	Cmp	Yds	TD	LG	Int	Rtg.					Passing		Att	Cmp	Yds	TD	LG	Int	Rtg.		
S. DeBerg		19	14	131	2/19	1	22	1	87.8					D. Krieg		13	12	200	2/21	3	41	0	158.3
J. Elway		15	10	123	0/0	0	31	1	64.0														
TOTAL		34	24	254	2/19	1	31	2	77.3					TOTAL		13	12	200	2/21	3	41	0	158.3
Pass Receiving		No		Yds	Avg	LG	TD					Pass Receiving		No		Yds	Avg	LG	TD				
J. Myles		7		73	10.4	18	1					S. Largent		4		76	19.0	34	1				
S. Watson		4		51	12.8	22	0					C. Warner		3		22	7.3	9	0				
N. Poole		4		17	4.3	8	0					P. Johns		2		59	29.5	41	1				
C. Sampson		3		52	17.3	31	0					C. Young		2		38	19.0	28	0				
S. Winder		2		13	6.5	11	0					P. Metzelaars		1		5	5.0	5	1				
Z. Thomas		1		19	19.0	19	0																
R. Egloff		1		16	16.0	16	0																
S. Wilson		1		12	12.0	12	0																
G. Willhite		1		1	1.0	1	0																
TOTAL		24		254	10.6	31	1					TOTAL		12		200	16.7	41	3				
Interceptions		No		Yds	Avg	LG	TD					Interceptions		No		Yds	Avg	LG	TD				
		1		45	45.0	45	0					K. Justin		1		45	45.0	45	0				
		1		0	0.0	0	0					G. Johnson		1		0	0.0	0	0				
TOTAL		0		0	0.0	—	0					TOTAL		2		45	22.5	45	0				
Punting		No	Yds	Avg	Net	TB	In20	LG					Punting		No	Yds	Avg	Net	TB	In20	LG		
L. Prestridge		4	191	47.8	33.3	0	0	49					J. West		3	125	41.7	38.3	0	0	47		
TOTAL		4	191	47.8	33.3	0	0	49					TOTAL		3	125	41.7	38.3	0	0	47		
Punt Returns		No	Yds	Avg	FC	LG	TD					Punt Returns		No	Yds	Avg	FC	LG	TD				
Z. Thomas		3	10	3.3	0	6	0					P. Johns		4	58	14.5	0	19	0				
RETURNS		3	10	3.3	0	6	0					RETURNS		4	58	14.5	0	19	0				
Kickoff Returns		No	Yds	Avg	FC	LG	TD					Kickoff Returns		No	Yds	Avg	FC	LG	TD				
Z. Thomas		4	81	20.3	0	22	0					Z. Dixon		2	43	21.5	0	31	0				
S. Wilson		2	37	18.5	0	20	0																

FINAL TEAM STATISTICS					
	BRONCOS		SEAHAWKS		
TOTAL FIRST DOWNS	21	17	PUNTS Number and Average	4-48	3-42
By Rushing	5	8	Had Blocked	0	0
By Passing	14	9	FGs – PATs Had Blocked	0-0	0-0
By Penalty	2	0	TOTAL RETURN YARDAGE (Not Including Kickoffs)	9-128	8-146
THIRD DOWN EFFICIENCY	9-17-53%	5-10-50%	No. and Yards Punt Returns	3-10	4-58
FOURTH DOWN EFFICIENCY	1-2-50%	1-1-100%	No. and Yards Kickoff Returns	6-118	2-43
TOTAL NET YARDS	360	324	No. and Yards Interception Returns	0-0	2-45
Total Offensive Plays (inc. times thrown passing)	69	53	PENALTIES Number and Yards	5-35	3-34
Average gain per offensive play	5.2	6.1	FUMBLES Number and Lost	1-1	1-0
NET YARDS RUSHING	125	145	TOUCHDOWNS	1	1
Total Rushing Plays	33	38	Rushing	0	4
Average gain per rushing play	3.8	3.8	Passing	1	3
NET YARDS PASSING	235	179	Returns	0	0
Times thrown – yards lost attempting to pass	2-19	2-21	EXTRA POINTS Made-Attempts	1-1	4-4
Gross yards passing	254	200	FIELD GOALS Made-Attempts	0-0	1-1
PASS ATTEMPTS-COMPLETIONS-HAD INTERCEPTED	34-24-2	13-12-0	SAFETIES	0	0
Average gain per pass play (inc. # thrown passing)	6.5	11.9	FINAL SCORE	7	31
			TIME OF POSSESSION	30:57	29:03

Broncos Defensive Statistics																	
(based on unofficial press box statistics)																	
Player	UT	A	TT	S-YDS	I-YDS	PD	FF	FR	Player	UT	A	TT	S-YDS	I-YDS	PD	FF	FR
J. Ryan	6	1	7	0-0	0-0	0	0	0	S. Foley	2	3	5	0-0	0-0	0	0	0
R. Busick	5	1	6	0-0	0-0	0	0	0	R. Jones	2	3	5	0-0	0-0	0	0	0
T. Jackson	5	1	6	0-0	0-0	0	0	0	D. Smith	4	0	4	0-0	0-0	0	0	0
R. Gradishar	4	2	6	0-0	0-0	0	0	0	L. Wright	2	0	2	0-0	0-0	0	0	0
M. Harden	4	2	6	0-0	0-0	0	0	0	K. Woodard	2	0	2	1-1	0-0	0	0	0
B. Chavous	2	4	6	0-0	0-0	0	0	0	B. Manor	1	0	1	1-10	0-0	0	0	0
R. Carter	4	1	5	0-0	0-0	0	0	0	W. Myers	1	0	1	0-0	0-0	0	0	0
D. Latimer	4	1	5	0-0	0-0	0	0	0	TEAM TOTALS	48	19	67	2-21	0-0	0	0	0



Houston 13, Denver 7

Sunday, Dec. 23, 1979 • 3 p.m. CST • Astrodome • Houston

WEATHER: Indoors • ATTENDANCE: 48,776 • TIME: 2:59

1979 AFC Wild Card Playoff Game

Toni Fritsch kicked two field goals that provided the margin of victory as the Houston Oilers played strong second-half defense to defeat the Denver Broncos 13-7 in an AFC Wild Card Playoff Game at the Astrodome in front of 48,776 fans.

Fritsch opened the scoring with a 31-yard first-quarter field goal, which capped an 11-play, 64-yard drive.

Denver came back to take a 7-3 lead later in the opening period on a 7-yard pass from Craig Morton to running back Dave Preston. The scoring drive covered 80 yards on 11 plays.

Houston went ahead to stay on a 3-yard run by Earl Campbell at 14:14 of the second quarter. The scoring drive totaled 74 yards on nine plays, but Campbell was injured on the touchdown run and did not return to action in the second half. Houston took the 10-7 lead into halftime.

After a scoreless third quarter, Denver linebacker Bob Swenson intercepted a Gifford Nielsen pass at the Oilers' 26-yard line midway through the fourth period. However, two sacks of Morton led to a 50-yard field goal attempt by Fred Steinfort that hit the upright.

On the ensuing possession, the Oilers drove for a second field goal by Fritsch, this one from 20 yards that provided the final victory margin for Houston.

Denver drove to the Houston 27-yard line at the 2-minute mark, but the Oilers' defense again rose to the occasion to stifle the threat and secure the win.

Oilers quarterback Dan Pastorini and wide receiver Ken Burrough left the contest due to injuries early in the second half, putting a severe crimp in the Houston attack. But the Broncos were able to move the ball for only 216 yards, and the tenacious Houston defense sacked Morton six times for 40 yards on the afternoon.

Morton finished the game with 144 yards on 14-of-27 passing with one touchdown and one interception. On the ground, Houston's defense held the Broncos to just 51 yards by Otis Armstrong and 29 by Larry Canada. Denver also was limited to 4-of-13 (30.8%) success on third down and was forced to punt six times in the contest.

For Houston, Pastorini threw for 149 yards on 8-of-18 passing with one interception. Campbell rushed for 50 yards on 16 carries and Carpenter added 59 yards on 16 carries.

OFFICIALS:

Referee — Gene Barth (14); **Umpire** — Bob Boylston (101); **Line Judge** — Bill Reynolds (53); **Side Judge** — Royal Cathcart (16); **Head Linesman** — Gil Mace (90); **Back Judge** — Jim Kearney (107); **Field Judge** — Bob Lewis (18).

DENVER BRONCOS

OFFENSE

WR 80 R. Upchurch
LT 70 D. Studdard
LG 62 T. Glassic
C 64 B. Bryan
RG 60 P. Howard
RT 71 C. Minor
TE 88 R. Odoms
WR 25 H. Moses
QB 27 C. Morton
RB 24 O. Armstrong
RB 32 J. Keyworth

DEFENSE

LE 79 B. Chavous
NT 68 R. Carter
RE 66 B. Manor
LOLB 51 B. Swenson
LILB 59 J. Rizzo
RILB 53 R. Gradishar
ROLB 57 T. Jackson
LCB 20 L. Wright
RCB 43 S. Foley
SS 36 B. Thompson
WS 29 B. Jackson

BRONCOS SUBSTITUTIONS: P 11 L. Prestridge, QB 14 N. Weese, K 15 J. Turner, K 19 F. Steinfort, CB 23 C. Pane, RB 30 J. Jensen, RB 35 L. Canada, SS 40 C. West, RB 46. D. Preston, LB 50 J. Ryan, C 55 K. Brown, LB 56 L. Evans, LB 58 R. Nairne, DE 63 J. Grant, G 65 G. Hyde, DT 72 D. Latimer, T 73 K. Clark, WR 81 S. Watson, WR 84 V. Kinney, TE 85 R. Eglolf, TE 88 R. Odoms. **DID NOT PLAY:** QB 12 C. Penrose, S 47 G. Atkinson, DE 78 B. Radford.

HOUSTON OILERS

OFFENSE

WR 00 K. Burrough
LT 74 L. Gray
LG 58 D. Carter
C 55 C. Mauck
RG 60 E. Fisher
RT 70 C. Hayman
TE 86 M. Barber
WR 88 R. Caster
QB 7 D. Pastorini
RB 45 T. Wilson
RB 34 E. Campbell

DEFENSE

DE 69 A. Dorris
MG 78 C. Culp
DE 65 E. Betheta
LB 59 T. Washington
LB 54 G. Bingham
LB 53 A. Stringer
LB 52 R. Brazile
CB 33 J.C. Wilson
CB 27 G. Sternrick
SS 32 V. Perry
WS 37 M. Reinfeldt

OILERS SUBSTITUTIONS: QB 12 G. Werkens, QB 14 G. Nielsen, K 16 T. Fritsch, P 18 C. Parsley, DB 20 B. Currier, DB 21 C. Jefferson, RB 26 R. Carpenter, DB 36 C. Hartwig, RB 42 B. Clark, RB 47 R. Coleman, LB 50 D. Hunt, LB 51 T. Thompson, LB 63 S. Baumgartner, DT 67 M. Stenerud, G 68 T. Randall, MG 71 K. Kennard, DE 75 J. Baker, T 76 M. Towns, WR 81 J. Groth, WR 82 M. Renfro, WR 85 R. Ellander, TE 87 C. Rucker. **DID NOT PLAY:** G 64 G. Reihner.

		1	2	3	4	OT	TOTAL	FIELD GOALS (made () & missed)	
VISITOR	Denver Broncos	7	0	0	0	—	7	F. Steinfort	50HU
HOME	Houston Oilers	3	7	0	3	—	13	T. Fritsch	(31) (20)

Team	Qtr	Clock Time	PLAY DESCRIPTION (Extra Point) (Drive Info)	SCORE
				Visitor Home
OILERS	1	4:58	T. Fritsch 31 yd. Field Goal (11-64, 4:59)	0 3
BRONCOS	1	11:33	D. Preston 7 yd. pass from C. Morton (J. Turner, kick) (11-80, 6:35)	7 3
OILERS	2	14:14	E. Campbell 3 yd. run (T. Fritsch, kick) (9-74, 1:47)	7 10
OILERS	4	10:42	T. Fritsch 20 yd. Field Goal (6-17, 3:35)	7 13

FINAL INDIVIDUAL STATISTICS																					
Denver Broncos										Houston Oilers											
RUSHING	ATT	YDS	AVG	LG	TD					RUSHING	ATT	YDS	AVG	LG	TD						
O. Armstrong	12	51	4.3	15	0					R. Carpenter	16	59	3.7	9	0						
L. Canada	4	29	7.2	13	0					E. Campbell	16	50	3.1	9	1						
D. Preston	9	24	2.7	7	0					T. Wilson	8	21	2.6	5	0						
J. Jensen	4	5	1.2	3	0					R. Coleman	2	5	2.5	4	0						
R. Upchurch	1	3	3.0	3	0																
C. Morton	2	0	0.0	0	0																
TOTAL	32	112	3.5	15	0					TOTAL	42	135	3.2	9	1						
PASSING	ATT	CMP	YDS	TD	LG	IN	Rtg.					PASSING	ATT	CMP	YDS	TD	LG	IN	Rtg.		
C. Morton	27	14	144	6/40	1	25	1	64.4					D. Pastorini	18	8	149	1/11	0	41	1	50.0
													G. Nielsen	4	2	9	0/0	0	6	1	16.7
TOTAL	27	14	144	6/40	1	25	1	64.4					TOTAL	22	10	158	1/11	0	41	2	32.0
PASS RECEIVING	NO	YDS	AVG	LG	TD					PASS RECEIVING	NO	YDS	AVG	LG	TD						
D. Preston	4	40	10.0	12	1					T. Wilson	4	53	13.3	20	0						
H. Moses	3	47	15.7	25	0					R. Carpenter	3	26	8.7	13	0						
O. Armstrong	2	22	11.0	13	0					R. Coleman	1	41	41.0	41	0						
R. Odoms	2	3	1.5	3	0					M. Barber	1	31	31.0	31	0						
R. Egloff	1	17	17.0	17	0					E. Campbell	1	7	7.0	7	0						
J. Jensen	1	11	11.0	11	0																
L. Canada	1	4	4.0	4	0																
TOTAL	14	144	10.3	25	1					TOTAL	10	158	15.8	41	0						
INTERCEPTIONS	NO	YDS	AVG	LG	TD					INTERCEPTIONS	NO	YDS	AVG	LG	TD						
B. Thompson	1	12	12.0	12	0					G. Bingham	1	15	15.0	15	0						
B. Swenson	1	0	0.0	0	0																
TOTAL	2	12	6.0	12	0					TOTAL	1	15	15.0	15	0						
PUNTING	NO	YDS	AVG	NET	TB	IN20	LG					PUNTING	NO	YDS	AVG	NET	TB	IN20	LG		
L. Prestridge	6	266	44.4	37.3	0	3	52					C. Parsley	5	216	43.2	38.2	0	3	49		
TOTAL	6	266	44.4	37.3	0	3	52					TOTAL	5	216	43.2	38.2	0	3	49		
PUNT RETURNS	NO	YDS	AVG	FC	LG	TD					PUNT RETURNS	NO	YDS	AVG	FC	LG	TD				
R. Upchurch	2	25	12.5	0	17	0					R. Ellender	5	42	8.4	1	17	0				
RETURNS	2	25	12.5	0	17	0					RETURNS	5	42	8.4	1	17	0				
KICKOFF RETURNS	NO	YDS	AVG	FC	LG	TD					KICKOFF RETURNS	NO	YDS	AVG	FC	LG	TD				
D. Preston	3	56	18.7	0	22	0					C. Hartwig	1	26	26.0	0	26	0				
R. Upchurch	1	27	27.0	0	27	0															
RETURNS	4	83	20.8	0	27	0					RETURNS	1	26	26.0	0	26	0				
Denver Broncos	Own				Opp.				Out												
FUMBLES	Fum	Lost	Rec.	Yds	TD	FF	Rec.	Yds	TD	Bnds	Houston Oilers	Fum	Lost	Rec.	Yds	TD	FF	Rec.	Yds	TD	Bnds
C. Morton	1	0	1	0	0	0	0	0	0	0											
TOTAL	1	0	1	0	0	0	0	0	0	0	TOTAL	0	0	0	0	0	0	0	0	0	0

FINAL TEAM STATISTICS													
	BRONCOS			OILERS				BRONCOS			OILERS		
TOTAL FIRST DOWNS	17			15			PUNTS Number and Average	5-45			5-43		
By Rushing	7			8			Had Blocked	0			0		
By Passing	9			6			FGs – PATs Had Blocked	0-0			0-0		
By Penalty	1			1			TOTAL RETURN YARDAGE (Not Including Kickoffs)	37			57		
THIRD DOWN EFFICIENCY	4-13-31%			7-17-40%			No. and Yards Punt Returns	2-25			5-42		
FOURTH DOWN EFFICIENCY	0-1-0%			0-1-0%			No. and Yards Kickoff Returns	4-83			1-26		
TOTAL NET YARDS	216			282			No. and Yards Interception Returns	2-12			1-15		
Total Offensive Plays (inc. times thrown passing)	65			65			PENALTIES Number and Yards	7-70			2-19		
Average gain per offensive play	3.3			4.3			FUMBLES Number and Lost	1-0			0-0		
NET YARDS RUSHING	112			135			TOUCHDOWNS	0			0		
Total Rushing Plays	32			42			Rushing	1			1		
Average gain per rushing play	3.5			3.2			Passing	1			0		
NET YARDS PASSING	104			147			Returns	0			0		
Times thrown – yards lost attempting to pass	6-40			1-11			EXTRA POINTS Made-Attempts	1-1			1-1		
Gross yards passing	144			158			FIELD GOALS Made-Attempts	0-1			2-2		
PASS ATTEMPTS-COMPLETIONS-HAD INTERCEPTED	27-14-1			22-10-2			SAFETIES	0			0		
Average gain per pass play (inc. # thrown passing)	3.1			6.4			FINAL SCORE	7			13		
							TIME OF POSSESSION	27:38			32:22		



Pittsburgh 33, Denver 10

Saturday, Dec. 30, 1978 • 2 p.m. MST • Three Rivers Stadium • Pittsburgh

WEATHER: Light Rain, 33°, Wind S 5 mph • ATTENDANCE: 48,921 • TIME: 3:02

1978 AFC Divisional Playoff Game

Two fourth-quarter touchdown passes by Pittsburgh quarterback Terry Bradshaw lifted the Steelers to a 33-10 victory against the Denver Broncos in an AFC Divisional Playoff Game in front of 48,921 fans at Three Rivers Stadium.

Bradshaw threw a 45-yard scoring pass to John Stallworth and a 38-yard touchdown to Lynn Swann in the final period, capping a brilliant performance by the Pittsburgh passer.

The Broncos took a 3-0 lead midway through the first quarter on a 37-yard Jim Turner field goal. The Steelers controlled the game following the score, however, posting 16 unanswered points to build a comfortable lead.

Pittsburgh running back Franco Harris scored his first touchdown of the game on a 1-yard plunge that capped an 8-play, 66-yard drive. After the missed extra point attempt, the Steelers held a 6-3 lead at the 12:27 mark of the first quarter.

The Steelers increased their lead on Harris' second touchdown of the game early in the second quarter. He scored on an 18-yard run that gave Pittsburgh a 13-3 advantage before Roy Gerela's 24-yarder upped its margin to 16-3 later in the quarter.

Denver moved to within six points, 16-10, on a 3-yard Dave Preston touchdown run with two minutes left in the first half. But with just seven seconds remaining in the second quarter, Gerela kicked another field goal, a 27-yarder, that sent the Broncos into the locker room trailing 19-10.

Denver threatened to pull closer in the third quarter, but Turner's 29-yard field goal attempt was blocked.

Early in the fourth quarter, Bradshaw found Stallworth for a 45-yard touchdown pass to cap a 4-play, 71-yard drive. A short time later, Swann hauled in a 38-yard touchdown pass from Bradshaw that put the Steelers ahead 33-10.

Pittsburgh recorded 425 yards of total offense with Bradshaw accounting for 272 through the air. He completed 16-of-29 (55.2%) passes to go along with the two touchdowns. Stallworth led all players with 156 yards on 10 receptions, and Swann finished with 52 yards on two catches.

The eventual World Champion Steelers limited the Broncos' offense to just 218 yards. Broncos quarterback Norris Weese finished the game with 118 yards on 8-of-16 passing and was sacked five times. He also was Denver's leading rusher, accounting for 43 yards on four carries.

OFFICIALS:

Referee — Gene Barth (14); **Umpire** — Gordon Wells (89); **Line Judge** — Bob Beeks (59); **Side Judge** — Royal Cathcart (16); **Head Linesman** — Ed Marion (26); **Back Judge** — John Fouch (45); **Field Judge** — Dick Dolack (31).

DENVER BRONCOS

OFFENSE

WR 82 J. Dolbin
LT 71 C. Minor
LG 62 T. Glassic
C 64 B. Bryan
RG 60 P. Howard
RT 76 T. Neville
TE 88 R. Odoms
WR 25 H. Moses
QB 7 C. Morton
RB 41 R. Lytle
RB 32 J. Keyworth

DEFENSE

LE 79 B. Chavous
NT 68 R. Carter
RE 77 L. Alzado
LOLB 51 B. Swenson
LILB 59 J. Rizzo
RILB 53 R. Gradishar
ROLB 57 T. Jackson
LC 20 L. Wright
RC 43 S. Foley
SS 36 B. Thompson
WS 29 B. Jackson

BRONCOS SUBSTITUTIONS: P 10 B. Dilts, QB 14 N. Weese, K 15 J. Turner, DB 23 C. Pane, DB 27 M. Harvey, RB 33 L. Perrin, RB 35 L. Canada, DB 40 C. West, RB 46. D. Preston, C 50 B. Maples, LB 55 G. Turk, LB 56 L. Evans, LB 58 R. Nairne, DE 63 J. Grant, G 65 G. Hyde, WR 80 R. Upchurch, WR 84 V. Kinney, TE 87 B. Moore. **DID NOT PLAY:** QB 12 C. Penrose, RB 24 O. Armstrong, DE 66 B. Manor, G 67 S. Schindler.

PITTSBURGH STEELERS

OFFENSE

WR 82 J. Stallworth
LT 55 J. Kolb
LG 57 S. Davis
C 52 M. Webster
RG 74 R. Pinney
RT 79 L. Brown
TE 84 R. Grossman
WR 88 L. Swann
QB 12 T. Bradshaw
RB 20 R. Bleier
RB 32 F. Harris

DEFENSE

LE 68 L. Greenwood
LT 75 J. Greene
RT 64 S. Furness
RE 76 J. Banaszak
LLB 59 J. Ham
MLB 58 J. Lambert
RLB 56 R. Cole
LCB 29 R. Johnson
RCB 47 M. Blount
SS 31 D. Shell
FS 23 M. Wagner

STEELERS SUBSTITUTIONS: P 5 C. Colquitt, K 10 R. Gerela, QB 15 M. Kruczek, DB 21 T. Dungy, DB 25 R. Oldham, DB 30 L. Anderson, RB 35 J. Deloplaire, RB 38 S. Thornton, RB 39 R. Moser, LB 51 L. Toews, LB 53 D. Winston, DE 65 T. Beasley, T 66 T. Petersen, DT 67 G. Dunn, DE 69 F. Anderson, G 72 G. Mullins, G 77 S. Courson, DE 78 D. White, WR 83 T. Bell, WR 86 J. Smith, TE 87 J. Mandich. **DID NOT PLAY:** QB 18 C. Stoudt, TE 89 B. Cunningham.

		1	2	3	4	OT	TOTAL	FIELD GOALS (made () & missed)	
VISITOR	Denver Broncos	3	7	0	0	—	10	J. Turner	(37) 29B
HOME	Pittsburgh Steelers	6	13	0	14	—	33	R. Gerela	(24) (27)

Team	Qtr	Clock Time	PLAY DESCRIPTION (Extra Point) (Drive Info)	SCORE Visitor	Home
BRONCOS	1	9:10	J. Turner 37 yd. Field Goal (5-6, 3:41)	3	0
STEELERS	1	12:27	F. Harris 1 yd. run (kick failed) (8-66, 3:17)	3	6
STEELERS	2	1:36	F. Harris 18 yd. run (R. Gerela, kick) (4-43, 2:05)	3	13
STEELERS	2	8:54	R. Gerela 24 yd. Field Goal (8-38, 3:20)	3	16
BRONCOS	2	13:04	D. Preston 3 yd. run (J. Turner, kick) (4-49, 2:00)	10	16
STEELERS	2	14:53	R. Gerela 27 yd. Field Goal (7-45, 1:49)	10	19
STEELERS	4	3:29	J. Stallworth 45 yd. pass from T. Bradshaw (R. Gerela, kick) (4-71, 2:14)	10	26
STEELERS	4	4:03	L. Swann 38 yd. pass from T. Bradshaw (R. Gerela, kick) (2-29, 0:21)	10	33

[illegible]

FINAL TEAM STATISTICS						
	BRONCOS		STEELERS			
TOTAL FIRST DOWNS	15	24	PUNTS Number and Average		6-34	2-36
By Rushing	5	9	Had Blocked		0	0
By Passing	8	11	FGs – PATs Had Blocked		1-10	0-0
By Penalty	2	4	TOTAL RETURN YARDAGE (Not Including Kickoffs)		110	93
THIRD DOWN EFFICIENCY	3-14-21%	6-14-43%	No. and Yards Punt Returns		4-230	4-230
FOURTH DOWN EFFICIENCY	1-2-50%	3-4-75%	No. and Yards Kickoff Returns		6-70	3-65
TOTAL NET YARDS	218	425	No. and Yards Interception Returns		1-10	0-0
Total Offensive Plays (inc. times thrown passing)	55	69	PENALTIES Number and Yards		8-104	11-88
Average gain per offensive play	3.9	6.1	FUMBLES Number and Lost		2-2	4-1
NET YARDS RUSHING	87	153	TOUCHDOWNS		1	2
Total Rushing Plays	27	40	Rushing		1	2
Average gain per rushing play	3.2	3.8	Passing		0	2
NET YARDS PASSING	131	272	EXTRA POINTS Made-Attempts		1-1	3-4
Times thrown – yards lost attempting to pass	6-37	0-0	FIELD GOALS Made-Attempts		1-2	2-2
Gross yards passing	168	272	FIELD SCORE		10	33
PASS ATTEMPTS-COMPLETIONS-HAD INTERCEPTED	22-10-2	29-16-1	TIME OF POSSESSION		29:39	30:21
Average gain per pass play (inc. # thrown passing)	4.8	9.4				

BRONCOS DEFENSIVE STATISTICS																	
(based on unofficial press box statistics)																	
PLAYER	UT	A	TT	S-YDS	I-YDS	PD	FF	FR	PLAYER	UT	A	TT	S-YDS	I-YDS	PD	FF	FR
R. Gradishar	8	5	13	0-0	0-0	0	0	0	J. Grant	3	1	4	0-0	0-0	0	0	0
S. Foley	7	2	9	0-0	0-0	1	0	0	B. Manor	3	1	4	0-0	0-0	0	0	0
B. Swenson	6	3	9	0-0	1-4	1	0	0	B. Thompson	3	1	4	0-0	0-6	1	0	0
J. Rizzo	6	2	8	0-0	0-0	0	0	0	R. Carter	2	1	3	0-0	0-0	0	0	0
L. Wright	5	1	6	0-0	0-0	1	0	0	B. Jackson	2	1	3	0-0	0-0	1	1	0
L. Alzado	4	2	6	0-0	0-0	0	0	0	G. Turk	2	0	2	0-0	0-0	0	0	0
T. Jackson	4	2	6	0-0	0-0	0	0	1	C. West	1	0	1	0-0	0-0	0	0	0
B. Chavous	3	2	5	0-0	0-0	0	0	0	D. Latimer	1	0	1	0-0	0-0	0	0	0
L. Evans	3	1	4	0-0	0-0	0	0	0	TEAM TOTALS	63	25	88	0-0	1-10	6	1	1



Dallas 27, Denver 10

Sunday, Jan. 15, 1978 • 5:17 p.m. CST • Louisiana Superdome • New Orleans

WEATHER: Indoors • ATTENDANCE: 76,400 • TIME: 3:32

Super Bowl XII



The Dallas Cowboys evened their Super Bowl record at 2-2 by defeating the Denver Broncos 27-10

in Super Bowl XII before a sellout crowd of 76,400 fans at the Louisiana Superdome and 90 million television viewers, the largest audience ever to watch a sporting event at the time.

Dallas converted two interceptions by safety Randy Hughes and cornerback Aaron Kyle into 10 points in the first quarter. Efen Herrera added a 43-yard field goal in the second quarter to give the Cowboys a 13-0 halftime advantage.

The Denver offense struggled through the first two quarters. Playing in their first-ever Super Bowl, the Broncos ended the opening half with five giveaways (3 fumbles, 2 interceptions) on their final five possessions.

The Broncos came back momentarily to start the third quarter when Craig Morton engineered a drive to the Cowboys' 30-yard line, where Jim Turner booted a 47-yard field goal to make the score 13-3. After an exchange of punts, Dallas wide receiver Butch Johnson made a spectacular diving catch in the end zone to complete a 45-yard pass from Roger Staubach and put the Cowboys ahead 20-3 at 8:01 of the third quarter.

On the ensuing kickoff, the momentum swung back to the Broncos when Rick Upchurch returned the kick 67 yards to the Dallas 26. Norris Weese relieved Morton at quarterback on the second play of the series with Morton, who was intercepted only eight times during the regular season, having thrown a Super Bowl-record four interceptions in the contest. Weese provided a spark, guiding the Broncos to a touchdown (1-yard run by Rob Lytle) that cut the Dallas lead to 20-10 with 5:39 left in the third.

But Dallas clinched the victory when running back Robert Newhouse threw a 29-yard touchdown pass to Golden Richards on an option play at 7:56 of the fourth quarter.

The Cowboys' offense totaled 325 yards while their defense limited the Broncos to 156 yards for an average of 2.7 yards per play. Dallas also won the time-of-possession battle by posting a 38:34-to-21:26 advantage.

Staubach completed 17-of-25 (68.0%) passes for 183 yards with one touchdown for a 102.6 passer rating. Defensive end Harvey Martin and defensive tackle Randy White, who were named co-MVPs, led a Cowboys defense that posted eight takeaways (4 fumbles, 4 interceptions) for the game.

OFFICIALS:

Referee — Jim Tunney (32); **Umpire** — Joe Connell (57); **Line Judge** — Art Holst (33); **Head Linesman** — Tony Veteri (36); **Back Judge** — Ray Douglas (5); **Field Judge** — Bob Wortman (84).

DENVER BRONCOS

OFFENSE

WR 82 J. Dolbin
LT 74 A. Maurer
LG 62 T. Glassic
C 52 M. Montler
RG 60 P. Howard
RT 71 C. Minor
TE 88 R. Odoms
WR 25 H. Moses
QB 7 C. Morton
RB 24 O. Armstrong
RB 32 J. Keyworth

DEFENSE

LE 79 B. Chavous
NT 68 R. Carter
RE 77 L. Alzado
LOLB 51 B. Swenson
LILB 59 J. Rizzo
RILB 53 R. Gradishar
ROLB 57 T. Jackson
LCB 20 L. Wright
RCB 43 S. Foley
SS 36 B. Thompson
FS 29 B. Jackson

BRONCOS SUBSTITUTIONS: P 10 B. Diltz, QB 14 N. Weese, K 15 J. Turner, DB 21 R. Polt, RB 30 J. Jensen, RB 35 L. Perrin, DB 40 R. Rich, RB 41 R. Lytle, C 50 B. Maples, LB 55 G. Turk, LB 56 L. Evans, LB 58 R. Nairne, DE 63 J. Grant, G 65 G. Hyde, DE 66 B. Manor, DT 70 P. Smith, T 73 H. Allison, WR 80 R. Upchurch, TE 85 R. Egloff, WR 86 J. Schultz. **DID NOT PLAY:** QB 12 C. Penrose. **INACTIVE:** DB 26 L. Riley, G 67 S. Schindler.

DALLAS COWBOYS

OFFENSE

WR 86 B. Johnson
LT 73 R. Neely
LG 68 H. Scott
C 62 J. Fitzgerald
RG 64 T. Rafferty
RT 67 P. Donovan
TE 89 B. DuPree
WR 88 D. Pearson
QB 12 R. Staubach
RB 33 T. Dorsett
RB 44 R. Newhouse

DEFENSE

LE 72 E. Jones
LT 75 J. Pugh
RT 54 R. White
RE 79 H. Martin
LLB 56 T. Henderson
MLB 53 B. Breunig
RLB 50 D.D. Lewis
LCB 31 B. Barnes
RCB 25 A. Kyle
SS 41 C. Waters
FS 43 C. Harris

COWBOYS SUBSTITUTIONS: K 1 E. Herrera, QB/P 11 D. White, DB 20 M. Renfro, RB 21 D. Dennison, RB 26 P. Pearson, RB 35 S. Laidlaw, RB 36 L. Brinson, S 42 R. Hughes, CB 46 M. Washington, LB 57 B. Huther, LB 58 M. Hegman, LB 59 G. Brown, OL 61 J. Cooper, DL 63 L. Cole, DE 65 D. Stalls, G 66 B. Lawless, T 70 R. Wright, T 71 A. Frederick, DL 77 B. Gregory, WR 80 T. Hill, WR 83 G. Richards. **INACTIVE:** QB 18 G. Careno, TE 87 J. Saldi.

		1	2	3	4	OT	TOTAL		FIELD GOALS (made () & missed)
VISITOR	Dallas Cowboys	10	3	7	7	—	27		E. Herrera (35) (43) 43WL 32WR 44WL
HOME	Denver Broncos	0	0	10	0	—	10		J. Turner (47)

Team	Qtr	Clock Time	PLAY DESCRIPTION (Extra Point) (Drive Info)	SCORE	
				Visitor	Home
COWBOYS	1	10:31	T. Dorsett 3 yd. run (E. Herrera, kick) (5-25, 2:40)	7	0
COWBOYS	1	13:29	E. Herrera 35 yd. Field Goal (6-17, 1:56)	10	0
COWBOYS	2	3:44	E. Herrera 43 yd. Field Goal (8-32, 3:31)	13	0
BRONCOS	3	2:28	J. Turner 47 yd. Field Goal (9-35, 2:28)	13	3
COWBOYS	3	8:01	B. Johnson 45 yd. pass from R. Staubach (E. Herrera, kick) (6-58, 2:29)	20	3
BRONCOS	3	9:21	R. Lytle 1 yd. run (J. Turner, kick) (5-26, 1:20)	20	10
COWBOYS	4	7:56	G. Richards 29 yd. pass from R. Newhouse (E. Herrera, kick) (1-29, 0:07)	27	10

FINAL INDIVIDUAL STATISTICS

Dallas Cowboys											Denver Broncos																										
RUSHING	ATT	YDS	AVG	LG	TD							RUSHING	ATT	YDS	AVG	LG	TD																				
T. Dorsett	15	66	4.4	19	1							R. Lytle	10	35	3.5	16	1																				
R. Newhouse	14	55	3.9	10	0							O. Armstrong	7	27	3.9	18	0																				
D. White	1	13	13.0	13	0							N. Weese	3	26	8.7	10	0																				
P. Pearson	3	11	3.7	5	0							J. Jensen	1	16	16.0	16	0																				
R. Staubach	3	6	2.0	5	0							J. Keyworth	5	9	1.8	6	0																				
S. Laidlaw	1	1	1.0	1	0							L. Perrin	3	8	2.7	4	0																				
B. Johnson	1	-9	-9.0	-9	0																																
TOTAL	38	143	3.8	19	1							TOTAL	29	121	4.2	18	1																				
PASSING	ATT	CMP	YDS	TKD/YD	TD	LG	IN	Rtg.																													
R. Staubach	25	17	183	5/35	1	45	0	102.6																													
D. White	2	1	5	0/0	0	5	0	56.3																													
R. Newhouse	1	1	29	0/0	1	29	0	158.3																													
TOTAL	28	19	217	5/35	2	45	0	114.7																													
PASS RECEIVING	NO	YDS	AVG	LG	TD							PASS RECEIVING	NO	YDS	AVG	LG	TD																				
P. Pearson	5	37	7.4	11	0							J. Dolbin	2	24	12.0	15	0																				
B. DuPree	4	66	16.5	19	0							R. Odoms	2	9	4.5	10	0																				
R. Newhouse	3	-1	-0.3	5	0							H. Moses	1	21	21.0	21	0																				
B. Johnson	2	53	26.5	45	1							R. Upchurch	1	9	9.0	9	0																				
G. Richards	2	38	19.0	29	1							J. Jensen	1	5	5.0	5	0																				
T. Dorsett	2	11	5.5	15	0							L. Perrin	1	-7	-7.0	-7	0																				
D. Pearson	1	13	13.0	13	0																																
TOTAL	19	217	11.4	45	2							TOTAL	8	61	7.6	21	0																				
INTERCEPTIONS	NO	YDS	AVG	LG	TD							INTERCEPTIONS	NO	YDS	AVG	LG	TD																				
M. Washington	1	27	27.0	27	0																																
A. Kyle	1	19	19.0	19	0																																
B. Barnes	1	0	0.0	0	0																																
R. Hughes	1	0	0.0	0	0																																
TOTAL	4	46	11.5	27	0							TOTAL	0	0	0.0	—	0																				
PUNTING	NO	YDS	AVG	NET	TB	IN20	LG																														
D. White	5	208	41.6	37.2	0	0	53																														
TOTAL	5	208	41.6	37.2	0	0	53																														
PUNT RETURNS	NO	YDS	AVG	FC	LG	TD							PUNT RETURNS	NO	YDS	AVG	FC	LG	TD																		
T. Hill	1	0	0.0	1	0	0							R. Upchurch	3	22	7.3	0	8	0																		
													J. Schultz	1	0	0.0	0	0	0																		
RETURNS	1	0	0.0	1	0	0							RETURNS	4	22	5.5	0	8	0																		
KICKOFF RETURNS	NO	YDS	AVG	FC	LG	TD							KICKOFF RETURNS	NO	YDS	AVG	FC	LG	TD																		
B. Johnson	2	29	14.5	0	15	0							R. Upchurch	3	94	31.3	0	67	0																		
L. Brinson	1	22	22.0	0	22	0							J. Schultz	2	62	31.0	0	37	0																		
													J. Jensen	1	17	17.0	0	17	0																		
RETURNS	3	51	17.0	0	22	0							RETURNS	6	173	28.8	0	67	0																		
Dallas Cowboys FUMBLES	Fum	Lost	Rec.	Yds	TD	Opp. F	FF	Rec.	Yds	TD	Opp. Bnds													Denver Broncos FUMBLES	Fum	Lost	Rec.	Yds	TD	Opp. F	FF	Rec.	Yds	TD	Opp. Bnds		
B. Johnson	2	0	2	0	0	0	0	0	0	0	0													J. Schultz	1	1	0	0	0	0	0	0	0	0	0	0	
T. Hill	1	0	1	0	0	0	0	0	0	0	0													J. Dolbin	1	1	0	0	0	0	0	0	0	0	0	0	
T. Dorsett	1	1	0	0	0	0	0	0	0	0	0													R. Odoms	1	1	0	0	0	0	0	0	0	0	0	0	
B. DuPree	1	1	0	0	0	0	0	0	0	0	0													N. Weese	1	1	0	0	0	0	0	0	0	0	0	0	
R. Staubach	1	0	0	0	0	0	0	0	0	0	0													T. Jackson	0	0	0	0	0	0	0	1	0	0	0	0	
J. Fitzgerald	0	0	1	0	0	0	0	0	0	0	0													R. Carter	0	0	0	0	0	0	0	1	0	0	0	0	
B. Huther (1-0), R. Hughes (2-21) and A. Kyle (1-0) had opponent recoveries																								TOTAL	4	4	0	0	0	0	0	2	0	0	0	0	

FINAL TEAM STATISTICS													
COWBOYS					BRONCOS								
TOTAL FIRST DOWNS					17	11	PUNTS Number and Average					5-42	4-38
By Rushing					8	8	Had Blocked					0	0
By Passing					8	1	FGs – PATs Had Blocked					0-0	0-0
By Penalty					1	2	TOTAL RETURN YARDAGE (Not Including Kickoffs)					97	195
THIRD DOWN EFFICIENCY					6-171-35%	3-14-21%	No. and Yards Punt Returns					1-0	4-22
FOURTH DOWN EFFICIENCY					1-11-100%	3-4-75%	No. and Yards Kickoff Returns					3-51	6-173
TOTAL NET YARDS					325	156	No. and Yards Interception Returns					4-46	0-0
Total Offensive Plays (inc. times thrown passing)					71	58	PENALTIES Number and Yards					12-94	8-60
Average gain per offensive play					4.6	2.7	FUMBLES Number and Lost					6-2	4-4
NET YARDS RUSHING					143	121	TOUCHDOWNS					3	1
Total Rushing Plays					38	29	Rushing					1	0
Average gain per rushing play					3.8	4.2	Passing					2	0
NET YARDS PASSING					182	35	Returns					0	0
Times thrown – yards lost attempting to pass					5-35	4-26	EXTRA POINTS Made-Attempts					3-3	1-1
Gross yards passing					217	61	FIELD GOALS Made-Attempts					2-5	1-1
PASS ATTEMPTS-COMPLETIONS-HAD INTERCEPTED					28-19-0	25-8-4	SAFETIES					0	0
Average gain per pass play (inc. # thrown passing)					6.6	2.1	FINAL SCORE					27	10
							TIME OF POSSESSION					38:34	21:26



Denver 20, Oakland 17

Sunday, Jan. 1, 1978 • 12 p.m. MST • Mile High Stadium • Denver

WEATHER: Mostly Sunny, 18°, Wind NE 3 mph • ATTENDANCE: 74,982 • TIME: 2:55

1977 AFC Championship Game

Denver quarterback Craig Morton threw two touchdown passes to wide receiver Haven Moses that helped the Broncos defeat the defending Super Bowl champion Oakland Raiders 20-17 in the AFC Championship Game in front of 74,982 fans at Mile High Stadium.

Morton completed 10-of-20 (50.0%) passes for 224 yards with two touchdowns and one interception, guiding the Broncos to their first-ever Super Bowl berth. The win was the Broncos' second against the Raiders in three meetings with the club during the 1977 season.

The Raiders scored on their initial possession when Errol Mann kicked a 20-yard field goal to end an 18-play, 54-yard drive 10:34 into the first quarter. Morton connected with Moses for the Broncos' first touchdown two plays later on a 74-yard scoring pass, giving Denver a 7-3 advantage. Despite several Raiders comeback attempts, the Broncos did not surrender the lead for the remainder of the game.

Denver took advantage of two costly Oakland turnovers to increase its lead in the second half. Defensive end Brisson Manor recovered running back Clarence Davis' fumble at the Oakland 17, and running back Jon Keyworth scored from the 1-yard line to increase the Broncos' lead to 14-3 at 6:23 of the third quarter.

Oakland quarterback Ken Stabler found tight end Dave Casper for the first of two scoring passes, a 7-yarder, to narrow the Denver lead to 14-10 with 39 seconds elapsed in the final period. On Oakland's next possession, linebacker Bob Swenson intercepted a Stabler pass to put the Broncos in position for another score. Morton then threw a 12-yard touchdown pass to Moses for the Broncos' final score at 7:17 of the period, giving the club a 20-10 advantage.

Oakland finished the scoring on its next series when Stabler threw a 17-yard touchdown pass to Casper with less than four minutes to play. Denver controlled the ball for the final 3:08 and gave Red Miller the AFC title in his first year as head coach.

Moses, a 10-year veteran, led all players with 168 yards on five catches (33.6 avg.) with two touchdowns. On the ground, Denver ran 37 times and used a balanced attack to gain 91 yards with Lonnie Perrin leading the way (11 carries, 42 yards).

The Denver defense, which was No. 1 in the NFL against the run during the regular season, held the Raiders to 94 rushing yards (2.6 avg.) and limited Oakland to just 204 passing yards while adding one interception and one sack.

OFFICIALS:

Referee — Chuck Heberling (46); Umpire — Ralph Morcroft (15); Line Judge — Bruce Alford (24); Head Linesman — Ed Marion (26); Back Judge — Stan Javie (29); Field Judge — Arman Terzian (23).

DENVER BRONCOS

OFFENSE

WR 82 J. Dolbin
LT 74 A. Maurer
LG 62 T. Glassic
C 52 M. Montler
RG 60 P. Howard
RT 71 C. Minor
TE 88 R. Odoms
WR 25 H. Moses
QB 7 C. Morton
RB 41 R. Lytle
RB 32 J. Keyworth

DEFENSE

DE 79 B. Chavous
NT 68 R. Carter
DE 77 L. Alzado
LB 53 R. Gradishar
LB 51 B. Swenson
LB 57 T. Jackson
LB 59 J. Rizzo
LCB 20 L. Wright
RCB 43 S. Foley
S 36 B. Thompson
S 29 B. Jackson

BRONCOS SUBSTITUTIONS: P 10 B. Dilts, QB 14 N. Weese, K 15 J. Turner, DB 21 R. Polt, RB 24 O. Armstrong, RB 30 J. Jensen, RB 35 L. Perrin, DB 40 R. Rich, RB 41 R. Lytle, C 50 B. Maples, LB 55 G. Turk, LB 56 L. Evans, LB 58 R. Nairne, DE 63 J. Grant, G 65 G. Hyde, DE 66 B. Manor, G 67 S. Schindler, DT 70 P. Smith, WR 80 R. Upchurch, TE 85 R. Egloff, WR 86 J. Schultz. **DID NOT PLAY:** QB 12 C. Penrose. **INACTIVE:** DB 26 L. Riley, T 73 H. Allison.

OAKLAND RAIDERS

OFFENSE

WR 21 C. Branch
LT 78 A. Shell
LG 63 G. Upshaw
C 50 D. Dalby
RG 64 G. Buehler
RT 70 H. Lawrence
TE 87 D. Casper
WR 25 F. Biletnikoff
QB 12 K. Stabler
RB 28 C. Davis
RB 30 M. van Eeghen

DEFENSE

LE 72 J. Matuszak
ME 74 D. Rowe
RE 60 O. Sistrunk
LB 52 F. Rice
LB 58 M. Johnson
LB 59 W. Hall
LB 83 T. Hendricks
CB 37 L. Hayes
CB 24 W. Brown
S 26 S. Thomas
S 32 J. Tatum

RAIDERS SUBSTITUTIONS: P 1 R. Guy, QB 11 D. Humm, K 14 E. Mann, DB 20 N. Colzie, DB 22 J. Warren, RB 29 H. Ginn, RB 31 C. Garrett, RB 35 T. Robiskie, RB 40 P. Banaszak, DB 42 S. Jackson, TE 46 W. Bankston, WR 49 Siani, LB 52 F. Rice, LB 56 J. Barnes, LB 57 R. McClanahan, G 65 M. Marvin, C 66 S. Sylvester, DE 67 P. Toomay, DT 76 M. McCoy, WR 81 M. Bradshaw. **DID NOT PLAY:** QB 15 M. Rae, G 75 Vella. **INACTIVE:** LB 53 R. Martin, TE 88 T. Kwalick.

		1	2	3	4	OT	TOTAL	FIELD GOALS (made () & missed)			
VISITOR	Oakland Raiders	3	0	0	14	—	17	E. Mann	(20)	19HU	
HOME	Denver Broncos	7	0	7	6	—	20	J. Turner	40WL	21 WR	44WL
Team	Qtr	Clock Time	PLAY DESCRIPTION (Extra Point) (Drive Info)								SCORE Visitor Home
RAIDERS	1	10:34	E. Mann 20 yd. Field Goal (18-54, 7:44)								3 0
BRONCOS	1	11:01	H. Moses 74 yd. pass from C. Morton (J. Turner, kick) (2-69, 0:27)								3 7
BRONCOS	3	6:23	J. Keyworth 1 yd. run (J. Turner, kick) (4-17, 1:48)								3 14
RAIDERS	4	0:39	D. Casper 7 yd. pass from K. Stabler (E. Mann, kick) (6-48, 2:25)								10 14
BRONCOS	4	7:17	H. Moses 12 yd. pass from C. Morton (pass failed) (3-17, 1:29)								10 20
RAIDERS	4	11:44	D. Casper 17 yd. pass from K. Stabler (E. Mann, kick) (8-74, 4:17)								17 20

FINAL INDIVIDUAL STATISTICS

Oakland Raiders										Denver Broncos											
RUSHING	ATT	YDS	AVG	LG	TD					RUSHING	ATT	YDS	AVG	LG	TD						
M. van Eeghen	20	71	3.6	13	0					L. Perrin	11	42	3.8	10	0						
P. Banaszak	7	22	3.1	9	0					R. Lytle	7	26	3.7	8	0						
C. Davis	9	1	0.1	6	0					J. Keyworth	8	19	2.4	7	1						
										O. Armstrong	7	16	2.3	8	0						
										J. Jensen	1	2	2.0	2	0						
										C. Morton	2	-4	-2.0	-2	0						
										H. Moses	1	-10	-10.0	-10	0						
TOTAL	36	94	2.6	13	0					TOTAL	37	91	2.5	10	1						
PASSING	ATT	CMP	YDS	TKD/ YD	TD	LG	IN	Rtg.		PASSING	ATT	CMP	YDS	TKD/ YD	TD	LG	IN	Rtg.			
K. Stabler	35	17	215	1/11	2	26	1	75.3		C. Morton	20	10	224	1/7	2	74	1	102.9			
TOTAL	35	17	215	1/11	2	26	1	75.3		TOTAL	20	10	224	1/7	2	74	1	102.9			
PASS RECEIVING	NO	YDS	AVG	LG	TD						PASS RECEIVING	NO	YDS	AVG	LG	TD					
D. Casper	5	71	14.2	26	2						H. Moses	5	168	33.6	74	2					
F. Biletnikoff	4	38	9.5	15	0						L. Perrin	2	20	10.0	16	0					
C. Branch	3	59	19.7	24	0						J. Jensen	1	20	20.0	20	0					
M. van Eeghen	2	8	4.0	5	0						R. Odoms	1	13	13.0	13	0					
M. Bradshaw	1	25	25.0	25	0						J. Keyworth	1	3	3.0	3	0					
M. Siani	1	12	12.0	12	0																
P. Banaszak	1	2	2.0	2	0																
TOTAL	17	215	12.6	26	2						TOTAL	10	224	22.4	74	2					
INTERCEPTIONS	NO	YDS	AVG	LG	TD						INTERCEPTIONS	NO	YDS	AVG	LG	TD					
F. Rice	1	11	11.0	11	0						B. Swenson	1	14	14.0	14	0					
TOTAL	1	11	11.0	11	0						TOTAL	1	14	14.0	14	0					
PUNTING	NO	YDS	AVG	NET	TB	IN20	LG			PUNTING	NO	YDS	AVG	NET	TB	IN20	LG				
R. Guy	5	180	36.0	25.6	2	0	44			B. Dilts	4	163	40.8	39.5	0	1	55				
TOTAL	5	180	36.0	25.6	2	0	44			TOTAL	4	163	40.8	39.5	0	1	55				
PUNT RETURNS	NO	YDS	AVG	FC	LG	TD				PUNT RETURNS	NO	YDS	AVG	FC	LG	TD					
C. Garrett	2	5	2.5	0	5	0				R. Upchurch	2	12	6.0	0	9	0					
RETURNS	2	5	2.5	0	5	0				RETURNS	2	12	6.0	0	9	0					
KICKOFF RETURNS	NO	YDS	AVG	FC	LG	TD				KICKOFF RETURNS	NO	YDS	AVG	FC	LG	TD					
C. Garrett	3	111	37.0	0	62	0				R. Upchurch	2	33	16.5	0	18	0					
C. Davis	1	25	25.0	0	25	0				J. Schultz	1	20	20.0	0	20	0					
										R. Lytle	1	14	14.0	0	14	0					
RETURNS	4	136	34.0	0	62	0				RETURNS	4	67	16.8	0	20	0					
Oakland Raiders	Own				Opp.				Out		Denver Broncos	Own				Opp.				Out	
FUMBLES	Fum	Lost	Rec.	Yds	TD	FF	Rec.	Yds	TD	Bnds	FUMBLES	Fum	Lost	Rec.	Yds	TD	FF	Rec.	Yds	TD	Bnds
C. Davis	1	1	0	0	0	0	0	0	0	0	B. Manor	0	0	0	0	0	1	0	0	0	0
C. Garrett	1	1	0	0	0	0	0	0	0	0	L. Evans	0	0	0	0	0	1	0	0	0	0
TOTAL	2	2	0	0	0	0	0	0	0	0	TOTAL	0	0	0	0	0	2	0	0	0	0

FINAL TEAM STATISTICS

	RAIDERS		BRONCOS			RAIDERS		BRONCOS	
TOTAL FIRST DOWNS	20		16		PUNTS Number and Average	5-36		4-41	
By Rushing	6		6		Had Blocked	0		0	
By Passing	11		8		FGs – PATs Had Blocked	0-0		0-0	
By Penalty	3		2		TOTAL RETURN YARDAGE (Not Including Kickoffs)	152		93	
THIRD DOWN EFFICIENCY	7-16-44%		5-13-39%		No. and Yards Punt Returns	2-5		2-12	
FOURTH DOWN EFFICIENCY	1-1-100%		0-0-0%		No. and Yards Kickoff Returns	4-136		4-67	
TOTAL NET YARDS	298		308		No. and Yards Interception Returns	1-11		1-14	
Total Offensive Plays (inc. times thrown passing)	72		58		PENALTIES Number and Yards	2-6		8-46	
Average gain per offensive play	4.1		5.3		FUMBLES Number and Lost	2-2		0-0	
NET YARDS RUSHING	94		91		TOUCHDOWNS	2		3	
Total Rushing Plays	36		37		Rushing	0		1	
Average gain per rushing play	2.6		2.5		Passing	2		2	
NET YARDS PASSING	204		217		Returns	0		0	
Times thrown – yards lost attempting to pass	1-11		1-7		EXTRA POINTS Made-Attempts	2-2		2-3	
Gross yards passing	215		224		FIELD GOALS Made-Attempts	1-2		0-3	
PASS ATTEMPTS-COMPLETIONS-HAD INTERCEPTED	35-17-1		20-10-1		SAFETIES	0		0	
Average gain per pass play (inc. # thrown passing)	5.7		10.3		FINAL SCORE	17		20	
					TIME OF POSSESSION	32:59		27:21	



Denver 34, Pittsburgh 21

Sunday, Dec. 24, 1977 • 2 p.m. MST • Mile High Stadium • Denver

WEATHER: Sunny, 43°, Wind E 9 mph • ATTENDANCE: 75,011 • TIME: 3:15

1977 AFC Divisional Playoff Game

After ties at 7, 14 and 21, Jim Turner kicked a 44-yard field goal in the fourth quarter that put Denver ahead to stay as the Broncos beat the Pittsburgh Steelers 34-21 in an AFC Divisional Playoff Game in front of 75,011 fans at Mile High Stadium.

Denver, in its first-ever playoff game, took a 7-0 lead when running back Rob Lytle broke through the Steelers' defense to score on a 7-yard run midway through the first quarter. The score came four plays after a Steelers punt was blocked by John Schultz and recovered at Pittsburgh's 17-yard line.

Pittsburgh pulled even in the second quarter when quarterback Terry Bradshaw scampered in for a 1-yard score. Later in the period, linebacker Tom Jackson recovered a fumble at Pittsburgh's 10-yard line that set up a 10-yard touchdown run by Otis Armstrong on the next play to give Denver a 14-7 lead. The teams entered halftime tied at 14 after Franco Harris scored on a 1-yard touchdown run late in the second quarter.

The Broncos regained the lead, 21-14, when Riley Odoms hauled in a 30-yard pass from Craig Morton for a third-quarter touchdown. Pittsburgh answered early in the fourth quarter with a 1-yard touchdown pass from Bradshaw to Larry Brown.

Midway through the final quarter, Denver went on top to stay on the strength of a 44-yard field goal by Turner. On their next drive, the Broncos opened up a 6-point lead when Turner hit a 25-yard field goal with just less than six minutes left in the game. Denver then put the contest out of reach when Morton tossed his second touchdown of the game on a strike to Jack Dolbin from 34 yards out. The score was set up after Jackson intercepted his second pass of the game, giving the Broncos the ball on Pittsburgh's 33-yard line.

Morton finished the game completing 11-of-23 passes for 164 yards with two touchdowns as the Broncos racked up 258 yards of offense against one of the NFL's top defenses. Odoms led all players with five receptions for 43 yards, and Moses chipped in 45 receiving yards on two catches.

Denver's "Orange Crush" defense kept the Steelers off balance all game, holding Bradshaw to just 177 passing yards on 19-of-37 attempts and intercepting him three times. Jackson posted three takeaways (2 interceptions, 1 fumble) while Broncos safety Billy Thompson registered a team-high 13 tackles, including 10 solo stops, to help the club earn the first postseason win in franchise history.

OFFICIALS:

Referee — Gene Barth (14); **Umpire** — Paul Trepinski (22); **Line Judge** — Royal Cathcart (16); **Head Linesman** — Frank Glover (85); **Back Judge** — Bob Rice (80); **Field Judge** — Ed Merrifield (76).

DENVER BRONCOS

OFFENSE

WR 25 H. Moses
LT 74 A. Maurer
LG 62 T. Glassic
C 52 M. Montler
RG 60 P. Howard
RT 71 C. Minor
TE 88 R. Odoms
WR 82 J. Dolbin
QB 7 C. Morton
RB 41 R. Lytle
RB 32 J. Keyworth

DEFENSE

LE 79 B. Chavous
NT 68 R. Carter
RE 77 L. Alzado
LB 51 B. Swenson
LB 53 R. Gradishar
LB 57 T. Jackson
LB 59 J. Rizzo
LCB 20 L. Wright
RCB 43 S. Foley
S 36 B. Thompson
S 29 B. Jackson

BRONCOS SUBSTITUTIONS: P 10 B. Dilts, QB 14 N. Weese, K 15 J. Turner, DB 21 R. Polti, RB 24 O. Armstrong, RB 30 J. Jensen, DB 40 R. Rich, RB 41 R. Lytle, C 50 B. Maples, LB 55 G. Turk, LB 56 L. Evans, LB 58 R. Nairne, DE 63 J. Grant, G 65 G. Hyde, DE 66 B. Manor, G 67 S. Schindler, DT 70 P. Smith, WR 80 R. Upchurch, TE 85 R. Egloff, WR 86 J. Schultz. **DID NOT PLAY:** QB 12 C. Penrose, RB 35 L. Perrin. **INACTIVE:** DB 26 L. Riley, T 73 H. Allison.

PITTSBURGH STEELERS

OFFENSE

WR 82 J. Stallworth
LT 57 S. Davis
LG 55 J. Kolb
C 52 M. Webster
RG 50 J. Clack
RT 74 R. Pinney
TE 79 L. Brown
WR 88 L. Swann
QB 12 T. Bradshaw
RB 20 R. Bleier
RB 32 F. Harris

DEFENSE

LE 64 S. Furness
LT 75 J. Greene
RT 63 E. Holmes
RE 78 D. White
LB 59 J. Ham
LB 56 J. Lambert
LB 51 L. Toews
CB 24 J.T. Thomas
CB 45 J. Allen
S 31 D. Shell
S 27 G. Edwards

STEELERS SUBSTITUTIONS: K 10 R. Gerela, QB 16 N. Graff, P 17 R. Engles, DB 21 T. Dungy, RB 28 A. Maxson, DB 29 B. Sexton, RB 38 S. Thornton, RB 46 R. Harrison, LB 53 D. Winston, LB 54 D. LaCrosse, LB 56 R. Cole, LB 60 B. Cousino, T 66 T. Peterson, DE 68 L. Greenwood, G 72 G. Mullins, T 74 R. Pinney, TE 84 R. Grossman, WR 85 E. Pough, WR 86 J. Smith, TE 89 B. Cunningham. **DID NOT PLAY:** WR 43 F. Lewis, CB 47 M. Blount. **INACTIVE:** QB 18 C. Stoudt, RB 36 J. Deloplaine.

		1	2	3	4	OT	TOTAL	FIELD GOALS (made () & missed)	
VISITOR	Pittsburgh Steelers	0	14	0	7	—	21		
HOME	Denver Broncos	7	7	7	13	—	34	J. Turner (44) (25)	

Team	Qtr	Clock Time	PLAY DESCRIPTION (Extra Point) (Drive Info)	SCORE Visitor	Home
BRONCOS	1	8:47	R. Lytle 7 yd. run (J. Turner, kick) (4-17, 1:56)	0	7
STEELERS	2	5:59	T. Bradshaw 1 yd. run (R. Gerela, kick) (11-56, 5:10)	7	7
BRONCOS	2	10:45	O. Armstrong 10 yd. run (J. Turner, kick) (1-10, 0:04)	7	14
STEELERS	2	13:19	F. Harris 1 yd. run (R. Gerela, kick) (9-65, 2:35)	14	14
BRONCOS	3	13:36	R. Odoms 30 yd. pass from C. Morton (J. Turner, kick) (4-41, 1:01)	14	21
STEELERS	4	4:05	L. Brown 1 yd. pass from T. Bradshaw (R. Gerela, kick) (4-61, 1:42)	21	21
BRONCOS	4	7:43	J. Turner 44 yd. Field Goal (7-39, 3:29)	21	24
BRONCOS	4	9:50	J. Turner 25 yd. Field Goal (4-2, 1:36)	21	27
BRONCOS	4	13:16	J. Dolbin 34 yd. pass from C. Morton (J. Turner, kick) (2-33, 0:13)	21	34

FINAL INDIVIDUAL STATISTICS

Pittsburgh Steelers										Denver Broncos									
RUSHING	ATT	YDS	AVG	LG	TD					RUSHING	ATT	YDS	AVG	LG	TD				
F. Harris	28	92	3.3	20	1					O. Armstrong	11	44	4.0	29	1				
T. Bradshaw	4	21	5.3	11	1					R. Lyle	12	26	2.2	7	1				
R. Bleier	7	14	2.0	5	0					J. Keyworth	5	20	4.4	6	0				
										J. Jensen	4	13	3.3	5	0				
										C. Morton	5	0	0.0	6	0				
TOTAL	39	127	3.3	20	2					TOTAL	37	103	2.8	29	2				
PASSING	ATT	CMP	YDS	TKD/YD	TD	LG	IN	Rtg.		PASSING	ATT	CMP	YDS	TKD/YD	TD	LG	IN	Rtg.	
T. Bradshaw	37	19	177	0/0	1	48	3	40.0		C. Morton	23	11	164	1/9	2	34	0	100.6	
TOTAL	37	19	177	0/0	1	48	3	40.0		TOTAL	23	11	164	1/9	2	34	0	100.6	
PASS RECEIVING	NO	YDS	AVG	LG	TD					PASS RECEIVING	NO	YDS	AVG	LG	TD				
J. Stallworth	4	80	20.0	48	0					R. Odoms	5	43	8.6	30	1				
F. Harris	4	20	5.0	12	0					H. Moses	2	45	22.5	27	0				
B. Cunningham	3	42	14.0	19	0					J. Jensen	2	33	16.5	29	0				
A. Maxson	3	11	3.7	10	0					J. Dolbin	1	34	34.0	34	1				
R. Bleier	2	10	5.0	7	0					O. Armstrong	1	9	9.0	9	0				
R. Grossman	1	7	7.0	7	0														
L. Swann	1	6	6.0	6	0														
L. Brown	1	1	1.0	1	1														
TOTAL	19	177	9.3	48	1					TOTAL	11	164	14.9	34	2				
INTERCEPTIONS	NO	YDS	AVG	LG	TD					INTERCEPTIONS	NO	YDS	AVG	LG	TD				
										T. Jackson	2	49	24.5	32	0				
										B. Jackson	1	15	15.0	15	0				
TOTAL	0	0	0.0	—	0					TOTAL	3	64	21.3	32	0				
PUNTING	NO	YDS	AVG	NET	TB	IN20	LG			PUNTING	NO	YDS	AVG	NET	TB	IN20	LG		
R. Engles	5	204	40.8	38.4	0	0	55			B. Dilts	5	188	37.6	31.4	0	1	41		
TOTAL	5	204	40.8	38.4	0	0	55			TOTAL	5	188	37.6	31.4	0	1	41		
PUNT RETURNS	NO	YDS	AVG	FC	LG	TD				PUNT RETURNS	NO	YDS	AVG	FC	LG	TD			
J. Smith	4	31	7.8	1	17	0				B. Thompson	2	5	2.5	0	3	0			
										J. Schultz	1	4	4.0	0	4	0			
										R. Upchurch	1	3	3.0	1	3	0			
RETURNS	4	31	7.8	1	17	0				RETURNS	4	12	3.0	1	4	0			
KICKOFF RETURNS	NO	YDS	AVG	FC	LG	TD				KICKOFF RETURNS	NO	YDS	AVG	FC	LG	TD			
J. Smith	4	80	20.0	0	34	0				R. Upchurch	3	58	19.3	0	26	0			
A. Maxson	1	24	24.0	0	24	0				J. Schultz	1	27	27.0	0	27	0			
RETURNS	5	104	20.8	0	34	0				RETURNS	4	85	21.3	0	27	0			
Pittsburgh Steelers	Own	Yds	TD	Opp.	FF	Rec.	Yds	TD	Out	Denver Broncos	Own	Yds	TD	Opp.	FF	Rec.	Yds	TD	Out
FUMBLES	Fum	Lost	Rec.						Bnds	FUMBLES	Fum	Lost	Rec.						Bnds
B. Cunningham	1	0	1	0	0	0	0	0	0	R. Gradishar	1	0	0	0	0	1	5	0	0
F. Harris	1	1	0	0	0	0	0	0	0	T. Jackson	0	0	1	25	0	0	0	0	0
J. Greene	0	0	0	0	0	1	0	0	0	J. Keyworth	1	1	0	0	0	0	0	0	0
										B. Thompson	1	0	0	0	0	0	0	0	0
										S. Foley	0	0	1	0	0	0	0	0	0
										L. Alzado	0	0	0	0	1	0	0	0	0
TOTAL	2	1	1	0	0	0	1	0	0	TOTAL	3	1	2	25	0	1	1	5	0

FINAL TEAM STATISTICS

STEELERS										BRONCOS									
TOTAL FIRST DOWNS					18					15					6-34				
By Rushing					10					5					1				
By Passing					8					9					0-0				
By Penalty					0					1					135				
THIRD DOWN EFFICIENCY					11-22-50%					4-13-31%					4-31				
FOURTH DOWN EFFICIENCY					1-2-50%					0-1-0%					5-104				
TOTAL NET YARDS					304					258					0-0				
Total Offensive Plays (inc. times thrown passing)					76					61					10-67				
Average gain per offensive play					4.0					4.2					2-1				
NET YARDS RUSHING					127					103					3				
Total Rushing Plays					39					37					2				
Average gain per rushing play					3.3					2.8					1				
NET YARDS PASSING					177					155					0				
Times thrown – yards lost attempting to pass					0-0					1-9					3-3				
Gross yards passing					177					164					0-0				
PASS ATTEMPTS-COMPLETIONS-HAD INTERCEPTED					37-19-3					23-11-0					0				
Average gain per pass play (inc. # thrown passing)					4.8					6.5					21				
															34.26				

BRONCOS DEFENSIVE STATISTICS

(based on unofficial press box statistics)																		
PLAYER	UT	A	TT	S-YDS	I-YDS	PD	FF	FR	PLAYER	UT	A	TT	S-YDS	I-YDS	PD	FF	FR	
B. Thompson	10	3	13	0-0	0-0	0	0	0	R. Nairne	2	1	3	0-0	0-0	0	0	0	
R. Gradishar	5	5	10	0-0	0-0	1	0	0	R. Rich	1	2	3	0-0	0-0	0	0	0	
T. Jackson	7	1	8	0-0	2-49	2	0	1	P. Smith	1	1	2	0-0	0-0	0	0	0	
J. Rizzo	5	2	7	0-0	0-0	1	0	0	G. Turk	1	1	2	0-0	0-0	0	0	0	
B. Swenson	4	2	6	0-0	0-0	0	0	0	J. Grant	0	2	2	0-0	0-0	0	0	0	
B. Jackson	4	1	5	0-0	1-15	0	0	0	R. Carter	1	0	1	0-0	0-0	0	0	0	
A. Alzado	3	2	5	0-0	0-0	0	1	0	B. Manor	0	1	1	0-0	0-0	0	0	0	
B. Chavous	4	0	4	0-0	0-0	0	0	0	R. Politi	1	0	1	0-0	0-0	1	0	0	
L. Wright	3	0	3	0-0	0-0	2	0	0	TEAM TOTALS	53	23	76	0-0	3-64	8	1	1	

INDIVIDUAL & TEAM RECORDS



YEAR-BY-YEAR HEAD COACHES/RECORDS

Season	Coach	W	L	T	Pct.
1960	Frank Filchok	4	9	1	
1961	Frank Filchok	3	11	0	
	Filchok's totals	7	20	1	.268
1962	Jack Faulkner	7	7	0	
1963	Jack Faulkner	2	11	1	
1964	Jack Faulkner	0	4	0	
	Faulkner's totals	9	22	1	.297
1964	Mac Speedie	2	7	1	
1965	Mac Speedie	4	10	0	
1966	Mac Speedie	0	2	0	
	Speedie's totals	6	19	1	.250
1966	Ray Malavasi	4	8	0	
	Malavasi's totals	4	8	0	.333
1967	Lou Saban	3	11	0	
1968	Lou Saban	5	9	0	
1969	Lou Saban	5	8	1	
1970	Lou Saban	5	8	1	
1971	Lou Saban	2	6	1	
	Saban's totals	20	42	3	.331
1971	Jerry Smith	2	3	0	
	Smith's totals	2	3	0	.400
1972	John Ralston	5	9	0	
1973	John Ralston	7	5	2	
1974	John Ralston	7	6	1	
1975	John Ralston	6	8	0	
1976	John Ralston	9	5	0	
	Ralston's totals	34	33	3	.507
1977	Red Miller	12	2	0	
	Playoffs	2	1	0	
1978	Red Miller	10	6	0	
	Playoffs	0	1	0	
1979	Red Miller	10	6	0	
	Playoffs	0	1	0	
1980	Red Miller	8	8	0	
	Miller's regular season totals	40	22	0	.645
	Miller's overall totals	42	25	0	.627
1981	Dan Reeves	10	6	0	
1982	Dan Reeves	2	7	0	
1983	Dan Reeves	9	7	0	
	Playoffs	0	1	0	
1984	Dan Reeves	13	3	0	
	Playoffs	0	1	0	
1985	Dan Reeves	11	5	0	
1986	Dan Reeves	11	5	0	
	Playoffs	2	1	0	
1987	Dan Reeves	10	4	1	
	Playoffs	2	1	0	
1988	Dan Reeves	8	8	0	
1989	Dan Reeves	11	5	0	
	Playoffs	2	1	0	
1990	Dan Reeves	5	11	0	
1991	Dan Reeves	12	4	0	
	Playoffs	1	1	0	
1992	Dan Reeves	8	8	0	
	Reeves' regular season totals	110	73	1	.600
	Reeves' overall totals	117	79	1	.596
1993	Wade Phillips	9	7	0	
	Playoffs	0	1	0	
1994	Wade Phillips	7	9	0	
	Phillips' regular season totals	16	16	0	.500
	Phillips' overall totals	16	17	0	.485
1995	Mike Shanahan	8	8	0	
1996	Mike Shanahan	13	3	0	
	Playoffs	0	1	0	
1997	Mike Shanahan	12	4	0	
	Playoffs	4	0	0	
1998	Mike Shanahan	14	2	0	
	Playoffs	3	0	0	
1999	Mike Shanahan	10	6	0	
2000	Mike Shanahan	1	5	0	
	Playoffs	0	1	0	
2001	Mike Shanahan	8	8	0	
2002	Mike Shanahan	9	7	0	
2003	Mike Shanahan	10	6	0	
	Playoffs	0	1	0	
2004	Mike Shanahan	10	6	0	
	Playoffs	0	1	0	
2005	Mike Shanahan	13	3	0	
	Playoffs	1	1	0	
2006	Mike Shanahan	9	7	0	
2007	Mike Shanahan	7	9	0	
2008	Mike Shanahan	8	8	0	
	Shanahan's regular season totals	138	86	0	.616
	Shanahan's overall totals	146	91	0	.616
2009	Josh McDaniels	8	8	0	
2010	Josh McDaniels	3	9	0	
	McDaniels' totals	11	17	0	.393
2010	Eric Studesville	1	3	0	
	Studesville's totals	1	3	0	.250
2011	John Fox	8	8	0	
	Playoffs	1	1	0	

Season	Coach	W	L	T	Pct.
2012	John Fox	13	3	0	
	Playoffs	0	1	0	
2013	John Fox	13	3	0	
	Playoffs	2	1	0	
2014	John Fox	12	4	0	
	Playoffs	0	1	0	
	Fox's regular season totals	46	18	0	.719
	Fox's overall totals	49	22	0	.690
2015	Gary Kubiak	12	4	0	
	Playoffs	3	0	0	
2016	Gary Kubiak	9	7	0	
	Kubiak's regular season totals	21	11	0	.656
	Kubiak's overall totals	24	11	0	.686
2017	Vance Joseph	5	11	0	
2018	Vance Joseph	6	10	0	
	Joseph's regular season totals	11	21	0	.344
	Joseph's overall totals	11	21	0	.344
2019	Vic Fangio	7	9	0	
2020	Vic Fangio	5	11	0	
	Fangio's regular season totals	12	20	0	.375

MOST OVERALL WINS

Coach	Years	W	L	T	Pct.
Mike Shanahan	1995-2008	146	91	0	.616
Dan Reeves	1981-92	117	79	1	.596
John Fox	2011-2014	49	22	0	.690
Red Miller	1977-80	42	25	0	.627
John Ralston	1972-76	34	33	3	.507
Gary Kubiak	2015-16	24	11	0	.686
Lou Saban	1967-71	20	42	3	.331
Wade Phillips	1993-94	16	17	0	.485
Vic Fangio	2019-pres.	12	20	0	.375
Josh McDaniels	2009-10	11	17	0	.393
Vance Joseph	2017-18	11	21	0	.344

MOST REG. SEASON WINS

Coach	Years	W	L	T	Pct.
Mike Shanahan	1995-2008	138	86	0	.616
Dan Reeves	1981-92	110	73	1	.600
John Fox	2011-2014	46	18	0	.719
Red Miller	1977-80	40	22	0	.645
John Ralston	1972-76	34	33	3	.507
Gary Kubiak	2015-16	21	11	0	.656
Lou Saban	1967-71	20	42	3	.331
Wade Phillips	1993-94	16	16	0	.500
Vic Fangio	2019-pres.	12	20	0	.375
Josh McDaniels	2009-10	11	17	0	.393
Vance Joseph	2017-18	11	21	0	.344

MOST PLAYOFF WINS

Coach	Years	W	L	T	Pct.
Mike Shanahan	1995-2008	8	5	0	.615
Dan Reeves	1981-92	7	6	0	.538
Gary Kubiak	2015	3	0	0	1.000
John Fox	2011-2014	3	4	0	.429
Red Miller	1977-80	2	3	0	.400
Wade Phillips	1993-94	0	1	0	.000

BEST OVERALL WIN PCT.

Coach	Years	W	L	T	Pct.
John Fox	2011-2014	49	22	0	.690
Gary Kubiak	2015-16	24	11	0	.686
Red Miller	1977-80	42	25	0	.627
Mike Shanahan	1995-2008	146	91	0	.616
Dan Reeves	1981-92	117	79	1	.596
John Ralston	1972-76	34	33	3	.507
Wade Phillips	1993-94	16	17	0	.485
Josh McDaniels	2009-10	11	17	0	.393
Vic Fangio	2019-pres.	12	20	0	.375
Vance Joseph	2017-18	11	21	0	.344

BEST REG. SEASON WIN PCT.

Coach	Years	W	L	T	Pct.
John Fox	2011-2014	46	18	0	.719
Gary Kubiak	2015-16	21	11	0	.656
Red Miller	1977-80	40	22	0	.645
Mike Shanahan	1995-2008	138	86	0	.616
Dan Reeves	1981-92	110	73	1	.600
John Ralston	1972-76	34	33	3	.507
Wade Phillips	1993-94	16	16	0	.500
Josh McDaniels	2009-10	11	17	0	.393
Vic Fangio	2019-pres.	12	20	0	.375
Vance Joseph	2017-18	11	21	0	.344

ATTENDANCE MARKS

BRONCOS LARGEST CROWDS

HOME				ROAD/NEUTRAL			
77,160	vs. Green Bay	Oct. 29, 2007	101,063	S.B. XXI vs. NYG (Pasadena)*	Jan. 25, 1987		
77,112	vs. New England*	Jan. 24, 2016	92,758	at Dallas	Oct. 6, 2013		
77,110	vs. New England*	Jan. 19, 2014	91,020	at Los Angeles Raiders	Oct. 28, 1984		
77,076	vs. Kansas City	Nov. 17, 2013	90,153	at Los Angeles Raiders	Nov. 2, 1986		
77,075	vs. Green Bay	Nov. 1, 2015	87,560	at Los Angeles Raiders	Dec. 3, 1989		
77,047	vs. San Francisco	Oct. 19, 2014	85,247	at Washington	Nov. 15, 2009		
77,038	vs. Pittsburgh	Oct. 21, 2007	83,941	at San Francisco (London)	Oct. 31, 2010		
77,031	vs. Washington	Oct. 27, 2013	82,529	S.B. XLVIII vs. Sea. (NY/NJ)*	Feb. 2, 2014		
77,029	vs. Minnesota	Oct. 4, 2015	81,285	at N.Y. Giants	Sept. 15, 2013		
77,002	vs. Philadelphia	Sept. 29, 2013	81,065	at Cleveland	Oct. 5, 1980		
*Playoff Game				*Playoff Game			

2001-Present — Empower Field at Mile High

1960-2000 — Mile High Stadium/Bears Stadium

BRONCOS REGULAR SEASON ATTENDANCE BY SEASON

Year	Home	Road	Total	Year	Home	Road	Total
1960	91,333	115,994	207,327	1991	584,214	466,818	1,051,032
1961	74,508	122,315	196,823	1992	597,704	503,447	1,101,151
1962	178,485	146,442	324,927	1993	590,808	521,349	1,112,157
1963	132,218	165,995	298,213	1994	574,180	524,941	1,099,121
1964	118,259	166,744	285,003	1995	583,510	455,634	1,039,144
1965	219,786	215,992	435,778	1996	589,296	462,194	1,051,490
1966	192,198	203,799	395,997	1997	590,189	499,942	1,090,131
1967	231,801	247,696	479,497	1998	597,462	546,021	1,143,483
1968	281,374	278,008	559,382	1999	577,309	531,728	1,109,037
1969	326,851	276,755	603,606	2000	604,042	535,988	1,140,030
1970	355,739	330,184	685,923	2001	600,283	514,920	1,115,203
1971	358,400	377,642	736,042	2002	604,904	557,070	1,161,974
1972	361,414	412,073	773,487	2003	607,167	526,919	1,134,086
1973	356,327	351,334	707,661	2004	601,031	539,587	1,140,618
1974	347,322	354,367	701,689	2005	608,790	558,598	1,167,388
1975	342,375	347,944	690,319	2006	610,782	544,955	1,155,737
1976	436,468	349,126	785,594	2007	612,893	526,919	1,139,812
1977	524,595	370,917	895,512	2008	604,074	555,556	1,159,630
1978	598,085	470,756	1,068,841	2009	600,928	538,731	1,139,659
1979	597,521	427,040	1,024,561	2010	599,264	530,184	1,129,448
1980	593,084	473,680	1,066,764	2011	602,618	506,992	1,109,612
1981	598,224	475,360	1,073,584	2012	613,062	544,717	1,157,779
1982	369,555	183,046	552,601	2013	614,977	*579,168	*1,194,145
1983	592,493	385,022	977,515	2014	*615,427	541,250	1,156,677
1984	585,233	450,442	1,035,675	2015	615,381	526,497	1,141,878
1985	589,500	452,847	1,042,347	2016	614,193	519,750	1,133,943
1986	589,037	526,550	1,115,587	2017	610,846	492,808	1,103,654
1987	498,715	370,586	869,301	2018	611,571	480,753	1,092,324
1988	597,680	487,571	1,085,251	2019	607,497	496,694	1,104,191
1989	588,144	542,541	1,130,685	2019	15,896	26,008	41,904
1990	560,703	509,425	1,070,128	TOTAL	29,747,725	25,744,331	55,492,056
*Broncos records							

BRONCOS SEASON TICKET SALES

19602,675	*197662,215	*199273,592	*200873,996
19615,775	*197773,089	*199373,182	*200973,988
19625,042	*197873,092	*199473,072	*201073,992
19637,624	*197973,313	*199573,222	*201173,992
19648,002	*198073,298	*199673,180	*201274,092
196522,905	*198173,380	*199773,275	*201374,109
196618,898	*198273,380	*199873,972	*201474,113
196724,650	*198373,377	*199973,997	*201574,118
196827,348	*198473,347	*200073,855	*201674,123
196931,936	*198573,309	*200173,825	*201774,018
*197043,580	*198673,348	*200273,576	*201874,119
*197147,500	*198774,147	*200373,583	*201974,134
*197248,000	*198874,147	*200473,590	*2020N/A
*197348,000	*198973,952	*200573,846	*202174,128
*197449,000	*199073,966	*200673,972	
*197549,000	*199173,682	*200773,984	

*Season tickets sold out. Every Broncos home game at Mile High Stadium (1970-2000) and Empower Field at Mile High (2001-20) has been a sellout since the beginning of the 1970 season with the exception of two replacement games played during the 1987 strike (both games were sold out before the strike). The Broncos have thus sold out 392 consecutive regular-season games, and with postseason games the total reaches 414.

^Due to the COVID-19 pandemic, 2020 season tickets were deferred to the 2021 season.

BRONCOS STATISTICAL HISTORY

TEAM OFFENSE YEAR-BY-YEAR

	Total Plays	First Downs	Rush Yards	League Rank	Pass Yards	League Rank	Total Yards	League Rank	Total Points
1960	958	248	1,195	8th	3,247	3rd	4,442	6th	309
1961	934	219	1,091	8th	2,720	3rd	3,811	7th	251
1962	885	270	1,298	7th	3,404	1st	4,702	4th	353
1963	832	230	1,508	6th	2,487	8th	3,995	7th	301
1964	908	207	1,311	8th	2,021	8th	3,332	8th	240
1965	959	255	1,829	2nd	2,640	3rd	4,469	2nd	303
1966	815	171	1,173	9th	1,995	9th	3,168	9th	196
1967	852	172	1,265	9th	1,682	8th	2,947	9th	256
1968	889	217	1,614	7th	2,357	6th	3,971	7th	255
1969	841	243	1,637	6th	2,524	5th	4,161	6th	297
1970	883	217	1,802	9th	2,025	19th	3,827	18th	253
1971	891	217	2,093	10th	2,065	17th	4,158	11th	203
1972	831	237	1,838	18th	2,634	3rd	4,472	5th	325
1973	893	253	1,954	14th	2,519	3rd	4,473	6th	354
1974	861	258	2,157	5th	2,328	9th	4,485	5th	302
1975	964	268	1,993	13th	2,541	7th	4,534	10th	254
1976	901	239	1,932	19th	2,204	12th	4,136	16th	315
1977	886	223	2,043	11th	1,863	15th	3,906	17th	274
1978	1,039	294	2,451	8th	2,378	17th	4,829	14th	282
1979	1,044	306	2,040	18th	3,102	13th	5,142	12th	289
1980	992	286	1,865	20th	2,777	18th	4,642	25th	310
1981	1,062	306	1,895	21st	3,531	8th	5,426	14th	321
1982*	592	170	1,018	17th	1,819	15th	2,837	15th	148
1983	1,025	292	1,784	23rd	3,027	20th	4,811	26th	302
1984	1,018	299	2,076	10th	2,859	24th	4,935	22nd	353
1985	1,152	339	1,851	16th	3,645	6th	5,496	10th	380
1986	1,042	319	1,678	20th	3,538	10th	5,216	15th	378
1987	1,070	331	1,970	12th	3,654	3rd	5,624	2nd	379
1988	1,077	338	1,815	19th	3,691	6th	5,506	8th	327
1989	1,071	308	2,092	6th	3,001	23rd	5,093	15th	362
1990	1,035	323	1,872	14th	3,341	7th	5,213	8th	331
1991	1,012	284	2,015	8th	2,997	17th	5,012	12th	304
1992	928	234	1,500	25th	2,930	19th	4,430	21st	262
1993	1,060	327	1,693	18th	3,768	4th	5,461	5th	373
1994	1,112	346	1,470	23rd	4,017	4th	5,487	6th	347
1995	1,060	344	1,995	5th	4,045	7th	6,040	3rd	388
1996	1,092	336	2,362	1st	3,429	13th	5,791	1st	397
1997	1,068	340	2,378	4th	3,494	9th	5,872	1st	472
1998	1,041	347	2,468	2nd	3,624	7th	6,092	3rd	501
1999	1,053	308	1,864	12th	3,419	15th	5,283	14th	314
2000	1,115	383	2,311	3rd	4,243	3rd	6,554	2nd	485
2001	1,034	304	1,877	10th	2,940	25th	4,817	22nd	340
2002	1,057	357	2,266	5th	3,824	8th	6,090	3rd	392
2003	1,047	334	2,629	2nd	2,969	22nd	5,598	7th	381
2004	1,070	351	2,333	4th	3,999	6th	6,332	5th	381
2005	1,030	330	2,539	2nd	3,227	18th	5,766	5th	395
2006	973	285	2,152	8th	2,799	25th	4,951	21st	319
2007	976	305	1,957	9th	3,584	13th	5,541	11th	320
2008	1,019	354	1,862	12th	4,471	3rd	6,333	2nd	370
2009	1,032	306	1,836	18th	3,627	13th	5,463	15th	325
2010	1,018	309	1,544	26th	4,038	7th	5,582	13th	344
2011	1,017	286	2,632	1st	2,434	31st	5,066	23rd	309
2012	1,090	380	1,832	16th	4,534	5th	6,366	4th	481
2013	1,156	435	1,873	15th	5,444	1st	7,317	1st	606
2014	1,067	360	1,785	15th	4,461	4th	6,446	4th	482
2015	1,056	314	1,718	17th	3,970	14th	5,688	16th	355
2016	1,020	290	1,484	27th	3,685	T-21st	5,169	27th	333
2017	1,075	297	1,852	12th	3,333	20th	5,185	17th	289
2018	1,015	320	1,907	12th	3,695	19th	5,602	19th	329
2019	954	279	1,662	20th	3,115	28th	4,777	28th	282
2020	1,030	308	1,918	13th	3,451	26th	5,369	23rd	323

*players strike; nine-game season

League rankings for 1960-69 reflect American Football League ranking; The AFL had eight teams from 1960-65, nine teams from 1966-67 and 10 teams from 1968-69; The NFL had 26 teams from 1970-75; 28 teams from 1976-94; 30 teams from 1995-98; 31 teams from 1999-2001 and 32 teams from 2002-Present.

TEAM DEFENSE YEAR-BY-YEAR

	Total Plays	First Downs	Rush Yards	League Rank	Pass Yards	League Rank	Total Yards	League Rank	Total Points
1960	927	254	2,145	8th	2,987	5th	5,132	8th	393
1961	899	233	1,633	5th	2,785	5th	4,418	6th	432
1962	862	234	1,868	5th	2,670	5th	4,538	6th	334
1963	828	254	1,687	6th	3,394	8th	5,081	7th	473
1964	902	271	2,064	8th	2,906	3rd	4,970	7th	438
1965	850	244	1,337	3rd	2,960	7th	4,297	7th	392
1966	871	251	2,029	8th	2,515	3rd	4,544	6th	381
1967	921	276	2,076	8th	3,125	8th	5,201	9th	409
1968	917	251	1,861	7th	3,163	10th	5,024	10th	404
1969	918	278	1,709	7th	2,932	10th	4,641	8th	344
1970	838	199	1,351	3rd	2,354	18th	3,705	7th	264
1971	825	206	1,834	14th	1,985	5th	3,819	10th	275
1972	876	251	1,668	4th	2,183	16th	3,851	9th	350
1973	872	239	1,795	6th	2,440	24th	4,235	19th	296
1974	945	265	1,808	13th	2,583	24th	4,391	21st	294
1975	901	247	1,974	13th	2,032	7th	4,006	9th	307
1976	919	222	1,709	3rd	2,025	12th	3,734	8th	206
1977	931	217	1,531	1st	2,244	25th	3,775	9th	148
1978	1,016	251	1,979	6th	2,469	8th	4,448	6th	198
1979	1,033	273	1,693	1st	3,159	23rd	4,852	10th	262
1980	1,043	303	2,117	20th	3,125	15th	5,242	15th	323
1981	1,000	268	2,005	13th	2,873	5th	4,878	6th	289
1982*	616	176	935	7th	2,234	26th	3,169	24th	226
1983	1,099	321	1,938	10th	3,671	23rd	5,609	21st	327
1984	1,123	311	1,664	5th	4,023	27th	5,687	25th	241
1985	1,069	290	1,973	13th	3,206	14th	5,179	13th	329
1986	1,026	291	1,651	5th	3,296	16th	4,947	9th	327
1987	941	277	2,017	20th	2,796	5th	4,813	9th	288
1988	1,055	316	2,538	27th	2,933	7th	5,471	22nd	352
1989	977	246	1,580	6th	2,827	3rd	4,407	3rd	226
1990	969	306	1,963	17th	3,382	21st	5,345	20th	374
1991	939	242	1,794	19th	2,755	3rd	4,549	5th	235
1992	1,001	283	1,963	23rd	3,120	14th	5,083	22nd	329
1993	1,005	280	1,418	4th	3,731	27th	5,149	19th	284
1994	1,023	303	1,752	16th	4,155	28th	5,907	28th	396
1995	1,010	322	1,895	23rd	3,298	9th	5,193	15th	345
1996	951	261	1,331	1st	3,139	10th	4,470	4th	275
1997	951	258	1,803	16th	2,868	5th	4,671	5th	287
1998	999	283	1,287	3rd	3,648	26th	4,935	11th	309
1999	961	267	1,737	19th	3,016	8th	4,753	7th	318
2000	962	294	1,598	7th	3,946	31st	5,544	24th	369
2001	960	292	1,492	6th	3,282	16th	4,774	8th	339
2002	985	298	1,489	4th	3,337	17th	4,826	6th	344
2003	910	241	1,605	7th	2,828	6th	4,433	4th	301
2004	918	235	1,512	4th	2,947	6th	4,459	4th	304
2005	985	295	1,363	2nd	3,643	29th	5,006	15th	258
2006	1,020	291	1,813	12th	3,410	21st	5,223	14th	305
2007	992	306	2,282	30th	3,094	7th	5,376	19th	409
2008	990	327	2,337	27th	3,656	26th	5,993	29th	448
2009	1,007	290	2,059	26th	2,981	3rd	5,040	7th	324
2010	1,056	334	2,473	31st	3,780	25th	6,253	32nd	471
2011	1,063	315	2,021	22nd	3,704	18th	5,725	20th	390
2012	1,015	287	1,458	3rd	3,194	3rd	4,652	2nd	289
2013	1,074	339	1,626	T-7th	4,070	27th	5,696	19th	399
2014	1,031	311	1,276	2nd	3,607	9th	4,883	3rd	354
2015	1,033	289	1,337	1st	3,193	1st	4,530	1st	296
2016	1,076	306	2,085	28th	2,972	1st	5,057	4th	297
2017	952	266	1,430	5th	3,210	4th	4,640	3rd	382
2018	1,022	318	1,913	21st	3,929	20th	5,842	22nd	349
2019	1,003	305	1,783	16th	3,609	11th	5,392	12th	316
2020	1,043	333	2,080	25th	3,807	T-16th	5,887	21st	446

*players strike; nine-game season

League rankings for 1960-69 reflect American Football League ranking; The AFL had eight teams from 1960-65, nine teams from 1966-67 and 10 teams from 1968-69; The NFL had 26 teams from 1970-75, 28 teams from 1976-94; 30 teams from 1995-98; 31 teams from 1999-2001 and 32 teams from 2002-Present.

TEAM TURNOVERS YEAR-BY-YEAR

	GIVEAWAYS			TAKEAWAYS			Turnover Ratio
	INTs	Fum.	Total	INTs	Fum.	Total	
1960	35	17	52	27	17	44	-8
1961	45	20	65	26	14	40	-25
1962	40	14	54	27	19	46	-8
1963	28	15	43	15	20	35	-8
1964	32	8	40	32	21	53	+13
1965	30	16	46	25	14	39	-7
1966	30	17	47	13	18	31	-16
1967	18	12	30	28	13	41	+11
1968	27	13	40	20	12	32	-8
1969	23	8	31	14	14	28	-3
1970	28	13	41	16	16	32	-9
1971	27	12	39	20	20	40	+1
1972	23	11	34	10	12	22	-12
1973	20	9	29	14	15	29	EVEN
1974	17	13	30	22	11	33	+3
1975	34	14	48	16	16	32	-16
1976	22	12	34	24	13	37	+3
1977	12	15	27	25	14	39	+12
1978	17	17	34	31	13	44	+10
1979	23	18	41	19	19	38	-3
1980	25	12	37	16	12	28	-9
1981	21	18	39	23	23	46	+7
1982*	19	17	36	12	7	19	-17
1983	22	19	41	27	20	47	+6
1984	17	17	34	31	24	55	+21
1985	23	8	31	24	12	36	+5
1986	16	13	29	18	17	35	+6
1987	19	17	36	28	19	47	+11
1988	22	12	34	16	13	29	-5
1989	20	12	32	21	22	43	+11
1990	18	14	32	10	15	25	-7
1991	12	13	25	23	10	33	+8
1992	29	14	43	15	16	31	-12
1993	10	18	28	18	13	31	+3
1994	13	18	31	12	14	26	-5
1995	14	16	30	8	13	21	-9
1996	17	15	32	23	9	32	EVEN
1997	11	10	21	18	13	31	+10
1998	14	6	20	19	11	30	+10
1999	18	10	28	15	11	26	-2
2000	12	13	25	27	17	44	+19
2001	19	8	27	22	15	37	+10
2002	20	7	27	9	13	22	-5
2003	18	6	24	9	11	20	-4
2004	20	9	29	12	8	20	-9
2005	7	9	16	20	16	36	+20
2006	18	12	30	17	13	30	EVEN
2007	15	14	29	14	16	30	+1
2008	18	12	30	6	7	13	-17
2009	13	10	23	17	13	30	+7
2010	12	15	27	10	8	18	-9
2011	13	17	30	9	9	18	-1
2012	11	14	25	16	8	24	-1
2013	10	16	26	17	9	26	EVEN
2014	15	5	20	18	7	25	5
2015	23	8	31	14	13	27	-4
2016	11	14	25	14	13	27	+2
2017	22	12	34	10	6	17	-17
2018	15	6	21	17	11	28	+7
2019	10	9	19	10	21	31	+1
2020	23	9	32	10	6	16	-16

*player's strike; nine-game season

INDIVIDUAL YEAR-BY-YEAR LEADERS

RUSHING

	YARDS	ATTEMPTS	AVG. (min. 100 att.)	TOUCHDOWNS
1960	Rolle.....501	Rolle.....130	Mingo.....3.9	Mingo.....4
1961	Stone.....505	Stone.....127	Stone.....4.0	Bukaty.....5
1962	Stone.....360	Stone.....94	Stone.....3.8	Mingo.....4
1963	Joe.....649	Joe.....154	Joe.....4.2	Joe.....4
1964	Mitchell.....590	Mitchell.....177	Joe.....3.7	Mitchell.....5
1965	Gilchrist.....954	Gilchrist.....252	Hayes.....4.1	Gilchrist.....6
1966	Hayes.....411	Haynes.....129	Hayes.....4.0	Haynes/Choboian.....2
1967	Little.....381	Little.....130	Little.....2.9	Hickey/Hayes.....4
1968	Little.....584	Little.....158	Little.....3.7	Lynch.....4
1969	Little.....729	Little.....146	Little.....5.0	Little.....6
1970	Little.....901	Little.....209	Little.....4.3	Crenshaw.....5
1971	Little.....1,133	Little.....284	Little.....4.0	Little.....6
1972	Little.....859	Little.....216	Little.....4.0	Little.....9
1973	Little.....979	Little.....256	Dawkins.....4.4	Little.....12
1974	Armstrong.....1,407	Armstrong.....263	Armstrong.....5.3	Keyworth.....10
1975	Keyworth.....725	Keyworth.....182	Keyworth.....4.0	Keyworth/Lynch.....3
1976	Armstrong.....1,008	Armstrong.....247	Armstrong.....4.1	Armstrong.....5
1977	Armstrong.....489	Armstrong.....130	Perrin.....4.1	Armstrong/Morton.....4
1978	Perrin.....455	Armstrong/Keyworth.....112	Perrin.....4.2	Perrin.....4
1979	Armstrong.....453	Armstrong.....108	Armstrong.....4.2	Lytle.....4
1980	Jensen.....476	Preston.....111	Jensen.....4.7	Armstrong/Preston.....4
1981	Parros.....749	Preston.....183	Parros.....4.3	Lytle.....4
1982	Willhite.....347	Parros.....77	Willhite.....5.0	Willhite.....2
1983	Winder.....757	Winder.....196	Winder.....3.9	Poole.....4
1984	Winder.....1,153	Winder.....296	Winder.....3.9	Winder.....4
1985	Winder.....714	Winder.....199	Winder.....3.6	Winder.....8
1986	Winder.....789	Winder.....240	Winder.....3.3	Winder.....9
1987	Winder.....741	Winder.....196	Winder.....3.8	Winder.....6
1988	Dorsett.....703	Dorsett.....181	Dorsett.....3.9	Dorsett.....5
1989	Humphrey.....1,151	Humphrey.....294	Humphrey.....3.9	Humphrey.....7
1990	Humphrey.....1,202	Humphrey.....288	Humphrey.....4.2	Humphrey.....7
1991	Green.....1,037	Green.....261	Green.....4.0	Elway.....6
1992	Green.....648	Green.....161	Green.....4.0	Lewis.....4
1993	Bernstine.....816	Bernstine.....223	Bernstine.....3.7	Delpino.....8
1994	L. Russell.....620	L. Russell.....190	L. Russell.....3.3	L. Russell.....9
1995	Davis.....1,117	Davis.....237	Davis.....4.7	Davis.....7
1996	Davis.....1,538	Davis.....345	Davis.....4.5	Davis.....13
1997	Davis.....1,750	Davis.....369	Davis.....4.7	Davis.....15
1998	Davis.....2,008	Davis.....392	Davis.....5.1	Davis.....21
1999	Gary.....1,159	Gary.....276	Gary.....4.2	Gary.....7
2000	M. Anderson.....1,487	M. Anderson.....297	M. Anderson.....5.0	M. Anderson.....15
2001	Davis.....701	M. Anderson.....175	Davis.....4.2	M. Anderson.....4
2002	Portis.....1,508	Portis.....273	Portis.....5.5	Portis.....15
2003	Portis.....1,591	Portis.....290	Portis.....5.5	Portis.....14
2004	Droughns.....1,240	Droughns.....275	Droughns.....4.5	Droughns.....6
2005	M. Anderson.....1,014	M. Anderson.....239	T. Bell.....5.3	M. Anderson.....12
2006	T. Bell.....1,025	T. Bell.....233	T. Bell.....4.4	M. Bell.....8
2007	Young.....729	Henry.....167	Young.....5.2	Henry.....4
2008	Hillis.....343	Pittman.....76	Pittman.....4.2	Hillis.....5
2009	Moreno.....947	Moreno.....247	Buckhalter.....5.4	Moreno.....7
2010	Moreno.....779	Moreno.....182	Moreno.....4.3	Tebow.....6
2011	McGahee.....1,199	McGahee.....249	Tebow.....5.4	Tebow.....6
2012	McGahee.....731	McGahee.....167	McGahee.....4.4	McGahee/Moreno.....4
2013	Moreno.....1,038	Moreno.....241	Ball.....4.7	Moreno.....10
2014	C. Anderson.....849	C. Anderson.....179	C. Anderson.....4.7	C. Anderson.....8
2015	Hillman.....863	Hillman.....207	C. Anderson.....4.7	Hillman.....7
2016	Booker.....612	Booker.....174	C. Anderson.....3.9	C. Anderson/Booker.....4
2017	C. Anderson.....1,007	C. Anderson.....245	C. Anderson.....4.1	C. Anderson.....3
2018	Lindsay.....1,037	Lindsay.....192	Lindsay.....5.4	Lindsay.....9
2019	Lindsay.....1,011	Lindsay.....224	Lindsay.....4.5	Lindsay.....7
2020	Gordon.....986	Gordon.....215	Gordon.....4.6	Gordon.....9

PASSING

	YARDS	ATTEMPTS	COMPLETIONS
1960	Tripucka.....3,038	Tripucka.....478	Tripucka.....248
1961	Tripucka.....1,690	Tripucka.....344	Tripucka.....167
1962	Tripucka.....2,917	Tripucka.....440	Tripucka.....240
1963	Slaughter.....1,689	Slaughter.....223	Slaughter.....112
1964	Lee.....1,611	Lee.....265	Lee.....133
1965	McCormick.....1,292	McCormick.....253	McCormick.....103
1966	Choboian.....1,110	McCormick.....193	Choboian.....82
1967	Tensi.....1,915	Tensi.....325	Tensi.....131
1968	Briscoe.....1,589	Briscoe.....224	Briscoe.....93
1969	Tensi.....1,990	Tensi.....286	Tensi.....131
1970	Liske.....1,340	Liske.....238	Liske.....112
1971	Ramsey.....1,120	Ramsey.....178	Horn.....89
1972	Johnson.....1,783	Johnson.....238	Johnson.....132
1973	Johnson.....2,465	Johnson.....346	Johnson.....184
1974	Johnson.....1,969	Johnson.....244	Johnson.....136
1975	Ramsey.....1,562	Ramsey.....233	Ramsey.....128
1976	Ramsey.....1,931	Ramsey.....270	Ramsey.....128
1977	Morton.....1,929	Morton.....254	Morton.....131
1978	Morton.....1,802	Morton.....267	Morton.....146
1979	Morton.....2,626	Morton.....370	Morton.....204
1980	Morton.....2,150	Morton.....301	Morton.....183
1981	Morton.....3,195	Morton.....376	Morton.....225
1982	DeBerg.....1,405	DeBerg.....223	DeBerg.....131
1983	Elway.....1,663	Elway.....259	Elway.....123
1984	Elway.....2,598	Elway.....380	Elway.....214
1985	Elway.....3,891	Elway.....605	Elway.....327
1986	Elway.....3,485	Elway.....504	Elway.....280
1987	Elway.....3,198	Elway.....410	Elway.....224
1988	Elway.....3,309	Elway.....496	Elway.....274
1989	Elway.....3,051	Elway.....416	Elway.....223
1990	Elway.....3,526	Elway.....502	Elway.....294
1991	Elway.....3,253	Elway.....451	Elway.....242
1992	Elway.....2,242	Elway.....316	Elway.....174
1993	Elway.....4,030	Elway.....551	Elway.....348
1994	Elway.....3,490	Elway.....494	Elway.....307
1995	Elway.....3,970	Elway.....542	Elway.....316
1996	Elway.....3,328	Elway.....466	Elway.....287
1997	Elway.....3,635	Elway.....502	Elway.....280
1998	Elway.....2,806	Elway.....356	Elway.....210
1999	Griese.....3,032	Griese.....452	Griese.....261
2000	Griese.....2,688	Griese.....336	Griese.....216
2001	Griese.....2,827	Griese.....451	Griese.....275
2002	Griese.....3,214	Griese.....436	Griese.....291
2003	Plummer.....2,182	Plummer.....302	Plummer.....189
2004	Plummer.....4,089	Plummer.....521	Plummer.....303
2005	Plummer.....3,366	Plummer.....456	Plummer.....277
2006	Plummer.....1,994	Plummer.....317	Plummer.....175
2007	Cutler.....3,497	Cutler.....467	Cutler.....297
2008	Cutler.....4,526	Cutler.....616	Cutler.....384
2009	Orton.....3,802	Orton.....541	Orton.....336
2010	Orton.....3,653	Orton.....498	Orton.....293
2011	Tebow.....1,729	Tebow.....271	Tebow.....126
2012	Manning.....4,659	Manning.....583	Manning.....400
2013	Manning.....5,477	Manning.....659	Manning.....450
2014	Manning.....4,727	Manning.....597	Manning.....395
2015	Manning.....2,249	Manning.....331	Manning.....198
2016	Siemian.....3,401	Siemian.....486	Siemian.....289
2017	Siemian.....2,285	Siemian.....349	Siemian.....206
2018	Keenum.....3,890	Keenum.....586	Keenum.....365
2019	Flacco.....1,822	Flacco.....262	Flacco.....171
2020	Lock.....2,933	Lock.....443	Lock.....254

PASSING, CONT.

	COMP. PCT. (min. 50 att.)	TOUCHDOWNS	INTERCEPTIONS
1960	Tripucka..... .519	Tripucka..... .24	Tripucka 34
1961	Tripucka..... .485	Tripucka..... .10	Herring 22
1962	Tripucka..... .545	Tripucka..... .17	Tripucka 25
1963	Breaux507	Slaughter..... .12	Slaughter..... .14
1964	Slaughter..... .513	Lee..... .11	Lee..... .20
1965	Lee..... .550	McCormick..... .7	McCormick..... .14
1966	Choboian503	McCormick..... .6	McCormick..... .15
1967	Tensi..... .403	Tensi..... .16	Tensi..... .17
1968	LeClair..... .500	Briscoe14	Briscoe13
1969	Liske..... .530	Tensi..... .14	Tensi..... .12
1970	Liske..... .471	Liske..... .7	Liske..... .11
1971	Horn..... .514	Ramsey..... .5	Horn..... .14
1972	Johnson..... .555	Johnson..... .14	Johnson..... .14
1973	Johnson..... .532	Johnson..... .20	Johnson..... .17
1974	Johnson..... .557	Johnson..... .13	Johnson..... .9
1975	Ramsey..... .549	Ramsey..... .9	Ramsey..... .14
1976	Ramsey..... .474	Ramsey..... .11	Ramsey..... .13
1977	Morton..... .516	Morton..... .14	Morton..... .8
1978	Weese..... .632	Morton..... .11	Morton..... .8
1979	Morton..... .551	Morton..... .16	Morton..... .19
1980	Morton..... .608	Morton..... .12	Morton..... .13
1981	Morton..... .598	Morton..... .21	Morton..... .14
1982	DeBerg..... .587	DeBerg..... .7	DeBerg..... .11
1983	DeBerg..... .553	DeBerg..... .9	Elway..... .14
1984	Kubiak..... .587	Elway..... .18	Elway..... .15
1985	Elway..... .540	Elway..... .22	Elway..... .23
1986	Elway..... .556	Elway..... .19	Elway..... .13
1987	Karcher..... .549	Elway..... .19	Elway..... .12
1988	Kubiak..... .623	Elway..... .17	Elway..... .19
1989	Kubiak..... .582	Elway..... .18	Elway..... .18
1990	Elway..... .586	Elway..... .15	Elway..... .14
1991	Elway..... .537	Elway..... .13	Elway..... .12
1992	Elway..... .551	Elway..... .10	Elway..... .17
1993	Elway..... .632	Elway..... .25	Elway..... .10
1994	Elway..... .621	Elway..... .16	Elway..... .10
1995	Elway..... .583	Elway..... .26	Elway..... .14
1996	Elway..... .616	Elway..... .26	Elway..... .14
1997	Elway..... .558	Elway..... .27	Elway..... .11
1998	Brister..... .595	Elway..... .22	Elway..... .10
1999	Griese..... .577	Griese..... .14	Griese..... .14
2000	Griese..... .643	Griese..... .19	Frerotte..... .8
2001	Griese..... .610	Griese..... .23	Griese..... .19
2002	Griese..... .667	Griese..... .15	Griese..... .15
2003	Plummer..... .626	Plummer..... .15	Plummer..... .7
2004	Plummer..... .582	Plummer..... .27	Plummer..... .20
2005	Plummer..... .607	Plummer..... .18	Plummer..... .7
2006	Cutler..... .591	Plummer..... .11	Plummer..... .13
2007	Cutler..... .636	Cutler..... .20	Cutler..... .14
2008	Cutler..... .623	Cutler..... .25	Cutler..... .18
2009	Orton..... .621	Orton..... .21	Orton..... .12
2010	Orton..... .588	Orton..... .20	Orton..... .9
2011	Orton..... .587	Tebow..... .12	Orton..... .7
2012	Manning..... .686	Manning..... .37	Manning..... .11
2013	Manning..... .683	Manning..... .55	Manning..... .10
2014	Manning..... .662	Manning..... .39	Manning..... .15
2015	Osweller..... .618	Osweller..... .10	Manning..... .17
2016	Siemian..... .595	Siemian..... .18	Siemian..... .10
2017	Siemian..... .590	Siemian..... .12	Siemian..... .14
2018	Keenum..... .623	Keenum..... .18	Keenum..... .15
2019	Flacco..... .653	Lock..... .7	Flacco..... .5
2020	Lock..... .573	Lock..... .16	Lock..... .15

RECEIVING

	RECEPTIONS	YARDS	AVG. (min. 20 rec.)	TOUCHDOWNS
1960	Taylor 92	Taylor 1,235	Carmichael 19.3	Taylor 12
1961	Taylor 100	Taylor 1,176	Frazier 17.0	Frazier 6
1962	Taylor 77	Taylor 908	Scarpitto 19.1	Scarpitto 6
1963	Taylor 78	Taylor 1,101	Scarpitto 22.0	Taylor 10
1964	Taylor 76	Taylor 873	Dixon 15.4	Taylor 7
1965	Taylor 85	Taylor 1,131	Scarpitto 18.3	Taylor 6
1966	Haynes 46	Denson 725	Denson 20.1	Scarpitto 4
1967	Crabtree/Denson 46	Denson 899	Denson 19.5	Denson 11
1968	Crabtree 35	Crabtree 601	Denson 17.2	Crabtree/Denson 5
1969	Denson 53	Denson 809	Embree 16.2	Denson 10
1970	Denson 47	Denson 646	Whalen 14.0	Whalen 3
1971	Anderson 37	Simmons 403	Simmons 16.1	Harrison 2
1972	Sherman 38	Sherman 661	Sherman 17.4	Moses 5
1973	Odoms 43	Odoms 629	Moses 18.5	Moses 8
1974	Odoms 42	Odoms 639	Moses 16.4	Odoms 6
1975	Keyworth 42	Odoms 544	Dolbin 19.1	Dolbin/Odoms 3
1976	Armstrong 39	Moses 498	Moses 19.9	Moses 7
1977	Odoms 37	Moses 539	Moses 20.0	Moses 4
1978	Odoms 54	Odoms 829	Moses 20.1	Odoms 6
1979	Upchurch 64	Moses 943	Moses 17.5	Upchurch 7
1980	Jensen 49	Moses 674	Moses 17.7	Odoms 6
1981	Watson 60	Watson 1,244	Watson 20.7	Watson 13
1982	Parros 37	Watson 555	Upchurch 15.7	Upchurch 3
1983	Watson 59	Watson 1,133	Watson 19.2	Watson 5
1984	Watson 69	Watson 1,170	Watson 17.0	Watson 7
1985	Watson 61	Watson 915	Sampson 16.6	Watson 5
1986	Willhite 64	Jackson 738	Jackson 19.4	Winder 5
1987	V. Johnson 42	V. Johnson 684	Nattiel 20.3	V. Johnson 7
1988	V. Johnson 68	V. Johnson 896	Jackson 18.5	Jackson 6
1989	V. Johnson 76	V. Johnson 1,095	Young 18.3	V. Johnson 7
1990	Jackson 57	Jackson 926	Jackson 16.2	Jackson/Young 4
1991	Young 44	Young 629	Jackson 18.3	V. Johnson 3
1992	Sharpe 53	Jackson 745	Marshall 19.0	Jackson 8
1993	Sharpe 81	Sharpe 995	Russell 16.3	Sharpe 9
1994	Sharpe 87	Miller 1,107	Miller 18.5	Miller 5
1995	Sharpe 63	Miller 1,079	Miller 18.3	Miller 14
1996	Sharpe 80	Sharpe 1,062	Sharpe 13.3	Sharpe 10
1997	Sharpe 72	R. Smith 1,180	R. Smith 16.9	R. Smith 12
1998	R. Smith 86	R. Smith 1,222	McCaffrey 16.5	McCaffrey/Sharpe 10
1999	R. Smith 79	R. Smith 1,020	Chamberlain 15.3	McCaffrey 7
2000	McCaffrey 101	R. Smith 1,602	R. Smith 16.0	McCaffrey 9
2001	R. Smith 113	R. Smith 1,343	R. Smith 11.9	R. Smith 11
2002	R. Smith 89	R. Smith 1,027	Lelie 15.0	R. Smith 5
2003	R. Smith 74	R. Smith 845	Lelie 17.0	Sharpe 8
2004	R. Smith 79	R. Smith 1,144	Lelie 20.1	Lelie/R. Smith 7
2005	R. Smith 85	R. Smith 1,105	Lelie 18.3	R. Smith 6
2006	Walker 69	Walker 1,084	Walker 15.7	Walker 8
2007	Marshall 102	Marshall 1,325	Stokley 15.9	Marshall 7
2008	Marshall 104	Marshall 1,265	Scheffler 16.1	Marshall 6
2009	Marshall 101	Marshall 1,120	Gaffney 13.6	Marshall 10
2010	Lloyd 77	Lloyd 1,448	Lloyd 18.8	Lloyd 11
2011	Decker 44	Decker 612	D. Thomas 17.2	Decker 8
2012	D. Thomas 94	D. Thomas 1,434	D. Thomas 15.3	Decker 13
2013	D. Thomas 92	D. Thomas 1,430	D. Thomas 15.5	D. Thomas 14
2014	D. Thomas 111	D. Thomas 1,619	D. Thomas 14.6	J. Thomas 12
2015	D. Thomas 105	D. Thomas 1,304	Sanders 14.9	D. Thomas/Sanders 6
2016	D. Thomas 90	D. Thomas 1,083	Sanders 13.1	D. Thomas/Sanders 5
2017	D. Thomas 83	D. Thomas 949	Fowler 12.1	D. Thomas 5
2018	Sanders 71	Sanders 868	Sutton 16.8	Sanders/Sutton 4
2019	Sutton 72	Sutton 1,011	Sutton 15.4	Sutton 6
2020	Fant 62	Judy 856	Judy 16.5	Patrick 6

INTERCEPTIONS

	INTERCEPTIONS	YARDS	TOUCHDOWNS
1960	Gonsoulin 11	Gonsoulin 98	Pyeatt/Yelverton 1
1961	Nugent 7	McNamara 85	None 0
1962	Gonsoulin 7	Zeman 133	Four Players^ 1
1963	Gonsoulin 6	Gonsoulin 64	Gonsoulin 1
1964	Brown 9	Brown 140	Janik 1
1965	Gonsoulin 6	Wilson 118	Bramlett/Griffin/Wilson ... 1
1966	Brown/Sellers 3	Brown 37	None 0
1967	Sellers 7	Wilson 153	Wilson 2
1968	Jaquess 5	Jaquess 64	None 0
1969	Thompson 3	Thompson 92	Burrell/Thompson 1
1970	Martha 6	Martha 99	None 0
1971	Thompson 5	Thompson 83	Forsberg 1
1972	Mitchell 3	Preece 30	None 0
1973	Jones 4	Thompson 96	Mitchell/Thompson 1
1974	Jones/Thompson 5	Thompson 105	Thompson 1
1975	Gradishar 3	Thompson 97	Gradishar 1
1976	Jackson 7	Jackson 136	Rowser 2
1977	Thompson 5	Wright 128	T. Jackson/Wright 1
1978	B. Jackson/Foley 6	B. Jackson 128	T. Jackson 1
1979	Foley 6	Thompson 57	None 0
1980	Foley 4	Foley 115	Gradishar/Latimer 1
1981	Foley 5	Foley 81	None 0
1982	Kyle 3	Smith 29	None 0
1983	Wright 6	Harden 127	None 0
1984	Foley/Harden 6	Mecklenburg 105	Foley/Harden/Robbins/Woodard . 1
1985	Harden/L. Wright 5	Harden 100	Harden 1
1986	Harden 6	Harden 179	Harden 2
1987	Harden 4	Clark 105	Haynes/Hunley 1
1988	Harden 4	Robbins 66	None 0
1989	Braxton 6	Braxton 103	Braxton/Robbins 1
1990	Three Players* 2	Henderson 71	Henderson 1
1991	Atwater/D. Smith 5	Atwater 104	Braxton/Dimry 1
1992	Henderson/D. Smith . 4	Henderson 79	Henderson 1
1993	Smith/Braxton 3	Atwater 81	Croel 1
1994	Crockett/Hilliard/R. Jones . 2	Atwater 24	None 0
1995	Atwater 3	Atwater 54	None 0
1996	Braxton 9	Braxton 128	Braxton 1
1997	Braxton/Crockett/Gordon . 4	Braxton 113	Five Players# 1
1998	Gordon 4	Gordon 125	Crockett/Gordon 1
1999	James 5	James 59	Romanowski 1
2000	Buckley 6	Buckley 110	Spencer 2
2001	O'Neal 9	O'Neal 115	Walker 1
2002	O'Neal 5	O'Neal 70	O'Neal 2
2003	K. Herndon 3	K. Herndon 19	Gold 1
2004	Bailey 3	Hayward 76	E. Johnson/Wilson 1
2005	Bailey 8	Bailey 139	Bailey 2
2006	Bailey 10	Bailey 162	Bailey/Da. Williams 1
2007	Bly 5	Bly 71	None 0
2008	Bly 2	Barrett 34	None 0
2009	Goodman 5	Goodman 65	None 0
2010	Bailey/Hill/Thompson... 2	Hill 67	None 0
2011	Bailey/Goodman 2	Vaughn 55	Goodman/Haggan/Vaughn . 1
2012	Harris/Woodyard 3	Harris 144	Harris 2
2013	Three players& 3	Rodgers-Cromartie... 75	Rodgers-Cromartie 1
2014	Talib/R. Moore 4	Talib 62	Talib 2
2015	Talib 3	Talib 123	Talib 2
2016	Stewart/Talib 3	Roby 102	Roby 2
2017	Stewart 3	Talib 103	Simmons/Talib 1
2018	Harris/Simmons 3	Harris 68	Davis/Harris 1
2019	Simmons 4	Simmons 30	None 0
2020	Simmons 5	Simmons 90	None 0

*Atwater, Henderson, Montgomery. ^Gonsoulin, McGeever, McMillin, Zeman.

#Atwater, Braxton, Gordon, Mobley, Traylor. &Rodgers-Cromartie, Trevathan, Harris Jr.

PUNT RETURNS

	PUNT RETURNS	YARDS	AVG. (min. 10)
1960	Carmichael.....15	Carmichael.....101	Carmichael.....6.7
1961	Frazier.....18	Frazier.....231	Frazier.....12.8
1962	Mingo.....7	Zeman.....59	Zeman.....11.8
1963	Mitchell.....12	Mitchell.....141	Mitchell.....11.7
1964	Barry.....16	Barry.....149	Barry.....9.3
1965	Barry.....21	Barry.....210	Barry.....10.0
1966	Haynes.....10	Haynes.....119	Haynes.....11.9
1967	Little.....16	Little.....270	Little.....16.9
1968	Little.....24	Little.....261	Little.....10.9
1969	Thompson.....25	Thompson.....288	Thompson.....11.5
1970	Thompson.....23	Thompson.....233	Thompson.....10.1
1971	Thompson.....29	Thompson.....274	Thompson.....9.4
1972	Sherman.....10	Sherman.....89	Sherman.....8.9
1973	Thompson.....30	Thompson.....366	Thompson.....12.2
1974	Thompson.....26	Thompson.....350	Thompson.....13.5
1975	Upchurch.....27	Upchurch.....312	Thompson.....12.2
1976	Upchurch.....39	Upchurch.....536	Upchurch.....13.7
1977	Upchurch.....51	Upchurch.....653	Upchurch.....12.8
1978	Upchurch.....36	Upchurch.....493	Upchurch.....13.7
1979	Upchurch.....30	Upchurch.....304	Upchurch.....10.1
1980	Upchurch.....37	Upchurch.....353	Upchurch.....9.5
1981	Manning.....41	Manning.....378	Manning.....9.2
1982	Upchurch.....15	Upchurch.....242	Upchurch.....16.1
1983	Thomas.....33	Thomas.....368	Thomas.....11.2
1984	Willhite/Thomas.....20	Willhite.....200	Willhite.....10.0
1985	V. Johnson.....30	V. Johnson.....260	Willhite.....10.6
1986	Willhite.....42	Willhite.....468	Willhite.....11.1
1987	Clark.....18	Clark.....233	Clark.....12.9
1988	Nattiel.....22	Nattiel.....218	Nattiel.....9.9
1989	K. Bell.....21	K. Bell.....143	V. Johnson.....9.8
1990	Clark.....21	Clark.....159	V. Johnson.....8.4
1991	V. Johnson.....24	V. Johnson.....174	V. Johnson.....7.3
1992	Marshall.....33	Marshall.....349	Marshall.....10.6
1993	Milburn.....40	Milburn.....425	Milburn.....10.6
1994	Milburn.....41	Milburn.....379	Milburn.....9.2
1995	Milburn.....31	Milburn.....354	Milburn.....11.4
1996	Kinchen.....26	Kinchen.....300	R. Smith.....12.3
1997	Gordon.....40	Gordon.....543	Gordon.....13.6
1998	Gordon.....34	Gordon.....379	Gordon.....11.1
1999	Watson.....44	Watson.....334	Watson.....7.6
2000	O'Neal.....34	O'Neal.....354	O'Neal.....10.4
2001	O'Neal.....31	O'Neal.....405	O'Neal.....13.1
2002	O'Neal.....30	O'Neal.....251	O'Neal.....8.4
2003	O'Neal.....33	O'Neal.....315	O'Neal.....9.5
2004	R. Smith.....22	R. Smith.....223	R. Smith.....10.1
2005	Da. Williams.....17	Da. Williams.....148	Da. Williams.....8.7
2006	Da. Williams.....25	Da. Williams.....206	Da. Williams.....8.2
2007	Martinez.....14	Martinez.....157	Martinez.....11.2
2008	Royal.....14	Royal.....140	Royal.....10.0
2009	Royal.....30	Royal.....335	Royal.....11.2
2010	Royal.....25	Royal.....298	Royal.....11.9
2011	Cosby.....27	Cosby.....269	Royal.....16.2
2012	Holliday.....31	Holliday.....334	Holliday.....10.8
2013	Holliday.....32	Holliday.....271	Holliday.....8.5
2014	Burse.....29	Burse.....211	Burse.....7.3
2015	Sanders.....17	Bolden.....123	Sanders.....6.1
2016	Norwood.....25	Norwood.....204	Raymond.....10.1
2017	McKenzie.....21	McKenzie.....183	J. Taylor.....9.4
2018	Cracraft.....12	Cracraft.....40	Cracraft.....3.3
2019	Spencer.....26	Spencer.....208	Spencer.....8.0
2020	Spencer.....16	Spencer.....253	Spencer.....15.8

KICKOFF RETURNS

	KICKOFF RETURNS	YARDS	AVG. (min. 13)
1960	Carmichael.....22	Carmichael.....581	Carmichael.....26.4
1961	Frazier.....18	Frazier.....504	Frazier.....28.0
1962	Frazier.....19	Frazier.....388	Frazier.....20.4
1963	Mitchell.....37	Mitchell.....954	Mitchell.....25.7
1964	Barry.....47	Barry.....1,245	Barry.....26.5
1965	Haynes.....34	Haynes.....901	Haynes.....26.5
1966	Sellers.....19	Sellers.....541	Sellers.....28.5
1967	Little.....35	Little.....942	Little.....26.9
1968	Little.....26	Little.....649	Little.....25.0
1969	Williams.....23	Williams.....574	Thompson.....28.5
1970	Anderson.....21	Anderson.....520	Anderson.....24.8
1971	Anderson.....8	Little.....199	Little.....28.3
1972	Montgomery.....29	Montgomery.....756	Montgomery.....26.1
1973	Armstrong.....20	Armstrong.....472	Armstrong.....23.6
1974	Armstrong.....16	Armstrong.....386	Armstrong.....24.1
1975	Upchurch.....40	Upchurch.....1,084	Upchurch.....27.1
1976	Upchurch.....22	Upchurch.....514	Perrin.....27.9
1977	Upchurch.....20	Upchurch.....456	Upchurch.....22.8
1978	Perrin.....12	Perrin.....256	Perrin.....21.3
1979	Pane.....18	Pane.....354	Pane.....19.7
1980	Brunson.....40	Brunson.....923	Brunson.....23.1
1981	Manning.....26	Manning.....514	Manning.....19.8
1982	Willhite.....17	Manning.....346	Manning.....23.1
1983	Thomas.....28	Thomas.....573	Thomas.....20.5
1984	Lang.....19	Lang.....404	Lang.....21.3
1985	V. Johnson.....30	V. Johnson.....740	V. Johnson.....24.7
1986	K. Bell.....23	K. Bell.....531	K. Bell.....23.1
1987	K. Bell.....15	K. Bell.....323	K. Bell.....21.5
1988	K. Bell.....36	K. Bell.....762	K. Bell.....21.2
1989	K. Bell.....30	K. Bell.....602	K. Bell.....20.1
1990	Clark.....20	Clark.....505	Clark.....25.3
1991	Montgomery.....26	Montgomery.....488	Montgomery.....18.8
1992	Montgomery.....21	Montgomery.....466	Montgomery.....22.2
1993	Russell.....18	Russell.....374	Russell.....20.8
1994	Milburn.....37	Milburn.....793	By'not'e.....22.7
1995	Milburn.....47	Milburn.....1,269	Milburn.....27.0
1996	Hebron.....45	Hebron.....1,099	Hebron.....24.4
1997	Hebron.....43	Hebron.....1,009	Hebron.....23.5
1998	Hebron.....46	Hebron.....1,216	Hebron.....26.4
1999	Watson.....48	Watson.....1,138	Watson.....23.7
2000	O'Neal.....46	O'Neal.....1,102	O'Neal.....24.0
2001	Cole.....48	Cole.....1,127	Kasper.....26.6
2002	Droughns.....20	Droughns.....516	Kasper.....26.2
2003	Cole.....30	Cole.....714	Cole.....23.8
2004	R. Alexander.....19	R. Alexander.....386	Droughns.....24.6
2005	Da. Williams.....18	Da. Williams.....431	Da. Williams.....23.9
2006	Clark.....23	Clark.....512	Morgan.....24.9
2007	Hall.....19	Hall.....475	Hall.....25.0
2008	Royal.....23	Royal.....600	Royal.....26.1
2009	Royal.....26	Royal.....621	Royal.....23.9
2010	Decker.....22	Decker.....556	Decker.....25.3
2011	Cosby.....17	Cosby.....457	Cosby.....26.9
2012	Bolden.....14	Holliday.....358	Bolden.....19.3
2013	Holliday.....28	Holliday.....775	Holliday.....27.7
2014	Bolden.....13	Bolden.....429	Bolden.....33.0
2015	Bolden.....15	Bolden.....342	Bolden.....22.8
2016	Latimer.....8	Latimer.....200	Latimer (8 ret.).....25.0
2017	Booker.....14	Booker.....276	Booker.....19.7
2018	Booker.....10	Booker.....234	Booker (10 ret.).....23.4
2019	Spencer.....15	Spencer.....436	Spencer.....29.1
2020	Spencer.....15	Spencer.....281	Spencer.....18.7

SCORING

	TOUCHDOWNS		POINTS	
1960	Taylor.....	12	Mingo.....	123
1961	Frazier/Stone.....	8	Frazier.....	50
1962	Scarpitto.....	6	Mingo.....	137
1963	Taylor.....	10	Mingo.....	83
1964	Taylor.....	7	Taylor.....	42
1965	Hayes/Gilchrist.....	7	Kroner.....	71
1966	Scarpitto.....	5	Kroner.....	62
1967	Denson.....	11	Denson.....	66
1968	Crabtree/Little/Denson.....	5	Howfield.....	57
1969	Denson.....	10	Howfield.....	75
1970	Crenshaw.....	6	Howfield.....	81
1971	Little.....	6	Turner.....	93
1972	Little.....	13	Turner.....	97
1973	Little.....	13	Turner.....	106
1974	Armstrong.....	12	Armstrong.....	72
1975	Five Players*.....	4	Turner.....	86
1976	Moses.....	7	Turner.....	81
1977	Five Players^.....	4	Turner.....	76
1978	Odoms.....	6	Turner.....	64
1979	Upchurch.....	7	Turner.....	71
1980	Odoms.....	6	Steinfort.....	110
1981	Watson.....	13	Steinfort.....	87
1982	Upchurch.....	5	Karlis.....	48
1983	Watson.....	5	Karlis.....	96
1984	Watson.....	7	Karlis.....	101
1985	Winder.....	8	Karlis.....	110
1986	Winder.....	14	Karlis.....	104
1987	V. Johnson/Winder.....	7	Karlis.....	91
1988	Jackson/Sewell.....	6	Karlis.....	105
1989	Humphrey.....	8	Treadwell.....	120
1990	Humphrey.....	7	Treadwell.....	109
1991	Elway.....	6	Treadwell.....	112
1992	Jackson.....	8	Treadwell.....	88
1993	Sharpe.....	9	Elam.....	119
1994	L. Russell.....	9	Elam.....	119
1995	Miller.....	14	Elam.....	132
1996	Davis.....	15	Elam.....	109
1997	Davis.....	15	Elam.....	124
1998	Davis.....	23	Davis.....	138
1999	Gary/McCaffrey.....	7	Elam.....	116
2000	Anderson.....	15	Elam.....	103
2001	R. Smith.....	11	Elam.....	124
2002	Portis.....	17	Elam.....	120
2003	Portis.....	14	Elam.....	120
2004	Droughns.....	8	Elam.....	129
2005	Anderson.....	13	Elam.....	115
2006	Walker.....	9	Elam.....	115
2007	Marshall.....	7	Elam.....	114
2008	Hillis/Marshall.....	6	Prater.....	114
2009	Marshall.....	10	Prater.....	122
2010	Lloyd.....	11	Prater.....	76
2011	Decker.....	9	Prater.....	87
2012	Decker.....	13	Prater.....	133
2013	D. Thomas.....	14	Prater.....	150
2014	J. Thomas.....	12	J. Thomas.....	72
2015	Hillman.....	7	McManus.....	125
2016	Four Players&.....	5	McManus.....	119
2017	D. Thomas.....	5	McManus.....	99
2018	Lindsay.....	10	McManus.....	95
2019	Lindsay.....	7	McManus.....	112
2020	Gordon.....	10	McManus.....	108

*Keyworth, Dolbin, Little, Lynch, Odoms.

&C. Anderson, Booker, Sanders, D. Thomas.

^Armstrong, Moses, Morton, Perin, Upchurch.

FIELD GOALS AND PUNTING

	FIELD GOALS	PUNTING
1960	Mingo18-28, .643	Herring.....70-2,610, 37.3
1961	Hill5-15, .333	Herring.....80-3,149, 39.4
1962	Mingo27-39, .692	Fraser.....54-2,400, 44.4
1963	Mingo16-30, .533	Fraser.....78-3,595, 46.1
1964	Mingo8-12, .667	Fraser.....72-3,225, 44.7
1965	Kroner13-29, .448	Scarpitto67-2,833, 42.3
1966	Kroner14-25, .560	Scarpitto76-3,480, 45.8
1967	Humphreys.....7-15, .467	Scarpitto105-4,713, 44.9
1968	Howfield9-18, .500	Van Heusen.....88-3,853, 43.8
1969	Howfield13-29, .448	Hollomon47-1,868, 39.7
1970	Howfield18-32, .563	Van Heusen.....87-3,732, 42.9
1971	Turner25-38, .658	Van Heusen.....76-3,176, 41.8
1972	Turner20-29, .690	Van Heusen.....60-2,408, 40.1
1973	Turner22-33, .667	Van Heusen.....69-3,114, 45.1
1974	Turner11-21, .524	Van Heusen.....75-3,024, 40.3
1975	Turner21-28, .720	Van Heusen.....63-2,515, 39.9
1976	Turner15-21, .714	Weese52-1,852, 35.6
1977	Turner13-19, .684	Dilts.....90-3,525, 39.2
1978	Turner11-22, .500	Dilts.....96-3,494, 36.4
1979	Turner13-21, .619	Prestridge89-3,555, 39.9
1980	Steinfert.....26-34, .765	Prestridge70-3,076, 43.9
1981	Steinfert.....17-30, .567	Prestridge86-3,478, 40.4
1982	Karlis11-13, .846	Prestridge45-2,026, 45.0
1983	Karlis21-25, .840	Prestridge87-3,620, 41.6
1984	Karlis21-28, .750	Norman96-3,850, 40.1
1985	Karlis23-38, .605	Norman92-3,764, 40.9
1986	Karlis20-28, .715	Weil34-1,344, 39.5
1987	Karlis18-25, .720	Horan44-1,807, 41.1
1988	Karlis23-36, .639	Horan65-2,861, 44.0
1989	Treadwell27-33, .818	Horan77-3,111, 40.4
1990	Treadwell25-34, .735	Horan58-2,575, 44.4
1991	Treadwell27-36, .750	Horan72-3,012, 41.8
1992	Treadwell20-24, .833	Horan37-1,681, 45.4
1993	Elam.....26-35, .743	Rouen67-3,017, 45.0
1994	Elam.....30-37, .841	Rouen76-3,258, 42.9
1995	Elam.....31-38, .816	Rouen52-2,192, 42.2
1996	Elam.....21-28, .750	Rouen65-2,714, 41.8
1997	Elam.....26-36, .722	Rouen60-2,598, 43.3
1998	Elam.....23-27, .852	Rouen66-3,097, 46.9
1999	Elam.....29-36, .806	Rouen84-3,908, 46.5
2000	Elam.....18-24, .750	Rouen61-2,455, 40.2
2001	Elam.....31-36, .861	Rouen81-3,668, 45.3
2002	Elam.....26-36, .722	Rouen29-1,239, 42.7
2003	Elam.....27-31, .871	Knorr.....68-2,937, 43.2
2004	Elam.....29-34, .853	Knorr.....54-2,243, 41.5
2005	Elam.....24-32, .750	Sauerbrun72-3,157, 43.8
2006	Elam.....27-29, .931	Ernster80-3,338, 41.7
2007	Elam.....27-31, .871	Sauerbrun47-2,220, 46.8
2008	Prater.....25-34, .735	Kern46-2,150, 46.7
2009	Prater.....30-35, .857	Berger51-2,142, 42.0
2010	Prater.....16-18, .889	Colquitt86-3,835, 44.6
2011	Prater.....19-25, .760	Colquitt101-4,783, 47.4
2012	Prater.....26-32, .813	Colquitt67-3,105, 46.3
2013	Prater.....25-26, .962	Colquitt65-2,893, 44.5
2014	Barth.....15-16, .938	Colquitt69-3,049, 44.2
2015	McManus.....30-35, .857	Colquitt84-3,663, 43.6
2016	McManus.....29-34, .853	Dixon.....89-4,068, 45.7
2017	McManus.....24-32, .750	Dixon.....73-3,331, 45.6
2018	McManus.....20-25, .800	Wadman.....65-2,905, 44.7
2019	McManus.....29-34, .853	Wadman.....78-3,464, 44.4
2020	McManus.....28-34, .824	Martin65-3,040, 46.8

SACKS AND TACKLES

QUARTERBACK SACKS		TOTAL TACKLES	
1970	P. Smith.....11.5	Forsberg.....99	
1971	P. Smith.....12.0	Forsberg.....98	
1972	Alzado.....10.5	Alzado/Graham.....91	
1973	P. Smith.....11.0	P. Smith.....106	
1974	Alzado.....13.0	T. Jackson.....116	
1975	Alzado.....7.0	Gradishar.....177	
1976	Chavous.....8.0	Gradishar.....198	
1977	Alzado.....8.0	Gradishar.....219	
1978	Alzado.....9.0	Gradishar.....286	
1979	Manor.....6.5	Gradishar.....235	
1980	R. Jones.....11.5	Gradishar.....250	
1981	R. Jones.....9.5	Gradishar.....258	
1982	Chavous.....5.0	Gradishar.....151	
1983	T. Jackson.....5.5	Gradishar.....224	
1984	R. Jones.....11.0	Busick.....195	
1985	Mecklenburg.....13.0	Harden.....82	
1986	R. Jones.....13.5	Hunley.....164	
1987	R. Jones.....7.0	Ryan.....125	
1988	Fletcher.....9.0	Kragen.....140	
1989	Fletcher.....12.0	Mecklenburg.....143	
1990	Fletcher.....11.0	Brooks.....175	
1991	Fletcher.....13.5	Brooks.....153	
1992	Fletcher.....16.0	Brooks.....167	
1993	Fletcher.....13.5	Atwater.....141	
1994	Fletcher.....7.0	Alexander.....172	
1995	Perry.....6.0	Atwater.....148	
1996	A. Williams.....13.0	Romanowski.....128	
1997	Tanuvasa/N. Smith/A. Williams.....8.5	Mobley.....162	
1998	Pryce/Tanuvasa.....8.5	Mobley.....132	
1999	Pryce.....13.0	Cadrez.....97	
2000	Pryce.....12.0	Mobley.....133	
2001	Pryce/Romanowski.....7.0	Mobley.....133	
2002	Pryce.....9.0	Wilson.....199	
2003	Berry.....11.5	Wilson.....128	
2004	Hayward.....10.5	D.J. Williams.....114	
2005	Ekuban/Lynch/Pryce.....4.0	Gold.....106	
2006	Dumervil.....8.5	Wilson.....113	
2007	Dumervil.....12.5	D.J. Williams.....170	
2008	Dumervil/Ekuban.....5.0	Winborn.....117	
2009	Dumervil.....17.0	D.J. Williams.....122	
2010	D.J. Williams.....5.5	D.J. Williams.....119	
2011	Miller.....11.5	D.J. Williams.....90	
2012	Miller.....18.5	Woodyard.....114	
2013	Phillips.....10.0	Trevathan.....124	
2014	Miller.....14.0	B. Marshall.....110	
2015	Miller.....11.0	Trevathan.....110	
2016	Miller.....13.5	Davis.....97	
2017	Miller.....10.0	B. Marshall.....106	
2018	Miller.....14.5	T. Davis.....114	
2019	Miller.....8.0	T. Davis.....134	
2020	Reed.....8.0	Johnson.....124	

BRONCOS ALL-TIME SERVICE RECORDS (REGULAR SEASON)

Most Seasons with Denver

16	John Elway, 1983-98
15	Jason Elam, 1993-2007
	Tom Nalen, 1994-2008
14	Tom Jackson, 1973-86
	Dennis Smith, 1981-94
13	Barney Chavous, 1973-85
	Paul Howard, 1973-75, '77-86
	Ken Lanier, 1981-92, '94
	Rod Smith, 1995-2007
	Bill Thompson, 1969-81
12	Tyrone Braxton, 1987-93, '95-99
	Billy Bryan, 1977-88
	Dwayne Carswell, 1994-2005
	Rubin Carter, 1975-86
	Karl Mecklenburg, 1983-94
	Riley Odums, 1972-83
	Shannon Sharpe, 1990-99, 2002-03
	Louis Wright, 1975-86

Most Games Played with Denver

236	Jason Elam, 1993-2007
234	John Elway, 1983-98
194	Tom Nalen, 1994-2008
191	Tom Jackson, 1973-86
187	Paul Howard, 1973-75, '77-86
184	Dennis Smith, 1981-94
183	Rod Smith, 1995-2007
182	Barney Chavous, 1973-85
180	Karl Mecklenburg, 1983-94
179	Bill Thompson, 1969-81

Most Consecutive Games Played with Denver

172	Simon Fletcher (1st in '85 through 16th in '95)
166	Ken Lanier (13th in '81 through 16th in '92)
156	Bill Thompson (1st in '71 through 16th in '81)

Most Consecutive Games Started with Denver

156	Bill Thompson (1st in '71 through 16th in '81)
140	Simon Fletcher (1st in '87 through 16th in '95)
131	Ken Lanier (9th in '84 through 16th in '92)

Most Games Started with Denver

231	John Elway, 1983-98
188	Tom Nalen, 1994-2008
178	Bill Thompson, 1969-81
177	Barney Chavous, 1973-85
	Tom Jackson, 1973-86
170	Dennis Smith, 1981-94
165	Ken Lanier, 1981-92, '94
163	Louis Wright, 1975-86
158	Rod Smith, 1995-2007
155	Steve Atwater, 1989-98

BRONCOS ALL-TIME RECORDS

INDIVIDUAL RECORDS — OFFENSE

TOTAL OFFENSE

MOST YARDS TOTAL OFFENSE

(COMBINED RUSHING AND PASSING YARDS)

Career

54,882	John Elway, 1983-98 (3,407/51,475)
17,057	Peyton Manning, 2012-15 (-55/17,112)
12,301	Jake Plummer, 2003-06 (670/11,631)
12,279	Brian Griese, 1998-2002 (516/11,763)
12,151	Craig Morton, 1977-82 (256/11,895)
9,447	Jay Cutler, 2006-08 (423/9,024)
8,620	Kyle Orton, 2009-11 (186/8,434)
7,667	Frank Tripucka, 1960-63 (-9/7,676)
7,607	Terrell Davis, 1995-2002 (7,607/0)
7,254	Charley Johnson, 1972-75 (16/7,238)

Season

5,446	Peyton Manning, 2013 (-31/5,477)
4,726	Jay Cutler, 2008 (200/4,526)
4,703	Peyton Manning, 2014 (-24/4,727)
4,665	Peyton Manning, 2012 (6/4,659)
4,291	Jake Plummer, 2004 (202/4,089)
4,183	John Elway, 1993 (153/4,030)
4,146	John Elway, 1995 (176/3,970)
4,144	John Elway, 1985 (253/3,891)
3,983	Case Keenum, 2018 (93/3,890)
3,873	Kyle Orton, 2009 (71/3,802)

Game

504	Plummer, vs. Atlanta, 10/31/04 (5/499)
487	Orton, vs. Indianapolis, 9/26/10 (11/476)
477	Manning, vs. Arizona, 10/5/14 (-2/479)
476	Cutler, at Cleveland, 11/6/08 (29/447)
460	Manning, vs. Baltimore, 9/5/13 (-2/462)
458	Frerotte, vs. San Diego, 11/19/00 (-4/462)
447	Orton, vs. Kansas City, 1/3/10 (16/431)
	Tripucka, at Buffalo, 9/15/62 (0/447)
445	C. Johnson, vs. Kansas City, 11/18/74 (0/445)
441	Manning, at New England, 11/2/14 (3/438)

MOST YARDS TOTAL OFFENSE BY A ROOKIE

(COMBINED RUSHING AND PASSING YARDS)

Season

1,897	Marlin Briscoe, 1968 (308/1,589)
1,816	Mickey Slaughter, 1963 (127/1,689)
1,809	John Elway, 1983 (146/1,663)
1,508	Clinton Portis, 2002 (1,508/0)
1,487	Mike Anderson, 2000 (1,487/0)

Game

368	Elway, vs. Baltimore, 12/11/83 (23/345)
335	Tebow, vs. Houston, 12/26/10 (27/308)
333	Briscoe, vs. Buffalo, 11/24/68 (0/333)
324	Lock, at Houston, 12/8/19 (15/309)
313	Choboian, vs. Miami, 12/4/66 (40/273)

MOST TOTAL YARDS FROM SCRIMMAGE

(RUSHING AND RECEIVING)

Career

11,737	Rod Smith, 1995-2007 (348/11,389)
9,463	Demaryius Thomas, 2010-18 (6/9,457)
8,887	Terrell Davis, 1995-2002 (7,607/1,280)
8,741	Floyd Little, 1967-75 (6,323/2,418)
8,448	Shannon Sharpe, 1990-99, '02-03 (9/8,439)
6,891	Lionel Taylor, 1960-66 (20/6,871)
6,729	Sammy Winder, 1982-90 (5,427/1,302)
6,221	Ed McCaffrey, 1995-2003 (21/6,200)
6,131	Steve Watson, 1979-87 (19/6,112)
5,966	Riley Odoms, 1972-83 (211/5,755)

Season

2,225	Terrell Davis, 1998 (2,008/217)
2,037	Terrell Davis, 1997 (1,750/287)
1,905	Clinton Portis, 2003 (1,591/314)
1,872	Clinton Portis, 2002 (1,508/364)
1,848	Terrell Davis, 1996 (1,538/310)
1,812	Otis Armstrong, 1974 (1,407/405)
1,701	Rod Smith, 2000 (99/1,601)
1,656	Mike Anderson, 2000 (1,487/169)
1,619	Demaryius Thomas, 2014 (0/1,619)
1,586	Knowshon Moreno, 2013 (1,038/548)

Game

256	Anderson, at New Orleans, 12/3/00 (251/5)
254	Portis, vs. Kansas City, 12/7/03 (218/36)
246	Portis, vs. Arizona, 12/29/02 (228/18)
236	Davis, at Buffalo, 10/26/97 (207/29) (OT)
	Little, vs. Buffalo, 11/24/68 (71/165)
230	Moreno, at New England, 11/24/13 (224/6) (OT)
228	Davis, vs. Cincinnati, 9/21/97 (215/13)
226	D. Thomas, vs. Arizona, 10/5/14 (0/226)
220	Portis, at Kansas City, 10/5/03 (141/79)
217	Armstrong, vs. Pittsburgh, 9/22/74 (131/86) (OT)

MOST TOTAL YARDS FROM SCRIMMAGE BY A ROOKIE

(RUSHING AND RECEIVING)

Season

1,872	Clinton Portis, 2002 (1,508/364)
1,656	Mike Anderson, 2000 (1,487/169)
1,484	Terrell Davis, 1995 (1,117/367)
1,318	Olandis Gary, 1999 (1,159/159)
1,307	Bobby Humphrey, 1989 (1,151/156)

Game

256	M. Anderson, at New Orleans, 12/3/00 (251/5)
246	Portis, vs. Arizona, 12/29/02 (228/18)
209	M. Anderson, at Seattle, 11/26/00 (195/14)
205	Portis, vs. Kansas City, 12/15/02 (130/75)
199	Gary, vs. Seattle, 12/19/99 (183/16)

MOST COMBINED YARDAGE

(RUSHING/RECEIVING/RETURNS)

Career

12,377	Rod Smith, 1995-2007 (348/11,389/740)
12,173	Floyd Little, 1967-75 (6,323/2,418/3,432)
10,081	Rick Upchurch, 1975-83 (349/4,369/5,363)
9,861	Demaryius Thomas, 2010-18 (6/9,457/398)
8,880	Terrell Davis, 1995-2002 (7,607/1,280/-7)
8,448	Shannon Sharpe, 1990-99, '02-03 (9/8,439/0)
7,455	Vance Johnson, 1985-93, '95 (44/5,695/1,716)
6,895	Lionel Taylor, 1960-66 (20/6,872/3)
6,786	Sammy Winder, 1982-90 (5,427/1,302/57)
6,634	Otis Armstrong, 1973-80 (4,453/1,302/879)

Season

2,225	Terrell Davis, 1998 (2,008/217/0)
2,198	Otis Armstrong, 1974 (1,407/405/386)
2,080	Glyn Milburn, 1995 (266/191/1,623)
2,037	Terrell Davis, 1997 (1,750/287/0)
1,929	Rick Upchurch, 1975 (97/436/1,396)
1,922	Glyn Milburn, 1994 (201/549/1,172)
1,905	Clinton Portis, 2003 (1,591/314/0)
1,872	Clinton Portis, 2002 (1,508/364/0)
1,848	Terrell Davis, 1996 (1,538/310/0)
1,829	Eddie Royal, 2008 (109/980/740)

Game

404	Milburn, vs. Seattle, 12/10/95 (131/45/228)
295	Little, vs. Buffalo, 11/24/68 (71/165/59)
290	Swanson, at Kansas City, 10/18/87 (0/87/203)
289	Armstrong, vs. Pittsburgh, 9/22/74 (131/86/72)
284	Upchurch, vs. Kansas City, 9/21/75 (13/153/118)
271	Frazier, vs. Oakland, 10/15/61 (27/166/78)
256	M. Anderson, at New Orleans, 12/3/00 (251/5/0)
254	Portis, vs. Kansas City, 12/7/03 (218/36/0)
249	Royal, vs. Miami, 11/2/08 (0/69/180)
	Haynes, at Kansas City, 12/19/65 (53/82/114)
	* - NFL Record

INDIVIDUAL RECORDS — OFFENSE / RUSHING

MOST COMBINED YARDAGE BY A ROOKIE (RUSHING/RECEIVING/RETURNS)

Season

1,929	Rick Upchurch, 1975 (97/436/1,396)
1,872	Clinton Portis, 2002 (1,508/364/0)
1,829	Eddie Royal, 2008 (109/980/740)
1,757	Vance Johnson, 1985 (36/721/1,000)
1,656	Mike Anderson, 2000 (1,487/169/0)

Game

284	Upchurch, vs. Kansas City, 9/21/75 (13/153/118)
256	Anderson, at New Orleans, 12/3/00 (251/5/0)
249	Royal, vs. Miami, 11/2/08 (0/69/180)
246	Portis, vs. Arizona, 12/29/02 (228/18/0)
240	Upchurch, vs. Oakland, 11/2/75 (17/76/147)

RUSHING

MOST ATTEMPTS

Career

1,655	Terrell Davis, 1995-2002
1,641	Floyd Little, 1967-75
1,495	Sammy Winder, 1982-90
1,023	Otis Armstrong, 1973-80
865	Mike Anderson, 2000-05
845	Knowshon Moreno, 2009-13
774	John Elway, 1983-98
699	Jon Keyworth, 1974-80
693	C.J. Anderson, 2013-17
593	Bobby Humphrey, 1989-91

Season

392	Terrell Davis, 1998
369	Terrell Davis, 1997
345	Terrell Davis, 1996
297	Mike Anderson, 2000
296	Sammy Winder, 1984
294	Bobby Humphrey, 1989
290	Clinton Portis, 2003
288	Bobby Humphrey, 1990
284	Floyd Little, 1971
276	Olandis Gary, 1999

Game

42	Davis, at Buffalo, 10/26/97 (OT)
38	Droughns, at Oakland, 10/17/04
	Portis, vs. Cleveland, 12/14/03 (OT)
37	Moreno, at New England, 11/24/13 (OT)
	M. Anderson, at New Orleans, 12/3/00
	Gary, vs. Green Bay, 10/17/99
34	Portis, at Oakland, 11/30/03
	Davis, at Kansas City, 11/16/97
	Humphrey, at Buffalo, 9/30/90
	Winder, at L.A. Raiders, 10/28/84 (OT)

MOST ATTEMPTS BY A ROOKIE

Season

297	Mike Anderson, 2000
294	Bobby Humphrey, 1989
276	Olandis Gary, 1999
273	Clinton Portis, 2002
247	Knowshon Moreno, 2009

Game

37	M. Anderson, at New Orleans, 12/3/00
	Gary, vs. Green Bay, 10/17/99
32	M. Anderson, at Oakland, 9/17/00
31	M. Anderson, vs. Atlanta, 9/10/00
	Humphrey, at L.A. Raiders, 12/3/89 (OT)
	Humphrey, at Washington, 11/20/89

MOST RUSHING YARDS

Career

7,607	Terrell Davis, 1995-2002
6,323	Floyd Little, 1967-75
5,427	Sammy Winder, 1982-90
4,453	Otis Armstrong, 1973-80
3,822	Mike Anderson, 2000-05
3,468	Knowshon Moreno, 2009-13
3,407	John Elway, 1983-98
3,099	Clinton Portis, 2002-03
3,051	C.J. Anderson, 2013-17
2,653	Jon Keyworth, 1974-80

Season

2,008	Terrell Davis, 1998
1,750	Terrell Davis, 1997
1,591	Clinton Portis, 2003
1,538	Terrell Davis, 1996
1,508	Clinton Portis, 2002
1,487	Mike Anderson, 2000
1,407	Otis Armstrong, 1974
1,240	Reuben Droughns, 2004
1,202	Bobby Humphrey, 1990
1,199	Willis McGahee, 2011

Game

251	M. Anderson, at New Orleans, 12/3/00
228	Portis, vs. Arizona, 12/29/02
224	Moreno, at New England, 11/24/13 (OT)
218	Portis, vs. Kansas City, 12/7/03
215	Davis, vs. Cincinnati, 9/21/97
208	Davis, at Seattle, 10/11/98
207	Davis, at Buffalo, 10/26/97 (OT)
195	M. Anderson, at Seattle, 11/26/00
194	Davis, vs. Baltimore, 10/20/96
193	Droughns, vs. Carolina, 10/10/04

MOST RUSHING YARDS BY A ROOKIE

Season

1,508	Clinton Portis, 2002
1,487	Mike Anderson, 2000
1,159	Olandis Gary, 1999
1,151	Bobby Humphrey, 1989
1,117	Terrell Davis, 1995

Game

251	M. Anderson, at New Orleans, 12/3/00
228	Portis, vs. Arizona, 12/29/02
195	M. Anderson, at Seattle, 11/26/00
187	M. Anderson, at Oakland, 9/17/00
185	Gary, at Detroit, 12/25/99

HIGHEST RUSHING AVERAGE

Career (min. 100 carries)

5.50	Clinton Portis, 2002-03 (563-3,099)
5.38	Tim Tebow, 2010-11 (165-887)
5.13	Selvin Young, 2007-08 (201-1,032)
4.94	Tatum Bell, 2004-06, '08 (525-2,591)
4.81	Vaughn Hebron, 1996-98 (107-515)
4.77	Phillip Lindsay, 2018-20 (534-2,550)
4.64	Willis McGahee, 2011-12 (416-1,930)
4.60	Terrell Davis, 1995-2002 (1,655-7,607)
4.58	Melvin Gordon III, 2020 (215-986)
4.44	Gerald Willhite, 1982-88 (380-1,688)
4.44	Reuben Droughns, 2002-04 (285-1,265)

Season (min. 100 carries)

5.52	Clinton Portis, 2002 (273-1,508)
5.49	Clinton Portis, 2003 (290-1,591)
5.41	Tim Tebow, 2011 (122-660)
5.40	Phillip Lindsay, 2018 (192-1,037)
5.35	Correll Buckhalter, 2009 (120-642)
5.35	Otis Armstrong, 1974 (263-1,407)
5.32	Tatum Bell, 2005 (173-921)
5.21	Selvin Young, 2007 (140-729)
5.12	Terrell Davis, 1998 (392-2,008)
5.01	Mike Anderson, 2000 (297-1,487)

INDIVIDUAL RECORDS — RUSHING / PASSING

HIGHEST RUSHING AVERAGE, CONT.

Game (min. 8 rushes)

12.25	Green, vs. Houston, 10/18/92 (8-98)
11.79	Portis, vs. Chicago, 11/23/03 (14-165)
11.00	Rolle, vs. Oakland, 10/2/60 (9-99)
10.75	T. Bell, at San Diego, 12/28/08 (8-86)
	Portis, at San Diego, 9/14/03 (12-129)
10.58	T. Bell, vs. Washington, 10/9/05 (12-127)
10.38	Joe, at Boston, 10/18/63 (8-83)
10.33	Dawkins, at Kansas City, 10/7/73 (9-93)
10.22	Lindsay, vs. Cleveland, 1/13/19 (9-92)
10.13	Young, at Indianapolis, 9/30/07 (8-81)

HIGHEST RUSHING AVERAGE BY A ROOKIE

Season (min. 100 carries)

5.52	Clinton Portis, 2002 (273-1,508)
5.40	Phillip Lindsay, 2018 (192-1,037)
5.21	Selvin Young, 2007 (140-729)
5.01	Mike Anderson, 2000 (297-1,487)
4.71	Terrell Davis, 1995 (237-1,117)

Game (min. 8 rushes)

10.38	Joe, at Boston, 10/18/63 (8-83)
10.13	Young, at Indianapolis, 9/30/07 (8-81)
9.87	Keyworth, at Oakland, 11/24/74 (15-148)
9.75	Tebow, at Oakland, 12/9/07 (8-78)
9.50	Portis, vs. Arizona, 12/29/02 (24-228)

MOST RUSHING TOUCHDOWNS

Career

60	Terrell Davis, 1995-2002
43	Floyd Little, 1967-75
39	Sammy Winder, 1982-90
36	Mike Anderson, 2000-05
33	John Elway, 1983-98
29	Clinton Portis, 2002-03
26	Knowshon Moreno, 2009-13
25	Otis Armstrong, 1973-80
22	Jon Keyworth, 1973-80
20	C.J. Anderson, 2013-17

Season

21	Terrell Davis, 1998
15	Clinton Portis, 2002
	Mike Anderson, 2000
	Terrell Davis, 1997
14	Clinton Portis, 2003
13	Terrell Davis, 1996
12	Mike Anderson, 2005
	Floyd Little, 1973
10	Knowshon Moreno, 2013
	Jon Keyworth, 1974

Game

5	Portis, vs. Kansas City, 12/7/03
4	M. Anderson, at New Orleans, 12/3/00
3	14 times (last: C. Anderson, vs. Oakland, 12/28/14)

MOST RUSHING TOUCHDOWNS BY A ROOKIE

Season

15	Clinton Portis, 2002
	Mike Anderson, 2000
10	Jon Keyworth, 1974
9	Phillip Lindsay, 2018
8	Mike Bell, 2006
7	Knowshon Moreno, 2009
	Olandis Gary, 1999
	Terrell Davis, 1995
	Bobby Humphrey, 1989

Game

4	M. Anderson, at New Orleans, 12/3/00
3	Portis, vs. Kansas City, 12/15/02
	Keyworth, vs. Kansas City, 11/18/74
2	27 times (last: M. Ball, vs. Kansas City, 11/17/13)

MOST CONSECUTIVE GAMES SCORING BY RUSH

8	Terrell Davis, 1998
6	Terrell Davis, 1997-98 (last four, first two)
5	Mike Anderson, 2005
	Terrell Davis, 1997
	Sammy Winder, 1985

LONGEST SCORING RUN

82	Gene Mingo, vs. Oakland, 10/5/62
80	Mike Anderson, at Seattle, 11/26/00
	Floyd Little, at San Francisco, 10/25/70
72	Ronnie Hillman, vs. Minnesota, 10/4/15
	Javon Walker, at Pittsburgh, 11/5/06
	Joe Dawkins, at Kansas City, 10/7/73
71	Terrell Davis, vs. Baltimore, 10/20/96
68	Billy Joe, at Boston, 10/18/63
67	Tatum Bell, vs. Philadelphia, 10/30/05
	Gaston Green, vs. Houston, 10/18/92

LONGEST SCORING RUN BY A ROOKIE

80	Mike Anderson, at Seattle, 11/26/00
68	Billy Joe, at Boston, 10/18/63
65	Phillip Lindsay, at Cincinnati, 12/2/18
60	Terrell Davis, at Houston, 11/26/95
51	Clinton Portis, vs. Kansas City, 12/15/02
45	Olandis Gary, at Detroit, 12/25/99
	Fred Bukaty, vs. Buffalo, 11/19/61

LONGEST NON-SCORING RUN

71	Eddie Royal, vs. Buffalo, 12/21/08
	Olandis Gary, vs. Seattle, 12/19/99
70	Terrell Davis, at Seattle, 10/11/98
69	Henry Bell, vs. Los Angeles, 10/16/60
68	Tatum Bell, vs. New England, 10/16/05
65	Melvin Gordon III, at Kansas City, 12/6/20
64	Justin Forsett, vs. Oakland, 1/1/17
63	Jim Krieg, vs. San Diego, 12/10/72
	Bob Scarpitto, at San Diego, 10/30/66
62	Lonnie Perrin, vs. Baltimore, 11/27/77

LONGEST NON-SCORING RUN BY A ROOKIE

71	Eddie Royal, vs. Buffalo, 12/21/08
	Olandis Gary, vs. Seattle, 12/19/99
69	Henry Bell, vs. Los Angeles, 10/16/60
63	Jim Krieg, vs. San Diego, 12/10/72

PASSING

WINNING PERCENTAGE AS A STARTING QUARTERBACK (min. 25 starts)

45-12 (.789)	Peyton Manning, 2012-15
39-15 (.722)	Jake Plummer, 2003-06
148-82-1 (.643)	John Elway, 1983-98
41-23 (.641)	Craig Morton, 1977-82
27-24 (.529)	Brian Griese, 1998-2002
20-18-3 (.524)	Charley Johnson, 1972-75
17-20 (.459)	Jay Cutler, 2006-08
14-17 (.452)	Steve Ramsey, 1971-76
12-22 (.353)	Kyle Orton, 2009-11
13-25-1 (.346)	Frank Tripucka, 1960-63

MOST PASSING YARDS

Career

51,475	John Elway, 1983-98
17,112	Peyton Manning, 2012-15
11,895	Craig Morton, 1977-82
11,763	Brian Griese, 1998-2002
11,631	Jake Plummer, 2003-06
9,024	Jay Cutler, 2006-08
8,434	Kyle Orton, 2009-11
7,676	Frank Tripucka, 1960-63
7,238	Charley Johnson, 1972-75
6,437	Steve Ramsey, 1971-76

Season

5,477	Peyton Manning, 2013
4,727	Peyton Manning, 2014
4,659	Peyton Manning, 2012
4,526	Jay Cutler, 2008
4,089	Jake Plummer, 2004
4,030	John Elway, 1993
3,970	John Elway, 1995
3,891	John Elway, 1985
3,890	Case Keenum, 2018
3,802	Kyle Orton, 2009

* - NFL Record

INDIVIDUAL RECORDS — PASSING

MOST PASSING YARDS, CONT.

Game	
499	Plummer, vs. Atlanta, 10/31/04 (31-55)
479	Manning, vs. Arizona, 10/5/14 (31-47)
476	Orton, vs. Indianapolis, 9/26/10 (37-57)
462	Manning, vs. Baltimore, 9/5/13 (27-42)
	Frerotte, vs. San Diego, 11/19/00 (36-58)
447	Cutler, at Cleveland, 11/6/08 (24-42)
	Trippucka, at Buffalo, 9/15/62 (29-56)
445	C. Johnson, vs. Kansas City, 11/18/74 (28-42)
438	Manning, at New England, 11/2/14 (34-57)
432	Elway, at Seattle, 12/20/85 (24-42)

MOST PASSING YARDS BY A ROOKIE

Season	
1,689	Mickey Slaughter, 1963
1,663	John Elway, 1983
1,589	Marlin Briscoe, 1968
1,110	Max Choboian, 1966
1,020	Drew Lock, 2019

Game	
345	Elway, vs. Baltimore, 12/11/83 (23-34)
335	Briscoe, vs. Buffalo, 11/24/68 (12-29)
309	Lock, at Houston, 12/8/19 (22-27)
308	Tebow, vs. Houston, 12/26/10 (16-29)
298	Slaughter, at Oakland, 12/15/63 (20-35)

MOST ATTEMPTS

Career	
7,250	John Elway, 1983-98
2,170	Peyton Manning, 2012-15
1,678	Brian Griese, 1998-2002
1,596	Jake Plummer, 2003-06
1,594	Craig Morton, 1977-82
1,277	Frank Tripucka, 1960-63
1,220	Jay Cutler, 2006-08
1,194	Kyle Orton, 2009-11
970	Charley Johnson, 1972-75
919	Steve Ramsey, 1971-76

Season	
659	Peyton Manning, 2013
616	Jay Cutler, 2008
605	John Elway, 1985
597	Peyton Manning, 2014
586	Case Keenum, 2018
583	Peyton Manning, 2012
551	John Elway, 1993
542	John Elway, 1995
541	Kyle Orton, 2009
521	Jake Plummer, 2004
504	John Elway, 1986

Game	
59	Manning, vs. Tennessee, 12/8/13
	Elway, at Green Bay, 10/10/93
58	Frerotte, vs. San Diego, 11/19/00
57	Orton, vs. Indianapolis, 9/26/10
	Manning, at New England, 11/2/14
56	Orton, vs. Kansas City, 1/3/10
	Trippucka, at Buffalo, 9/15/62
55	Plummer, vs. Atlanta, 10/31/04
54	Manning, at St. Louis, 11/16/14
53	Griese, at Baltimore, 9/30/02
	Slaughter, at Houston, 12/20/64

MOST ATTEMPTS BY A ROOKIE

Season	
259	John Elway, 1983
224	Marlin Briscoe, 1968
223	Mickey Slaughter, 1963
156	Drew Lock, 2019
137	Jay Cutler, 2006

Game	
44	Elway, vs. Baltimore, 12/11/83
40	Lock, at Kansas City, 12/15/19
36	Tebow, vs. San Diego, 12/1/11
35	Lynch, vs. Atlanta, 10/9/16
34	Elway, at Kansas City, 12/18/83

MOST COMPLETIONS

Career	
4,123	John Elway, 1983-98
1,443	Peyton Manning, 2012-15
1,044	Brian Griese, 1998-2002
944	Jake Plummer, 2003-06
907	Craig Morton, 1977-82
762	Jay Cutler, 2006-08
720	Kyle Orton, 2009-11
662	Frank Tripucka, 1960-63
517	Charley Johnson, 1972-75
495	Trevor Siemian, 2015-17

Season	
450	Peyton Manning, 2013
400	Peyton Manning, 2012
395	Peyton Manning, 2014
384	Jay Cutler, 2008
365	Case Keenum, 2018
348	John Elway, 1993
336	Kyle Orton, 2009
327	John Elway, 1985
316	John Elway, 1995
307	John Elway, 1994
303	Jake Plummer, 2004

Game	
39	Manning, vs. Tennessee, 12/8/13
37	Orton, vs. Indianapolis, 9/26/10
36	Cutler, vs. San Diego, 9/14/08
	Frerotte, vs. San Diego, 11/19/00
	Elway, vs. San Diego, 9/4/94
35	Keenum, at N.Y. Jets, 10/7/18
	Siemian, at Tennessee, 12/11/16
	Osweller vs. Oakland, 12/13/15
	Orton, at Tennessee, 10/3/10
	Orton, vs. New England, 10/11/09
	Griese, at Baltimore, 9/30/02
	Flacco, vs. Chicago, 9/15/19
34	Griese, vs. Oakland, 11/11/02
	Slaughter, at Houston, 12/20/64
	Manning, at New England, 11/2/14
	Manning, at St. Louis, 11/16/14

MOST COMPLETIONS BY A ROOKIE

Season	
123	John Elway, 1983
112	Mickey Slaughter, 1963
100	Drew Lock, 2019
93	Marlin Briscoe, 1968
81	Jay Cutler, 2006

Game	
25	Lock, vs. Detroit, 12/22/19
23	Lynch, vs. Atlanta, 10/9/16
	Elway, vs. Baltimore, 12/11/83
22	Lock, at Houston, 12/8/19
21	Cutler, at Arizona, 12/17/06
	Cutler, vs. San Francisco, 12/31/06 (OT)
18	Maddox, at L.A. Raiders, 11/22/92
	Elway, vs. Philadelphia, 9/18/83
	Lock, vs. L.A. Chargers, 12/1/19
	Lock, at Kansas City, 12/15/19

HIGHEST COMPLETION PERCENTAGE

Career (min. 100 passes)	
.665	Peyton Manning, 2012-15 (1,443-2,170)
.653	Joe Flacco, 2019 (171-262)
.641	Drew Lock, 2019 (100-156)
.626	Hugh Millen, 1994-95 (107-171)
.625	Jay Cutler, 2006-08 (762-1,220)
.623	Case Keenum, 2018 (365-586)
.622	Brian Griese, 1998-2002 (1,044-1,678)
.617	Paxton Lynch, 2016-17 (79-128)
.613	Brook Osweiler, 2012-15, '17 (283-477)
.603	Kyle Orton, 2009-11 (720-1,194)

INDIVIDUAL RECORDS — PASSING

HIGHEST COMPLETION PERCENTAGE, CONT.

Season (min. 50 passes)

.686	Peyton Manning, 2012 (400-583)
.683	Peyton Manning, 2013 (450-659)
.667	Brian Griese, 2002 (291-436)
.662	Peyton Manning, 2014 (395-597)
.653	Joe Flacco, 2019 (171-262)
.643	Brian Griese, 2000 (216-336)
.641	Drew Lock, 2019 (100-156)
.636	Jay Cutler, 2007 (297-467)
.632	Norris Weese, 1978 (55-87)
.632	John Elway, 1993 (348-551)

Game (min. 10 passes)

.944	Morton, vs. San Diego, 9/27/81 (17-18)
.917	Elway, at L.A. Raiders, 11/2/86 (11-12)
.893	Manning, at Oakland, 12/29/13 (25-28)
.865	Manning, vs. Oakland, 9/23/13 (32-37)
.864	Morton, vs. Kansas City, 12/20/78 (19-22)
.846	Manning, vs. San Francisco, 10/19/14 (22-26)
.842	Elway, vs. Minnesota, 11/18/84 (16-19)
.833	Ramsey, vs. Cleveland, 10/19/75 (10-12)

HIGHEST COMPLETION PERCENTAGE BY A ROOKIE

Season (min. 50 passes)

.641	Drew Lock, 2019 (100-156)
.591	Jay Cutler, 2006 (81-137)
.590	Paxton Lynch, 2016 (49-83)
.545	Tommy Maddox, 1992 (66-121)
.502	Mickey Slaughter, 1963 (112-223)

Most Touchdown Passes

Career

300	John Elway, 1983-98
140	Peyton Manning, 2012-15
74	Craig Morton, 1977-82
71	Jake Plummer, 2003-06
	Brian Griese, 1998-2002
54	Jay Cutler, 2006-08
52	Charley Johnson, 1972-75
51	Frank Tripucka, 1960-63
49	Kyle Orton, 2009-11
38	Steve Tensi, 1967-70

Season

.55	Peyton Manning, 2013
.39	Peyton Manning, 2014
.37	Peyton Manning, 2012
.27	Jake Plummer, 2004
	John Elway, 1997
26	John Elway, 1996
	John Elway, 1995
25	Jay Cutler, 2008
	John Elway, 1993
24	Frank Tripucka, 1960

* - NFL Record

Game

*.7	Manning, vs. Baltimore, 9/5/13
.5	Manning, at Kansas City, 12/1/13
	Frerotte, vs. San Diego, 11/19/00
	Elway, vs. Minnesota, 11/18/84
	Tripucka, vs. Buffalo, 10/28/62
	Manning at Oakland, 11/9/14
.4	36 times (last: Lock, at Carolina, 12/13/20)

* - NFL Record (tie)

MOST TOUCHDOWN PASSES BY A ROOKIE

Season

14	Marlin Briscoe, 1968
13	Mickey Slaughter, 1963
9	Jay Cutler, 2006
7	John Elway, 1983
	Drew Lock, 2019

Game

4	Elway, vs. Baltimore, 12/11/83
	Briscoe, vs. Buffalo, 11/24/68
3	Maddox, vs. Dallas, 12/6/92; Briscoe, vs. San Diego, 12/1/68; Briscoe, at San Diego, 10/20/68
	Lock, at Houston, 12/8/19

MOST INTERCEPTIONS THROWN

Career

226	John Elway, 1983-98
85	Frank Tripucka, 1960-63
65	Craig Morton, 1977-82
58	Steve Ramsey, 1971-76
53	Brian Griese, 1998-2002
	Peyton Manning, 2012-15
52	Charley Johnson, 1972-75
47	Jake Plummer, 2003-06
45	Steve Tensi, 1967-70
38	Mickey Slaughter, 1963-66

Season

34	Frank Tripucka, 1960
25	Frank Tripucka, 1962
23	John Elway, 1985
22	George Herring, 1961
21	Frank Tripucka, 1961
20	Jake Plummer, 2004
	Jacky Lee, 1964
19	Brian Griese, 2001
	John Elway, 1988
	Craig Morton, 1979

Game

6	Horn, at Green Bay, 9/26/71
	Herring, at Houston, 11/26/61
5	Nine times (last: Elway, vs. Kansas City, 12/14/85)

MOST INTERCEPTIONS THROWN BY A ROOKIE

Season

15	Mickey Slaughter, 1963
14	John Elway, 1983
13	Marlin Briscoe, 1968
9	Tommy Maddox, 1992
5	Jay Cutler, 2006

Game

5	Slaughter, vs. Houston, 10/13/63
4	Five times (last: Maddox, vs. Dallas, 12/6/92)

BEST INTERCEPTION AVOIDANCE PERCENTAGE

Career (min. 100 passes)

.018	Hugh Miller, 1994-95 (3-171)
.020	Brock Osweiler, 2012-15, '17 (11-3477)
.023	Kyle Orton, 2009-11 (28-1,194)
.024	Peyton Manning, 2012-15 (53-2,170)
.025	Tim Tebow, 2010-11 (9-353)
.026	Case Keenum, 2018 (15-586)
.029	Gus Frerotte, 2000-01 (8-280)
.029	Trevor Siemian, 2015-17 (24-835)
.029	Jake Plummer, 2003-06 (47-1,596)
.030	Jay Cutler, 2006-08 (37-1,220)
.031	John Elway, 1983-98 (226-7,250)

Season (min. 50 passes)

.012	Paxton Lynch, 2016 (1-83)
.012	Brian Griese, 2000 (4-336)
.012	Chris Miller, 1999 (1-81)
.013	Gary Kubiak, 1984 (1-75)
.015	Peyton Manning, 2013 (10-659)
.015	Jake Plummer, 2005 (7-456)
.018	Kyle Orton, 2010 (9-498)
.018	John Elway, 1993 (10-551)
.019	Peyton Manning, 2012 (11-583)
.020	John Elway, 1994 (10-494)

HIGHEST AVERAGE GAIN PER ATTEMPT

Career (min. 100 passes)

7.89	Peyton Manning, 2012-15 (2,170-17,112)
7.52	Norris Weese, 1976-79 (251-1,887)
7.46	Craig Morton, 1977-82 (1,594-11,895)
7.46	Charley Johnson, 1972-75 (970-7,238)
7.44	Gus Frerotte, 2000-01 (280-2,084)
7.40	Jay Cutler, 2006-08 (1,220-9,024)
7.30	Steve Beuerlein, 2002-03 (180-1,314)
7.29	Jake Plummer, 2003-06 (1,596-11,631)
7.12	George Shaw, 1962 (110-783)
7.10	John Elway, 1983-98 (7,250-51,475)

INDIVIDUAL RECORDS — PASSING

Season (min. 50 passes)

8.65	Jacky Lee, 1965 (80-692)
8.50	Craig Morton, 1981 (376-3,195)
8.31	Peyton Manning, 2013 (659-5,477)
8.31	Norris Weese, 1978 (87-723)
8.07	Charley Johnson, 1974 (244-1,969)
8.00	Brian Griese, 2000 (336-2,688)
7.99	Peyton Manning, 2012 (583-4,659)
7.98	Tim Tebow, 2010 (82-654)
7.92	Peyton Manning, 2014 (597-4,727)
7.91	Steve Beuerlein, 2002 (117-925)

Game (min. 12 passes)

17.11	Morton, vs. San Diego, 9/27/81 (18-308)
16.45	Johnson, vs. Kansas City, 9/21/75 (20-329)
15.70	Morton, vs. Detroit, 10/11/81 (18-283)
14.00	Plummer, at Indianapolis, 12/21/03 (17-238)
13.67	Tensi, vs. Boston, 9/14/69 (15-205)

HIGHEST AVERAGE GAIN PER ATTEMPT BY A ROOKIE

Season (min. 50 passes)

7.98	Tim Tebow, 2010 (82-654)
7.57	Mickey Slaughter, 1963 (223-1,689)
7.31	Jay Cutler, 2006 (137-1,001)
7.09	Marlin Briscoe, 1968 (224-1,589)
6.54	Drew Lock, 2019 (156-1,020)
6.42	John Elway, 1983 (259-1,663)

HIGHEST AVERAGE GAIN PER COMPLETION

Career (min. 100 passes)

14.81	Steve Tensi, 1967-70 (348-5,153)
14.27	Tim Tebow, 2010-11 (167-2,383)
14.12	Steve Ramsey, 1971-76 (456-6,437)
14.00	Charley Johnson, 1972-75 (517-7,238)
13.48	John McCormick, 1963-68 (207-2,791)
13.20	Norris Weese, 1976-79 (143-1,887)
13.11	Craig Morton, 1977-82 (907-11,895)
13.01	Jacky Lee, 1964-65 (177-2,303)
13.01	Steve Beuerlein, 2002-03 (101-1,314)
12.72	George Herring, 1960-61 (102-1,297)

Season (min. 50 passes)

17.94	John Huftnagel, 1975 (16-287)
17.09	Marlin Briscoe, 1968 (93-1,589)
16.15	Steve Ramsey, 1972 (65-1,050)
15.98	George Shaw, 1962 (49-783)
15.95	Tim Tebow, 2010 (41-654)
15.73	Jacky Lee, 1965 (44-692)
15.71	Charley Johnson, 1975 (65-1,021)
15.19	Steve Tensi, 1969 (131-1,990)
15.09	Steve Ramsey, 1976 (128-1,931)
15.08	Mickey Slaughter, 1963 (112-1,689)

Game (min. 12 passes)

27.92	Briscoe, vs. Buffalo, 11/24/68 (12-335)
27.42	Johnson, vs. Kansas City, 9/21/75 (12-329)
25.23	McCormick, at Buffalo, 12/18/66 (13-328)
23.90	Breaux, vs. Buffalo, 11/3/63 (10-239)
23.73	Ramsey, vs. Houston, 9/17/73 (11-261)

HIGHEST PASSER RATING

Career (min. 100 passes)

101.7	Peyton Manning, 2012-15 (2,170 att.)
89.7	Drew Lock, 2019 (156 att.)
87.1	Jay Cutler, 2006-08 (1,220 att.)
86.5	Bubby Brister, 1997-99 (160 att.)
85.7	Kyle Orton, 2009-11 (1,194 att.)
85.5	Gus Frerotte, 2000-01 (280 att.)
84.3	Jake Plummer, 2003-06 (1,596 att.)
84.1	Brian Griese, 1998-2002 (1,678 att.)
81.2	Case Keenum, 2018 (586 att.)
81.2	Brock Osweiler, 2012-15, -17 (477 att.)

Season (min. 50 passes)

115.1	Peyton Manning, 2013 (659 att.)
105.8	Peyton Manning, 2012 (583 att.)
102.9	Brian Griese, 2000 (336 att.)
101.5	Peyton Manning, 2014 (597 att.)
99.0	Bubby Brister, 1998 (131 att.)
93.0	John Elway, 1998 (356 att.)
92.8	John Elway, 1993 (551 att.)
91.2	Jake Plummer, 2003 (302 att.)
90.5	Craig Morton, 1981 (376 att.)
90.2	Jake Plummer, 2005 (456 att.)

HIGHEST PASSER RATING BY A ROOKIE

Season (min. 50 passes)

89.7	Drew Lock, 2019
88.5	Jay Cutler, 2006
82.1	Tim Tebow, 2010
79.2	Paxton Lynch, 2016
73.5	Ken Karcher, 1987
71.4	Don Breaux, 1963

MOST CONSECUTIVE GAMES WITH A TOUCHDOWN PASS

44	Manning, 2012-14
23	Griese, 2001-02 (15 games in 2001; did not play in one game, first eight of 2002)
17	Orton, 2009-10 (last 6 games of 20, first 11 of 2010)
15	Elway, 1995-96 (last 12 games of 1995, first three of 1996)
13	Elway, 1985-86 (last 7 games of 1985, first 6 of 1986)
12	Elway, 1992-93 (last game of 1992, first 11 games of 1993)
11	Cutler, 2007-08 (last game of 2007, first 10 games of 2008)
10	Elway, 1996 (5th through 15th; did not play in one game)
	Johnson, 1973-74 (last 8 games of 1973, first 2 games of 1974)
9	Six times (last: Cutler, 2006-07 (last 5 games of 2006, first 4 games of 2007))

MOST CONSECUTIVE COMPLETIONS

20	Millen, last 7 at L.A. Raiders, 12/11/94 and first 13 at S.F., 12/17/94
18	DeBerg, at L.A. Rams (17), 12/12/82 and vs. Kansas City (1), 12/19/82
17	Griese, at Arizona, 9/23/01
16	Plummer, vs. Detroit, 9/28/03 and Morton, vs. Kansas City, 12/10/78
15	Manning, vs. Oakland, 9/23/13
14	Elway, vs. Seattle (5), 11/2/97 and vs. Carolina (9), 11/9/97
13	Manning, at San Diego, 10/15/12 and Manning, at Carolina, 11/11/12
12	Manning, at Oakland, 12/29/13
	Griese, at San Diego, 10/8/00

MOST CONSECUTIVE PASSES WITHOUT AN INTERCEPTION

229	Plummer, 2005 (2nd game through 11th)
226	Manning, 2012-13 (15th game in 2012 through 5th game in 2013)
200	Keenum, 2018 (8th game through 14th)
190	Elway, 1997 (8th game through 14th)
176	Manning, 2012 (2nd game through 6th)
136	Elway, 1990-91 (15th game in 1990 through 4th game in 1991)

LONGEST SCORING PASS

97	George Shaw to Jerry Tarr, at Boston, 9/21/62
96	Frank Tripucka to Al Frazier, at Buffalo, 9/15/62
95	Craig Morton to Steve Watson, vs. Detroit, 10/11/81
93	Jay Cutler to Eddie Royal, at Cleveland, 11/6/08
	Craig Morton to Steve Watson, vs. San Diego, 9/27/81
92	Drew Lock to Jerry Jeudy, vs. Las Vegas, 1/3/21
90	Charley Johnson to Rick Upchurch, vs. Kansas City, 9/21/75
	John McCormick to Bob Scarpiotto, vs. Houston, 10/17/65
87	Kyle Orton to Brandon Stokley, at Cincinnati, 9/13/09
	Frank Tripucka to Al Frazier, vs. San Diego, 11/12/61

INDIVIDUAL RECORDS — PASSING / RECEIVING

LONGEST NON-SCORING PASS

88	Brian Griese to Byron Chamberlain, vs. Green Bay, 10/17/99
86	John Elway to Vance Johnson, vs. L.A. Raiders, 9/26/88
	Craig Morton to Steve Watson, vs. Kansas City, 12/6/81
78	John Elway to Rod Smith, vs. Kansas City, 8/31/97
77	Peyton Manning to Demaryius Thomas at Kansas City, 12/1/13

LONGEST COMPLETION BY A ROOKIE

81	Arthur Marshall (WR) to Cedric Tillman, vs. Dallas, 12/6/92 (TD)
78	Gary Kubiak to Steve Watson, vs. Seattle, 11/20/83 (TD)
74	Mickey Slaughter to Bill Groman, at Buffalo, 11/9/63
71	Jay Cutler to Brandon Marshall, vs. Seattle, 12/3/06 (TD)
54	Jay Cutler to Javon Walker, at Arizona, 12/17/06 (TD)

RECEIVING

MOST RECEPTIONS

Career

849	Rod Smith, 1995-2007
675	Shannon Sharpe, 1990-99, '02-03
665	Demaryius Thomas, 2010-18
543	Lionel Taylor, 1960-66
462	Ed McCaffrey, 1995-2003
415	Vance Johnson, 1985-93, '95
404	Emmanuel Sanders, 2014-19
396	Riley Odums, 1972-83
353	Steve Watson, 1979-87
327	Brandon Marshall, 2006-09

Season

113	Rod Smith, 2001
111	Demaryius Thomas, 2014
105	Demaryius Thomas, 2015
104	Brandon Marshall, 2008
102	Brandon Marshall, 2007
101	Brandon Marshall, 2009
	Ed McCaffrey, 2000
	Emmanuel Sanders, 2014
100	Rod Smith, 2000
	Lionel Taylor, 1961

Game

*21	Marshall, at Indianapolis, 12/13/09
18	Marshall, vs. San Diego, 9/14/08
14	Gaffney, vs. Kansas City, 1/3/10
	R. Smith, at Arizona, 9/23/01
13	R. Smith, vs. New England, 10/1/00
	Sharpe, vs. San Diego, 10/6/96
	B. Anderson, vs. Chicago, 9/30/73
	Taylor, vs. Oakland, 11/29/64
12	Gaffney, vs. Indianapolis, 9/26/10
	Sharpe, at Kansas City, 10/20/02 (OT)
	Taylor, at Boston, 9/21/62

* - NFL Record

MOST RECEPTIONS BY A ROOKIE

Season

91	Eddie Royal, 2008
52	Jerry Jeudy, 2020
51	Vance Johnson, 1985
49	Terrell Davis, 1995
42	Courtland Sutton, 2018

Game

11	Royal, at San Diego, 12/28/08
9	Royal, at New England, 10/20/08
	Royal, at Kansas City, 9/28/08
	Royal, at Oakland, 9/8/08
8	Three times (last: Thomas, vs. Seattle, 9/19/10)

MOST RECEIVING YARDS

Career

11,389	Rod Smith, 1995-2007
9,055	Demaryius Thomas, 2010-18
8,439	Shannon Sharpe, 1990-99, '02-03
6,872	Lionel Taylor, 1960-66
6,200	Ed McCaffrey, 1995-2003
6,112	Steve Watson, 1979-87
5,755	Riley Odums, 1972-83
5,695	Vance Johnson, 1985-93, '95
5,450	Haven Moses, 1972-81
5,361	Emmanuel Sanders, 2014-19

Season

1,619	Demaryius Thomas, 2014
1,602	Rod Smith, 2000
1,448	Brandon Lloyd, 2010
1,434	Demaryius Thomas, 2012
1,430	Demaryius Thomas, 2013
1,404	Emmanuel Sanders, 2014
1,343	Rod Smith, 2001
1,325	Brandon Marshall, 2007
1,317	Ed McCaffrey, 2000
1,304	Demaryius Thomas, 2015

Game

226	D. Thomas, vs. Arizona, 10/5/14
214	Sharpe, at Kansas City, 10/20/02 (OT)
213	Gaffney, vs. Kansas City, 1/3/10
208	R. Smith, vs. Atlanta, 10/31/04
200	Marshall, at Indianapolis, 12/13/09
199	Taylor, vs. Buffalo, 11/27/60
187	R. Smith, vs. San Diego, 11/19/00
183	Watson, at L.A. Rams, 12/12/82
182	Watson, vs. Detroit, 10/11/81
181	Sanders at Pittsburgh, 12/20/15

MOST RECEIVING YARDS BY A ROOKIE

Season

980	Eddie Royal, 2008
856	Jerry Jeudy, 2020
738	Mark Jackson, 1986
721	Vance Johnson, 1985
704	Courtland Sutton, 2018

Game

164	Royal, at Cleveland, 11/6/08
153	Upchurch, vs. Kansas City, 9/21/75
152	Tarr, at Boston, 9/21/62
146	Royal, at Oakland, 9/8/08
140	Jeudy, vs. Las Vegas, 1/3/21

MOST TOUCHDOWN RECEPTIONS

Career

68	Rod Smith, 1995-2007
60	Demaryius Thomas, 2010-18
55	Shannon Sharpe, 1990-99, '02-03
46	Ed McCaffrey, 1995-2003
44	Haven Moses, 1972-81
	Lionel Taylor, 1960-66
41	Riley Odums, 1972-81
37	Vance Johnson, 1985-93, '95
36	Steve Watson, 1979-87
33	Eric Decker, 2010-13
32	Al Denson, 1964-70

Season

14	Demaryius Thomas, 2013
	Anthony Miller, 1995
13	Eric Decker, 2012
	Steve Watson, 1981
12	Rod Smith, 1997
	Lionel Taylor, 1960
	Julius Thomas, 2013
	Julius Thomas, 2014
11	Eric Decker, 2013
	Brandon Lloyd, 2010
	Rod Smith, 2001
	Al Denson, 1967
	D. Thomas, 2014

INDIVIDUAL RECORDS — RECEIVING / PUNTING

Game	
4	Decker, at Kansas City, 12/1/13
3	15 times (last: D. Thomas, vs. Miami, 11/23/14)

Most Touchdown Receptions by a Rookie

Season	
5	Eddie Royal, 2008
4	Courtland Sutton, 2018
	Tony Scheffler, 2006
	Rick Massie, 1987
3	KJ Hamler, 2020
	Jerry Judy, 2020
	Noah Fant, 2019
	Glyn Milburn, 1993
	Melvin Bratton, 1989
	Vance Johnson, 1985
	Clarence Kay, 1984
	Clint Sampson, 1983
	Billy Van Heusen, 1968

Game	
2	Hamler, at Carolina, 12/13/20
	Scheffler, at San Diego, 12/10/06
	Sampson, vs. Cleveland, 12/4/83
1	Many (last: Judy, vs. Las Vegas, 1/3/21)

Highest Average Gain Per Reception

Career (min. 50 receptions)

20.5	Bill Van Heusen, 1968-76 (82-1,684)
18.0	Haven Moses, 1972-81 (302-5,450)
17.9	Ashley Lelie, 2002-05 (168-3,007)
17.8	Brandon Lloyd, 2009-11 (104-1,848)
17.4	Al Frazier, 1961-63 (58-1,010)
17.3	Steve Watson, 1979-1987 (353-6,112)
17.2	Mark Jackson, 1986-92 (276-4,746)
16.8	Bob Scarpitto, 1962-67 (145-2,439)
16.8	Mike Haffner, 1968-70 (59-991)
16.8	Jack Dolbin, 1975-79 (94-1,576)

Season (min. 20 receptions)

22.0	Bob Scarpitto, 1963 (21-463)
20.7	Steve Watson, 1981 (60-1,244)
20.3	Ricky Nattiel, 1987 (31-630)
20.1	Al Denson, 1966 (36-725)
20.1	Haven Moses, 1974 (37-744)
20.1	Ashley Lelie, 2004 (54-1,084)
20.0	Haven Moses, 1977 (27-539)
19.9	Haven Moses, 1976 (25-498)
19.5	Al Denson, 1967 (46-899)
19.4	Mark Jackson, 1986 (38-738)

Game (min. 4 receptions)

41.3	Little, vs. Buffalo, 11/24/68 (4-165)
38.0	Tarr, at Boston, 9/21/62 (4-152)
36.4	Watson, vs. Detroit, 10/11/81 (5-182)
36.0	D. Thomas, at Minnesota, 12/4/11 (4-144)
33.5	Scarpitto, vs. Houston, 10/13/63 (4-134)

Highest Average Gain Per Reception by a Rookie

Season (min. 20 receptions)

20.3	Ricky Nattiel, 1987 (31-630)
19.4	Mark Jackson, 1986 (38-738)
19.1	Jack Dolbin, 1975 (22-421)
19.0	Arthur Marshall, 1992 (26-493)
16.8	Courtland Sutton, 2018 (42-704)

Game (min. 4 receptions)

38.0	Tarr, at Boston, 9/21/62 (4-152)
30.5	Haffner, vs. Kansas City, 12/14/68 (4-122)
29.5	Nattiel, at San Diego, 11/29/87 (4-118)
28.3	Fant, at Houston, 12/8/19 (4-113)
28.0	Judy, vs. Las Vegas, 1/3/21 (5-140)

Most Consecutive Games With a Touchdown Catch

7	Riley Odoms, 1973
6	Wes Welker, 2013
	Anthony Miller, 1995
	Vance Johnson, 1987
	Al Denson, 1969
	Lionel Taylor, 1960-61 (last 4 games of 1960, first 2 of '61)
5	Eric Decker, 2012
	Steve Watson, 1981
	Julius Thomas, 2014
4	Five times (last: Brandon Lloyd, 2010)

Most Consecutive Games With a Reception

124	Rod Smith, 1999-2006
107	Demaryius Thomas, 2011-18
68	Ed McCaffrey, 1997-2003
62	Lionel Taylor, 1960-64
60	Shannon Sharpe, 1995-99
53	Brandon Marshall, 2006-09
49	Steve Watson, 1983-86
47	Mark Jackson, 1989-92
41	Anthony Miller, 1994-96
	Riley Odoms, 1976-79

Longest Reception by a Rookie

97	Jerry Tarr (from George Shaw), at Boston, 9/21/62 (TD)
93	Eddie Royal (from Jay Cutler), at Cleveland, 11/6/08 (TD)
92	Jerry Judy (from Drew Lock), vs. Las Vegas, 1/3/21 (TD)
90	Rick Upchurch (from Charley Johnson), vs. Kansas City, 9/21/75 (TD)
82	Al Denson (from Jacky Lee), at Kansas City, 11/1/64 (TD)

PUNTING

Most Punts

Career

641	Tom Rouen, 1993-2002
574	Bill Van Heusen, 1968-76
472	Britton Colquitt, 2010-15
377	Luke Prestridge, 1979-83
374	Mike Horan, 1986-92
248	Bob Scarpitto, 1962-67
218	Chris Norman, 1984-86
204	Jim Fraser, 1962-64
186	Bucky Dilts, 1977-78
162	Riley Dixon, 2016-17

Season

105	Bob Scarpitto, 1967
101	Britton Colquitt, 2011
96	Chris Norman, 1984
	Bucky Dilts, 1978
92	Chris Norman, 1985
90	Bucky Dilts, 1977
89	Riley Dixon, 2016
	Luke Prestridge, 1979
88	Bill Van Heusen, 1968
87	Luke Prestridge, 1983
	Bill Van Heusen, 1970

Game

12	Prestridge, at Buffalo, 10/25/81
	Van Heusen, vs. Cincinnati, 10/6/68
	Scarpitto, at Oakland, 9/19/67
11	Dixon, at Jacksonville, 12/4/17
	Rodriguez, vs. Seattle, 11/30/92 (OT)
	Norman, vs. Seattle, 10/20/85 (OT)
	Scarpitto, vs. Oakland, 11/5/67
	Scarpitto, at N.Y. Jets, 12/3/67
10	Nine times (last: Prestridge, at Bal., 9/11/83)

INDIVIDUAL RECORDS — PUNTING / PUNT RETURNS

HIGHEST GROSS AVERAGE PER PUNT

Career (min. 100 punts)

45.7	Riley Dixon, 2016-17 (162-7,399)
45.2	Britton Colquitt, 2010-15 (472-21,327)
45.0	Todd Sauerbrun, 2005, '07 (119-5,357)
44.5	Colby Wadman, 2018-19 (143-6,369)
44.3	Bob Scarpitto, 1962-67 (249-11,026)
44.1	Jim Fraser, 1962-64 (209-9,221)
43.9	Tom Rouen, 1993-2002 (641-28,146)
42.5	Mike Horan, 1986-92 (374-15,911)
41.8	Luke Prestridge, 1979-83 (377-15,754)

Season (min. 50 punts)

47.4	Britton Colquitt, 2011 (101-4,783)
46.9	Tom Rouen, 1998 (66-3,097)
46.8	Sam Martin, 2020 (65-3,040)
46.5	Tom Rouen, 1999 (84-3,908)
46.3	Britton Colquitt, 2012 (67-3,105)
46.1	Jim Fraser, 1963 (78-3,595)
45.7	Riley Dixon, 2016 (89-4,068)
45.6	Riley Dixon, 2017 (73-3,331)
45.3	Tom Rouen, 2001 (81-3,668)
45.2	Bob Scarpitto, 1966 (77-3,480)

Game (min. 4 punts)

57.2	Horan, vs. L.A. Raiders, 9/26/88 (5-286) (OT)
56.6	Norman, vs. Seattle, 11/25/84 (5-283)
56.2	Colquitt, at Arizona, 12/12/10 (5-281)
55.8	Colquitt, vs. Cincinnati, 9/18/11 (6-335)
55.8	Horan, vs. San Diego, 12/16/90 (5-279)
55.0	Horan, at New England, 10/27/91 (5-275)
54.4	Rouen, at Oakland, 9/20/98 (5-272)
54.3	Rouen, at Arizona, 9/23/01 (4-217)
	Rouen, vs. Minnesota, 10/31/99 (4-217)
54.2	Martin, vs. L.A. Chargers, 11/1/20 (6-325)
	Rouen, at Oakland, 10/10/99 (5-271)

HIGHEST NET AVERAGE PER PUNT (SINCE 1976)

Career (min. 100 punts)

40.8	Riley Dixon, 2016-17 (162-6,690)
39.1	Britton Colquitt, 2010-15 (472-18,517)
38.7	Colby Wadman, 2018-19 (143-6,369)
37.2	Todd Sauerbrun, 2005, '07 (122-4,538)
36.5	Mike Horan, 1986-92 (379-13,851)
36.2	Tom Rouen, 1993-2002 (648-23,457)
34.7	Luke Prestridge, 1979-83 (377-13,092)
34.3	Chris Norman, 1984-86 (221-7,588)

Season (min. 50 punts)

42.1	Britton Colquitt, 2012 (67-2,822)
41.4	Sam Martin, 2020 (65-2,734)
41.3	Riley Dixon, 2016 (49-3,677)
40.2	Britton Colquitt, 2011 (101-4,058)
40.2	Riley Dixon, 2017 (73-3,013)
39.7	Britton Colquitt, 2015 (84-3,336)
39.4	Colby Wadman, 2019 (78-3,464)
38.9	Mike Horan, 1990 (59-2,296)
38.8	Britton Colquitt, 2013 (65-2,483)
38.1	Tom Rouen, 1997 (60-2,283)

Game (min. 4 punts)

52.8	Horan, vs. L.A. Raiders, 9/26/88 (5-264) (OT)
52.3	Rouen, vs. San Diego, 11/11/01 (6-314)
52.3	Dilts, at Houston, 12/4/77 (4-209)
51.2	Horan, vs. San Diego, 12/16/90 (5-256)
51.0	Colquitt, vs. Cincinnati, 9/18/11 (6-306)
50.6	Colquitt, at Atlanta, 9/17/12 (5-253)
49.8	Wadman, vs. Oakland, 12/29/19 (5-254)
48.8	Colquitt, at Minnesota, 12/4/11 (6-293)
48.3	Prestridge, vs. San Francisco, 9/19/82 (6-290)
48.0	Colquitt, vs. Arizona, 10/5/14 (4-192)
47.8	Dixon, vs. San Diego, 10/30/16 (5-239)

LONGEST PUNT

83	Chris Norman, vs. Kansas City, 9/23/84
78	Bill Van Heusen, vs. Dallas, 12/2/73
76	Tom Rouen, at Oakland, 9/20/98
75	Jim Fraser, vs. Boston, 11/11/62
	Jim Fraser, at Oakland, 10/14/62
73	Bucky Dilts, vs. N.Y. Jets, 11/5/78
72	Bill Van Heusen, vs. Oakland, 10/22/73
	Bob Scarpitto, vs. San Diego, 10/22/67
	Bob Scarpitto, vs. Boston, 9/3/67

PUNT RETURNS

MOST PUNT RETURNS

Career

248	Rick Upchurch, 1975-83
157	Bill Thompson, 1969-81
128	Deltha O'Neal, 2000-03
112	Glyn Milburn, 1993-95
101	Gerald Willhite, 1982-88
81	Vance Johnson, 1985-91

	Floyd Little, 1967-75
	Eddie Royal, 2008-11
74	Darrien Gordon, 1997-98
63	Trindon Holliday, 2012-13

Season

51	Rick Upchurch, 1977
44	Chris Watson, 1999
42	Gerald Willhite, 1986
41	Glyn Milburn, 1994
	Wade Manning, 1981
40	Darrien Gordon, 1997

	Glyn Milburn, 1993
39	Rick Upchurch, 1976
37	Rick Upchurch, 1980
36	Rick Upchurch, 1978

Game

8	Holliday, at Carolina, 11/11/12
	Upchurch, vs. Baltimore, 10/22/78
	Cosby, vs. Chicago, 12/11/11
7	R. Smith, vs. Kansas City, 10/27/96
	Nattiel, vs. L.A. Raiders, 9/26/88 (OT)
	Willhite, vs. Kansas City, 11/16/86
	Upchurch, vs. San Diego, 11/30/75 (OT)
	Thompson, at Kansas City, 10/6/74
6	13 times (last: Royal, at Kansas City, 12/6/09)

MOST YARDS ON PUNT RETURNS

Career

3,008	Rick Upchurch, 1975-83
1,814	Bill Thompson, 1969-81
1,325	Deltha O'Neal, 2000-03
1,158	Glyn Milburn, 1993-95
1,012	Gerald Willhite, 1982-88
967	Eddie Royal, 2008-11
922	Darrien Gordon, 1997-98
893	Floyd Little, 1967-75
689	Vance Johnson, 1985-91
647	Rod Smith, 1995-2007

Season

653	Rick Upchurch, 1977
543	Darrien Gordon, 1997
536	Rick Upchurch, 1976
493	Rick Upchurch, 1978
481	Trindon Holliday, 2012
468	Gerald Willhite, 1986
425	Glyn Milburn, 1993
405	Deltha O'Neal, 2001
379	Darrien Gordon, 1998
	Glyn Milburn, 1994

Staff/Coaches
Players
Roster
Breakdown
2020 Season
History/Results
Year-by-Year
Stats
Postseason
Records
Honors
Miscellaneous

HIGHEST AVERAGE PER PUNT RETURN

12.46	Darrien Gordon, 1997-98 (74-922)
12.21	Rod Smith, 1995-2007 (53-647)
12.13	Rick Upchurch, 1975-83 (248-3,008)
11.95	Charlie Mitchell, 1963-67 (21-251)
11.94	Eddie Royal, 2008-11 (81-967)
11.89	Gene Mingo, 1960-64 (18-214)
11.73	Al Frazier, 1963-67 (26-305)
11.55	Bill Thompson, 1969-81 (157-1,814)
11.54	Todd Kinchen, 1996 (26-300)
11.02	Floyd Little, 1967-75 (81-893)

16.88	Floyd Little, 1967 (16-270)
16.17	Eddie Royale, 1911 (12-194)
16.13	Rick Upchurch, 1982 (15-242)
15.81	Diontae Spencer, 2020 (16-253)
13.74	Rick Upchurch, 1976 (39-536)
13.69	Rick Upchurch, 1978 (36-493)
13.58	Darrien Gordon, 1997 (40-543)
13.46	Bill Thompson, 1974 (26-350)
13.06	Deltha O'Neal, 2001 (31-405)
12.94	Kevin Clark, 1987 (18-233)

MOST PUNTS RETURNED FOR TOUCHDOWN

8 Rick Upchurch, 1975-83
3 Darrien Gordon, 1997-98
2 Trindon Holliday, 2012-13
Eddie Royal, 2008-11
Deltha O'Neal, 2000-03
Floyd Little, 1967-75

4	Rick Upchurch, 1976
3	Darrien Gordon, 1997
2	Rick Upchurch, 1982

2 Gordon, vs. Carolina, 11/9/97 (75 and 82)
Upchurch, vs. Cleveland, 9/26/76 (36 and 73)

LONGEST SCORING PUNT RETURN

94	Darrien Gordon, vs. St. Louis	9/14/97
92	Rick Upchurch, vs. San Diego	10/3/76
90	Erick Decker, vs. Oakland	9/12/11
87	Rick Upchurch, vs. Pittsburgh	11/6/77
86	Deltha O'Neal, at Seattle	10/14/01
85	Eddie Royal, at San Diego	11/6/11
83	Diontae Spencer, at Carolina	12/13/20
	Omar Bolden, at Indianapolis	11/8/15
82	Darrien Gordon, vs. Carolina	11/9/97
81	Trindon Holliday, at N.Y. Giants	9/15/13
	Steve Watson, vs. Seattle	12/19/99

LONGEST NON-SCORING PUNT RETURN

64	Deltha O'Neal, at San Diego, 10/8/00
60	Bill Thompson, at Baltimore, 11/10/74
59	Bill Thompson, vs. New England, 12/17/72
54	Glyn Milburn, vs. Tampa Bay, 12/26/93
	Charlie Mitchell, at Buffalo, 9/20/64
53	Deltha O'Neal, vs. Indianapolis, 11/24/02
	Rick Upchurch, at Seattle, 10/29/78
	Rick Upchurch, at Kansas City, 9/24/78
	Bill Thompson, at N.Y. Jets, 10/28/73
52	Darrent Williams, at Oakland, 11/13/05
	Floyd Little, vs. N.Y. Jets, 9/21/69

12/13/20	Diontae Spencer, at Carolina (83 yards)
11/8/15	Omar Bolden, at Indianapolis (83 yards)
9/15/13	Trindon Holliday, at N.Y. Giants (81 yards)
11/11/12	Trindon Holliday, at Carolina (76 yards)
11/06/11	Eddie Royal, at Oakland (85 yards)
9/15/11	Eric Decker, vs. Oakland (90 yards)
10/19/09	Eddie Royal, at San Diego (71 yards)
11/19/07	Glenn Martinez, vs. Tennessee (80)
11/16/03	Rod Smith, vs. San Diego (65)
11/4/03	Deltha O'Neal, vs. New England (57)
10/10/01	Deltha O'Neal, at Seattle (86)
12/19/99	Chris Watson, vs. Seattle (81)
11/9/97	Darrien Gordon, vs. Carolina (75)
11/9/97	Darrien Gordon, vs. Carolina (82)
9/14/97	Darrien Gordon, vs. St. Louis (94)
12/27/87	Kevin Clark, vs. San Diego (71)
11/16/86	Michael Whittite, vs. Kansas City (70)
10/12/86	Mike Harden, at San Diego (41)
9/25/83	Zach Thomas, vs. L.A. Raiders (70)
12/19/82	Rick Upchurch, vs. Kansas City (78)
9/19/82	Rick Upchurch, vs. San Francisco (67)
9/17/78	Rick Upchurch, vs. San Diego (75)
11/6/77	Rick Upchurch, vs. Pittsburgh (87)
10/24/76	Rick Upchurch, at Kansas City (55)
10/3/76	Rick Upchurch, vs. San Diego (92)
9/26/76	Rick Upchurch, vs. Cleveland (36)
9/26/76	Rick Upchurch, vs. Cleveland (73)
12/10/72	Charlie Greer, vs. San Diego (65)
11/17/68	Floyd Little, at Houston (67)
12/3/67	Floyd Little, at N.Y. Jets (72)
11/14/65	Abner Haynes, at Houston (55)
11/15/64	Odell Barry, vs. N.Y. Jets (52)
12/3/61	Al Frazier, vs. Boston (55)
9/9/60	Gene Mingo, at Boston (76)

MOST KICKOFF RETURNS

Career

Career

134 Vaughn Hebrón, 1996-98
104 Ken Bell, 1986-89
Floyd Little, 1967-75
96 Glyn Milburn, 1993-95
95 Rick Upchurch, 1975-83
89 Chris Cole, 2000-03
73 Odell Barry, 1964-65
61 Alton Montgomery, 1990-92
Gene Lang, 1984-87
58 Charlie Mitchell, 1963-67

Season

48	Chris Cole, 2001
	Chris Watson, 1999
47	Glyn Milburn, 1995
	Odell Barry, 1964
46	Deltha O'Neal, 2000
	Vaughn Hebron, 1998
45	Vaughn Hebron, 1996
43	Vaughn Hebron, 1997
40	Larry Brunson, 1980
	Rick Upchurch, 1975

Game

8 C. Jackson, at San Diego, 12/28/08
 Luke, at Kansas City, 12/19/04
 Kasper, at Kansas City, 10/20/02 (OT)
 7 Eight times (last: Decker, at Oakland, 12/19/10)

MOST YARDS ON KICKOFF RETURNS

MUST READ

Career	
3.324	Vaughn Hebron, 1996-98
2.523	Floyd Little, 1967-75
2.355	Rick Upchurch, 1975-83
2.250	Glyn Milburn, 1993-95
2.218	Ken Bell, 1986-89
2.105	Chris Cole, 2000-03
1.856	Odell Barry, 1964-65
1.394	Charlie Mitchell, 1963-67
1.375	Eddie Royal, 2008-11
1.323	Gene Lang, 1984-87

INDIVIDUAL RECORDS — KICK RETURNS / INTERCEPTIONS

Season

1,269	Glyn Milburn, 1995
1,245	Odell Barry, 1964
1,216	Vaughn Hebron, 1998
1,138	Chris Watson, 1999
1,127	Chris Cole, 2001
1,102	Deltha O'Neal, 2000
1,099	Vaughn Hebron, 1996
1,084	Rick Upchurch, 1975
1,009	Vaughn Hebron, 1997
954	Charlie Mitchell, 1963

Game

211	Decker, at Arizona, 12/12/10
201	Montgomery, at San Diego, 9/24/72
197	Upchurch, vs. Cleveland, 10/19/75
185	Little, at Miami, 9/17/67
182	Cole, at San Diego, 10/21/01
179	Kasper, at Kansas City, 10/20/02 (OT)
178	Milburn, at Houston, 11/26/95
177	Milburn, vs. San Diego, 11/19/95
165	Kasper, vs. Baltimore, 9/30/01
164	Royal, vs. Miami, 11/2/08

HIGHEST AVERAGE PER KICKOFF RETURN

Career (min. 40 kickoff returns)

26.28	Abner Haynes, 1965-66 (43-1,130)
25.42	Odell Barry, 1964-65 (73-1,856)
25.13	Bill Thompson, 1969-81 (46-1,156)
25.07	Reuben Droughns, 2002-04 (46-1,153)
24.81	Vaughn Hebron, 1996-98 (134-3,324)
24.79	Rick Upchurch, 1975-83 (95-2,355)
24.70	Omar Bolden, 2012-15 (44-1,085)
24.48	Al Frazier, 1961-63 (44-1,077)
24.26	Floyd Little, 1967-75 (104-2,523)
24.12	Eddie Royal, 2008-11 (57-1,375)

Season (min. 15 kickoff returns)

29.07	Diontae Spencer, 2019 (15-436)
28.50	Bill Thompson, 1969 (18-513)
28.47	Goldie Sellers, 1966 (19-541)
28.00	Al Frazier, 1961 (18-504)
27.75	Trindon Holliday, 2013 (28-775)
27.10	Rick Upchurch, 1975 (40-1,084)
27.00	Glyn Milburn, 1995 (47-1,269)
26.91	Floyd Little, 1967 (35-942)
26.88	Quan Cosby, 2011 (17-457)

MOST KICKOFFS RETURNED FOR TOUCHDOWN

Career

2	Trindon Holliday, 2012-13
	Goldie Sellers, 1966-67
1	Eight Players (last: Cassius Vaughn, 2010)

Season

2	Goldie Sellers, 1966
---	----------------------

Game

1	12 times (last: Holliday, vs. Philadelphia, 9/29/13)
---	--

LONGEST SCORING KICKOFF RETURN

105	Trindon Holliday, vs. Philadelphia, 9/29/13
	Trindon Holliday, at Cincinnati, 11/4/12
100	Nemiah Wilson, at Kansas City, 10/8/66
	Goldie Sellers, vs. Houston, 10/2/66
97	Cassius Vaughn, vs. San Diego, 1/2/11
95	Vaughn Hebron, at Miami, 12/21/98
94	Randy Montgomery, at San Diego, 9/24/72
93	Eddie Royal, at San Diego, 10/19/09
90	Charlie Mitchell, at Houston, 9/14/63
	Al Frazier, vs. Boston, 12/3/61

LONGEST NON-SCORING KICKOFF RETURN

95	Eddie Royal, vs. Miami, 11/2/08
89	Floyd Little, vs. Oakland, 11/10/68
88	Randy Montgomery, at Oakland, 10/22/72
86	Glyn Milburn, vs. San Diego, 11/19/95
83	Adrian Madise, at Green Bay, 12/28/03
77	Lew Scott, vs. Kansas City, 10/23/66
76	Donnie Stone, at San Diego, 10/29/61
75	Kevin Clark, at Minnesota, 11/4/90
71	Steve Watson, vs. N.Y. Jets, 10/3/99
68	Darren Carrington, at Kansas City, 11/12/89
	Al Carmichael, at Buffalo, 9/18/60

ALL KICKOFF RETURNS FOR TDs (12)

9/29/13	Trindon Holliday, vs. Philadelphia (105)
11/4/12	Trindon Holliday, at Cincinnati (105)
1/2/11	Cassius Vaughn, vs. San Diego (97)
10/19/09	Eddie Royal, at San Diego (93)
10/1/00	Deltha O'Neal, vs. New England (87)
12/21/98	Vaughn Hebron, at Miami (95)
9/24/72	Randy Montgomery, at San Diego (94)
10/8/66	Nemiah Wilson, at Kansas City (100)
10/2/66	Goldie Sellers, vs. Houston (100)
9/3/66	Goldie Sellers, at Houston (88)
9/14/63	Charlie Mitchell, at Houston (90)
12/3/61	Al Frazier, vs. Boston (90)

INTERCEPTIONS

Most Interceptions

Career

44	Steve Foley, 1976-86
43	Goose Gosnolin, 1960-66
40	Bill Thompson, 1969-81
34	Champ Bailey, 2004-13
	Tyrone Braxton, 1987-93, 1995-99
33	Mike Harden, 1980-88
30	Dennis Smith, 1981-94
26	Louis Wright, 1975-86
24	Steve Atwater, 1989-98
20	Tom Jackson, 1973-86
	Randy Gradishar, 1974-83
	Chris Harris Jr., 2011-19

Season

11	Goose Gosnolin, 1960
10	Champ Bailey, 2006
9	Deltha O'Neal, 2001
	Tyrone Braxton, 1996
	Willie Brown, 1964
8	Champ Bailey, 2005
7	Five times (last: Tom Jackson, 1976)

Game

4	O'Neal, vs. Kansas City, 10/7/01
	W. Brown, vs. N.Y. Jets, 11/15/64
	Gosnolin, at Buffalo, 9/18/60
3	Smith, vs. L.A. Raiders, 12/6/85 (OT)
	Wilson, vs. Seattle, 11/20/83
	Foley, vs. San Diego, 9/27/81
	Rizzo, at Oakland, 10/16/77
	Martha, vs. Atlanta, 10/18/70
	Gosnolin, vs. Kansas City, 10/11/64
2	68 times (last: Stewart at New Orleans, 11/13/16)

MOST INTERCEPTIONS BY A ROOKIE

Season

11	Goose Gosnolin, 1960
7	Phil Nugent, 1961
4	Calvin Jones, 1973
	Charlie Greer, 1968
	Jack Lentz, 1967

Game

4	Gosnolin, at Buffalo, 9/18/60
2	12 times (last: Atwater vs. L.A. Raiders, 9/24/89)

MOST YARDS ON INTERCEPTION RETURNS

Career

784	Bill Thompson, 1969-81
643	Mike Harden, 1980-88
622	Steve Foley, 1976-86
614	Tyrone Braxton, 1987-93, '95-99
542	Goose Gosnolin, 1960-66
446	Chris Harris Jr., 2011-18
431	Dennis Smith, 1981-94
408	Steve Atwater, 1989-98
374	Aqib Talib, 2014-17
360	Louis Wright, 1975-86

Season

179	Mike Harden, 1986
162	Champ Bailey, 2006
153	Nemiah Wilson, 1967
144	Chris Harris Jr., 2012
140	Willie Brown, 1964
139	Champ Bailey, 2005
136	Tom Jackson, 1976
133	Bob Zeman, 1962
128	Tyrone Braxton, 1996
	Bernard Jackson, 1978
	Louis Wright, 1977

INDIVIDUAL RECORDS — INTERCEPTIONS

Game

105	Crockett, at Oakland, 9/20/98
103	Talib, vs. Dallas, 9/17/18
98	C. Harris Jr., at Baltimore, 12/16/12
93	Gradishar, at Cleveland, 10/5/80
91	Brown, vs. N.Y. Jets, 11/15/64
80	Da. Williams, at Oakland, 11/13/05
79	Spencer, vs. Seattle, 12/10/00
76	Hayward, at New Orleans, 11/21/04
75	Rodgers-Cromartie, vs. Washington, 10/27/13

MOST YARDS ON INTERCEPTION RETURNS BY A ROOKIE

Season

118	Nemiah Wilson, 1965
108	Darrent Williams, 2005
105	Kevin Clark, 1987
98	Goose Gonsoulin, 1960
92	Bill Thompson, 1969

Game

80	Da. Williams, at Oakland, 11/13/05
65	D. Smith, at Chicago, 12/20/81
	Wilson, vs. San Diego, 11/7/65
62	Robbins, at Cleveland, 9/16/84
57	Thompson, vs. Houston, 11/16/69

HIGHEST INTERCEPTION RETURN AVERAGE

Career (min. 10 returns)

34.00	Aqib Talib, 2014-17 (11-374)
23.73	Wymon Henderson, 1989-92 (11-261)
23.63	Chris Harris Jr., 2011-18 (19-446)
19.60	Bill Thompson, 1969-81 (40-784)
19.48	Mike Harden, 1980-88 (33-643)
18.06	Tyrone Braxton, 1987-93, '95-99 (34-614)
17.60	Jim McMillin, 1960-62, '64-65 (10-176)
17.55	Randy Robbins, 1984-91 (11-193)
17.25	Justin Simmons, 2016-2020 (16-276)
17.00	Steve Atwater, 1989-98 (24-408)
	Tom Jackson, 1973-86 (20-340)

MOST CONSECUTIVE GAMES WITH INTERCEPTION

5	Champ Bailey, 2005 (gms. 9-13)
4	Tyrone Braxton, 1996 (gms. 12-15)
3	Many (last: Bailey, gms. 14-16, 2006)

MOST INTERCEPTIONS RETURNED FOR TOUCHDOWN

Career

6	Aqib Talib, 2014-17
4	Chris Harris Jr., 2011-18
	Tyrone Braxton, 1987-93, '95-99
	Mike Harden, 1980-88
3	Five players (last: Champ Bailey, 2004-13)

Season

2	Bradley Roby, 2016
	Aqib Talib, 2015
	Aqib Talib, 2014
	Chris Harris Jr., 2012
	Champ Bailey, 2005
	Deltha O'Neal, 2002
	Jimmy Spencer, 2000
	Mike Harden, 1986
	John Rowser, 1976
	Nemiah Wilson, 1967

Game

1	91 times (last: Chris Harris Jr. at Arizona, 10/18/18)
---	--

LONGEST SCORING INTERCEPTION RETURN

103	Aqib Talib, vs. Dallas, 9/17/17
98	Chris Harris Jr., at Baltimore, 12/16/12
93	Randy Gradishar, at Cleveland, 10/5/80
90	Darrent Williams, at Oakland, 11/13/05
	Ray Crockett, at Oakland, 9/20/98
79	Jimmy Spencer, vs. Seattle, 12/10/00
75	Dominique Rodgers-Cromartie, vs. Washington, 10/27/13
74	Chris Harris Jr., at Oakland, 10/11/15
73	Tom Jackson, vs. Baltimore, 11/27/77

LONGEST NON-SCORING INTERCEPTION RETURN

76	Reggie Hayward, at New Orleans, 11/21/04
72	Tyrone Braxton, vs. Oakland, 11/22/98
70	Leroy Moore, at Boston, 11/20/64
68	Steve Atwater, vs. San Diego, 9/12/93
65	Dennis Smith, at Chicago, 12/20/81
	S. Foley (23), lateral to R. Gradishar (10), lateral to L. Wright (32), vs. N.Y. Giants, 11/21/76
	Vaughn Alliston, at Buffalo, 9/18/60
63	Karl Mecklenburg, at Detroit, 10/7/84
59	Louis Wright, vs. Baltimore, 11/27/77
56	Louis Wright, vs. Dallas, 10/5/86

ALL INTERCEPTION RETURNS FOR TDs (93)

10/18/18	Chris Harris Jr., at Arizona (53)
10/18/18	Todd Davis, at Arizona (20)

12/3/17	Justin Simmons at Miami (65)
9/17/17	Aqib Talib vs. Dallas (103)
12/4/16	Bradley Roby at Jacksonville (51)
10/30/16	Bradley Roby vs. San Diego (51)
9/18/16	Aqib Talib vs. Indianapolis (46)
12/6/15	Danny Trevathan at Chicago (25)
10/18/15	Aqib Talib at Cleveland (63)
10/11/15	Chris Harris Jr. at Oakland (74)
9/13/15	Aqib Talib vs. Baltimore (51)
12/22/14	Aqib Talib, at Cincinnati (33)
10/12/14	Aqib Talib, at N.Y. Jets (22)
10/27/13	Dominique Rodgers-Cromartie, vs. Washington (75)
12/2/12	Chris Harris Jr. at Baltimore (98)
11/11/12	Von Miller, vs. Tampa Bay (26)
11/11/12	Tony Carter, at Carolina (40)
10/15/12	Chris Harris Jr., at San Diego (46)
9/9/12	Tracy Porter, vs. Pittsburgh (43)
11/17/11	Andre Goodman, vs. N.Y. Jets (26)
12/4/11	Mario Haggan, at Minnesota (16)
10/9/11	Cassius Vaughn, vs. San Diego (55)
12/31/06	Champ Bailey, vs. San Francisco (70)
11/19/06	Darrent Williams, vs. San Diego (31)
11/24/05	Champ Bailey, at Dallas (65)
11/13/05	Darrent Williams, at Oakland (80)
9/18/05	Champ Bailey, vs. San Diego (25)
11/28/04	Ellis Johnson, vs. Oakland (32)
11/21/04	Al Wilson, at New Orleans (7)
9/7/03	Ian Gold, at Cincinnati (12)
11/17/02	Deltha O'Neal, at Seattle (22)
10/6/02	Deltha O'Neal, vs. San Diego (28)
10/28/01	Denard Walker, vs. New England (39)
12/10/00	Jimmy Spencer, vs. Seattle (36)
11/19/00	Jimmy Spencer, at Seattle (21)
10/15/00	Billy Jenkins, vs. Cleveland (39)
9/24/00	Ray Crockett, vs. Kansas City (26)
9/4/00	Terrell Buckley, at St. Louis (32)
11/7/99	Bill Romanowski, at San Diego (18)
9/27/98	Darrien Gordon, at Washington (55)
9/20/98	Ray Crockett, at Oakland (80)
11/30/97	Steve Atwater, at San Diego (22)
10/28/01	Tyrone Braxton, vs. Carolina (27)
10/26/97	Keith Traylor, at Buffalo (62)
10/6/97	John Mobley, vs. New England (13)
9/7/97	Darrien Gordon, at Seattle (32)
9/15/96	Tyrone Braxton, vs. Tampa Bay (69)
10/10/93	Mike Croel, at Green Bay (22)
11/8/92	Wymon Henderson, vs. N.Y. Jets (46)
11/7/91	Charles Dimry, at Kansas City (26)
9/1/91	Tyrone Braxton, vs. Cincinnati (52)
11/22/90	Wymon Henderson, at Detroit (49)
9/10/89	Tyrone Braxton, vs. Kansas City (34)
9/10/89	Randy Robbins, vs. Kansas City (18)
12/27/87	Ricky Hunley, vs. San Diego (52)
12/6/87	Mark Haynes, vs. New England (14)
11/2/86	Mike Harden, at L.A. Raiders (40)
9/21/86	Mike Harden, at Philadelphia (32)
12/1/85	Mike Harden, at Pittsburgh (42)
12/15/84	Steve Foley, at Seattle (40)
10/7/84	Ken Woodard, at Detroit (27)
9/23/84	Mike Harden, vs. Kansas City (45)
9/16/84	Randy Robbins, at Cleveland (62)
11/23/80	Don Latimer, vs. Seattle (15)
10/5/80	Randy Gradishar, at Cleveland (93)
11/5/78	Tom Jackson, vs. N.Y. Jets (28)
11/27/77	Tom Jackson, vs. Baltimore (73)
10/16/77	Louis Wright, at Oakland (18)
11/14/76	Tom Jackson, at San Diego (46)
11/7/76	John Rowser, vs. Tampa Bay (32)
11/7/76	Randy Gradishar, vs. Tampa Bay (31)
9/19/76	John Rowser, vs. N.Y. Jets (41)
9/29/75	Randy Gradishar, vs. Green Bay (44)
10/13/74	Bill Thompson, vs. New Orleans (38)
10/28/73	Leroy Mitchell, at N.Y. Jets (40)
10/14/73	Bill Thompson, at Houston (59)
10/24/71	Fred Forsberg, at Cleveland (40)
12/7/69	George Burrell, at Miami (38)
11/16/69	Bill Thompson, vs. Houston (57)
12/17/67	Nemiah Wilson, vs. Kansas City (70)
10/22/67	Nemiah Wilson, vs. San Diego (40)
9/3/67	Goldie Sellers, vs. Boston (24)
11/14/65	John Bramlett, at Houston (25)
11/7/65	Nemiah Wilson, vs. San Diego (65)
10/17/65	John Griffin, vs. Houston (44)
11/1/64	Tom Janik, at Kansas City (22)
10/6/63	Goose Gonsoulin, vs. San Diego (43)
11/22/62	Jim McMillin, vs. N.Y. Titans (59)
	(48 after lateral from Ed McDaniel)
10/5/62	John McGeever, vs. Oakland (48)
10/5/62	Goose Gonsoulin, vs. Oakland (64)
9/30/62	Bob Zeman, at N.Y. Titans (30)
10/2/60	Bill Yelverton, vs. Oakland (20)
9/18/60	John Pyeatt, at Buffalo (40)

INDIVIDUAL RECORDS — SAFETIES / FUMBLES / SACKS

SAFETIES

MOST SAFETIES

Career

- 3 Rulon Jones, 1980-88
1 21 players (last: Malik Jackson, vs. Green Bay, 11/1/15)
Note: Denver has totaled 10 team safeties

Season

- 1 24 times (last: Malik Jackson, vs. Green Bay, 11/1/15)

FUMBLE RETURNS

LONGEST SCORING FUMBLE RETURN

- 88 Bob Swenson, at San Francisco, 11/18/79
86 Louis Wright, at Buffalo, 12/2/79
(78 after lateral from Randy Gradishar)
80 Bill Thompson, vs. Oakland, 10/22/73
75 Jason Hunter, vs. Kansas City, 11/14/10
70 Kareem Jackson, at Houston, 12/8/19
(after lateral from Jeremiah Attaochu)
69 Bud McFadin, vs. N.Y. Titans, 11/22/62
65 Tony Carter, at San Diego, 10/15/12
64 Dennis Smith, vs. New England, 11/4/84
60 Von Miller, at New England, 11/24/13

MISCELLANEOUS RETURNS FOR TOUCHDOWNS (60)

- 12/8/19 Jackson (F****), at Houston (70)
12/31/17 Anderson (F), vs. Kansas City (38)
11/5/17 Marshall (F), at Philadelphia (19)
9/18/16 Shane Ray (F), vs. Indianapolis (15)
9/17/15 Bradley Roby (F), at Kansas City (21)
12/28/14 Tony Carter (F), vs. Oakland (20)
11/24/13 Von Miller (F), at New England (60)
9/29/13 Steven Johnson (BP), vs. Philadelphia (17)
10/15/12 Tony Carter (F), at San Diego (65)
11/14/10 Jason Hunter (F), vs. Kansas City (75)
12/26/09 Andre Goodman (F), at Kansas City (30)
11/9/09 Robert Ayers (F), vs. Pittsburgh (54)
11/30/08 Vernon Fox (F), at N.Y. Jets (23)
9/21/08 Nate Webster (F), vs. New Orleans (34)
11/1/07 Nate Webster (F), at Kansas City (17)
10/21/07 Tim Crowder (F), vs. Pittsburgh (50)
9/22/02 Chester McGlockton (F), vs. Buffalo (24)
12/17/00 Jason Suttle (FKO), at Kansas City (0)
11/13/00 Ian Gold (BP), vs. Oakland (12)
9/17/00 Trevor Pryce (F), at Oakland (28)
12/19/99 Glenn Cadrez (F), vs. Seattle (37)
12/21/98 Rod Smith (F), at Miami (0)
11/2/97 Darrius Johnson (FKO), vs. Seattle (6)
9/21/97 Alfred Williams (F), vs. Cincinnati (51)
12/17/95 Ray Crockett (F), vs. Kansas City (50)
11/21/93 Derek Russell (F), vs. Pittsburgh (0)
9/6/92 Michael Brooks (F), vs. L.A. Raiders (54)
11/24/91 Warren Powers (F), at Seattle (22)
9/23/90 Karl Mecklenburg (F), vs. Seattle (2)
12/16/89 Karl Mecklenburg (F), at Phoenix (23)
12/12/89 Greg Kragen (F), at Kansas City (17)
11/6/86 Andre Townsend (F), vs. Kansas City (7)
9/7/86 Ken Woodard (F), vs. L.A. Raiders (12)
11/17/85 Louis Wright (BFG), vs. San Diego (60)
11/4/84 Dennis Smith (F), vs. New England (64)
10/15/84 Louis Wright (F), vs. Green Bay (22)
10/15/84 Steve Foley (F), vs. Green Bay (22)
10/7/84 Rulon Jones (F), at Detroit (5)
11/13/83 Barney Chavous (F), at L.A. Raiders (0)
9/14/80 Bill Thompson (F), vs. Dallas (32)
12/27/79 Louis Wright (F), at Buffalo (86)
11/18/79 Bob Swenson (F), at San Francisco (88)
11/11/79 Rob Nairne (BP), vs. New England (22)
11/11/79 Rubin Carter (F), vs. New England (22)
10/14/79 Bill Thompson (F*), at Kansas City (2)
12/23/78 Randy Gradishar (F), at Oakland (30)
11/5/78 Bill Thompson (F), vs. N.Y. Jets (4)
11/7/76 Randy Polt (F*), vs. Tampa Bay (26)
9/26/76 Calvin Jones (F), vs. Cleveland (43)
11/23/75 Paul Smith (F), at Atlanta (38)
9/21/75 Jack Dolbin (F), vs. Kansas City (2)
10/22/73 Bill Thompson (F), vs. Oakland (80)
11/27/66 John Bramlett (BFG), vs. San Diego (86)
10/11/65 John Griffin (BP), vs. Houston (10)
9/24/65 John Bramlett (F), at Boston (0)
11/8/64 Jim McMillin (F), vs. San Diego (0)
11/1/64 Ed Cooke (F), at Kansas City (46)
10/13/63 Bud McFadin (F), vs. Houston (6)
12/9/62 Jim McMillin (F), at Dallas (9)
11/22/62 Bud McFadin (F), vs. N.Y. Titans (69)
12/10/61 Charles Gavin (BP), at Dallas (23)

F—fumble; FKO—fumble on kickoff; BP—blocked punt;
BFG—blocked field goal; * lateral from Gradishar; ** lateral from Swenson; *** lateral from Swenson; ****- lateral from Attaochu.

SACKS

NOTE: SACKS BECAME AN OFFICIAL STATISTIC TRACKED BY THE NFL IN 1982. BRONCOS SACK TOTALS BEFORE 1982 DERIVED FROM PLAY-BY-PLAY ANALYSIS.

MOST SACKS

Career

- 106.0 Von Miller, 2011-19
97.5 Simon Fletcher, 1985-95
79.0 Karl Mecklenburg, 1983-94
75.0 Barney Chavous, 1973-85
73.5 Rulon Jones, 1980-88
64.5 Lyle Alzado, 1971-78
64.0 Trevor Pryce, 1997-2005
63.5 Elvis Dumervil, 2006-12
55.5 Paul Smith, 1968-78
44.0 Tom Jackson, 1973-86

Season

- 18.5 Von Miller, 2012
17.0 Elvis Dumervil, 2009
16.0 Simon Fletcher, 1992
14.5 Von Miller, 2018
14.0 Von Miller, 2014
13.5 Von Miller, 2016
Simon Fletcher, 1993
Simon Fletcher, 1991
Rulon Jones, 1986

Game

- 4 Elvis Dumervil, vs. Cleveland, 9/20/09
Simon Fletcher, at San Diego, 11/11/90
Karl Mecklenburg, at Pittsburgh, 12/1/85
Karl Mecklenburg, vs. New Orleans, 9/15/85
Barney Chavous, at Seattle, 12/21/80
Dave Costa, at Buffalo, 9/7/70
Rich Jackson, at Cincinnati, 10/19/69

MOST SACKS BY A ROOKIE

Season

- 12.0 Bradley Chubb, 2018
11.5 Von Miller, 2011
Rulon Jones, 1980
10.0 Mike Croel, 1991
8.5 Elvis Dumervil, 2006
8.0 Lyle Alzado, 1971

Game

- 3.0 Chubb, vs. L.A. Rams, 10/14/18
Dumervil, at Cleveland, 10/22/06
Jones, vs. Oakland, 12/14/80
D. Jones, vs. Detroit, 12/22/19

MOST MULTI-SACK GAMES

Career

- 24 Von Miller, 2011-19
20 Elvis Dumervil, 2006-12
Simon Fletcher, 1985-95
16 Barney Chavous, 1973-85
15 Paul Smith, 1968-78
13 Lyle Alzado, 1971-78
12 Trevor Pryce, 1997-05
11 Karl Mecklenburg, 1983-94
11 Rulon Jones, 1980-88
10 Rich Jackson, 1967-72
9 Dave Costa, 1967-71

MOST CONSECUTIVE GAMES WITH SACK

- * 10 Simon Fletcher (games 10-16, 1992; games 1-3, '93)
9 Von Miller (games 6-14, 2018)
8 Simon Fletcher (games 9-16, 1991)
7 Von Miller (games 1-7, 2016)
Lyle Alzado (games 9-14, 1984; game 1, '85)
6 Von Miller (games 8-13, 2012)
Von Miller (games 2-7, 2014)
Elvis Dumervil (games 10-15, 2011)
Rulon Jones (games 3-8, 1986)
Rulon Jones (games 4-9, 1985)
Barney Chavous (games 7-12, 1974)

* - NFL Record (tie)

INDIVIDUAL RECORDS — SCORING / KICKING

SCORING

MOST TOUCHDOWNS SCORED

Career

71	Rod Smith, 1995-2007 (1 rush, 68 rec., 2 ret.)
65	Terrell Davis, 1995-2002 (60 rush, 5 rec.)
60	Demaryius Thomas, 2010-18 (60 rec.)
55	Shannon Sharpe, 1990-98, '02-03 (55 rec.)
54	Floyd Little, 1967-75 (43 rush, 9 rec., 2 ret.)
48	Sammy Winder, 1982-90 (39 rush, 9 rec.)
46	Ed McCaffrey, 1995-2003 (46 rec.)
45	Haven Moses, 1972-81 (1 rush, 44 rec.)
44	Riley Odoms, 1972-83 (2 rush, 41 rec., 1 ret.)
	Lionel Taylor, 1960-66 (44 rec.)

Season

23	Terrell Davis, 1998 (21 rush, 2 rec.)
17	Clinton Portis, 2002 (15 rush, 2 rec.)
15	Mike Anderson, 2000 (15 rush)
	Terrell Davis, 1997 (15 rush)
	Terrell Davis, 1996 (13 rush, 2 rec.)
14	Demaryius Thomas, 2013 (14 rec.)
	Clinton Portis, 2003 (14 rush)
	Anthony Miller, 1995 (14 rec.)
	Sammy Winder, 1986 (9 rush, 5 rec.)
13	Six times (last: Moreno, 2013)

Game

5	Portis, vs. Kansas City, 12/7/03
4	Decker, at Kansas City, 12/1/13
	Portis, vs. Kansas City, 12/15/02
	Anderson, at New Orleans, 12/3/00
3	35 times (last: C. Anderson, vs. Oak., 12/18/14)

MOST TDs SCORED BY A ROOKIE

Season

17	Clinton Portis, 2002 (15 rush, 2 rec.)
15	Mike Anderson, 2000 (15 rush)
10	Phillip Lindsay, 2018 (9 rush, 1 rec.)
	Jon Keyworth, 1974 (10 rush)
9	Knowshon Moreno, 2009 (7 rush, 2 rec.)
8	Mike Bell, 2006 (8 rush)
	Terrell Davis, 1995 (7 rush, 1 rec.)
	Bobby Humphrey, 1989 (7 rush, 1 rec.)

Game

4	Portis, vs. Kansas City, 12/15/02 (3 rush, 1 rec.)
	Anderson, at New Orleans, 12/3/00 (4 rush)
3	Davis, vs. Washington, 9/17/95 (2 rush, 1 rec.)
	Keyworth, vs. Kansas City, 11/18/74 (3 rush)
2	Many times (last: Lindsay, at Cincinnati, 12/2/18)

MOST CONSECUTIVE GAMES SCORING, Non-KICKER

8	Terrell Davis, 1998
6	Wes Welker, 2013
	Terrell Davis, 1997-98
	Vance Johnson, 1987
	Floyd Little, 1972
	Al Denson, 1969
	Lionel Taylor, 1960-61

MOST POINTS SCORED

Career

1,786	Jason Elam, 1993-2007
742	Jim Turner, 1971-79
726	Brandon McManus, 2014-20
682	Matt Prater, 2007-13
655	Rich Karlis, 1982-88
429	David Treadwell, 1989-92
428	Rod Smith, 1995-2007
408	Gene Mingo, 1960-64
396	Terrell Davis, 1995-2002
362	Demaryius Thomas, 2010-18

Season

150	Matt Prater, 2013
138	Terrell Davis, 1998
137	Gene Mingo, 1962
133	Matt Prater, 2012
132	Jason Elam, 1995
129	Jason Elam, 2004
127	Jason Elam, 1998
125	Brandon McManus, 2015
124	Jason Elam, 2001
	Jason Elam, 1997

Game

30	Portis, vs. Kansas City, 12/7/03
24	Decker, at Kansas City, 12/1/13
	Portis, vs. Kansas City, 12/15/02
	Anderson, at New Orleans, 12/3/00
21	Mingo, at L.A. Chargers, 12/10/60
20	Scarpitto, at Buffalo, 12/18/66
	Mingo, vs. San Diego, 10/6/63
19	Mingo, vs. Oakland, 10/5/62
18	40 times (last: B. McManus, at N.E., 10/18/20)

MOST POINTS SCORED BY A ROOKIE

Season

123	Gene Mingo, 1960
120	David Treadwell, 1989
119	Jason Elam, 1993
102	Clinton Portis, 2002
92	Mike Anderson, 2000

Game

24	Portis, vs. Kansas City, 12/15/02
	Anderson, at New Orleans, 12/3/00
21	Mingo, at L.A. Chargers, 12/10/60
18	Davis, vs. Washington, 9/17/95
	Keyworth, vs. Kansas City, 11/18/74

KICKING

MOST PAT ATTEMPTS

Career

604	Jason Elam, 1993-2007
301	Jim Turner, 1971-79
261	Matt Prater, 2007-13
254	Rich Karlis, 1982-88
225	Brandon McManus, 2014-20
136	David Treadwell, 1989-92
126	Gene Mingo, 1960-64
95	Bobby Howfield, 1968-70
70	Fred Steinfort, 1979-81
58	Gary Kroner, 1965-67

Season

75	Matt Prater, 2013
58	Jason Elam, 1998
55	Matt Prater, 2012
49	Jason Elam, 2000
46	Jason Elam, 1997
	Jason Elam, 1996
45	Rich Karlis, 1986
44	Jason Elam, 2005
	Rich Karlis, 1985
43	Jason Elam, 2002

Game

7	Prater, vs. Philadelphia, 9/29/13
	Prater, vs. Baltimore, 9/5/13
	Prater, vs. Kansas City, 11/14/10
	Elam, vs. Philadelphia, 10/30/05
6	17 times (last: McManus, vs. Dal., 9/17/17)

MOST PATS MADE

Career

601	Jason Elam, 1993-2007
283	Jim Turner, 1971-79
259	Matt Prater, 2007-13
244	Rich Karlis, 1982-88
219	Brandon McManus, 2014-20
132	David Treadwell, 1989-92
120	Gene Mingo, 1960-64
93	Bobby Howfield, 1968-70
68	Fred Steinfort, 1979-81
57	Gary Kroner, 1965-67

Season

75	Matt Prater, 2013
58	Jason Elam, 1998
55	Matt Prater, 2012
49	Jason Elam, 2000
46	Jason Elam, 1997
	Jason Elam, 1996
44	Rich Karlis, 1986
43	Jason Elam, 2005
42	Jason Elam, 2004
	Jason Elam, 2002

Game

7	Prater, vs. Philadelphia, 9/29/13
	Prater, vs. Baltimore, 9/5/13
	Prater, vs. Kansas City, 11/14/10
	Elam, vs. Philadelphia, 10/30/05
6	15 times (last: McManus, vs. Dal., 9/17/17)

INDIVIDUAL RECORDS — KICKING

MOST PATS MADE BY A ROOKIE

Season	
41	Jason Elam, 1993
39	David Treadwell, 1989
33	Gene Mingo, 1960
30	Bobby Howfield, 1968
18	Bob Humphreys, 1967

HIGHEST PAT PERCENTAGE

Career (min. 30 attempts)	
995	Jason Elam, 1993-2007 (601-604)
992	Matt Prater, 2007-13 (259-261)
983	Gary Kroner, 1965-67 (57-58)
979	Bobby Howfield, 1968-70 (93-95)
973	Brandon McManus, 2014-20 (219-225)
971	Fred Steinfort, 1979-81 (68-70)
971	David Treadwell, 1989-92 (132-136)
961	Rich Karlis, 1982-88 (244-254)

Season (min. 14 attempts)

1,000	29 times (last: B. McManus, 2018 (35-35))
-------	---

MOST CONSECUTIVE PATS MADE

371	Jason Elam (9th gm. in '93 - 11th '02)
131	Jason Elam (11th gm. in '02 - 13th '05)
96	Matt Prater (9th gm. in '10 - 16th '12)
91	Brandon McManus (3rd game in '16 - 3rd in '19)
82	Rich Karlis (5th gm. '86 - 9th '88)
	Jim Turner (1st gm. '71 - 9th '73)

MOST FIELD GOALS ATTEMPTED

Career	
490	Jason Elam, 1993-2007
232	Jim Turner, 1971-79
207	Brandon McManus, 2014-20
193	Rich Karlis, 1982-88
170	Matt Prater, 2007-13
127	David Treadwell, 1989-92
118	Gene Mingo, 1960-64
79	Bobby Howfield, 1968-70
64	Fred Steinfort, 1979-81
56	Gary Kroner, 1965-67

Season

39	Gene Mingo, 1962
38	Jason Elam, 1995
	Rich Karlis, 1985
	Jim Turner, 1971
37	Jason Elam, 1994

Game

7	Karlis, at San Diego, 10/2/88
	Mingo, vs. San Diego, 10/6/63
6	7 times (last: McManus, vs. Las Vegas, 1/3/21)
5	23 times (last: McManus, vs. Indianapolis, 9/8/16)

MOST FIELD GOALS MADE

Career	
395	Jason Elam, 1993-2007
169	Brandon McManus, 2014-20
151	Jim Turner, 1971-79
141	Matt Prater, 2007-13
137	Rich Karlis, 1982-88
99	David Treadwell, 1989-92
72	Gene Mingo, 1960-64
43	Fred Steinfort, 1979-81
40	Bobby Howfield, 1968-70
29	Gary Kroner, 1965-67
Season	
31	Jason Elam, 2001
	Jason Elam, 1995
30	Brandon McManus, 2015
	Matt Prater, 2009
	Jason Elam, 1994
29	Brandon McManus, 2016, '19
	Jason Elam, 2004
	Jason Elam, 1999
28	Brandon McManus, 2020
27	Six times, last Jason Elam 2007

Game

6	McManus, at New England, 10/18/20
5	Barth, vs. San Diego, 12/14/14
	Barth, at Kansas City, 11/30/14
	Elam, vs. Miami, 10/13/02
	Elam, at Kansas City, 11/16/97
	Elam, vs. Buffalo, 9/3/95
	Karlis, vs. Seattle, 11/20/83
	Mingo, vs. San Diego, 10/6/63
4	32 times (last: McManus, vs. Indianapolis, 9/8/16)

MOST FIELD GOALS MADE BY A ROOKIE

Season	
27	David Treadwell, 1989
26	Jason Elam, 1993
18	Gene Mingo, 1960
11	Rich Karlis, 1982
9	Bobby Howfield, 1968

Game

4	Elam, at N.Y. Jets, 9/5/93
	Treadwell, at Buffalo, 9/18/89
	Mingo, at L.A. Chargers, 12/16/60
	Mingo, vs. L.A. Chargers, 10/16/60
3	Five times (last: Elam, at L.A. Raiders, 1/2/94)

HIGHEST FIELD GOAL PERCENTAGE

Career (min. 20 attempts)

829	Matt Prater, 2007-13 (141-170)
816	Brandon McManus, 2014-20 (169-207)
806	Jason Elam, 1993-2007 (395-490)
780	David Treadwell, 1989-92 (99-127)
710	Rich Karlis, 1982-88 (137-193)
672	Fred Steinfort, 1979-81 (43-64)
651	Jim Turner, 1971-79 (151-232)
610	Gene Mingo, 1960-64 (72-118)
518	Gary Kroner, 1965-67 (29-56)
506	Bobby Howfield, 1968-70 (40-79)

Season (min. 10 attempts)

962	Matt Prater, 2013 (25-26)
938	Connor Barth, 2014 (15-16)
931	Jason Elam, 2006 (27-29)
889	Matt Prater, 2010 (16-18)
871	Jason Elam, 2007 (27-31)
	Jason Elam, 2003 (27-31)
861	Jason Elam, 2001 (31-36)
857	Matt Prater, 2009 (30-35)
	Brandon McManus, 2015 (30-35)
853	Brandon McManus, 2015 (29-34), '19 (29-34)
	Jason Elam, 2004 (29-34)

HIGHEST FIELD GOAL PERCENTAGE BY A ROOKIE

Season (min. 15 attempts)

818	David Treadwell, 1989 (27-33)
743	Jason Elam, 1993 (26-35)
643	Gene Mingo, 1960 (18-28)
500	Bobby Howfield, 1968 (9-18)
467	Bob Humphreys, 1967 (7-15)

LONGEST FIELD GOALS

*64	Matt Prater, vs. Tennessee, 12/8/13
63	Jason Elam, vs. Jacksonville, 10/25/98
59	Matt Prater, vs. Chicago, 12/11/12
59	Matt Prater, vs. New York Jets, 10/17/10
58	Brandon McManus, vs. New Orleans, 11/29/20
57	Brandon McManus, vs. Baltimore, 9/13/15
	Fred Steinfort, vs. Washington, 10/13/80
56	Brandon McManus, vs. Tampa Bay, 9/27/20
	Brandon McManus, vs. Baltimore, 9/13/15
	Matt Prater, at Kansas City, 9/28/08
	Jason Elam, at Houston, 11/26/95

* - NFL record

MOST CONSECUTIVE GAMES WITH FIELD GOAL

18	Jason Elam (1st in '06 - 2nd in '07)
16	Jason Elam (12th in '02 - 11th in '03)
	Brandon McManus (last 15 in '16 - 1st in '17)
	Matt Prater (last 9 in '09 - first 6 in '10)
	Rich Karlis (13th in '84 - 11th in '85)
13	Jason Elam (6th in '01 - 2nd in '02)

MOST CONSECUTIVE FIELD GOALS MADE

21	Brandon McManus (3rd in '20 - 23rd in '20)
19	Jason Elam (last 17 in '06 - first 2 in '07)
	Jason Elam (last 1 in '97 - first 18 in '98)
18	Matt Prater (last 8 in '09 - first 6 in '10)
16	Matt Prater (last 2 in '12 - first 10 in '13)
15	Brandon McManus (last 15 in '16)
	Jason Elam (last 15 in '07)

MOST CONSECUTIVE GAMES SCORING

236	Jason Elam, 1993-2007
92	Matt Prater, 2008-13
69	Rich Karlis, 1984-88

TEAM RECORDS — WINNING TRADITION / STREAKS

WINNING TRADITION

SUPER BOWL WINS

3 1997 (XXXII), 1998 (XXXIII), 2015 (50)

AMERICAN FOOTBALL CONFERENCE CHAMPIONSHIPS

8 1977, 1986, 1987, 1989, 1997, 1998, 2013, 2015

AFC WESTERN DIVISION TITLES

15 1977, 1978, 1984, 1986, 1987, 1989, 1991, 1996, 1998, 2005, 2011, 2012, 2013, 2014, 2015

PLAYOFF BERTHS

22 1977, 1978, 1979, 1983, 1984, 1986, 1987, 1989, 1991, 1993, 1996, 1997, 1998, 2000, 2003, 2004, 2005, 2011, 2012, 2013, 2014, 2015

WINNING SEASONS

29 1973, 1974, 1976, 1977, 1978, 1979, 1981, 1983, 1984, 1985, 1986, 1987, 1989, 1991, 1993, 1996, 1997, 1998, 2000, 2002, 2003, 2004, 2005, 2006, 2012, 2013, 2014, 2015, 2016

STREAKS

MOST WINS, ONE SEASON

14 1998
13 2013
2012
2005
1996
1984
12 2015
2014
1997
1991
1977

MOST CONSECUTIVE WINS

17 2012-13 (last 11 of '12, first 6 of '13)
14 1997-98 (last one of '97, first 13 of '98)
10 1984 (games 3-12)
9 2015-16 (last 5 of '15, first 4 of '16)
1996 (games 5-13)
8 2014-15 (last one of '14, first seven of '15)
1985-1986 (last two of '85, first six of '86)
1976-1977 (last two of '76, first six of '77)

MOST CONSECUTIVE GAMES WITHOUT LOSS

17 2012-13 (last 11 of '12, first 6 of '13)
14 1997-98 (last one of '97, first 13 of '98)
10 1984 (games 3-12)
9 2015-16 (last 5 of '15, first 4 of '16)
1996 (games 5-13)
8 2014-2015 (last one of '14, first seven of '15)
1985-86 (last two of '85, first six of '86)
1976-77 (last two of '76, first six of '77)
7 1973 (games 5-11)

MOST CONSECUTIVE LOSSES

11 11/3/63 through 10/4/64
9 9/10/67 through 11/12/67
8 10/15/17 through 12/3/17
12/9/18 through 9/29/19

MOST CONSECUTIVE GAMES WITHOUT WIN

14 10/13/63 through 10/4/64
9 9/10/67 through 11/12/67
8 10/15/17 through 12/3/17
11/29/70 through 10/10/71
10/30/60 through 12/17/60
7 11/11/62 through 9/14/63
10/29/61 through 12/10/61

MOST CONSECUTIVE HOME WINS

24 9/1/96 through 12/27/98
13 9/30/12 through 12/8/13
12/12/04 through 10/15/06
12 10/16/83 through 11/18/84
11 9/7/14 through 11/1/15
9 10/16/88 through 10/15/89
8 12/28/15 through 10/30/16
12/1/91 through 11/15/92
9/6/81 through 12/13/81

MOST CONSECUTIVE HOME LOSSES

7 9/24/67 through 9/29/68
6 10/13/63 through 10/4/64
5 11/21/82 through 9/25/83
11/7/65 through 9/25/66
10/28/62 through 9/7/63

MOST CONSECUTIVE HOME GAMES WITHOUT WIN

7 11/1/70 through 10/10/71
9/24/67 through 9/29/68
6 10/13/63 through 10/4/64
5 11/21/82 through 9/25/83
11/7/65 through 9/25/66
10/28/62 through 9/7/63

MOST CONSECUTIVE ROAD WINS

8 10/15/12 through 10/6/13
7 12/12/76 through 12/4/77
6 9/20/98 through 11/29/98
5 10/23/11 through 12/4/11
12/1/85 through 10/12/86
9/16/84 through 11/11/84
4 9/17/15 through 10/18/15
9/24/06 through 11/12/06
9/29/96 through 11/24/96

MOST CONSECUTIVE ROAD LOSSES

12 11/9/63 through 9/11/65
8 12/11/16 through 12/3/17
6 Six times (last: 10/10/10 through 12/19/10)

MOST CONSECUTIVE ROAD GAMES WITHOUT WIN

17 12/2/62 through 9/11/65
8 12/11/16 through 12/3/17
6 Six times (last: 10/10/10 through 12/19/10)

MOST CONSECUTIVE POSTSEASON WINS

7 12/27/97 through 1/31/99
3 1/17/15 through present

MOST CONSECUTIVE POSTSEASON LOSSES

5 1/15/78 through 12/30/84
3 12/31/00 through 1/9/05
1/12/92 through 1/4/97

MOST CONSECUTIVE POSTSEASON HOME WINS

6 1/4/87 through 1/4/92
4 12/27/97 through 1/14/06

MOST CONSECUTIVE POSTSEASON HOME LOSSES

1 Five times (last: vs. Indianapolis, 1/11/15)

MOST CONSECUTIVE POSTSEASON ROAD WINS

2 1/4/98 through 1/11/98

MOST CONSECUTIVE POSTSEASON ROAD LOSSES

4 12/31/00 through 1/14/12
3 12/30/78 through 12/24/83

MOST CONSECUTIVE PRESEASON WINS

9 8/22/81 through 8/20/83
7 8/14/76 through 8/20/77
6 9/4/99 through 8/11/01

MOST CONSECUTIVE PRESEASON LOSSES

6 8/17/68 through 8/16/69
8/5/60 through 8/12/61
5 8/21/65 through 8/12/66
8/25/61 through 8/18/62

MOST CONSECUTIVE PRESEASON HOME WINS

10 7/26/97 through 8/31/01
6 8/22/81 through 8/20/83

MOST CONSECUTIVE PRESEASON HOME LOSSES

4 8/7/65 through 8/28/66
3 8/17/68 through 8/16/69

MOST CONSECUTIVE PRESEASON ROAD WINS

5 8/17/14 through 8/11/16
4 8/10/02 through 8/6/03
9/2/77 through 8/19/78

MOST CONSECUTIVE PRESEASON ROAD LOSSES

7 8/25/90 through 8/16/93
6 8/30/68 through 8/29/70
8/5/60 through 8/12/61

TEAM RECORDS — SCORING / KICKING / OFFENSE

SCORING

MOST POINTS SCORED

Season

*606	2013
501	1998
485	2000
482	2014
481	2012
472	1997
395	2005
392	2002
391	1996
388	1995

* - NFL record

Game

52	vs. Philadelphia, 9/29/13
51	vs. Tennessee, 12/8/13
	at Dallas, 10/6/13
50	vs. San Diego, 10/6/63
49	vs. Baltimore, 9/5/13
	vs. Kansas City, 11/14/10
	vs. Philadelphia, 10/30/05
48	vs. Tampa Bay, 11/7/76
	at Houston, 10/14/73
47	vs. Oakland, 12/28/14

LARGEST MARGIN OF VICTORY

43	vs. N.Y. Jets, 9/19/76 (46-3)
37	at Phoenix, 12/16/89 (37-0)
	vs. Oakland, 10/5/62 (44-7)
35	at Arizona, 10/18/18 (45-10)
	vs. Kansas City, 12/30/12 (38-3)
	vs. San Diego, 12/21/97 (38-3)
	vs. New England, 11/11/79 (45-10)
	vs. Tampa Bay, 11/7/76 (48-13)
34	vs. Kansas City, 12/9/07 (41-7)
	vs. Cleveland, 10/15/00 (44-10)
	vs. Carolina, 11/9/97 (34-0)
	at New England, 10/8/95 (37-3)
	vs. Detroit, 11/1/87 (34-0)

MOST POINTS, ONE HALF

38	vs. Washington, 10/27/13 (second)
	vs. Seattle, 11/26/89 (first)
	vs. New England, 11/11/79 (first)
	vs. Tampa Bay, 11/7/76 (second)
35	at Arizona, 10/18/18 (first)
	vs. Baltimore, 9/5/13 (second)
	at San Diego, 10/15/12 (second)
	vs. Kansas City, 11/14/10 (first)
	vs. Philadelphia, 10/4/98 (first)
	vs. Dallas, 9/13/98 (first)
	vs. Minnesota, 11/18/84 (first)

MOST POINTS, ONE QUARTER

31	vs. Washington, 10/27/13 (fourth)
28	vs. Philadelphia, 10/4/98 (first)
26	at N.Y. Jets, 12/3/67 (second)
24	10 times (last: vs. San Diego, 9/14/08 (second))

MOST TOUCHDOWNS SCORED

Season

*76	2013
62	1998
58	2000, 2014
57	2012
55	1997
47	1996
46	2005
45	2002, 1987, 1986, 1985

* - NFL record

Game

7	vs. Philadelphia, 9/29/13
	vs. Baltimore, 9/5/13
	vs. Kansas City, 11/14/10
	vs. Philadelphia, 10/30/05
6	16 times (last: vs. Dallas, 9/17/17)

FEWEST POINTS SCORED

Season

148	1982 (player's strike; nine-game season)
196	1966
203	1971
240	1964
251	1961
253	1970
254	1975
255	1968
256	1967
262	1992

Game (times Denver shut out: 10)

0	at L.A. Chargers (21-0), 10/22/17
	at L.A. Raiders (24-0), 11/22/92
	at Philadelphia (30-0), 9/20/92
	at New Orleans (42-0), 11/20/88
	at Chicago (27-0), 9/9/84
	at San Diego (23-0), 10/8/78
	at San Diego (17-0), 12/15/74
	at Kansas City (16-0), 12/6/70
	at Oakland (51-0), 9/10/67
	at San Diego (37-0), 10/29/61
2	at Kansas City (34-2), 9/22/68

LARGEST MARGIN OF DEFEAT

52	vs. Kansas City, 9/7/63 (59-7)
51	at Oakland, 9/10/67 (51-0)
46	vs. Kansas City, 10/23/66 (56-10)
45	vs. Oakland 10/24/10 (59-14)
43	at Kansas City, 10/29/67 (52-9)

KICKING

MOST FIELD GOALS MADE

Season

31	2001, 1995
30	2015, 2009, 1994
29	2019, 2016, 2004, 1999
28	2003, 1997, 2020
27	2007, 2006, 1991, 1989, 1962

Game

6	at New England, 10/18/20
5	Six times (last: at San Diego, 12/14/14)
4	33 times (last: vs. Indianapolis, 9/18/16)

HIGHEST PERCENTAGE ON PAT ATTEMPTS

1.000	25 times (last: 2018, 35 of 35)
-------	---------------------------------

TOTAL OFFENSE

MOST TOTAL PLAYS

Season

1,156	2013
1,152	1985
1,115	2000
1,092	1996
1,090	2012
1,077	1988
1,075	2017
1,071	1989
1,070	2004
	1987

Game

95	at Green Bay (at Milwaukee), 9/20/87 (OT)
91	vs. Tennessee, 12/8/13
88	at Seattle, 10/29/78 (OT)
86	at New England, 11/24/13 (OT)
	at Chicago, 12/12/76
	vs. San Diego, 11/30/75 (OT)
	vs. Oakland, 10/16/95
84	at Kansas City, 12/4/94 (OT)
	at L.A. Raiders, 10/28/84 (OT)
	vs. Boston, 12/3/61

TEAM RECORDS — OFFENSE / RUSHING

MOST YARDS TOTAL OFFENSE

Season

7,317	2013 (1,873 rush/5,444 pass)
6,554	2000 (2,311/4,243)
6,446	2014 (1,785/4,661)
6,366	2012 (1,832/4,534)
6,333	2008 (1,862/4,471)
6,332	2004 (2,333/3,999)
6,092	1998 (2,468/3,624)
6,090	2002 (2,266/3,824)
6,040	1995 (1,995/4,045)
5,872	1997 (2,378/3,494)

Game

568	vs. Arizona, 10/5/14 (92 rush/476 pass)
567	vs. Atlanta, 10/31/04 (68/499)
564	at Cleveland, 11/6/08 (123/441)
	vs. Philadelphia, 10/30/05 (255/309)
551	vs. Tennessee, 12/8/13 (154/397)
548	vs. Baltimore, 10/20/96 (222/326)
543	vs. N.Y. Jets, 9/19/76 (251/292)
538	at Seattle, 11/26/00 (301/237)
536	vs. Oakland, 9/23/13 (164/372)
	vs. San Diego, 11/19/00 (93/433)

HIGHEST AVERAGE GAIN PER PLAY

Season

6.33	2013 (1,156-7,317)
6.21	2008 (1,019-6,333)
6.04	2014 (1,067-6,446)
5.92	2004 (1,070-6,332)
5.88	2000 (1,115-6,554)
5.85	1998 (1,041-6,092)
5.84	2012 (1,090-6,366)
5.76	2002 (1,057-6,090)
5.70	1995 (1,060-6,040)
5.68	2007 (976-5,541)

Game

9.53	vs. Dallas, 9/13/98 (54-515)
8.33	vs. Kansas City, 12/7/03 (61-508)
8.11	at Kansas City, 12/11/13 (66-535)
7.94	at Cleveland, 11/6/08 (71-564)
7.93	vs. Green Bay, 11/1/15 (63-500)
7.83	vs. Philadelphia, 10/30/05 (72-564)
7.77	vs. New England, 12/17/72 (62-482)
7.76	vs. Arizona, 12/29/02 (58-450)
7.73	vs. Kansas City, 9/21/75 (55-425)
	vs. San Diego, 1/3/16 (65-503)

FEWEST YARDS TOTAL OFFENSE

Season

2,837	1982 (players' strike; nine-game season) (1,018 rush/1,819 pass)
2,947	1967 (1,265/1,682)
3,168	1966 (1,173/1,995)
3,332	1964 (1,311/2,021)
3,811	1961 (1,091/2,720)
3,827	1970 (1,802/2,025)
3,906	1977 (2,043/1,863)
3,971	1968 (1,614/2,357)
3,995	1963 (1,508/2,487)
4,136	1976 (1,932/2,204)

Game

-5	at Oakland, 9/10/67 (48 rush/-53 pass)
26	at Houston, 9/3/66 (33/-7)
82	at Philadelphia, 9/20/92 (52/30)
112	vs. New Orleans, 11/29/20 (100/12)
128	at Washington, 10/12/92 (26/102)
130	at Chicago, 9/9/84 (53/77)
131	vs. Buffalo, 12/13/64 (47/84)
132	vs. Boston, 10/4/64 (53/79)
134	at Buffalo, 11/24/19 (85/49)
139	at Pittsburgh, 9/4/83 (138/1)

RUSHING

MOST RUSHES

Season

601	1978
554	1989
546	2011
543	2003
542	2005
534	2004
525	1998
	1996
	1979
523	1977

Game

60	vs. San Diego, 11/30/75 (OT)
59	at Kansas City, 9/24/78 (OT)
	at Chicago, 12/12/76
57	at Seattle, 10/29/78 (OT)
	at Cleveland, 10/24/71
55	at Kansas City, 11/13/11
	vs. San Diego, 10/17/71
54	at Indianapolis, 12/21/03
53	at Kansas City, 11/20/77
51	at San Diego, 11/27/11
	at Oakland, 10/17/04
	vs. Green Bay, 10/17/99

MOST YARDS RUSHING

Season

2,632	2011
2,629	2003
2,539	2005
2,468	1998
2,451	1978
2,378	1997
2,362	1996
2,333	2004
2,311	2000
2,266	2002

Game

356	at Chicago, 12/12/76
328	vs. San Diego, 11/30/75 (OT)
301	at Seattle, 11/26/00
299	at Oakland, 11/6/11
292	at Oakland, 11/24/74
283	at New Orleans, 12/3/00
280	at New England, 11/24/13
	at Cleveland, 10/24/71
278	at Seattle, 10/29/78 (OT)
272	at Cincinnati, 10/19/69

HIGHEST AVERAGE GAIN PER RUSH

Season

4.96	2002 (457-2,266)
4.85	2018 (393-1,907)
4.84	2003 (543-2,629)
4.82	2011 (546-2,632)
4.81	2008 (387-1,862)
4.70	1998 (525-2,468)
4.68	2005 (542-2,539)
4.57	1997 (520-2,378)
4.56	2007 (429-1,957)
4.53	1995 (440-1,995)
4.50	1996 (525-2,362)

Game (min. 10 rushes)

9.52	vs. Chicago, 11/23/03 (21-200)
9.00	at San Diego, 12/28/08 (10-90)
8.44	vs. Kansas City, 12/7/03 (32-270)
8.13	vs. New England, 12/18/11 (31-252)
8.09	vs. Arizona, 12/29/02 (32-259)
7.88	vs. Seattle, 12/19/99 (33-260) (OT)
7.73	vs. Houston, 10/18/92 (22-170)
7.67	at Oakland, 11/6/11 (39-299)
7.66	vs. Cincinnati, 9/21/97 (29-222)
7.63	at N.Y. Giants, 11/5/72 (24-183)

TEAM RECORDS — RUSHING / PASSING

MOST RUSHING TOUCHDOWNS

Season	
26	1998
25	2005
21	2002
	2000
20	2003
	1996
	1985
	1974
19	1994
	1990

Game	
5	vs. Kansas City, 12/7/03
4	Seven times (last: vs. San Francisco, 12/23/00)

FEWEST YARDS RUSHING

Season	
1,018	1982 (players' strike; nine-game season)
1,091	1961
1,173	1966
1,195	1960
1,265	1967
1,298	1962
1,311	1964
1,470	1994
1,484	2016
1,500	1992

Game	
13	at Oakland, 10/22/72
14	vs. Miami, 11/2/08
18	at Tennessee, 12/11/16
	vs. San Diego, 12/12/13
19	at Tennessee, 10/3/10
20	at Dallas, 12/10/61
26	at Washington, 10/12/92
27	vs. Pittsburgh, 11/9/09
	at Buffalo, 9/15/62
28	at St. Louis, 11/16/14
	vs New England, 11/4/84
	vs Kansas City, 10/23/66

PASSING

MOST PASS ATTEMPTS

Season	
675	2013
626	1994
620	2008
617	1985
607	2014
606	2015
594	1995
588	2012
	2018
581	1988

Game	
59	vs. Tennessee, 12/8/13
	at Green Bay, 10/10/93
58	vs. San Diego, 11/19/00
57	at New England, 11/2/14
	vs. Indianapolis, 9/26/10
56	vs. Kansas City, 1/3/10
	at L.A. Raiders, 12/26/82
	at Boston, 9/21/62
	at Buffalo, 9/15/62

MOST COMPLETIONS

Season	
461	2013
402	2012
399	2014
388	1994
386	2008
368	2015
367	2018
359	2002
354	2000

Game

39	vs. Tennessee, 12/8/13
37	vs. Indianapolis, 9/26/10
36	at Tennessee, 12/11/16
	vs. San Diego, 9/14/08
	vs. San Diego, 11/19/00
	vs. San Diego, 9/4/94
35	5 times (last: vs Chicago, 9/15/19)

HIGHEST COMPLETION PERCENTAGE

Season	
.684	2012 (402-588)
.683	2013 (461-675)
.657	2014 (399-607)
.648	2002 (359-554)
.633	2007 (326-515)
.633	1993 (350-553)
.624	2018 (367-588)
.623	2008 (386-620)
.622	2000 (354-569)
.620	1994 (388-626)

Game (min. 10 attempts)

.917	at L.A. Raiders, 11/2/86 (11-12)
.875	vs. San Diego, 9/27/81 (21-24)
.870	vs. Kansas City, 12/10/78 (20-23)
.865	vs. Oakland, 9/23/13 (32-37)
.829	at Oakland, 12/29/13 (34-41)
.824	at Indianapolis, 12/21/03 (14-17)
.815	vs. San Francisco, 10/19/14 (22-27)
	at Houston, 12/8/19 (22-27)
.811	vs. Philadelphia, 9/29/13 (30-37)
.808	at Tennessee, 12/25/04 (21-26)
.808	vs. Kansas City, 9/14/14 (21-26)
.800	vs. Miami, 11/23/14 (28-35)
.800	at San Diego, 10/15/12 (24-30)
.800	vs. Kansas City, 12/7/08 (32-40)

MOST YARDS PASSING (NET YARDS)

Season	
*5,444	2013
4,661	2014
4,534	2012
4,471	2008
4,243	2000
4,045	1995
4,038	2010
4,017	1994
3,999	2004
3,970	2015
*	- NFL record

Game

499	vs. Atlanta, 10/31/04
479	vs. Arizona, 11/2/14
472	vs. Indianapolis, 9/26/10
459	vs. Kansas City, 11/18/74
445	vs. Baltimore, 9/5/13
443	vs. San Diego, 11/19/00
441	at Cleveland, 11/6/08
438	at New England, 11/2/14
431	vs. Oakland, 12/14/80

FEWEST YARDS PASSING (NET YARDS)

Season	
1,682	1967
1,819	1982 (players' strike; nine-game season)
1,863	1977
1,995	1966
2,021	1964
2,025	1970
2,065	1971
2,204	1976
2,328	1974
2,357	1968

TEAM RECORDS — PASSING

FEWEST YARDS PASSING (NET YARDS), CONT.

Game

-53	at Oakland, 9/10/67
-7	at Houston, 9/3/66
1	at Pittsburgh, 9/4/83
6	vs. N.Y. Jets, 11/15/64
8	vs. Oakland, 9/3/78
	vs. San Diego, 11/30/75 (OT)
12	vs. New Orleans, 11/29/20
18	at N.Y. Jets, 12/3/67
20	at Houston, 11/14/65
30	at Philadelphia, 9/20/92

MOST TOUCHDOWN PASSES THROWN

Season

*55	2013
40	2014
37	2012
32	1998
28	2000
27	2004
	1997
	1995
	1993
	1981
26	2001
	1996

* - NFL record

Game

*7	vs. Baltimore, 9/5/13
5	at Oakland, 11/9/14
	vs. Kansas City, 11/14/10
	vs. San Diego, 11/19/00
	vs. Minnesota, 11/18/84
	vs. Buffalo, 10/28/62
4	27 times (last: at Carolina, 12/13/20)

* - NFL record (tie)

MOST INTERCEPTIONS THROWN

Season

45	1961
40	1962
35	1960
34	1975
32	1964
30	1966
	1965
29	1992
	1963
28	1970

Game

8	at Houston, 12/2/62
6	vs. San Diego, 9/21/80
	vs. San Diego, 11/30/75 (OT)
	at San Diego, 9/24/72
	at Houston, 11/26/61
	vs. Buffalo, 11/19/61
	at Green Bay (at Milwaukee), 9/26/71
5	17 times (last: vs. Kansas City, 11/15/15)

BEST INTERCEPTION AVOIDANCE PERCENTAGE

Season

.015	2013 (10-675)
.015	2005 (7-465)
.018	1993 (10-553)
.019	2012 (11-588)
.019	2016 (11-570)
.020	2019 (10-504)
.021	2010 (12-580)
.021	1994 (13-626)
.021	2000 (12-569)
.021	1997 (11-513)

HIGHEST AVERAGE GAIN PER ATTEMPT

Season

8.25	2013 (675-5572)
8.23	1981 (485-3,992)
8.09	1974 (329-2,660)
7.94	2012 (588-4,671)
7.87	2014 (399-607)

HIGHEST AVERAGE GAIN PER COMPLETION

Season

15.79	1968 (179-2,826)
14.94	1976 (168-2,510)
14.77	1969 (192-2,835)
14.60	1967 (150-2,190)
14.46	1974 (184-2,660)
14.43	1972 (201-2,900)
14.18	1963 (217-3,076)
14.16	1966 (166-2,351)
13.90	1977 (163-2,265)
13.81	1981 (289-3,992)

FEWEST TIMES DENVER PASSER SACKED

Season

12	2008
15	2004
17	2014
20	2013
21	2012
22	1971
23	2005
24	1982 (players' strike; nine-game season)
	1965

MOST TIMES DENVER PASSER SACKED

Season

63	1963
61	1981
	1964
58	1967
55	1994
	1983
52	2017
	1992
51	1969
50	1977

Game

11	vs. Oakland, 11/5/67
	vs. Buffalo, 12/13/64
10	at Oakland, 10/31/76
	at Oakland, 12/8/75
9	Twice (last: vs. Kansas City, 10/17/19)

MOST YARDAGE LOST ON SACKS

Season

590	1963
520	1964
508	1967
469	1968
461	1981
439	1983
402	1977
382	1992
366	1994
359	1975

Game

95	vs. Oakland, 11/5/67
84	vs. Buffalo, 12/13/64
79	vs. Kansas City, 10/17/19
78	vs. Kansas City, 12/14/68
	vs. Boston, 9/29/63
77	at Boston, 9/21/62
74	at Oakland, 12/8/75
72	at L.A. Raiders, 12/26/82
71	at Chicago, 10/2/83
67	vs. L.A. Raiders, 10/18/93

TEAM RECORDS — FIRST DOWNS / PUNTING

FIRST DOWNS

MOST FIRST DOWNS

Season

435	2013
383	2000
380	2012
360	2014
357	2002
354	2008
351	2004
347	1998
346	1994
344	1995

Game

39	vs. Tennessee, 12/8/13
35	vs. Philadelphia, 9/29/13
34	at Dallas, 10/6/13
	vs. San Diego, 9/14/08
	vs. San Diego, 11/19/00
	vs. Kansas City, 11/18/74
32	vs. Kansas City, 12/30/12
	at Cincinnati, 10/22/00
31	Six times (last: vs. Oakland, 9/23/13)

MOST FIRST DOWNS RUSHING

Season

145	2005
138	1997
135	1998
134	1996
133	2003
132	1987
130	1979
129	2011
	1978
127	2004

Game

19	at Chicago, 12/12/76
	vs. San Diego, 11/30/75 (OT)
18	vs. N.Y. Jets, 11/20/05
17	at Seattle, 10/29/78 (OT)
16	at Kansas City, 10/27/85
	vs. N.Y. Giants, 10/26/80
	at Kansas City, 9/24/78 (OT)
	at Boston, 9/24/65
15	Six times (last: at New England, 11/24/13)

MOST FIRST DOWNS PASSING

Season

293	2013
232	2012
227	2014
223	2008
	2000
205	1995
204	2010
202	1994
201	2015
199	2002

Game

25	vs. Tennessee, 12/8/13
	vs. Kansas City, 11/24/74
24	vs. San Diego, 12/3/00
23	vs. Washington, 10/17/13
	at Houston, 12/20/64
22	vs. Oakland, 12/14/80
21	vs. Kansas City, 1/3/10
	vs. New England, 10/11/09
	vs. Atlanta, 10/31/04
20	10 times (last: at New Orleans, 11/13/16)

MOST FIRST DOWNS BY PENALTY

Season

43	1994
41	1986
40	2004
	2019
39	2003
38	2020
	1983
36	2012
	2000
	1988
35	2014
	2013
	1993

Game

11	vs. Houston Oilers, 10/6/85
7	at N.Y. Jets, 10/1/20
	at Kansas City, 9/19/99
	at Kansas City, 11/16/98
	vs. L.A. Raiders, 9/7/86
6	Eight times (last: at Pittsburgh, 9/20/20)

FEWEST FIRST DOWNS

Season

170	1982 (players' strike; nine-game season)
171	1966
172	1967
207	1964
217	1971
	1970
	1968
219	1961
223	1977
230	1963

Game

0	at Houston, 9/3/66
3	at Oakland, 9/10/67
4	at Philadelphia, 9/20/92
6	vs. New Orleans, 11/29/20
7	at Washington, 10/12/92
	at Kansas City, 12/6/70
	vs. Buffalo, 12/13/64

PUNTING

MOST PUNTS

Season

105	1967
101	2011
96	1984
	1978
	1968
94	1985
91	1977
89	2016
	1979
87	1983
	1970

Game

12	at Buffalo, 10/25/81
	vs. Cincinnati, 10/6/68
	at Oakland, 9/10/67
11	at Jacksonville, 12/04/16
	at Seattle, 11/30/92 (OT)
	vs. Seattle, 10/20/85 (OT)
10	Seven times (last: at Baltimore, 9/11/83)

FEWEST PUNTS

Season

45	1982 (players' strike; nine-game season)
46	2008
54	1995
55	2002
60	2007
	1997
	1990
	1972
	1962
62	2000

TEAM RECORDS — PUNTING / RETURNS

FEWEST PUNTS, CONT.

Game	
0	at Dallas, 10/6/13 vs. Oakland, 9/30/12 vs. Buffalo, 12/21/08 vs. San Diego, 11/16/03 at Minnesota 11/4/90 vs. Dallas, 10/8/61
1	26 times (last: at N.Y. Jets, 10/1/20)

HIGHEST PUNTING AVERAGE

Season	
47.4	2011 (101-4,783)
46.7	2008 (46-2,150)
46.5	1999 (84-3,908)
46.3	2012 (67-3,099)
46.2	1998 (67-3,097)
46.1	2020 (66-3,040)
45.7	2016 (89-4,068)
45.2	1966 (77-2,878)
45.1	1973 (69-3,114)
45.0	1982 (45-2,026) (players' strike; nine-game season)

Game (min. 4 punts)

57.2	vs. L.A. Raiders, 9/26/88 (5-286) (OT)
56.6	vs. Seattle, 11/24/84 (5-283)
56.2	at Arizona, 12/12/10 (5-281)
55.8	vs. Cincinnati, 9/18/11 (6-335)
55.8	vs. San Diego, 12/16/90 (5-279)
55.0	at New England, 10/27/91 (5-275)
54.4	at Oakland, 9/20/98 (5-272)
54.3	at Arizona, 9/23/01 (4-217) vs. Minnesota, 10/31/99 (4-217)
54.2	vs. L.A. Chargers, 11/1/20 (6-325) at Oakland, 10/10/99 (5-271)

LOWEST PUNTING AVERAGE

Season	
35.1	1976 (84-2,945)
36.4	1978 (96-3,494)
37.3	1960 (70-2,610)
39.0	2002 (55-2,145)
39.2	1977 (91-3,563)
39.3	1986 (86-3,376)
39.4	1961 (80-3,149)
39.6	2000 (62-2,455)
39.9	1989 (80-3,188)
39.9	1975 (63-2,515)

HIGHEST NET PUNTING AVERAGE (SINCE 1976)

Season	
42.1	2012 (67-2,822)
41.3	2016 (89-3,677)
40.8	2020 (66-2,734)
40.2	2011 (101-4,058)
39.5	2015 (85-3,357)
39.4	2019 (78-3,070)
39.0	2017 (76-3,309)
38.8	2013 (65-2,522)
38.5	1990 (60-2,313)
38.3	2018 (85-3,786)

Game (min. 4 punts)

52.8	vs. L.A. Raiders, 9/26/88 (5-264) (OT)
52.3	vs. San Diego, 11/11/01 (6-314)
52.3	at Houston, 12/4/77 (4-209)
51.2	vs. San Diego, 12/16/90 (5-256)
51.0	vs. Cincinnati, 9/18/11 (6-306)
50.6	at Atlanta, 9/17/12 (5-253)
49.8	vs. Oakland, 12/29/19 (5-249)
48.8	at Minnesota, 12/4/11 (6-293)
48.0	vs. Arizona, 10/5/14 (4-192)
48.3	vs. San Francisco, 9/19/82 (6-290)

PUNT RETURNS

MOST PUNT RETURNS

Season	
63	1970
58	1977
54	1999
53	1988
51	1981
	1978
	1976
49	1996
48	2012
	1987
	1986

Game

8	at Carolina, 11/11/12 vs. Chicago, 12/11/11 vs. San Diego, 12/27/87 vs. Baltimore, 10/22/78 vs. San Diego, 11/30/75 (OT) at Kansas City, 10/6/74 at Buffalo, 9/20/70
7	Eight times (last: vs. Miami, 12/12/04)

MOST PUNT RETURN YARDS

Season	
712	1977
640	1976
596	2011
583	1996
582	1978
556	1970
555	1997
552	1986
486	1987
474	1974

Game

168	vs. Carolina, 11/9/97
167	vs. Pittsburgh, 11/6/77
150	vs. San Diego, 12/27/88
128	vs. Oakland, 9/12/11 vs. San Francisco, 9/19/82 at N.Y. Jets, 12/3/67 at Carolina, 11/11/12 vs. Cleveland, 9/26/76 at N.Y. Giants, 9/15/13 vs. St. Louis, 9/14/97 at Buffalo, 9/20/70

HIGHEST PUNT RETURN AVERAGE

Season	
14.5	1982 (21-305) (players' strike; nine-game season)
13.5	1997 (41-555)
13.4	2020 (20-267)
13.5	1967 (26-351)
13.1	2001 (31-405)
12.9	1963 (30-387)
12.7	2011 (47-596)
12.5	1976 (51-640)
12.3	1977 (58-712)
12.2	1969 (37-450)

MOST PUNT RETURN TOUCHDOWNS

Season	
4	1976
3	1997
2	2011, 2003, 1986, 1982
1	19 times (last: 2020)

Game

2	vs. Carolina, 11/9/97 vs. Cleveland, 9/26/76
1	28 times (last: at Carolina, 12/13/20)

KICKOFF RETURNS

MOST KICKOFF RETURNS

Season	
78	1963
76	1964
75	1994
71	2008
	1965
67	2001
	1960
66	Three times (last: 2000)

TEAM RECORDS — KICK RETURNS / FUMBLES

MOST KICKOFF RETURNS, CONT.

Game	
10	at Arizona, 12/12/10 at Indianapolis, 10/31/88 vs. Boston, 10/4/64
9	at San Diego, 12/22/63 at Buffalo, 12/24/11 at San Diego, 12/28/08 at Kansas City, 12/18/83 at Boston, 10/18/63 vs. Kansas City, 9/7/63
8	18 times (last: at Oakland, 12/19/10)

MOST KICKOFF RETURN YARDS

Season	
1,801	1963
1,758	1964
1,731	1965
1,576	2001
1,558	1966
1,550	2008
1,547	1960
1,523	1994
1,518	1967
1,501	1961

Game	
295	vs. Boston, 10/4/64
289	vs. Kansas City, 9/7/63
272	at Arizona, 12/12/10
238	at Kansas City, 10/8/63
226	at Indianapolis, 10/31/88
217	at San Diego, 10/29/61
216	at Houston, 9/3/66
215	at San Diego, 10/29/61
211	at Minnesota, 11/4/90
208	vs. Boston, 11/11/62 at Boston, 9/21/62

HIGHEST KICKOFF RETURN AVERAGE

Season	
26.9	1966 (58-1,588)
25.3	1967 (60-1,518)
25.1	2014 (32-802)
25.0	2013 (39-974)
24.5	2019 (21-534)
	2011 (39-956)
	1975 (59-1,446)
24.4	1965 (71-1,731)
24.3	2010 (59-1,435)
24.2	1998 (58-1,402)

MOST KICKOFF RETURN TOUCHDOWNS

Season	
3	1966
1	Nine times (last: 2013)

Game	
1	12 times (last: vs. Philadelphia, 9/29/13)

FUMBLES

MOST BRONCOS FUMBLES

Season	
36	1984
	1966
35	1979
34	1988
	1983
	1963
33	1999
	1961
32	1960
31	1991
Game	
6	vs. Washington, 11/18/01 vs. Philadelphia, 10/29/89 vs. Cleveland, 10/19/75 at Boston, 11/6/66 vs. L.A. Chargers, 10/16/60
5	16 times (last: at New England, 11/24/13)

MOST BRONCOS FUMBLES LOST

Season	
20	1961
19	1983
18	1994
	1993
	1981
	1979
17	Seven times (last: 2011)
Game	
5	vs. Cleveland, 10/19/75 vs. Chicago, 9/30/73
4	Eight times (last: at Indianapolis, 10/31/88)

FEWEST BRONCOS FUMBLES

Season	
15	2009
	1969
16	2015
	2014
17	1998
18	2018
	2008
19	2005
21	2019
	2002
	1973
22	2012
23	Five times (last: 2020)

FEWEST BRONCOS FUMBLES LOST

Season	
5	2014
6	2019
	2018
	2003
	1998
7	2002
8	2015
	2001
	1985
	1969
	1964

MOST OPPONENT FUMBLES

Season	
46	1983
44	1984
43	1989
40	1964
37	1975
36	1990
	1981
	1971
35	1987, 1970, 1966

Game	
7	vs. Green Bay, 10/15/84 vs. Seattle, 11/20/83 at Oakland, 10/4/81 vs. Buffalo, 12/13/64
6	11 times (last: at New England, 11/24/13)

MOST OPPONENT FUMBLES RECOVERED

Season	
24	1984
23	1981
22	1989
21	1964
20	1983
	1971
	1963
19	1987, 1979, 1962
Game	
6	at Buffalo, 12/2/79
5	vs. Seattle, 12/13/81 at Boston, 11/6/66 vs. Buffalo, 12/13/64 at Oakland, 10/14/62
4	11 times (last: at L.A. Raiders, 10/28/84) (OT)

TEAM RECORDS — FUMBLES / TURNOVERS / PENALTIES

FEWEST OPPONENT FUMBLES

Season	
13	2017
15	2008
16	2020
17	2019
17	1982 (players' strike; nine-game season)
19	2011
20	1995

FEWEST OPPONENT FUMBLES RECOVERED

Season	
6	2020
7	2017
	2014
	2008
8	1982 (players' strike; nine-game season)
	2012
	2010
	2004
9	2013
	2011
	1996

TURNOVERS

MOST TAKEAWAYS

Season	
55	1984 (31 INT / 24 FUM)
53	1964 (32 INT / 21 FUM)
47	1987 (28 INT / 19 FUM)
	1983 (27 INT / 20 FUM)
46	1981 (23 INT / 23 FUM)
	1962 (27 INT / 19 FUM)
44	2000 (27 INT / 17 FUM)
	1978 (31 INT / 13 FUM)
	1960 (27 INT / 17 FUM)
43	1989 (21 INT / 22 FUM)

Game

10	at Detroit, 10/7/84 (7 INT / 3 FUM)
8	vs. Seattle, 11/20/83 (4 INT / 4 FUM)
	at Oakland, 10/16/77 (7 INT / 1 FUM)
7	Eight times (last: at L.A. Raiders, 10/28/84 (3 INT / 4 FUM))

FEWEST TAKEAWAYS

Season	
13	2008 (6 INT / 7 FUM)
16	2020 (10 INT / 6 FUM)
17	2017 (10 INT / 7 FUM)
18	2011 (9 INT / 9 FUM)
	2010 (10 INT / 8 FUM)
19	1982 (12 INT / 7 FUM) (players' strike; nine-game season)
20	2004 (12 INT / 8 FUM)
	2003 (9 INT / 11 FUM)
21	1995 (8 INT / 13 FUM)
22	2002 (9 INT / 13 FUM)
	1972 (10 INT / 12 FUM)

MOST GIVEAWAYS

Season	
65	1961 (45 INT / 20 FUM)
54	1962 (40 INT / 14 FUM)
52	1960 (35 INT / 17 FUM)
48	1975 (34 INT / 14 FUM)
47	1966 (30 INT / 17 FUM)
46	1965 (30 INT / 16 FUM)
43	1992 (29 INT / 14 FUM)
	1963 (28 INT / 15 FUM)
41	1983 (22 INT / 19 FUM)
	1979 (23 INT / 18 FUM)
	1970 (28 INT / 13 FUM)

* - NFL Record

Game

9	at Houston, 12/2/62 (8 INT / 1 FUM)
	vs. Buffalo, 11/19/61 (6 INT / 3 FUM)
8	vs. Buffalo, 9/19/65 (5 INT / 3 FUM)
	at Houston, 11/26/61 (6 INT / 2 FUM)
7	Seven times (last: vs. San Diego, 9/21/80 (6 INT / 1 FUM))

FEWEST GIVEAWAYS

Season	
16	2005 (7 INT / 9 FUM)
20	2014 (15 INT / 5 FUM)
	1998 (14 INT / 6 FUM)
21	2018 (15 INT / 6 FUM)
	1997 (11 INT / 10 FUM)
23	2009 (13 INT / 10 FUM)
24	2003 (18 INT / 6 FUM)
25	2016 (11 INT / 14 FUM)
	2012 (11 INT / 14 FUM)
	2000 (12 INT / 13 FUM)
	1991 (12 INT / 13 FUM)

CONSECUTIVE GAMES WITH A TAKEAWAY

36	1982-84 (2nd game '82 through 12th game '84)
----	--

CONSECUTIVE GAMES WITHOUT A GIVEAWAY

4	2005 (3rd through 6th)
---	------------------------

BEST TAKEAWAY RATIO

Season	
+21	1984 (55 Takeaways / 34 Giveaways)
+20	2005 (36/16)
+19	2000 (44/25)
+13	1964 (53/40)
+12	1977 (39/27)
+11	1989 (43/32)
	1987 (47/36)
	1967 (41/30)
+10	2001 (37/27)
	1998 (30/20)
	1997 (31/21)
	1978 (44/34)

Game

+8	at Oakland, 10/16/77 (8 Takeaways / 0 Giveaways)
----	--

WORST TAKEAWAY RATIO

Season	
-25	1961 (40 Takeaways / 65 Giveaways)
-17	2017 (17/34)
	2008 (13/30)
	1982 (19/36)
-16	2020 (16/32)
	1975 (32/48)
	1966 (31/47)
-12	2011 (18/30)
	1992 (31/43)
	1972 (22/34)

Game

-9	vs. Buffalo, 11/19/61 (0 Takeaways / 9 Giveaways)
----	---

PENALTIES

MOST PENALTIES

Season	
132	1978
120	2014
117	2013
116	1997
	1979
115	2015
	1998
114	1999
113	2017

Game

15	vs. Kansas City, 11/27/16
	vs. Tampa Bay, 11/7/76
14	at Philadelphia, 11/5/17
	at Kansas City, 9/20/93
	vs. Oakland, 10/17/76
	at N.Y. Jets, 10/28/73
13	Six times (last vs. Kansas City, 11/17/13)

TEAM RECORDS — PENALTIES / THIRD DOWNS / DEFENSE

MOST YARDS PENALIZED

Season

1,092	1978
1,063	2015
1,045	2014
1,023	1998
1,006	1997
	1979
1,000	2013
986	1976
985	2018
	2016

Game

160	vs. Tampa Bay, 11/7/76
148	at Seattle, 10/14/01
146	at Kansas City, 12/16/01 (OT)
134	vs. Pittsburgh, 11/6/77
132	at N.Y. Giants, 9/15/13
	at Oakland, 10/17/76
130	vs. N.Y. Titans, 11/22/62
128	at Minnesota, 10/26/87
	at Seattle, 12/8/79
127	at Pittsburgh, 12/20/15

FEWEST PENALTIES

Season

48	1967
54	1982 (players' strike; nine-game season)
	1960
60	1961
64	1962
65	1963
66	1966
67	2006
	1971
69	1965

Game

0	vs. Kansas City, 9/17/06 (OT)
	at Chicago, 12/18/93
	vs. Kansas City, 12/16/67
1	19 times (last: at New Orleans, 11/13/16)

FEWEST YARDS PENALIZED

Season

478	2006
501	1960
512	1967
516	1982 (players' strike; nine-game season)
548	1963
560	1961
594	1989
610	2007
613	1962
632	1974

Game

0	vs. Kansas City, 9/17/06 (OT)
	at Chicago, 12/18/93
	vs. Kansas City, 12/17/67
	at Boston, 9/21/62
5	vs. Kansas City, 12/7/08
	at Arizona, 12/17/06
	vs. Atlanta, 10/16/88
	at Kansas City, 10/27/85
	vs. Kansas City, 9/7/63
	vs. Boston, 11/11/62
	vs. Dallas, 10/30/60

THIRD DOWNS (SINCE 1972)

MOST THIRD DOWN ATTEMPTS

Season

252	1985
-----	------

MOST THIRD DOWN CONVERSIONS

Season

112	1996
-----	------

HIGHEST THIRD DOWN PERCENTAGE

Season

.489	1996 (112-229)
------	----------------

TOTAL DEFENSE

FEWEST POINTS ALLOWED

Season

148	1977
198	1978
206	1976
226	1989
	1982 (players' strike; nine-game season)
235	1991
241	1984
258	2005
262	1979
264	1970

Game (List of Denver Shutouts: 19)

Denver 16, Tennessee 0, 10/13/19
Denver 23, N.Y. Jets 0, 12/10/17
Denver 24, N.Y. Jets 0, 11/20/05
Denver 34, Carolina 0, 11/9/97
Denver 27, Oakland 0, 10/16/95
Denver 12, at Cleveland 0, 9/27/92
Denver 37, at Phoenix 0, 12/16/89
Denver 12, at San Diego 0, 10/2/88
Denver 24, San Diego 0, 12/27/87
Denver 34, Detroit 0, 11/1/87
Denver 21, Kansas City 0, 10/23/84
Denver 17, at Oakland 0, 10/4/81
Denver 7, San Diego 0, 10/7/79
Denver 10, Cincinnati 0, 9/2/79
Denver 7, St. Louis 0, 9/18/77
Denver, 17, at San Diego 0, 11/14/76
Denver 26, San Diego 0, 10/3/76
Denver 27, Cleveland 0, 10/24/71
Denver 13, San Diego 0, 11/2/69

FEWEST TOUCHDOWNS ALLOWED

Season

18	1977
21	1978
22	1991
25	1989
	1982 (players' strike; nine-game season)
	1976
26	1984
27	1993
28	1970
29	2006

FEWEST FIELD GOALS ALLOWED

Season

8	1977
12	1976
13	1995
	1961
14	2005
	1998
	1997
	1987
	1965
15	1981
	1979
	1967
	1963

FEWEST TOTAL PLAYS ALLOWED

Season

616	1982 (players' strike; nine-game season)
825	1971
838	1970
847	1963
850	1965
871	1966
872	1973
876	1972
899	1961

TEAM DEFENSIVE RECORDS — TOTAL / RUSHING

Game

37	at Indianapolis, 12/21/03
40	at Jacksonville, 9/19/04
	vs. San Diego, 11/16/03
	vs. San Diego, 10/6/63
42	vs. Green Bay, 12/30/90
	vs. San Diego, 11/30/75 (OT)
43	vs. N.Y. Jets, 11/20/05
	vs. Indianapolis, 1/2/05
44	at Kansas City, 11/30/14
	at Oakland, 9/24/00
	at Boston, 9/24/65
	vs. Boston, 9/29/63

FEWEST TOTAL YARDS ALLOWED

Season

3,169	1982 (935 rush/2,234 pass)
	(players' strike; nine-game season)
3,705	1970 (1,351/2,354)
3,734	1976 (1,709/2,025)
3,775	1977 (1,531/2,244)
3,819	1971 (1,834/1,985)
3,851	1972 (1,668/2,183)
4,006	1975 (1,974/2,032)
4,235	1973 (1,795/2,440)
4,297	1965 (1,337/2,960)
4,391	1974 (1,808/2,583)

Game

60	at Cleveland, 10/24/71 (24 rush/36 pass)
66	vs. Chicago, 12/5/71 (73/-7)
70	vs. San Diego, 11/2/69 (50/20)
92	vs. New England, 11/11/79 (58/34)
96	vs. San Diego, 11/16/03 (40/56)
100	vs. N.Y. Jets, 12/10/17 (41/59)
101	at Phoenix, 12/16/89 (22/79)
119	vs. Kansas City, 12/30/12 (93/26)
121	vs. Kansas City, 10/4/70 (88/33)

LOWEST AVERAGE YIELD PER PLAY

Season

4.01	1977 (931-3,775)
4.14	1976 (919-3,734)
4.38	2015 (1,033-4,530)
	1978 (1,016-4,448)
4.39	1972 (876-3,851)
4.42	1970 (838-3,705)
4.45	1975 (901-4,006)
4.51	1989 (977-4,407)
4.58	2012 (1,015-4,652)
4.62	1971 (825-3,819)

Game

1.12	vs. Chicago, 12/5/71 (59-66)
1.25	vs. San Diego, 11/2/69 (56-70)
1.30	at Cleveland, 10/24/71 (46-60)
1.61	vs. New England, 11/11/79 (57-92)
2.06	at Phoenix, 12/16/89 (49-101)
2.16	vs. Kansas City, 10/4/70 (56-121)
2.25	at San Diego, 11/14/76 (57-128)
2.27	vs. N.Y. Jets, 12/10/17 (44-100)

RUSHING DEFENSE

FEWEST RUSHES ALLOWED

Season

293	1982 (players' strike; nine-game season)
344	2005
	2000
345	1996
349	2014
356	1998
379	2003
	2002
381	1997

Game

8	vs. N.Y. Jets, 11/20/05
9	at New Orleans, 12/3/00
	vs. Cleveland, 10/15/00
	at New England, 11/17/96
10	at San Diego, 12/29/87
	at San Diego, 10/12/86
11	at Jacksonville, 10/2/05
	vs. Green Bay, 10/17/99
	at N.Y. Jets, 12/3/67
12	at Indianapolis, 12/21/03
	at Detroit, 12/25/99
	vs. Kansas City, 10/27/96
	at Phoenix, 12/16/89

FEWEST RUSHING YARDS ALLOWED

Season

935	1982 (players' strike; nine-game season)
1,276	2014
1,287	1998
1,331	1996
1,337	2015
	1965
1,351	1970
1,363	2005
1,418	1993
1,430	2017

Game

0	at Kansas City, 12/19/65
12	at Jacksonville, 10/2/05
16	vs. Kansas City, 12/9/07
17	at New England, 11/17/96
18	vs. Pittsburgh, 9/27/70
19	vs. N.Y. Jets, 11/20/05
20	at San Diego, 10/2/88
21	at New Orleans, 12/3/00
	vs. Green Bay, 10/17/99
	vs. Oakland, 10/16/95

LOWEST AVERAGE YIELD PER RUSH

Season

3.19	1982 (293-935) (players' strike; nine-game season)
3.26	1977 (470-1,531)
3.27	2015 (408-1,337)
3.30	1970 (409-1,351)
3.34	2017 (428-1,430)
3.37	1979 (502-1,693)
3.45	1976 (496-1,709)
3.48	1965 (384-1,337)
3.57	1993 (397-1,418)
3.60	1978 (549-1,979)

Game (min. 10 rushes)

0.00	at Kansas City, 12/19/65 (20-0)
0.64	vs. Pittsburgh, 9/27/70 (28-18)
0.94	vs. Kansas City, 12/9/07 (17-16)
1.10	at Jacksonville, 10/2/05 (11-12)
1.17	vs. Oakland, 12/13/15 (23-27)
1.21	at N.Y. Giants, 9/15/13 (19-23)
1.29	at Miami, 12/21/98 (28-36)
1.35	at Pittsburgh, 12/20/15 (17-23)
1.47	at Detroit, 9/27/15 (19-28)
	vs. Cincinnati, 12/14/69 (19-28)

FEWEST RUSHING TOUCHDOWNS ALLOWED

Season

5	2012
	1996
	1977
6	1993
7	1970
8	1998
	1991
	1982 (players' strike; nine-game season)

TEAM DEFENSIVE RECORDS — PASSING

PASSING DEFENSE

FEWEST PASS ATTEMPTS ALLOWED

Season	
307	1982 (players' strike; nine-game season)
348	1975
356	1971
379	1970
387	1973
	1960
391	1976
396	1966
397	1972
408	1963

Game

10	at Kansas City, 9/24/78 (OT)
12	vs. Oakland, 11/23/08
	at Oakland, 10/19/97
	at Kansas City, 10/18/81
13	at Minnesota, 11/4/90
14	at Cincinnati, 10/22/00
	vs. N.Y. Giants, 11/15/92
	vs. Oakland, 10/30/77
	at New England, 11/28/76
	at Kansas City, 11/27/69
	at Houston, 11/20/60

FEWEST COMPLETIONS ALLOWED

Season	
150	1971
172	1982 (players' strike; nine-game season)
181	1975
189	1960
191	1970
192	1966
194	1961
202	1973, 1965, 1962

Game

2	at Cincinnati, 10/22/00
	at Chicago, 12/12/76
5	at Green Bay, 9/26/71
	vs. Dallas, 10/8/61
6	Five times (last: at Tennessee, 12/11/16)
7	14 times (last: vs. Kansas City, 12/30/12)

LOWEST COMPLETION PCT. ALLOWED

Season	
.421	1971 (150-356)
.448	1961 (194-433)
.459	1965 (202-440)
.466	1967 (214-459)
.478	1962 (202-423)
.485	1966 (192-396)
.488	1960 (189-387)
.489	19164 (215-440)
.500	1963 (204-408)
.504	1970 (191-379)

Game (min. 10 attempts)

.118	at Chicago, 12/12/76 (2-17)
.143	at Cincinnati, 10/22/00 (2-14)
.226	vs. Chicago, 12/5/71 (7-31)
.259	at Cleveland, 10/24/71 (7-27)
.263	at Green Bay (at Milwaukee), 9/26/71 (5-19)
.281	vs. Seattle, 10/20/85 (9-32) (OT)
.286	at Tennessee, 12/11/16 (6-21)
	vs. Buffalo, 12/13/64 (6-21)
.289	vs. N.Y. Jets, 11/15/64 (11-38)
.292	vs. L.A. Raiders, 9/6/92 (7-24)
.294	vs. Dallas, 10/8/61 (5-17)

FEWEST PASSING YARDS ALLOWED (NET YARDS)

Season	
1,985	1971
2,025	1976
2,032	1975
2,183	1972
2,234	1982 (players' strike; nine-game season)
2,244	1977
2,354	1970
2,440	1973
2,469	1978
2,515	1966

FEWEST PASSING YARDS ALLOWED (NET YARDS), CONT.

Game

-7	vs. Chicago, 12/5/71
14	at Cincinnati, 10/22/00
18	at Kansas City, 12/6/70
26	vs. Kansas City, 12/30/12
33	vs. Kansas City, 10/4/70
34	vs. New England, 11/11/79
36	at Cleveland, 10/24/71
39	vs. N.Y. Giants, 11/15/92
	vs. Dallas, 10/8/61
42	at Oakland, 9/27/09

FEWEST TOUCHDOWN PASSES ALLOWED

Season

8	1976
9	1978
11	1979
	1977
12	1991
13	2016, 2006, 1989, 1981
14	1982 (players' strike; nine-game season), 1975, 1974

MOST OPPONENT PASSES INTERCEPTED

Season

32	1964
31	1984, 1978
28	1987, 1967
27	2000, 1983, 1962, 1960
26	1961

Game

7	at Detroit, 10/7/84
	at Oakland, 10/16/77
6	vs. Boston, 9/3/67
	at Houston, 11/14/65
	vs. N.Y. Jets, 11/15/64
	at Buffalo, 9/18/60
5	10 times (last: vs. New England, 10/28/01)

HIGHEST PCT. OF OPPONENT PASSES INTERCEPTED

Season

.073	1964 (32-440)
.071	1978 (31-438)
.070	1960 (27-387)
.064	1962 (27-423)
.061	1987 (28-456)
.061	1976 (24-391)
.061	1967 (28-459)
.060	1961 (26-433)
.059	1977 (25-426)
.057	1965 (25-440)

MOST YARDS ON INTERCEPTION RETURNS

Season

510	1984
491	1977
483	1962
465	1965
459	1964
452	1976
439	1998
417	1960
413	1967
403	1987

Game

162	vs. Baltimore, 11/27/77
133	at Buffalo, 9/18/60
128	at N.Y. Jets, 12/3/67
126	vs. Dallas, 9/17/17
	at Oakland, 11/13/05
123	at Oakland, 9/20/98
117	vs. Oakland, 10/5/62
111	vs. San Diego, 12/27/87
	at Detroit, 10/7/84
110	vs. Kansas City, 10/9/77



TEAM DEFENSIVE RECORDS — PASSING / SPECIAL TEAMS

MOST INTERCEPTIONS RETURNED FOR TOUCHDOWN

Season	5	2012, 2000, 1997
Game	2	at Arizona, 10/18/18 vs. Kansas City, 9/10/89 vs. Tampa Bay, 11/7/76 vs. Oakland, 10/5/62

MOST SACKS

Season	57	1984
52	2015	2012
50	1991	1999
49	1992	1970
47	1986	Three times (last: 1998)
Game	10	at Cincinnati, 10/19/69
9	vs. N.Y. Jets, 9/1/96	vs. Chicago, 12/5/71
8	vs. Buffalo, 11/19/61	vs. Seattle, 12/20/92
7	vs. Seattle, 11/26/89	vs. N.Y. Jets, 11/15/64
13	vs. Oakland, 11/29/64	13 times (last: vs. Tennessee, 10/13/19)

MOST YARDS ON SACKS

Season	459	1986
456	1970	447
447	1964	435
435	1971	430
430	1984	378
378	1985	374
374	1989	364
364	2012	363
363	1969	357
357	1972	
Game	95	vs. N.Y. Jets, 11/15/64
86	vs. Seattle, 11/26/89	76
76	vs. Kansas City, 10/4/70	75
75	vs. New England, 12/17/72	73
73	at Cincinnati, 10/19/69	72
72	at Seattle, 12/21/80	71
71	at Houston, 10/14/73	70
70	vs. Jacksonville, 10/25/98	vs. Chicago, 12/5/71
	vs. Atlanta, 10/18/70	

LOWEST AVERAGE YIELD PER PASS ATTEMPT

Season	5.23	2012 (611-3,194)
5.79	1976 (391-2,265)	5.80
5.80	2016 (552-3,200)	6.00
6.00	1977 (426-2,556)	6.02
6.02	1997 (526-3,166)	2014 (641-3,859)
6.03	1996 (566-3,413)	6.16
6.16	2003 (495-3,049)	6.18
6.18	2015 (573-3,544)	6.19
6.19	1978 (438-2,712)	

LOWEST AVERAGE YIELD PER COMPLETION

Season	9.67	2014 (399-3,859)
9.95	2012 (231-3,194)	9.97
10.30	2002 (360-3,588)	2015 (344-3,544)
10.45	2016 (306-3,200)	10.58
10.58	1976 (214-2,265)	10.81
10.81	2009 (298-3,222)	10.88
10.88	1977 (235-2,556)	10.92
10.92	1997 (290-3,166)	10.93
10.93	2020 (374-4,089)	

SAFETIES

MOST SAFETIES OF OPPONENT

Season	3	1990
2	2012	1999
	1986	1982
	1970	1967
Game	2	at Seattle, 1/2/83
1	32 times (last: vs. Green Bay, 11/1/15)	

PUNTING

LOWEST OPPONENT PUNTING AVERAGE

Season	39.0	1960 (67-2,611)
39.4	1982 (42-1,653)	40.5
40.5	1961 (77-3,120)	41.0
41.0	1989 (84-3,440)	41.1
41.1	1985 (94-3,868)	41.4
41.4	1990 (62-2,565)	41.4
41.4	1964 (59-2,441)	41.5
41.5	1984 (81-3,361)	41.5
41.5	1967 (65-2,699)	41.6
41.6	1980 (70-2,914)	
Game (min. 4 punts)	24.6	at Dallas, 12/10/61 (5-123)
25.0	at Kansas City, 10/27/85 (5-125)	26.0
26.0	vs. Oakland, 11/22/99 (7-182) (OT)	27.3
27.3	at Cleveland, 10/1/89 (6-164)	30.0
30.0	at Kansas City, 10/20/02 (5-150) (OT)	30.3
30.3	vs. Buffalo, 11/27/60 (6-180)	30.4
30.4	at Minnesota, 9/11/78 (6-182) (OT)	31.0
31.0	at Houston, 10/26/69 (5-152)	31.4
31.4	at Kansas City, 12/18/83 (5-155)	vs. Houston, 11/6/60 (5-157)

PUNT RETURNS

LOWEST OPPONENT PUNT RETURN AVERAGE

Season	4.81	1978 (47-226)
5.48	1995 (25-137)	5.97
5.97	2012 (33-197)	6.07
6.07	1991 (28-170)	6.13
6.13	1968 (46-282)	6.80
6.80	2016 (40-271)	6.86
6.86	2015 (36-247)	6.87
6.87	2006 (39-268)	7.03
7.03	1969 (35-246)	7.10
7.10	1994 (39-275)	

FEWEST OPPONENT PUNTS RETURNED FOR TOUCHDOWN

Season	0	37 times (last: 2020)
--------	---	-----------------------

TEAM SPECIAL TEAMS RECORDS / FIRST DOWNS / PENALTIES

KICKOFF RETURNS

LOWEST OPPONENT KICKOFF RETURN AVERAGE

Season	
17.14	1961 (42-720)
17.44	1989 (72-1,256)
17.68	1991 (62-1,096)
17.76	1993 (63-1,119)
17.91	1983 (46-824)
19.12	1990 (69-1,319)
19.15	1987 (61-1,168)
19.54	1992 (13-254)
19.90	1988 (52-1,035)
19.94	1994 (70-1,396)

FEWEST OPPONENT KICKOFFS RETURNED FOR TOUCHDOWN

Season	
0	40 times (last: 2019)

FIRST DOWNS

FEWEST OPPONENT FIRST DOWNS

Season	
176	1982 (players' strike; nine-game season)
199	1970
206	1971
217	1977
222	1976
233	1961
234	1962
235	2004
239	1973
241	2003

Game	
3	vs. San Diego, 11/30/75 (OT)
5	vs. San Diego, 11/16/03
	vs. Green Bay, 10/17/99
	at Chicago, 12/12/76
6	vs. N.Y. Jets, 12/10/17
	at Cleveland, 10/24/71
	vs. Oakland, 11/20/66

FEWEST OPPONENT RUSHING FIRST DOWNS

Season	
53	1982 (players' strike; nine-game season)
60	2014
67	1996
	1970
68	2017
73	2012
77	2003
	1977
80	2000
	1998

Game	
0	vs. Tennessee, 10/13/19
	vs. L.A. Chargers, 10/6/19
	at Oakland, 11/9/14
	vs. Carolina, 11/9/97
	vs. Kansas City, 10/27/96
	vs. Oakland, 10/16/95
1	30 times (last: vs. Seattle, 9/9/18)

FEWEST OPPONENT PASSING FIRST DOWNS

Season	
91	1971
104	1982 (players' strike; nine-game season)
	1976
106	1975
118	1970
120	1978
121	1973
122	1966

Game	
1	vs. N.Y. Jets, 12/10/17
	at Chicago, 12/12/76
	vs. San Diego, 11/30/75 (OT)
2	vs. Kansas City, 12/30/12
	vs. San Diego, 11/16/03
	at Cincinnati, 10/22/00
	vs. Dallas, 10/8/61

FEWEST OPPONENT FIRST DOWNS BY PENALTY

Season	
11	2006
12	1968
13	1993, 1984
14	1991, 1989, 1970
15	1990, 1988, 1984, 1962

PENALTIES

MOST OPPONENT PENALTIES

Season	
139	2005
138	1983
137	2003
134	1994
130	1997
128	1993
126	1986
123	2018
	2012
121	2019
120	2004

Game	
20	vs. Oakland, 12/15/96
16	vs. Baltimore, 12/11/83
	vs. Chicago, 9/26/78
15	at Oakland, 11/6/11
	vs. Oakland, 9/12/11
	at Jacksonville, 10/2/05
	vs. Houston, 10/6/85
14	Eight times (last: vs. Raiders 1/3/21)

MOST OPPONENT PENALTY YARDS

Season	
1,118	1997
1,096	1983
1,062	2004
1,041	2019
1,034	1986
1,033	1979
1,031	2003
	1994
1,019	1993
1,016	1999
1,006	2018

Game	
188	vs. Houston, 10/6/85
157	vs. Oakland, 12/15/96
147	vs. Chicago, 10/16/78
145	at Seattle, 12/8/79
140	at Houston, 10/26/69
137	at Kansas City, 11/16/98
134	at Seattle, 9/7/97
132	vs. Chicago, 9/30/73
131	vs. Oakland, 9/12/11
130	at Oakland, 11/6/11

THIRD DOWNS (SINCE 1972)

FEWEST OPPONENT THIRD DOWN ATTEMPTS

Season	
132	1982 (players' strike; nine-game season)
183	1987

FEWEST OPPONENT THIRD DOWN CONVERSIONS

Season	
48	1982 (players' strike; nine-game season)
61	2003

LOWEST OPPONENT THIRD DOWN PERCENTAGE

Season	
.295	2003 (61-207)

OPPONENT INDIVIDUAL RECORDS

INDIVIDUAL TOTAL OFFENSE

MOST YARDS TOTAL OFFENSE

(COMBINED PASSING AND RUSHING YARDS)

513	Tony Romo, at Dallas, 10/6/13 (506/7)
480	Ben Roethlisberger, vs. Pittsburgh, 11/25/18 (462/18)
472	Matt Cassel, vs. Kansas City, 11/14/10 (469/3)
454	Aaron Brooks, at New Orleans, 12/3/00 (441/13)
448	Len Dawson, at Kansas City, 11/1/64 (435/13)
444	Aaron Rodgers, at Green Bay, 10/2/11 (408/36)
442	Ben Roethlisberger, at Pittsburgh, 11/5/06 (433/9)
	Kurt Warner, at St. Louis, 9/4/00 (441/1)
428	Dave Krieg, vs. Seattle, 11/20/83 (420/8)
421	Drew Brees, vs. New Orleans, 9/21/08 (421/0)
419	Cotton Davidson, at Oakland, 10/25/64 (419/0)

RUSHING

MOST CARRIES

37	LaDainian Tomlinson, at San Diego, 12/1/02 (OT)
36	Earl Campbell, vs. Houston, 11/2/80
35	Corey Dillon, at Cincinnati, 11/1/98
34	Larry Johnson, at Kansas City, 11/23/06
33	Justin Fargas, at Oakland, 12/2/07
	Shaun Alexander, at Seattle, 10/14/01
	Jerome Bettis, at L.A. Rams, 11/6/94
32	Jamal Lewis, at Baltimore, 10/26/03
31	Derrick Henry, vs. Tennessee, 9/14/20
	Frank Gore, vs. San Francisco, 12/31/06 (OT)
	Dominic Rhodes, at Indianapolis, 1/6/02
	Curtis Martin, vs. N.Y. Jets, 10/3/99
	Mark van Egghen, vs. Oakland, 10/30/77

MOST RUSHING YARDS

278	Corey Dillon, at Cincinnati, 10/22/00
259	Jamaal Charles, vs. Kansas City, 1/3/10
227	Napoleon Kaufman, at Oakland, 10/19/97
225	Leonard Fournette, vs. Jacksonville, 9/29/19
220	LaDainian Tomlinson, at San Diego, 12/1/02 (OT)
219	Isaiah Crowell, at N.Y. Jets, 10/7/18
218	Ahman Green, at Green Bay, 12/28/03
208	Todd Gurley, vs. L.A. Rams, 10/14/18
198	Larry Johnson, at Kansas City, 9/28/08
192	Curt Warner, at Seattle, 12/20/86

HIGHEST AVERAGE GAIN PER RUSH (MIN. 8 ATT.)

14.70	Michael Turner, vs. San Diego, 10/7/07 (10-147)
14.60	Isaiah Crowell, at N.Y. Jets, 10/7/18 (15-219)
12.64	Corey Dillon, at Cincinnati, 10/22/00 (22-278)
12.58	Abner Haynes, at Miami, 9/17/67 (12-151)
12.50	Booker Russell, vs. Oakland, 11/25/79 (8-100)
11.58	Ed Podolak, at Kansas City, 12/6/70 (12-139)
11.00	Dick Post, at San Diego, 10/20/68 (11-121)
10.90	Ahman Green, at Green Bay, 12/28/03 (20-218)
10.76	Paul Lowe, at San Diego, 12/22/63 (17-183)
10.73	Billy Cannon, vs. Houston, 11/5/61 (11-118)
10.63	Tyrone Wheatley, at Oakland, 11/30/03 (8-85)

LONGEST SCORING RUN

98	Ahman Green, at Green Bay, 12/28/03
85	Jeremy Hill, at Cincinnati, 12/22/14
83	Napoleon Kaufman, at Oakland, 10/19/97
82	Joe Delaney, at Kansas City, 10/18/81
79	Ki-Jana Carter, vs. Cincinnati, 9/21/97
77	Isaiah Crowell, at N.Y. Jets, 10/7/18
	Peter Warrick, at Cincinnati, 10/22/00
74	Michael Turner, vs. San Diego, 10/7/07
	Rodney Thomas, at Houston, 11/26/95
72	Walter Payton, at Chicago, 9/9/84

LONGEST NON-SCORING RUN

76	LaDainian Tomlinson, at San Diego, 12/1/02
	Walter Payton, Chicago, 10/16/78
	Willmer Fowler, Buffalo, 11/27/60
72	Darren Nelson, at Minnesota, 10/26/87
	Booker Russell, Oakland, 11/25/79
65	Larry Johnson, at Kansas City, 9/28/08
	Pete Johnson, at Cincinnati, 10/23/77
61	Chris Chambers, at Miami, 9/11/05
60	Napoleon Kaufman, at Oakland, 9/17/00
	Ed Podolak, vs. Kansas City, 10/4/70

MOST RUSHING TOUCHDOWNS

4	Curt Warner, at Seattle, 12/11/88
	Eric Dickerson, at Indianapolis, 10/31/88
	Chuck Muncie, at San Diego, 11/29/81

PASSING

MOST PASSES ATTEMPTED

62	Joe Flacco, vs. Baltimore, 9/5/13
60	Aaron Brooks, at New Orleans, 11/21/04
	Joe Namath, at N.Y. Jets, 12/3/67
57	Kyle Orton, vs. Buffalo, 12/7/14
56	Ben Roethlisberger, vs. Pittsburgh, 11/25/18
	Drew Bledsoe, at New England, 10/1/95
55	Ben Roethlisberger, at Pittsburgh, 12/20/15
	Tom Brady, at New England, 9/24/06
54	Ben Roethlisberger, at Pittsburgh, 11/5/06
	Joe Montana, vs. Kansas City, 10/17/94
	George Blanda, vs. Houston, 10/17/65

MOST PASSES COMPLETED

41	Ben Roethlisberger, vs. Pittsburgh, 11/25/18
40	Ben Roethlisberger, at Pittsburgh, 12/20/15
39	Drew Brees, vs. New Orleans, 9/21/08
38	Kyle Orton, vs. Buffalo, 12/7/14
	Ben Roethlisberger, at Pittsburgh, 11/5/06
35	Andrew Luck, vs. Indianapolis, 9/7/14
	Rich Gannon, vs. Oakland, 12/30/01
34	Tom Brady, at New England, 11/24/13
	Joe Flacco, vs. Baltimore, 9/5/13
	Aaron Brooks, at New Orleans, 11/21/04
	Trent Green, vs. Kansas City, 12/7/03

MOST YARDS PASSING

506	Tony Romo, at Dallas, 10/6/13
469	Matt Cassel, vs. Kansas City, 11/14/10
462	Ben Roethlisberger, vs. Pittsburgh, 11/25/18
441	Aaron Brooks, at New Orleans, 12/3/00
	Kurt Warner, at St. Louis, 9/4/00
435	Len Dawson, at Kansas City, 11/1/64
433	Ben Roethlisberger, at Pittsburgh, 11/5/06
427	Cotton Davidson, at Oakland, 10/25/64
421	Drew Brees, vs. New Orleans, 9/21/08
420	Dave Krieg, vs. Seattle, 11/20/83

HIGHEST COMPLETION PERCENTAGE (MIN. 10 ATTEMPTS)

.909	JaMarcus Russell, vs. Oakland, 11/23/08 (10-11)
.906	Derek Carr, vs. Oakland, 9/16/18 (29-32)
.900	Pat Ryan, at N.Y. Jets, 10/20/86 (9-10)
.895	Rich Gannon, vs. Oakland, 11/11/02 (34-38)
.870	Bobby Hebert, at New Orleans, 11/20/88 (20-23)
.864	Dave Krieg, at Seattle, 12/11/88 (19-22)
.852	Jim Everett, vs. New Orleans, 12/24/94 (23-27)
.842	Trent Green, at Kansas City, 12/19/04 (16-19)
.833	Trent Dilfer, at Tampa Bay, 9/26/99 (15-18)
.821	Peyton Manning, vs. Indianapolis, 10/29/06 (32-39)

MOST TOUCHDOWN PASSES

6	Len Dawson, at Kansas City, 11/1/64
5	Tony Romo, at Dallas, 10/6/13
	John Hadl, vs. San Diego, 12/1/68
	George Blanda, vs. Houston, 10/2/66
	Cotton Davidson, at Oakland, 10/25/64
	Tom Flores, at Oakland, 12/15/63
	Johnny Green, vs. N.Y. Jets, 11/22/63

MOST PASSES HAD INTERCEPTED

7	Ken Stabler, at Oakland, 10/16/77
6	Babe Parilli, vs. Boston, 9/3/67
	George Blanda, at Houston, 11/14/65
5	Craig Whelihan, at San Diego, 11/29/98
	Wade Wilson, at Minnesota, 10/26/87
	Joe Namath, at N.Y. Jets, 10/13/68
	George Blanda, vs. Houston, 10/17/65
	Babe Parilli, at Boston, 11/20/64
	George Blanda, at Houston, 12/2/62
	Tommy O'Connell, at Buffalo, 9/18/60

OPPONENT INDIVIDUAL RECORDS

LONGEST SCORING PASS PLAY

97	Ben Roethlisberger to JuJu Smith-Schuster vs. Pittsburgh, 11/25/18
92	Len Dawson to Tom Brooker, vs. Dallas, 11/18/62 Jack Lee to Bill Groman, at Houston, 11/20/60
91	Donovan McNabb to Terrell Owens, vs. Philadelphia, 10/30/05 Jack Kemp to Keith Lincoln, vs. San Diego, 11/12/61
86	Steve Bartkowski to William Andrews, vs. Atlanta, 12/5/82 Pete Beathard to Jerry Levias, vs. Houston, 11/16/69
85	Tobin Rote to Lance Alworth, vs. San Diego, 10/6/63
84	Ben Roethlisberger to Chase Claypool, vs. Pittsburgh, 9/20/20

LONGEST NON-SCORING PASS PLAY

90	Bubby Brister to Dwight Stone, vs. Pittsburgh, 10/14/90
84	Andy Dalton to Jerome Simpson vs. Cincinnati, 9/18/11
77	Tom Flores to Art Powell, vs. Oakland, 11/29/64
76	Warren Rabb to Cookie Gilchrist, vs. Buffalo, 10/28/62
75	George Blanda to Bill Groman, vs. Houston, 11/6/60

RECEIVING

MOST RECEPTIONS

16	Antonio Brown, at Pittsburgh, 12/20/15
15	Austin Ekeler, at L.A. Chargers, 10/6/19
14	Justin Blackmon, vs. Jacksonville, 10/13/13 Marshall Faulk, vs. St. Louis, 9/8/02
13	JuJu Smith-Schuster, vs. Pittsburgh, 11/25/18 Tyreek Hill, vs. Kansas City, 10/1/18 Wes Welker, at New England, 10/7/12 Dwayne Bowe, vs. Kansas City, 11/14/10 Andre Reed, at Buffalo, 9/18/89

MOST RECEIVING YARDS

213	Curtis McClinton, at Kansas City, 12/19/65
211	Lance Alworth, at San Diego, 9/11/65
210	George Kittle, at San Francisco, 12/9/18
206	Stephone Paige, vs. Kansas City, 9/17/90 James Lofton, vs. Green Bay, 10/15/84 Torrance Small, vs. New Orleans, 12/24/94
198	Warren Wells, at Oakland, 10/11/70
191	Steve Largent, vs. Seattle, 11/25/84 George Sauer, at N.Y. Jets, 10/13/68
190	Justin Blackmon, vs. Jacksonville, 10/13/13
189	JuJu Smith-Schuster, vs. Pittsburgh, 11/25/18 Antonio Brown, at Pittsburgh, 12/20/15

MOST RECEIVING TOUCHDOWNS

4	Lance Alworth, vs. San Diego, 12/1/68
3	16 times (last: D. Clark at Indianapolis, 12/13/09)

PUNTING

MOST PUNTS

12	Rick Tuten, at Seattle, 11/28/93
11	Dave Zastudil, vs. Arizona, 10/5/14 Adam Podlesh, vs. Chicago, 12/11/11 Bob Parsons, at Chicago, 12/12/76 Dennis Partee, vs. San Diego, 11/20/75
10	10 times (last: M. King vs. Oakland, 12/13/15)

HIGHEST PUNTING AVERAGE (MIN. 4 PUNTS)

63.00	Andy Lee, vs. Carolina, 9/8/16 (4-252)
59.00	Shane Lechler, vs. Oakland, 12/24/05 (5-295)
58.17	Shane Lechler, vs. Oakland, 9/12/11 (6-349)
57.60	Ray Guy, vs. Oakland, 9/6/81 (5-288)
57.40	Pat O'Donnell, vs. Chicago, 9/15/19 (5-287) Steve O'Neal, N.Y. Jets, 9/21/69 (5-287)

LONGEST PUNT

*98	Steve O'Neal, vs. N.Y. Jets, 9/21/69
90	Rodney Williams, vs. N.Y. Giants, 9/10/01
87	Bob Scarpitto, vs. Boston, 9/29/68
80	Jim Miller, vs. San Francisco, 9/19/82
77	Dustin Colquitt, vs. Kansas City, 12/31/17
77	Shane Lechler, vs. Oakland, 9/12/11
76	Andy Lee, vs. Carolina, 9/8/16
75	Pat O'Donnell, vs. Chicago, 9/15/19
* - NFL Record	

PUNT RETURNS

MOST PUNT RETURNS

9	Rodger Bird, at Oakland, 9/10/67
7	Eric Metcalf, vs. Washington, 11/18/01 Tamarick Vanover, vs. Kansas City, 12/5/99 Larry Anderson, at Baltimore, 9/11/83 Greg Pruitt, at L.A. Raiders, 12/26/82
6	10 times (last: N. Miller vs. Oakland, 10/24/10)

MOST YARDS ON PUNT RETURNS

148	Rodger Bird, at Oakland, 9/10/67
139	Tamarick Vanover, vs. Kansas City, 12/5/99
137	Dick Christy, at N.Y. Titans, 9/24/61
135	Leodis McKelvin, at Buffalo, 12/24/11
129	Darrien Gordon, at Oakland, 10/10/99
127	Neal Colzie, vs. Oakland, 11/2/75
123	Jitter Fields, at Kansas City, 10/18/87
106	Dwayne Harris, at Oakland, 12/24/18 Tom Casanova, at Cincinnati, 10/8/72
105	Dante Hall, at Kansas City, 10/5/03

MOST PUNTS RETURNED FOR TOUCHDOWN

2	Dick Christy, at N.Y. Titans, 9/24/61
---	---------------------------------------

LONGEST SCORING PUNT RETURN

99	Dwayne Harris, at Oakland, 12/24/18
93	Dante Hall, at Kansas City, 10/5/03
89	Johnnie Lee Higgins, vs. Oakland, 11/23/08
88	Joey Galloway, at Seattle, 9/8/96
86	Az-Zahir Hakim, at St. Louis, 9/4/00
85	Jitter Fields, at Kansas City, 10/18/87
84	Julian Edelman, at New England, 11/2/14
83	Eric Metcalf, at San Diego, 11/30/97
82	Bobby Jancik, at Houston, 12/20/64

LONGEST NON-SCORING PUNT RETURN

78	Darrien Gordon, at Oakland, 10/10/99
72	Greg Pruitt, at Cleveland, 10/27/74
68	Desmond King, at L.A. Chargers, 10/6/19
64	Jamal Agnew, vs. Detroit, 12/22/19 Neal Colzie, vs. Oakland, 11/2/75 Emmitt Thomas, at Kansas City, 10/8/66
63	Golden Tate, vs. Seattle, 9/19/10
62	Antoine Cason, vs. San Diego, 1/2/11 Dick Christy, vs. N.Y. Titans, 10/22/61 Ed Podolak, vs. Kansas City, 10/4/70

KICKOFF RETURNS

MOST KICKOFF RETURNS

8	Jason McAddley, at Tennessee, 12/25/04 Tony Horne, at St. Louis, 9/4/00
7	10 times (last: D. Sproles, at San Diego, 10/19/09)

MOST YARDS ON KICKOFF RETURNS

215	Travis Minor, vs. Miami, 10/13/02
212	Tremain Mack, at Cincinnati, 11/1/98
209	Leon Washington, vs. Tennessee, 12/8/13
206	Reggie Barlow, vs. Jacksonville, 10/25/98
199	Tamarick Vanover, at Kansas City, 11/16/97
192	Darren Sproles, vs. San Diego, 9/14/08
188	Brian Mitchell, vs. Washington, 9/17/95
187	Marc Mariani, at Tennessee, 10/3/10
175	Andre Coleman, vs. San Diego, 11/19/95
173	MarTay Jenkins, at Arizona, 9/23/01

MOST KICKOFFS RETURNED FOR TOUCHDOWN

1	21 times (last: B. Pringle, vs. K.C., 10/25/20)
---	---

OPPONENT INDIVIDUAL RECORDS

LONGEST SCORING KICKOFF RETURN

108	Knile Davis, at Kansas City, 12/1/13
106	Noland Smith, vs. Kansas City, 12/17/67
103	Dion Lewis, vs. New England, 11/12/17
	Darren Sproles, vs. San Diego, 9/14/08
102	Byron Pringle, vs. Kansas City, 10/25/20
100	Darrick Vaughn, vs. Atlanta, 9/10/00
99	Dave Grayson, vs. Kansas City, 9/7/63
98	Marc Mariani, at Tennessee, 10/3/10
97	Dante Hall, at Kansas City, 12/19/04
	Tamarick Vanover, vs. Kansas City, 10/27/96

LONGEST NON-SCORING KICKOFF RETURN

95	Leon Washington, vs. Tennessee, 12/8/13
91	Reggie Barlow, vs. Jacksonville, 10/25/98
87	B.J. Sams, vs. Baltimore, 12/11/05
80	Adam Jones, at Cincinnati, 12/22/14
	Dave Grayson, vs. Kansas City, 10/11/64
77	Tamarick Vanover, at Kansas City, 11/16/97
74	Reggie Jones, vs. San Diego, 11/11/01
70	Ron Smith, at San Diego, 12/9/73
68	Derrick Cullors, vs. New England, 9/7/98
	Robert Brooks, at Green Bay, 10/10/93
	Anthony Hancock, vs. Kansas City, 12/19/82

INTERCEPTIONS

MOST INTERCEPTIONS

3	Mark Kelso, at Buffalo, 12/12/92
	Ross Brupbacher, at Chicago, 12/12/76
	Charlie Phillips, at Oakland, 12/8/75
	Chris Fletcher, vs. San Diego, 11/30/75 (OT)
	Joe Beauchamp, at San Diego, 9/24/72
	Ken Ellis, at Green Bay, 9/26/71
	Johnny Robinson, at Kansas City, 12/6/70
	Charley Warner, vs. Buffalo, 9/19/65
	Bobby Ply, at Dallas, 12/9/62
	Jim Norton, at Houston, 12/2/62

MOST YARDS ON INTERCEPTION RETURNS

134	Terry McDaniel, at L.A. Raiders, 11/22/92
105	Derrick Johnson, vs. Kansas City, 1/3/10
104	Marcus Maye, at N.Y. Jets, 10/7/18
103	Vencie Glenn, at San Diego, 11/29/87
100	Chris Houston, vs. Detroit, 10/30/11
99	Stanley Richard, vs. San Diego, 9/4/94
	Bobby Hunt, at Kansas City, 12/8/63
98	Rod Woodson, vs. Oakland, 11/11/02
97	Julius Peppers, vs. Carolina, 10/10/04
95	Joe Beauchamp, at San Diego, 9/24/72

LONGEST SCORING INTERCEPTION RETURN

103	Vencie Glenn, at San Diego, 11/29/87
100	Chris Houston, vs. Detroit, 10/30/11
99	Stanley Richard, vs. San Diego, 9/4/94
98	Rod Woodson, vs. Oakland, 11/11/02
94	Eric Turner, at Oakland, 9/20/98
86	Greg Townsend, at L.A. Raiders, 12/4/88
80	Quentin Jammer, at San Diego, 10/15/12
	Coy Bacon, vs. San Diego, 11/11/73
78	George Martin, at N.Y. Giants, 11/23/86

LONGEST NON-SCORING INTERCEPTION RETURN

104	Marcus Maye, at N.Y. Jets, 10/7/18
97	Julius Peppers, vs. Carolina, 10/10/04
87	Ron Hall, vs. Boston, 9/18/66
69	Robert Blackmon, at Seattle, 11/30/92
	Doug Hart, at Green Bay, 9/26/71
67	Terry McDaniel, at L.A. Raiders, 11/22/92 (1)
	Terry McDaniel, at L.A. Raiders, 11/22/92 (2)
66	Ken Riley, at Cincinnati, 10/19/69
	Bobby Hunt, at Kansas City, 12/8/63
62	Lester Hayes, at Oakland, 12/1/80
	Jim Norton, at Houston, 12/20/64

SCORING

MOST TOUCHDOWNS

4	Darren McFadden, vs. Oakland, 10/24/10
	LaDainian Tomlinson, vs. San Diego, 11/19/06
	Curt Warner, at Seattle, 12/11/88
	Eric Dickerson, at Indianapolis, 10/31/88
	Chuck Muncie, at San Diego, 11/29/81
	Lance Alworth, vs. San Diego, 12/1/68
	Bert Coan, vs. Kansas City, 10/23/66
	Frank Jackson, at Dallas, 12/10/62
3	30 times (last: C. Clement, at Philadelphia, 11/5/17)

MOST POINTS SCORED

25	Jay Feely, at Arizona, 12/12/10
24	Darren McFadden, vs. Oakland, 10/24/10
	LaDainian Tomlinson, vs. San Diego, 11/19/06
	Curt Warner, at Seattle, 12/11/88
	Eric Dickerson, at Indianapolis, 10/31/88
	Chuck Muncie, at San Diego, 11/29/81
	Lance Alworth, San Diego, 12/1/68
	Bert Coan, Kansas City, 10/23/66
	Frank Jackson, at Dallas, 12/10/61
22	Gino Cappelletti, at Boston, 10/18/63

FIELD GOALS

MOST FIELD GOALS

6	Jeff Wilkins, at St. Louis, 9/10/06
	Gary Anderson, at Pittsburgh, 10/23/88
	Gino Cappelletti, vs. Boston, 10/4/64
5	Harrison Butker, at Kansas City, 12/6/20
	Sam Ficken, at N.Y. Jets, 10/1/20
	Harrison Butker, vs. Kansas City, 10/30/17
	Cairo Santos, vs. Kansas City, 11/15/15
	Greg Zuerlein, at St. Louis, 11/16/14
	Nick Novak, vs. San Diego, 10/9/11
	Jay Feely, at Arizona, 12/12/10
	Mike Vanderjagt, at Indianapolis, 1/6/02
	Jeff Jaeger, at L.A. Raiders, 12/11/94
	John Carney, at San Diego, 10/23/94
	Nick Lowery, at Kansas City, 9/20/93
	Don Cockroft, vs. Cleveland, 10/19/75
	Bruce Gossett, vs. San Francisco, 9/23/73

LONGEST FIELD GOAL

63	Sebastian Janikowski, vs. Oakland, 9/12/11
58	Steve Cox, vs. Cleveland, 12/4/83
57	Robbie Gould, vs. Chicago, 12/11/11
	Neil Rackers, vs. Houston, 12/26/10
	Don Cockroft, vs. Cleveland, 10/29/72
56	Dan Bailey, vs. Dallas, 9/17/17
	Mason Crosby, vs. Green Bay, 11/11/15
	Nick Folk, vs. N.Y. Jets, 10/17/10
	Rob Bironas, vs. Tennessee, 11/19/07
55	Adam Vinatieri, at Indianapolis, 10/27/19
	Stephen Hauschka, at Buffalo, 9/24/17
	Adam Vinatieri, at Indianapolis, 11/8/15
	Greg Zuerlein, at St. Louis, 11/16/14
	Connor Barth, vs. Tampa Bay, 12/2/12
	Rob Bironas, at Tennessee, 10/3/10
	Jay Feely, at Arizona, 12/12/10
	Sebastian Janikowski, at Oakland, 11/12/06
	Steve Christie, at Buffalo, 10/26/97
	Dean Biasucci, vs. Indianapolis, 10/15/89
	Morten Andersen, vs. New Orleans, 9/15/85
	Raul Allegre, vs. Baltimore, 12/11/83
	Jan Stenerud, vs. Kansas City, 10/4/70

OPPONENT TEAM RECORDS

OPPONENT TEAM RECORDS

SCORING

MOST POINTS SCORED

Season

473	1963
471	2010
448	2008
446	2020
438	1964
432	1961
409	2007
	1967
404	1968
399	2013

Game

59	vs. Oakland, 10/24/10
	vs. Kansas City, 9/7/63
58	at San Diego, 12/22/63
56	vs. Kansas City, 10/23/66
55	at Indianapolis, 10/31/88
	at San Diego, 10/20/68
	vs. Houston, 11/5/61
52	at San Diego, 12/28/08
	at Kansas City, 10/29/67
	at Kansas City, 12/8/63

TOTAL OFFENSE

MOST TOTAL PLAYS

Game

93	vs. Pittsburgh, 9/22/74 (OT)
92	vs. Cincinnati, 9/2/84
89	at New England, 10/7/12
87	vs. Baltimore, 9/5/13
	at Oakland, 10/16/77
	at Baltimore, 11/10/74
85	vs. Indianapolis, 11/24/02 (OT)
85	at Oakland, 12/17/60
84	Four times (last: vs. L.A. Chargers, 11/1/20)

MOST YARDS OF TOTAL OFFENSE

Season

6,253	2010 (2,473 rush/3,780 pass)
5,993	2008 (2,337/3,656)
5,907	1994 (1,752/4,155)
5,887	2020 (2,080/3,807)
5,842	2018 (1,913/3,929)
5,725	2011 (2,021/3,704)
5,696	2013 (4,070/1,626)
5,687	1984 (1,664/4,023)
5,609	1983 (1,938/3,671)
5,544	2000 (1,598/3,946)

Game

634	at Oakland, 10/25/64 (207 rush/427 pass)
614	vs. Kansas City, 10/23/66 (380/234)
582	vs. Houston, 11/5/61 (234/348)
581	at San Diego, 10/20/68 (211/370)
571	at Cincinnati, 11/22/81 (184/387)
536	at Seattle, 12/20/86 (298/238)
534	vs. Buffalo, 12/27/20 (182/352)
532	at Oakland, 12/17/60 (220/312)
530	at Pittsburgh, 10/22/79 (236/294)
527	vs. Pittsburgh, 11/25/18 (75/452)

HIGHEST AVERAGE GAIN PER PLAY

Season

6.14	1963 (828-5,081)
6.05	2008 (990-5,993)
5.92	2010 (1,056-6,253)
5.77	1994 (1,023-5,907)
5.76	2000 (962-5,544)
5.72	2018 (1,022-5,842)
5.65	1967 (921-5,201)
5.64	2020 (1,043-5,887)
5.53	1960 (928-5,132)
5.52	1990 (969-5,345)

Game

10.30	vs. San Diego, 10/6/63 (40-412)
10.02	at San Diego, 10/20/68 (58-581)
9.74	vs. Kansas City, 10/23/66 (63-614)
9.67	at Dallas, 10/6/13 (54-522)
9.33	at St. Louis, 9/4/00 (55-513)
8.80	vs. San Diego, 10/7/07 (55-484)
8.79	at Seattle, 12/20/86 (61-536)
8.77	vs. San Diego, 9/14/08 (52-456)
8.73	vs. Kansas City, 1/3/10 (60-524)
8.60	at Oakland, 10/25/64 (73-628)

RUSHING

MOST RUSHES

Season

554	1980
552	1988
549	1978
541	1960
531	2010
526	1975
509	1983
502	1979
501	2007
496	1976

Game

62	at New England, 11/28/76
60	at Buffalo, 10/5/75
58	at Buffalo, 11/8/87
57	vs. Oakland, 10/30/77
54	at New England, 10/7/12
52	vs. Oakland, 10/24/10
	vs. Chicago, 9/30/73
50	at Chicago, 9/9/84
	vs. Dallas, 10/8/61
49	vs. Detroit, 10/11/81
	at Kansas City, 12/7/80
	vs. Buffalo, 11/27/60

MOST YARDS RUSHING

Season

2,538	1988
2,473	2010
2,337	2008
2,282	2007
2,145	1960
2,117	1980
2,085	2016
2,080	2020
2,076	1967
2,064	1964

Game

407	at Cincinnati, 10/22/00
380	vs. Kansas City, 10/23/66
332	at New England, 11/28/76
328	vs. Oakland, 10/24/10
323	at N.Y. Jets, 10/7/18
317	vs. Kansas City, 1/3/10
302	at Chicago, 9/9/84
298	at Seattle, 12/20/86
293	at Buffalo, 10/5/76
289	at San Diego, 12/28/08

HIGHEST AVERAGE GAIN PER RUSH

Season

4.98	2008 (469-2,337)
4.87	1964 (424-2,064)
4.79	2020 (434-2,080)
4.73	1997 (381-1,803)
4.68	1967 (444-2,076)
4.66	2010 (531-2,473)
4.65	2000 (344-1,598)
4.60	1966 (441-2,029)
4.60	1988 (552-2,538)
4.55	2007 (501-2,282)

OPPONENT TEAM RECORDS

Game (min. 10 rushes)

11.00	at Cincinnati, 10/22/00 (37-407)
9.27	vs. Kansas City, 10/23/66 (41-380)
9.06	vs. Kansas City, 1/3/10 (35-317)
8.50	at N.Y. Jets, 10/7/18 (38-323)
8.44	at San Diego, 12/22/63 (32-270)
8.08	vs. Oakland, 12/15/96 (13-105)
8.05	at Seattle, 12/20/86 (37-298)
7.95	vs. N.Y. Jets, 11/8/92 (20-159)
7.81	at Minnesota, 9/29/91 (26-203)
7.80	vs. Cincinnati, 9/21/97 (25-195)

MOST RUSHING TOUCHDOWNS

Season

26	2010
	2008
24	1965
22	2020
21	2002
	1988
	1967
	1964
20	1968
19	1995
	1975
	1960

Game

5	Five times (last: vs. Oakland, 10/24/10)
---	--

PASSING

MOST PASS ATTEMPTS

Season

641	2014
632	1984
613	2013
	2005
596	1998
574	2000
573	2015
568	1994
567	2020
566	2002
	1996

Game

62	vs. Baltimore, 9/5/13
	at N.Y. Jets, 12/3/63
60	at New Orleans, 11/21/04
59	at New England, 10/8/95
58	vs. Pittsburgh, 11/25/18
57	vs. Buffalo, 12/7/14
56	vs. Houston, 10/17/65
55	Three times: (last at Pittsburgh, 12/20/15)

MOST COMPLETIONS

Season

399	2014
374	
360	2002
357	2013
353	2018
348	2019
346	1984
345	1998
344	2015
	2005

Game

42	vs. Pittsburgh, 11/25/18
40	at Pittsburgh, 12/20/15
39	vs. New Orleans, 9/21/08
38	vs. Buffalo, 12/7/14
	at Pittsburgh, 11/5/06
35	vs. Oakland, 12/30/01
34	Six times (last: at New England, 11/24/13)

MOST YARDS PASSING (NET YARDS)

Season

4,155	1994
4,070	2013
4,023	1984
3,946	2000
3,929	2018
3,822	2019
3,807	2020
3,780	2010
3,731	1993
3,704	2011

Game

470	at Dallas, 10/6/13
452	vs. Pittsburgh, 11/25/18
433	vs. Kansas City, 11/14/10
	at St. Louis, 9/4/00
427	at Oakland, 10/25/64
425	at New Orleans, 12/3/00
414	vs. New Orleans, 9/21/08
406	vs. Seattle, 11/25/84
403	at Pittsburgh, 11/5/06
399	vs. N.Y. Jets, 9/24/67

HIGHEST COMPLETION PERCENTAGE

Season

.673	2008 (333-495)
.660	2020 (374-567)
.648	2019 (348-537)
.642	2018 (353-550)
.636	2002 (360-566)
.624	2011 (333-534)
.622	2014 (399-641)
.609	2007 (279-458)
.608	2006 (327-538)
.601	1980 (270-449)

Game (min. 10 attempts)

.917	vs. Oakland, 11/23/08 (11-12)
.906	vs. Oakland, 9/16/18 (29-32)
.895	vs. Oakland, 11/11/02 (34-38)
.870	at New Orleans, 11/20/88 (20-23)
.864	at Seattle, 12/11/88 (19-22)
.846	at Oakland, 9/9/19 (22-26)
.829	at Minnesota, 11/17/19 (29-35)
.821	vs. Indianapolis, 10/29/06 (32-39)
.813	vs. New Orleans, 9/21/08 (39-48)
	at Atlanta, 11/26/72 (13-16)
.810	at Kansas City, 12/16/01 (17-21) (OT)

MOST TOUCHDOWN PASSES THROWN

Season

40	1963
30	1961
29	2017
	2014
	2013
	1964
28	1998
	1994

Game

6	at Kansas City, 11/1/64
5	11 times (last: at Dallas, 10/6/13)

FIRST DOWNS

MOST FIRST DOWNS

Season

339	2013
334	2010
333	2020
327	2008
322	1995
321	1983
318	2018
316	1988
315	2011
311	2014
	1984

OPPONENT TEAM RECORDS

Game

35	at New England, 10/7/12
33	vs. Pittsburgh, 9/22/74 (OT)
30	at Oakland, 11/6/16
	vs. Kansas City, 11/14/10
	at Indianapolis, 9/30/07
29	vs. Buffalo, 12/19/20
	at New England, 11/2/14
	vs. Oakland, 10/24/10
	at Buffalo, 9/18/89
	vs. Cincinnati, 9/2/84
	vs. Seattle, 10/20/83
	vs. Kansas City, 10/24/76
	at Oakland, 10/25/64
	at Oakland, 12/17/60

MOST FIRST DOWNS RUSHING

Season

140	1988
126	2010
125	1980
122	2008
121	1975
119	2007, 1983
115	1967
114	1995
112	1960

Game

21	at New England, 11/28/76
18	at New England, 10/7/12
	vs. Oakland, 10/24/10
	at Indianapolis, 9/30/07
17	at Baltimore, 10/10/10
	at San Diego, 12/28/08
16	Five times (last: at Seattle, 12/11/88)

MOST FIRST DOWNS PASSING

Season

219	2014
208	2013
206	1984
201	2020
197	2018
189	2000
186	2008
	1995

MOST FIRST DOWNS PASSING, CONT.

Game

24	vs. Kansas City, 11/14/10
22	at New England, 11/2/14
	at San Diego, 11/28/82
21	at Pittsburgh, 12/20/15
	at Pittsburgh, 11/5/06
	vs. Kansas City, 12/7/03
	vs. Oakland, 12/30/01
	vs. Kansas City, 10/17/94
	vs. L.A. Rams, 11/27/88
	vs. Seattle, 11/20/83
	vs. San Diego, 12/1/68

MOST FIRST DOWNS BY PENALTY

Season

46	2015
41	2013
36	2018
	2016
34	2019
32	2017
	2014
	2011

Game

10	at N.Y. Giants, 9/15/13
7	at Oakland, 11/6/16
	at Indianapolis, 11/8/15
	at San Diego, 11/30/97
6	at San Francisco, 12/9/18
	vs. Cincinnati, 9/21/97
	vs. Oakland, 12/15/96
	at Oakland, 11/9/69
	vs. Miami, 12/4/66

PUNTING

MOST PUNTS

Season

95	2004
	1977
94	1997
	1985
93	2012
92	2015
	2011
	1999
91	1976
89	2016
	1970

Game

12	at Seattle, 11/28/93
11	vs. Arizona, 10/5/14
	vs. Chicago, 12/11/11
	at Chicago, 12/12/76
	vs. San Diego, 11/30/75 (OT)

HIGHEST PUNTING AVERAGE

Season

48.9	2016 (89-4,352)
48.1	2012 (94-4,524)
47.3	2011 (92-4,350)
47.0	2001 (77-3,618)
46.5	2019 (71-3,303)
	2015 (92-4,278)
46.4	2017 (88-4,080)
	2008 (52-2,413)
46.3	2009 (76-3,520)
46.1	1996 (83-3,825)
46.1	2013 (89-4,100)

Game (min. 4 punts)

63.00	vs. Carolina, 9/8/16 (4-252)
59.00	vs. Seattle, 9/9/18 (6-354)
	vs. Oakland, 12/24/05 (5-295)
58.17	vs. Oakland, 9/12/11 (6-349)
57.00	vs. San Diego, 10/30/16 (5-285)
57.40	vs. N.Y. Jets, 9/21/69 (5-287)
56.67	vs. San Diego, 10/6/96 (6-340)
56.50	vs. Oakland, 1/1/17 (8-452)
	vs. Indianapolis, 9/18/16 (4-226)
56.20	at Indianapolis, 10/13/85 (5-281)
55.80	vs. San Diego, 11/11/01 (5-279)

PUNT RETURNS

MOST PUNT RETURNS

Season

61	1967
56	1970
55	1983
54	1977
52	1980, 1979
51	2011
50	2010
48	2001
47	1978

Game

9	at Oakland, 9/10/67
8	at Buffalo, 11/19/67
7	vs. Washington, 11/18/01
	vs. Kansas City, 12/5/99
	at Chicago, 9/9/84
	at Baltimore, 9/11/83
	at L.A. Raiders, 12/26/82
	at San Diego, 11/14/76
	at Cincinnati, 9/12/76
	vs. Houston, 11/16/69

OPP. TEAM RECORDS / POST IND. RECORDS - SERVICE

MOST PUNT RETURN YARDS

Season

718	1967
600	1999
585	2011
560	2003
550	2010
534	1975
529	1974
526	1964
524	1983
517	2001

Game

143	at Oakland, 9/10/67
142	at N.Y. Titans, 9/24/61
135	at Buffalo, 12/24/11
134	at Cleveland, 10/27/74
	at Cincinnati, 10/8/72
131	vs. Kansas City, 12/5/99
129	at Oakland, 10/10/99
123	at Kansas City, 10/18/87
118	at Kansas City, 12/19/65
106	at Oakland, 12/24/18

MOST PUNT RETURN TOUCHDOWNS

Season

2	2007, 1987, 1961
---	------------------

Game

2	at N.Y. Titans, 9/24/61
---	-------------------------

KICKOFF RETURNS

MOST KICKOFF RETURNS

Season

90	2000
89	1998, 1997
81	2002
77	1995
76	1996
73	2003
72	1989
70	1999, 1994

Game

9	at Kansas City, 12/6/09
	vs. Cleveland, 10/15/00
	at San Diego, 12/9/73
	at Houston, 10/14/73
8	12 times (last: at Kansas City, 11/30/14)

MOST KICKOFF RETURN YARDS

Season

2,006	1998
1,934	2000
1,827	1997
1,781	2002
1,696	2005
1,679	2003
1,671	1995
1,635	2004
1,602	1996
1,554	2008

Game

257	vs. Atlanta, 9/10/00
238	at Kansas City, 10/8/66
223	vs. Jacksonville, 10/25/98
215	vs. Miami, 10/13/02
	at Houston, 9/3/66
214	vs. Kansas City, 10/11/64
212	vs. San Diego, 9/14/08
	at Cincinnati, 11/1/98
209	vs. Tennessee, 12/8/13
202	vs. Kansas City, 10/23/66

MOST KICKOFF RETURN TOUCHDOWNS

Season

2	1995
---	------

Game

1	22 times (last: vs. Kansas City, 10/25/20)
---	--

PENALTIES

FEWEST OPPONENT PENALTIES

Season

58	1967
61	1963
62	1960
63	1982 (players' strike; nine-game season), 1964
64	1968
75	1966
76	1962
78	2009, 1974, 1971

Game

0	at Chicago, 11/22/15
	vs. San Diego, 10/9/11
	at Miami, 12/21/98
	at Oakland, 12/19/71

FEWEST OPPONENT PENALTY YARDS

Season

516	1963
571	1982 (players' strike; nine-game season), 1966
573	1964
585	1974
628	2007, 1967
633	1960
678	1962
715	1992, 1976

Game

0	at Chicago, 11/22/15
	vs. San Diego, 10/9/11
	at Miami, 12/21/98
	at Oakland, 12/19/71

POSTSEASON RECORDS

SERVICE

MOST POSTSEASON GAMES

22	John Elway, 1983-98
17	Tyrone Braxton, 1987-93, '95-99
14	Steve Atwater, 1989-98
	Jason Elam, 1993-2007
	Ken Langer, 1981-92, 94
	Karl Mecklenburg, 1983-94
13	Tom Nalen, 1994-2008
	Dennis Smith, 1981-94
	Rod Smith, 1995-2007
12	Keith Burns, 1994-98, '00-03, '05-06
	Simon Fletcher, 1985-95
	Greg Kragen, 1985-95
	Randy Robbins, 1984-91
	Shannon Sharpe, 1990-99, '02-03
11	Keith Bishop, 1980-89
	Dwayne Carswell, 1994-2005
	Rick Dennison, 1982-90
	Mike Horan, 1986-92
	Clarence Kay, 1984-92
	Gary Kubiak, 1983-91
	Trevor Pryce, 1997-2005
	Steve Sewell, 1985-92
	Sammy Winder, 1982-90

POSTSEASON INDIVIDUAL RECORDS — SERVICE / OFFENSE

MOST POSTSEASON STARTS

21	John Elway, 1983-98
14	Steve Atwater, 1989-98
13	Tyrone Braxton, 1987-93, '95-99
	Ken Lanier, 1981-92, '94
	Karl Mecklenburg, 1983-94
	Tom Nalen, 1994-2008
	Dennis Smith, 1981-94
12	Shannon Sharpe, 1990-99, '02-03
	Greg Kragen, 1985-95
	Rod Smith, 1995-2007
11	Keith Bishop, 1980-89
10	Demaryius Thomas, 2011-18
	Steve Foley, 1976-86
	Tom Jackson, 1973-86
	Louis Wright, 1975-86

TOTAL OFFENSE

MOST YARDS TOTAL OFFENSE

(COMBINED RUSHING AND PASSING YARDS)

Career

5,425	John Elway, 1983-98 (461/4,964)
1,957	Peyton Manning, 2012-15 (7/1,950)
1,140	Terrell Davis, 1995-2002 (1,140/0)
941	Jake Plummer, 2003-06 (56/885)
605	Craig Morton, 1977-82 (-4/605)
515	Tim Tebow, 2010-11 (63/452)
461	Sammy Winder, 1982-90 (461/0)
323	C.J. Anderson, 2013-17 (323/0)
231	Gary Kubiak, 1983-91 (19/212)

Game

424	Elway, vs. Cleveland, 1/14/90 (39/385)
399	Manning, vs. New England, 1/19/14 (-1/400)
366	Tebow, vs. Pittsburgh, 1/8/12 (50/316)
338	Elway, vs. Atlanta, 1/31/99 (2/336)
331	Elway, vs. N.Y. Giants, 1/25/87 (27/304)
325	Elway, vs. L.A. Raiders, 1/9/94 (23/302)
317	Elway, vs. Cleveland, 1/17/88 (36/281)
300	Elway, at Cleveland, 1/11/87 (56/244) (OT)
296	Elway, vs. Houston, 1/4/92 (39/257)
289	Manning, vs. Baltimore, 1/12/13 (-1/289) (2 OT)
	Elway, vs. Washington, 1/31/88 (32/257)

RUSHING

MOST RUSHES

Career

204	Terrell Davis, 1995-2002
144	Sammy Winder, 1982-90
94	John Elway, 1983-98
74	C.J. Anderson, 2013-17
56	Ronnie Hillman, 2012-15
52	Knowshon Moreno, 2009-13
43	Mike Anderson, 2000-05
38	Bobby Humphrey, 1989-91
	Otis Armstrong, 1973-80

Game

32	Davis, vs. N.Y. Jets, 1/17/99
31	Davis, vs. Jacksonville, 12/27/97
30	Davis, vs. Green Bay, 1/25/98
26	Davis, at Pittsburgh, 1/11/98
	Winder, at Cleveland, 1/11/87 (OT)
25	Davis, vs. Atlanta, 1/31/99
	Davis, at Kansas City, 1/4/98
23	C. Anderson, vs. Carolina, 2/7/16
	Moreno, vs. San Diego, 1/12/14
22	Hillman, vs. Baltimore, 1/12/13 (2 OT)

MOST RUSHING YARDS

Career

1,140	Terrell Davis, 1995-2002
461	John Elway, 1983-98
	Sammy Winder, 1982-90
323	C.J. Anderson, 2013-17
190	Knowshon Moreno, 2009-13
169	Bobby Humphrey, 1989-91
152	Derek Loville, 1997-99
145	Ronnie Hillman, 2012-15
	Mike Anderson, 2000-05
141	Otis Armstrong, 1973-80

Game

199	Davis, vs. Miami, 1/9/99
184	Davis, vs. Jacksonville, 12/27/97
167	Davis, vs. N.Y. Jets, 1/17/99
157	Davis, vs. Green Bay, 1/25/98
139	Davis, at Pittsburgh, 1/11/98
103	Loville, vs. Jacksonville, 12/27/97
102	Davis, vs. Atlanta, 1/31/99
	Winder, vs. New England, 1/4/87
101	Davis, at Kansas City, 1/4/98
91	Davis, vs. Jacksonville, 1/4/97

HIGHEST RUSHING AVERAGE

Career (min. 10 carries)

6.1	Derek Loville, 1997-99 (25-152)
5.6	Terrell Davis, 1995-2002 (204-1,140)
4.9	John Elway, 1983-98 (94-461)
4.8	Gene Lang, 1984-87 (29-138)
4.4	Bobby Humphrey, 1989-91 (38-169)
4.4	C.J. Anderson, 2013-17 (74-323)
4.3	Tatum Bell, 2004-06, '08 (23-99)
4.2	Tim Tebow, 2010-11 (15-63)
4.0	Clinton Portis, 2002-03 (17-68)

Game (min. 10 carries)

9.5	Davis, vs. Miami, 1/9/99 (21-199)
9.4	Loville, vs. Jacksonville, 12/27/97 (11-103)
6.5	Davis, vs. Jacksonville, 1/4/97 (14-91)
5.9	Davis, vs. Jacksonville, 12/27/97 (31-184)
5.4	Winder, vs. New England, 1/4/87 (19-102)
5.3	Davis, at Pittsburgh, 1/11/98 (26-139)
5.2	Davis, vs. Green Bay, 1/25/98 (30-157)
5.2	Davis, vs. N.Y. Jets, 1/17/99 (32-167)
5.2	Ball, vs. San Diego, 1/12/14 (10-52)
5.1	Humphrey, vs. San Francisco, 1/28/90 (12-61)

MOST RUSHING TOUCHDOWNS

Career

12	Terrell Davis, 1995-2002
6	John Elway, 1983-98
3	Mike Anderson, 2000-05
	Derek Loville, 1997-99
2	C.J. Anderson, 2013-17
	Howard Griffith, 1997-2000
	Vaughn Hebron, 1996-98
	Greg Lewis, 1991
	Melvin Bratton, 1989
	Gene Lang, 1986-87
	Rob Lytle, 1977-78

Game

3	Terrell Davis, vs. Green Bay, 1/25/98
2	Mike Anderson, vs. New England, 1/14/06
	Howard Griffith, vs. Atlanta, 1/31/99
	Terrell Davis, vs. Miami, 1/9/99
	Terrell Davis, at Kansas City, 1/4/98
	Terrell Davis, vs. Jacksonville, 12/27/97
	Derek Loville, vs. Jacksonville, 12/27/97
	Melvin Bratton, vs. Pittsburgh, 1/7/90
	Greg Lewis, vs. Houston, 1/4/92

POSTSEASON IND. RECORDS — PASSING / RECEIVING

BEST INTERCEPTION AVOIDANCE PERCENTAGE

Career (min. 15 passes)

.000	Tim Tebow, 2010-11 (0-47)
	Gary Kubiak, 1983-91 (0-19)
	Norris Weese, 1976-79 (0-26)
.019	Peyton Manning, 2012-15 (6-309)
.032	John Elway, 1983-98 (21-651)
.036	Gus Frerotte, 2000-01 (1-28)
.050	Jake Plummer, 2003-06 (6-120)
.053	Steve DeBerg, 1981-83 (1-19)
.067	Craig Morton, 1977-82 (6-90)

HIGHEST AVERAGE GAIN PER ATTEMPT

Career (min. 15 passes)

11.16	Gary Kubiak, 1983-91 (19-212)
9.62	Tim Tebow, 2010-11 (47-452)
7.63	John Elway, 1983-98 (651-4,964)
7.38	Jake Plummer, 2003-06 (120-885)
6.89	Steve DeBerg, 1981-83 (19-131)
6.72	Craig Morton, 1977-82 (90-605)
6.31	Peyton Manning, 2012-15 (309-1,950)
5.38	Norris Weese, 1976-79 (26-140)
4.43	Gus Frerotte, 2000-01 (28-124)

HIGHEST AVERAGE GAIN PER COMPLETION

Career (min. 15 passes)

23.79	Tim Tebow, 2010-11 (19-452)
14.40	Craig Morton, 1977-82 (42-605)
13.98	John Elway, 1983-98 (355-4,964)
13.25	Gary Kubiak, 1983-91 (16-212)
11.67	Norris Weese, 1976-79 (12-140)
11.06	Jake Plummer, 2003-06 (80-885)
9.95	Peyton Manning, 2012-15 (196-1,950)
9.54	Gus Frerotte, 2000-01 (13-124)
9.36	Steve DeBerg, 1981-83 (14-131)

HIGHEST PASSER RATING

Career (min. 15 passes)

113.2	Gary Kubiak, 1983-91 (19 att.)
90.0	Tim Tebow, 2010-11 (47 att.)
87.8	Steve DeBerg, 1981-83 (19 att.)
85.0	Peyton Manning, 2012-15 (309 att.)
81.4	Jake Plummer, 2003-06 (120 att.)
79.7	John Elway, 1983-98 (651 att.)
63.0	Norris Weese, 1976-79 (26 att.)
59.7	Craig Morton, 1977-82 (90 att.)
44.3	Gus Frerotte, 2000-01 (28 att.)

Game (min. 12 passes)

125.6	Tebow, vs. Pittsburgh, 1/8/12 (21 att.)
120.7	Elway, vs. Cleveland, 1/14/90 (36 att.)
118.4	Manning, vs. New England, 1/19/14 (43 att.)
114.4	Elway, vs. Cleveland, 1/17/88 (26 att.)
113.9	Kubiak, at Buffalo, 1/12/92 (12 att.)
110.2	Elway, vs. Jacksonville, 12/27/97 (24 att.)
103.1	Plummer, at Indianapolis, 1/9/05 (34 att.)
102.9	Morton, vs. Oakland, 1/17/78 (20 att.)
101.0	Elway, vs. Houston, 1/10/88 (25 att.)
100.6	Morton, vs. Pittsburgh, 12/24/77 (23 att.)

LONGEST PASS PLAY

80t	Tim Tebow to Demaryius Thomas, vs. Pittsburgh, 1/8/12
	John Elway to Rod Smith, vs. Atlanta, 1/31/99
	John Elway to Mark Jackson, vs. Cleveland, 1/17/88
74t	Craig Morton to Haven Moses, vs. Oakland, 1/1/78
70t	John Elway to Michael Young, vs. Cleveland, 1/14/90
58	Tim Tebow to Demaryius Thomas, vs. Pittsburgh, 1/8/12
56t	John Elway to Ricky Nattiel, vs. Washington, 1/31/88
55	John Elway to Vance Johnson, vs. Houston, 1/10/88
54	John Elway to Vance Johnson, vs. N.Y. Giants, 1/25/87
53	John Elway to Michael Young, vs. Cleveland, 1/14/90

RECEIVING

MOST RECEPTIONS

Career

53	Demaryius Thomas, 2010-18
49	Rod Smith, 1995-2007
47	Shannon Sharpe, 1990-99, '02-03
40	Vance Johnson, 1985-93, '95
36	Ed McCaffrey, 1995-2003
31	Steve Sewell, 1985-92
23	Emmanuel Sanders, 2014-19
21	Steve Watson, 1979-87
20	Mark Jackson, 1986-92
	Sammy Winder, 1982-90

Game

13	D. Thomas, vs. Seattle, 2/2/14
	Sharpe, at L.A. Raiders, 1/9/94
11	Watson, vs. Pittsburgh, 12/30/84
8	Welker, vs. Seattle, 2/2/14
	J. Thomas, vs. New England, 1/19/14
	D. Thomas, vs. San Diego, 1/12/14
	McCaffrey, at Baltimore, 12/31/00
	V. Johnson, at Buffalo, 1/12/92
7	Eight times (last: Sanders, vs. Indianapolis, 1/11/15)

MOST RECEIVING YARDS

Career

860	Rod Smith, 1995-2007
759	Demaryius Thomas, 2010-18
719	Vance Johnson, 1985-93, '95
505	Shannon Sharpe, 1990-99, '02-03
490	Ed McCaffrey, 1995-2003
422	Mark Jackson, 1986-92
375	Steve Sewell, 1985-92
358	Steve Watson, 1979-87
314	Haven Moses, 1972-81
276	Emmanuel Sanders, 2014-19

Game

204	D. Thomas, vs. Pittsburgh, 1/8/11
177	Watson, vs. Pittsburgh, 12/30/84
168	Moses, vs. Oakland, 1/1/78
156	Sharpe, at L.A. Raiders, 1/9/94
152	R. Smith, vs. Atlanta, 1/31/99
134	D. Thomas, vs. New England, 1/19/14
	Jackson, vs. Cleveland, 1/17/88
123	Young, vs. Cleveland, 1/14/90
121	V. Johnson, vs. N.Y. Giants, 1/25/87
118	D. Thomas, vs. Seattle, 2/2/14

HIGHEST AVERAGE GAIN PER RECEPTION

Career (min. 5 receptions)

24.2	Haven Moses, 1972-81 (13-314)
23.2	Michael Young, 1989-92 (11-255)
21.1	Mark Jackson, 1986-92 (20-422)
19.3	Ricky Nattiel, 1987-92 (13-251)
19.3	Jack Dolbin, 1975-79 (7-135)
17.6	Rod Smith, 1995-2007 (49-860)
17.5	Vance Johnson, 1985-93, '95 (41-719)
17.0	Steve Watson, 1979-87 (21-358)
15.9	Jeb Putzier, 2002-05, '08 (10-159)
15.2	Ashley Lelie, 2013-05 (10-152)

Game (min. 4 receptions)

51.0	D. Thomas, vs. Pittsburgh, 1/8/12 (4-204)
33.6	Moses, vs. Oakland, 1/1/78 (5-168)
33.5	Jackson, vs. Cleveland, 1/17/88 (4-134)
30.4	R. Smith, vs. Atlanta, 1/31/99 (5-152)
26.3	V. Johnson, vs. Houston, 1/10/88 (4-105)
24.2	V. Johnson, vs. N.Y. Giants, 1/25/87 (5-121)
22.3	V. Johnson, vs. New England, 1/4/87 (4-89)
22.2	Jackson, vs. Pittsburgh, 1/7/90 (5-111)
21.3	Young, vs. Houston, 1/4/92 (4-85)
19.1	D. Thomas, vs. New Ebgland, 1/19/14 (7-134)

POSTSEASON IND. RECORDS — REC. / PUNTS / RETURNS

MOST RECEIVING TOUCHDOWNS

Career

- 6 Rod Smith, 1995-2007
- Demaryius Thomas, 2010-18
- 4 Vance Johnson, 1985-93, '95
- 2 Nine players

Game

- 2 Daniels, vs. New England, 1/24/16
- Kay, vs. Houston, 1/10/88
- Moses, vs. Oakland, 1/1/78

INTERCEPTIONS

MOST INTERCEPTIONS

Career

- 5 Darrien Gordon, 1997-98
- 3 Tyrone Braxton, 1987-93, '95-99
- Bob Swenson, 1975-83
- 2 Quinton Carter, 2011
- Darrius Johnson, 1996-99
- Dennis Smith, 1981-94
- Tom Jackson, 1973-86

Game

- 2 Gordon, vs. Atlanta, 1/31/99
- Gordon, vs. N.Y. Jets, 1/17/99
- D. Smith, vs. Cleveland, 1/14/90
- T. Jackson, vs. Pittsburgh, 12/24/77

MOST YARDS ON INTERCEPTION RETURNS

Career

- 156 Darrien Gordon, 1997-98
- 100 Champ Bailey, 2004-09
- 76 Darrius Johnson, 1996-99
- 57 Mark Haynes, 1986-89
- 49 Tom Jackson, 1973-86
- 26 Quinton Carter, 2011
- Jim Ryan, 1979-88

Game

- 108 Gordon, vs. Atlanta, 1/31/99
- 100 Bailey, vs. New England, 1/14/06
- 57 Haynes, vs. Houston, 1/10/88
- 49 T. Jackson, vs. Pittsburgh, 12/24/77
- 48 Gordon, vs. N.Y. Jets, 1/17/99
- D. Johnson, vs. Miami, 1/9/99
- 28 D. Johnson, vs. Atlanta, 1/31/99
- 26 Ryan, at Cleveland, 1/11/87 (OT)
- 18 Mecklenburg, vs. Houston, 1/10/88
- 17 Q. Carter, at New England, 1/14/12

LONGEST INTERCEPTION RETURN

- 100 Champ Bailey, vs. New England, 1/14/06
- 58 Darrien Gordon, vs. Atlanta, 1/31/99
- 57 Mark Haynes, vs. Houston, 1/10/88
- 50 Darrien Gordon, vs. Atlanta, 1/31/99
- 48 Darrius Johnson, vs. Miami, 1/9/99
- 32 Tom Jackson, vs. Pittsburgh, 12/24/77
- 30 Darrien Gordon, vs. N.Y. Jets, 1/17/99
- 28 Darrius Johnson, vs. Atlanta, 1/31/99
- 26 Jim Ryan, at Cleveland, 1/11/87
- 18 Karl Mecklenburg, vs. Houston, 1/10/88

SACKS

MOST SACKS

Career

- 6.5 Von Miller, 2011-19
- 6 Simon Fletcher, 1985-95
- Rulon Jones, 1980-88
- 3.5 DeMarcus Ware, 2014-16
- 3 Robert Ayers, 2009-13
- Neil Smith, 1997-99
- Rubin Carter, 1975-86
- 2.5 Derek Wolfe, 2012-17
- 2 Five players

Game

- 2.5 V. Miller, vs. Carolina, 2/7/16
- V. Miller, vs. New England, 1/24/16
- 2 10 times (last: Ware, vs. Carolina, 2/7/16)

PUNTING

MOST PUNTS

Career

- 48 Britton Colquitt, 2010-15
- 46 Mike Horan, 1986-2002
- 45 Tom Rouen, 1993-2002
- 19 Bucky Dilts, 1977-78
- 10 Luke Prestridge, 1979-83
- 8 Todd Sauerbrun, 2005, '07
- 9 Colquitt, vs. New England, 1/24/16
- Rouen, at Baltimore, 12/31/00
- 8 Colquitt, vs. Carolina, 2/7/16
- 7 Colquitt, at New England, 1/14/12
- Rouen, vs. N.Y. Jets, 1/17/99
- 6 Horan, vs. Washington, 1/31/88
- Colquitt, vs. Indianapolis, 1/11/15
- Sauerbrun, vs. New England, 1/14/06
- Rouen, at Kansas City, 1/4/98
- Horan, at Buffalo, 1/12/92
- Horan, vs. San Francisco, 1/28/90
- Horan, at Cleveland, 1/11/87 (OT)
- Prestridge, at Houston, 12/23/79
- Dilts, vs. Pittsburgh, 12/30/78

HIGHEST AVERAGE PER PUNT

Career (min. 10 punts)

- 45.7 Luke Prestridge, 1979-83 (10-457)
- 43.8 Britton Colquitt, 2010-15 (48-2,104)
- 42.1 Mike Horan, 1986-2002 (46-1,938)
- 39.2 Tom Rouen, 1993-2002 (45-1,762)
- 37.3 Bucky Dilts, 1977-78 (19-708)

Game (min. 4 punts)

- 49.0 Horan, vs. New England, 1/4/87 (5-245)
- 48.8 Colquitt, vs. Baltimore, 1/12/13 (2 OT) (5-244)
- 47.8 Prestridge, at Seattle, 12/24/83 (4-191)
- 47.0 Colquitt, vs. New England, 1/24/16 (6-282)
- Colquitt, vs. Pittsburgh, 1/17/16 (9-423)
- 46.4 Horan, vs. Cleveland, 1/14/90 (5-232)
- 45.7 Sauerbrun, vs. New England, 1/14/06 (6-274)

LONGEST PUNT

- 76 Mike Horan, at Buffalo, 1/12/92

PUNT RETURNS

MOST PUNT RETURNS

Career

- 13 Vance Johnson, 1985-93, '95
- 11 Darrien Gordon, 1997-98
- 10 Rick Upchurch, 1975-83
- 7 Gerald Willhite, 1982-88
- 6 Kevin Clark, 1987-88, '90-91
- 4 Jordan Norwood, 2015-16
- Eric Decker, 2010-13

POSTSEASON IND. RECORDS — RETURNS

MOST PUNT RETURNS CONT.

Game	
5	Gordon, vs. N.Y. Jets, 1/17/99
4	V. Johnson, vs. Cleveland, 1/14/90
3	11 times (last: Norwood, vs. New England, 1/24/16)

MOST YARDS ON PUNT RETURNS

Career	
162	Darrien Gordon, 1997-98
115	Vance Johnson, 1985-93, '95
92	Rick Upchurch, 1975-83
90	Trindon Holliday, 2012-13
82	Jordan Norwood, 2015-16
75	Eric Decker, 2010-13
46	Kevin Clark, 1987-88, '90-91
45	Gerald Willhite, 1982-88
42	Omar Bolden, 2012-15
38	Glyn Milburn, 1993-95

Game	
90	Holliday, vs. Baltimore, 1/12/13 (2 OT)
79	Gordon, vs. N.Y. Jets, 1/17/99
66	Decker, vs. San Diego, 1/12/14
61	Norwood, vs. Carolina, 2/7/16
42	Bolden, vs. Pittsburgh, 1/17/16
38	Milburn, at L.A. Raiders, 1/9/94
36	Gordon, at Kansas City, 1/4/98
	V. Johnson, at Buffalo, 1/12/92
	V. Johnson, vs. Cleveland, 1/14/90
30	Upchurch, at Pittsburgh, 12/30/78

HIGHEST AVERAGE PER RETURN

Career (min. 2 returns)	
30.0	Trindon Holliday, 2012-13 (3-90)
20.5	Jordan Norwood, 2015-16 (4-82)
18.8	Eric Decker, 2010-13 (4-75)
14.7	Darrien Gordon, 1997-98 (11-162)
12.7	Glyn Milburn, 1993-95 (3-38)
9.2	Rick Upchurch, 1975-83 (10-92)
9.0	Eddie Royal, 2008-11 (3-27)
8.8	Vance Johnson, 1985-93, '95 (13-115)
7.7	Kevin Clark, 1987-88, '90-91 (6-46)
6.4	Gerald Willhite, 1982-88 (7-45)

Game (min. 2 returns)	
30.0	Holliday, vs. Baltimore, 1/12/13 (2 OT) (3-90)
22.0	Decker, vs. San Diego, 1/12/14
15.8	Gordon, vs. N.Y. Jets, 1/17/99 (5-79)
15.0	Upchurch, at Pittsburgh, 12/30/78 (2-30)
12.7	Milburn, at L.A. Raiders, 1/9/94 (3-38)
12.5	Upchurch, at Houston, 12/23/79 (2-25)
12.0	V. Johnson, at Buffalo, 1/12/92 (3-36)
9.5	Gordon, at Pittsburgh, 1/11/98 (2-19)
9.0	Three players [last: Royal, vs. Pittsburgh, 1/8/12 (3-27)]

MOST PUNT RETURN TOUCHDOWNS

Career	
1	Trindon Holliday, vs. Baltimore, 1/12/13 (2 OT)

Game	
1	Trindon Holliday, vs. Baltimore, 1/12/13 (2 OT)

LONGEST PUNT RETURN

90t	Holliday, vs. Baltimore, 1/12/13 (2 OT)
*61	Norwood, vs. Carolina, 2/7/16
47	Decker, vs. San Diego, 1/12/14
42	Bolden, vs. Pittsburgh, 1/17/16
36	Gordon, vs. N.Y. Jets, 1/17/99
36	Gordon, at Kansas City, 1/4/98
22	Upchurch, at Pittsburgh, 12/30/78
19	Gordon, at Pittsburgh, 1/11/98
18	Royal, vs. Pittsburgh, 1/8/12
	Milburn, at L.A. Raiders, 1/9/94

* - Super Bowl Record

KICKOFF RETURNS

MOST KICKOFF RETURNS

Career	
21	Ken Bell, 1986-89
20	Vaughn Hebron, 1996-98
12	Trindon Holliday, 2012-13
	Rick Upchurch, 1975-83
8	Charlie Adams, 2003-05
	Reuben Droughns, 2002-04
	Darren Carrington, 1989
6	Glyn Milburn, 1993-95
	Alton Montgomery, 1990-92

Game	
6	Droughns, at Indianapolis, 1/4/04
	Milburn, at L.A. Raiders, 1/9/94
	Carrington, vs. San Francisco, 1/28/90
5	Holliday, vs. Seattle, 2/2/14
	K. Bell, vs. Washington, 1/31/88
4	Seven times (last: Matthew Willis, at N.E., 1/14/12)

MOST YARDS ON KICKOFF RETURNS

Career	
460	Vaughn Hebron, 1996-98
383	Ken Bell, 1986-89
344	Trindon Holliday, 2012-13
259	Rick Upchurch, 1975-83
197	Darren Carrington, 1989
189	Charlie Adams, 2003-05
169	Reuben Droughns, 2002-04
122	Alton Montgomery, 1990-92
109	John Schultz, 1977
97	Cecil Sapp, 2003-07

Game	
158	Holliday, vs. Baltimore, 1/12/13 (2 OT)
146	Carrington, vs. San Francisco, 1/28/90
133	Droughns, at Indianapolis, 1/4/04
110	Adams, vs. Pittsburgh, 1/22/06
105	Holliday, vs. Seattle, 2/2/14
94	Upchurch, vs. Dallas, 1/15/78
88	Montgomery, vs. Houston, 1/4/92
	K. Bell, vs. Washington, 1/31/88
87	Hebron, vs. Jacksonville, 12/27/97
86	Sapp, at Indianapolis, 1/9/05

HIGHEST AVERAGE PER KICKOFF RETURN

Career (min. 3 returns)	
28.7	Trindon Holliday, 2012-13 (12-344)
27.3	John Schultz, 1976-78 (4-109)
24.6	Darren Carrington, 1989 (8-197)
23.6	Charlie Adams, 2003-05 (8-189)
23.0	Vaughn Hebron, 1996-98 (20-460)
21.6	Rick Upchurch, 1975-83 (12-259)
21.1	Reuben Droughns, 2002-04 (8-169)
20.3	Alton Montgomery, 1990-92 (6-122)
20.3	Zach Thomas, 1983-84 (4-81)
19.4	Cecil Sapp, 2003-07 (5-97)

Game (min. 2 returns)	
52.7	Holliday, vs. Baltimore, 1/12/13 (2 OT) (3-158)
31.3	Upchurch, vs. Dallas, 1/15/78 (3-94)
31.0	Bell, vs. Pittsburgh, 1/7/90 (2-62)
	Schultz, vs. Dallas, 1/15/78 (2-62)
29.0	Hebron, vs. Jacksonville, 12/27/97 (3-87)
28.3	Hebron, vs. Jacksonville, 1/4/97 (3-85)
28.0	Willhite, vs. Pittsburgh, 12/30/84 (2-56)
27.5	Adams, vs. Pittsburgh, 1/22/06 (4-110)
25.7	Holliday, vs. San Diego, 1/12/14 (3-77)
25.5	Hebron, at Kansas City, 1/4/98 (2-51)
	Carrington, vs. Pittsburgh, 1/7/90 (2-51)

MOST KICKOFF RETURN TOUCHDOWNS

Career	
1	Trindon Holliday, vs. Baltimore, 1/12/13 (2 OT)

Game	
1	Trindon Holliday, vs. Baltimore, 1/12/13 (2 OT)

POSTSEASON IND. / TEAM RECORDS — KICKING / SCORING

LONGEST KICKOFF RETURN

104t	Trindon Holliday vs. Baltimore, 1/12/13 (2 OT)
67	Rick Upchurch, vs. Dallas, 1/15/78
51	Vaughn Hebron, vs. Jacksonville, 12/27/97
47	Charlie Adams, vs. Pittsburgh, 1/22/06
41	Triandos Luke, at Indianapolis, 1/9/05
39	Darren Carrington, vs. San Francisco, 1/28/90
38	Vaughn Hebron, vs. Jacksonville, 1/4/97
37	Trindon Holliday, vs. San Diego, 1/12/14
	John Schultz, vs. Dallas, 1/15/78
35	Ken Bell, vs. New England, 1/4/87
33	Reuben Droughns, at Indianapolis, 1/4/04

KICKING

MOST PAT ATTEMPTS

Career

40	Jason Elam, 1993-2007
19	Rich Karlis, 1982-88
13	Matt Prater, 2008-13
12	David Treadwell, 1989-92
9	Jim Turner, 1971-79

Game

6	Elam, vs. Jacksonville, 12/27/97
5	Prater, vs. Baltimore, 1/12/13 (2 OT)
	Elam, vs. Miami, 1/9/99
	Karlis, vs. Cleveland, 1/17/88
4	Elam, vs. Atlanta, 1/31/99
	Elam, vs. Green Bay, 1/25/98
	Treadwell, vs. Cleveland, 1/14/90
	Karlis, vs. Houston, 1/10/88
	Turner, vs. Pittsburgh, 12/24/77

MOST PATS MADE

Career

39	Jason Elam, 1993-2007
19	Rich Karlis, 1982-88
13	Matt Prater, 2008-13
11	David Treadwell, 1989-92
9	Jim Turner, 1971-79

Game

6	Elam, vs. Jacksonville, 12/27/97
5	Prater, vs. Baltimore, 1/12/13 (2 OT)
	Elam, vs. Miami, 1/9/99
	Karlis, vs. Cleveland, 1/17/88
4	Elam, vs. Atlanta, 1/31/99
	Elam, vs. Green Bay, 1/25/98
	Treadwell, vs. Cleveland, 1/14/90
	Karlis, vs. Houston, 1/10/88
	Turner, vs. Pittsburgh, 12/24/77

HIGHEST PAT PERCENTAGE (min. 5 PAT)

Career

1.000	Matt Prater, 2008-13 (13-13)
	Rich Karlis, 1982-88 (19-19)
	Jim Turner, 1971-79 (9-9)
.975	Jason Elam, 1993-2007 (39-40)
.916	David Treadwell, 1989-92 (11-12)

MOST FIELD GOALS ATTEMPTED

Career

18	Jason Elam, 1993-2007
	Rich Karlis, 1982-88
11	Matt Prater, 2008-13
	David Treadwell, 1989-92
10	Brandon McManus, 2014-19
8	Jim Turner, 1971-79

Game

5	Brandon McManus, vs. Pittsburgh, 1/17/16
4	Four times (last: Prater, vs. New England, 1/19/14)

MOST FIELD GOALS MADE

Career

15	Jason Elam, 1993-2007
12	Rich Karlis, 1982-88
10	Brandon McManus, 2014-19
9	Matt Prater, 2008-13
7	David Treadwell, 1989-92

Game

*5	McManus, vs. Pittsburgh, 1/17/16
4	Prater, vs. New England, 1/19/14
3	Prater, vs. Pittsburgh, 1/8/12
	Elam, vs. N.Y. Jets, 1/17/99
	Treadwell, vs. Cleveland, 1/14/90
	Karlis, at Cleveland, 1/11/87 (OT)

* - Tied NFL record

HIGHEST FIELD GOAL PERCENTAGE (min. 5 FG)

Career

1.000	Brandon McManus, 2014-19 (10-10)
.833	Jason Elam, 1993-2007 (15-18)
.818	Matt Prater, 2008-13 (9-11)
.667	Rich Karlis, 1982-88 (12-18)
.636	David Treadwell, 1989-92 (7-11)

LONGEST FIELD GOAL

54	Matt Prater, vs. New England, 1/19/14
52	Brandon McManus, vs. New England, 1/24/16
51	Brandon McManus, vs. Pittsburgh, 1/17/16
	Jason Elam, vs. Green Bay, 1/25/98
50	Jason Elam, vs. New England, 1/14/06
49	Jason Elam, at Indianapolis, 1/4/04
	David Treadwell, vs. Houston, 1/4/92
48	Jason Elam, vs. N.Y. Jets, 1/17/99
	Rich Karlis, vs. N.Y. Giants, 1/25/87
47	Jim Turner, vs. Dallas, 1/15/78

SCORING

MOST TOUCHDOWNS SCORED

Career

12	Terrell Davis, 1995-2002
6	Demaryius Thomas, 2010-18
	Rod Smith, 1995-2007
	John Elway, 1983-98
4	Howard Griffith, 1997-2001
	Vance Johnson, 1985-93, '95
3	Mike Anderson, 2000-05
	Derek Loville, 1997-99
	Sammy Winder, 1982-90
2	16 players

Game

3	Davis, vs. Green Bay, 1/25/98
2	13 times (last: Daniels vs. New England, 1/24/16)

MOST POINTS SCORED

Career

84	Jason Elam, 1993-2007
74	Terrell Davis, 1995-2002
55	Rich Karlis, 1982-88
40	Matt Prater, 2010-13
38	Demaryius Thomas, 2010-18
	Rod Smith, 1995-2007
	John Elway, 1983-98
33	Brandon McManus, 2014-17
32	David Treadwell, 1989-92
24	Howard Griffith, 1997-2001
	Vance Johnson, 1985-93, '95

Game

18	Davis, vs. Green Bay, 1/25/98
15	McManus, vs. Pittsburgh, 1/17/16
14	Prater, vs. New England, 1/19/14
13	Treadwell, vs. Cleveland, 1/14/90
12	13 times (last: Daniels, vs. New England, 1/24/16)

POSTSEASON TEAM RECORDS — OFFENSE / RUSHING / PASSING

POSTSEASON TEAM RECORDS

SCORING

MOST POINTS SCORED

42	vs. Jacksonville, 12/27/97
38	vs. Miami, 1/9/99
	vs. Cleveland, 1/17/88
37	vs. Cleveland, 1/14/90
35	vs. Baltimore, 1/12/13 (2 OT)
34	vs. Atlanta, 1/31/99
	vs. Houston, 1/10/88
	vs. Pittsburgh, 12/24/77
31	vs. Green Bay, 1/25/98
29	vs. Pittsburgh, 1/8/12

MOST POINTS SCORED, ONE HALF

27	vs. Cleveland, 1/14/90 (2nd)
24	at Pittsburgh, 1/11/98 (1st)
23	vs. N.Y. Jets, 1/17/99 (2nd)
21	vs. Baltimore, 1/12/13 (2 OT) (1st)
	at Indianapolis, 1/9/05 (2nd)
	vs. Miami, 1/9/99 (1st)
	vs. Jacksonville, 12/27/97 (2nd)
	vs. Jacksonville, 12/27/97 (1st)
	at L.A. Raiders, 1/9/94 (1st)
	vs. Cleveland, 1/17/88 (1st)

MOST POINTS SCORED, ONE QUARTER

21	vs. Jacksonville, 12/27/97 (4th)
20	vs. Pittsburgh, 1/8/12 (2nd)
	vs. N.Y. Jets, 1/17/99 (3rd)
17	vs. Atlanta, 1/31/99 (4th)
	at Pittsburgh, 1/11/98 (2nd)
15	vs. Jacksonville, 1/4/97 (4th)
14	vs. Baltimore, 1/12/13 (1st)
	at Indianapolis, 1/9/05 (3rd)
	vs. Miami, 1/9/99 (4th)
	vs. Miami, 1/9/99 (1st)
	vs. Jacksonville, 12/27/97 (1st)
	at L.A. Raiders, 1/9/94 (2nd)
	vs. Cleveland, 1/14/90 (3rd)
	vs. Cleveland, 1/17/88 (1st)

TOTAL OFFENSE

MOST TOTAL PLAYS

87	vs. Baltimore, 1/12/13 (2 OT)
77	at Cleveland, 1/11/87 (OT)
76	vs. Jacksonville, 12/27/97
	vs. Cleveland, 1/14/90
75	vs. N.Y. Jets, 1/17/99
	vs. New England, 1/4/87
73	at L.A. Raiders, 1/9/94
71	vs. New England, 1/19/14
	at New England, 1/14/12
70	vs. San Diego, 1/12/14

MOST TOTAL YARDS

511	vs. Jacksonville, 12/27/97 (310 rush/201 pass)
507	vs. New England, 1/19/14 (107/400)
497	vs. Cleveland, 1/14/90 (120/377)
457	vs. Atlanta, 1/31/99 (121/336)
447	vs. Pittsburgh, 1/8/12 (131/316) (OT)
441	vs. New England, 1/4/87 (188/253)
424	vs. Miami, 1/9/99 (250/174)
418	vs. Houston, 1/4/92 (151/267)
412	vs. Cleveland, 1/17/88 (156/256)
398	vs. Baltimore, 1/12/13 (2 OT) (125/273)

HIGHEST AVERAGE GAIN PER PLAY

8.1	vs. Pittsburgh, 1/8/12 (55-447)
7.1	vs. New England, 1/19/14 (71-507)
7.0	vs. Atlanta, 1/31/99 (65-457)
7.0	vs. Pittsburgh, 1/7/90 (52-364) (OT)
6.8	vs. Miami, 1/9/99 (62-424)

RUSHING

MOST RUSHES

49	vs. Jacksonville, 12/27/97
42	vs. New England, 1/4/87
41	vs. Baltimore, 1/12/13 (2 OT)
40	at New England, 1/14/12
39	vs. Green Bay, 1/25/98
	vs. Cleveland, 1/14/90
	vs. Cleveland, 1/17/88
38	vs. N.Y. Jets, 1/17/99
	vs. Miami, 1/9/99
37	at Cleveland, 1/11/87 (OT)
	vs. Oakland, 1/1/78
	vs. Pittsburgh, 12/24/77

MOST RUSHING YARDS

310	vs. Jacksonville, 12/27/97
250	vs. Miami, 1/9/99
188	vs. New England, 1/4/87
179	vs. Green Bay, 1/25/98
178	vs. N.Y. Jets, 1/17/99
156	vs. Cleveland, 1/17/88
151	vs. Houston, 1/4/92
150	at Pittsburgh, 1/11/98
149	at Cleveland, 1/11/87 (OT)
146	at Indianapolis, 1/4/04

HIGHEST AVERAGE GAIN PER RUSH (MIN. 10 RUSHES)

6.6	vs. Miami, 1/9/99 (38-250)
6.3	vs. Jacksonville, 12/27/97 (49-310)
6.0	vs. Jacksonville, 1/4/97 (21-126)
5.7	vs. Washington, 1/31/88 (17-97)
5.6	at Indianapolis, 1/4/04 (26-146)
5.0	at Pittsburgh, 1/11/98 (30-150)
4.9	vs. Houston, 1/4/92 (31-151)
4.7	vs. N.Y. Jets, 1/17/99 (38-178)

MOST RUSHING TOUCHDOWNS

5	vs. Jacksonville, 12/27/97
4	vs. Green Bay, 1/25/98
3	vs. Atlanta, 1/31/99
	vs. Miami, 1/9/99
2	Eight times (last: vs. New England, 1/14/06)

PASSING

MOST PASS ATTEMPTS

54	at L.A. Raiders, 1/9/94
49	vs. Seattle, 2/2/14
46	vs. Indianapolis, 1/11/15
43	vs. New England, 1/19/14
	vs. Baltimore, 1/12/13 (2 OT)
41	vs. N.Y. Giants, 1/25/87
39	vs. Washington, 1/31/88
38	Four times (last: at Baltimore, 12/31/00)

MOST COMPLETIONS

34	vs. Seattle, 2/2/14
32	vs. New England, 1/19/14
	at L.A. Raiders, 1/9/94
28	vs. Baltimore, 1/12/13 (2 OT)
26	vs. Indianapolis, 1/11/15
	vs. N.Y. Giants, 1/25/87
25	vs. San Diego, 1/12/14
	vs. Jacksonville, 1/4/97
24	at Indianapolis, 1/9/05
	at Seattle, 12/24/83

HIGHEST COMPLETION PERCENTAGE (MIN. 10 ATTEMPTS)

.767	at Indianapolis, 1/4/04 (23-30)
.744	vs. New England, 1/19/14 (32-43)
.706	at Seattle, 12/24/83 (22-34)
.706	at Indianapolis, 1/9/05 (24-34)
.694	vs. San Diego, 1/12/14 (25-36)
.694	vs. Seattle, 2/2/14 (34-49)
.667	vs. Jacksonville, 12/27/97 (16-24)
	at Buffalo, 1/12/92 (22-33)
.658	vs. Jacksonville, 1/4/97 (25-38)
.651	vs. Baltimore, 1/12/13 (2 OT) (28-43)

POSTSEASON TEAM RECORDS — FIRST DOWNS / SPECIAL TEAMS

MOST YARDS PASSING (NET YARDS)

400	vs. New England, 1/19/14
377	vs. Cleveland, 1/14/90
336	vs. Atlanta, 1/31/99
331	at L.A. Raiders, 1/9/94
320	vs. N.Y. Giants, 1/25/87
316	vs. Pittsburgh, 1/8/12 (OT)
273	vs. Baltimore, 1/12/13 (2 OT)
279	vs. Seattle, 2/2/14
267	vs. Houston, 1/4/92
260	at Indianapolis, 1/9/05

MOST TOUCHDOWN PASSES

3	vs. Baltimore, 1/12/13 (2 OT)
	at L.A. Raiders, 1/9/94
	vs. Cleveland, 1/14/90
	vs. Cleveland, 1/17/88
2	11 times (last: vs. New England, 1/24/16)

MOST INTERCEPTIONS THROWN

4	vs. Dallas, 1/15/78
3	vs. Washington, 1/31/88
3	vs. Seattle, 2/2/14
2	vs. Baltimore, 1/12/13 (2 OT)
	vs. Pittsburgh, 1/22/06
	at Indianapolis, 1/4/04
	vs. San Francisco, 1/28/90
	vs. New England, 1/4/87
	vs. Pittsburgh, 12/30/84
	at Seattle, 12/24/83

MOST TIMES SACKED

6	vs. San Francisco, 1/28/90
	at Houston, 12/23/79
	at Pittsburgh, 12/30/78
5	vs. Carolina, 2/7/16
	at New England, 1/14/12
	at Baltimore, 12/31/00
	vs. Washington, 1/31/88
4	at Buffalo, 1/12/92
	vs. N.Y. Giants, 1/25/87
	vs. Pittsburgh, 12/30/84
	vs. Dallas, 1/15/78

MOST YARDAGE LOST ON SACKS

50	vs. Washington, 1/31/88
43	at Baltimore, 12/31/00
40	at Houston, 12/23/79
37	vs. Carolina, 2/7/16
	vs. Pittsburgh, 12/30/84
	at Pittsburgh, 12/30/78
34	at Buffalo, 1/12/92
33	vs. San Francisco, 1/28/90
32	vs. N.Y. Giants, 1/25/87

FIRST DOWNS

MOST FIRST DOWNS

30	vs. Baltimore, 1/12/13 (2 OT)
28	vs. Jacksonville, 12/27/97
27	vs. New England, 1/19/14
26	vs. San Diego, 1/12/14
	at L.A. Raiders, 1/9/94
	vs. Houston, 1/4/92
24	vs. Miami, 1/9/99
	vs. Cleveland, 1/17/88
23	at Pittsburgh, 1/11/98
	vs. N.Y. Giants, 1/25/87
	vs. New England, 1/4/87

MOST FIRST DOWNS RUSHING

18	vs. Jacksonville, 12/27/97
14	vs. Green Bay, 1/25/98
13	vs. San Diego, 1/12/14
	vs. Miami, 1/9/99
	vs. Houston, 1/4/92
12	vs. New England, 1/4/87

MOST FIRST DOWNS PASSING

21	vs. New England, 1/19/14
18	at L.A. Raiders, 1/9/94
16	vs. N.Y. Giants, 1/25/87
15	vs. Baltimore, 1/12/13 (2 OT)
15	at Pittsburgh, 1/11/98
14	at Indianapolis, 1/9/05
	vs. Atlanta, 1/31/99
	vs. Cleveland, 1/14/90
	at Seattle, 12/24/83
13	Four times (last: vs. Seattle, 2/2/14)

MOST FIRST DOWNS BY PENALTY

6	vs. Baltimore, 1/12/13 (2 OT)
4	at L.A. Raiders, 1/9/94
3	Six times (last: vs. Indianapolis, 1/11/15)

PUNTS

MOST PUNTS

9	vs. New England, 1/24/16
	at Baltimore, 12/31/00
8	vs. Carolina, 2/7/16
	vs. N.Y. Jets, 1/17/99
7	at New England, 1/14/12
	vs. Washington, 1/31/88
	at Cleveland, 1/11/87 (OT)

HIGHEST PUNTING AVERAGE (MIN. 4 PUNTS)

48.8	vs. Baltimore, 1/12/13 (2 OT) (5-244)
47.8	at Seattle, 12/24/83 (4-191)
47.0	vs. New England, 1/24/16 (9-423)
	vs. Pittsburgh, 1/17/16 (6-282)
46.4	vs. Cleveland, 1/14/90 (5-232)

HIGHEST NET PUNTING AVERAGE (MIN. 4 PUNTS)

45.6	vs. Carolina, 2/7/16 (8-365)
44.4	vs. Baltimore, 1/12/13 (2 OT) (5-222)
41.7	vs. New England, 1/24/16 (9-375)
41.0	vs. Pittsburgh, 1/8/12 (OT) (4-164)
40.3	vs. Pittsburgh, 1/17/17 (6-242)
	at Buffalo, 1/12/92 (6-242)
40.0	vs. Pittsburgh, 12/30/84 (4-160)

PUNT RETURNS

MOST PUNT RETURNS

5	vs. N.Y. Jets, 1/17/99
4	at Baltimore, 12/31/00
	vs. Cleveland, 1/14/90
	vs. New England, 1/4/87
	vs. Dallas, 1/15/78
	vs. Oakland, 1/1/78

MOST YARDS ON PUNT RETURNS

90	vs. Baltimore, 1/12/13 (2 OT)
79	vs. N.Y. Jets, 1/17/99
66	vs. San Diego, 1/12/14
61	vs. Carolina, 2/7/16
42	vs. Pittsburgh, 1/17/16

MOST PUNT RETURN TOUCHDOWNS

1	vs. Baltimore, 1/12/13 (2 OT)
---	-------------------------------

KICKOFF RETURNS

MOST KICKOFF RETURNS

9	vs. San Francisco, 1/28/90
8	at Indianapolis, 1/9/05
6	at Indianapolis, 1/4/04
	vs. Jacksonville, 1/4/97
	at L.A. Raiders, 1/9/94
	at Seattle, 12/24/83
	at Pittsburgh, 12/30/78
	vs. Dallas, 1/15/78

POSTSEASON TEAM RECORDS — TURNOVERS / PENALTIES / DEFENSE

MOST YARDS ON KICKOFF RETURNS

196	vs. San Francisco, 1/28/90
188	at Indianapolis, 1/9/05
173	vs. Dallas, 1/15/78
171	vs. Baltimore, 1/12/13 (2 OT)
133	at Indianapolis, 1/4/04
123	vs. Jacksonville, 1/4/97
121	vs. Pittsburgh, 1/22/06
119	vs. Pittsburgh, 1/7/90
118	at Seattle, 12/24/83

MOST KICKOFF RETURN TOUCHDOWNS

1	vs. Baltimore, 1/12/13 (2 OT)
---	-------------------------------

FIELD GOALS

MOST FIELD GOALS ATTEMPTED

5	vs. Pittsburgh, 1/17/16
4	vs. New England, 1/19/14
	vs. Atlanta, 1/31/99
	vs. Cleveland, 1/14/90
	vs. N.Y. Giants, 1/25/87
3	Eight times (last: vs. Carolina, 2/7/16)

MOST FIELD GOALS MADE

5	vs. Pittsburgh, 1/17/16
4	vs. New England, 1/19/14
3	vs. Carolina, 2/7/16
	vs. Pittsburgh, 1/8/12 (OT)
	vs. N.Y. Jets, 1/17/99
	vs. Cleveland, 1/14/90
	at Cleveland, 1/11/87 (OT)

FUMBLES

MOST BRONCOS FUMBLES

4	vs. Seattle, 2/2/14
	at Kansas City, 1/4/98
	at Buffalo, 1/12/92
	vs. Dallas, 1/15/78
3	Five times (last: vs. Carolina, 2/7/16)

MOST BRONCOS FUMBLES LOST

4	vs. Dallas, 1/15/78
2	Seven times (last: vs. Seattle, 2/2/14)

MOST OPPONENT FUMBLES

6	vs. Dallas, 1/15/78
4	vs. Carolina, 2/7/16
	vs. N.Y. Jets, 1/17/99
	at Pittsburgh, 12/30/78
3	Six times (last: vs. New England, 1/14/06)

MOST OPPONENT FUMBLES RECOVERED

4	vs. N.Y. Jets, 1/17/99
3	vs. Carolina, 2/7/16
	vs. New England, 1/14/06
	vs. Cleveland, 1/17/88
2	Five times (last: vs. Green Bay, 1/25/98)

TURNOVERS

MOST TAKEAWAYS

6	vs. N.Y. Jets, 1/17/99 (2 INT / 4 FUM)
---	--

MOST GIVEAWAYS

8	vs. Dallas, 1/15/78 (4 INT / 4 FUM)
---	-------------------------------------

BEST TAKEAWAY RATIO

+6	vs. N.Y. Jets, 1/17/99 (6 Takeaways / 0 Giveaways)
----	--

WORST TAKEAWAY RATIO

-6	vs. Dallas, 1/15/78 (2 Takeaways / 8 Giveaways)
----	---

PENALTIES

MOST PENALTIES

10	vs. Baltimore, 1/12/13 (2 OT)
	at L.A. Raiders, 1/9/94
9	vs. Jacksonville, 12/27/97
8	Five times (Last: at Kansas City, 1/4/98)

MOST YARDS PENALIZED

104	at Pittsburgh, 12/30/78
97	at L.A. Raiders, 1/9/94
94	vs. Jacksonville, 12/27/97
87	vs. Baltimore, 1/12/13 (2 OT)
70	vs. Houston, 1/4/92
	at Houston, 12/23/79
65	vs. Green Bay, 1/25/98
64	at Kansas City, 1/4/98
	vs. Jacksonville, 1/4/97
61	vs. Atlanta, 1/31/99

FEWEST PENALTIES

0	vs. San Francisco, 1/28/90
1	vs. Cleveland, 1/14/90
	vs. Pittsburgh, 12/30/84
2	vs. Indianapolis, 1/11/15
	vs. Pittsburgh, 1/7/90
3	Two times (last: vs. New England, 1/4/87)

FEWEST YARDS PENALIZED

0	vs. San Francisco, 1/28/90
5	vs. Cleveland, 1/14/90
	vs. Pittsburgh, 12/30/84
8	vs. Indianapolis, 1/11/15
19	vs. Pittsburgh, 1/7/90
20	Four times (last: vs. Pittsburgh, 1/22/06)

TOTAL DEFENSE

FEWEST TOTAL PLAYS ALLOWED

49	vs. San Diego, 1/12/14
	vs. Jacksonville, 12/27/97
51	vs. Miami, 1/9/99
53	at L.A. Raiders, 1/9/94
	at Seattle, 12/24/83
54	at Indianapolis, 1/4/04
	vs. New England, 1/4/87
55	vs. Seattle, 2/2/14
	at Baltimore, 12/31/00
	vs. Houston, 1/4/92

FEWEST TOTAL YARDS ALLOWED

213	at Buffalo, 1/12/92 (104 rush/109 pass)
237	vs. Jacksonville, 12/27/97 (50/187)
240	at Baltimore, 12/31/00 (122/118)
252	vs. Miami, 1/9/99 (14/238)
256	vs. Cleveland, 1/14/90 (66/190)
259	vs. San Diego, 1/12/14 (65/194)
271	vs. New England, 1/4/87 (121/150)
282	at Houston, 12/23/79 (135/147)
298	vs. Oakland, 1/1/78 (94/204)
303	at Kansas City, 1/4/98 (77/226)

LOWEST AVERAGE YIELD PER PLAY

3.5	at Buffalo, 1/12/92 (63-213)
4.0	vs. Pittsburgh, 12/24/77 (76-304)
4.1	vs. Cleveland, 1/14/90 (62-256)
4.1	vs. Oakland, 1/1/78 (72-298)

SCORING DEFENSE

FEWEST POINTS ALLOWED

3	vs. Miami, 1/9/99
10	vs. Carolina, 2/7/16
	vs. N.Y. Jets, 1/17/99
	at Kansas City, 1/4/98
	at Buffalo, 1/12/92
	vs. Houston, 1/10/88
13	vs. New England, 1/14/06
	at Houston, 12/23/79
16	vs. Pittsburgh, 1/17/16
	vs. New England, 1/19/14
17	vs. San Diego, 1/12/14
	vs. Jacksonville, 12/27/97
	vs. New England, 1/4/87
	vs. Oakland, 1/1/78

POSTSEASON TEAM RECORDS — DEFENSE / MISCELLANEOUS

RUSHING DEFENSE

FEWEST RUSHES ALLOWED

13	vs. N.Y. Jets, 1/17/99
	vs. Miami, 1/9/99
14	vs. Jacksonville, 12/27/97
	vs. Cleveland, 1/14/90
16	vs. New England, 1/19/14
17	vs. New England, 1/24/16
18	vs. San Diego, 1/12/14
19	vs. Pittsburgh, 1/17/17
	vs. Houston, 1/4/92
20	vs. Green Bay, 1/25/98

FEWEST RUSHING YARDS ALLOWED

14	vs. N.Y. Jets, 1/17/99
	vs. Miami, 1/9/99
44	vs. New England, 1/24/16
50	vs. Jacksonville, 12/27/97
64	vs. New England, 1/19/14
65	vs. San Diego, 1/12/14
66	vs. Cleveland, 1/14/90
73	vs. Houston, 1/10/88
76	at Indianapolis, 1/9/05
77	at Kansas City, 1/4/98

LOWEST AVERAGE YIELD PER RUSH (MIN. 10 RUSHES)

1.1	vs. N.Y. Jets, 1/17/99 (13-14)
	vs. Miami, 1/9/99 (13-14)
2.6	vs. New England, 1/24/16 (17-44)
2.6	vs. Oakland, 1/1/78 (36-94)
2.7	vs. Pittsburgh, 1/22/06 (33-90)
2.8	vs. Houston, 1/10/88 (26-73)
3.0	at Buffalo, 1/12/92 (35-104)
3.0	at Cleveland, 1/11/87 (33-100) (OT)

PASSING DEFENSE

FEWEST PASS ATTEMPTS ALLOWED

13	at Seattle, 12/24/83
15	at Baltimore, 12/31/00
19	at L.A. Raiders, 1/9/94
22	at Houston, 12/23/79
24	vs. New England, 1/4/87
25	at Buffalo, 1/12/92
	vs. N.Y. Giants, 1/25/87
26	vs. Seattle, 2/2/14
27	vs. San Diego, 1/12/14
28	Two times (last: vs. Pittsburgh, 12/30/84)

FEWEST COMPLETIONS ALLOWED

9	at Baltimore, 12/31/00
10	at Houston, 12/23/79
12	at Seattle, 12/24/83
13	at L.A. Raiders, 1/9/94
	at Buffalo, 1/12/92
	vs. New England, 1/4/87
16	at Pittsburgh, 12/30/78
17	Two times (last: vs. Pittsburgh, 12/30/84)

LOWEST COMPLETION PCT. ALLOWED (MIN. 10 ATTEMPTS)

.432	vs. Cleveland, 1/14/90 (19-44)
.439	vs. Carolina, 2/7/16 (18-41)
.455	at Houston, 12/23/79 (10-22)
.482	vs. New England, 1/24/16 (27-56)
.486	vs. Oakland, 1/1/78 (17-35)
.500	at Pittsburgh, 1/11/98 (18-36)
.514	vs. Pittsburgh, 12/24/77 (19-37)
.520	at Buffalo, 1/12/92 (13-25)
.529	vs. Baltimore, 1/12/13 (2 OT) (18-34)
.542	vs. New England, 1/4/87 (13-24)

FEWEST YARDS PASSING ALLOWED (NET YARDS)

109	at Buffalo, 1/12/92
118	at Baltimore, 12/31/00
147	at Houston, 12/23/79
150	vs. New England, 1/4/87
177	vs. Pittsburgh, 12/24/77
179	at Seattle, 12/24/83
182	vs. Dallas, 1/15/78
187	vs. Jacksonville, 12/27/97
190	vs. Cleveland, 1/14/90
193	at Pittsburgh, 1/11/98

MOST OPPONENT PASSES INTERCEPTED

3	vs. Atlanta, 1/31/99
	at Pittsburgh, 1/11/98
	vs. Cleveland, 1/14/90
	vs. Pittsburgh, 12/24/77
2	Nine times (last: vs. New England, 1/24/16)

MOST YARDS ON INTERCEPTION RETURNS

136	vs. Atlanta, 1/31/99
105	vs. New England, 1/14/06
75	vs. Houston, 1/10/88
64	vs. Pittsburgh, 12/24/77
48	vs. N.Y. Jets, 1/17/99
	vs. Miami, 1/9/99

MOST SACKS

7	vs. Carolina, 2/7/16
6	vs. New England, 1/4/87
5	vs. Dallas, 1/15/78
4	vs. New England, 1/24/16
	vs. San Diego, 1/12/14
	at Kansas City, 1/4/98
	vs. Cleveland, 1/14/90

MOST YARDS ON SACKS

68	vs. Carolina, 2/7/16
44	vs. New England, 1/4/87
35	vs. Dallas, 1/15/78
34	at Kansas City, 1/4/98
28	vs. Pittsburgh, 1/17/16

PUNTING

MOST OPPONENT PUNTS

10	at Baltimore, 12/31/00
9	vs. New England, 1/4/87
8	vs. Baltimore, 1/12/13 (2 OT)
	at Buffalo, 1/12/92
	vs. Cleveland, 1/14/90
7	vs. Carolina, 2/7/16
	vs. N.Y. Jets, 1/17/99

LOWEST OPPONENT PUNTING AVERAGE (MIN. 4 PUNTS)

29.5	vs. Jacksonville, 12/27/97 (4-118)
35.5	vs. Green Bay, 1/25/98 (4-142)
36.0	vs. Oakland, 1/1/78 (5-180)
37.0	vs. Pittsburgh, 1/22/06 (4-148)
37.5	vs. Washington, 1/31/88 (4-150)

FIRST DOWNS

FEWEST OPPONENT FIRST DOWNS

12	at Buffalo, 1/12/92
	vs. New England, 1/4/87
13	vs. San Diego, 1/12/14
	at Baltimore, 12/31/00
14	vs. Miami, 1/9/99
	vs. Jacksonville, 12/27/97
	vs. Cleveland, 1/14/90
15	vs. New England, 1/14/06
16	vs. Pittsburgh, 1/17/16

FEWEST OPPONENT RUSHING FIRST DOWNS

1	vs. San Diego, 1/12/14
	vs. N.Y. Jets, 1/17/99
	vs. Miami, 1/9/99
3	vs. New England, 1/24/16
	vs. New England, 1/14/06
	vs. Jacksonville, 12/27/97
	vs. Cleveland, 1/14/90
4	vs. Carolina, 2/7/16
	vs. New England, 1/19/14
	vs. Baltimore, 1/12/13 (2 OT)
	vs. Green Bay, 1/25/98
	at Kansas City, 1/4/98
	at Cleveland, 1/11/87 (OT)

FEWEST OPPONENT PASSING FIRST DOWNS

5	at Buffalo, 1/12/92
---	---------------------

ALL-TIME 1,000-YARD RUSHING SEASONS

Player	Year	Att.	Yards	Avg.	TD
Floyd Little	1971	284	1,153	4.0	6
Otis Armstrong	1974	263	1,407	5.3	8
Otis Armstrong	1976	247	1,008	4.1	5
Sammy Winder	1984	296	1,153	3.9	4
Bobby Humphrey	1989	294	1,151	3.9	7
Bobby Humphrey	1990	292	1,202	4.1	7
Gaston Green	1991	261	1,037	4.0	7
Terrell Davis	1995	237	1,117	4.7	7
Terrell Davis	1996	345	1,538	4.5	13
Terrell Davis	1997	369	1,750	4.7	15
Terrell Davis	1998	392	2,008	5.1	21
Olandis Gary	1999	276	1,159	4.2	7
Mike Anderson	2000	297	1,487	5.0	15
Clinton Portis	2002	273	1,508	5.5	15
Clinton Portis	2003	290	1,591	5.5	14
Reuben Droughns	2004	275	1,240	4.5	6
Mike Anderson	2005	239	1,014	4.2	12
Tatum Bell	2006	233	1,025	4.4	2
Willis McGahee	2011	249	1,199	4.8	4
Knowshon Moreno	2013	241	1,038	4.3	10
C.J. Anderson	2017	245	1,007	4.1	3
Phillip Lindsay	2018	192	1,037	5.4	7
Phillip Lindsay	2019	206	1,011	5.4	7
TOTALS (23) — Terrell Davis 4, Mike Anderson 2, Otis Armstrong 2, Bobby Humphrey 2, Clinton Portis 2, Phillip Lindsay 2, C.J. Anderson 1, Tatum Bell 1, Reuben Droughns 1, Olandis Gary 1, Gaston Green 1, Floyd Little 1, Willis McGahee 1, Knowshon Moreno 1, Sammy Winder 1.					

ALL-TIME 1,000-YARD RECEIVING SEASONS

Player	Year	Rec.	Yards	Avg.	TD
Lionel Taylor	1960	92	1,235	13.4	12
Lionel Taylor	1961	100	1,176	11.8	14
Lionel Taylor	1963	79	1,101	14.1	10
Lionel Taylor	1965	85	1,131	13.3	6
Steve Watson	1981	60	1,244	20.7	13
Steve Watson	1983	59	1,133	19.2	7
Steve Watson	1984	69	1,170	17.0	7
Vance Johnson	1989	76	1,056	14.4	7
Anthony Miller	1994	60	1,107	18.5	5
Shannon Sharpe	1994	87	1,010	11.6	4
Anthony Miller	1995	39	1,079	27.7	14
Shannon Sharpe	1996	40	1,079	27.0	10
Rod Smith	1997	70	1,180	16.9	12
Shannon Sharpe	1997	72	1,107	15.4	3
Rod Smith	1998	86	1,222	14.2	6
Ed McCaffrey	1998	94	1,053	11.2	10
Rod Smith	1999	71	1,020	12.9	4
Ed McCaffrey	1999	71	1,018	14.3	7
Rod Smith	2000	100	1,602	16.0	8
Ed McCaffrey	2000	101	1,177	11.7	9
Rod Smith	2001	113	1,343	11.9	11
Rod Smith	2002	89	1,027	11.5	5
Rod Smith	2004	79	1,144	14.5	7
Ashley Lelie	2004	84	1,084	12.9	7
Rod Smith	2005	85	1,105	13.0	6
Javon Walker	2006	69	1,084	15.7	8
Brandon Marshall	2007	102	1,325	13.0	7
Brandon Marshall	2008	101	1,410	14.0	23
Brandon Marshall	2009	101	1,250	12.4	10
Brandon Lloyd	2010	77	1,448	18.8	11
Demaryius Thomas	2012	94	1,434	15.3	13
Eric Decker	2013	85	1,067	12.6	13
Demaryius Thomas	2013	102	1,430	14.0	14
Eric Decker	2013	87	1,288	14.8	11
Demaryius Thomas	2014	111	1,619	14.6	11
Emmanuel Sanders	2014	101	1,404	13.9	9
Demaryius Thomas	2015	105	1,406	13.4	14
Emmanuel Sanders	2015	76	1,135	14.9	6
Demaryius Thomas	2016	90	1,083	12.0	5
Emmanuel Sanders	2016	79	1,032	13.1	8
Courtland Sutton	2019	72	1,112	15.4	6
TOTALS (41) — Rod Smith 8, Demaryius Thomas 5, Lionel Taylor 4, Brandon Marshall 3, Ed McCaffrey 3, Shannon Sharpe 3, Steve Watson 3, Emmanuel Sanders 3, Eric Decker 2, Anthony Miller 2, Vance Johnson 1, Ashley Lelie 1, Brandon Lloyd 1, Courtland Sutton 1, Javon Walker 1.					

ALL-TIME 3,000-YARD PASSING SEASONS

Player	Year	Att.	Cmp.	Pct.	Yards	TD	INT	Rtg.
Frank Tripucka	1960	478	248	51.9	3,038	24	34	58.9
Craig Morton	1981	376	225	59.8	3,195	21	14	90.5
John Elway	1985	505	327	64.7	3,891	22	23	70.2
John Elway	1986	504	280	55.6	3,485	19	13	79.0
John Elway	1987	410	224	54.6	3,198	19	12	83.4
John Elway	1988	496	274	55.2	3,309	17	19	71.4
John Elway	1989	416	223	53.6	3,051	18	18	73.7
John Elway	1990	502	294	58.6	3,526	15	14	78.5
John Elway	1991	451	242	53.7	3,253	13	12	75.4
John Elway	1993	551	348	63.2	4,030	25	10	92.8
John Elway	1994	494	307	62.1	3,490	16	10	85.7
John Elway	1995	542	316	58.3	3,970	26	14	86.4
John Elway	1996	466	287	61.6	3,328	26	14	89.2
John Elway	1997	502	280	55.8	3,635	27	11	87.5
Brian Griese	1999	452	261	57.7	3,032	14	14	75.8
Brian Griese	2002	436	291	66.7	3,214	15	15	85.6
Jake Plummer	2004	521	303	58.2	4,089	27	20	84.5
Jake Plummer	2005	456	277	60.7	3,366	18	7	90.2
Jay Cutler	2007	467	297	63.6	3,497	20	14	88.1
Jay Cutler	2008	616	384	62.3	4,526	25	18	86.0
Kyle Orton	2009	541	336	62.1	3,802	21	12	86.8
Kyle Orton	2010	498	293	58.8	3,653	20	9	87.5
Peyton Manning	2012	583	400	68.6	4,659	37	11	105.9
Peyton Manning	2013	659	450	68.3	5,477	55	10	115.1
Peyton Manning	2014	597	395	66.2	4,727	39	15	101.5
Trevor Siemian	2016	486	289	59.5	3,400	18	10	84.6
Case Keenum	2018	586	365	62.3	3,840	18	15	81.2
TOTALS (27) — John Elway 12, Peyton Manning 3, Jay Cutler 2, Brian Griese 2, Jake Plummer 2, Kyle Orton 2, Case Keenum 1, Craig Morton 1, Trevor Siemian 1, Frank Tripucka 1.								

OUTSTANDING PERFORMANCES

A Complete List of Denver's 100-Yard Rushing, 100-Yard Receiving and 300-Yard Passing Performances along with 100-Yard Rushing Halves and 100-Yard Rushing Quarters

100-Yard Rushing Games — 213 Total (204 regular season / 9 postseason)

Player	Performance	Date, Opponent
Don Stone	17-104, 1 TD	Oct. 6, 1963, vs. San Diego
Billy Joe	20-105, 0 TD	Nov. 17, 1963, vs. N.Y. Jets
Billy Joe	16-108, 1 TD	Nov. 15, 1964, vs. N.Y. Jets
Cookie Gilchrist	32-142, 0 TD	Sept. 24, 1965, at Boston
Cookie Gilchrist	16-119, 0 TD	Nov. 14, 1965, at Houston
Floyd Little	25-126, 1 TD	Oct. 27, 1968, vs. Miami
Floyd Little	30-147, 1 TD	Nov. 3, 1968, at Boston
Floyd Little	21-105, 1 TD	Sept. 14, 1969, vs. Boston
Floyd Little	15-104, 1 TD	Sept. 21, 1969, vs. N.Y. Jets
Floyd Little	29-166, 1 TD	Oct. 19, 1969, at Cincinnati
Floyd Little	16-140, 1 TD	Oct. 25, 1970, at San Francisco
Bobby Anderson	25-106, 1 TD	Oct. 17, 1971, vs. San Diego
Floyd Little	25-113, 1 TD	Oct. 24, 1971, at Cleveland
Floyd Little	24-123, 1 TD	Oct. 31, 1971, at Philadelphia
Floyd Little	22-101, 0 TD	Nov. 14, 1971, vs. Cincinnati
Floyd Little	29-125, 0 TD	Dec. 5, 1971, vs. Chicago
Floyd Little	22-101, 0 TD	Sept. 17, 1972, vs. Houston
Floyd Little	18-100, 2 TD	Oct. 15, 1972, vs. Minnesota
Floyd Little	14-124, 1 TD	Nov. 5, 1972, at N.Y. Giants
Floyd Little	19-123, 1 TD	Oct. 14, 1973, at Houston
Joe Dawkins	30-117, 0 TD	Oct. 28, 1973, at N.Y. Jets
Floyd Little	22-109, 2 TD	Nov. 11, 1973, vs. San Diego
Otis Armstrong	19-131, 0 TD	Sept. 22, 1974, vs. Pittsburgh
Otis Armstrong	17-142, 1 TD	Oct. 27, 1974, at Cleveland
Otis Armstrong	19-110, 1 TD	Nov. 10, 1974, at Baltimore
Otis Armstrong	29-146, 0 TD	Nov. 24, 1974, at Oakland
Jon Keyworth	15-148, 1 TD	Nov. 24, 1974, at Oakland
Otis Armstrong	24-144, 1 TD	Nov. 28, 1974, at Detroit
Otis Armstrong	31-183, 3 TD	Dec. 8, 1974, vs. Houston
Otis Armstrong	18-142, 0 TD	Dec. 15, 1974, at San Diego
Jon Keyworth	20-132, 0 TD	Nov. 30, 1975, vs. San Diego
Otis Armstrong	16-101, 1 TD	Oct. 24, 1976, at Kansas City
Otis Armstrong	18-116, 0 TD	Nov. 7, 1976, vs. Tampa Bay
Otis Armstrong	26-116, 1 TD	Dec. 12, 1976, at Chicago
Norris Weese	12-120, 0 TD	Dec. 12, 1976, at Chicago
Otis Armstrong	21-120, 0 TD	Nov. 20, 1977, at Kansas City
Rob Lytle	16-110, 1 TD	Nov. 19, 1978, vs. Green Bay
Rob Lytle	18-102, 1 TD	Nov. 25, 1979, vs. Oakland
Otis Armstrong	22-107, 1 TD	Oct. 13, 1980, vs. Washington
Otis Armstrong	25-106, 1 TD	Oct. 26, 1980, at N.Y. Giants
Sammy Winder	20-119, 0 TD	Sept. 25, 1983, vs. L.A. Raiders
Sammy Winder	29-165, 0 TD	Oct. 9, 1983, at Houston
Sammy Winder	31-139, 1 TD	Sept. 23, 1984, vs. Kansas City
Sammy Winder	34-126, 0 TD	Oct. 28, 1984, at L.A. Raiders
Sammy Winder	20-103, 2 TD	Sept. 29, 1985, vs. Miami
Sammy Winder	20-104, 2 TD	Sept. 21, 1986, at Philadelphia
Sammy Winder	19-102, 0 TD	Jan. 4, 1987, vs. New England*
Joe Dudek	23-128, 2 TD	Oct. 12, 1987, vs. L.A. Raiders
Tony Dorsett	23-113, 1 TD	Sept. 11, 1988, vs. San Diego
Tony Dorsett	32-119, 2 TD	Sept. 26, 1988, vs. L.A. Raiders
Sammy Winder	17-100, 0 TD	Oct. 9, 1988, at San Francisco
Bobby Humphrey	23-102, 1 TD	Oct. 8, 1989, vs. San Diego
Bobby Humphrey	25-105, 2 TD	Nov. 5, 1989, vs. Pittsburgh
Bobby Humphrey	31-110, 0 TD	Nov. 20, 1989, at Washington
Bobby Humphrey	31-125, 0 TD	Dec. 3, 1989, at L.A. Raiders
Bobby Humphrey	23-128, 0 TD	Dec. 16, 1989, at Phoenix
Bobby Humphrey	19-132, 2 TD	Sept. 17, 1990, vs. Kansas City
Bobby Humphrey	25-129, 0 TD	Sept. 23, 1990, vs. Seattle
Bobby Humphrey	34-177, 1 TD	Sept. 30, 1990, at Buffalo
Bobby Humphrey	20-106, 1 TD	Oct. 8, 1990, vs. Cleveland
Gaston Green	24-116, 0 TD	Sept. 1, 1991, vs. Cincinnati
Gaston Green	24-127, 3 TD	Sept. 22, 1991, vs. San Diego
Gaston Green	26-158, 0 TD	Sept. 29, 1991, at Minnesota
Greg Lewis	19-111, 1 TD	Nov. 3, 1991, vs. Pittsburgh
Gaston Green	18-103, 0 TD	Nov. 10, 1991, vs. L.A. Raiders
Gaston Green	24-133, 1 TD	Nov. 17, 1991, at Kansas City
Rod Bernstine	23-101, 0 TD	Oct. 18, 1993, vs. L.A. Raiders
Rod Bernstine	21-103, 0 TD	Dec. 18, 1993, at Chicago
Leonard Russell	24-103, 0 TD	Oct. 9, 1994, at Seattle
Leonard Russell	19-109, 1 TD	Nov. 13, 1994, vs. Seattle

100-Yard Rushing Games, cont.

Player	Performance	Date	Opponent
Terrell Davis	22-135, 1 TD	Nov. 5, 1995	vs. Arizona
Terrell Davis	30-176, 1 TD	Nov. 19, 1995	vs. San Diego
Terrell Davis	19-110, 1 TD	Nov. 26, 1995	at Houston
Glyn Milburn	18-131, 0 TD	Dec. 10, 1995	vs. Seattle
Aaron Craver	20-108, 1 TD	Dec. 24, 1995	at Oakland
Terrell Davis	28-111, 0 TD	Sept. 8, 1996	at Seattle
Terrell Davis	22-137, 1 TD	Sept. 15, 1996	vs. Tampa Bay
Terrell Davis	19-141, 2 TD	Sept. 22, 1996	at Kansas City
Terrell Davis	24-112, 0 TD	Sept. 29, 1996	at Cincinnati
Terrell Davis	28-194, 2 TD	Oct. 20, 1996	vs. Baltimore
Terrell Davis	32-154, 2 TD	Nov. 17, 1996	at New England
Terrell Davis	26-106, 1 TD	Dec. 1, 1996	at Seattle
Terrell Davis	26-101, 1 TD	Aug. 31, 1997	vs. Kansas City
Terrell Davis	21-107, 1 TD	Sept. 7, 1997	at Seattle
Terrell Davis	21-103, 0 TD	Sept. 14, 1997	vs. St. Louis
Terrell Davis	27-215, 1 TD	Sept. 21, 1997	vs. Cincinnati
Terrell Davis	32-171, 2 TD	Oct. 6, 1997	vs. New England
Terrell Davis	42-207, 1 TD	Oct. 26, 1997	at Buffalo
Terrell Davis	21-101, 0 TD	Nov. 2, 1997	vs. Seattle
Terrell Davis	21-104, 0 TD	Nov. 9, 1997	vs. Carolina
Terrell Davis	34-127, 0 TD	Nov. 16, 1997	at Kansas City
Terrell Davis	26-178, 1 TD	Nov. 30, 1997	at San Diego
Terrell Davis	31-184, 2 TD	Dec. 27, 1997	vs. Jacksonville*
Derek Loville	11-103, 2 TD	Dec. 27, 1997	vs. Jacksonville*
Terrell Davis	25-101, 2 TD	Jan. 4, 1998	at Kansas City*
Terrell Davis	26-139, 1 TD	Jan. 11, 1998	at Pittsburgh*
Terrell Davis	30-157, 3 TD	Jan. 25, 1998	vs. Green Bay†
Terrell Davis	23-191, 3 TD	Sept. 13, 1998	vs. Dallas
Terrell Davis	28-104, 0 TD	Sept. 20, 1998	at Oakland
Terrell Davis	21-119, 1 TD	Sept. 27, 1998	at Washington
Terrell Davis	20-168, 2 TD	Oct. 4, 1998	vs. Philadelphia
Terrell Davis	30-208, 1 TD	Oct. 11, 1998	at Seattle
Terrell Davis	31-136, 3 TD	Oct. 25, 1998	vs. Jacksonville
Terrell Davis	27-149, 2 TD	Nov. 1, 1998	at Cincinnati
Terrell Davis	18-111, 1 TD	Nov. 16, 1998	at Kansas City
Terrell Davis	31-162, 1 TD	Nov. 22, 1998	vs. Oakland
Terrell Davis	28-147, 1 TD	Dec. 13, 1998	at N.Y. Giants
Terrell Davis	29-178, 0 TD	Dec. 27, 1998	vs. Seattle
Terrell Davis	21-199, 2 TD	Jan. 9, 1999	vs. Miami*
Terrell Davis	32-167, 1 TD	Jan. 17, 1999	vs. N.Y. Jets*
Terrell Davis	25-102, 0 TD	Jan. 31, 1999	vs. Atlanta ³
Olandis Gary	37-124, 1 TD	Oct. 17, 1999	vs. Green Bay
Olandis Gary	30-108, 2 TD	Nov. 7, 1999	at San Diego
Olandis Gary	22-183, 0 TD	Dec. 19, 1999	vs. Seattle
Olandis Gary	29-185, 1 TD	Dec. 25, 1999	at Detroit
Mike Anderson	31-131, 2 TD	Sept. 10, 2000	vs. Atlanta
Mike Anderson	32-187, 0 TD	Sept. 17, 2000	at Oakland
Mike Anderson	20-103, 1 TD	Oct. 15, 2000	vs. Cleveland
Terrell Davis	33-115, 1 TD	Nov. 5, 2000	at N.Y. Jets
Mike Anderson	30-195, 2 TD	Nov. 26, 2000	at Seattle
Mike Anderson	37-251, 4 TD	Dec. 3, 2000	at New Orleans
Mike Anderson	29-131, 2 TD	Dec. 10, 2000	vs. Seattle
Terrell Davis	21-101, 0 TD	Sept. 10, 2001	vs. N.Y. Giants
Mike Anderson	22-155, 1 TD	Oct. 7, 2001	vs. Kansas City
Mike Anderson	33-118, 1 TD	Nov. 22, 2001	at Dallas
Terrell Davis	19-109, 0 TD	Dec. 9, 2001	vs. Seattle
Clinton Portis	18-103, 1 TD	Sept. 22, 2002	vs. Buffalo
Clinton Portis	20-102, 0 TD	Oct. 6, 2002	vs. San Diego
Clinton Portis	26-111, 2 TD	Oct. 27, 2002	at New England
Clinton Portis	23-136, 0 TD	Nov. 17, 2002	at Seattle
Clinton Portis	23-159, 2 TD	Dec. 1, 2002	at San Diego
Clinton Portis	24-103, 0 TD	Dec. 8, 2002	at N.Y. Jets
Clinton Portis	21-130, 3 TD	Dec. 15, 2002	vs. Kansas City
Clinton Portis	24-228, 2 TD	Dec. 29, 2002	vs. Arizona
Clinton Portis	24-120, 2 TD	Sept. 7, 2003	at Cincinnati
Clinton Portis	12-129, 0 TD	Sept. 14, 2003	at San Diego
Clinton Portis	23-141, 1 TD	Oct. 5, 2003	at Kansas City
Clinton Portis	25-117, 1 TD	Oct. 19, 2003	at Minnesota
Clinton Portis	26-111, 1 TD	Nov. 3, 2003	vs. New England
Clinton Portis	25-106, 0 TD	Nov. 16, 2003	vs. San Diego
Clinton Portis	14-165, 0 TD	Nov. 23, 2003	vs. Chicago
Clinton Portis	34-170, 2 TD	Nov. 30, 2003	at Oakland
Clinton Portis	22-218, 5 TD	Dec. 7, 2003	vs. Kansas City
Clinton Portis	38-139, 2 TD	Dec. 14, 2003	vs. Cleveland
Quentin Griffin	28-136, 0 TD	Dec. 21, 2003	at Indianapolis
Quentin Griffin	23-156, 2 TD	Sept. 12, 2004	vs. Kansas City
Reuben Droughns	30-193, 0 TD	Oct. 10, 2004	vs. Carolina
Reuben Droughns	38-176, 1 TD	Oct. 17, 2004	at Oakland
Reuben Droughns	24-110, 0 TD	Oct. 25, 2004	at Cincinnati
Reuben Droughns	29-120, 0 TD	Nov. 7, 2004	vs. Houston
Reuben Droughns	28-166, 1 TD	Nov. 21, 2004	at New Orleans
Reuben Droughns	28-102, 1 TD	Nov. 28, 2004	vs. Oakland
Tatum Bell	17-123, 2 TD	Dec. 12, 2004	vs. Miami

100-Yard Rushing Games, cont.

Player	Performance	Date	Opponent
Mike Anderson	23-115, 0 TD	Oct. 2, 2005	at Jacksonville
Tatum Bell	12-127, 2 TD	Oct. 9, 2005	vs. Washington
Tatum Bell	13-114, 1 TD	Oct. 16, 2005	vs. New England
Mike Anderson	24-120, 1 TD	Oct. 23, 2005	at N.Y. Giants
Mike Anderson	21-126, 1 TD	Oct. 30, 2005	vs. Philadelphia
Tatum Bell	14-107, 2 TD	Oct. 30, 2005	vs. Philadelphia
Mike Anderson	26-113, 3 TD	Nov. 20, 2005	vs. N.Y. Jets
Tatum Bell	15-103, 0 TD	Sept. 10, 2006	at St. Louis
Tatum Bell	27-123, 0 TD	Sept. 24, 2006	at New England
Tatum Bell	24-115, 1 TD	Oct. 22, 2006	at Cleveland
Mike Bell	15-136, 2 TD	Oct. 29, 2006	vs. Indianapolis
Tatum Bell	23-133, 0 TD	Dec. 3, 2006	vs. Seattle
Tatum Bell	17-116, 0 TD	Dec. 10, 2006	at San Diego
Travis Henry	23-139, 0 TD	Sept. 9, 2007	at Buffalo
Travis Henry	26-128, 0 TD	Sept. 16, 2007	vs. Oakland
Travis Henry	26-131, 0 TD	Sept. 30, 2007	at Indianapolis
Selvin Young	20-109, 1 TD	Nov. 11, 2007	at Kansas City
Selvin Young	17-156, 0 TD	Dec. 9, 2007	vs. Kansas City
Michael Pittman	20-109, 0 TD	Oct. 12, 2008	vs. Jacksonville
Peyton Hillis	22-129, 1 TD	Nov. 30, 2008	at N.Y. Jets
Correll Buckhalter	14-108, 0 TD	Sept. 27, 2009	at Oakland
Correll Buckhalter	12-113, 0 TD	Dec. 6, 2009	at Kansas City
Knowshon Moreno	22-106, 0 TD	Nov. 14, 2010	vs. Kansas City
Knowshon Moreno	23-161, 0 TD	Dec. 5, 2010	at Kansas City
Willis McGahee	28-101, 1 TD	Sept. 18, 2011	vs. Cincinnati
Willis McGahee	15-103, 0 TD	Oct. 2, 2011	at Green Bay
Willis McGahee	16-125, 0 TD	Oct. 9, 2011	vs. San Diego
Willis McGahee	20-163, 2 TD	Nov. 6, 2011	at Oakland
Tim Tebow	13-118, 0 TD	Nov. 6, 2011	at Oakland
Willis McGahee	23-117, 0 TD	Nov. 27, 2011	at San Diego
Willis McGahee	20-111, 1 TD	Dec. 4, 2011	at Minnesota
Willis McGahee	28-145, 0 TD	Jan. 1, 2012	vs. Kansas City
Willis McGahee	22-113, 2 TD	Sept. 17, 2012	at Atlanta
Willis McGahee	19-112, 1 TD	Sept. 30, 2012	vs. Oakland
Willis McGahee	23-122, 1 TD	Oct. 28, 2012	vs. New Orleans
Knowshon Moreno	32-119, 1 TD	Dec. 6, 2012	at Oakland
Knowshon Moreno	21-115, 1 TD	Dec. 16, 2012	at Baltimore
Knowshon Moreno	37-224, 1 TD	Nov. 24, 2013	at New England
Montee Ball	13-117, 0 TD	Dec. 1, 2013	at Kansas City
Ronnie Hillman	24-100, 0 TD	Oct. 12, 2014	at N.Y. Jets
Ronnie Hillman	20-109, 0 TD	Oct. 23, 2014	at San Diego
C.J. Anderson	27-167, 1 TD	Nov. 23, 2014	vs. Miami
C.J. Anderson	32-168, 0 TD	Nov. 30, 2014	at Kansas City
Ronnie Hillman	11-103, 1 TD	Oct. 4, 2015	vs. Minnesota
Ronnie Hillman	20-111, 0 TD	Oct. 18, 2015	at Cleveland
C.J. Anderson	15-113, 2 TD	Nov. 1, 2015	vs. Green Bay
Ronnie Hillman	21-102, 0 TD	Nov. 22, 2015	vs. Chicago
C.J. Anderson	15-113, 2 TD	Nov. 29, 2015	vs. New England
Ronnie Hillman	15-117, 1 TD	Jan. 5, 2016	vs. San Diego
C.J. Anderson	16-107, 1 TD	Oct. 24, 2016	vs. Houston
C.J. Anderson	25-118, 1 TD	Sept. 17, 2017	vs. Dallas
C.J. Anderson	30-158, 0 TD	Dec. 14, 2017	at Indianapolis
Phillip Lindsay	14-107, 0 TD	Aug. 16, 2018	vs. Oakland
Phillip Lindsay	14-110, 1 TD	Nov. 25, 2018	vs. Pittsburgh
Phillip Lindsay	19-157, 2 TD	Dec. 2, 2018	at Cincinnati
Phillip Lindsay	15-114, 1 TD	Oct. 6, 2019	at L.A. Chargers
Phillip Lindsay	19-109, 1 TD	Dec. 22, 2019	vs. Detroit
Melvin Gordon III	23-107, 2 TD	Oct. 1, 2020	at N.Y. Jets
Phillip Lindsay	23-101, 0 TD	Oct. 18, 2020	at New England
Melvin Gordon III	15-131, 0 TD	Dec. 6, 2020	at Kansas City

(*Denotes postseason game; †Denotes Super Bowl XXXII; ‡Denotes Super Bowl XXXIII)

TOTALS — Terrell Davis 41 (includes seven postseason games), Clinton Portis 18, Floyd Little 15, Otis Armstrong 13, Mike Anderson 12, Willis McGahee 10, Tatum Bell 9, Bobby Humphrey 9, Sammy Winder 8 (includes one postseason game), C.J. Anderson 7, Ronnie Hillman 6, Reuben Droughns 6, Phillip Lindsay 6, Gaston Green 5, Knowshon Moreno 5, Olandis Gary 4, Travis Henry 3, Rod Bernstine 2, Correll Buckhalter 2, Tony Dorsett 2, Cookie Gilchrist 2, Melvin Gordon III 2, Quentin Griffin 2, Billy Joe 2, Jon Keyworth 2, Rob Lytle 2, Leonard Russell 2, Selvin Young 2, Bobby Anderson 1, Montee Ball 1, Mike Bell 1, Aaron Craver 1, Joe Dawkins 1, Joe Dudek 1, Peyton Hillis 1, Greg Lewis 1, Derek Loville 1 (postseason), Glyn Milburn 1, Michael Pittman 1, Donnie Stone 1, Tim Tebow 1, Norris Weese 1.

Most 100-yard games, season

- 11—Terrell Davis, 1998
- 10—Clinton Portis, 2003
- 10—Terrell Davis, 1997
- 8—Clinton Portis, 2002
- 7—Willis McGahee, 2011
- 7—Terrell Davis, 1996
- 7—Otis Armstrong, 1974
- 6—Reuben Droughns, 2004
- 6—Mike Anderson, 2000
- 5—Tatum Bell, 2006
- 5—Gaston Green, 1991
- 5—Bobby Humphrey, 1989

Most Consecutive 100-yard games

- 7—Terrell Davis, 1998
- 6—Clinton Portis 2003
- 4—Terrell Davis, 1997 (3x; incl. 1 in postseason)
- 4—Terrell Davis, 1996
- 4—Bobby Humphrey, 1990
- 4—Otis Armstrong, 1974

Most 100-yard games by a rookie

- 8—Clinton Portis, 2002
- 6—Mike Anderson, 2000
- 5—Bobby Humphrey, 1989
- 4—Olandis Gary, 1999
- 3—Phillip Lindsay, 2018
- 3—Terrell Davis, 1995

OUTSTANDING PERFORMANCES. CONT.

100-Yard Rushing Halves — 45 Total (42 regular season / 3 postseason)

Rank	Player	Date	Opponent	Half	Carries	Half total	Game total
No. 1	Clinton Portis	Dec. 7, 2003	vs. Kansas City	2nd	10	188	218
No. 2	Olandis Gary	Dec. 25, 1999	at Detroit	2nd	21	174	185
No. 3	Terrell Davis	Oct. 4, 1998	vs. Philadelphia	1st	20	168	168
No. 4	Terrell Davis	Sept. 13, 1998	vs. Dallas	1st	12	154	191
No. 5	Mike Anderson	Nov. 26, 2000	at Seattle	2nd	18	153	195
No. 6	Mike Anderson	Dec. 3, 2000	at New Orleans	1st	17	146	251
No. 7	Willis McGahee	Nov. 6, 2011	at Oakland	2nd	12	145	163
No. 8	Selvin Young	Dec. 9, 2007	vs. Kansas City	1st	11	143	156
No. 9	Mike Bell	Oct. 29, 2006	vs. Indianapolis	2nd	14	135	136
	Terrell Davis	Oct. 11, 1998	at Seattle	2nd	15	135	208
No. 11	Terrell Davis	Sept. 21, 1997	vs. Cincinnati	2nd	12	130	215
	Terrell Davis	Sept. 22, 1996	at Kansas City	1st	14	130	141
No. 13	Clinton Portis	Sept. 14, 2003	at San Diego	1st	12	129	129
	Terrell Davis	Jan. 9, 1999	vs. Miami*	1st	16	129	199
No. 15	Terrell Davis	Oct. 26, 1997	at Buffalo	1st	21	124	207
No. 16	Clinton Portis	Dec. 29, 2002	vs. Arizona	1st	8	120	224
No. 17	Terrell Davis	Oct. 20, 1996	vs. Baltimore	1st	9	118	194
No. 18	Knowshon Moreno	Nov. 24, 2013	at New England	2nd	19	117	224
	Floyd Little	Oct. 25, 1970	at San Francisco	1st	9	117	140
No. 20	Gaston Green	Sept. 22, 1991	vs. San Diego	2nd	15	115	127
No. 21	C.J. Anderson	Nov. 23, 2014	vs. Miami	2nd	17	114	167
	Terrell Davis	Oct. 6, 1997	vs. New England	2nd	18	114	171
No. 23	Otis Armstrong	Dec. 8, 1974	vs. Houston	1st	16	113	183
No. 24	Tatum Bell	Dec. 3, 2006	vs. Seattle	1st	15	112	133
No. 25	Quentin Griffin	Sept. 12, 2004	vs. Kansas City	2nd	15	111	156
No. 26	Clinton Portis	Oct. 5, 2003	at Kansas City	2nd	15	110	141
	Terrell Davis	Nov. 22, 1998	vs. Oakland	1st	19	110	162
	Otis Armstrong	Sept. 22, 1974	vs. Pittsburgh	2nd	14	110	131
No. 29	Mike Anderson	Sept. 17, 2000	at Oakland	2nd	16	109	187
No. 30	Clinton Portis	Dec. 29, 2002	vs. Arizona	2nd	16	108	228
	Terrell Davis	Nov. 16, 1997	at Kansas City	1st	19	108	127
No. 32	Knowshon Moreno	Nov. 24, 2013	at New England	1st	18	107	224
	Jon Keyworth	Nov. 30, 1975	vs. San Diego	1st	15	107	132
No. 34	Travis Henry	Sept. 30, 2007	at Indianapolis	1st	20	106	131
	Reuben Droughns	Nov. 21, 2004	at New Orleans	1st	10	106	166
	Mike Anderson	Oct. 7, 2001	vs. Kansas City	1st	9	106	155
	Joe Dawkins	Oct. 28, 1973	at N.Y. Jets	1st	18	106	117
No. 38	Melvin Gordon III	Dec. 6, 2020	at Kansas City	1st	9	105	131
	Mike Anderson	Dec. 3, 2000	at New Orleans	2nd	20	105	251
No. 40	Montee Ball	Dec. 2, 2013	at Kansas City	2nd	9	104	117
No. 41	Reuben Droughns	Oct. 17, 2004	at Oakland	1st	18	103	176
No. 42	Terrell Davis	Dec. 27, 1997	vs. Jacksonville*	2nd	10	101	184
No. 43	Phillip Lindsay	Dec. 2, 2018	at Cincinnati	2nd	8	100	157
	Derek Loville	Dec. 27, 1997	vs. Jacksonville*	2nd	10	100	103
	Bobby Humphrey	Sept. 30, 1990	at Buffalo	1st	20	100	177

(*Denotes postseason game)

100-Yard Rushing Quarters — 10 Total (9 regular season / 1 postseason)

Rank	Player	Date	Opponent	Quarter	Carries	Qtr. total	Game total
No. 1	Terrell Davis	Sept. 13, 1998	vs. Dallas	1st	6	138	191
No. 2	Olandis Gary	Dec. 25, 1999	at Detroit	3rd	11	134	185
No. 3	Terrell Davis	Oct. 11, 1998	at Seattle	4th	11	122	208
No. 4	Terrell Davis	Oct. 4, 1998	vs. Philadelphia	1st	10	120	168
No. 5	Mike Anderson	Nov. 26, 2000	at Seattle	4th	10	115	195
No. 6	Terrell Davis	Sept. 22, 1996	at Kansas City	2nd	8	112	141
No. 7	Clinton Portis	Sept. 14, 2003	at San Diego	1st	7	110	129
No. 8	Terrell Davis	Sept. 21, 1997	vs. Cincinnati	4th	6	106	215
No. 9	Mike Anderson	Dec. 3, 2000	at New Orleans	2nd	10	105	251
No. 10	Terrell Davis	Dec. 27, 1997	vs. Jacksonville*	3rd	10	101	184

(*Denotes postseason game)

100-Yard Receiving Games — 327 Total (314 regular season / 13 postseason)

Player	Performance	Date	Opponent
Al Carmichael	8-120, 1 TD	Sept. 9, 1960	at Boston
Lionel Taylor	7-101, 2 TD	Sept. 25, 1960	at N.Y. Titans
Lionel Taylor	7-101, 2 TD	Oct. 2, 1960	vs. Oakland
Al Carmichael	3-109, 2 TD	Oct. 23, 1960	vs. Boston
Lionel Taylor	10-106, 1 TD	Oct. 23, 1960	vs. Boston
Lionel Taylor	10-140, 1 TD	Nov. 6, 1960	vs. Houston
Al Carmichael	7-112, 2 TD	Nov. 6, 1960	vs. Houston
Lionel Taylor	10-138, 0 TD	Nov. 20, 1960	at Houston
Lionel Taylor	9-199, 3 TD	Nov. 27, 1960	vs. Buffalo
Lionel Taylor	9-171, 1 TD	Dec. 10, 1960	at Los Angeles
Lionel Taylor	7-132, 2 TD	Sept. 10, 1961	at Buffalo
Lionel Taylor	11-128, 0 TD	Sept. 24, 1961	at N.Y. Titans
Lionel Taylor	9-128, 0 TD	Oct. 1, 1961	at Oakland
Lionel Taylor	7-120, 1 TD	Oct. 8, 1961	vs. Dallas
Al Frazier	7-166, 1 TD	Oct. 15, 1961	vs. Oakland
Al Frazier	6-126, 1 TD	Oct. 22, 1961	vs. N.Y. Titans
Al Frazier	10-123, 0 TD	Nov. 12, 1961	vs. San Diego
Lionel Taylor	10-132, 1 TD	Nov. 12, 1961	vs. San Diego
Donnie Stone	9-132, 1 TD	Dec. 3, 1961	vs. Boston
Lionel Taylor	9-133, 0 TD	Sept. 15, 1962	at Buffalo
Al Frazier	4-125, 1 TD	Sept. 15, 1962	at Buffalo
Lionel Taylor	12-119, 0 TD	Sept. 21, 1962	at Boston
Jerry Tarr	4-110, 0 TD	Sept. 21, 1962	at Boston
Lionel Taylor	7-101, 0 TD	Dec. 9, 1962	at Dallas
Lionel Taylor	7-169, 1 TD	Sept. 29, 1963	vs. Boston

OUTSTANDING PERFORMANCES, CONT.

100-Yard Receiving Games, cont.

Player	Performance	Date	Opponent
Lionel Taylor	7-142	Oct. 6, 1963	vs. San Diego
Bob Scarpitto	4-134	Oct. 13, 1963	vs. Houston
Lionel Taylor	10-106	Dec. 12, 1963	at Oakland
Gene Prebola	6-106	Dec. 12, 1963	at Oakland
Lionel Taylor	8-149	Sept. 27, 1964	vs. Houston
Hewritt Dixon	4-109	Oct. 25, 1964	at Oakland
Hewritt Dixon	5-121	Nov. 1, 1964	at Kansas City
Al Denson	3-113	Nov. 29, 1964	at Kansas City
Lionel Taylor	1-111	Nov. 29, 1964	at Oakland
Bob Scarpitto	5-108	Dec. 20, 1964	at Houston
Bob Scarpitto	5-108	Sept. 11, 1965	at San Diego
Lionel Taylor	9-172	Sept. 19, 1965	vs. Buffalo
Lionel Taylor	1-114	Nov. 21, 1965	vs. San Diego
Lionel Taylor	1-114	Nov. 21, 1965	vs. Oakland
Lionel Taylor	8-164	Dec. 5, 1965	at Oakland
Wendell Hayes	5-126	Dec. 5, 1965	at Oakland
Al Denson	5-158	Oct. 2, 1966	vs. Houston
Charlie Mitchell	4-126	Dec. 4, 1966	vs. Miami
Bob Scarpitto	5-123	Dec. 18, 1966	at Buffalo
Al Denson	4-134	Sept. 3, 1967	vs. Boston
Eric Crabtree	6-234	Sept. 3, 1967	vs. N.Y. Jets
Al Denson	4-102	Oct. 22, 1967	vs. San Diego
Al Denson	4-102	Oct. 29, 1967	at Kansas City
Al Denson	7-102	Nov. 19, 1967	at Buffalo
Eric Crabtree	6-102	Nov. 23, 1967	at San Diego
Eric Crabtree	6-129	Dec. 17, 1967	vs. Kansas City
Al Denson	7-133	Dec. 15, 1968	at Cincinnati
Eric Crabtree	7-133	Sept. 22, 1968	at Kansas City
Eric Crabtree	5-148	Oct. 13, 1968	at N.Y. Jets
Jimmy Jones	6-128	Oct. 20, 1968	at San Diego
Floyd Little	4-169	Nov. 24, 1968	vs. Buffalo
Al Denson	6-122	Dec. 8, 1968	at Oakland
Mike Hafner	6-122	Dec. 14, 1968	vs. Kansas City
Al Denson	6-138	Sept. 28, 1969	at Buffalo
Mike Hafner	6-102	Oct. 26, 1969	at Houston
Al Denson	6-140	Nov. 23, 1969	at San Diego
John Embree	6-164	Nov. 23, 1969	at San Diego
Jerry Simmons	4-100	Dec. 23, 1969	at Kansas City
Rod Sherman	4-100	Sept. 14, 1972	vs. Houston
Jerry Simmons	6-118	Oct. 22, 1972	at Oakland
Bobby Anderson	13-143	Sept. 30, 1973	vs. Chicago
Riley Odoms	1-112	Nov. 4, 1973	at St. Louis
Haven Moses	2-102	Nov. 25, 1973	vs. Kansas City
Haven Moses	2-102	Oct. 6, 1974	vs. New Orleans
Floyd Little	7-127	Nov. 20, 1974	vs. San Diego
Riley Odoms	7-126	Nov. 18, 1974	vs. Kansas City
Rick Upchurch	3-153	Sept. 21, 1975	vs. Kansas City
Haven Moses	7-168	Jan. 11, 1978	vs. Oakland
Haven Moses	1-107	Nov. 12, 1978	at Cleveland
Haven Moses	1-107	Nov. 19, 1978	at Green Bay
Riley Odoms	7-165	Dec. 10, 1978	vs. Kansas City
Haven Moses	1-116	Dec. 16, 1978	vs. Pittsburgh
Riley Odoms	7-125	Sept. 23, 1979	vs. Seattle
Haven Moses	4-101	Oct. 14, 1979	at Kansas City
Haven Moses	4-101	Oct. 14, 1979	at Kansas City
Riley Odoms	7-144	Oct. 28, 1979	vs. Kansas City
Haven Moses	5-103	Sept. 21, 1980	vs. San Diego
Haven Moses	6-140	Dec. 14, 1980	vs. Oakland
Riley Odoms	6-128	Dec. 14, 1980	vs. Oakland
Steve Watson	6-148	Sept. 20, 1981	vs. Baltimore
Steve Watson	6-182	Sept. 20, 1981	at San Diego
Steve Watson	6-182	Oct. 17, 1981	vs. Detroit
Rick Upchurch	5-138	Oct. 18, 1981	at Kansas City
Steve Watson	5-102	Nov. 22, 1981	at Cincinnati
Steve Watson	6-103	Dec. 6, 1981	vs. Kansas City
Rick Upchurch	6-102	Dec. 20, 1981	at Chicago
Steve Watson	6-102	Dec. 6, 1982	vs. Atlanta
Steve Watson	10-183	Dec. 12, 1982	at L.A. Rams
Steve Watson	6-161	Sept. 11, 1983	at Baltimore
Steve Watson	6-119	Oct. 16, 1983	vs. Cincinnati
Steve Watson	6-120	Oct. 30, 1983	vs. Kansas City
Rick Upchurch	6-142	Oct. 30, 1983	vs. Kansas City
Steve Watson	4-119	Nov. 1983	at Seattle
Steve Watson	4-119	Nov. 20, 1983	vs. Seattle
Clint Sampsom	3-101	Dec. 4, 1983	vs. Cleveland
Steve Watson	7-111	Oct. 7, 1984	at Detroit
Butch Johnson	6-156	Nov. 4, 1984	vs. New England
Steve Watson	6-156	Nov. 4, 1984	vs. New England
Steve Watson	5-223	Nov. 18, 1984	vs. Minnesota
Steve Watson	11-177	Dec. 30, 1984	vs. Pittsburgh
Vance Johnson	6-116	Dec. 14, 1985	vs. Kansas City
Vance Johnson	6-121	Jan. 25, 1987	vs. N.Y. Giants
Bobby Micho	6-102	Oct. 19, 1987	at Kansas City
Vance Johnson	4-118	Nov. 29, 1987	at San Diego
Ricky Nattiel	4-105	Jan. 10, 1988	vs. Houston
Vance Johnson	4-105	Jan. 10, 1988	vs. Houston
Mark Jackson	4-134	Jan. 12, 1988	vs. Cleveland*
Vance Johnson	7-133	Sept. 26, 1988	vs. L.A. Raiders
Ricky Nattiel	6-140	Oct. 22, 1988	at Pittsburgh
Mark Jackson	6-140	Nov. 27, 1988	vs. L.A. Rams
Mark Jackson	7-145	Dec. 4, 1988	at L.A. Raiders
Mark Jackson	7-137	Dec. 11, 1988	at Seattle
Vance Johnson	6-145	Dec. 11, 1988	at Cleveland
Michael Young	6-148	Oct. 25, 1989	at Seattle
Vance Johnson	6-154	Oct. 29, 1989	vs. Philadelphia
Vance Johnson	6-154	Nov. 26, 1989	vs. Seattle
Mark Jackson	5-111	Jan. 7, 1990	vs. Pittsburgh*
Michael Young	2-123	Jan. 14, 1990	vs. Cleveland*
Mark Jackson	7-150	Sept. 9, 1990	at L.A. Raiders
Vance Johnson	6-150	Sept. 17, 1990	vs. Kansas City
Vance Johnson	9-120	Sept. 23, 1990	vs. Seattle

OUTSTANDING PERFORMANCES, CONT.

100-Yard Receiving Games, cont.

Player	Performance	Date	Opponent
Mark Jackson	6-127, 1 TD	Oct. 21, 1990	at Indianapolis
Mark Jackson	7-111, 1 TD	Oct. 6, 1991	at Houston
Vance Johnson	6-104, 0 TD	Jan. 12, 1992	at Buffalo
Shannon Sharpe	6-119, 0 TD	Oct. 4, 1992	at Kansas City
Mark Jackson	6-112, 0 TD	Oct. 25, 1992	at San Diego
Arthur Marshall	5-134, 1 TD	Nov. 8, 1992	vs. N.Y. Jets
Mark Jackson	5-108, 1 TD	Nov. 15, 1992	vs. N.Y. Giants
Shannon Sharpe	5-109, 0 TD	Dec. 12, 1992	at Buffalo
Derek Russell	5-100, 0 TD	Sept. 20, 1993	at Kansas City
Vance Johnson	10-148, 0 TD	Oct. 10, 1993	at Green Bay
Derek Russell	5-104, 0 TD	Oct. 18, 1993	vs. L.A. Raiders
Shannon Sharpe	5-104, 0 TD	Nov. 14, 1993	vs. Minnesota
Shannon Sharpe	5-116, 0 TD	Jan. 9, 1994	at L.A. Raiders
Shannon Sharpe	1-56, 0 TD	Sept. 4, 1994	vs. San Diego
Mike Pritchard	5-119, 0 TD	Sept. 11, 1994	at N.Y. Jets
Mike Pritchard	5-109, 0 TD	Sept. 11, 1994	at N.Y. Jets
Shannon Sharpe	5-121, 1 TD	Oct. 23, 1994	at San Diego
Anthony Miller	6-102, 1 TD	Nov. 20, 1994	vs. Atlanta
Cedric Tillman	6-175, 0 TD	Nov. 20, 1994	vs. Atlanta
Anthony Miller	6-116, 0 TD	Nov. 27, 1994	vs. Cincinnati
Anthony Miller	6-108, 0 TD	Dec. 4, 1994	at Kansas City
Anthony Miller	6-108, 0 TD	Dec. 17, 1994	at San Francisco
Shannon Sharpe	10-180, 0 TD	Sept. 3, 1995	vs. Buffalo
Anthony Miller	6-108, 0 TD	Sept. 10, 1995	at Dallas
Anthony Miller	7-149, 0 TD	Oct. 16, 1995	vs. Oakland
Shannon Sharpe	6-122, 0 TD	Nov. 19, 1995	vs. San Diego
Anthony Miller	6-122, 2 TD	Nov. 26, 1995	at Houston
Shannon Sharpe	6-131, 0 TD	Sept. 22, 1996	at Kansas City
Anthony Miller	6-131, 1 TD	Sept. 29, 1996	at Cincinnati
Shannon Sharpe	1-53, 0 TD	Oct. 6, 1996	vs. San Diego
Shannon Sharpe	6-162, 0 TD	Oct. 20, 1996	vs. Baltimore
Rod Smith	6-126, 0 TD	Aug. 21, 1997	vs. Kansas City
Rod Smith	6-126, 2 TD	Sept. 14, 1997	vs. St. Louis
Shannon Sharpe	6-119, 1 TD	Sept. 28, 1997	at Atlanta
Rod Smith	6-130, 0 TD	Oct. 6, 1997	vs. New England
Rod Smith	6-114, 0 TD	Nov. 9, 1997	vs. Seattle
Shannon Sharpe	6-174, 0 TD	Nov. 9, 1997	vs. Carolina
Rod Smith	6-174, 0 TD	Nov. 16, 1997	at Kansas City
Shannon Sharpe	10-142, 0 TD	Nov. 24, 1997	vs. Oakland
Ed McCaffrey	7-111, 2 TD	Nov. 30, 1997	at San Diego
Rod Smith	7-115, 2 TD	Dec. 21, 1997	at Pittsburgh
Shannon Sharpe	6-167, 0 TD	Dec. 21, 1997	vs. San Diego
Ed McCaffrey	8-136, 0 TD	Sept. 13, 1998	vs. Dallas
Rod Smith	6-136, 1 TD	Oct. 1, 1998	vs. Seattle
Ed McCaffrey	7-133, 1 TD	Nov. 1, 1998	at Cincinnati
Ed McCaffrey	6-133, 1 TD	Nov. 8, 1998	vs. San Diego
Rod Smith	6-103, 0 TD	Nov. 29, 1998	at San Diego
Ed McCaffrey	6-103, 0 TD	Dec. 6, 1998	vs. Kansas City
Rod Smith	6-168, 0 TD	Dec. 6, 1998	vs. Kansas City
Rod Smith	6-153, 1 TD	Dec. 27, 1998	vs. Seattle
Rod Smith	6-105, 1 TD	Jan. 5, 1999	vs. Atlanta
Ed McCaffrey	6-105, 3 TD	Sept. 13, 1999	vs. Miami
Byron Chamberlain	6-123, 0 TD	Oct. 17, 1999	vs. Green Bay
Ed McCaffrey	6-116, 0 TD	Oct. 24, 1999	vs. Green Bay
Ed McCaffrey	6-117, 0 TD	Oct. 24, 1999	at New England
Rod Smith	6-117, 0 TD	Oct. 31, 1999	vs. Minnesota
Ed McCaffrey	6-125, 0 TD	Nov. 14, 1999	at Seattle
Rod Smith	6-106, 0 TD	Dec. 5, 1999	vs. Kansas City
Rod Smith	6-106, 0 TD	Jan. 2, 2000	vs. San Diego
Ed McCaffrey	7-119, 0 TD	Sept. 4, 2000	vs. St. Louis
Rod Smith	6-134, 0 TD	Sept. 10, 2000	vs. Atlanta
Rod Smith	6-134, 0 TD	Sept. 24, 2000	vs. Kansas City
Rod Smith	13-160, 0 TD	Oct. 1, 2000	vs. New England
Ed McCaffrey	6-129, 0 TD	Oct. 15, 2000	vs. Cleveland
Rod Smith	6-111, 0 TD	Oct. 15, 2000	vs. Cleveland
Ed McCaffrey	10-136, 0 TD	Oct. 22, 2000	at Cincinnati
Rod Smith	10-148, 2 TD	Nov. 5, 2000	at N.Y. Jets
Rod Smith	11-187, 1 TD	Nov. 19, 2000	vs. San Diego
Ed McCaffrey	8-112, 0 TD	Dec. 10, 2000	vs. Seattle
Rod Smith	6-101, 0 TD	Dec. 10, 2000	at Kansas City
Rod Smith	6-101, 0 TD	Sept. 10, 2001	vs. N.Y. Giants
Rod Smith	14-162, 2 TD	Sept. 10, 2001	vs. Arizona
Rod Smith	9-110, 1 TD	Oct. 7, 2001	vs. Kansas City
Rod Smith	6-159, 1 TD	Oct. 28, 2001	vs. New England
Rod Smith	6-100, 1 TD	Dec. 16, 2001	at Kansas
Ed McCaffrey	1-21, 2 TD	Oct. 6, 2002	vs. San Diego
Shannon Sharpe	6-116, 0 TD	Oct. 20, 2002	at Kansas City
Ed McCaffrey	8-116, 0 TD	Oct. 29, 2002	at New England
Ed McCaffrey	7-126, 0 TD	Dec. 1, 2002	at San Diego
Shannon Sharpe	9-100, 0 TD	Dec. 8, 2002	at N.Y. Jets
Ashley Lelie	4-109, 0 TD	Dec. 23, 2002	at Oakland
Ed McCaffrey	3-108, 0 TD	Dec. 23, 2003	vs. Arizona
Ashley Lelie	3-108, 0 TD	Dec. 23, 2003	vs. Oakland
Rod Smith	8-130, 0 TD	Oct. 5, 2003	at Kansas City
Shannon Sharpe	7-101, 3 TD	Nov. 16, 2003	vs. San Diego
Ashley Lelie	6-115, 0 TD	Dec. 1, 2003	at Indianapolis
Rod Smith	4-208, 0 TD	Oct. 3, 2004	vs. Atlanta
Ashley Lelie	6-123, 0 TD	Dec. 5, 2004	at San Diego
Rod Smith	6-123, 1 TD	Oct. 18, 2005	vs. New England
Rod Smith	11-137, 1 TD	Dec. 17, 2005	at Buffalo
Ashley Lelie	6-110, 0 TD	Dec. 24, 2005	vs. Oakland
Javon Walker	3-130, 0 TD	Sept. 24, 2006	at New England
Javon Walker	3-130, 0 TD	Oct. 22, 2006	at Cleveland
Javon Walker	3-134, 0 TD	Nov. 5, 2006	at Pittsburgh
Javon Walker	3-139, 0 TD	Sept. 9, 2007	at Buffalo
Javon Walker	8-101, 0 TD	Sept. 16, 2007	vs. Oakland
Brandon Stokley	3-102, 0 TD	Dec. 2, 2007	at Oakland
Brandon Marshall	10-115, 2 TD	Dec. 9, 2007	vs. Kansas City
Brandon Marshall	11-107, 0 TD	Dec. 13, 2007	at Houston
Tony Scheffler	7-100, 1 TD	Dec. 13, 2007	at Houston

100-Yard Receiving Games, cont.

Player	Performance	Date	Opponent
Brandon Marshall	1-1-1	Dec. 30, 2007	vs. Minnesota
Eddie Royal	1-1-1	Sept. 8, 2008	at Oakland
Brandon Marshall	1-1-1	Sept. 14, 2008	vs. San Diego
Brandon Marshall	1-1-1	Sept. 21, 2008	vs. New Orleans
Eddie Royal	1-1-1	Sept. 28, 2008	at Kansas City
Levon Hillis	1-1-1	Nov. 2, 2008	vs. Miami
Eddie Royal	1-1-1	Nov. 9, 2008	at Cleveland
Brandon Marshall	1-1-1	Dec. 21, 2008	vs. Buffalo
Tony Scheffler	1-1-1	Oct. 19, 2009	at San Diego
Brandon Marshall	1-1-1	Nov. 9, 2009	vs. Pittsburgh
Brandon Marshall	1-1-1	Nov. 15, 2009	at Washington
Brandon Marshall	1-1-1	Nov. 22, 2009	at Indianapolis
Jabar Gaffney	1-1-1	Jan. 3, 2010	vs. Kansas City
Brandon Lloyd	1-1-1	Sept. 12, 2010	at Jacksonville
Jabar Gaffney	1-1-1	Sept. 26, 2010	vs. Indianapolis
Brandon Lloyd	1-1-1	Sept. 26, 2010	vs. Indianapolis
Brandon Lloyd	1-1-1	Oct. 3, 2010	at Tennessee
Eddie Royal	1-1-1	Oct. 3, 2010	at Tennessee
Brandon Lloyd	1-1-1	Oct. 10, 2010	at Baltimore
Brandon Lloyd	1-1-1	Oct. 31, 2010	at San Francisco (London)
Brandon Lloyd	1-1-1	Dec. 16, 2010	vs. Houston
Eric Decker	1-1-1	Sept. 16, 2011	vs. Cincinnati
Brandon Lloyd	1-1-1	Oct. 2, 2011	at Green Bay
Demaryius Thomas	1-1-1	Oct. 4, 2011	at Minnesota
Demaryius Thomas	1-1-1	Dec. 18, 2011	vs. New England
Demaryius Thomas	1-1-1	Jan. 8, 2012	vs. Pittsburgh
Demaryius Thomas	1-1-1	Sept. 9, 2012	vs. Pittsburgh
Eric Decker	1-1-1	Sept. 23, 2012	vs. Houston
Demaryius Thomas	1-1-1	Sept. 30, 2012	vs. Oakland
Demaryius Thomas	1-1-1	Sept. 9, 2012	at New England
Demaryius Thomas	1-1-1	Oct. 28, 2012	vs. New Orleans
Eric Decker	1-1-1	Nov. 11, 2012	at Carolina
Demaryius Thomas	1-1-1	Dec. 16, 2012	at Baltimore
Demaryius Thomas	1-1-1	Dec. 30, 2012	vs. Cleveland
Demaryius Thomas	1-1-1	Sept. 2, 2013	at Kansas City
Demaryius Thomas	1-1-1	Sept. 5, 2013	vs. Baltimore
Julius Thomas	1-1-1	Sept. 5, 2013	vs. Baltimore
Eric Decker	1-1-1	Sept. 23, 2013	vs. Oakland
Julius Thomas	1-1-1	Oct. 6, 2013	at Dallas
Eric Decker	1-1-1	Oct. 20, 2013	at Indianapolis
Demaryius Thomas	1-1-1	Nov. 17, 2013	at San Diego
Demaryius Thomas	1-1-1	Nov. 17, 2013	vs. Kansas City
Eric Decker	1-1-1	Dec. 1, 2013	at Kansas City
Demaryius Thomas	1-1-1	Dec. 1, 2013	at Kansas City
Eric Decker	1-1-1	Dec. 9, 2013	vs. Tennessee
Demaryius Thomas	1-1-1	Dec. 25, 2013	at Houston
Demaryius Thomas	1-1-1	Dec. 25, 2013	at Houston
Demaryius Thomas	1-1-1	Dec. 29, 2013	at Oakland
Demaryius Thomas	1-1-1	Jan. 19, 2014	vs. New England*
Demaryius Thomas	1-1-1	Feb. 2, 2014	vs. Seattle
Julius Thomas	1-1-1	Sept. 7, 2014	vs. Indianapolis
Emmanuel Sanders	1-1-1	Sept. 7, 2014	vs. Kansas City
Emmanuel Sanders	1-1-1	Sept. 21, 2014	at Seattle
Emmanuel Sanders	1-1-1	Oct. 5, 2014	vs. Arizona
Demaryius Thomas	1-1-1	Oct. 5, 2014	vs. Arizona
Emmanuel Sanders	1-1-1	Oct. 19, 2014	at N.Y. Jets
Emmanuel Sanders	1-1-1	Oct. 19, 2014	vs. San Francisco
Emmanuel Sanders	1-1-1	Oct. 23, 2014	at San Diego
Demaryius Thomas	1-1-1	Oct. 23, 2014	at San Diego
Emmanuel Sanders	1-1-1	Nov. 2, 2014	at New England
Demaryius Thomas	1-1-1	Nov. 9, 2014	at New England
Demaryius Thomas	1-1-1	Nov. 9, 2014	at Oakland
Emmanuel Sanders	1-1-1	Nov. 16, 2014	at St. Louis
Emmanuel Sanders	1-1-1	Nov. 16, 2014	at St. Louis
Demaryius Thomas	1-1-1	Nov. 23, 2014	vs. Miami
Demaryius Thomas	1-1-1	Dec. 14, 2014	at San Diego
Demaryius Thomas	1-1-1	Dec. 28, 2014	at Cincinnati
Demaryius Thomas	1-1-1	Dec. 28, 2014	vs. Oakland
Emmanuel Sanders	1-1-1	Sept. 17, 2015	at Kansas City
Emmanuel Sanders	1-1-1	Oct. 11, 2015	at Oakland
Demaryius Thomas	1-1-1	Oct. 18, 2015	at Cleveland
Emmanuel Sanders	1-1-1	Oct. 18, 2015	at Cleveland
Demaryius Thomas	1-1-1	Nov. 1, 2015	vs. Green Bay
Owen Davis	1-1-1	Nov. 1, 2015	at Indianapolis
Emmanuel Sanders	1-1-1	Nov. 29, 2015	vs. New England
Emmanuel Sanders	1-1-1	Dec. 20, 2015	at Pittsburgh
Demaryius Thomas	1-1-1	Jan. 3, 2016	vs. San Diego
Emmanuel Sanders	1-1-1	Sept. 25, 2016	at Cincinnati
Demaryius Thomas	1-1-1	Sept. 25, 2016	at Cincinnati
Emmanuel Sanders	1-1-1	Oct. 9, 2016	vs. Kansas City
Demaryius Thomas	1-1-1	Dec. 11, 2016	at Tennessee
Emmanuel Sanders	1-1-1	Dec. 11, 2016	at Tennessee
Demaryius Thomas	1-1-1	Oct. 15, 2017	vs. New York Giants
Emmanuel Sanders	1-1-1	Nov. 12, 2017	vs. New England
Emmanuel Sanders	1-1-1	Sept. 16, 2018	at Oakland
Emmanuel Sanders	1-1-1	Oct. 14, 2018	vs. L.A. Rams
Emmanuel Sanders	1-1-1	Oct. 18, 2018	at Arizona
Courtland Sutton	1-1-1	Sept. 9, 2019	at Oakland
Emmanuel Sanders	1-1-1	Sept. 29, 2019	vs. Jacksonville
Noah Fant	1-1-1	Nov. 3, 2019	at Cleveland
Courtland Sutton	1-1-1	Nov. 3, 2019	at Minnesota
Noah Fant	1-1-1	Dec. 8, 2019	at Houston
Tim Patrick	1-1-1	Oct. 20, 2020	at N.Y. Jets
Tim Patrick	1-1-1	Oct. 18, 2020	at New England
Jerry Jeudy	1-1-1	Nov. 8, 2020	at Atlanta
Tim Patrick	1-1-1	Nov. 2, 2020	vs. Miami
Jerry Jeudy	1-1-1	Jan. 3, 2021	vs. Las Vegas

(*Denotes Postseason: ³Denotes Super Bowl)

OUTSTANDING PERFORMANCES, CONT.

100-Yard Receiving Games, cont.

TOTALS — Demaryius Thomas 36 (includes three postseason games), Rod Smith 31 (includes one postseason game), Lionel Taylor 24, Emmanuel Sanders 19, Ed McCaffrey 18, Shannon Sharpe 18 (includes one postseason game), Steve Watson 16 (includes one postseason game), Vance Johnson 12 (includes three postseason games), Al Denison 10, Mark Jackson 10 (includes two postseason games), Brandon Marshall 10, Haven Moses 10 (includes one postseason game), Anthony Miller 9, Eric Decker 8, Brandon Lloyd 7, Riley Odoms 6, Eric Crabtree 5, Ashley Lelie 5, Javon Walker 5, Al Frazier 4, Eddie Royal 4, Rick Upchurch 4, Al Carmichael 3, Tim Patrick 3, Julius Thomas 3, Hewritt Dixon 2, Noah Fant 2, Jabar Gaffney 2, Mike Haffner 2, Jerry Jeudy 2, Floyd Little 2, Ricky Nattiel 2, Mike Pritchard 2, Derek Russell 2, Tony Scheffer 2, Jerry Simmons 2, Courtland Sutton 2, Michael Young 2 (includes one postseason game), Bobby Anderson 1, Byron Chamberlain 1, John Embree 1, Wendell Hayes 1, Peyton Hillis 1, Butch Johnson 1, Jimmy Jones 1, Arthur Marshall 1, Bobby Micho 1, Charlie Mitchell 1, Gene Prebola 1, Clint Sampson 1, Rod Sherman 1, Brandon Stokley 1, Donnie Stone 1, Jerry Tarr 1, Cedric Tillman 1.

Most 100-yard games, season

- 10 — Demaryius Thomas, 2014
- 8 — Rod Smith, 2000
- 7 — Lionel Taylor, 1960
- 7 — Demaryius Thomas, 2012
- 7 — Emmanuel Sanders, 2014
- 6 — Demaryius Thomas, 2013
- 6 — Brandon Lloyd, 2010
- 6 — Rod Smith, 1997
- 5 — Eric Decker, 2013
- 5 — Rod Smith, 2001
- 5 — Ed McCaffrey, 2000
- 5 — Anthony Miller, 1994
- 5 — Steve Watson, 1983
- 5 — Steve Watson, 1981
- 5 — Lionel Taylor, 1961

Most consecutive 100-yard games

- 7 — Demaryius Thomas, 10/5/14-11/16/15
- 3 — Emmanuel Sanders, 9/14/14, 9/21/14 and 10/5/14
- 3 — Brandon Lloyd, 9/26/10, 10/3/10 and 10/10/10
- 3 — Brandon Marshall, 12/30/07, 9/14/08 and 9/21/08
- 3 — Rod Smith, 10/15/00, 10/22/00 and 11/5/00
- 3 — Anthony Miller, 11/20/94, 11/27/94 and 12/4/94
- 3 — Mark Jackson, 11/27/88, 12/4/88 and 12/11/88
- 3 — Lionel Taylor, 9/24/61, 10/1/61 and 11/8/61

Most 100-yard games by a rookie

- 3 — Eddie Royal, 2008
- 2 — Noah Fant, 2019
- 2 — Jerry Jeudy, 2020

300-Yard Passing Games — 140 Total (134 regular season / 6 postseason)

Player	Performance	Opponent
Frank Trippucka	30-52-2, 375 yds., 3 TD.	Nov. 6, 1960, vs. Houston
Frank Trippucka	19-41-5, 328 yds., 3 TD.	Nov. 27, 1960, vs. Buffalo
Frank Trippucka	28-47-2, 376 yds., 2 TD.	Sept. 7, 1962, vs. San Diego
Frank Trippucka	29-56-3, 447 yds., 2 TD.	Sept. 15, 1962, at Buffalo
Jacky Lee	26-40-1, 308 yds., 1 TD.	Oct. 21, 1962, vs. Houston
John McCormick	11-36-1, 370 yds., 1 TD.	Dec. 5, 1965, at Oakland
Marlin Briscoe	13-37-3, 328 yds., 3 TD.	Dec. 18, 1966, at Buffalo
Steve Tensi	12-29-2, 335 yds., 4 TD.	Nov. 24, 1968, vs. Buffalo
Charley Johnson	19-26-1, 301 yds., 3 TD.	Nov. 23, 1969, at San Diego
Charley Johnson	20-28-0, 361 yds., 2 TD.	Oct. 22, 1972, at Oakland
Charley Johnson	24-39-2, 326 yds., 1 TD.	Sept. 20, 1973, vs. Chicago
Charley Johnson	28-42-2, 445 yds., 2 TD.	Nov. 18, 1974, vs. Kansas City
Charley Johnson	12-20-2, 329 yds., 3 TD.	Sept. 21, 1975, vs. Kansas City
Craig Morton	27-39-2, 306 yds., 2 TD.	Nov. 16, 1980, vs. N.Y. Jets
Craig Morton	18-30-1, 338 yds., 1 TD.	Dec. 14, 1980, vs. Oakland
Craig Morton	17-18-0, 308 yds., 4 TD.	Sept. 27, 1981, vs. San Diego
Steve DeBerg	25-38-1, 342 yds., 2 TD.	Oct. 18, 1981, at Kansas City
Steve DeBerg	21-34-2, 305 yds., 2 TD.	Nov. 22, 1981, at Cincinnati
Steve DeBerg	23-31-1, 307 yds., 2 TD.	Dec. 12, 1982, at L.A. Rams
Steve DeBerg	21-41-0, 350 yds., 1 TD.	Oct. 30, 1983, vs. Kansas City
John Elway	23-44-0, 345 yds., 3 TD.	Dec. 11, 1983, vs. Baltimore
John Elway	25-40-1, 315 yds., 3 TD.	Nov. 4, 1984, vs. New England
John Elway	28-43-1, 353 yds., 4 TD.	Sept. 15, 1985, vs. New Orleans
John Elway	22-37-5, 301 yds., 1 TD.	Dec. 14, 1985, vs. Kansas City
John Elway	24-42-0, 432 yds., 1 TD.	Dec. 20, 1985, at Seattle
John Elway	18-32-1, 321 yds., 1 TD.	Oct. 26, 1986, vs. Seattle
John Elway	29-47-2, 336 yds., 0 TD.	Nov. 23, 1986, at N.Y. Giants
John Elway	22-37-1, 304 yds., 1 TD.	Jan. 25, 1987, vs. N.Y. Giants*
John Elway	22-32-1, 338 yds., 4 TD.	Sept. 13, 1987, vs. Seattle
John Elway	21-40-2, 341 yds., 3 TD.	Nov. 16, 1987, vs. Chicago
John Elway	21-32-1, 347 yds., 3 TD.	Nov. 29, 1987, at San Diego
John Elway	21-42-2, 335 yds., 1 TD.	Dec. 13, 1987, at Seattle
John Elway	29-49-3, 324 yds., 2 TD.	Dec. 4, 1988, at L.A. Raiders
John Elway	18-35-0, 344 yds., 3 TD.	Oct. 22, 1989, at Seattle
John Elway	20-36-0, 385 yds., 3 TD.	Jan. 14, 1990, vs. Cleveland*
John Elway	21-30-0, 317 yds., 2 TD.	Oct. 21, 1990, at Indianapolis
John Elway	24-36-1, 328 yds., 2 TD.	Dec. 9, 1990, at Kansas City
John Elway	24-42-1, 301 yds., 2 TD.	Oct. 6, 1991, at Houston
John Elway	23-38-0, 311 yds., 2 TD.	Oct. 4, 1992, vs. Kansas City
John Elway	28-43-1, 300 yds., 1 TD.	Sept. 20, 1993, at Kansas City
John Elway	33-59-1, 367 yds., 1 TD.	Oct. 10, 1993, at Green Bay
John Elway	25-36-0, 361 yds., 3 TD.	Jan. 2, 1994, at L.A. Raiders
John Elway	29-47-1, 302 yds., 3 TD.	Jan. 9, 1994, at L.A. Raiders*
John Elway	36-46-2, 371 yds., 3 TD.	Sept. 4, 1994, vs. San Diego
John Elway	29-41-1, 319 yds., 1 TD.	Sept. 11, 1994, at N.Y. Jets
John Elway	30-41-0, 349 yds., 2 TD.	Oct. 30, 1994, vs. Cleveland
John Elway	27-42-1, 382 yds., 2 TD.	Nov. 20, 1994, vs. Atlanta
John Elway	22-41-1, 317 yds., 0 TD.	Sept. 3, 1995, vs. Buffalo
John Elway	30-47-0, 327 yds., 2 TD.	Sept. 17, 1995, vs. Washington
John Elway	23-46-0, 324 yds., 2 TD.	Oct. 16, 1995, vs. Oakland
John Elway	27-41-2, 332 yds., 2 TD.	Nov. 26, 1995, at Houston
John Elway	24-41-1, 320 yds., 2 TD.	Dec. 24, 1995, at Oakland
John Elway	23-37-1, 335 yds., 2 TD.	Sept. 29, 1996, at Cincinnati
John Elway	32-41-1, 323 yds., 3 TD.	Oct. 6, 1996, vs. San Diego
John Elway	25-39-1, 326 yds., 3 TD.	Oct. 20, 1996, vs. Baltimore
John Elway	27-36-1, 334 yds., 2 TD.	Nov. 24, 1996, at Minnesota
John Elway	26-46-0, 309 yds., 1 TD.	Oct. 19, 1997, at Oakland
John Elway	22-32-1, 400 yds., 2 TD.	Dec. 6, 1998, vs. Kansas City
John Elway	26-36-0, 338 yds., 4 TD.	Dec. 27, 1998, vs. Seattle
John Elway	18-29-1, 336 yds., 1 TD.	Jan. 31, 1999, vs. Atlanta ³

300-Yard Passing Games, cont.

(^Denotes Franchise Record; *Denotes Postseason; ³Denotes Super Bowl)

Most 300-yard games by a rookie

- 1—Drew Lock, 2019
1—Tim Tebow, 2010
1—John Elway, 1983
1—Marlin Briscoe, 1968

BIGGEST COMEBACKS

Biggest deficits overcome by the Broncos to win a game in the regular season

Rank	Deficit	Date	Opponent	Score at time of Deficit	Final Score
No. 1	24	Oct. 15, 2012	at San Diego	24-0, 0:24 left in third qtr.	35-24
	24	Sept. 23, 1979	vs. Seattle	34-10, 9:28 left in third qtr.	37-34
	24	Oct. 23, 1960	vs. Boston	24-0, 11:59 left in third qtr.	31-24
No. 4	21	Nov. 1, 2020	vs. L.A. Chargers	24-3, 7:38 left in third qtr.	31-30
	21	Dec. 12, 1982	at L.A. Rams	21-0, 10:24 left in second qtr.	27-24
No. 6	19	Dec. 11, 1983	vs. Baltimore	19-0, 7:50 left in third qtr.	21-19
No. 7	17	Dec. 26, 2010	vs. Houston	17-0, 0:22 left in second qtr.	24-23
	17	Nov. 19, 2000	vs. San Diego	24-7, 1:25 left in second qtr. / 27-10, 11:25 left in third qtr.	38-37
	17	Oct. 6, 2019	vs. L.A. Chargers	17-0, 5:17 left in second qtr.	20-13
	17	Oct. 6, 1996	vs. San Diego	17-0, 2:51 left in second qtr.	28-17
	17	Dec. 20, 1985	at Seattle	17-0, 9:16 left in second qtr.	27-24
	17	Sept. 15, 1962	at Buffalo	20-3, 1:39 left in second qtr.	23-20

Biggest deficits overcome by the Broncos to win a game in the postseason

Rank	Deficit	Date	Opponent	Score at time of Deficit	Final Score
No. 1	15	Jan. 4, 1992	vs. Houston (AFC Div.)	21-6, 10:55 left in second qtr.	26-24
No. 2	10	Jan. 7, 1990	at Pittsburgh (AFC Div.)	10-0, 13:22 left in second qtr. / 17-7, :26 left in second qtr.	24-23
				10-0, 11:56 left in third qtr.	23-10
No. 4	10	Jan. 17, 1999	vs. N.Y. Jets (AFC Champ.)	10-0, 10:58 left in first qtr.	31-24
	7	Jan. 25, 1998	vs. Green Bay (S.B. XXII)	14-7, 12:42 left in second qtr.	24-21
	7	Jan. 11, 1998	at Pittsburgh (AFC Champ.)	7-0, 5:19 left in first qtr. / 20-13, 5:43 left in fourth qtr.	23-20 (OT)
	7	Jan. 11, 1987	at Cleveland (AFC Champ.)	6-0, :23 left in first qtr.	29-23 (OT)
No. 7	6	Jan. 8, 2011	vs. Pittsburgh (AFC W.C.)	10-6, 10:19 left in second qtr. / 13-9, 9:32 left in third qtr.	23-16
No. 8	4	Jan. 17, 2015	vs. Pittsburgh (AFC Div.)	7-3, 14:04 left in second qtr. / 17-13, 2:50 left in third qtr.	22-17

BIGGEST LEADS LOST

Biggest leads lost by the Broncos in losing a game in the regular season

Rank	Lead	Date	Opponent	Score at time of Lead	Final Score
No. 1	24	Nov. 24, 2013	at New England	24-0, 6:10 left in second qtr.	34-31 (OT)
	24	Sept. 26, 1988	vs. L.A. Raiders	24-0, 1:07 left in second qtr.	30-27 (OT)
No. 3	21	Nov. 5, 1978	vs. N.Y. Jets	28-7, 8:19 left in second qtr.	31-28
No. 4	20	Nov. 17, 2019	at Minnesota	20-0, 1:06 left in second qtr.	27-23
	20	Dec. 10, 1995	vs. Seattle	20-0, 5:00 left in second qtr.	31-27
No. 6	18	Sept. 4, 1994	vs. San Diego	24-6, 11:25 left in second qtr.	37-34
No. 7	17	Dec. 20, 2015	at Pittsburgh	27-10, 1:56 left in second qtr.	34-27
	17	Nov. 19, 2006	vs. San Diego	24-7, 9:25 left in third qtr.	35-27
	17	Nov. 14, 1993	vs. Minnesota	20-3, 6:57 left in second qtr.	26-23
	17	Jan. 2, 1994	at L.A. Raiders	27-10, :26 left in second qtr. / 30-13, 10:31 left in third qtr.	33-30 (OT)
	17	Sept. 24, 1967	vs. N.Y. Jets	24-7, 9:08 left in second qtr.	38-24
	17	Oct. 28, 1962	vs. Buffalo	24-7, 5:48 left in second qtr.	45-38

Biggest leads lost by the Broncos in losing a game in the postseason

Rank	Lead	Date	Opponent	Score at time of Lead	Final Score
No. 1	10	Jan. 31, 1988	vs. Washington (S.B. XXII)	10-0, 9:09 left in first qtr.	42-10
No. 2	7	Jan. 12, 2013	vs. Baltimore (AFC Div.)	7-0, 12:14 left in first qtr. / 21-14, 7:26 left in second qtr. / 28-21, 14:47 left in third qtr. / 35-28, 7:11 left in fourth qtr.	38-35 (2OT)
				7-0, 6:30 left in first qtr. / 17-10, 7:15 left in third qtr.	24-17
No. 3	4	Dec. 23, 1979	at Houston (AFC W.C.)	7-3, 3:27 left in first qtr.	13-7
No. 4	3	Dec. 30, 1978	at Pittsburgh (AFC Div.)	3-0, 5:50 left in first qtr.	33-10
	3	Jan. 25, 1987	vs. N.Y. Giants (S.B. XXI)	3-0, 10:51 left in first qtr. / 10-7, 11:39 left in first qtr.	39-20

PLAYER AWARDS AND HONORS



ALL-TIME PLAYER HONORS

2020

Pro Bowl: Bradley Chubb, Justin Simmons. **AII-NFL:** Garrett Bolles (2nd team AP). **AII-Rookie:** Lloyd Cushenberry III (PFWA).

2019

Pro Bowl: Von Miller, Courtland Sutton. **AII-NFL:** Justin Simmons (2nd team AP). **AII-Rookie:** Dalton Risner (PFWA), Noah Fant (PFWA).

2018

Pro Bowl: Chris Harris Jr., Casey Kreiter, Phillip Lindsay. Von Miller. **AII-NFL:** Von Miller (1st team PFWA, *The Sporting News*, 2nd team AP). **AII-AFC:** Phillip Lindsay (PFWA), Von Miller (PFWA). **AII-Rookie:** Bradley Chubb (PFWA), Phillip Lindsay (PFWA). **Colorado Sports Hall of Fame Pro Athlete of the Year:** Phillip Lindsay.

2017

Pro Bowl: Von Miller, Aqib Talib. **AII-NFL:** Von Miller (1st team PFWA, 2nd team AP). **AII-AFC:** Von Miller (PFWA). **AII-Rookie:** Garrett Bolles (PFWA). **Defensive Pro Bowl MVP:** Von Miller.

2016

Pro Bowl: Chris Harris Jr., Von Miller, Emmanuel Sanders, Darian Stewart, Aqib Talib, Demaryius Thomas. **AII-NFL:** Chris Harris Jr. (1st team AP), Von Miller (1st team AP, PFWA, *The Sporting News*), Aqib Talib (1st team AP, PFWA, *The Sporting News*). **AII-AFC:** Von Miller (PFWA), Aqib Talib (PFWA). **AII-Rookie:** Riley Dixon (PFWA). **Colorado Sports Hall of Fame Pro Athlete of the Year:** Von Miller.

2015

Pro Bowl: Chris Harris Jr., Von Miller, Aqib Talib, Demaryius Thomas, T.J. Ward, DeMarcus Ware. **AII-NFL:** Chris Harris Jr. (2nd team AP), Von Miller (1st team AP, PFWA, *The Sporting News*), **Super Bowl 50 Most Valuable Player (Pete Rozelle Trophy):** Von Miller. **AII-AFC:** Chris Harris Jr. (PFWA), Von Miller (PFWA). **Jack Horrigan Award:** John Elway (PFWA). **Executive of the Year:** John Elway (ESPN.com). **Assistant Coach of the Year:** Wade Phillips (PFWA, MMQB.com, ESPN.com). **Paul "Dr. Z" Zimmerman Award:** Wade Phillips (PFWA).

2014

Pro Bowl: C.J. Anderson, Ryan Clady, Chris Harris Jr., Peyton Manning, Von Miller, Emmanuel Sanders, Aqib Talib, Demaryius Thomas, Julius Thomas, T.J. Ward, DeMarcus Ware. **AII-NFL:** Chris Harris Jr. (2nd team AP), Von Miller (1st team PFWA, *The Sporting News*, 2nd team AP), Demaryius Thomas (2nd team AP). **AII-AFC:** Chris Harris Jr. (PFWA), Von Miller (PFWA), Demaryius Thomas (PFWA).

2013

Pro Bowl: Peyton Manning, Matt Prater, Demaryius Thomas, Julius Thomas, Louis Vasquez. **AII-NFL:** Peyton Manning (1st team AP, PFWA, *The Sporting News*), Matt Prater (2nd team AP), Demaryius Thomas (2nd team AP), Louis Vasquez (first team AP, PFWA). **NFL Most Valuable Player:** Peyton Manning (AP). **NFL Offensive Player of the Year:** Peyton Manning (*The Sporting News*). **AFC Offensive Player of the Year:** Peyton Manning (Kansas City 101 Club). **FedEx Air Player of the Year:** Peyton Manning. **2013 Sports Illustrated Sportsman of the Year:** Peyton Manning. **Colorado Sports Hall of Fame Male Athlete of the Year:** Peyton Manning.

2012

Pro Bowl: Champ Bailey, Zane Beadles, Ryan Clady, Elvis Dumervil, Peyton Manning, Von Miller, Demaryius Thomas. **AII-NFL:** Champ Bailey (2nd team AP), Ryan Clady (1st team AP, Pro Football Weekly/PFWA, *The Sporting News*), Peyton Manning (1st team AP, Pro Football Weekly/PFWA, Sports Illustrated), Von Miller (1st team AP, Pro Football Weekly/PFWA, *The Sporting News*, Sports Illustrated). **Comeback Player of the Year:** Peyton Manning (AP, Sports Illustrated). **AFC Offensive Player of the Year:** Peyton Manning (Kansas City 101 Club). **FedEx Air Player of the Year:** Peyton Manning. **Colorado Sports Hall of Fame Pro Athlete of the Year:** Peyton Manning.

2011

Pro Bowl: Champ Bailey, Ryan Clady, Brian Dawkins, Elvis Dumervil, Willis McGahee, Von Miller. **AII-NFL:** Chris Kuper (1st team Dallas Morning News), Von Miller (1st team Dallas Morning News, 2nd team AP). **AII-AFC:** Elvis Dumervil (Pro Football Weekly/PFWA), Von Miller (Pro Football Weekly/PFWA). **NFL Defensive Rookie of the Year:** Von Miller (AP, Sports Illustrated, Dallas Morning News, Football Outsiders). **AII-Rookie:** Orlando Franklin (Football Outsiders), Chris Harris (Pro Football Weekly/PFWA, Football Outsiders), Von Miller (Pro Football Weekly/PFWA, Football Outsiders). **Colorado Sports Hall of Fame Pro Athlete of the Year:** Tim Tebow. **GMC Never Say Never Moment of the Year Award:** Tim Tebow. **PFWA Good Guy Award (National Chapter):** Tim Tebow.

2010

Pro Bowl: Champ Bailey, Brandon Lloyd. **AII-NFL:** Brandon Lloyd (2nd team AP).

2009

Pro Bowl: Champ Bailey, Ryan Clady, Brian Dawkins, Elvis Dumervil, Brandon Marshall. **AII-NFL:** Ryan Clady (1st team AP, Pro Football Weekly/PFWA, *The Sporting News*, ESPN.com), Brian Dawkins (2nd team AP, *The Sporting News*), Elvis Dumervil (1st team AP, Pro Football Weekly/PFWA, *The Sporting News*, Sports Illustrated). **AII-Rookie:** Knowshon Moreno (Pro Football Weekly/PFWA, *The Sporting News*), **NFL Alumni Pass Rusher of the Year:** Elvis Dumervil.

2008

Pro Bowl: Jay Cutler, Brandon Marshall, Casey Wiegmann. **AII-NFL:** Ryan Clady (2nd team AP), Ryan Harris (Sports Illustrated). **AII-AFC:** Ryan Clady (Pro Football Weekly/PFWA). **AII-Rookie:** Ryan Clady (Pro Football Weekly/PFWA, *The Sporting News*), Brett Kern (Pro Football Weekly/PFWA, *The Sporting News*), Eddie Royal (Pro Football Weekly/PFWA, *The Sporting News*). **Colorado Sports Hall of Fame Inductee:** Rod Smith (Class of 2009).

2007

Pro Bowl: Champ Bailey, John Lynch. **AII-NFL:** Champ Bailey (2nd team AP).

2006

Pro Bowl: Champ Bailey, John Lynch, Al Wilson (Wilson did not play in game due to injury). **AII-NFL:** Champ Bailey (1st team AP, Pro Football Weekly/PFWA, *The Sporting News*, Sports Illustrated), Tom Nalen (Sports Illustrated), Al Wilson (2nd team AP). **AII-AFC:** Champ Bailey (Pro Football Weekly/PFWA). **Colorado Sports Hall of Fame Pro Athlete of the Year:** Champ Bailey. **Colorado Sports Hall of Fame Inductee:** Pat Bowlen (Class of 2007).

2005

Pro Bowl: Champ Bailey, John Lynch, Rod Smith, Al Wilson. **AII-NFL:** Champ Bailey (1st team AP, Pro Football Weekly/PFWA, *The Sporting News*, USA Today), Matt Lepsis (Sports Illustrated), Tom Nalen (Sports Illustrated), Al Wilson (1st team AP, *The Sporting News*). **AII-AFC:** Champ Bailey (Pro Football Weekly/PFWA), Al Wilson (Pro Football Weekly/PFWA). **AII-Rookie:** Darrent Williams (Pro Football Weekly/PFWA, NFL.com). **Colorado Sports Hall of Fame Pro Athlete of the Year:** Champ Bailey.

2004

Pro Bowl: Champ Bailey, John Lynch. **AII-NFL:** Champ Bailey (1st team AP, *The Sporting News*, Pro Football Weekly), John Lynch (2nd team College & Pro Football Newsweekly). **AII-AFC:** Champ Bailey (Pro Football Weekly).

2003

Pro Bowl: Tom Nalen, Clinton Portis, Al Wilson. **AII-NFL:** Tom Nalen (1st team AP, Pro Football Weekly). **AII-AFC:** Tom Nalen (Pro Football Weekly). **NFL Alumni Offensive Lineman of the Year:** Tom Nalen.

2002

Pro Bowl: Trevor Pryce, Al Wilson (Wilson did not play in game due to injury). **AII-NFL:** Al Wilson (2nd team Football Digest). **NFL Offensive Rookie of the Year:** Clinton Portis (AP, Pro Football Weekly, Football Digest). **NFL Rookie of the Year:** Clinton Portis (Sports Illustrated/Dr. Z). **AII-Rookie:** Clinton Portis (Pro Football Weekly).

2001

Pro Bowl: Dwayne Carswell, Jason Elam, Ian Gold, Deltha O'Neal, Trevor Pryce, Rod Smith, Al Wilson (Pryce and Smith did not play in game due to injury). **AII-NFL:** Jason Elam (2nd team AP, College & Pro Football Newsweekly and Football News), Trevor Pryce (2nd team AP and College & Pro Football Newsweekly), Rod Smith (1st team Football Digest, 2nd team AP), Deltha O'Neal (2nd team College & Pro Football Newsweekly). **AII-AFC:** Jason Elam (Pro Football Weekly, Football News), Ian Gold (Pro Football Weekly), Deltha O'Neal (Pro Football Weekly), Trevor Pryce (Football News), Rod Smith (Pro Football Weekly). **NFL Alumni Special Teams Player of the Year:** Jason Elam.

2000

Pro Bowl: Brian Griese, Tom Nalen, Trevor Pryce, Rod Smith (Griese and Nalen did not play in game due to injury). **AII-NFL:** Howard Griffith (2nd team College & Pro Football Newsweekly and Football Digest), Ed McCaffrey (Sports Illustrated), Tom Nalen (AP, USA Today, Sports Illustrated, The Sporting News, Football Digest; 2nd team College & Pro Football Newsweekly), Trevor Pryce (2nd team College & Pro Football Newsweekly), Rod Smith (USA Today, College & Pro Football Newsweekly, Football Digest; 2nd team AP). **AII-AFC:** Tom Nalen (Pro Football Weekly, Football News), Trevor Pryce (Pro Football Weekly, Football News), Rod Smith (Pro Football Weekly, Football News). **NFL Offensive Rookie of the Year:** Mike Anderson (AP, Pro Football Weekly, Football Digest). **NFL Rookie of the Year:** Mike Anderson (USA Today). **AII-Rookie:** Mike Anderson (Pro Football Weekly, Football News, Football Digest), Deltha O'Neal (punt returner—Football News).

1999

Pro Bowl: Tom Nalen, Trevor Pryce, Detron Smith (Nalen did not play in game due to injury). **AII-NFL:** Trevor Pryce (AP, Sports Illustrated, College & Pro Football Newsweekly, 2nd team Football Digest), Tom Nalen (The Sporting News, Football Digest, 2nd team AP). **AII-AFC:** Trevor Pryce (Pro Football Weekly), Detron Smith (special teams; Pro Football Weekly). **AII-Rookie:** Olandis Gary (Pro Football Weekly, College & Pro Football Newsweekly, Football News, Football Digest), Chris Watson (kick returner; College & Pro Football Newsweekly).

1998

Pro Bowl: Steve Atwater, Terrell Davis, Jason Elam, John Elway, Tony Jones, Ed McCaffrey, Tom Nalen, Bill Romanowski, Mark Schlereth, Shannon Sharpe (Davis and Sharpe did not play in game due to injury). **AII-NFL:** Terrell Davis (AP, Sports Illustrated, The Sporting News, USA Today, Pro Football Weekly, College & Pro Football Newsweekly, Football Digest), Jason Elam (2nd team AP, College & Pro Football Newsweekly, Football Digest), Howard Griffith (2nd team Football Digest), Ed McCaffrey (2nd team AP), Tom Nalen (USA Today), Mark Schlereth (2nd team College & Pro Football Newsweekly), Shannon Sharpe (AP, The Sporting News, USA Today, Pro Football Weekly, College & Pro Football Newsweekly, Football Digest), Rod Smith (2nd team College & Pro Football Newsweekly). **AII-AFC:** Terrell Davis (Pro Football Weekly, Football News), Jason Elam (Pro Football Weekly, Football News), Vaughn Hebronn (kick returner—Pro Football Weekly), Ed McCaffrey (Football News), Shannon Sharpe (Pro Football Weekly, Football News). **AII-Rookie:** Eric Brown (Football News, Football Digest, College & Pro Football Newsweekly). **Super Bowl XXXIII Most Valuable Player (Pete Rozelle Trophy):** John Elway. **NFL Most Valuable Player:** Terrell Davis (AP, Pro Football Weekly, Pro Football Writers of America). **NFL Player of the Year:** Terrell Davis (The Sporting News, Football Digest, NFL Films). **NFL Offensive Player of the Year:** Terrell Davis (AP, College & Pro Football Newsweekly). **AFC Player of the Year:** Terrell Davis (Football News). **AFC Offensive Player of the Year:** Terrell Davis (Kansas City 101 Club). **San Diego Hall of Champions Professional Star of the Year:** Terrell Davis. **Colorado Sports Hall of Fame Inductee:** John Elway (Class of 1999). **Colorado Sports Hall of Fame Professional Athlete of the Year:** Terrell Davis. **ESPY Award for Pro Football Performer of the Year:** Terrell Davis.

1997

Pro Bowl: Terrell Davis, John Elway, Tom Nalen, Shannon Sharpe, Neil Smith (Elway did not play in game due to injury). **AII-NFL:** Terrell Davis (AP, Sports Illustrated, The Sporting News, USA Today, Pro Football Weekly, College & Pro Football Newsweekly, Football News, Football Digest), John Elway (College & Pro Football Newsweekly 2nd team), Darrien Gordon (1st team punt returner—Sports Illustrated, The Sporting News, USA Today, Pro Football Weekly; 2nd team punt returner—Football Digest, College & Pro Football Newsweekly), John Mobley (1st team AP, The Sporting News, Pro Football Weekly, Football Digest; 2nd team College & Pro Football Newsweekly), Tom Nalen (2nd team College & Pro Football Newsweekly), Mark Schlereth (Sports Illustrated), Shannon Sharpe (AP, The Sporting News, USA Today, Pro Football Weekly, College & Pro Football Newsweekly 1st team; Football Digest 2nd team). **AII-AFC:** John Elway (Pro Football Weekly, Football News), Darrien Gordon (punt returner—Pro Football Weekly, Football News), John Mobley (Pro Football Weekly), Shannon Sharpe (Pro Football Weekly). **Super Bowl XXXII Most Valuable Player (Pete Rozelle Trophy):** Terrell Davis. **AFC Player of the Year:** Terrell Davis (Football News, Touchdown Club of Columbus). **AFC Offensive Player of the Year:** Terrell Davis (Kansas City 101 Club). **San Diego Hall of Champions Professional Star of the Year:** Terrell Davis. **Colorado Sports Hall of Fame King of the Hill Award:** Terrell Davis. **ESPY Award for Best Performance Under Pressure:** Terrell Davis.

1996

Pro Bowl: Steve Atwater, Tyrone Braxton, Terrell Davis, John Elway, Michael Dean Perry, Bill Romanowski, Shannon Sharpe, Alfred Williams, Gary Zimmerman (Atwater, Elway and Zimmerman did not play in game due to injury). **AII-NFL:** Steve Atwater (AP 2nd team, College & Pro Football Newsweekly 2nd team, Football Digest 2nd team), Darrien Gordon (1st team punt returner—Sports Illustrated, The Sporting News, USA Today, Pro Football Weekly, Football News, College & Pro Football Newsweekly), John Elway (AP 2nd team, College & Pro Football Newsweekly 2nd team, Football Digest 2nd team), Bill Romanowski (College & Pro Football Newsweekly 2nd team), Shannon Sharpe (AP, Sports Illustrated, The Sporting News, Pro Football Weekly, Football Digest, College & Pro Football Newsweekly), Alfred Williams (AP, The Sporting News, Pro Football Weekly, Football Digest, College & Pro Football Newsweekly 2nd team), Gary Zimmerman (AP, Sports Illustrated, The Sporting News, Pro Football Weekly, Football Digest, College & Pro Football Newsweekly). **AII-AFC:** Steve Atwater (UPI, Pro Football Weekly), Tyrone Braxton (Football News, UPI 2nd team), Terrell Davis (UPI, Football News), John Elway (UPI, Pro Football Weekly, Football News), Michael Dean Perry (UPI 2nd team), Bill Romanowski (UPI 2nd team), Shannon Sharpe (UPI, Football News), Alfred Williams (UPI, Football News), Gary Zimmerman (UPI, Football News). **NFL AII-Rookie Team:** John Mobley (Pro Football Weekly, Football News, College & Pro Football Newsweekly). **NFL Most Valuable Player:** Terrell Davis (Sports Illustrated). **NFL Offensive Player of the Year:** Terrell Davis (AP). **AFC Player of the Year:** John Elway (Football News, Touchdown Club of Columbus). **AFC Most Valuable Player:** John Elway (NFLPA). **AFC Offensive Player of the Year:** Terrell Davis (UPI), John Elway (Kansas City 101 Club). **NFL Coach of the Year:** Mike Shanahan (Touchdown Club of Columbus). **AFC Coach of the Year:** Mike Shanahan (Kansas City 101 Club).

1995

Pro Bowl: Steve Atwater, Jason Elam, Glyn Milburn, Anthony Miller, Shannon Sharpe, Gary Zimmerman (Zimmerman did not play in game due to injury). **AII-NFL:** Steve Atwater (College & Pro Football Newsweekly 2nd team), Jason Elam (AP 2nd team, College & Pro Football Newsweekly 2nd team, Football Digest 2nd team), Glyn Milburn (AP 2nd team, Sporting News 1st team, College & Pro Football Newsweekly 2nd team, Football Digest 1st team), Shannon Sharpe (AP 2nd team), Gary Zimmerman (AP 2nd team, Football Digest 1st team). **AII-AFC:** Steve Atwater (UPI 1st team), Terrell Davis (UPI 2nd team), Jason Elam (UPI 1st team), Glyn Milburn (Football News 1st team), Michael Dean Perry (UPI 2nd team), Shannon Sharpe (UPI 2nd team), Gary Zimmerman (Football News 1st team, UPI 1st team). **NFL AII-Rookie Team:** Terrell Davis (College & Pro Football Newsweekly, Football News, Pro Football Weekly). **NFL Rookie of the Year:** Terrell Davis (Football Digest). **Earl Hartman Awards (Broncos Most Valuable Players):** Terrell Davis (offense), Steve Atwater (defense), Glyn Milburn (special teams). **Bob Peck Award (Most Inspirational Player):** Michael Dean Perry. **Bob Martin Award (For cooperation with local media):** Lionel Washington.

1994

Pro Bowl: Steve Atwater, John Elway, Shannon Sharpe, Gary Zimmerman (Sharpe did not play in game). **AII-NFL:** Shannon Sharpe (College & Pro Football Newsweekly 2nd team, Football Digest 2nd team). **AII-AFC:** Tom Rouen (UPI 2nd team), Shannon Sharpe (UPI 2nd team), Gary Zimmerman (UPI 2nd team). **Earl Hartman Awards (Broncos Most Valuable Players):** John Elway (offense), Steve Atwater (defense), Ray Jacobs (special teams). **Bob Peck Award (Most Inspirational Player):** Shannon Sharpe. **Bob Martin Award (For cooperation with local media):** Shannon Sharpe.

1993

Pro Bowl: Steve Atwater, John Elway, Karl Mecklenburg, Shannon Sharpe, Dennis Smith. **AII-NFL:** John Elway (AP 2nd team, College & Pro Football Newsweekly 2nd team, Football Digest 2nd team), Simon Fletcher (Football Digest 2nd team), Shannon Sharpe (AP, Pro Football Weekly/Pro Football Writers of America, The Sporting News, Sports Illustrated, College & Pro Football Newsweekly, Football Digest), Dennis Smith

(College & Pro Football Newsweekly 2nd team), Gary Zimmerman (AP 2nd team, College & Pro Football Newsweekly 2nd team). **AII-AFC:** Steve Atwater (UPI, Football News), John Elway (UPI, Football News), Shannon Sharpe (UPI, Football News). **NFL AII-Rookie:** Jason Elam (Pro Football Weekly/Pro Football Writers of America, Football News, College & Pro Football Newsweekly, Football Digest). **AFC Most Valuable Player:** John Elway (NFL Players Association). **AFC Player of the Year:** John Elway (Football News). **AFC Offensive Player of the Year:** John Elway (UPI, Kansas City 101 Club). **Rookie Coach of the Year:** Wade Phillips (College & Pro Football Newsweekly). **Earl Hartman Awards (Broncos Most Valuable Players):** John Elway (offense), Simon Fletcher (defense), Reggie Rivers (special teams). **Bob Peck Award (Most Inspirational Player):** Dennis Smith. **Bob Martin Award (For cooperation with local media):** Tyrone Braxton.

1992

Pro Bowl: Steve Atwater, Michael Brooks, Shannon Sharpe. **AII-NFL:** Steve Atwater (AP, Pro Football Weekly/Pro Football Writers of America, The Sporting News, Football Digest, NEA), Michael Brooks (Sports Illustrated, College and Pro Football Newsweekly 2nd team), Greg Kragen (AP 2nd team, College and Pro Football Newsweekly 2nd team). **AII-AFC:** Steve Atwater (Football News). **NFL AII-Rookie:** Russell Freeman (Football News, College and Pro Football Newsweekly), Arthur Marshall (Pro Football Weekly/Pro Football Writers of America, Football News, College and Pro Football Newsweekly). **Colorado Sports Hall of Fame Pro Athlete of the Year:** Michael Brooks. **Earl Hartman Awards (Broncos Most Valuable Players):** John Elway (offense), Simon Fletcher (defense), Keith Traylor (special teams). **Bob Peck Award (Most Inspirational Player):** Dennis Smith. **Bob Martin Award (For cooperation with local media):** Reggie Rivers.

1991

Pro Bowl: Steve Atwater, John Elway, Gaston Green, Karl Mecklenburg, Dennis Smith. **AII-NFL:** Steve Atwater (AP, Pro Football Weekly, College and Pro Football Newsweekly 2nd-team), Greg Kragen (Sports Illustrated). **AII-AFC:** Steve Atwater (Football News, Pro Football Weekly). **AFC Coach of the Year:** Dan Reeves (Football News, Kansas City 101 Club). **NFL Rookie of the Year:** Mike Croel (Bert Bell Award-World Almanac, Pro Football Weekly, Washington Touchdown Club, Pro-Set). **NFL Defensive Rookie of the Year:** Mike Croel (AP, College and Pro Football Newsweekly). **NFL AII-Rookie:** Mike Croel (Football News, Pro Football Weekly, College and Pro Football Newsweekly, Football Digest), Reggie Johnson (Pro Football Digest), Keith Traylor (Pro Football Weekly, Football Digest). **Earl Hartman Award Winners (Broncos Most Valuable Players):** John Elway (offense), Dennis Smith (defense), Alton Montgomery (special teams). **Bob Peck Memorial Award (Most Inspirational Player):** Kenny Walker. **Bob Martin Award (For cooperation with local media):** Greg Kragen.

1990

Pro Bowl: Steve Atwater, Bobby Humphrey, Dennis Smith. **AII-NFL:** Steve Atwater (College and Pro Football Newsweekly-second team), Mike Horan (College and Pro Football Newsweekly-second team). **AII-AFC:** Steve Atwater (UPI, Football News), Mike Horan (UPI-second team, Football News). **Earl Hartman Award (Broncos Most Valuable Players):** Bobby Humphrey (offense), Steve Atwater (defense), Kevin Clark (special teams). **Bob Peck Memorial Award (Most Inspirational Player):** Keith Kartz. **Bob Martin Award (for cooperation with media):** Mark Jackson.

1989

Pro Bowl: John Elway, Greg Kragen, Karl Mecklenburg, Dennis Smith, David Treadwell. **AII-NFL:** Mike Horan (College and Pro Football Newsweekly 2nd team), Karl Mecklenburg (AP, Pro Football Weekly, Sports Illustrated, NEA-World Almanac, Football Digest), Dennis Smith (AP 2nd team). **AII-AFC:** Greg Kragen (Pro Football Weekly), Karl Mecklenburg (UPI, Pro Football Weekly, Football News), Dennis Smith (Pro Football Weekly, UPI 2nd team), David Treadwell (UPI, Pro Football Weekly, Football News). **NFL Rookie of the Year:** Bobby Humphrey (Touchdown Club of Washington, D.C.). **NFL Offensive Rookie of the Year:** Bobby Humphrey (NFL Players Association). **NFL Defensive Rookie of the Year:** Steve Atwater (Football Digest). **AFC Offensive Rookie of the Year:** Bobby Humphrey (Mackey Award). **NFL AII-Rookie:** Steve Atwater (UPI, Pro Football Weekly, PFWA, College and Pro Football Newsweekly, Football Digest), Bobby Humphrey (UPI, Pro Football Weekly, PFWA, College and Pro Football Newsweekly), David Treadwell (Football Digest), Doug Widell (College and Pro Football Newsweekly, Football Digest). **Colorado Sports Hall of Fame Pro Athlete of the Year:** Bobby Humphrey. **Earl Hartman Award Winners (Broncos Most Valuable Players):** Bobby Humphrey (offense), Dennis Smith (defense), David Treadwell (special teams). **Bob Peck Memorial Award (Most Inspirational Player):** Marc Munford.

1988

Pro Bowl: Mike Horan. **AII-NFL:** Mike Horan (AP, PFWA, The Sporting News, College and Pro Football Newsweekly, Sports Illustrated, World Almanac 2nd team). **AII-AFC:** Mike Horan (UPI, Football News). **NFL AII-Rookie:** Gerald Perry (UPI, Football Digest). **Earl Hartman Award Winners (Broncos Most Valuable Players):** John Elway and Sammy Winder (offense), Simon Fletcher (defense), Ken Bell (special teams). **Bob Peck Memorial Award (Most Inspirational Player):** Keith Bishop and Billy Bryan.

1987

Pro Bowl: Keith Bishop, John Elway, Karl Mecklenburg. **AII-NFL:** Keith Bishop (Sports Illustrated, NEA-second team), John Elway (The Sporting News, NEA, AP-second team), Karl Mecklenburg (NEA, AP-second team). **AII-AFC:** Keith Bishop (UPI-second team), John Elway (UPI, Pro Football Weekly, Football News), Rulon Jones (UPI-second team), Karl Mecklenburg (UPI, Pro Football Weekly, Football News). **NFL Most Valuable Player:** John Elway (AP). **AFC Most Valuable Player:** John Elway (NFLPA). **AFC Player of the Year:** John Elway (Football News). **AFC Offensive Player of the Year:** John Elway (UPI, Kansas City 101 Club). **NFL AII Rookie:** Ricky Nattiel (UPI, College and Pro Football Newsweekly, Football Digest, PFWA, Pro Football Weekly). **Earl Hartman Award Winners (Broncos Most Valuable Players):** John Elway (offense), Karl Mecklenburg (defense), Ken Bell (special teams). **Bob Peck Memorial Award (Most Inspirational Player):** Keith Bishop.

1986

Pro Bowl: Keith Bishop, John Elway, Rulon Jones, Karl Mecklenburg, Dennis Smith, Sammy Winder. **AII-NFL:** John Elway (AP-honorable mention), Keith Bishop (AP-honorable mention), Mike Harden (AP-honorable mention), Rulon Jones (AP, Pro Football Weekly, Sports Illustrated, PFWA, The Sporting News, Football News, Football Digest, NEA-second team), Karl Mecklenburg (AP, Pro Football Weekly, Sports Illustrated, PFWA, The Sporting News, Football News, Football Digest, NEA), Dennis Smith (AP-honorable mention, Football News second team, NEA). **AII-AFC:** Keith Bishop (UPI-second team, Football News), John Elway (UPI-second team), Rulon Jones (UPI, Pro Football Weekly, Football News), Karl Mecklenburg (UPI, Pro Football Weekly, Football News). **Dennis Smith (Pro Football Weekly), Gerald Willhite (UPI-second team). AFC Defensive Player of the Year:** Rulon Jones (UPI). **AFC Player of the Year:** Karl Mecklenburg (Football News). **Colorado Sports Hall of Fame King of the Hill Award:** John Elway. **Seattle Gold Helmet Award (Professional Football Player of the Year):** John Elway. **Earl Hartman Award Winners (Broncos Most Valuable Players):** John Elway (offense), Mike Harden (defense), Darren Comeaux (special teams). **Bob Peck Memorial Award (Most Inspirational Player):** Tom Jackson.

1985

Pro Bowl: Rulon Jones, Karl Mecklenburg, Dennis Smith, Louis Wright. **AII-NFL:** John Elway (AP-honorable mention), Rulon Jones (AP-2nd team, The Sporting News, Sports Illustrated), Karl Mecklenburg (AP, Sports Illustrated, PFWA, The Football News, NEA), Dennis Smith (AP-honorable mention), Louis Wright (AP honorable mention). **AII-AFC:** Rulon Jones (UPI), Karl Mecklenburg (UPI), Dennis Smith (UPI-2nd team), Louis Wright (UPI). **Earl Hartman Award Winners (Broncos Most Valuable Players):** John Elway (offense), Rulon Jones (defense), Daniel Hunter (special teams). **Bob Peck Memorial Award (Most Inspirational Player):** Tom Jackson.

1984

Pro Bowl: Sammy Winder. **AII-NFL:** Tom Jackson (CPFW-2nd team), Dennis Smith (Pro Football Weekly, CPFW-2nd team), Louis Wright (The Sporting News, Sports Illustrated, Pro Football Weekly, NEA-2nd team, CPFW-2nd team). **AII-AFC:** Tom Jackson (Pro Football Weekly, UPI 2nd team), Dennis Smith (Pro Football Weekly, UPI-2nd team), Sammy Winder (UPI-2nd team), Louis Wright (Pro Football Weekly, UPI-2nd team). **AII-Rookie:** Winford Hood (UPI), Clarence Kay (PFWA, Pro Football Weekly). **Colorado Sports Hall of Fame Pro Athlete of the Year:** Tom Jackson. **Earl Hartman Award Winners (Broncos Most Valuable Players):** Steve Watson (offense), Louis Wright (defense), Ken Woodard (special teams). **Bob Peck Memorial Award (Most Inspirational Player):** Tom Jackson. **NFL Coach of the Year:** Dan Reeves (NFL-Sports Illustrated, Pro Football Weekly, College and Pro Football Newsweekly. AFC-Kansas City 101 Club, Football News).

1983

Pro Bowl: Randy Gradishar, Louis Wright (DNP). **AII-NFL:** Randy Gradishar (AP-2nd team), Louis Wright (NEA, CPFN-2nd team). **AII-AFC:** Randy Gradishar (UPI-2nd team). **Earl Hartman Award Winners (Broncos Most Valuable Players):** Steve Watson (offense), Randy Gradishar (defense), Ken Woodard (special teams). **Bob Peck Memorial Award (Most Inspirational Player):** Tom Jackson.

1982

Pro Bowl: Randy Gradishar, Luke Prestridge, Rick Upchurch. **AII-NFL:** Randy Gradishar (Football Digest), Luke Prestridge (AP, Football Digest), Rick Upchurch (AP, Football Digest). **AII-AFC:** Randy Gradishar (UPI), Luke Prestridge (UPI). **Earl Hartman Award Winners (Broncos Most Valuable Players):** Billy Bryan (offense), Louis Wright (defense), Rick Upchurch and Rob Lytle (special teams). **Bob Peck Memorial Award (Most Inspirational Player):** Tom Jackson.

1981

Pro Bowl: Randy Gradishar, Bob Swenson, Bill Thompson, Steve Watson. **AII-NFL:** Randy Gradishar (AP 2nd team, NEA-2nd team, Pro Football Weekly, The Sporting News), Bob Swenson (AP, NEA, The Sporting News). **AII-AFC:** Randy Gradishar (UPI), Bill Thompson (UPI), Steve Watson (UPI), Bob Swenson (UPI-2nd team), Louis Wright (UPI-2nd team). **Earl Hartman Award Winners (Broncos Most Valuable Players):** Steve Watson (offense), Bob Swenson (defense), Jim Ryan (special teams). **Bob Peck Memorial Award (Most Inspirational Player):** Tom Jackson.

1980

AII-NFL: Randy Gradishar (The Sporting News), Fred Steinfort (Pro Football Weekly, The Sporting News). **AII-AFC:** Fred Steinfort (UPI). **Pro Football Weekly Golden Toe Award:** Fred Steinfort. **Earl Hartman Award Winners (Broncos Most Valuable Players):** Bill Bryan (offense), Randy Gradishar (defense), Fred Steinfort (special teams).

1979

Pro Bowl: Randy Gradishar, Tom Jackson, Rick Upchurch, Louis Wright. **AII-NFL:** Randy Gradishar (PFWA, Pro Football Weekly, AP-2nd team), Rick Upchurch (PFWA, Pro Football Weekly, AP-2nd team), Louis Wright (AP, NEA, PFWA, Pro Football Weekly). **AII-AFC:** Randy Gradishar (Pro Football Weekly, The Sporting News, UPI-2nd team), Bob Swenson (UPI-2nd team), Bill Thompson (UPI), Rick Upchurch (Pro Football Weekly), Louis Wright (UPI, Pro Football Weekly, The Sporting News). **Earl Hartman Award Winners (Broncos Most Valuable Players):** Craig Morton (offense), Bob Swenson (defense), Larry Canada (special teams).

1978

Pro Bowl: Lyle Alzado, Randy Gradishar, Tom Jackson, Riley Odums, Bill Thompson, Rick Upchurch, Louis Wright. **AII-NFL:** Lyle Alzado (AP), Randy Gradishar (AP, PFWA, PFW, NEA), Tom Jackson (AP), Rick Upchurch (AP, PFWA, PFW, NEA). **AII-AFC:** Lyle Alzado (UPI, PFW, TSN), Steve Foley (UPI), Randy Gradishar (UPI, PFW, TSN), Tom Jackson (UPI), Bill Thompson (UPI, PFW, TSN), Rick Upchurch (PFW), Louis Wright (UPI, PFW, TSN). **NFL Defensive Player of the Year:** Randy Gradishar (AP, PFW, NEA). **AFC Defensive Player of the Year:** Randy Gradishar (UPI, Kansas City 101 Club). **NFL Defensive Lineman of the Year:** Barney Chavous (Pittsburgh Courier). **Colorado Sports Hall of Fame Pro Athlete of the Year:** Randy Gradishar. **Earl Hartman Award Winners (Broncos Most Valuable Players):** Riley Odums (offense), Randy Gradishar (defense), Maurice Harvey (special teams).

1977

Pro Bowl: Lyle Alzado, Randy Gradishar, Tom Jackson, Bill Thompson, Louis Wright. **AII-NFL:** Lyle Alzado (AP, UPI, PFW), Randy Gradishar (AP, UPI, PFW), Tom Jackson (AP, UPI, PFW), Bill Thompson (AP). **AII-AFC:** Louis Wright (PFW), Bill Thompson (PFW). **AFC Defensive Player of the Year:** Lyle Alzado (Kansas City 101 Club). **Colorado Sports Hall of Fame Pro Athlete of the Year:** Craig Morton. **Earl Hartman Award Winners (Broncos Most Valuable Players):** Craig Morton (offense), Tom Jackson (defense), Rick Upchurch (special teams). **NFL Coach of the Year:** Red Miller (AP, UPI, PFW, TSN, Football Digest, Washington Touchdown Club, Kansas City 101 Club, Columbus Touchdown Club).

1976

Pro Bowl: Otis Armstrong, Rick Upchurch. **AII-NFL:** KR Rick Upchurch (AP). **Earl Hartman Award Winners (Broncos Most Valuable Players):** Riley Odums (offense), Tom Jackson (defense), Rick Upchurch (special teams).

1975

Pro Bowl: Randy Gradishar, Riley Odums. **AII-Pro:** Riley Odums (NEA-second team). **AII-AFC:** TE Riley Odums (AP). **Earl Hartman Award Winners (Broncos Most Valuable Players):** Bobby Maples (offense), Lyle Alzado (defense), Jim Turner (special teams).

1974

Pro Bowl: Otis Armstrong, Riley Odums. **AII-Pro:** Otis Armstrong, Riley Odums. **Earl Hartman Award Winners (Broncos Most Valuable Players):** Otis Armstrong (offense), Tom Jackson (defense), Ken Criter (special teams).

1973

Pro Bowl: Floyd Little, Haven Moses, Riley Odums, Paul Smith. **AII-Pro:** Riley Odums (PFWA-second team, NEA-first team), Paul Smith (PFWA-second team, NEA-second team). **AII-AFC:** TE Riley Odums (AP, UPI). **NFLPA Rookie of the Year:** Barney Chavous. **AII-Rookie:** Barney Chavous (AP, UPI). **Earl Hartman Award Winners (Broncos Most Valuable Players):** Charley Johnson (offense), Paul Smith (defense). **Colorado Sports Hall of Fame Pro Athlete of the Year:** Paul Smith. **AFC Coach of the Year:** John Ralston (AP, UPI, PFWA, Kansas City 101 Club).

1972

Pro Bowl: Paul Smith. **Colorado Sports Hall of Fame Pro Athlete of the Year:** Floyd Little.

1971

Pro Bowl: Rich Jackson, Floyd Little. **AII-Pro:** Floyd Little (PFWA-second team). **AII-AFC:** Floyd Little (AP, UPI).

1970

Pro Bowl: Rich Jackson, Floyd Little. **AII-Pro:** Rich Jackson (PFWA-first team), Floyd Little (PFWA-second team). **AII-AFC:** Rich Jackson (AP, UPI), Floyd Little (AP, UPI). **Colorado Sports Hall of Fame Pro Athlete of the Year:** Rich Jackson.

1969

AII-Pro: Rich Jackson (second team), Floyd Little (first team). **AII-AFL:** Rich Jackson (AP, UPI, NEA), Floyd Little (AP, UPI, NEA). **AFL AII-Star Game:** Dave Costa, Mike Current, Al Denson, George Goedeke, Rich Jackson, Floyd Little.

1968

AII-AFL: Rich Jackson (AP, UPI). **AFL AII-Star Game:** Dave Costa, Rich Jackson, Floyd Little.

1967

AII-AFL: Al Denson (NEA). **AFL AII-Star Game:** Dave Costa, Al Denson, Larry Kaminski, Nemiah Wilson.

1966

AII-AFL (The Sporting News): Bob Scarpinto. **AFL AII-Star Game:** John Bramlett, Goose Gonsoulin, Bob Scarpinto, Jerry Sturm.

1965

AII-AFL (The Sporting News): Eldon Danenhauer, Cookie Gilchrist, Lionel Taylor. **AFL AII-Star Game:** Eldon Danenhauer, Cookie Gilchrist.

1964

AII-AFL (The Sporting News): Willie Brown. **AFL AII-Star Game:** Willie Brown, Jim Fraser, Goose Gonsoulin, Jerry Sturm.

1963

AII-AFL (The Sporting News): Goose Gonsoulin. **AFL AII-Star Game:** Goose Gonsoulin, Bud McFadin. **AFL Rookie of the Year:** Billy Joe (The Sporting News' Players' Poll).

1962

AII-AFL (The Sporting News): Eldon Danenhauer, Goose Gonsoulin, Bud McFadin, Bob Zeman. **AFL AII-Star Game:** Eldon Danenhauer, Jim Fraser, Goose Gonsoulin, Bud McFadin, Gene Mingo, Lionel Taylor, Frank Tripucka, Bob Zeman. **AFL Coach of the Year:** Jack Faulkner (AP, UPI).

1961

AII-AFL (The Sporting News): Bud McFadin, Lionel Taylor. **AFL AII-Star Game:** Ken Adamson, Goose Gonsoulin, Bud McFadin, Don Stone.

1960

AII-AFL (The Sporting News): Goose Gonsoulin, Bud McFadin, Lionel Taylor.

BRONCOS IN THE PRO BOWL (1970-2020)

(Please see year-by-year Broncos Pro Bowlers and AFL All-Star Game participants beginning on page 359) **Current players in bold**

PLAYER	PRO BOWLS AS A BRONCO	SEASON(S) SELECTED	PLAYER	PRO BOWLS AS A BRONCO	SEASON(S) SELECTED
Lyle Alzado	2	1977-78	Glyn Milburn	1	1995
C.J. Anderson	1	2014	Anthony Miller	1	1995
Otis Armstrong	2	1974, '76	Von Miller	8	2011-12, '14-19
Steve Atwater	8	1990-96, '98	Haven Moses	1	1973
Champ Bailey	8	2004-07, '09-12	Tom Nalen	5	1997-2000, '03
Zane Beadles	1	2012	Riley Odums	4	1973-75, '78
Keith Bishop	2	1986-87	Deltha O'Neal	1	2001
Tyrone Braxton	1	1996	Michael Dean Perry	1	1996
Michael Brooks	1	1992	Clinton Portis	1	2003
Dwayne Carswell	1	2001	Matt Prater	1	2013
Bradley Chubb	1	2020	Luke Prestridge	1	1982
Ryan Clady	4	2009, '11-12, '14	Trevor Pryce	4	1999-2002
Jay Cutler	1	2008	Bill Romanowski	2	1996, '98
Terrell Davis	3	1996-98	Emmanuel Sanders	2	2014, '16
Brian Dawkins	2	2009, '11	Mark Schlereth	1	1998
Elvis Dumervil	3	2009, '11-12	Shannon Sharpe	7	1992-98
Jason Elam	3	1995, '98, 2001	Justin Simmons	1	2020
John Elway	9	1986, '87, '89, '91, 1993-94, '96-98	Dennis Smith	6	1985-86, '89-91, '93
Ian Gold	1	2001	Detron Smith	1	1999
Randy Gradishar	7	1975, '77-79, 1981-83	Rod Smith	3	2000-01, '05
Gaston Green	1	1991	Neil Smith	1	1997
Brian Griese	1	2000	Paul Smith	2	1972-73
Chris Harris Jr.	4	2014-16, '18	Darian Stewart	1	2016
Mike Horan	1	1988	Courtland Sutton	1	2019
Bobby Humphrey	1	1990	Bob Swenson	1	1981
Rich Jackson	2	1970-71	Aqib Talib	4	2014-17
Tom Jackson	3	1977-79	Demaryius Thomas	5	2012-16
Tony Jones	1	1998	Julius Thomas	2	2013-14
Rulon Jones	2	1985-86	Billy Thompson	3	1977-78, '81
Greg Kragen	1	1989	David Treadwell	1	1989
Chase Kreiter	1	2018	Rick Upchurch	4	1976, '78-79, '82
Phillip Lindsay	1	2018	Louis Vasquez	1	2013
Floyd Little	3	1970-71, '73	T.J. Ward	2	2014-15
Brandon Lloyd	1	2010	DeMarcus Ware	2	2014-15
John Lynch	4	2004-07	Steve Watson	1	1981
Peyton Manning	3	2012-14	Casey Wiegmann	1	2008
Brandon Marshall	2	2008-09	Alfred Williams	1	1996
Ed McCaffrey	1	1998	Al Wilson	5	2001-03, '05-06
Willis McGahee	1	2011	Sammy Winder	2	1984, '86
Karl Mecklenburg	6	1985-87, '89, '91, '93	Louis Wright	5	1977-79, '83, '85
			Gary Zimmerman	3	1994-96

BRONCOS IN THE AFL ALL-STAR GAME (1960-69)

PLAYER	ALL-STAR SEL. AS A BRONCO	SEASON(S) SELECTED	PLAYER	ALL-STAR SEL. AS A BRONCO	SEASON(S) SELECTED
Ken Adamson	1	1961	Larry Kaminski	1	1967
John Bramlett	1	1966	Floyd Little	2	1968-69
Willie Brown	1	1964	Bud McFadin	3	1961-63
Dave Costa	3	1967-69	Gene Mingo	1	1962
Mike Current	1	1969	Bob Scarpitto	1	1966
Eldon Danenhauer	2	1962, '65	Don Stone	1	1961
Al Denson	2	1967, '69	Jerry Sturm	2	1964, '66
Jim Fraser	2	1962, '64	Lionel Taylor	1	1962
Cookie Gilchrist	1	1965	Frank Tripucka	1	1962
George Goeddeke	1	1969	Nemiah Wilson	1	1967
Goose Gonsoulin	5	1961-64, '66	Bob Zeman	1	1962
Rich Jackson	2	1968-69			

BRONCOS ALL-TIME NFL HONORS

NFL MOST VALUABLE PLAYER (AP)

2013	QB Peyton Manning	(16 starts / 450-659, 68.3%, 5,477 yds., 55 TDs, 10 INTs / 115.1 rtg.)
1998	RB Terrell Davis	(16 starts / 392 att., 2,008 yds., 5.1 avg., 21 TDs / 25 rec., 217 yds., 8.7 avg., 2 TDs)
1987	QB John Elway	(12 starts / 224-410, 54.6%, 3,198 yds., 19 TDs, 12 INTs / 66 att., 304 yds., 4.6 avg., 4 TDs)

SUPER BOWL MOST VALUABLE PLAYER

50	LB Von Miller	(6 tackles, 5 solo, 2.5 sacks, 27 yds., 2 FF, 1 PD)
XXXIII	QB John Elway	(18-29, 62.1%, 336 yds., 1 TD, 1 INT, 99.2 rtg.)
XXXII	RB Terrell Davis	(30 att., 157 yds., 5.2 avg., 3 TD / 2 rec., 8 yds.)

NFL OFFENSIVE PLAYER OF THE YEAR (AP)

1998	RB Terrell Davis	(16 starts / 392 att., 2,008 yds., 5.1 avg., 21 TDs / 25 rec., 217 yds., 8.7 avg., 2 TDs)
1996	RB Terrell Davis	(16 starts / 345 att., 1,538 yds., 4.5 avg., 13 TDs / 36 rec., 310 yds., 8.6 avg., 2 TDs)

NFL DEFENSIVE PLAYER OF THE YEAR (AP)

1978	LB Randy Gradishar	(16 starts / 286 tackles, incl. 190 solo, 4 INTs, 2 FF, 1 returned for a TD)
------	--------------------	--

Stats/Coaches Players roster Breakdown 2020 Season History/Results Year-by-Year Stats Postseason Records **Honors** Miscellaneous

645

BRONCOS ALL-TIME NFL HONORS, CONT.

1998	RB Terrell Davis	Week 8	vs. Jacksonville	(31 att., 136 yds., 4.4 avg., 3 TDs / 5 rec., 76 yds.)
1998	RB Terrell Davis	Week 5	vs. Philadelphia	(20 att., 168 yds., 8.4 avg., 2 TDs)
1998	RB Terrell Davis	Week 2	vs. Dallas	(23 att., 191 yds., 8.3 avg., 3 TDs)
1997	QB John Elway	Week 10	vs. Seattle	(19-30, 63.3%, 252 yds., 3 TDs, 112.1 rtg.)
1997	QB Terrell Davis	Week 4	vs. Cincinnati	(27 att., 215 yds., 8.0 avg., 1 TD, 12 rec., 13 yds.)
1996	QB John Elway	Week 12	at New England	(32 att., 154 yds., 4.8 avg., 2 TDs / 4 rec., 56 yds., 1 TD)
1996	RB Terrell Davis	Week 8	vs. Baltimore	(28 att., 194 yds., 6.9 avg., 2 TDs / 3 rec., 19 yds.)
1995	QB John Elway	Week 17	at Oakland	(24-41, 58.5%, 320 yds., 2 TDs, 1 INT, 89.5 rtg.)
1995	WR Anthony Miller	Week 7	vs. Oakland	(7 rec., 149 yds., 21.3 avg., 2 TDs)
1995	QB John Elway	Week 3	vs. Washington	(30-47, 63.8%, 327 yds., 2 TDs, 98.4 rtg.)
1994	QB John Elway	Week 9	vs. Cleveland	(30-41, 73.2%, 349 yds., 2 TDs, 114.8 rtg.)
1993	TE Shannon Sharpe	Week 15	vs. Kansas City	(10 rec., 65 yds., 6.5 avg., 3 TDs)
1993	QB John Elway	Week 12	vs. Pittsburgh	(18-25, 72%, 276 yds., 1 TD, 121.4 rtg.)
1993	QB John Elway	Week 10	at Cleveland	(17-23, 73.9%, 244 yds., 3 TDs, 147.5 rtg.)
1992	QB John Elway	Week 5	vs. Kansas City	(23-38, 60.5%, 311 yds., 2 TDs, 104.2 rtg.)
1992	QB John Elway	Week 1	vs. L.A. Raiders	(10-24, 41.7%, 171 yds., 1 INT, 49.1 rtg.)
1991	RB Gaston Green	Week 5	at Minnesota	(26 att., 158 yds., 6.1 avg. / 1 rec., 9 yds.)
1989	WR Vance Johnson	Week 12	vs. Seattle	(6 rec., 154 yds., 25.7 avg., 2 TDs)
1989	QB John Elway	Week 7	at Seattle	(18-35, 51.4%, 344 yds., 2 TDs, 104.9 rtg.)
1988	QB John Elway	Week 13	vs. L.A. Rams	(21-36, 58.3%, 272 yds., 3 TDs, 1 INT, 98.4 rtg.)
1988	RB Tony Dorsett	Week 2	vs. San Diego	(23 att., 113 yds., 4.9 avg., 1 TD)
1987	RB Joe Duke	Week 5	vs. L.A. Raiders	(23 att., 128 yds., 5.6 avg., 2 TDs)
1987	QB John Elway	Week 1	vs. Seattle	(22-32, 68.8%, 338 yds., 4 TDs, 1 INT, 129.9 rtg.)
1986	QB John Elway	Week 13	vs. Cincinnati	(22-34, 64.7%, 228 yds., 3 TDs, 113.4 rtg.)
1986	QB John Elway	Week 8	vs. Seattle	(18-32, 56.3%, 321 yds., 1 TD, 1 INT, 88.2 rtg.)
1984	QB John Elway	Week 10	vs. New England	(26-40, 65%, 315 yds., 3 TDs, 1 INT, 103.6 rtg.)
1984	QB Gary Kubiak	Week 9	at L.A. Raiders	(21-34, 61.8%, 206 yds., 1 TD, 88.6 rtg.)

AFC DEFENSIVE PLAYER OF THE WEEK

(35 Total Winners—Award Initiated by NFL in 1984)

2019	DE Dre'Mont Jones	Week 14	vs. Detroit	(5 tackles, 3 solo, 2.5 sacks, 13.5 yds.)
2019	S Kareem Jackson	Week 14	at Houston	(11 tackles, 6 solo, 1 INT, 4 yds., 3 PD)
2018	LB Von Miller	Week 11	at L.A. Chargers	(1 tackle, 1 sack, 1 INT, 41 yds.)
2016	CB Bradley Roby	Week 8	vs. San Diego	(7 tackles, 4 solo, 1 INT, 51 yds., 2 PD)
2016	LB Von Miller	Week 2	vs. Indianapolis	(7 tackles, 5 solo, 3 sacks, 20 yds., 1 PD, 1 FF)
2015	DE Derek Wolfe	Week 8	vs. Green Bay	(7 tackles, 3 solo)
2015	S T.J. Ward	Week 4	vs. Minnesota	(6 tackles, all solo, 2 sacks, 18 yds., 1 FF)
2015	CB Aqib Talib	Week 1	vs. Baltimore	(3 tackles, incl. 2 solo, 1 INT, 51 yds., 2 PD)
2015	CB Aqib Talib	Week 15	vs. San Diego	(3 tackles, incl. 4 solo, 3 INT, 4 yds., 3 PD)
2013	CB Rodgers-Cromartie	Week 8	vs. Washington	(6 tackles, incl. 4 solo, 1 INT, 75 yds., 3 PD)
2012	LB Von Miller	Week 11	vs. San Diego	(6 tackles, all solo, 3 sacks, -29 yds., 2 FF)
2012	LB Wesley Woodyard	Week 8	vs. New Orleans	(13 tackles, incl. 9 solo, 1 sack, -12 yds., 1 INT, 8 yds., 2 PD, 1 FF)
2012	CB Tracy Porter	Week 1	vs. Pittsburgh	(8 tackles, all solo, 1 INT, 43 yds., TD, 5 PD)
2011	LB Von Miller	Week 11	vs. N.Y. Jets	(10 tackles, incl. 9 solo, 1.5 sacks, -12 yds., 1 PD)
2009	CB Champ Bailey	Week 4	vs. Dallas	(8 tackles, all solo, 1 INT, 3 yds., 4 PD)
2007	DE Elvis Dumervil	Week 14	vs. Kansas City	(5 tackles, all solo, 3 sacks, -15 yds., 1 FF)
2007	S John Lynch	Week 17	at San Diego	(7 tackles, inc. 3 solo, 2 sacks, -12 yds., 2 FF)
2005	LB Al Wilson	Week 4	at Jacksonville	(6 tackles, incl. 4 solo, 1 sack, -2 yds., 2 FF)
2004	LB D.J. Williams	Week 16	at Tennessee	(7 tackles, incl. 5 solo, 1 INT, 10 yds., 3 PD)
2001	CB Denard Walker	Week 7	vs. New England	(6 tackles, incl. 5 solo, 2 INT, 39 yds., 1 TD)
2001	CB Deltha O'Neal	Week 4	vs. Kansas City	(2 tackles, both solo, 4 INT, 69 yds., 2 PD; *tied NFL rec.)
2000	CB Terrell Buckley	Week 6	at San Diego	(2 tackles, both solo, 2 INT, 64 yds., 2 PD)
1999	LB Glenn Cadrez	Week 11	vs. Oakland	(11 tackles, incl. 8 solo, 3 sacks, -16 yds.)
1998	CB Darrien Gordon	Week 13	at San Diego	(4 tackles, incl. 3 solo, 2 INT, 34 yds., 1 FR)
1998	CB Ray Crockett	Week 3	at Oakland	(5 tackles, all solo, 2 INT, 105 yds., 80-yd. TD, 2 PD)
1997	LB John Riggins	Week 6	vs. New England	(15 tackles, incl. 12 solo, 1 INT, 13 yds., 1 TD, 1 FR)
1996	DE Alfred Williams	Week 3	vs. Tampa Bay	(3 tackles, all solo, 2 sacks, -14 yds., 2 FF, 1 FR)
1991	S Steve Atwater	Week 3	vs. Seattle	(7 tackles, incl. 6 solo, 1 INT, 1 yd., 1 FR)
1989	NT Greg Kragen	Week 10	at Kansas City	(6 tackles, incl. 5 solo, 1 sack, -9 yds., 1 FF)
1987	LB Karl Mecklenburg	Week 13	vs. New England	(8 tackles, incl. 7 solo, 2 INT, 25 yds.)
1986	CB Mike Harden	Week 9	at L.A. Raiders	(5 tackles, incl. 4 solo, 2 INT, 64 yds., 40-yd. TD, 3 PD)
1986	LB Karl Mecklenburg	Week 4	vs. New England	(11 tackles, incl. 9 solo, 2 sacks, -23 yds.)
1985	LB Karl Mecklenburg	Week 13	at Pittsburgh	(6 tackles, all solo, 4 sacks, -18 yds.)
1985	CB Louis Wright	Week 11	vs. San Diego	(3 tackles, all solo, 1 INT, 16 yds., 60-yd. blocked FG ret. TD in OT)
1984	S Steve Foley	Week 7	vs. Green Bay	(8 tackles, incl. 5 solo, 1 INT, 20 yds., 22-yd. FR for TD)

AFC SPECIAL TEAMS PLAYER OF THE WEEK

(29 Total Winners—Award Initiated by NFL in 1993)

2020	WR Dontae Spencer	Week 14	at Carolina	(83-yard punt return touchdown)
2020	K Brandon McManus	Week 6	at New England	(franchise record 6-6 FGS, 45, 44, 27, 52, 20, 54)
2020	K Brandon McManus	Week 4	at N.Y. Jets	(3-3 FGS, 40/54/53 — 50+ both in 4th Qtr.; 4-4 PATs)
2016	S Justin Simmons	Week 10	at New Orleans	(Blocked PAT that led to game-winning defensive two-point conversion)
2013	K Matt Prater	Week 14	vs. Tennessee	(3-3 FGS, 25/61/19, 6-6 PAT, 15 pts., 8 KO for touchback)
2013	PR/KR Trindon Holliday	Week 2	at N.Y. Giants	(1 KOR, 121 yds., 30.3 avg., 1 TD)
2012	PR/KR Trindon Holliday	Week 9	at Cincinnati	(2 KOR, 119 yds., 59.5 avg., 1 TD)
2012	K Matt Prater	Week 4	vs. Oakland	(3-3 FGS, 21/43/53, 4-4 PAT, 13 pts., 8 KO for touchback)
2011	K Matt Prater	Week 14	vs. Chicago	(2-3 FGS, 59/51, 1-1 PAT, 7 pts., 2 KO for touchback)
2011	PR/KR Eddie Royal	Week 9	at Oakland	(1 PR, 85 yds., 85.0 avg., 1 TD)
2009	K Matt Prater	Week 12	vs. N.Y. Giants	(4-4 FGS, 26/32/47/24, 2-2 PAT, 14 pts., 5 KO for touchback)
2009	PR/KR Eddie Royal	Week 6	at San Diego	(3 PR, 77 yds., 25.7 avg., 1 TD / 5 KOR, 158 yds., 31.6 avg., 1 TD)
2008	K Matt Prater	Week 5	vs. Tampa Bay	(3-3 FGS, 55/40/27, 1-1 PAT, 10 pts., 8 KO for touchback)
2007	PR Glenn Martinez	Week 11	vs. Tennessee	(2 PR, 80 yds., 40.0 avg., 80-yd. PR for a TD)
2005	K Jason Elam	Week 2	vs. Oakland	(3-4 FGS, 23/20/23, 2-2 PAT, 11 pts.; game-winner in OT)
2007	P Todd Sauerbrun	Week 6	vs. New England	(7 punts, 366 yds., 52.3 avg., 46.9 net., 2 IN20, 66LG)
2004	K Jason Elam	Week 4	at Tampa Bay	(3-3 FGS, 49/50/23, 1-1 PAT, 10 pts.; game-winner)
2004	P/K Micah Knorr	Week 1	vs. Kansas City	(2 punts, 113 yds., 56.5 avg., 43.3 net., 1 IN20, 66LG, 6 KO for TB)
2003	K Jason Elam	Week 15	vs. Cleveland	(3-3 FGS, 51/36/25, 2-2 PATs, 11 pts.; game-winner in OT)
2001	P Tom Rounen	Week 9	vs. San Diego	(6 punts, 319 yds., 53.2 avg., 52.3 net., 5 IN20, 62LG)
2000	LB Ian Gold	Week 11	vs. Oakland	(blocked a punt and returned it 12 yds. for a TD, 2 tackles)
1999	K Jason Elam	Week 11	at San Diego	(4 FGS, 24/41/44/55, 3-3 PATs, 15 pts.)
1998	KR Vaughn Hebronn	Week 16	at Miami	(4 KOR, 168 yds., 38.5 avg., 95-yd. KOR for a TD)
1998	KR Vaughn Hebronn	Week 9	at Cincinnati	(6 KOR, 161 yds., 26.8 avg., blocked a punt)
1998	K Jason Elam	Week 8	vs. Jacksonville	(3-3 FGS, 31/32/63*, 4-4 PATs, 13 pts.; *NFL rec.)
1997	PR Darrien Gordon	Week 11	vs. Carolina	(PR, 168 yds., 33.6 avg., 2 PR TDs in 1st qtr.; *tied NFL rec.)
1995	KR Glyn Milburn	Week 15	vs. Seattle	(404 total yds., 131 rush, 45 rec., 95 PR, 133 KOR; *NFL rec.)
1995	KR Glyn Milburn	Week 12	vs. San Diego	(2 PR, 20 yds., 10.0 avg., 4 KOR, 177 yds., 44.3 avg.)
1994	DE Shane Dronett	Week 14	at Kansas City	(Blocked 37-yd. FG attempt with :02 remaining to forced OT)
1993	RB Reggie Rivers	Week 15	vs. Kansas City	(1 tackle, blocked a punt to set up go-ahead TD in 4th)

RETIRED JERSEY NUMBERS

The Denver Broncos have retired three jersey numbers in their 61-year history: the No. 7 worn by quarterback John Elway (1983-98), the No. 18 worn by quarterback Frank Tripucka (1960-63) and the No. 44 worn by running back Floyd Little (1967-75). The most recent addition was Elway's, retired on Sept. 13, 1999, in a ceremony at halftime of the Broncos' season-opening game vs. Miami.



John Elway

John Elway, who wore number 7 from 1983-98, led the Broncos to five Super Bowl appearances and two World Championships and retired ranked second in nearly every all-time NFL passing category. Inducted into the Pro Football Hall of Fame in 2004, he passed for 51,475 yards and 300 touchdowns in his 16-year career and retired as the all-time winningest starting quarterback in NFL history with a career mark of 148-82-1 (.643).

Elway was named Most Valuable Player of Super Bowl XXXIII, leading Denver to its second consecutive World Championship with a 34-19 defeat of the Atlanta Falcons, becoming the first player in NFL history to close his career by earning Super Bowl MVP honors in his final game. His image was forged early in his career as he developed a reputation for leading the Broncos to victory against seemingly insurmountable odds. Elway directed the Broncos on an NFL-record 47 fourth-quarter or overtime, game-winning or game-saving drives in his legendary career. Elway was inducted into the Denver Broncos' Ring of Fame in 1999—the first inductee for whom the customary five-year waiting period was waived. *The only other players to wear No. 7 in franchise history were quarterbacks Mickey Slaughter (1963-66) and Craig Morton (1977-82).*

7



Frank Tripucka

Frank Tripucka, who wore number 18 from 1960-63, was Denver's first quarterback and helped lay the foundation for the club's future success. One of the original Broncos, Tripucka played in the American Football League All-Star Game in 1962 and passed for 7,676 yards in his Denver career. His best statistical season came in 1960 when he completed 248-of-478 passes (51.9%) for 3,038 yards with 24 touchdowns.

Tripucka's career passing total still ranks eighth in franchise history, and his single-game record of 447 yards at Buffalo on Sept. 15, 1962, remained the franchise record until broken in 2000. He ranks eighth in completions (662) and sixth in attempts (1,277) as well as eighth in touchdown passes (51) in club history while also guiding Denver to its first .500 season with a 7-7 mark in 1962. Tripucka was inducted into the Broncos' Ring of Fame in 1986. *(Quarterback Peyton Manning is also recognized for wearing the No. 18 from 2012-15; Tripucka gave Manning his blessing to wear his retired number.)*

18



Floyd Little

Floyd Little, who wore number 44 from 1967-75 with the Denver Broncos as well as during his legendary college career at Syracuse, retired as the Broncos' all-time career leader in rushing yards (6,323) and total touchdowns (54). He held both marks until 1998 when they were eclipsed by Terrell Davis, and he was the club's all-time leader in career combined yardage (12,173) until he was passed by Rod Smith in 2006.

Inducted into the Pro Football Hall of Fame in 2010, Little was All-AFL in 1969, played in two AFL All-Star Games (1968, '69) and was named to three Pro Bowls (1970-71, '73). When Little retired, he ranked seventh in NFL history in career rushing yards. He joined the Broncos in 1967 as the club's No. 1 draft choice, becoming the first No. 1 pick to sign with the team in its eight-year history. During his career, Little helped the Broncos to their first winning seasons in 1973 and '74 with back-to-back 7-5-2 and 7-6-1 marks, and he retired in 1975 with Denver just two years away from its first Super Bowl appearance. He was inducted into the club's Ring of Fame as part of its inaugural class in 1984. *The only other players to wear No. 44 in franchise history were defensive back Miller Farr in 1965 and halfback Bruce Starling in 1963.*

44

BRONCOS IN THE PRO FOOTBALL HALL OF FAME

JOHN ELWAY, QB

INDUCTED: 2004

Full Bio appears on p. 653



Quarterback **John Elway** was the Broncos' first inductee into the Pro Football Hall of Fame to have spent his entire career with the club, playing a franchise-record 16 seasons (1983-1998). Elected on Jan. 31, 2004, and inducted on Aug. 8, 2004, as a "first-ballot" Hall of Famer, Elway is arguably the best quarterback to have played the game.

A nine-time Pro Bowl choice who retired as the NFL's all-time leader in wins (148) among quarterbacks, Elway capped his career with back-to-back World Championships and started in five Super Bowls. Elway, who ranks sixth in NFL history in career passing yards (51,475) and seventh in touchdown passes (300), holds an NFL-record 47 fourth-quarter or overtime game-winning or game-tying drives.

GARY ZIMMERMAN, T

INDUCTED: 2008

Full Bio appears on p. 667



Tackle **Gary Zimmerman** was the second Pro Football Hall of Fame inductee to have spent a primary portion of his career with the Denver Broncos. Elected on Feb. 2, 2008, and inducted on Aug. 2, 2008, Zimmerman played five seasons in Denver from 1993-97, helping the Broncos win Super Bowl XXXII during the 1997 campaign for the club's first-ever World Championship. One of a handful of players named to two NFL All-Decade Teams (1980s and '90s) and a seven-time Pro Bowl selection who started all 184 career games played, Zimmerman joined the Broncos in a trade from Minnesota on Aug. 24, 1993, after playing his first seven years with the Vikings.

Zimmerman started all 76 career games played with Denver and earned three Pro Bowl selections (1994-96) as a key component of offenses that led the NFL in total yards twice (1996-97).

FLOYD LITTLE, RB

INDUCTED: 2010

Full Bio appears on p. 656



Running Back **Floyd Little**, elected to the Pro Football Hall of Fame on Feb. 6, 2010, and inducted on Aug. 7, 2010, spent all nine of his professional seasons with the Broncos from 1967-75 and ranked seventh on the NFL's all-time rushing list (6,323 yards) and eighth on its all-time combined yards list (12,173 yards) at the time of his retirement. Selected by Denver with the sixth overall pick in the 1967 draft from Syracuse University, Little was the first No. 1 draft choice to sign with the Broncos and made five All-Star appearances (3 Pro Bowls, 2 AFL All-Star) with the team.

Little led the Broncos in rushing for a club-record seven consecutive seasons from 1967-73, including 1971 when he captured the NFL's rushing crown with 1,133 yards. His eight years with at least 1,000 combined yards tied for second in league history at the time of his retirement.

SHANNON SHARPE, TE

INDUCTED: 2011

Full Bio appears on p. 662



Tight end **Shannon Sharpe** became the third former Bronco to be elected to the Pro Football Hall of Fame in three seasons when he was selected on Feb. 5, 2011. Inducted into the Hall of Fame on Aug. 6, 2011, Sharpe played 12 seasons for the Broncos (1990-99, 2002-03) and two years with the Ravens (2000-01), winning three Super Bowls and finishing his career as the NFL's all-time leader in receptions (815), receiving yards (10,060) and receiving touchdowns (62) by a tight end.

Selected by Denver in the seventh round of the 1990 NFL Draft, Sharpe set a league record at his position with eight Pro Bowls (7 as a Bronco) and was named to the 1990s NFL All-Decade Team. A four-time first-team Associated Press All-Pro, Sharpe participated in more overall wins (137) than any tight end in NFL history.

TERRELL DAVIS, RB

INDUCTED: 2017

Full Bio appears on p. 652



Running back **Terrell Davis** became the fifth former Bronco to be elected to the Pro Football Hall of Fame when his selection was announced on Feb. 4, 2017. The Broncos' all-time leading rusher, Davis rushed for at least 1,000 yards in each of his first four seasons, including the 1998 campaign in which he totaled the fourth-most rushing yards (2,008) in a season in NFL history to earn league MVP honors. That year, he also set a club record with 21 rushing scores.

The three-time Pro Bowl and first-team All-Pro selection (1996-98) finished his career with a franchise-record 7,607 rushing yards and 60 rushing touchdowns on 1,655 carries (4.6 avg.) in 78 regular-season games (77 starts) as a key member of the Broncos' back-to-back Super Bowl championship teams (1997-98).

CHAMP BAILEY, CB

INDUCTED: 2019

Full Bio appears on p. 651



Cornerback **Champ Bailey** became the first defensive player in franchise history to make the Pro Football Hall of Fame when he was selected as a first-ballot inductee on Feb. 2, 2019. Bailey played 10 seasons with the Broncos from 2004-13 and five years with the Washington Redskins from 1999-2003.

Bailey was selected to 12 Pro Bowls during his career to tie for the third-most in history among defensive players. A member of the 2000s NFL All-Decade Team as chosen by the Pro Football Hall of Fame Selectors, Bailey also was named to the Associated Press All-Pro Team five times (1st Team: 2004-06; 2nd Team: 2000, '12). He began his career starting 99 consecutive regular-season games and made the most starts (212) among league cornerbacks during his 15 NFL seasons.

PAT BOWLEN, OWNER

INDUCTED: 2019

Full Bio appears on p. 651



Owner **Pat Bowlen** became the 15th principal owner to be elected to the Pro Football Hall of Fame when he was selected on Feb. 2, 2019. During Bowlen's 35 seasons as owner (1984-2019), the Broncos tied for the second-best win percentage (.596 / 354-240-1) in the NFL and the fourth-best mark among all 122 major North American pro sports teams. The Broncos also made as many Super Bowl appearances (7) as losing seasons under Bowlen.

In addition to his role with the Broncos, Bowlen was heavily involved in the growth of professional football through his dedication at the league level. Bowlen served a combined 91 seasons on 15 different NFL committees—the third most ever by an owner—including a role as role chairman of both the NFL Management Council Executive Committee and the NFL Broadcasting Committee.

STEVE ATWATER, S

ELECTED: 2020

Full Bio appears on p. 650



Safety **Steve Atwater** became the second defensive player in Broncos history elected to the Pro Football Hall of Fame who spent a significant portion of his career with the team when he was selected on Feb. 1, 2020. Atwater played the first 10 seasons of his 11-year career with the Broncos after being selected by the club in the first round (20th overall) of the 1989 NFL Draft from the University of Arkansas.

A first-team selection for the 1990s NFL All-Decade Team, Atwater's eight career Pro Bowl selections are the second most by a player in Broncos history. In 167 career regular-season games (166 starts), Atwater totaled 1,357 tackles (857 solo), 24 interceptions (408 yds.), five sacks (34 yds.), 13 forced fumbles and nine fumble recoveries.

JOHN LYNCH, S

ELECTED: 2021

Full Bio appears on p. 657



Safety **John Lynch** became third defensive player in Broncos history selected to the Pro Football Hall of Fame who spent a meaningful portion of his career with the team when he was chosen on Feb. 6, 2021. Lynch, a nine-time Pro Bowler and a four-time Associated Press All-Pro selection, played 15 NFL seasons, including his first 11 years (1993-2003) with the Tampa Bay Buccaneers and his final four years (2004-07) with the Broncos.

Lynch was inducted into the Buccaneers Ring of Honor and Broncos Ring of Fame in 2016, earning the rare distinction of being inducted into the Ring of Honor/Fame with two NFL teams.

PEYTON MANNING, QB

ELECTED: 2021

Full Bio appears on p. 657



Quarterback **Peyton Manning** became the second quarterback in Broncos history who spent a significant part of his career with the team when he was elected to the Pro Football Hall of Fame on Feb. 6, 2021. The only five-time Most Valuable Player in NFL history (2003-04, '08-09, '13), he played 18 seasons with Indianapolis (1998-2011) and Denver (2012-15).

Manning is one of two quarterbacks in league history to win a Super Bowl with two franchises (Indianapolis – SB XLII; Denver – SB 50) while also helping the Colts and Broncos to Super Bowls XLIV and XLVIII, respectively. He helped the Broncos to the most wins (55) and highest winning percentage (.764) of any team in the NFL while capturing four AFC West Division titles, two AFC Championships and a Super Bowl victory during his four years with the team.

OTHER PRO FOOTBALL HALL OF FAME MEMBERS WITH BRONCOS TIES

- **CB Willie Brown** (Inducted 1984): Played for the Broncos from 1963-66 and was named All-American Football League in 1964 before being traded to Oakland and playing 12 seasons with the Raiders.
- **S Brian Dawkins** (Inducted 2017): A 2000s All-Decade performer; spent his first 13 seasons with Philadelphia before playing for the Broncos during his final three years from 2009-11. Pro Bowler twice with Denver (2009, '11). All-American Football League in 1964 before being traded to Oakland and playing 12 seasons with the Raiders.
- **RB Tony Dorsett** (Inducted 1994): Best known for his brilliant 11-year tenure with the Dallas Cowboys, he ended his playing career in Denver from 1988-89 and finished his career second on the all-time rushing list with 12,739 yards.
- **Fred Gehrig** (Hall of Fame Pioneer Award, 1972): A 16-year team employee and Broncos General Manager from 1977-80.
- **Stan Jones** (Inducted 1991): Honored for 12-year playing career; Denver's defensive line coach for 18 years (1967-71, '76-88).
- **CB Ty Law** (Inducted 2018): A 2000s All-Decade performer, spent his first 10 seasons (1995-2004) with New England. Ended his career playing seven games for the Broncos in 2009.
- **Doak Walker** (Inducted 1986): Honored for his six-year playing career; Coached Denver's wide receivers in 1966.

BRONCOS RING OF FAME PROFILES



The Denver Broncos Ring of Fame, which is displayed on the Level 5 façade of Empower Field at Mile High, was created by late Owner Pat Bowlen in 1984 to honor former players and administrators who played significant roles in the franchise's history.

A total of 35 individuals have been honored as Ring of Famers, including former head coach Mike Shanahan who was elected in 2020 (2021 induction ceremony).

Inductees of the distinguished membership are also featured on 8-foot bronze and steel pillars in Ring of Fame Plaza at Empower Field at Mile High.

DENVER BRONCOS RING OF FAME

Name	Pos.	Years	Inducted	Name	Pos.	Years	Inducted
Peyton Manning	QB	2012-15	2021	Dennis Smith	S	1981-94	2001
Mike Shanahan	Coach	'84-87, '89-91, '95-08	2020	John Elway	QB	1983-98	1999
Champ Bailey	CB	2004-13	2019	Louis Wright	CB	1975-86	1993
Red Miller	Coach	1977-80	2017	Tom Jackson	LB	1973-86	1992
Jason Elam	K	1993-2007	2016	Randy Gradishar	LB	1974-83	1989
Simon Fletcher	LB	1985-95	2016	Craig Morton	QB	1977-82	1988
John Lynch	S	2004-07	2016	Haven Moses	WR	1972-81	1988
Pat Bowlen	Owner	1984-2019	2015	Jim Turner	K	1971-79	1988
Dan Reeves	Coach	1981-92	2014	Billy Thompson	S	1969-81	1987
Rick Upchurch	WR/Ret.	1975-83	2014	Charley Johnson	QB	1972-75	1986
Gene Mingo	HB/K	1960-64	2014	Paul Smith	DT	1968-78	1986
Tom Nalen	C	1994-2008	2013	Frank Tripucka	QB	1960-63	1986
Rod Smith	WR	1994-2007	2012	Gerald H. Phipps	Owner	1961-81	1985
Shannon Sharpe	TE	1990-99, '02-03	2009	"Goose" Gonsoulin	S	1960-66	1984
Terrell Davis	RB	1995-2002	2007	Rich Jackson	DE	1967-72	1984
Steve Atwater	S	1989-98	2005	Floyd Little	RB	1967-75	1984
Gary Zimmerman	T	1993-97	2003	Lionel Taylor	WR	1960-66	1984
Karl Mecklenburg	LB	1983-94	2001				



STEVE ATWATER

6-3 • 217 • ARKANSAS

YEAR INDUCTED: 2005

YEARS WITH BRONCOS: 1989-98

SAFETY



27

Steve Atwater, a 2020 Pro Football Hall of Fame inductee, was chosen as the 20th member of the Broncos' Ring of Fame in 2005 after a brilliant 10-year career with the club from 1989-98. Regarded as one of the toughest safeties in the NFL during his playing days, Atwater was voted to a franchise record-tying seven consecutive Pro Bowls from 1990-96, and his eight career Pro Bowl selections are the second most by a player in Broncos history. Selected by the Broncos in the first round (20th overall) of the 1989 NFL Draft from the University of Arkansas, Atwater was a consensus All-Rookie selection and was named NFL Defensive Rookie of the Year by *Football Digest* during his first professional season on a club that advanced to Super Bowl XXIV. He went on to serve as a key leader on the Broncos' back-to-back Super Bowl championship teams from 1997-98 and was voted an All-Pro by the Associated Press from 1991-92 and in 1996. He started all 155 regular-season games he played with Denver, a total that ranks 10th in franchise history. Atwater also recorded 24 interceptions that rank ninth in Denver history and 408 interception return yards that rank seventh in club annals. He led the Broncos in tackles during two seasons (1993 and '95) and finished second on the club in that category five times during his career. Atwater's play against Green Bay in Super Bowl XXXII, a game in which he totaled six tackles, one sack, one forced fumble and two pass breakups, was instrumental in Denver winning its first-ever World Championship. The safety ranks second to only John Elway in career postseason starts by a Bronco as he started all 14 playoff appearances, including three Super Bowls and four AFC Championship Games. Atwater, who was a three-time All-Southwest Conference selection and a two-time All-American at Arkansas, played one season with the New York Jets in 1999 following his Broncos career.



ATWATER'S NFL CAREER RECORD

Games	Starts	Solo	Assist	Total	Sacks	Int.	Yds.	Avg.	TD
167	166	854	502	1,356	5.0	24	408	17.0	1



CHAMP BAILEY

NEW INDUCTEE
BRONCOS RING OF FAME

YEAR INDUCTED: 2018


YEARS WITH BRONCOS: 2004-13

CORNERBACK

Champ Bailey was inducted as the 33rd member of the Broncos' Ring of Fame in 2019—the same season he became the first defensive player in franchise history to be selected to the Pro Football Hall of Fame. Bailey played 10 seasons with the Broncos from 2004-13 and five years with the Washington Redskins from 1999-2003. He was selected to 12 Pro Bowls during his career to tie for the third-most in history among defensive players. A member of the 2000s NFL All-Decade Team as chosen by the Pro Football Hall of Fame Selectors, Bailey also was named to the Associated Press All-Pro Team five times (1st Team: 2004-06; 2nd Team: 2000, '12). In 215 career regular-season games, Bailey totaled 983 tackles (837 solo), 52 interceptions (464 yds.), 235 passes defended, three sacks (26 yds.), nine forced fumbles and five fumble recoveries. Bailey also started 10-of-11 career postseason contests and added 34 tackles (30 solo), two interceptions (105 yds.) and 10 passes defended. He began his career starting 99 consecutive regular-season games and made the most starts (212) among league cornerbacks during his 15 NFL seasons. Bailey's 52 interceptions were the most among NFL cornerbacks during his career (third among all players). That total included a career-best 10 interceptions in 2006, which marked the second-highest single-season total in Broncos history and propelled him to a second-place finish in the AP's NFL Defensive Player of the Year voting. In all, Bailey was a member of six playoff teams (1999, 2004-05, '11-13), five division champions (1999, 2005, '11-13) and one Super Bowl team (2013). Selected by the Redskins with the seventh overall pick in the 1999 NFL Draft from the University of Georgia, Bailey played his first five seasons with Washington before being acquired by Denver in a trade on March 4, 2004.



BAILEY'S NFL CAREER RECORD									
Games	Starts	Solo	Assist	Total	Sacks	Int.	Yds.	Avg.	TD
215	212	806	96	902	3.0	52	464	8.9	4



PAT BOWLEN

YEAR INDUCTED: 2015

YEARS WITH BRONCOS: 1984-2019

OWNER

Late Broncos Owner Pat Bowlen was elected as the newest member of the team's Ring of Fame in 2015—his 32nd season with the franchise. One of two owners and one of just three non-players elected to the Ring of Fame, Mr. Bowlen guided the Broncos to an unprecedented period of success during his three-plus decades in Denver. A member of the Pro Football Hall of Fame Class of 2019, Mr. Bowlen was the first owner in NFL history to achieve 300 overall victories during his first 30 seasons. Mr. Bowlen has totaled 333 regular-season wins, 21 winning seasons and 18 playoff appearances since he purchased the team in 1984. The Broncos are the only NFL team to post at least 90 wins in each of the last three decades while posting the fewest losing seasons (7) during that span. Mr. Bowlen's seven Super Bowl appearances rank second all-time among NFL owners. The Broncos' back-to-back titles in 1997 and '98, along with Denver's Super Bowl 50 win in 2015, make him one of just seven owners in history with at least three World Championships. Denver's success and recognition nationally was confirmed by a 2014 Harris poll that named the Broncos "America's Team." Locally, the Broncos operated with the best homefield advantage in the NFL during Mr. Bowlen's ownership, ranking first in the league in home winning percentage (.711 / 199-81). The team also sold out every regular season and playoff contest as part of the team's NFL-record 403-game sellout streak dating back to 1970. In addition to his unmistakable impact with the Denver Broncos, Mr. Bowlen had a profound influence on the growth of the NFL. He served on 15 league committees during his ownership, helping negotiate record-breaking television contracts and ensuring years of labor peace with several extensions to the NFL's Collective Bargaining Agreement. Mr. Bowlen's championship mentality—to be "No. 1 in everything"—included an unwavering commitment to the community. As chairman of the board of Denver Broncos Charities, he donated more than \$25 million to charitable organizations in the Denver area since the inception of that fund in 1993. Pat Bowlen earned degrees in both business (1965) and law (1968) from the University of Oklahoma. After successful careers in oil, gas and real estate, he purchased the Denver Broncos in 1984.





TERRELL DAVIS

5-11 • 210 • GEORGIA

YEAR INDUCTED: 2007

YEARS WITH BRONCOS: 1995-2002

RUNNING BACK



30

A member of the Pro Football Hall of Fame Class of 2017, Terrell Davis was inducted as the 21st member of the Ring of Fame in 2007 after establishing himself as the Denver Broncos' all-time leading rusher while spending his entire eight-year career with the team from 1995-2002. Selected by the Broncos in the sixth round (196th overall) of the 1995 NFL Draft from the University of Georgia, Davis rushed for at least 1,000 yards in each of his first four seasons, including the 1998 campaign in which he totaled the fourth-most rushing yards (2,008) in a season in NFL history to earn league MVP honors. That year, he also set a club record with 21 rushing scores. The three-time Pro Bowl and first-team All-Pro selection (1996-98) finished his career with a franchise-record 7,607 rushing yards and 60 rushing touchdowns on 1,655 carries (4.6 avg.) in 78 regular-season games (77 starts) as a key member of the Broncos' back-to-back Super Bowl championship teams (1997-98). His 101.7-yard rushing average in all games played (incl. postseason) trails only Pro Football Hall of Famer Jim Brown. Davis owns three of the top-five single-season rushing outputs in Broncos annals as well as the club's single-season scoring record for a non-kicker (138 pts., 1998). In the postseason, Davis was equally as impressive, totaling at least 100 rushing yards in seven of his eight career playoff appearances, including his 157-yard, three-rushing touchdown performance against Green Bay in Super Bowl XXXII to earn game MVP honors. He averaged an NFL-record (min. 5 games) 142.5 rushing yards per game in the postseason for his career, totaling a club-record 1,140 rushing yards on 204 carries (5.6 avg.) with 12 touchdowns. Davis, who played his first collegiate season at Long Beach State before transferring to Georgia, ranks first in Broncos history in career 100-yard rushing games (41), first in rushing touchdowns (60), second in overall touchdowns (65) and second in yards from scrimmage (8,887).



DAVIS' NFL CAREER RECORD

RUSHING						RECEIVING				
Games	Starts	No.	Yds.	Avg.	LG	TD	No.	Yds.	Avg.	LG
78	77	1,655	7,607	4.6	71t	60	169	1,280	7.6	35
										5



JASON ELAM

5-11 • 194 • HAWAII

YEAR INDUCTED: 2016

YEARS WITH BRONCOS: 1993-2007

KICKER




1

Jason Elam, who played the first 15 seasons (1993-2007) of his 17-year NFL career with the Broncos, is the franchise's all-time leader in field goals (395) and points (1,786)—both representing the second-highest totals in NFL history for a single team (K Jason Hanson, Det.). A three-time Pro Bowl selection (1995, '98, '01) and 2001 NFL Special Teams Player of the Year, Elam played in a team-record 250 combined games (236 reg. season / 14 postseason) for the Broncos. He was part of 152 combined wins—the second-highest total in team history behind quarterback John Elway (163)—including the Broncos' back-to-back Super Bowl victories in 1997 and 1998. In addition to kicking 24 game-winning or game-saving field goals as a Bronco, Elam finished his career with the team ranked eighth in NFL history in regular-season field goal percentage (80.6 / 395-of-490) and playoff field goal percentage (83.3 / 15-of-18). He also finished his Broncos career ranked second in league history in 50-yard field goals (37), including a 63-yard kick against Jacksonville on Oct. 25, 1998, that tied the NFL record. Including his two final NFL seasons with Atlanta (2008-09), Elam finished his career making 436-of-540 (80.7%) field goals and 675-of-679 (99.4%) PATs for 1,983 points. He set an NFL mark with 16 consecutive seasons scoring 100-plus points, and his 263 consecutive games (every contest of his career) with a point was the second-longest streak in league history at the time of his retirement. Elam was selected by the Broncos in the third round (70th overall) of the 1993 NFL Draft from the University of Hawaii, where he converted 79 career field goals to finish one shy of the then-NCAA record. A graduate of Brookwood High School in Snellville, Ga., Elam was born on March 8, 1970.



ELAM'S NFL CAREER RECORD

PAT CONVERSIONS			FIELD GOALS			
Games	No.-Att.	Pct.	No.-Att.	Pct.	LG	Pts.
263	675-679	99.4	436-540	80.7	63	1,983




JOHN ELWAY

6-3 • 215 • STANFORD

YEAR INDUCTED: 1999

YEARS WITH BRONCOS: 1983-98

QUARTERBACK



John Elway, a two-time Super Bowl champion as a player, a member of the Hall of Fame Class of 2004 and the most accomplished player in Denver Broncos history, was elected to the franchise's Ring of Fame in 1999. The only player for whom the customary wait for Ring of Fame induction was waived, Elway finished his magnificent career completing 4,123-of-7,250 passes (56.9%) for 51,475 yards with 300 touchdowns and 226 interceptions. A starter in five Super Bowls overall, Elway capped his playing days with Super Bowl XXXIII Most Valuable Player honors after helping the Broncos capture the second of back-to-back World Championships following the 1998 season. Elway, who retired as the NFL's all-time winningest starting quarterback (148-82-1 / 643) was voted to a franchise-record nine Pro Bowl appearances (1986, '87, '89, '91, '93, '94, '96, '97 and '98) and as a starter six times. He was the NFL's Most Valuable Player in 1987 and AFC Player of the Year in 1993. Elway was named the Edge NFL Man of the Year for 1992 and was inducted into the Colorado Sports Hall of Fame in 1999 while also being named to the NFL's All-Decade team for the 1990s (first team). He generated 4,771 of the 5,806 points (82.2%) scored by the Broncos during his 16-year tenure with the club. Elway ranked No. 1 in NFL history in fourth-quarter, game-winning or game-saving drives with 47 (46-0-1 record) and had 36 career 300-yard passing games in the regular season. He started 2,595 drives as a pro and was replaced just 10 times due to injury (.039%). Elway's No. 7 jersey was retired on Sept. 13, 1999. Selected as the No. 1 overall pick in the 1983 NFL Draft, Elway concluded his collegiate career at Stanford University with five major NCAA Division I-A records and nine major Pacific-10 Conference marks.



ELWAY'S NFL CAREER RECORD

Games	Starts	Att.	Comp.	Yards	Pct.	TD	INT	LG	Rtg.
234	231	7,250	4,123	51,475	56.9	300	226	86	79.9




SIMON FLETCHER

6-6 • 240 • HOUSTON

YEAR INDUCTED: 2016

YEARS WITH BRONCOS: 1985-95

LINEBACKER




Simon Fletcher spent his entire 11-year NFL career (1985-95) with the Broncos and finished as the franchise's all-time sack leader with 97.5 quarterback takedowns—a record that wasn't surpassed until 2018 by Von Miller. A member of the Broncos' 50th Anniversary Team, Fletcher never missed a game in his career, setting a team mark by appearing in 172 consecutive contests. At the conclusion of his career, Fletcher was tied for 13th on the NFL's all-time sack list. Including his six quarterback takedowns in the postseason, he totaled 103.5 for the Broncos to become just the 11th player in NFL history to reach 100 combined sacks for a single team. In addition to leading the Broncos in sacks for seven consecutive seasons (1988-94), Fletcher still owns three of the Top 7 single-season sack totals in team history. Fletcher joined Pro Football Hall of Fame defensive end Reggie White as the only players to record double-digit sack totals in five consecutive years from 1989-93. His 66 sacks during that span trailed only White (67) among his NFL counterparts. Fletcher set an NFL record by posting a sack in 10 consecutive games from 1992-93—a mark that he currently shares with former Broncos linebacker DeMarcus Ware (2007-08 w/Dallas). Along with his sack totals, Fletcher accounted for 851 career tackles (530 solo), two interceptions, 21 forced fumbles and 10 fumble recoveries. A starter on three AFC Championship teams (1986-87, '89), he totaled 42 tackles (36 solo) and six sacks (23 yds.) in 12 career postseason games. Fletcher was selected by the Broncos in the second round (54th overall) of the 1985 NFL Draft from the University of Houston. He started 33-of-37 games played for the Cougars, accounting for 14 career sacks and 30 tackles for a loss. A graduate of Bay City (Texas) High School, Fletcher was born on Feb. 18, 1962.



FLETCHER'S NFL CAREER RECORD

Games	Starts	Sacks	Int.	Yds.	FF	FR
172	143	97.5	2	8	21	10



AUSTIN "GOOSE" GONSOULIN

6-3 • 210 • BAYLOR

YEAR INDUCTED: 1984

YEARS WITH BRONCOS: 1960-66

SAFETY



23

Austin "Goose" Gonsoulin was one of the four original Ring of Fame inductees in 1984 and was recognized for his splendid play at safety for seven seasons. Gonsoulin was one of the original Broncos from the 1960 season and was one of three original Broncos still with the team at the start of his final year with the club in 1966. At the end of his Broncos career, he was the all-time American Football League leader in interceptions with 43 and still ranks second in club history in that category. His 11 pickoffs in 1960 as a rookie are still a Denver club record, and he shares the team and NFL record for interceptions in a game with four, a feat he accomplished on Sept. 18, 1960, at Buffalo. He also had three interceptions in a game against Kansas City on Oct. 11, 1964. Gonsoulin led the Broncos in interceptions four times in his career, including in consecutive seasons from 1962-63, and currently ranks fifth in club history with 542 career interception return yards. He was an All-AFL choice in 1960, '62 and '63 while also being named to the AFL All-Star Game from 1961-64 and in '66. His amazing durability and toughness enabled him to start 61 consecutive games at one point in his career. Gonsoulin played one season with San Francisco in 1967 after his Broncos career concluded. A native of Port Arthur, Texas, he was captain of his college team at Baylor University.



GONSOULIN'S NFL CAREER RECORD

Games	Starts	Sacks	Int.	Yds.	Avg.	TD
108	N/A	N/A	46	551	12.0	2



RANDY GRADISHAR

6-3 • 233 • OHIO STATE

YEAR INDUCTED: 1989


YEARS WITH BRONCOS: 1974-83

LINEBACKER



53

Randy Gradishar was the only Ring of Fame inductee in 1989 in recognition of his outstanding 10-year career (1974-83) at linebacker for the Broncos. He was among the 15 finalists for the Pro Football Hall of Fame balloting in 2003 and 2008 as well as one of the 25 semifinalists for the Class of 2004, 2005, 2006 and 2007. Gradishar earned seven Pro Bowl selections, a total that was the most by a Bronco at the end of his career (currently ties for fourth), and he is the Broncos' all-time leader in tackles with 2,049. He led the Broncos in tackles for a franchise-record nine consecutive years from 1975-83 and averaged 222 tackles per season during that stretch. His 286 tackles during the 1978 campaign still stand as the Broncos' single-season record. Selected by the Broncos in the first round (14th overall) of the 1974 NFL Draft, Gradishar never missed a game, playing in 145 in a row. He accounted for 33 turnovers (20 INTs, 13 FR) during his 10-year career, and that total tied for the fourth most by an NFL linebacker in that span. Voted the NFL Defensive Player of the Year in 1978 by AP, UPI, *Pro Football Weekly* and NEA (George Halas Award), Gradishar helped the Broncos to four playoff berths (1977-79, '83), two division titles (1977-78) and an appearance in Super Bowl XII during the 1977 season. His teammates also voted him defensive MVP in 1978 and '80. While at Ohio State, Gradishar was referred to by Head Coach Woody Hayes as "the best linebacker I ever coached at Ohio State." A three-year starter for the Buckeyes and a consensus All-American as a senior, Gradishar received Academic All-America honors in college. He was president of the Denver Broncos Youth Foundation from 1982-92 and was inducted into the College Football Hall of Fame in 1998.



GRADISHAR'S NFL CAREER RECORD

Games	Starts	Tackles	Sacks	Int.	Yds.	Avg.	TD	Fum. Rec.	Fum. TD	Def. TD
145	134	2,049	19.5	20	335	16.8	3	13	1	4



RICH JACKSON

6-3 • 255 • SOUTHERN

YEAR INDUCTED: 1984

YEARS WITH BRONCOS: 1967-72

DEFENSIVE END



1967-87

Rich Jackson was one of the four original Ring of Famers who were inducted in 1984 and was recognized for his six outstanding seasons with the Broncos from 1967-72. He was considered by many as the best defensive end in professional football during his prime. Known as "Tombstone," Jackson was the first Bronco to be named to the All-NFL first team in 1970. His 43 sacks as a Bronco were the most by any player in club history at the conclusion of his career. He entered the AFL in 1966 with Oakland, playing in five games, before spending the next six seasons with Denver after the Broncos acquired him in a trade. Jackson posted his career high in quarterback sacks in 1969 with 11 and had 10 sacks in both '68 and '70. He was voted All-AFL in 1968 and '69 in addition to starting in the 1970 Pro Bowl. He made the Pro Bowl again in 1971 despite playing in only seven games due to a knee injury that eventually forced him out of football. That season, he was graded by the Broncos' coaches as the team's most efficient tackler as he made the stop on 97 percent of his opportunities. Tabbed the Colorado Sports Hall of Fame Pro Athlete of the Year in 1970, Jackson played the first four games of the 1972 season with the Broncos before being traded to Cleveland for a 1973 third-round draft choice (Paul Howard). He played in each of the final 10 games for the Browns in 1972 during his final NFL season. He was a standout end at Southern University on both sides of the ball and also was the NAIA shot-put champion.



JACKSON'S NFL CAREER RECORD

Games	Starts	Sacks	Int.	Yds.	Avg.	TD
82	N/A	N/A	0	0	0.0	0



TOM JACKSON

5-11 • 220 • LOUISVILLE

YEAR INDUCTED: 1992

YEARS WITH BRONCOS: 1973-86

LINEBACKER



1973-86

Tom Jackson was the only player inducted into the Denver Broncos Ring of Fame in 1992. "TJ" always was one of the most popular players among his teammates, who voted him most inspirational player six consecutive seasons (1981-86). Selected by the Broncos in the fourth round (88th overall) of the 1973 NFL Draft from the University of Louisville, Jackson finished his 14-year career (1973-86) having played the most games in Broncos history at 191 and currently stands fourth on that list. He also finished his career tied for second in games started by a Bronco with 177 (currently tied for fourth) and is one of only five Broncos to wear the Denver uniform for at least 14 seasons. Jackson, who started every possible game in a season seven times for his career, made three consecutive Pro Bowl appearances from 1977-79 and was named first-team All-Pro twice (1977-78). He also was named by his teammates as Denver's defensive MVP in 1974, '76 and '77. The linebacker helped the Broncos to six playoff berths (1977-79, '83-84, '86), four division titles (1977-78, '84, '86) and two Super Bowls (XII in 1977, XXI in '86). He was a key member of the 1977 squad that posted a 12-2 regular-season record en route to earning the franchise's first-ever playoff berth and advancing to Super Bowl XII against the Cowboys. Jackson is tied with fellow Ring of Famer Randy Gradishar for the most interceptions in Broncos history by a linebacker with 20, a career total that currently ties for the 10th highest by any player in club annals. His seven interceptions in 1976 mark the highest single-season total by a linebacker in Broncos history. Jackson finished among Denver's top five tacklers during 11 consecutive seasons from 1974-84 and recorded a career-high 169 stops in 1980. Upon his retirement following the 1986 season, he was fifth on the Broncos' all-time sack list with 44 and currently is 10th on that chart. Jackson joined the Broncos after a standout career at Louisville, where he was a three-time all-conference selection.



JACKSON'S NFL CAREER RECORD

Games	Starts	Sacks	Int.	Yds.	Avg.	TD
191	177	44.0	20	340	17.0	3



CHARLEY JOHNSON

6-1 • 200 • NEW MEXICO STATE

YEAR INDUCTED: 1986

YEARS WITH BRONCOS: 1972-75

QUARTERBACK



12

Charley Johnson was one of three inductees into the Denver Broncos Ring of Fame in 1986 along with fellow quarterback Frank Tripucka and defensive end Paul Smith. Johnson came to Denver in 1972 from Houston in exchange for a third-round draft choice, and the trade at that time was regarded as the most important in franchise history. He quarterbacked the Broncos to their first winning season (7-5-2 in 1973), a landmark moment in the first 14 years of club annals. Johnson set a Broncos record for passing accuracy in 1974 by completing 55.7 percent of his attempts. He made the All-AFC team picked by UPI and *Pro Football Weekly* after the 1973 season while being chosen by his teammates as the Broncos' most valuable offensive player. Johnson once threw for 445 yards in a game (vs. Kansas City, 11/18/74), marking the second-highest single-game passing total in team history at the time, and recorded four 300-yard passing games for his career. He also threw a touchdown pass in 10 consecutive games from 1973-74. He finished his Broncos career with 7,238 passing yards, which currently rank ninth in team history, and 52 touchdown passes, which currently rank seventh in club annals. He had a 20-18-3 (.524) record as a starter with Denver and averaged an impressive 7.46 yards per pass attempt. A draft choice of the St. Louis Cardinals, Johnson played his first professional season with that club in 1961 and set many passing records during nine years with the team. He was traded to Houston before the 1970 season and was with the Oilers for two years before joining the Broncos. Johnson was a star quarterback at New Mexico State University, where he led his team to two Sun Bowl titles.



JOHNSON'S NFL CAREER RECORD

Games	Starts	Att.	Comp.	Yards	Pct.	TD	INT	LG	Rtg.
165	124	3,392	1,737	24,410	51.2	170	181	90t	69.2



FLOYD LITTLE

5-10 • 196 • SYRACUSE

YEAR INDUCTED: 1984

YEARS WITH BRONCOS: 1967-75

RUNNING BACK




44

Floyd Little, named to the Pro Football Hall of Fame Class of 2010, was one of the four original Denver Broncos Ring of Fame inductees from 1984 and joins John Elway and Frank Tripucka as one of three Broncos whose jersey number is retired. A first-round (sixth overall) draft choice of the Broncos in 1967 from Syracuse University, Little was the first No. 1 draft pick ever signed by the Broncos and was widely regarded as "The Franchise" for much of his nine-year career in which he established himself as Denver's first serious threat at running back. A Pro Bowl participant from 1970-71 and in '73, Little twice played in the AFL All-Star Game (1968-69) and was named the Colorado Sports Hall of Fame Pro Athlete of the Year in 1972. He finished his Broncos career ranked No. 1 on the franchise's all-time list for rushing attempts (1,641), rushing yards (6,323) and rushing touchdowns (43), and he now ranks second in each behind Terrell Davis. Among professional football players from 1967-75, only O.J. Simpson totaled more rushing yards than Little, who also posted the fourth-most rushing scores in football during that time. He led Denver in rushing for seven consecutive seasons from 1967-73, marking the longest such streak in club history, and at the time of his retirement ranked seventh in NFL annals in career rushing yards. In 1971, Little led the NFL in rushing with a career-best 1,133 yards after capturing the AFC rushing crown a year earlier with 901 yards in 1970. He set a Broncos career record with 54 total touchdowns (43 rush, 9 rec., 2 ret.) that currently rank fourth on their all-time list while finishing his career third on their all-time scoring list with 324 points (currently 10th). He also set a team record with 12,173 career all-purpose yards, a mark that stood until Rod Smith passed him in 2006, and finished his career as the Broncos' all-time leader in career kickoff return yards (2,523—currently second). A three-time All-American at Syracuse, Little followed in the footsteps of Jim Brown and Ernie Davis as a superstar tailback for the Orangemen. He shattered most of the records set by his predecessors, rushing for 2,704 yards, totaling 582 receiving yards, returning punts for 845 yards and kickoffs for 797 yards, and recording 19 passing yards—for a total of 4,947 yards.



LITTLE'S NFL CAREER RECORD

RUSHING							RECEIVING					KICK RETURNS				
Games	Starts	No.	Yds.	Avg.	LG	TD	No.	Yds.	Avg.	LG	TD	No.	Yds.	Avg.	LG	TD
117	93	1,641	6,323	3.9	80t	43	215	2,418	11.2	74	9	104	2,523	24.3	89	0




JOHN LYNCH

6-2 • 220 • STANFORD

YEAR INDUCTED: 2016

YEARS WITH BRONCOS: 2004-07

SAFETY




47

John Lynch played four seasons (2004-07) with the Broncos and was named to the Pro Bowl in each year he played for the franchise. He joined cornerbacks Champ Bailey and Aqib Talib as the only three players in Broncos history to make the Pro Bowl in each of their first four years with the club. Elected to the Pro Football Hall of Fame in 2021, Lynch was selected to nine total Pro Bowls (4 with Denver; 5 with Tampa Bay), trailing only Hall of Famer Ken Houston (10) among safeties in league history. Lynch helped Denver's defense rank No. 8 overall in total defense from 2004-07 while producing 304 tackles (215 solo), seven sacks, three interceptions, 26 passes defended, nine forced fumbles and one fumble recovery. He joined 2017 Pro Football Hall of Fame inductee Brian Dawkins as the only NFL safeties during that span to post seven sacks and nine forced fumbles. After setting a career high with 10 passes defended in his first year with the Broncos in 2004, Lynch established personal bests with four sacks and four forced fumbles in 2005 to become the first safety since Rod Woodson in 1992 to reach those totals in a single season. Denver's defense in 2005 allowed the fewest points per game (16.1) by the franchise in 14 years, helping the team to a 13-3 record and an AFC West Division title. Lynch came to the Broncos after 11 seasons in Tampa Bay, where he was a four-time Associated Press All-Pro selection (1999-2002) and helped the franchise to a victory in Super Bowl XXXVII. He was inducted into the Buccaneers' Ring of Honor in 2016. Lynch was selected by Tampa Bay in the third round (82nd overall) of the 1993 NFL Draft from Stanford University, where he received first-team All-Pacific-10 Conference honors as a senior. He attended Torrey Pines High School in Del Mar, Calif., and was born on Sept. 25, 1971.



LYNCH'S NFL CAREER RECORD

Games	Starts	Sacks	Int.	Yds.	FF	FR
224	191	13.0	26	204	15	9




PEYTON MANNING

6-5 • 230 • TENNESSEE

YEAR INDUCTED: 2021

YEARS WITH BRONCOS: 2012-15

QUARTERBACK



18

Peyton Manning, the only five-time Most Valuable Player in NFL history (2003-04, '08-09, '13), played 18 seasons with Indianapolis (1998-2011) and Denver (2012-15). He was elected to the Pro Football Hall of Fame and the Broncos Ring of Fame in 2021. A member of the 2000s NFL All-Decade Team and the NFL 100th Anniversary All-time Team, Manning was chosen to the Associated Press All-Pro team 10 times (7x first team; 3x second team) and selected to the Pro Bowl 14 times. He was also twice named the NFL Offensive Player of the Year (2004, '13) as well as Super Bowl XLI MVP. In Manning's four seasons in Denver, he helped the Broncos to the most wins (55) and highest winning percentage (.764) of any team in the NFL while capturing four AFC West Division titles, two AFC Championships and a victory in Super Bowl 50 following his final professional season in 2015. No player threw more touchdowns (151) in the regular season/playoffs combined from 2012-2015 than Manning, who ranked third in the league in overall passer rating (99.6) as well as fourth in both overall passing yards (19,062) and completions (1,639) during that period. In 2013, he posted the most prolific season of any quarterback in NFL history en route to earning his fifth MVP award. Manning, who helped the Broncos to their first Super Bowl appearance in 15 years that season, set NFL single-season records for touchdown passes (55) and passing yards (5,477) while leading the highest-scoring offense (606 pts., 37.9 PPG) in NFL history. His first season with the Broncos in 2012 saw him earn the Associated Press' Comeback Player of the Year award for his remarkable return to the field from a neck injury that forced him to miss the 2011 season. Manning, who received permission from Frank Tripucka's family to wear No. 18, is recognized inside Empower Field at Mile High as one of the club's retired numbers. The number one pick in the 1998 NFL Draft, Manning is also a member of the College Football Hall of Fame Class of 2017 for his distinguished career at the University of Tennessee.



MANNING'S NFL CAREER RECORD

Games	Starts	Att.	Comp.	Yards	Pct.	TD	INT	LG	Rtg.
266	265	9,380	6,125	71,940	65.3	539	251	86t	96.5



KARL MECKLENBURG

6-3 • 240 • MINNESOTA

YEAR INDUCTED: 2001

YEARS WITH BRONCOS: 1983-94

LINEBACKER




Karl Mecklenburg joined the Denver Broncos Ring of Fame in 2001 after establishing himself as one of the most outstanding defensive players in franchise history during his 12-year career from 1983-94. Mecklenburg overcame long odds to achieve greatness after being drafted by the Broncos in the 12th round from the University of Minnesota in 1983—the 310th player chosen. After playing defensive end during his first professional season, Mecklenburg was converted to linebacker in 1984. He became a starter by his third season in 1985 and went on to start 141 career games, a total that includes all 16 games in a year during five different campaigns. His 180 career games played with Denver placed him fifth on the club's all-time list at the end of his tenure with the team (currently ninth). Mecklenburg was voted to play in six Pro Bowls (1985-87, '89, '91, '93), a total that ties for the fifth highest by a player in team history. He was named All-AFC and All-NFL four times (1985-87, '89) and was tabbed the 1986 AFC Player of the Year by *Football News*. Mecklenburg helped Denver to seven postseason appearances (1983-84, '86-87, '89, '91, '93), five division titles (1984, '86-87, '89, '91) and three Super Bowl berths (XXI in 1986, XXII in '87, XXIV in '89). He finished his career with 1,145 tackles (787 solo) as well as a franchise-record 79 sacks. Mecklenburg's career high of 13 sacks came in 1985 and (then a franchise single-season record), and he posted eight seasons with at least seven sacks. He recorded 11 multiple-sack games and is the only player in team annals to record four sacks in a game twice in his career. Mecklenburg posted 100 tackles in a season six times, including a career and team-high 143 stops in 1989. Mecklenburg began his collegiate career at Augustana (S.D.) College before transferring to Minnesota, where he earned second-team All-Big Ten honors as a senior in 1982.



MECKLENBURG'S NFL CAREER RECORD

Games	Starts	Solo	Assist	Total	Sacks	Int.	Yds.	Avg.	TD
180	141	787	358	1,145	79.0	5	128	25.6	0



RED MILLER


YEAR INDUCTED: 2017

YEARS WITH BRONCOS: 1977-80

HEAD COACH



Red Miller was elected to the Broncos Ring of Fame in 2017, joining Dan Reeves as the only two coaches in team history to receive the prestigious honor. Hired as the eighth head coach in Broncos history on Feb. 1, 1977, Miller compiled a 40-22 (.645) regular-season record and a 2-3 (.400) playoff mark from 1977-80. He never had a losing record in his four seasons with the Broncos, tying for the fourth-most regular-season wins (40) in the NFL during his head coaching tenure—a figure that ranks fourth in Broncos history. Miller's 1977 squad posted a 12-2 record and won Denver's first-ever AFC West title, wresting it away from the defending Super Bowl-champion Oakland Raiders. After earning their first-ever playoff berth, the Broncos went on to beat the Raiders in the AFC Championship Game and advanced to their first Super Bowl. Despite losing to the Dallas Cowboys 27-10 in Super Bowl XII, Miller was named 1977 NFL Coach of the Year by the Associated Press and K.C. 101 Club. The Broncos finished the 1978 season with a 10-6 record and won its second consecutive AFC West crown before losing in the divisional playoffs to the eventual Super Bowl-champion Pittsburgh Steelers. Denver finished 10-6 in 1979 to qualify for the playoffs for a third consecutive year before posting an 8-8 mark in 1980, Miller's final season. Miller's teams were fueled by the famed Orange Crush defense, which allowed an NFL-low 15.0 points per game from 1977-80.





GENE MINGO

6-2 • 216 • UNITED STATES NAVY

YEAR INDUCTED: 2014

YEARS WITH BRONCOS: 1960-64

HALFBACK/KICKER



21

Gene Mingo, who played five seasons with the club (1960-64), was one of three inductees into the Ring of Fame in 2014, becoming the fourth "original Bronco" to receive the honor. During the first four seasons (1960-63) in Broncos history, Mingo ranked third in professional football with 375 total points, trailing only Pro Football Hall of Fame running back Paul Hornung (396 pts.) and Patriots Hall of Fame wide receiver/kicker Gino Cappelletti (448 pts.). He led the American Football League in scoring on two occasions—producing 123 points (6 TDs, 18 FGs, 33 PATs) in Denver's inaugural 1960 season and 137 points (4 TDs, 27 FGs, 32 PATs) as an AFL All-Star selection in 1962. A multi-talented weapon during the formative years of the franchise, Mingo appeared in 59 career games for the Broncos and totaled 185 rushes for 777 yards (4.2 avg.) with eight touchdowns on the ground and 47 catches for 399 yards (8.5 avg.) with three touchdowns through the air. He also completed 6-of-18 passes for 200 yards with two touchdowns and one interception. On special teams, he connected on 72-of-119 field goals (60.5%) and 111-of-116 extra points (95.7%) for the Broncos and returned 18 punts for 214 yards (11.9 avg.) with one touchdown along with 34 kickoffs for 742 yards (21.8 avg.). He returned a punt 76 yards for a touchdown in the first regular-season AFL game—a 13-10 Broncos victory against the Boston Patriots on Sept. 9, 1960. Mingo later served as an honorary captain for Denver's "Legacy Game" against the Patriots on Oct. 11, 2009, commemorating the franchise's 50th season. A pioneer as the first African-American placekicker in professional football history, Mingo finished his career playing in a combined 71 games for Oakland (1964-65), Miami (1966-67), Washington (1967) and Pittsburgh (1969-70).



MINGO'S NFL CAREER RECORD

RUSHING							PUNT RETURNS					KICKING			
Games	Starts	No.	Yds.	Avg.	LG	TD	No.	Yds.	Avg.	LG	TD	No.-Att.	Pct.	LG	Pts.
130	N/A	185	777	4.2	82	8	18	214	11.9	76½	1	112-219	51.1	53	551



CRAIG MORTON

6-4 • 214 • CALIFORNIA

YEAR INDUCTED: 1988

YEARS WITH BRONCOS: 1977-82

QUARTERBACK



7

Craig Morton was one of three Broncos Ring of Fame inductees in 1988 along with fellow teammates Haven Moses and Jim Turner. Morton, who joined the Broncos from the New York Giants in a 1977 trade, was Denver's starting quarterback for most of the period from 1977-82 and led the team to its first postseason and Super Bowl berth (XII vs. Dallas) in 1977 when he guided the Broncos to a 12-2 regular-season record and home playoff wins against Pittsburgh and Oakland that year. Morton, who played for the Cowboys from 1965-74, earned a variety of awards for his performance in 1977, including AFC Most Valuable Player honors after ranking fourth in the league in passer rating (82.0). During his career with Denver, he led the team to two division titles (1977-78) and three playoff berths (1977-79). Morton finished his Broncos career ranked first in passing yards (11,895 - currently third), touchdown passes (74 - currently third), pass attempts (1,594 - currently fifth), completions (907 - currently fifth) and total offense (12,155 - currently fourth). His 41 career regular-season wins as the Broncos' starting quarterback mark the second-highest total in club history, and his .641 winning percentage as Denver's signal caller (41-23) is the fourth best in franchise annals. In 1981, the quarterback led the NFL with an 8.50 yards per attempt average, a figure that stands as the highest single-season total in Broncos history, and threw for a career-high 3,195 yards. Morton once completed 16 consecutive passes in a game and had a streak of nine consecutive games with a touchdown pass. He was a consensus All-American at the University of California, where he also starred in baseball.



MORTON'S NFL CAREER RECORD

Games	Starts	Att.	Comp.	Yards	Pct.	TD	INT	LG	Rtg.
203	144	3,786	2,053	27,908	54.2	183	187	95t	73.5



HAVEN MOSES

6-2 • 208 • SAN DIEGO STATE

YEAR INDUCTED: 1988

YEARS WITH BRONCOS: 1972-81

WIDE RECEIVER



25

Haven Moses was inducted into the Denver Broncos Ring of Fame in 1988 as part of a three-member class that included quarterback Craig Morton and kicker Jim Turner. Moses played 10 seasons for the Broncos from 1972-81 as one of their primary wide receivers after joining the team from Buffalo, where he played his first four professional seasons. He finished his Broncos career ranked third in receptions (302 - currently 11th) and receiving yards (5,450 - currently ninth) while tying for first in receiving touchdowns with 44 (currently tied for fifth). His yards-per-reception average for his Denver career was 18.0, which marks the highest career mark in franchise history, and he averaged more than 19 yards per catch in three consecutive seasons from 1976-78. Moses, who helped Denver to three playoff berths (1977-79), two division titles (1977-78) and its first-ever Super Bowl berth (XII vs. Dallas during the 1977 season), was a key member of the first winning season in Broncos history in 1973 (7-5-2) when he caught a career-high eight touchdown passes to earn Pro Bowl honors. In 1979, he had career bests in receptions (54) and receiving yards (943). Moses was a two-year letterman and an All-American as a wide receiver and defensive back at San Diego State University.



MOSES' NFL CAREER RECORD

Games	Starts	Rec.	Yds.	Avg.	LG	TD
199	N/A	448	8,091	18.1	76t	56



TOM NALEN

6-3 • 286 • BOSTON COLLEGE

YEAR INDUCTED: 2013

YEARS WITH BRONCOS: 1994-2008

CENTER



66

Tom Nalen was elected into the Denver Broncos Ring of Fame in 2013. He played center for the Broncos for 14 seasons (1994-2007), anchoring an offensive line that was the standard among NFL units during that span. He saw action in the third-most regular-season games (194) in franchise history, and his 188 starts are second only to quarterback John Elway in Denver's record books. The 11 single-season 1,000-yard rushers and 93 single-game 100-yard rushers he blocked for as the team's starting center (1995-2007) represented the most by an NFL club during that time and the Broncos' 395 sacks allowed in that span were the third fewest in the league. Originally drafted by Denver in the seventh round (218th overall) in 1994, Nalen went on to make five Pro Bowls (1997-2000, '03)—the most by an offensive lineman in Broncos history—in addition to being named an Associated Press All-Pro selection three times (First Team—2000 '03; Second Team—1999) and the NFL's Offensive Lineman of the Year following the 2003 season. He was a member of Denver's back-to-back Super Bowl champion teams from 1997-98 and his 13 career postseason starts are tied for the third-highest total in team history. In addition to being a part of seven playoff teams, three division winners, Nalen's offenses finished ranked in the Top 5 in total yards on eight occasions. He blocked for 1997 MFL MVP Terrell Davis' memorable 2,000-yard campaign in 1998 and helped pave the way for NFL Offensive Rookie of the Year performances by running backs Mike Anderson (2000) and Clinton Portis (2002). Nalen was a three-year starter at Boston College, where he earned numerous honors, including third-team AP All-America, second-team All-Big East Conference and first-team ECAC recognition.



NALEN'S NFL CAREER RECORD

Games	Starts
194	188



GERALD PHIPPS


YEAR INDUCTED: 1985

YEARS WITH BRONCOS: 1961-81

OWNER



Gerald H. Phipps became the first non-player to be inducted into the Denver Broncos Ring of Fame in 1985. Under the guidance of Phipps and his brother Allan, the Broncos rose from their less than auspicious beginnings to the top of the American Football Conference after Phipps purchased the club on Feb. 15, 1965. In 1977, the Broncos posted a 12-2 regular-season record and advanced to the playoffs for the first time in franchise history en route to claiming their first-ever AFC Championship and appearing in their first Super Bowl (XII vs. Dallas). Denver won the AFC West title in 1977 and '78 with Phipps as owner, and the club made three consecutive playoff appearances (1977-79). Under Phipps, the Broncos ultimately rose to a position as one of the NFL's most stable franchises after recording the first winning season in club history under his direction in 1973 (7-5-2 record). With the success of the Broncos, the doors were opened for major league teams from other sports to grab a piece of the Denver sports pie. Following the takeover by the Phipps brothers, Denver Broncos season ticket sales improved from 8,002 in 1964 to 22,905 in 1965. Broncos season tickets were sold out for every season under Phipps from 1970-81 and grew to 73,380 in 1981. Denver's home attendance grew to 598,224 in his final year overseeing the club in 1981. Before purchasing the Broncos, Phipps was the president of the Gerald H. Phipps Inc. Construction Company, which he continued to operate. Phipps was born March 4, 1915, in Denver. Mr. Phipps passed away on Aug. 6, 1993.



DAN REEVES

YEAR INDUCTED: 2014

YEARS WITH BRONCOS: 1981-92

HEAD COACH

REEVES



Dan Reeves became the first head coach to be elected to the Denver Broncos Ring of Fame when he was chosen along with Gene Mingo and Rick Upchurch in 2014. Reeves coached the Broncos from 1981-92 and compiled a 110-73-1 (.600) record in his 12 seasons while leading the team to a franchise-best five division titles (1984, '86-87, '89, '91) and three Super Bowl appearances (1986-87, '89). His 110 regular-season wins and seven playoff victories each rank second in Broncos history behind former Head Coach Mike Shanahan (138 reg. season/8 postseason). Hired by the Broncos on March 10, 1981, Reeves made six postseason appearances with Denver and finished with a losing record on just two occasions—one of which was the strike-shortened 1982 season. The pinnacle of his coaching career with the Broncos came in the late 1980s when he led the Broncos to the Super Bowl three times in a four-year span (1986-87, '89). Including his NFL tenure as a player with Dallas (1965-72) and coaching stops with the Cowboys (1972, '74-80), New York Giants (1993-96) and Atlanta Falcons (1997-2003), Reeves owns the distinction of participating in more Super Bowls (9) than any individual in NFL history. His most recent championship appearance was during the 1998 season when he led the Falcons to Super Bowl XXXIII against the Broncos to become just the third head coach at the time to lead multiple teams to the Super Bowl. In 23 seasons as an NFL head coach, including his 12 years with Denver, Reeves posted a 190-165-2 (.535) regular-season record and an 11-9 (.550) postseason mark. His 190 regular-season wins and 201 overall victories each rank ninth in league history while his four Super Bowl appearances are tied for fourth in league annals among head coaches. A quarterback at the University of South Carolina, Reeves signed with the Cowboys in 1965 and totaled 535 rushes for 1,990 yards (3.7 avg.) and 25 touchdowns as a running back during his eight-year professional playing career.





MIKE SHANAHAN

YEAR ELECTED: 2020

YEARS WITH BRONCOS: 1984-87, '89-91, 1995-2008

HEAD COACH



Mike Shanahan, the Broncos' all-time leader in regular-season wins (138) and postseason victories (8), became the third head coach elected into the Denver Broncos Ring of Fame in 2020. Denver's head coach from 1995-2008, Shanahan led the Broncos to back-to-back Super Bowl wins (XXXII & XXXIII), three conference championship games, seven postseason appearances and nine winning seasons during his 14 seasons manning the sidelines. Previously serving as an assistant coach with the Broncos in two separate stints (1984-87, '89-91), he was hired as head coach on Jan. 31, 1995. During Shanahan's tenure as head coach, Denver had the fourth-best regular-season record (138-86-0 / .616) and top home-record (83-29-0 / .741) in pro football. The Broncos also led the league during that span in total offense (361.9 ypg) and rushing offense (138.4 ypg) while scoring the third-most points (5,449 / 24.3 ppg) in the NFL. Between the 1996-98 seasons, the Broncos became the first team in NFL history to win 46 overall games (39 reg. / 7 post.) in a three-year period. They went undefeated at home in each of those three seasons, becoming the second team ever to be undefeated and untied at home in three consecutive years. In the franchise's first two Super Bowl winning seasons (1997, '98), the Broncos won 33 overall games, including 18 consecutive games (12/15/97-12/13/98) to tie the then all-time NFL record for consecutive victories. Shanahan, who is one of six head coaches to win back-to-back Super Bowls, coached six Broncos who were selected to the 1990s NFL All-Decade Team and six Pro Football Hall of Famers. Following back-to-back World Championships, Shanahan, who held additional responsibilities as Executive Vice President of Football Operations, rebuilt the Broncos into contenders with five consecutive winning seasons (2002-06) and three straight playoff appearances (2003-05). Denver went 13-3 in 2005 and hosted its second AFC Championship Game with Shanahan as head coach. One of six head coaches in NFL history to be on staff for 200+ wins and multiple World Championships with one team, Shanahan was a part of 221 total wins with the Broncos (the most for one coach in team history). Denver also advanced to three Super Bowls (XXI, XXII & XXIV) with Shanahan on staff as an assistant. Including his tenure leading the Los Angeles Raiders from 1988-89 and the Washington Redskins from 2010-13, Shanahan finished his 20-year head coaching career with a record of 170-138 (.552). His 178 total victories (170 reg season + 8 postseason) are tied for 14th in pro football history.



SHANNON SHARPE

6-2 • 228 • SAVANNAH STATE

YEAR INDUCTED: 2009

YEARS WITH BRONCOS: 1990-99, 2002-03

TIGHT END



84

Shannon Sharpe was elected as the 22nd member of the Denver Broncos Ring of Fame on May 12, 2009, after 12 record-setting seasons with the club from 1990-99 and 2002-03. A Pro Football Hall of Fame inductee in 2011, Sharpe tied a Broncos record with seven consecutive Pro Bowl selections from 1992-98 while becoming the NFL's all-time leader in receptions, receiving yards and receiving touchdowns by a tight end. A key member of the Broncos' back-to-back Super Bowl championship teams from 1997-98, Sharpe also was a four-time first-team All-Pro selection by the Associated Press as a Bronco. In 172 career regular-season games (139 starts) with Denver, he registered the second-most receptions (675), receiving yards (8,439) and receiving touchdowns (55) by a player in club annals, trailing only wide receiver Rod Smith. He also played two seasons with Baltimore from 2000-01, earning the third Super Bowl ring of his career during the 2000 campaign and his eighth trip to the Pro Bowl in 2001 with the Ravens. For his 14-year NFL career, Sharpe played 204 regular-season games (169 starts) and had 815 receptions for 10,060 yards (12.3 avg.) with 62 touchdowns. Sharpe owns more receptions, receiving yards, receiving touchdowns, Super Bowl wins and Pro Bowl selections than any of the other seven tight ends enshrined in the Pro Football Hall of Fame. Selected by the Broncos in the seventh round (192nd overall) of the 1990 NFL Draft from Savannah State University, Sharpe was named the first-team tight end on the NFL 1990s All-Decade Team as chosen by the Hall of Fame Selection Committee members.



SHARPE'S NFL CAREER RECORD

Games	Starts	Rec.	Yds.	Avg.	LG	TD
204	169	815	10,060	12.3	82t	62



DENNIS SMITH

6-3 • 200 • SOUTHERN CALIFORNIA

YEAR INDUCTED: 2001

YEARS WITH BRONCOS: 1981-94

SAFETY



49

Dennis Smith was inducted into the Denver Broncos Ring of Fame in 2001, honoring his stellar 14-year career with the club during which he established himself as one of the most feared safeties in the NFL. A ferocious hitter, Smith was voted to six Pro Bowls (1985-86, '89-91, '93) that tie for the sixth most by a player in Broncos history. The four-time All-NFL choice (1985-86, '89, '93) was a key part of seven playoff teams, five division champions and three Super Bowl teams (XXI in 1986, XXII in '87, XXIV in '89) with Denver. Selected by the Broncos in the first round (15th overall) of the 1981 NFL Draft from the University of Southern California, Smith finished his career ranked third all time in games played (184) by a Bronco and fifth in games started (170). He currently ranks sixth in club annals in both categories. The safety also is one of just four players in the history of the Broncos to play at least 14 seasons with the club. Smith's 30 career interceptions and 431 career interception return yards both were the fifth-highest totals at the time of his retirement (currently ranked seventh and sixth, respectively). Smith's career totals also include 1,171 tackles (794 solo) and 15 sacks. He posted a career-high five sacks in 1983, a career-best five interceptions in '91 and a career-high 120 tackles in '92. For his career, Smith recorded five seasons with at least 100 tackles. He was a consensus All-America choice in 1980 as a senior at USC, where he lettered four times in football and three times in track.



SMITH'S NFL CAREER RECORD

Games	Starts	Solo	Assist	Total	Sacks	Int.	Yds.	Avg.	TD	Fum. Rec.	Fum TD	Def. TD
184	170	794	377	1,171	15.0	30	431	14.4	0	17	1	1



PAUL SMITH

6-3 • 256 • NEW MEXICO

YEAR INDUCTED: 1986

YEARS WITH BRONCOS: 1968-78

DEFENSIVE TACKLE



70

Paul Smith was inducted into the Denver Broncos Ring of Fame in 1986 along with quarterbacks Frank Tripucka and Charley Johnson. The defensive tackle recorded 55.5 sacks with the Broncos from 1968-78, finishing his 11-year career in Denver ranked second in that category (currently seventh). He posted 10.5 sacks in 1972 and 11 sacks in '73, propelling him to back-to-back Pro Bowl selections, while registering a career-high 12 sacks during the '71 campaign. Smith did not miss a game for five consecutive seasons from 1969-73, appearing in all 70 contests during that period. He saw action in 12 games during the 1977 campaign, a season in which the AFC West-champion Broncos reached the playoffs for the first time in club history and played in Super Bowl XII against the Cowboys. Smith was one of the team's defensive leaders during the years when Denver was building the foundation for defensive excellence with the famed "Orange Crush." His head coach, John Ralston, once said that Smith was "the finest defensive tackle in pro football," and the lineman was known for being one of the quickest defensive tackles in the NFL. Smith's 11-year career was the longest in Broncos annals until he was surpassed by fellow Ring of Famer Billy Thompson. He was the first 10-year man in Broncos history after joining the club as a ninth-round selection (222nd overall) in the 1968 NFL Draft from the University of New Mexico. Smith finished his professional career by playing two seasons with Washington from 1979-80. Smith passed away on March 14, 2000.



SMITH'S NFL CAREER RECORD

Games	Starts	Sacks	Int.	Yds.	Avg.	TD
164	N/A	N/A	2	14	7.0	0



ROD SMITH

6-0 • 205 • MISSOURI SOUTHERN

YEAR INDUCTED: 2012

YEARS WITH BRONCOS: 1994-2007

WIDE RECEIVER



80

Rod Smith, the franchise's all-time leading receiver, was elected to the Denver Broncos Ring of Fame in 2012. A three-time Pro Bowl selection (2000-01, '05), Smith played 183 regular-season games (158 starts) over 12 seasons while setting club records for receptions (849), receiving yards (11,389) and receiving touchdowns (68). He also established the team's career postseason receiving marks with 49 catches for 860 yards and six touchdowns in 13 playoff games, including Denver's back-to-back Super Bowl championships following the 1997 and '98 seasons. Originally signed by the Broncos as a college free agent from Division II Missouri Southern University in 1994, Smith spent his rookie season on Denver's practice squad. His first NFL reception came against the Washington Redskins on Sept. 17, 1995, on a 43-yard catch from quarterback John Elway as time expired to give the Broncos a dramatic 38-31 victory. Smith eclipsed the 1,000-yard receiving mark in six consecutive seasons from 1997-2002 and in a club-record eight seasons overall (also from 2004-05). He produced 30 100-yard receiving games in the regular season, including in a career-high eight contests during the 2000 season. Following his final game as a Bronco at the conclusion of the 2006 regular season, Smith was ranked 11th in NFL history in career receptions (849), 17th in career receiving yards (11,389) and tied for 30th in career receiving touchdowns (68). His string of posting 70 or more catches for nine consecutive seasons (1997-2005) tied for the second-longest streak in NFL history, and his career receiving yardage total still ranks second among undrafted players in league annals.



SMITH'S NFL CAREER RECORD

Games	Starts	Rec.	Yds.	Avg.	LG	TD
183	158	849	11,389	13.4	85t	68



LIONEL TAYLOR

6-2 • 215 • NEW MEXICO HIGHLANDS

YEAR INDUCTED: 1984

YEARS WITH BRONCOS: 1960-66

END



87

Lionel Taylor, one of the "original Broncos," was one of the initial Ring of Famers after being inducted with the inaugural class in 1984. He finished his seven-year Broncos career (1960-66) as the franchise's all-time leader in receptions (543) and receiving yards (6,872), records he held until 1999 (and now ranks fourth in each). In addition, he set a Broncos record for career touchdown receptions with 44, a mark that now ties for the fifth highest in team history. He caught 92 passes for 1,235 yards (13.4 avg.) with 12 touchdowns in Denver's inaugural 1960 campaign, and his reception total that year was the eighth best by a second-year player in NFL history. Taylor followed his impressive 1960 campaign with 100 receptions (1,176 yds.) in 1961 that stood as the franchise record until 2000 and currently tie for eighth on its single-season chart. Regarded by many as the possessor of the best hands in pro football, Taylor led the AFL in receiving for five of the league's first six years of existence. He never caught fewer than 76 passes in a season over those first six years, averaging 84.7 catches from 1960-65 for the highest six-year total in football history at that time. He totaled AFL/NFL bests in receptions (508) while ranking third in receiving yards (6,424) and tying for eighth in touchdown receptions (43) from 1960-65. A three-time All-AFL selection (1960-61, '65) who played in the league all-star game in 1962, Taylor attended New Mexico Highlands University. He entered the NFL with Chicago in 1959 and played for the Bears as a linebacker for one season before joining the Broncos in 1960. He finished his professional career playing two seasons with Houston from 1967-68.



TAYLOR'S NFL CAREER RECORD

Games	Starts	Rec.	Yds.	Avg.	LG	TD
121	N/A	567	7,195	12.7	80t	45



BILLY THOMPSON

6-2 • 201 • MARYLAND STATE

YEAR INDUCTED: 1987

YEARS WITH BRONCOS: 1969-81

SAFETY



36

Billy Thompson, regarded by many as one of the best defensive backs in Denver Broncos history, was the only Ring of Fame inductee in 1987. A third-round draft choice (61st overall) by the Broncos in 1969, Thompson was the first player in team history to play 13 seasons with Denver (1969-81) with that total tying for the sixth highest in franchise annals. A team captain for many years, Thompson finished his career with more starts (178) and games played (179) than any player in Broncos history and currently ranks third and 10th, respectively, in those categories. The safety also had the longest consecutive start and games played streaks (156 games) in Broncos history at the time of his retirement, marks that currently rank first and third, respectively, in club annals. Thompson was a three-time Pro Bowl selection (1977-78, '81) who earned All-NFL honors twice (1977-78) while establishing himself as one of the game's top ballhawks, finishing his career with a club-record 61 takeaways (40 INTs/21 FUM) as a member of teams that reached the playoffs three times (1977-79), won two division titles (1977-78) and appeared in one Super Bowl (XII in 1977). His 40 career interceptions are the third most by a Bronco in team history, and Thompson stands atop the Broncos' career interception return yardage list with 784 for a 19.6-yard average that is the second best in club history. The safety scored seven defensive touchdowns for his career, reaching the end zone three times on interception returns and four times on fumble recoveries. His three interception return touchdowns tie for the third-highest total in Broncos annals while his four fumble recovery touchdowns stood as the NFL's career record for many years and currently tie for third in league history. As a rookie in 1969, Thompson became the first player in pro football history to lead his league in both kickoff (28.5 avg.) and punt return (11.5 avg.) average in the same season. He finished his career with the second-most punt return yards (1,814), seventh-best punt return average (11.6) and third-best kickoff return average (25.1) in Broncos history. Thompson enjoyed a brilliant career at Maryland State (now Maryland-Eastern Shore), earning All-CIAA honors three times as a defensive back and being named team MVP as a senior. He also twice earned NAIA All-America honors and made All-CIAA three times in baseball as a centerfielder.



THOMPSON'S NFL CAREER RECORD

Games	Starts	Sacks	Int.	Yds.	Avg.	TD	Fum. Rec.	Fum TD	Def. TD
179	178	4.0	40	784	19.6	3	21	4	7



FRANK TRIPUCKA

6-2 • 192 • NOTRE DAME

YEAR INDUCTED: 1986

YEARS WITH BRONCOS: 1960-63

QUARTERBACK



18

Frank Tripucka, who joined the Denver Broncos Ring of Fame in 1986, is one of the "original Broncos," playing for the team from 1960-63. Tripucka led the Broncos to their first-ever .500 season in 1962 (7-7) and represented half of the Tripucka-to-Lionel Taylor passing combination as the duo (both Ring of Famers) went on to set various records together. Tripucka, who joins John Elway and Floyd Little as one of three Broncos whose jersey number is retired, recorded his best statistical season in 1960 when he completed 248-of-478 passes (51.9%) for 3,038 yards with 24 touchdowns. His 3,038 passing yards led the AFL that year while his 24 touchdown passes tied for the second-highest total in the league. The signal-caller was selected to play in the AFL All-Star Game following a 1962 season in which he threw for 2,917 yards to lead Denver to a 7-7 record and a second-place finish in the AFL West. Tripucka's 7,645 passing yards and 51 touchdown passes from 1960-62 marked the second-highest totals in the AFL during those three seasons. Tripucka currently ranks eighth in Broncos history in career passing yards (7,676), sixth in pass attempts (1,277), eighth in completions (662) and eighth in touchdown passes (51). His 447 passing yards against Buffalo (9/15/62) stood as the Broncos' single-game record until 2000 and currently tie for sixth in club annals. A former star at Notre Dame, Tripucka joined the Broncos after playing for Detroit (1949), the Chicago Cardinals (1950-52) and the Dallas Texans (1952).



TRIPUCKA'S NFL CAREER RECORD

Games	Starts	Att.	Comp.	Yards	Pct.	TD	INT	LG	Rtg.
75	N/A	1,745	879	10,282	50.4	69	124	96t	52.2



JIM TURNER

6-2 • 205 • UTAH STATE

YEAR INDUCTED: 1988

YEARS WITH BRONCOS: 1971-79

KICKER



15

Jim Turner, a 1988 inductee into the Denver Broncos Ring of Fame, ranks as one of the most prolific kickers of all time in professional football. He never missed a game as a pro and finished with a streak of 228 consecutive appearances, including 130 in nine seasons (1971-79) with the Broncos, for whom he scored 742 points to establish himself as Denver's all-time scoring leader until Jason Elam passed his mark in 1999. Turner also ranks behind only Elam in Broncos history in career field goals made (151) and extra points made (283). Turner's 151 field goals made with Denver from 1971-79 marked the fourth-highest total in the NFL during that period while his 742 points scored were the fifth most in the league over that span. In 1977, Turner helped Denver post a 12-2 regular-season record to earn the franchise's first-ever playoff appearance en route to advancing to Super Bowl XII against Dallas. Turner was a key part of Broncos squads that earned a total of three playoff appearances (1977-79) and two division titles (1977-78). Named the Broncos' special teams MVP in 1975, Turner joined Denver in 1971 after the club acquired him in a trade from the New York Jets. He played seven seasons for the Jets (1964-70), helping lead the club to a victory in Super Bowl III against Baltimore. At the time of his retirement, Turner ranked second in NFL career scoring with 1,439 points (currently 25th) as well as second in field goals with 304 (currently tied for 26th). Turner kicked 521 career extra points (currently 23rd in NFL history) and was the fourth player to ever reach the 500 mark. Before entering the NFL, Turner was a three-time letterman as a quarterback at Utah State University in the early 1960s.



TURNER'S NFL CAREER RECORD

PAT CONVERSIONS			FIELD GOALS			
Games	No.-Att.	Pct.	No.-Att.	Pct.	LG	Pts.
228	521-543	95.9	304-488	62.3	53	1,439



RICK UPCHURCH

5-10 • 175 • MINNESOTA

YEAR INDUCTED: 2014

YEARS WITH BRONCOS: 1975-83

WIDE RECEIVER/RETURNER



80

Rick Upchurch joined Gene Mingo and Dan Reeves as Denver Broncos Ring of Fame inductees in 2014. Upchurch, who spent his entire nine-year NFL career (1975-83) with the Broncos, made four Pro Bowls (1976, '78-79, '82) and five Associated Press All-Pro teams (1976-79, '82) as a returner. He was named a first-team 1970s NFL All-Decade choice by the Pro Football Hall of Fame Selection Committee in addition to earning second-team 1980s NFL All-Decade honors as a kick returner. Upchurch is the only player in Broncos history to make multiple all-decade teams with the franchise. His career totals include 267 receptions for 4,369 yards (16.4 avg.) with 24 touchdowns, 49 rushes for 349 yards (7.1 avg.) with three scores, 248 punt returns for 3,008 yards (12.1 avg.) with eight touchdowns as well as 95 kickoff returns for 2,355 yards (24.8 avg.). Upchurch's eight career punt return scores tied Pro Football Hall of Fame safety Jack Christiansen for the most in NFL history at the time of his retirement and currently rank first in franchise annals. In 1976, he led the NFL with a 13.7-yard punt return average and four punt return scores. His four touchdowns on punt returns tied an NFL record which still hasn't been broken. He finished first in the league in punt return average (16.1) and punt return touchdowns (2) again in 1982. His best offensive season came in 1979 when he paced the Broncos with 64 receptions for 937 yards (14.6 avg.) with seven touchdowns. His 937 yards marked the sixth-highest single-season total in franchise history at the time and his seven receiving scores tied for sixth. Selected by the Broncos in the fourth round (95th overall) of the 1975 NFL Draft from the University of Minnesota, Upchurch was a 2003 inductee into the Colorado Sports Hall of Fame. He was born on May 20, 1952, in Toledo, Ohio.



UPCHURCH'S NFL CAREER RECORD

RECEIVING							PUNT RETURNS				
Games	Starts	No.	Yds.	Avg.	LG	TD	No.	Yds.	Avg.	LG	TD
119	N/A	267	4,369	16.4	90t	24	248	3,008	12.1	92	8

Louis Wright was named to the Denver Broncos Ring of Fame in 1993 following an electrifying 12-year career



LOUIS WRIGHT

6-2 • 200 • SAN JOSE STATE

YEAR INDUCTED: 1993

YEARS WITH BRONCOS: 1975-86

CORNERBACK



20

(1975-86) with the club as a cornerback. Selected by the Broncos in the first round (17th overall) of the 1975 NFL Draft from San Jose State University, Wright was a five-time Pro Bowl choice (1977-79, '83, '85) and is one of nine players in franchise history to be selected to at least five Pro Bowls. He was named All-NFL by *The Sporting News*, *Pro Football Weekly* and the NEA in 1977, a year in which he was a key member of Denver's 12-2 team that became the first in franchise history to make the playoffs en route to reaching Super Bowl XII against Dallas. For his career, Wright helped the Broncos earn six playoff berths (1977-79, '83-84, '86), four division titles (1977-78, '84, '86) and two Super Bowl appearances (XII in '77 and XXI in '86). He received All-AFC honors from UPI in 1985 after posting five interceptions that year while his teammates voted him Denver's MVP on defense following both the 1982 and '84 seasons. Wright played 166 career games as a Bronco, including 163 starts that ranked fourth in club history at the time of his retirement and currently stand eighth. The defensive back played every game in a season eight times, including the 1983 campaign in which he recorded a career and team-high six interceptions. Wright's 26 career interceptions rank eighth in club history while his 360 career interception return yards are eighth on Denver's all-time list. He recovered 11 fumbles for his career and scored twice on fumble recoveries for touchdowns. At San Jose State, Wright was a two-time letterwinner as a defensive back. He also won two letters in track and once ran the 100 meters in 9.6 seconds.



WRIGHT'S NFL CAREER RECORD

Games	Starts	Sacks	Int.	Yds.	Avg.	TD	Fum. Rec.	Fum TD	Tot. TD
166	163	3.0	26	360	13.8	1	11	2	4



GARY ZIMMERMAN

6-6 • 294 • OREGON

YEAR INDUCTED: 2003

YEARS WITH BRONCOS: 1993-97

TACKLE



65

Gary Zimmerman, named to the Pro Football Hall of Fame Class of 2008, was inducted into the Denver Broncos Ring of Fame in 2003. He played tackle for the Broncos for five seasons (1993-97) and became the first offensive lineman in the history of the franchise to be honored with inclusion in the Ring. A finalist for the Pro Football Hall of Fame from 2003-04 and '06-07 before he joined John Elway as the second HOF inductee who spent a primary portion of his career in Denver, Zimmerman was acquired by the Broncos in a trade from Minnesota on Aug. 24, 1993, after playing his first seven years with the Vikings. He was named to the Pro Bowl three times (1994-96) as a Bronco and helped the franchise to its first-ever World Championship with a victory over Green Bay in Super Bowl XXXII during his final season in 1997. Zimmerman, who started all 76 games played as a Bronco, helped Denver lead the NFL in total yards twice (1996-97) and record three consecutive top-5 league rushing rankings (1995-97), including an NFL-best mark in 1996. During his 12 seasons in the NFL from 1986-97, Zimmerman started all 184 games played and was named to seven Pro Bowls (1987-89, '92, '94-96) while receiving first-or second-team All-Pro honors eight times. He holds the unique distinction of being one of only a handful of players to be named to two NFL All-Decade Teams (1980s and 1990s). Picked in the first round (third overall) of the 1984 supplemental draft by the New York Giants, his signing rights were traded to the Vikings for two second-round picks in the 1986 draft. He spent two seasons with the L.A. Express of the USFL before reporting to Minnesota, where he began a streak of 169 consecutive starts that lasted until 1996 when surgery sidelined him. Zimmerman, who helped the Vikings lead the NFC in rushing in 1991, anchored offensive lines that blocked for a conference's leading passer four times during his career (1986, '88, '93, '96). He played at the University of Oregon, where he received first-team All-Pacific-10 Conference honors as a senior.



ZIMMERMAN'S NFL CAREER RECORD

Games	Starts
184	184

BRONCOS TOP 100 TEAM

The Denver Broncos announced their all-time Top 100 Team in 2019 in celebration of the NFL's 100th season.

The team was voted on by thousands of fans along with input from Broncos alumni, Team Historian Jim Saccomano and team media.



Lyle Alzado, DL
Mike Anderson, RB
Otis Armstrong, RB
Steve Atwater, S
Champ Bailey, CB
Keith Bishop, G
Tyrone Braxton, CB/S
Willie Brown, CB
Billy Bryan, C
Keith Burns, LB
Dwayne Carswell, TE
Rubin Carter, NT
Barney Chavous, DL
Ryan Clady, T
Dave Costa, DT
Ray Crockett, CB
Eldon Danenhauer, T
Terrell Davis, RB
Brian Dawkins, S
Al Denison, WR
Elvis Dumervil, DE/OLB
Jason Elam, K
John Elway, QB
Simon Fletcher, OLB/DE
Steve Foley, CB/S

Cookie Gilchrist, RB
Goose Gosoulin, S
Darrien Gordon, CB/PR
Randy Gradishar, LB
Daniel Graham, TE
Howard Griffith, FB
Mike Harden, S
Chris Harris Jr., CB
Paul Howard, G
Rich Jackson, DE
Tom Jackson, LB
Mark Jackson, WR
Charley Johnson, QB
Vance Johnson, WR
Rulon Jones, DE/OLB
Tony Jones, T
Larry Kaminski, C
Greg Kragen, NT
Chris Kuper, G
Ken Lanier, T
Matt Lepsis, T
Floyd Little, RB
John Lynch, S
Peyton Manning, QB
Brandon Marshall, WR

Ed McCaffrey, WR
Bud McFadin, DT
Karl Mecklenburg, LB
Glyn Milburn, RB/KR
Von Miller, LB
Gene Mingo, RB/K/KR
John Mobley, LB
Craig Morton, QB
Haven Moses, WR
Tom Nalen, C
Riley Odoms, TE
Jake Plummer, QB
Clinton Portis, RB
Trevor Pryce, DL
Bill Romanowski, LB
Tom Rouen, P
Jim Ryan, LB
Emmanuel Sanders, WR
Mark Schlereth, G
Shannon Sharpe, TE
Paul Smith, DE
Dennis Smith, S
Rod Smith, WR
Neil Smith, DE
Dave Studdard, T

Jerry Sturm, G/C
Bob Swenson, LB
Aqib Talib, CB
Lionel Taylor, WR
Demaryius Thomas, WR
Julius Thomas, TE
Billy Thompson, S
Keith Traylor, LB/ST
Danny Trevathan, LB
Frank Tripucka, QB
Jim Turner, K
Rick Upchurch, WR/KR
Bill Van Heusen, P/WR
Louis Vasquez, G
T.J. Ward, S
DeMarcus Ware, DE/OLB
Steve Watson, WR
Alfred Williams, DE
D.J. Williams, LB
Darrent Williams, CB
Al Wilson, LB
Sammy Winder, RB
Derek Wolfe, DE
Louis Wright, CB
Gary Zimmerman, T

BRONCOS 50TH ANNIVERSARY TEAM



In 2009, the Denver Broncos celebrated their 50th season by selecting their 50th Anniversary Team.



Pos.
QB
RB
RB
WR
WR
TE
T
T
G
G
C
DE
DE
DT
DT
LB
LB
LB
CB
CB
S
S
K
P
RET

First-Team
John Elway
Terrell Davis
Floyd Little
Ed McCaffrey
Rod Smith
Shannon Sharpe
Matt Lepsis
Gary Zimmerman
Keith Bishop
Mark Schlereth
Tom Nalen
Simon Fletcher
Rich Jackson
Trevor Pryce
Rubin Carter
Karl Mecklenburg
Randy Gradishar
Tom Jackson
Champ Bailey
Louis Wright
Steve Atwater
Dennis Smith
Jason Elam
Tom Rouen
Rick Upchurch

Second Team
Craig Morton
Otis Armstrong
Sammy Winder
Haven Moses
Lionel Taylor
Riley Odoms
Ken Lanier
Dave Studdard
Ben Hamilton
Paul Howard
Billy Bryan
Rulon Jones
Alfred Williams
Greg Kragen
Paul Smith
Al Wilson
Bill Romanowski
D.J. Williams
Ray Crockett
Willie Brown
Steve Foley
Goose Gosoulin
Jim Turner
Mike Horan
Billy Thompson



BRONCOS IN THE COMMUNITY

MISSION STATEMENT

The Denver Broncos are committed to improving lives in our community by focusing on Youth Development, Quality of Life, Health & Wellness, Youth Football and Civic Engagement.

DENVER BRONCOS COMMUNITY DEVELOPMENT



Alongside key community partners in each focus area, the Denver Broncos are able to make a difference through strategic programming, unique events and dedicated advocacy. In 2021, the Broncos' community development work earned national recognition when the team was named a finalist for ESPN's Sports Humanitarian Team of the Year for the second consecutive year. For more information on community programs and events, please visit [DenverBroncos.com/Community](https://denverbroncos.com/community).

Nearly 100 Denver Broncos players combined for more than 850 service hours (including nearly 240 virtual hours) in the community and provided an estimated \$862,030 in direct financial and in-kind donations in 2020 alone. Highlighted here are the Broncos' five community focus areas along with their respective 2021 community partners.

YOUTH DEVELOPMENT



Preparing youth to achieve their full potential through activities and experiences to develop physical, developmental and social competencies.

2021 Youth Development Organizations/Programs:

Boys & Girls Clubs of Metro Denver

Character Playbook

Fuel Up to PLAY 60

PLAY 60

Playworks

Project PAVE

QUALITY OF LIFE

Meeting basic needs through resources, programs and education as part of an ongoing commitment to the overall quality of life.

2021 Quality of Life Organizations:

Denver Rescue Mission

Food Bank of the Rockies

Habitat for Humanity of Metro Denver

Rose Andom Center



HEALTH & WELLNESS

Supporting research, awareness and treatment with the ultimate goal of optimal mental, physical and social well-being.

2021 Health & Wellness Organizations:

Alzheimer's Association
American Cancer Society
Children's Hospital Colorado
Make-A-Wish Colorado
National Sports Center for the Disabled
UCHealth
Vitalant



YOUTH FOOTBALL



Improving youth and high school football through programs, clinics and camps that focus on character, player safety, team development and the benefits of football.

2021 Youth Football Organizations:

Aurora Public Schools
CHSAA
Denver Public Schools
Special Olympics Colorado
USA Football

CIVIC ENGAGEMENT

Working to make a difference in the lives in our community through volunteerism, military/first-responder appreciation and social justice initiatives.

2021 Civic Engagement Organizations/Programs:

Cheer for the Troops
First Responder Support
Mile High United Way
Ross Initiative in Sports for Equality (RISE)
Volunteers of America



2020 COMMUNITY IMPACT BY THE NUMBERS

95
PLAYERS
PARTICIPATED

180,000+
**MEALS FUNDED, PRE-
PARED AND DISTRIBUTED**

528
IMPACT
POINTS

\$1M
COVID-19 RELIEF
SUPPORT

857+
SERVICE HOURS
BY PLAYERS

\$862,000
IN MONETARY & IN-KIND
PLAYER DONATIONS

BRONCOS COMMUNITY AWARD WINNERS

WALTER PAYTON NFL MAN OF THE YEAR



munities has not wavered as he focused his outreach on COVID relief and social justice initiatives while also launching the Justin Simmons Foundation.

A two-time winner of the team's Community Ambassador Award (2017-18), Simmons has worked tirelessly to make a difference in five distinct focus areas: Youth Development, Social Justice, Health & Wellness, Youth Football and Civic Engagement.



In addition to his community involvement, Simmons has developed into one of the league's top safeties and ironmen. He was named to his first-career Pro Bowl in 2021, and currently boasts the NFL's longest streak of consecutive snaps played by a defensive player (2,024 consecutive snaps).

Simmons also conducts himself professionally with the media and was presented with the Darrent Williams Good Guy Award by the local Denver media following the 2017, '19 and '20 season. He is the only the three-time winner of the award, which is named in honor of the late cornerback who was tragically killed in a shooting and annually presented to the Bronco who best exemplifies Williams' enthusiasm, cooperation and honesty while dealing with members of the press.

Safety Justin Simmons was the Denver Broncos 2020 Walter Payton NFL Man of the Year nominee. The prestigious award, presented by Nationwide, recognizes a player for his outstanding leadership both on the field and in the community.

Selected by the Broncos in the third round (98th overall) of the 2016 NFL Draft from Boston College, Simmons has consistently demonstrated a commitment to using his platform to impact the community during his five seasons as a Bronco.

Despite the in-person challenges of the COVID-19 pandemic, Simmons' commitment to his com-

WALTER PAYTON NFL MAN OF THE YEAR (SINCE 2002)

Below are the Broncos' nominees for the Walter Payton NFL Man of the Year award since 2002. Quarterback John Elway received the national honor from the NFL in 1992, given to the individual who provides leadership for his teammates on the gridiron and his fellow citizens in the community.

Player	Year	Player	Year
Justin Simmons	2020	Wesley Woodyard	2010
Justin Simmons	2019	Champ Bailey	2009
Von Miller	2018	Champ Bailey	2008
Chris Harris Jr.	2017	Domonique Foxworth	2007
Virgil Green	2016	Rod Smith	2006
David Bruton Jr.	2015	John Lynch	2005
Ben Garland	2014	Rod Smith	2004
Wesley Woodyard	2013	Ian Gold	2003
Zane Beadles	2012	Ed McCaffrey	2002
Wesley Woodyard	2011		



2020 "CHAMPIONS IN THE COMMUNITY" AWARD WINNERS

Dalton Risner — Community Impact Award

Bradley Chubb — Community Ambassador Award

Alexander Johnson — Community Ambassador Award

Joe Jones — Community Ambassador Award

Tim Patrick — Community Ambassador Award

McTelvin Agim — Community Rookie of the Year

BRONCOS ANNUAL AWARD WINNERS

DARRENT WILLIAMS GOOD GUY AWARD

Denver Broncos safety Justin Simmons was presented with the 14th Annual Darrent Williams Good Guy Award in 2020, as selected by the team's local media.

The award was created in memory of former Broncos cornerback Darrent Williams, who passed away on Jan. 1, 2007, after completing his season with the team. The honor is bestowed annually to the Bronco who best exemplifies Williams' enthusiasm, cooperation and honesty while dealing with members of the press.

According to ESPN senior writer Jeff Legwold, "In what was, again, one of the widest voting margins we have had over the last 14 years, Justin has broken new ground given not only is he the first back-to-back winner since the first time we presented the award in 2007, Justin is also now the first three-time winner."

Other players who received significant consideration for the honor included guard Dalton Risner and safety Kareem Jackson.



PREVIOUS BRONCOS WINNERS



Player	Year
Justin Simmons	2020
Justin Simmons	2019
Chris Harris Jr.	2018
Justin Simmons	2017
DeMarcus Ware	2016
Brandon Marshall	2015
Terrance Knighton	2014
Chris Harris Jr.	2013
Wesley Woodyard	2012
Champ Bailey	2011
Mario Haggan	2010
Elvis Dumervil	2009
Ebenezer Ekuban	2008
John Lynch	2007

ED BLOCK COURAGE AWARD

The Denver Broncos selected outside linebacker Bradley Chubb as their 2020 Ed Block Courage Award winner.

Each year, the Ed Block Courage Award honors players who exemplify commitments to the principles of sportsmanship and courage. Chubb was selected by his teammates for his approach and dedication to the rehab process after suffering a season-ending knee injury on Sept. 29, 2019. He was one of two players throughout the COVID-19 pandemic to spend the entire offseason rehabbing his injury, showing professionalism and toughness by playing at a Pro Bowl level in 2020.

Selected by Denver fifth overall from N.C. State University in the 2018 NFL Draft, Chubb has recorded 42 tackles (26 solo), 7.5 sacks (50 yds.), 19 quarterback hits, nine tackles for loss and one forced fumble in 14 games played during the 2020 season.

Chubb, who was named a starter for his first Pro Bowl in 2020, was the only NFL player selected who participated in four or fewer games a season ago.

PREVIOUS BRONCOS WINNERS

Player	Year	Player	Year
Bradley Chubb	2020	Terrell Davis	2001
Andy Janovich	2019	John Mobley	2000
Jeff Heuerman	2018	Rod Smith	1999
Todd Davis	2017	Tony Jones	1998
Matt Paradis	2016	Steve Atwater	1997
B. Marshall/D. Trevathan	2015	Ed McCaffrey	1996
Chris Harris Jr.	2014	Dave Wyman	1995
Knowshon Moreno	2013	Rondel Jones	1994
Chris Kuper	2012	Simon Fletcher	1993
Elvis Dumervil	2011	Dennis Smith	1992
Ryan Clady	2010	John Elway	1991
Brian Dawkins	2009	Keith Kartz	1990
Marquand Manuel	2008	Rick Dennison	1989
John Engelberger	2007	Gerald Willhite	1988
Louis Green	2006	Dennis Smith	1987
Dwayne Carswell	2005	Rubin Carter	1986
Dan Neil	2004	Rulon Jones	1985
Tom Nalen	2003	Keith Bishop	1984
Keith Burns	2002		

The Ed Block Courage Award is named in honor of Ed Block, the longtime head athletic trainer of the Baltimore Colts, who was a pioneer in his profession and a respected humanitarian. Recipients are selected by their teammates for exceptional courage, great character and inspiring effort.



THE DENVER BRONCOS CHEERLEADERS

Members of the Denver Broncos cheerleading squad divide thousands of hours annually among dozens of Colorado organizations. Many associations, including Global Down Syndrome Foundation, Denver Broncos Boys and Girls Club, Craig Hospital, Children's Hospital, Habitat for Humanity, Denver Rescue Mission and the Alzheimer's Association, have been supported and visited by members of the squad in recent years.

For the 2021 season, the squad will continue to promote community involvement as its primary commitment, including the 15th Annual Cheer for the Troops Campaign, shipping thousands of pounds of food, hygiene and gift items all over the world to military serving our country.

Since 2003, members of the Denver Broncos cheerleaders have toured military bases all over the world. In 2020, 12 team members had the honor of touring for two weeks throughout Italy at American bases serving all four branches of the military.

The Broncos Cheerleaders continue to support military initiatives at home and abroad. The Broncos Cheerleaders continue to support military initiatives at home and abroad.

This past season, the cheerleaders revealed a new book available to fans in the fall. Replacing the traditional cheerleader calendar, the book will give fans a glimpse into the lives of their favorite cheerleaders from hobbies, interests, fitness, dance and the Colorado lifestyle.

Entering their 29th season, the Denver Broncos cheerleaders are one of the premier teams in the National Football League. The Broncos brought cheerleaders back in 1993 after a 17-year absence and are proud of the work the team does both on the field and, more importantly, in the community.

The Broncos' cheerleaders are selected through auditions held each spring. In 2021, more than 200 women tried out for the 26 available positions through a virtual process and a final in-person process. Auditions are typically a week long and include evaluation in dance technique, choreography, business interview and football knowledge. The week historically culminates in a live Final Audition Show, open to the public, where the team is announced.

Known for their distinctive western uniforms, the cheerleaders wear long leather chaps and jackets in the fall months, ski-wear for cold games and a more traditional cheerleading leather skirt and jackets in the summer months. The three uniform changes give the group flexibility with the rapidly changing Colorado weather. In 2021, the cheerleaders will have a book, poster and other merchandise available for sale. For more information on the cheerleaders, including audition information and individual bios, visit www.DenverBroncos.com/cheerleaders.



JUNIOR CHEERLEADERS / MASCOTS

JUNIOR DENVER BRONCOS CHEERLEADERS

The Junior Denver Broncos Cheerleaders (JDBC) program is designed specifically to promote self-esteem, pride, commitment and discipline among young women ages 6 to 12. This program offers a rare and truly special opportunity for young women to perform during pregame and halftime shows for 76,000 Denver Broncos fans at Empower Field at Mile High. Junior Cheerleaders will participate in monthly clinics taught by the Denver Broncos Cheerleaders and have the opportunity to participate in charity and community appearances. JDBC clinics will be held at Empower Field at Mile High on one-to-two Saturdays a month from June through December.



No tryouts are required for the program! The Junior Denver Broncos Cheerleaders is a team tailored to kids of all ages and ability levels. This is a community program open to young girls with years of experience or girls who are just being exposed to cheerleading and dance.

THUNDER

The Denver Broncos in 2021 will begin their 29th year with Thunder as the club's live mascot.

The purebred Arabian gelding Thunder displays his impressive canter from one end zone to the other following every Broncos touchdown.

Thunder III, provided by Thunder Spirit LLC of Denver, will enter his ninth full season with the Broncos in 2021. Thunder III made his first appearance for Denver in New York/New Jersey during Super Bowl XLVIII.

Thunder II, which served as Denver's mascot for 10 years (2004-13), still makes occasional non-gameday appearances for the Broncos.

The original Thunder served as the Broncos' mascot for 11 years (1993-2003) after making his Mile High debut on Sept. 12, 1993, during a Broncos victory over the San Diego Chargers.

Thunder is trained and ridden by Ann Judge of Thunder Spirit LLC. Judge is an accomplished equestrian.



MILES



Popular with all fans and especially children, Miles entertains the Broncos' faithful at every home game and has made more than 325 appearances throughout the Denver community each year since being introduced in 2001.

Miles has performed all across Colorado and the world, including appearances at the Chinese New Year's Parade in Hong Kong, the Macy's Thanksgiving Parade in New York City and the Pro Bowl in Hawaii and all over the Bay Area for Super Bowl 50. Miles also visited more than 15,000 students in Colorado and Wyoming with his Fuel Up to Play 60 Program.

If you would like to inquire about scheduling Miles for your next event or birthday party, please contact Brad Post in the Broncos' marketing department at (720) 258-3114 or visit www.denverbroncos.com/Miles.

EMPOWER FIELD AT MILE HIGH

The Denver Broncos began a new era in 2001 when they took to the field in their new venue, Empower Field at Mile High. Built adjacent to their previous home of 41 years, Mile High Stadium, the new stadium features first-class, state-of-the art amenities for the teams and fans alike.

With seating capacity set at 76,125, Empower Field at Mile High is one of the largest stadiums in the National Football League. It includes 1.7 million square feet of space (approximately twice that of Mile High Stadium), providing the ultimate in comfort and convenience—including wider concourses, wider seats, more restrooms, elevators and escalators and full-service accommodations for people with disabilities.

Empower Field at Mile High features 132 luxury suites on two levels as well as 8,800 club seats. It is highlighted by an emphasis on state-of-the-art technology while maintaining the traditional aspects of Mile High Stadium that gave the Broncos a decided home-field advantage over the years. Those features include the close proximity of the seats to the field as well as steel treads and risers that fans utilize to create the same deafening roar that characterized Mile High Stadium.

A \$30 million investment in Empower Field at Mile High during the 2013 offseason increased the size of its scoreboard by three times while enhancing all stadium audio/visual elements, suites and concourses.

The stadium was designed and built by Turner/Empire/Alvarado Construction and HNTB Architects in association with Fentress Bradburn Architects and Bertram A. Bruton Architects. Numerous Colorado companies and hundreds of professional designers, engineers and construction tradesmen were involved in the construction of the new state-of-the-art facility.

Construction began during the summer of 1999, and official groundbreaking on the stadium was held on Aug. 17, 1999. The Broncos won the first game ever played in the new stadium, 31-24, over New Orleans on Aug. 25, 2001, in the preseason and won the first regular-season game, 31-20, at the facility on *Monday Night Football* against the New York Giants on Sept. 10, 2001.

STADIUM SINGLE-GAME RECORDS (2001-2020)

INDIVIDUAL PERFORMANCES

BY DENVER			BY OPPONENT		
Statistic	No.	Player (Game)	No.	Player (Game)	
Rushing Yards	228	Clinton Portis (Ari., 12/29/02)	259	Jamaal Charles (K.C., 1/3/10)	
Rushing Touchdowns	5	Clinton Portis (K.C., 12/7/03)	3	4x, last: R. Matthews (S.D., 1/2/11)	
Receptions	18	Brandon Marshall (S.D., 9/14/08)	14	2x, last: J. Blackmon (Jac., 10/13/13)	
Receiving Yards	226	Demaryius Thomas (Ari., 10/5/14)	190	Justin Blackmon (Jac., 10/13/13)	
Receiving Touchdowns	3	4x, last: D. Thomas (Mia., 11/23/14)	3	2x, last: R. Wayne (Ind., 10/29/06)	
Passing Yards	499	Jake Plummer (Atl., 10/31/04)	469	Matt Cassel (K.C., 11/14/11)	
Passing Touchdowns	7	Peyton Manning (Bal., 9/5/13)	4	4x, last: M. Schaub (Hou., 9/23/12)	
Passer Rating	157.2	Peyton Manning (S.F., 10/19/14)	142.4	Brett Favre (G.B., 10/29/07)	
Field Goals Made	5	Jason Elam (Mia., 10/13/02)	5	2x, last: C. Santos (K.C., 11/15/15)	
Sacks	4	Elvis Dumervil (Cle., 9/20/09)	5	K. Mack (Oak., 12/13/15)	
Interceptions	4	Deltha O'Neal (K.C., 10/7/01)	2	5x, last: B. McDougald (Sea., 9/9/18)	

TEAM PERFORMANCES

BY DENVER			BY OPPONENT		
Statistic	No.	Opponent (Date)	No.	Team (Date)	
Points	52	Philadelphia (9/29/13)	52	Oakland (10/24/10)	
Touchdowns	7	4x, last: Philadelphia (9/29/13)	8	Oakland (10/24/10)	
Total Net Yards	568	Arizona (10/5/14)	534	Buffalo (12/19/20)	
Rushing Yards	270	Kansas City (12/7/03)	369	Jacksonville (9/29/19)	
Rushing Touchdowns	5	Kansas City (12/7/03)	5	Oakland (10/24/10)	
Passing Yards (Net)	499	Atlanta (10/31/04)	452	Pittsburgh (11/25/18)	
Passing Touchdowns	7	Baltimore (9/5/13)	4	3x, last: Kansas City (11/14/10)	
Sacks	7	2x, last: Minnesota (10/4/15)	9	Kansas City (10/17/19)	
Interceptions	5	New England (10/28/01)	4	Kansas City (11/15/15)	
Fewest Points Allow.	0	2x, last: Tennessee(10/13/19)	3	3x, last: New Orleans (11/29/20)	
Fewest Net Yds. Allow.	96	San Diego (11/16/03)	112	New Orleans (11/29/20)	
Fewest Rush Yds. Allow.	16	Kansas City (12/9/07)	14	Miami (11/2/08)	
Fewest Pass Yds. Allow.	26	Kansas City (12/30/12)	12	New Orleans (11/29/20)	
Takeaways	5	4x, last: Washington (10/27/13)	5	3x, last: San Diego (1/3/16)	
Fewest Giveaways	0	30x, last: Las Vegas (1/3/21)	0	45x, last: Tampa Bay (9/27/20)	
Turnover Ratio	+4	5x, last: Las Vegas (1/3/21)	+5	Kansas City (11/15/15)	

BRONCOS STADIUM HISTORY

The Denver Broncos played nearly all of their home games for the first 41 seasons of club history in one building. Known since 1969 as Mile High Stadium, the facility opened in 1948 as Bears Stadium for the Denver Bears of baseball's old Western League with long range plans to utilize it for football as well. When Denver became a charter member of the American Football League in 1959, the south stands (8,100 seats) and portable east stands (9,616 seats) were added to give a capacity of 34,657 for football. The Broncos began play in 1960.

After Denver voters turned down a stadium bond issue to build an all-purpose metropolitan stadium in 1967, a non-profit group began a fundraising drive with the goal of purchasing the stadium for the city. In February 1968, the group bought the stadium from Rocky Mountain Empire Sports for \$1.8 million and presented it to the city of Denver. A 16,000-seat upper deck was immediately constructed over the west stands, raising the capacity to more than 50,000 for the 1968 season. In December 1968, the stadium was renamed Denver Mile High Stadium.

The Broncos posted a home record of 191-109-7 (.634) in 41 seasons of play from 1960-2000. With the exception of two games played at the University of Denver Stadium (1962 and '63 home openers; 1-1 record), every Broncos home game was played in the single facility known either as Bears Stadium or Mile High Stadium with the club posting a 190-108-7 (.638) record in the building. The Broncos went 19-40-2 (.328) from 1960-68 in Bears Stadium before posting a 171-68-5 (.711) record from 1969-2000 after the name was changed to Mile High Stadium.

The stadium was filled for every regular-season game from the beginning of the 1970 season through its final season in 2000. The Broncos sold out 237 consecutive regular-season games, and with postseason contests the total reached 250 over the 31-year period.

Expansion of Mile High Stadium, which began in 1975, was completed for the 1977 season to give the Broncos the seventh-largest home facility in the league. Denver voters passed a \$25 million bond issue in 1974 to expand and improve the stadium from its capacity of 51,706 to 75,100. The stadium held 63,532 for the 1976 season, halfway through the project. Bringing the stadium to its final capacity of 76,098 in 1986 was the construction of 60 penthouse suites atop the west stands.

One of the unique aspects of Mile High Stadium was its movable east stands. The massive single section, when fully extended, formed a horseshoe configuration for football, and when retracted, was in position for baseball. The three-tiered structure, measuring 535 feet in length, 135 feet in height and 200 feet in depth, weighed nearly nine million pounds and was moved a distance of 145 feet between the two configurations. The move was facilitated by a process involving a thin layer of water on which the structure moved. Water was pumped onto more than 90,000 square feet of runways and formed a .003-inch sheet upon which the stands rested. Hydraulic rams then pushed the stands forward at the rate of three feet per minute, making the move last somewhere around two hours.

Demolition of Mile High Stadium was completed in March 2002.

BRONCOS BROADCAST PRODUCTIONS

Housed in the Pat Bowlen Fieldhouse at UCHealth Training Center, Denver Broncos Broadcast Productions produces original team programming that airs on the team's YouTube Channel and Connected TV App. Each week throughout the year, tune in for *Broncos Beat* with Alexis Perry, *Broncos Weekend* with Matt Boyer and Hall-of-Fame Safety Steve Atwater, and *Broncos Country Tonight* with KOA Radio partners Ryan Edwards and Benjamin Albright. Also each week during the season, watch for exclusive Broncos programming from television partners in Denver on the Denver Channel (KMGH) on Tuesday nights, 9News (KUSA) on Wednesday nights and the Coach's show on Fox31 on Thursday nights.

All television programming, specials and exclusive content can be accessed via the NFL app on Roku, Amazon Firestick, Apple TV, Android TV, PlayStation and other connected devices.

FAST FACTS

Broncos Home Record, 1960-2000

(Bears Stadium/Mile High Stadium, University of Denver Stadium):

191-109-7 (.634)

Broncos Record at Bears Stadium/ Mile High Stadium:

190-108-7 (.638)

19-40-2 (.328) as Bears Stadium, 1960-68
171-68-5 (.711) as Mile High Stadium, 1969-2000

Broncos Record at U. of Denver Stadium

1-1 (.500)

First Broncos Game at Bears Stadium

Oct. 2, 1960
(Denver 31, Oakland 14)

Last Broncos Game at Mile High Stadium

Dec. 23, 2000
(Denver 38, San Francisco 9)



BRONCOS RADIO NETWORK



It's a Rocky Mountain tradition: KOA NewsRadio and the Denver Broncos. For the 52st consecutive season, Denver's 50,000-watt station serves as the flagship of the Denver Broncos Radio Network. KOA NewsRadio is heard on both 850 AM and 94.1 FM.

Games also will be carried by more than 100 Broncos Radio Network affiliates throughout the West.

Dave Logan, who leads KOA's broadcast crew as the play-by-play announcer, is in his 25th full season as voice of the Broncos following seven years as color analyst on the broadcasts.

A Colorado native and 1971 winner of *The Denver Post* Gold Helmet Award, he is one of two athletes (along with Dave Winfield) drafted by franchises in Major League Baseball, the NBA and the NFL. Logan chose the latter, starring for the Cleveland Browns from 1976-83 and ascending into the top five of virtually every receiving category in the franchise's record books. He played his final season in Denver in 1984.

Since then, Logan has brought his love for sports and knowledge of the games to Colorado radio listeners. He currently co-hosts a weekday talk show on KOA NewsRadio. He was named 1997 Broadcast Citizen of the Year in Colorado and has been Colorado Sportscaster of the Year three times (1992-93 and '98).

Logan also is one of the most accomplished prep football coaches in the country, as he is the only coach in history to lead four different schools to a state title at the highest classification (nine championships total). He is in his 10th season coaching at Cherry Creek High School, winner of the 2014, '19 and '20 Class 5A state championships.

Logan was named the Denver Broncos' Don Shula NFL Coach of the Year nominee in 2010 and was named a finalist for the national award in 2014, recognizing his integrity, achievement and leadership demonstrated by the winningest coach in NFL history. In 2021, Logan was named to the 2021 class of the National Federation of State High School Associations (NFHS) National High School Hall of Fame. He also was the recipient of the Denver Athletic Club's Career Achievement Award in 2012.

Rick Lewis joins Logan for his fifth full season providing color commentary for the Broncos Radio Network. A guest commentator for one game in 2016, Lewis co-hosts a weekday talk show with Logan on KOA NewsRadio, and *The Rick Lewis Show* (previously *The Lewis and Floorwax Show*) from 5-9 a.m. each day on 103.5 The Fox. For nearly three decades, Lewis has been one of the top-rated radio personalities in the country and has been awarded Personality of the Year multiple times. He's an Emmy and Telly award winner for television, and has appeared in major motion pictures, network TV shows, and national commercials.

Lewis' sports broadcasting experience includes radio and TV play-by-play work for college and high school football, baseball, and basketball, and he previously co-hosted *The Truth*—a Broncos pregame show—on 103.5 The Fox.

Susie Wargin is in her third season as the sideline reporter for Broncos radio broadcasts. She is a fourth-generation Colorado native. Wargin began her communications career in Fort Collins as a radio intern, while attending Colorado State University. After graduating with a B.A. in Speech Communications from CSU, she pushed buttons for syndicated radio broadcasts. Her dream to be a DJ on the FM dial came true in 1992 when she started weekend overnights at 93.3 KTCL. From there Susie "Rocked the Rockies" at 106.7 KBPI for 9 years and is currently the midday DJ at 103.5 The Fox. While Susie loves music, her passion for sports has been tightly woven into her radio and TV careers: CSU radio football sideline reporter, first full-time female sports reporter for KOA, morning sports anchor at KUSA-TV and the host of specialty shows like the weekly *John Elway Show* and *CSU Coaches Show*. Susie has traveled & covered Denver area teams in two Super Bowls, the World Series, Stanley Cup playoffs, Frozen Four and NCAA Bowl games & March Madness. She also covered the 2010 Olympics or KUSA-TV/NBC in Vancouver. Susie is married with two children and enjoys training and competing in running and biking events, as well as spending time with her family.

BRONCOS TELEVISION PARTNER

KUSA (9NEWS) is the Denver Broncos' official television partner for the 11th consecutive season in 2021.

Serving as the club's primary television home, Colorado's News Leader provides quality Broncos content that brings fans closer to the team. 9NEWS also works in collaboration with the Broncos on various year-round community initiatives.

As the Broncos' partner television station, the NBC affiliate with the market's most comprehensive pregame show will carry all three of Denver's preseason contests.

9NEWS will host a series of weekly Broncos-related programs, including *Broncos Game Day Live* on Sundays from 9-9:30 a.m., *The Broncos Huddle* on Wednesdays from 6:30-7 p.m. (re-airs Wednesday night from 10:30-11 p.m. on KTVD-Channel 20), *Broncos Sideline Stories with Jim Saccomano* on Saturdays at 9:30 p.m. on KTVD (re-airs on Sunday mornings from 9:30-10 a.m. on 9NEWS) and *Broncos Tonight* on Sundays from 10:30-11 p.m., along with regular content with Broncos Head Coach Vic Fangio and key players throughout the season. The *Broncos Huddle* and *Broncos Tonight* shows will begin airing after the first pre-season game in Minnesota.

Broncos Insider Mike Klis and on-air personality Rod Mackey will spearhead 9NEWS' in-depth, exclusive programming both over the air and digitally on 9news.com to bring Broncos Country up-to-date information about their team.



FIRST IN THE LOCKER ROOM.

FOUR BRONCOS SHOWS.

BRONCOS TONIGHT. BRONCOS HUDDLE. GAME DAY LIVE. SIDELINE STORIES.

**INSIDE ACCESS, BREAKING NEWS
& HOMETOWN COVERAGE.**

WATCH BRONCOS PRESEASON GAMES ON KTVD.



「ROD MACKEY」
@ROD9SPORTS

「MIKE KLIS」
@MIKEKLIS

FUTURE SUPER BOWLS

Super Bowl LVI	February 13, 2022	SoFi Stadium, Inglewood, Calif.
Super Bowl LVII	February 2023	State Farm Stadium, Glendale, Ariz.
Super Bowl LVIII	February 2024	TBD
Super Bowl LIX	February 2025	Mercedes-Benz Superdome, New Orleans
Super Bowl LX	February 2026	TBD

GAMES IN EXTREME TEMPERATURES IN DENVER BRONCOS HISTORY

(Note – Wind chill figures are included only when noted on the play-by-play)

Coldest Games				Warmest Games			
Date	Game	Temp.	W.C.	Date	Game	Temp.	
Dec. 18, 1983	at Kansas City	0	-30	Sept. 23, 2001	at Arizona	103	
Dec. 17, 2000	at Kansas City	9	-1	Sept. 11, 1983	at Baltimore	99	
Dec. 10, 1972	vs. San Diego	9		Sept. 9, 1990	at Los Angeles Raiders	94	
Jan. 12, 2013	vs. Baltimore	13	2	Sept. 16, 2018	vs. Oakland Raiders	92	
Dec. 20, 1981	at Chicago	14		Sept. 19, 2010	vs. Seattle	91	
Dec. 19, 2004	at Kansas City	15	-1	Sept. 3, 1995	vs. Buffalo	91	
Dec. 28, 2015	vs. Cincinnati	16	7	Sept. 12, 1993	vs. San Diego	91	
Dec. 3, 2006	vs. Seattle	16	16	Oct. 22, 2017	at L.A. Chargers	90	
Dec. 21, 2008	vs. Buffalo	17	7	Sept. 12, 2010	at Jacksonville	90	
Dec. 31, 2017	vs. Kansas City	17	14	Sept. 27, 1998	at Washington	90	
Dec. 18, 2016	vs. New England	18	7	Sept. 1, 1996	vs. N.Y. Jets	90	
Dec. 8, 2013	vs. Tennessee	18	11	Sept. 3, 1978	vs. Oakland	90	
Nov. 28, 2004	vs. Oakland	18	9	Sept. 11, 2005	at Miami	89	
Nov. 23, 2003	vs. Chicago	18	8	Oct. 2, 2016	at Tampa Bay	88	
Jan. 1, 1978	vs. Oakland	18		Sept. 13, 2015	vs. Baltimore	88	
Dec. 14, 1975	vs. Philadelphia	18					

BRONCOS ALL-TIME TRAINING CAMP SITES

1960-61	Colorado School of Mines	Golden, Colo.
1962-64	Colorado State University	Fort Collins, Colo.
1965-66	Colorado School of Mines	Golden, Colo.
1967-71	Broncos headquarters	Adams County, Colo.
1972-75	California Poly-Pomona	Pomona, Calif.
1976-81	Colorado State University	Fort Collins, Colo.
1982-2002	University of Northern Colorado	Greeley, Colo.
2003-pres.	UCHealth Training Center	Englewood, Colo.

BRONCOS ALL-TIME RECORD ON ARTIFICIAL TURF

Opponent	Stadium	Reg. Season	Postseason
Atlanta Falcons	Georgia Dome	2-2	
Baltimore Ravens	M&T Bank Stadium	1-3	
Buffalo Bills	Rich Stadium/Ralph Wilson Stadium/New Era Field	6-9	0-1
Chicago Bears	Soldier Field	1-3	
Cincinnati Bengals	Riverfront Stadium/Paul Brown Stadium	7-5	
Dallas Cowboys	Texas Stadium/Superdome/Cowboys Stadium	3-2	0-1
Detroit Lions	Silverdome/Ford Field	3-3	
Houston Oilers	Astrodome/NRG Stadium	4-6	0-1
Indianapolis Colts	Hoosier Dome/RCA Dome/Lucas Oil Stadium	4-7	0-2
Kansas City Chiefs	Arrowhead Stadium	9-12	
Los Angeles Chargers	SoFi Stadium	0-1	
Miami Dolphins	Orange Bowl	0-4	
Minnesota Vikings	Metrodome/US Bank Stadium	3-4	
New England Patriots	Schaefer Stadium/Gillette Stadium	1-6	0-1
New Orleans Saints	Superdome	4-1	
New York Giants	Giants Stadium/MetLife Stadium	2-3	
New York Jets	Giants Stadium/MetLife Stadium	5-4	
Philadelphia Eagles	Veterans Stadium	1-4	
Pittsburgh Steelers	Three Rivers Stadium	5-4	1-1
San Francisco 49ers	Superdome		0-1
St. Louis Cardinals	Busch Stadium	0-0-1	
St. Louis Rams	Trans World Dome/Edward Jones Dome	0-3	
Seattle Seahawks	Kingdome/Husky Stadium/ CenturyLink Field/MetLife Stadium	13-14	0-2
Total		74-100-1 (.425)	1-10 (.090)

MEDIA INFORMATION

The Broncos' media guide was prepared to assist in the coverage of Denver's 2021 NFL season. For additional information, please contact a member of the public relations staff:

DENVER BRONCOS PUBLIC RELATIONS CONTACTS:

PATRICK SMYTH: Chief Communications Officer..... (303) 264-5536 / patrick.smyth@broncos.nfl.net
ERICH SCHUBERT: Sr. Director of Communications & Content.... (303) 264-5503 / erich.schubert@broncos.nfl.net
NATHAN EDWARDS: Assistant Director of Public Relations... (303) 264-5608 / nathan.edwards@broncos.nfl.net
MEGAN BOYLE: Communications Strategist..... (303) 264-5727 / megan.boyle@broncos.nfl.net
JORDAN BEASLEY: Public Relations Assistant..... (303) 264-5726 / jordan.beasley@broncos.nfl.net

The Broncos have a media website (<http://media.denverbroncos.com>) designed to serve the needs of all media who cover the club. The site contains the most up-to-date and complete information on the team as well as a photo database for convenient download of high-resolution images. The media website also serves as the **primary means to request credentials for Broncos home games through our online credentialing process.**

Requests for game credentials must be formally made by Tuesday of the week of each home game, and credentials may be picked up at the media will call window in the North tunnel of Empower Field at Mile High on game day.

It is understood that all credentials will be used for the purpose for which they were issued without exception. Violation of this policy will subject the bearer to ejection from Empower Field at Mile High.

WORKING PRESS: Admittance to the Broncos' press box is restricted to the WORKING PRESS ONLY. Credentials are marked with individual identification. Passes are non-transferable.

PHOTOGRAPHERS: Photographers are asked to take special note of the following conditions for use of press credentials, as set by the National Football League:

NOTICE OF CREDENTIAL USE CONDITIONS

"The terms and conditions governing use of this NFL credential are set forth in the Credential Use Conditions, which are available at <https://nflcommunications.com/Documents/Credentials2021.pdf> and incorporated herein by reference. By accepting this credential, you acknowledge that you have read and are bound by the terms and conditions set forth in the Credential Use Conditions."

Sideline photo passes will be tightly controlled by the public relations department and are generally limited to photographers shooting for a major metropolitan daily newspaper, wire service, or magazine of national circulation on specific assignment. As a general rule, field photo passes used for still photography will not be granted locker room access postgame.

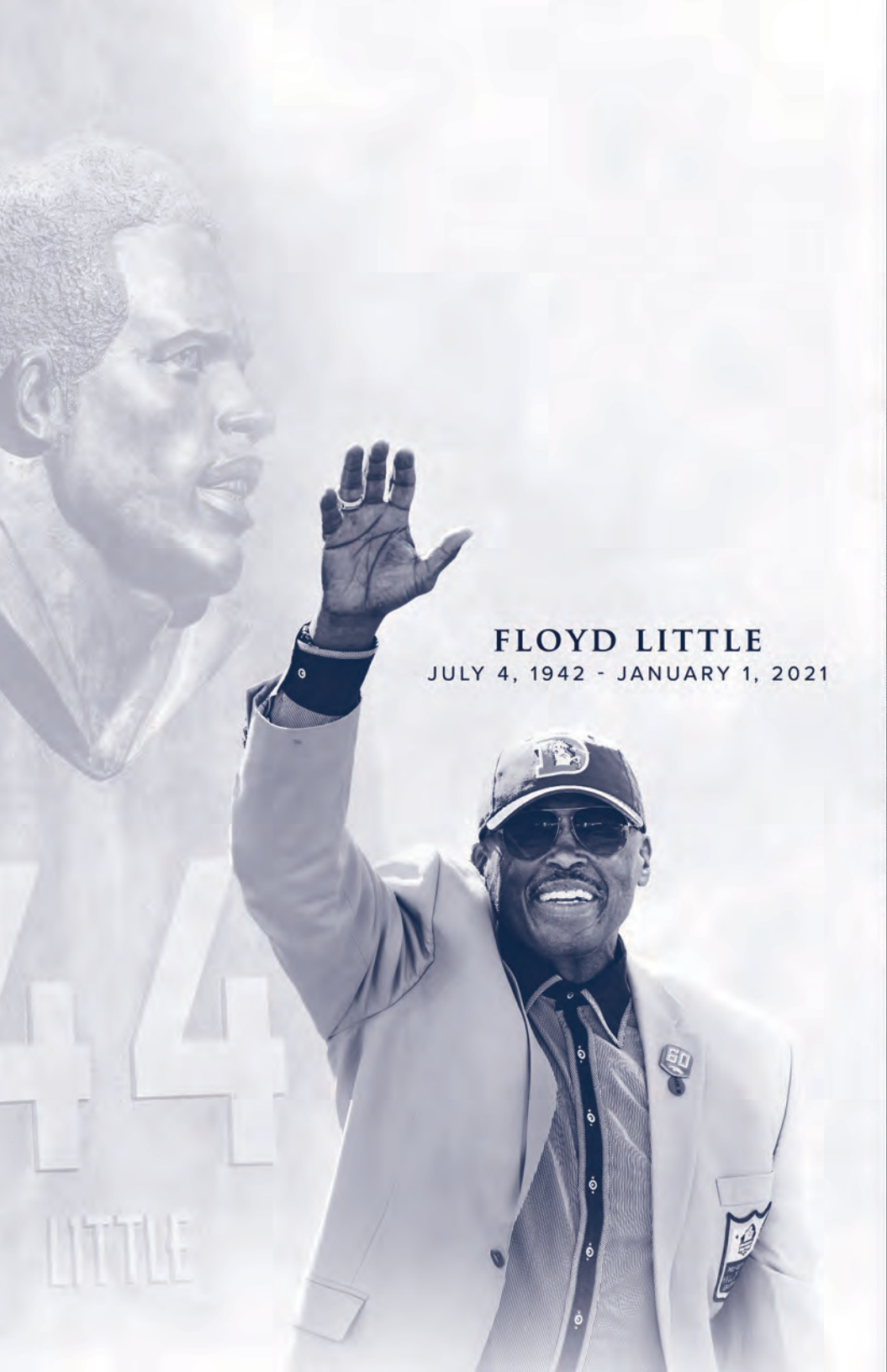
RADIO-TELEVISION: In making requests for broadcast credentials, please specify requirements for spotters and/or statisticians.

STADIUM ACCESS: To get to Empower Field at Mile High, which is located at 17th Avenue and Bryant Street, take Interstate 25 to the Empower Field at Mile High Exit (Southbound, it is the 23rd Ave. Exit; Northbound it is the 17th Avenue Exit). The press entrance and media will call are located at the north tunnel of the stadium.

DRIVING INSTRUCTIONS TO EMPOWER FIELD AT MILE HIGH FROM DENVER INTERNATIONAL AIRPORT: Exit airport on Pena Boulevard and continue to Interstate 70. Take Interstate 70 West to Interstate 25 South. Continue on I-25 South and exit at 23rd Ave. Go straight through the intersection onto a special frontage road, and then follow the directions to Lots H, I, J and K. ***If you do not already have a parking pass in hand, you will not be able to gain access to the frontage road.***

DRIVING INSTRUCTIONS TO DENVER INTERNATIONAL AIRPORT FROM EMPOWER FIELD AT MILE HIGH: Depending on your lot location, follow signs to Interstate 25 North. To do so you can take 20th Avenue East to Clay Street, turning left at Clay and proceeding to 23rd Avenue. Take a right at 23rd Avenue and continue to Interstate 25 entrances. Another route would be to follow Bryant Street (which runs north-south on the east side of the stadium) to 17th Avenue East, which will continue beneath an overpass and take you directly to I-25 North. Take I-25 North to I-70 East. Follow the signs to DIA. Please allow 45 minutes from Empower Field at Mile High to DIA.

POST-GAME TRANSPORTATION: Please advise Broncos PR personnel as soon as possible should you require transportation following the game. The amount of time you must wait will obviously decline as time goes by following the conclusion of the game. Should you wish to make your own arrangements, the numbers of local cab companies are 303-777-7777 and 303-333-3333.



FLOYD LITTLE

JULY 4, 1942 - JANUARY 1, 2021

74

LITTLE