



GREEN BAY PACKERS



MEDIA GUIDE

TED THOMPSON

1953-2021

Served as the Packers' executive vice president, general manager and director for football operations for 13 seasons (2005-17), a tenure that was highlighted by a victory in Super Bowl XLV, four trips to the NFC Championship Game and six NFC North titles, including a franchise-record four consecutive division crowns from 2011-14.

Helped Green Bay make nine playoff appearances in his 13 seasons as GM, tied for the most in the NFC over that span, including a streak of eight in a row (2009-16) that set a franchise record and ranks tied for No. 4 in league history.

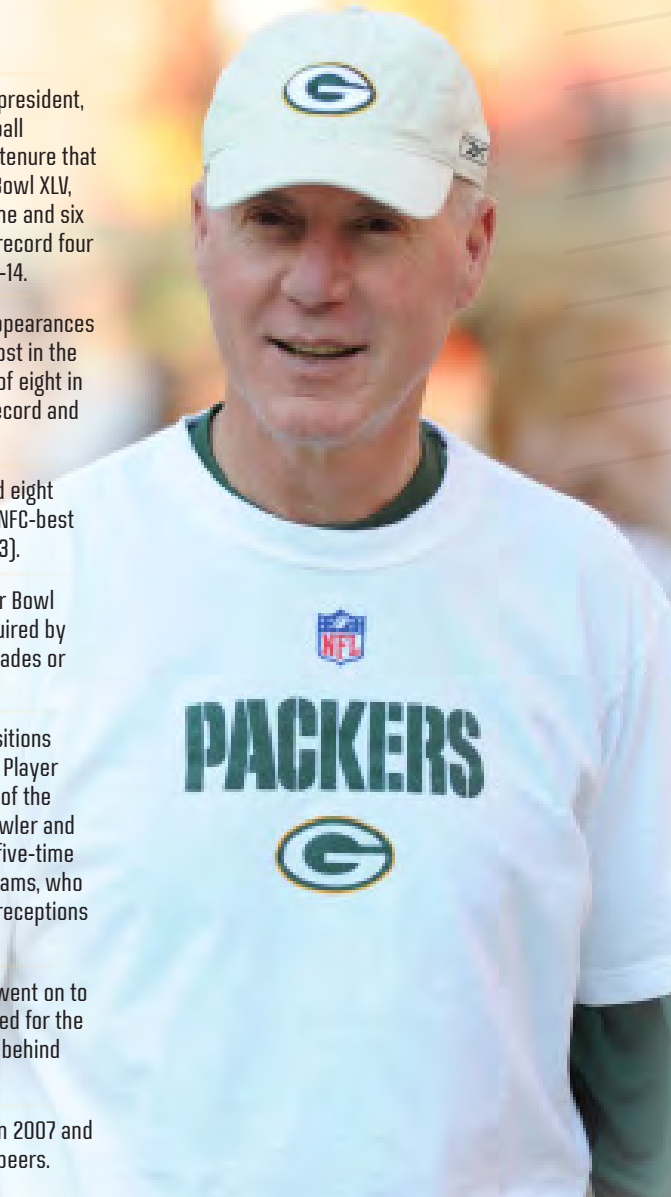
During his tenure, Green Bay registered eight seasons with 10-plus victories and an NFC-best regular-season record of 125-82-1 (.603).

Of the 53 players on the Packers' Super Bowl XLV championship roster, 49 were acquired by Thompson via the draft, free agency, trades or the waiver wire.

During his time in Green Bay, his acquisitions included three-time NFL Most Valuable Player Aaron Rodgers, 2009 Defensive Player of the Year Charles Woodson, six-time Pro Bowler and franchise sack leader Clay Matthews, five-time All-Pro David Bakhtiari, and Davante Adams, who holds single-season team records for receptions and receiving TDs (tied).

From 2005-17, drafted 20 players that went on to be selected to at least one Pro Bowl, tied for the second most in the NFL over that span behind only Baltimore (21).

Was named NFL Executive of the Year in 2007 and 2011 by *Sporting News* in a vote of his peers.



2021 MEDIA GUIDE

DETAILED INDEX ON PAGES 610-615

2021 Packers Schedule	inside back cover
Club Information	5

PACKERS IN THE COMMUNITY

Community Involvement/Mission	7
-------------------------------	---

ADMINISTRATION & COACHING STAFF

Staff Directory	2
Biographies – Administration	12
Executive Committee	30
Biographies – Coaching Staff	31
Biographies – Football Support Staff	59
Biographies – Player Personnel Staff	63
Staff Photos	75

THE PLAYERS

Biographies – Veteran Players	82
Biographies – 2021 Draft Choices	246
Biographies – Other Free Agents/First-Year Players	265
2021 Roster by Position	285
Pronunciation Guide	285
2021 Alphabetical Roster	286
2021 Numerical Roster	287
How the Packers Were Built	288

2020 SEASON IN REVIEW

Results	290
Regular-Season Statistics	291
Defensive/Special Teams Statistics	292
Game-By-Game Statistics, Team	293
Participation Chart	294
Postseason Statistics	295
Postseason Participation Chart	296
Game Summaries	297
Transactions	315
NFL Final Standings	316

RECORDS & CHAMPIONSHIPS

Packers Individual Records	318
Packers Opponent Individual Records	335
Packers Team Records	336
Lambeau Field Records	351
The Last Time	352
Annual Individual Leaders	355
Annual Team Statistics	363
Select Seasons	365
Outstanding Performers	368
Career Passing, Rushing & Receiving Leaders	371
All-Time Scoring	372
Thirteen Times World Champions	468
Super Bowl Story	469
Super Bowl Ring History	477
Packers in the Playoffs	479
Playoff Game Summaries	480
Individual Playoff Records	498
Team Playoff Records	501
All-Time Coaching Records	540
Attendance Records	597

HONORS

Packers in the Wisconsin Athletic Hall of Fame	354
Packers in the Pro Football Hall of Fame	505
Packers Hall of Fame, Green Bay	510
All-Pro Selections	511
NFL Awards	513
Pro Bowl Selections	514
Packers All-Time Teams	528
Retired Packers Numbers	537

ALL-TIME RESULTS

Results by Team	375
Results vs. Defunct Teams	375
Results by Season, 1919-39	382
Results by Season, 1940-2020	385
Results by Season, Summary	466
All-Time W-L Record	467
Largest Point Margins	467
Monday Night Football/Prime-Time Games	515
Thanksgiving Day	516
Overtime Games	516
Preseason Games	517

ORIGINS

The Packers Story	521
Packers Chronology	527
Curly Lambeau, Biography	534
Don Hutson, Biography	535
Vince Lombardi, Biography	536
Shareholder and Financial History	538
Other Homes of the Packers, 1919-1994	597

TEAMS PAST

First-Round Draft Choices	264
Head Coaches	540
Assistant Coaches	541
All-Time Alphabetical Roster	543
All-Time Uniform Numbers	553
All-Time Drafts	566
All-Time Practice Squad	580

LAMBEAU FIELD

Stadium Records	351
Hallowed Ground	590
Lambeau Field Atrium	600
Titletown Development	603

NATIONAL FOOTBALL LEAGUE

2021 Schedule	604
Nationally Televised Games	606

MEDIA INFORMATION

Communications & Public Affairs Staff	616
---------------------------------------	-----

THE GREEN BAY PACKERS' MISSION IS TO WIN CHAMPIONSHIPS AND DELIVER EXCELLENT GUEST EXPERIENCES WHILE GUIDED BY OUR CORE VALUES.

Teamwork, Respect, Stewardship, Integrity, Excellence

THE GREEN BAY PACKERS' VISION IS TO BECOME AND REMAIN THE STANDARD OF EXCELLENCE AGAINST WHICH ALL OTHER ORGANIZATIONS IN PROFESSIONAL SPORTS ARE MEASURED.



© Copyright 2021 by Green Bay Packers, Inc. All rights reserved.

Information in this guide is as of June 7, 2021. The information in this publication has been compiled for use by the news media to aid in reporting on the Green Bay Packers. No part of this book may be reproduced or transmitted in any form or by any means, electronic or mechanical, including photocopying, recording, or by any information storage and retrieval system, without permission in writing from Green Bay Packers, Inc.

STREET ADDRESS

Green Bay Packers, Inc.
1265 Lombardi Ave.
Green Bay, WI 54304

MAILING ADDRESS

P.O. Box 10628
Green Bay, WI 54307-0628

TELEPHONE NUMBERS

Main Switchboard 920-569-7500 Fan Information Hotline 920-569-7502
Ticket Office 920-569-7501 Hall of Fame Hotline 920-569-7512
Packers Pro Shop 920-569-7510 Stadium Tours Hotline 920-569-7513
Titletown Information 920/569-7505

www.packers.com
www.lambeaufield.com
www.packersproshop.com
www.titletown.com

ADMINISTRATION

Mark Murphy President and Chief Executive Officer
Ed Policy Chief Operating Officer and General Counsel
Paul Baniel Vice President of Finance and Administration
Craig Benzel Vice President of Sales and Business Development
Gabrielle Dow Vice President of Marketing and Fan Engagement
Nicole Ledvina Vice President of Human Resources
Jason Wahlers Vice President of Communications
Jerry Hanson Staff Counsel
Lisa Kaiser Executive Assistant to the President
Rhonda Borowicz Senior Legal Assistant
Marissa Meli Associate General Counsel
Mary Bartels Executive Assistant of Finance
Julie Leung Executive Assistant of Sales and Marketing
Bob Harlan Chairman Emeritus

FOOTBALL OPERATIONS

Russ Ball Executive Vice President/Director of Football Operations
Darryl Franklin Chief of Staff
Grey Ruegamer Director of Player Engagement
Adam Korzun Director of Performance Nutrition
Tanner Gess Performance Dietician
Matt Klein Director of Football Logistics/Team Travel
Mike Halbach Director of Football Technology
Jack Prominski Manager of Football Analytics
Dawson Friedland Football Data Analyst
Joe Reuter Football Technology Assistant
Eric Proisie Football Technology Application Developer
Kelly Heim Executive Assistant to the General Manager
Melanie Marohl Director of Football Administration/Player Finance
Linda Nuthals Director of Corporate Travel
Sherry Schuldes Director of Family Programs
Joe McKillip Coaching Operations Coordinator
Jarvis Johnson Player Engagement Intern

COACHING

Matt LaFleur Head Coach
Joe Barry Defensive Coordinator
Maurice Drayton Special Teams Coordinator
Nathaniel Hackett Offensive Coordinator
Chris Gizzi Strength & Conditioning Coordinator
Luke Getsy Quarterbacks/Passing Game Coordinator
Jerry Gray Defensive Backs/Passing Game Coordinator
Adam Stenavich Offensive Line/Run Game Coordinator
Jerry Montgomery Defensive Line Coach
Kirk Olivadotti Inside Linebackers Coach
Justin Outten Tight Ends Coach
Ben Sirmans Running Backs Coach
Mike Smith Outside Linebackers Coach
Jason Vrable Wide Receivers Coach
Luke Butkus Assistant Offensive Line Coach
Ryan Downard Assistant Defensive Backs Coach
Rayna Stewart Assistant Special Teams Coach
Connor Lewis Special Teams Assistant/Game Management Specialist
John Dunn Senior Analyst
Wendel Davis Defensive Quality Control Coach
Justin Hood Defensive Quality Control Coach
Ryan Mahaffey Offensive Quality Control Coach
Tim Zetts Offensive Quality Control Coach
Mark Lovat Strength & Conditioning Assistant
Thadeus Jackson Strength & Conditioning Assistant
Grant Thorne Strength & Conditioning Assistant
Ruvell Martin Coaching Assistant (Minority Fellowship)

PLAYER PERSONNEL

Brian Gutekunst General Manager
Milt Hendrickson Director – Football Operations
Jon-Eric Sullivan Co-Director of Player Personnel
John Wojciechowski Co-Director of Player Personnel
Matt Malaspina Director of College Scouting
Richmond Williams Director of Pro Personnel
Sam Seale National Scout
Chad Brinker Personnel/Football Administration Executive
Lee Gissendaner Player Personnel Executive
Patrick Moore Assistant Director of College Scouting
Luke Benuska College Scout
Demetri Goodson College Scout
Joe Hueber College Scout
Mike Owen College Scout
Brandian Ross College Scout
Brett Thiesen College Scout
Danny Mock College Scouting Coordinator
Autumn Thomas-Beenenga Pro Personnel Manager
Chris Gaines Scouting Assistant
Sean Linton Scouting Assistant

VIDEO

Chris Kirby Video Director
Andy Muckerheide Assistant Video Director
Nick Goddard Video Assistant

EQUIPMENT

Gordon "Red" Batty Equipment Manager
Tom Bakken Assistant Equipment Manager
Bryan Nehring Assistant Equipment Manager
Tim Odea Equipment Assistant
Chris Kuehn Equipment Assistant

MEDICAL

Bryan Engel Head Athletic Trainer
Dr. Chris Carr Director of Performance Psychology and
Team Behavioral Health Clinician
Dr. Patrick McKenzie Team Physician
Dr. Robert Anderson Associate Team Physician
Dr. James Ebben Medical Consultant
Kurt Fielding Assistant Athletic Trainer
Nate Weir Coordinator of Rehabilitation
Andrew DePietropaolo Assistant Athletic Trainer
Matt Calcagno Intern Athletic Trainer
Erin Roberge Intern Athletic Trainer
Victoria Wittemann Intern Athletic Trainer

COMMUNICATIONS

Sarah Quick Assistant Director of Communications
Tom Fanning Assistant Director of Communications
Nate LoCascio Communications Coordinator
Evan Siegle Team Photographer
Eric Szczepinski Communications Intern

PUBLIC AFFAIRS

Aaron Popkey Director of Public Affairs
Katie Hermesen Public Affairs Coordinator
Cliff Christl Team Historian

BRAND & MARKETING

Joan Malcheski	Director of Brand and Marketing
Garrison Cummings	Business Intelligence Manager
Brian O'Connell	Digital Analyst
Bill Luebker	Manager of Creative Design
Elizabeth Lasee	Graphic Designer
Haylee Helmle	Fan Engagement Manager
MariJo Lesatz	Fan Engagement Intern

COMMUNITY OUTREACH

Cathy Dworak	Director of Community Outreach and Player/Alumni Relations
Bobbi Jo Eisenreich	Manager of Corporate and Foundation Giving
Ryan Fencil	Football Outreach Specialist
Tony Fisher	Player/Alumni Specialist
Amanda Wery	Community Outreach Senior Coordinator
Julie Broeckel	Corporate Giving Coordinator
Sandy Roubal	Corporate Giving Coordinator
Marissa Kertz	Community Outreach Intern

DEVELOPMENT & HOSPITALITY

Charlie Millerwise	Director of Development and Hospitality
Jackie Krutz	Manager of Titledown Residential and Programs
Mallory Steinberg	Titledown Programs & Marketing Manager
Lexi Kinnard	TitledownTech Building Coordinator
Pat Cavanaugh	Events Sales & Service Manager
Wendy Jansen	Manager of Lambeau Field Events
Scout Johnson	Events Sales Executive
Jenny Steinhardt	Lambeau Field Events Administrator
Hanna Goral	Events Specialist
Jessica Dickhut	Titledown Events Coordinator
Sadie Olson	Titledown Programs Intern

DIGITAL, BROADCAST & GAME PRESENTATION

Kregg Shilbauer	Director of Digital, Broadcast and Game Presentation
Kandi Goltz	Manager of Game Presentation and Live Events
Duke Bobber	Manager of Digital
Ryan Hartwig	Social Media Manager
Mike Spofford	Senior Writer
Wes Hodkiewicz	Digital Reporter
Larry McCarren	Sports Analyst
Adam Hoebelheirich	Senior Editor/Associate Producer
Mike Vandersnick	Videographer/Editor
Tyler Gajewski	Videographer/Editor
Daniel Lopez	Videographer/Editor
Taylor Rogers	Video Producer
Steven Hudy	Social Media Coordinator
Matt Arvin	Game and Live Production Coordinator
Joidon Jennings	Digital UX Coordinator
Rachel Gilliam	Social Media Intern
Elyse Ricigliano	Broadcast Production Intern
Nicole Timm	Digital, Broadcast & Game Presentation Associate

FACILITIES

Mike Moynihan	Assistant Director of Facility Operations
Justin Dantzman	HVAC Manager
Todd Edlebeck	Facilities Manager
Brad "Gus" Gustafson	Manager of Atrium Operations
Kyle Nooker	Titledown Facilities Manager
Bill Rasmussen	Facilities Manager
Bill Roubal	Electrical Manager
Christine Wahlen	Facilities Office Manager
Anne Larson	Facilities Office Coordinator
Dave Tilot	Facilities Supervisor
Corey Wentland	Facilities Supervisor
Craig Nooyen	Sr. HVAC Technician
James Brocker	Sr. HVAC/R Technician
Clyde Watson	HVAC Technician
Ken Sulewski	HVAC Technician
Bill Miller	Plumber/Beverage Systems Technician
Jon Corpron	Journeyman Electrician
Eric DeMars	Facilities Assistant
Baron Dalebroux	Janitorial Coordinator
Joe Setzkorn	Atrium Operations Lead

Dan Skaleski	Atrium Operations Lead
Israel Torres	Atrium Operations Lead
Tom Whitman	Atrium Operations Lead
Joe Felhofer	Titledown Facilities Maintenance Assistant
Tony Lensmire	Titledown Facilities Maintenance Assistant
Jordy Dale	Titledown Facilities Maintenance Assistant

FIELDS

Allen Johnson	Fields Manager
Bart Bartelme	Lead Fields Assistant
Derek Paris	Fields Assistant
Ryan Blise	Fields Assistant
Joe Ranthum	Titledown Landscape Manager
Brent King	Horticulture Technician

FINANCE

Carla Schrank	Accounting Manager
Scott Murphy	Accounting Manager
Ben Brossard	Senior Accountant
Ryan Thurk	Senior Accountant
Andrew Podlask	Staff Accountant
Paige Green	Payroll Coordinator
Jill Austinson	Accounting Specialist
Wendy Pasowicz	Accounts Payable Specialist
Julie Van Asten	Accounts Payable Specialist

HUMAN RESOURCES

Robyn Waller	Benefits Analyst
Chris Cohorst	Human Resources Manager
Brandon Margelowsky	Human Resources Intern

INFORMATION TECHNOLOGY

Kenny Ansel	Director of Information Technology
Tony Smith	Assistant Director of Information Technology
Justin Ruckel	Information Technology Manager
Mike Jelenic	Senior Systems Administrator
Tony Marconi	Systems Administrator
Bobbi Cameron	Business Systems Analyst
Andy Cornelissen	Data Warehouse Analyst
Jerry Burke	Application Administrator
Eric Scott	Network Administrator
Rob Konitzer	Audio Visual Systems Specialist
Ryan Maes	Computer Systems Administrator
Troy VanWychen	Information Technology Support Specialist
Jon Zeininger	Information Technology Support Specialist
Becky Lamal	Help Desk/Administrative Assistant
Jacob Wachuta	Information Technology Intern
Garret Poole	Information Technology Intern

RETAIL OPERATIONS

Peggy Prebelski	Director of Retail Operations
Jennie Robertson	Ecommerce Manager
Amy Vigue	Ecommerce Marketing Specialist
Jennifer Pertzborn	Merchandise Manager
Patrick Luce	Buyer
Theresa Pagel	Buying/Ecommerce Assistant
Cody Boeck	Manager of Retail Operations and Customer Service
Derek Dimmer	Retail Store Manager
Lisa Treichel	Assistant Store Manager
Darren Lohr	Assistant Store Manager
Tim Hodek	Assistant Store Manager
Andy Bomske	Assistant Store Manager
Tim Schroeder	Manager of Retail Distribution Center
Gavin Carrigan	Assistant Manager of Retail Distribution Center
Judy Pedersen	Assistant Manager of Retail Distribution Center
Mark Merkey	Assistant Manager of Retail Distribution Center
Tori Boyea	Ecommerce Marketing Intern

SALES & BUSINESS DEVELOPMENT

Chad Watson	Director of Sales and Business Development
Jon Schweitzer	Manager of Broadcast Sales
Justin Wolf	Manager of Corporate Sales
Stephanie Blavat-Vesely	Partnership Sales and Service Executive
Dana Kressig	Corporate Sales Executive - Digital Sales
Jon Murphy	Corporate Sales Executive
Craig Decker	Corporate Sales Executive
Steve Reedy	Corporate Sales Executive
Sara Short	Manager of Partnership Services
Shea Greil	Senior Partnership Services Coordinator
Lisa Nortman	Senior Partnership Services Coordinator
Krista Bye-Nagel	Partnership Services Coordinator
Aaron Hart	Manager of Corporate Sales - Milwaukee Office
Blake Pangman	Corporate Sales Executive - Milwaukee Office
Meiling Hudson	Partnership Services Coordinator - Milwaukee Office
David LeGrand	Media Sales Executive - Milwaukee Office
Scott Thompson	Business Analytics Manager
Caleb Wilson	Business Analytics Intern
Kevin Bian	Sales and Business Development Intern
Daniel Eckman	Activation Intern
Spencer Kleinschmidt	Activation Intern - Milwaukee Office
Stephany Beck	Sales and Business Development Fulfillment Intern

SECURITY


Doug Collins	Director of Security/Risk Management
Scott Peters	Assistant Director of Security
Justin Crabb	Building Security Manager
Andrew Wellens	Building Security Supervisor
Mike Agnew	Security Officer
Scott Hansen	Security Officer
Ken Kirkpatrick	Security Officer
Doug Maes	Security Officer
Jesse Motto	Security Officer
Paul Schmit	Security Officer
Bob Slaby	Security Officer
Craig Stevens	Security Officer
Joe Stewart	Security Officer
Randy Vogel	Security Officer
Jamie Woodbeck	Security Officer
Peter Yurek	Security Officer
Brandon Arndt	Shipping and Receiving Coordinator
Laurie Taicher	Security/Risk Management Assistant
Jeff Stauber	Emergency Planning/Safety Coordinator
Barb Gehlhoff	Mail Clerk
Randy Van Camp	Mail Clerk

STADIUM SERVICES

Jennifer Ark	Director of Stadium Services
Spencer Larson	Manager of Hall of Fame & Stadium Tours
Brent Hensel	Hall of Fame Curator
Justine Kaempfer	Hall of Fame and Stadium Tours Coordinator
Keith Cronin	Manager of Guest Services
LaFawn Joslin	Guest Services Assistant/Switchboard
Tina Hermus	Guest Services Assistant
Betsy Frenzel	Guest Services Assistant/Atrium Concierge
Sue Last	Guest Services Assistant/Atrium Concierge
Barb Van De Hey	Guest Services Assistant/Reception
Karen Wiesner	Guest Services Assistant/Atrium Concierge

TICKETING & PREMIUM SEATING

Jason McDonough	Director of Ticketing and Premium Seating
Philip Caldwell	Manager of Ticketing
Daniel Moss	Manager of Premium Seating
Chris Kloehn	Ticket Office Coordinator
Sue Zernicke	Senior Ticket Office Coordinator
Jeff Burrueul	Ticket Operations Coordinator
Cassandra Polansky	Senior Premium Seating Coordinator
Reece Oliver	Premium Seating Sales Executive
Molly Linnane	Premium Seating Coordinator
Allison Jacobson	Ticket Operations Intern
Cayson Ehlinger	Premium Seating Intern
Kevin Kummerow	Premium Seating Intern



First Season: 1919 (independent)
First NFL Season: 1921 (American Professional Football Association)
Founders: E.L. "Curly" Lambeau and George Whitney Calhoun
All-Time Record: 805-601-38 (.572) in league games
 Reg. Season: 769-577-38 (.571)
 Postseason: 36-24 (.600)
NFL Titles: 13 — 1929-31, 1936, 1939, 1944, 1961-62, 1965-67, 1996, 2010
Division Titles: 25 — 1936, 1938-39, 1944, 1960-62, 1965-67, 1972, 1995-97, 2002-04, 2007, 2011-14, 2016, 2019-20
Conference: National Football Conference
Division: North Division
Training Camp: St. Norbert College, De Pere, Wis. (since 1958; not in 2020-21 due to COVID-19)

Stadium: Lambeau Field
Capacity: 81,441
Surface: SISGrass
Year Opened: 1957
League Games: 394 (incl. 24 postseason, 64 years)
Team Colors: Dark Green (PMS 5535), Gold (PMS 1235) and White
Radio: Flagship WTMJ (620 AM) and statewide Packers Radio Network
Preseason TV: WTMJ-TV (Ch. 4) in Milwaukee & WGBA-TV (Ch. 26) in Green Bay originate state/regional network
City of Green Bay —
Population: 104,068
TV Market: 67th
Average Snow: 47.5 inches/year
Avg. High Temp: 81° F in July; 26° in January

SHAREHOLDERS

- The Green Bay Packers have been a publicly owned, nonprofit corporation since 1923. They were first organized as the Green Bay Football Corp., and then reorganized in 1935 as Green Bay Packers, Inc.
- There are approximately 5,009,479 shares owned by 361,362 stockholders — none of whom receives any dividend on the initial investment.
- The corporation is governed by a board of directors and a seven-member executive committee.
- One of the more remarkable business stories in American history, the team is kept viable by its shareholders — its unselfish fans. Even more incredible, the Packers have survived during the current era, permeated by free agency and the NFL salary cap. And, thanks in large part to Brown County's passage of the 2000 Lambeau Field referendum, the club will remain solvent and highly competitive well into the future due to its redeveloped stadium.
- Fans have supported the team financially on several occasions, including five stock sales: 1923, 1935, 1950, 1997 and 2011.
- To protect against someone taking control of the team, the articles of incorporation prohibit any person from owning more than 200,000 shares.



GREEN BAY PACKERS 2021 MEDIA GUIDE

Editor: Tom Fanning

Research: Nate LoCascio, Jackson Riebel, Cliff Christl

Proofreading: John Watters, Nate LoCascio, Jason Wahlers, Jackson Riebel, Eric Szczepinski, Cliff Christl

Writing: Tom Fanning, Nate LoCascio, Jason Wahlers, Sarah Quick, Aaron Popkey, Katie Hermesen, Jackson Riebel, Cliff Christl

Additional editorial, writing, design and research assistance: Autumn Thomas-Beenenga, Melanie Marohl, Cathy Dworak, Bobbi Jo Eisenreich, Brent, Hensel, Peggy Prebelski, Tom Pigeon, Eric Goska, *Green Bay Press-Gazette* and *Milwaukee Journal Sentinel* archives and special acknowledgment to previous communications/public relations staff members and interns.

Cover: Designed by Trenea Schepp; TreeHouse Design.

Other photos: Evan Siegle, Corey Wilson, Vernon Biever, James Biever, Matt Becker, Harmann Studios, *The Associated Press*, AP Images, Getty Images, the Stillier-Lefebvre collection (including the Neville Public Museum), Duke Bobber, Tyler Gajewski, Brenda Spaude, Steve Ryan, Keegan Wright, NFL Photos, David Elliott, the *Green Bay Press-Gazette*, Rick Wood (*Milwaukee Journal Sentinel*), Cathy Dworak, Bobbi Jo Eisenreich, Tom Hauck, Elkus Manfredi Architects, Wild Blue Technologies and all sports information departments from schools of draft choices and undrafted free agents, recent and years past.

The team wishes to thank the following for their invaluable help in producing this guide: the entire staff at **Elias Sports Bureau** (including Seymour Siwoff, Steve Hirdt, Santo Lombardina, Alex Stern, Peter Hirdt, Chris Thorn, Frank Lombardina, John Lombardina, Kevin Hines, Ken Hirdt, Tom Hirdt, Randy Robles, Bob Rosen, Rob Tracy, Bob Waterman, Matt Martingale, Todd Betzag, Sal D'Agostino, John Carson, Chris Slowik, Dan Hopard, Dennis Hirdt, John McCarthy, Ben Rosenberg and Jennifer Giacona); **Sportradar**; **STATS LLC**; **pro-football-reference.com**; **Brown County Library** (Mary Jane Herber); **Jostens Corporation** (Ken Westland & Bob Skoronski); the **NFL communications department** (including Mike Signora, Zak Gilbert and Sam Drexler); Paul Spinelli; **NFL player personnel** (Joel Bussert); **NFL Films**; the **Pro Football Hall of Fame** (Pete Fierle and Saleem Choudhry); the **Packers Hall of Fame** (Tom Murphy); **Z.D. Studios** (including Jason Albert); **CoSIDA** and the sports information departments at its member schools; colleagues at other NFL teams; and **Press Pass Ink** (Shirley Cleereman).

Most of the historical data covering the Packers' first 50 years from 1919 to 1968 was taken from the team's official records; Packers press books and press guides dating to the early 1930s; interviews with former players, staff members and fans dating to the 1920s; the Brown County Library's local history department; and the pages of the *Green Bay Press-Gazette*. George Whitney Calhoun, co-founder of the Packers, worked for the paper for 40 years as a telegraph editor, city editor and sports editor and continued to write columns in retirement about Packers history until his death in 1963. For nearly 30 years, from 1919 to 1947, Calhoun also doubled as the Packers' publicist. In addition, he was the team's secretary for nearly 20 years and a member of its board of directors for nearly 35 years.

Additional historical input was derived from the writings of Val Schneider, Art Bystrom, John Walter, Art Daley and Lee Rimmel of the *Green Bay Press-Gazette* and Bud Lea and several others from the *Milwaukee Sentinel* and *The Milwaukee Journal*.

The following books were also used as sources: the annual *NFL Record & Fact Book*, *Total Packers*, *Total Football II*, the *NFL Encyclopedia* and *The Packer Legend* by John Torinus. Other valuable information was gleaned from Ron Wolf, Eric Goska, John Maxymuk, Rick Gosselin, David Dolan, Guy Hankel, Joe Cronin, and John Karfl and family.

Printing: JP Graphics Inc. in association with Press Pass Ink. Printed on recycled paper.

IN THE COMMUNITY



GREEN BAY PACKERS GIVE BACK

Green Bay Packers Give Back, the team's all-encompassing community-outreach initiative, includes the Green Bay Packers Foundation; appearances made by players, alumni, coaches and staff; football outreach; cash and in-kind donations; Make-A-Wish visits; and community events.

COMMUNITY-OUTREACH MISSION:

We are committed to enriching the communities that have supported us for over 100 years. As the only community-owned NFL team, we believe in utilizing the spirit of football to promote life lessons, build togetherness and create future leaders.



GREEN BAY PACKERS GIVE BACK



COVID-19 EFFORTS

- \$1.5M COVID-19 COMMUNITY RELIEF FUND
- EMERGENCY RESPONSE FUND SUPPORT
- COMMUNITY VACCINATION SITE
- NFL DRAFT-A-THON
- WISCONSIN FACE-MASK WARRIORS
- BLOOD DRIVES
- KEEP ON WISCONSIN
- FEEDING THE COMMUNITY
- FREEZER SPACE FOR FEEDING AMERICA
- EASTERN WISCONSIN
- FRONTLINE-WORKER RECOGNITION
- PERSONAL PROTECTIVE EQUIPMENT KITS
- FLU-SHOT DISTRIBUTION
- #STAYHOMESTAYSTRONG

COMMUNITY EVENTS

- SPOOKTACULAR
- PROJECT PLAY 60 EXPRESS
- THANKSGIVING MEAL
- HELP FOR THE HOMELESS HYGIENE DRIVE
- GREEN BAY PACKERS EMPOWER
- COMMUNITY BLOOD DRIVES

FOOTBALL OUTREACH

FOOTBALL OUTREACH COACHING SCHOOL

PARENTS CLINIC

GREEN BAY PACKERS-USA FOOTBALL
WEBINAR SERIES

GREEN BAY PACKERS COACH OF THE WEEK

WISCONSIN FOOTBALL COACHES ASSOCIATION/
GREEN BAY PACKERS HIGH SCHOOL COACH OF
THE YEAR

11-ON

YOUTH FOOTBALL MATCHING GRANTS

PACKERS HIGH SCHOOL PLAYS OF THE MONTH

AT-HOME PLAY PACKS

NFL FLAG KITS

MADDEN NFL 21 TOURNAMENT

GIVING

DONATION OF AUTOGRAPHED ITEMS

MONETARY DONATIONS

CLOTHING AND TOILETRY DONATIONS

EQUIPMENT DONATIONS

TAILGATE TOUR DONATIONS

IMPACT GRANT HONORING WILLIE DAVIS

BAY BEACH MATCHING GRANT

VOLUNTEER CENTER OF BROWN COUNTY

CAUSE-SPECIFIC GIVING

EDUCATION-FOCUSED GIVING

EMPLOYEE GIVING



GREEN BAY PACKERS FOUNDATION

ANNUAL GRANT DISTRIBUTION

IMPACT GRANT DISTRIBUTION

MILITARY SUPPORT

PARADE OF HONOR

OPERATION FAN MAIL PRESENTED BY WPS
HEALTH SOLUTIONS

VETERANS IMPACT GRANT

SALUTE TO SERVICE MONTH

"CURLY LAMBOT" AND "PACKBOT" VISIT
MILWAUKEE VA MEDICAL CENTER

VETERANS HOLIDAY DRIVE-THRU

RETIRING MILITARY MEMBERS

SALUTE TO SERVICE AWARD NOMINEE

PACKERS VS. CANCER

SHOPPERS' SUPPORT

HATS OFF

PLAYERS VISIT CANCER SURVIVORS





PLAYERS, COACHES & ALUMNI OUTREACH

When COVID-19 restrictions did not allow for in-person player appearances, the Packers got creative to keep players connected with the community by introducing robots "Curly Lambot" and "Packbot" as the newest members of the team. During appearances, players controlled the movements of the robots, which were outfitted with the players' jerseys, from their phone or computer. Zoom and FaceTime were also utilized. Additional outreach includes:

- MAKE-A-WISH
- CHARACTER PLAYBOOK
- FUEL UP TO PLAY 60
- MY CAUSE MY CLEATS
- PLAYER INITIATIVES
- ED BLOCK COURAGE AWARD
- WALTER PAYTON MAN OF THE YEAR AWARD NOMINEE
- HONORING WILLIE DAVIS
- CHILDREN'S WISCONSIN CELEBRITY GOLF INVITATIONAL
- GREEN & GOLD GALA
- PACKERS EVERYWHERE VIRTUAL PEP RALLIES
- LEGENDARY QUARTERBACKS COLLECTOR'S PHOTO

SOCIAL-JUSTICE AND SOCIAL-RESPONSIBILITY INITIATIVES

Total impact: \$1,552,000 and 27 different organizations

- PLAYER-DIRECTED GRANTS
- PLAYER INITIATIVES
- SUPPORTING THE CITY OF GREEN BAY POLICE DEPARTMENT
- PACKERS PRESIDENT AND CEO MARK MURPHY AND LAURIE MURPHY MATCHING DONATION
- GREEN BAY PACKERS GIVE BACK IMPACT GRANTS
- NFL VOTES
- BROWN COUNTY COMMUNITY GARDENS JAIL GARDEN
- GRANTS THROUGH THE NFL FOUNDATION IMPACT YOUTH


TRAINING CAMP & GAMEDAY INITIATIVES

- DREAMDRIVE
- FIRST DOWNS FOR TREES
- TOUCHDOWNS FOR HUNGER

VOLUNTEERISM

- PACKERS GIVE BACK DAYS
- PLANTING FOR A PURPOSE

MORE DETAILED INFORMATION ON GREEN BAY PACKERS GIVE BACK CAN BE FOUND AT WWW.PACKERS.COM/COMMUNITY



ADMINISTRATION & COACHES





MARK MURPHY
President & Chief Executive Officer

Mark Murphy, possessor of extensive experience in professional football and sports administration, is in his 14th year as the Packers' President and CEO.

Under Murphy's guidance, the organization continues to rank as one of the NFL's premier franchises, with highly successful operations both on and off the field. On the field, the team has compiled a 143-83-2 overall record (.632), made 10 playoff trips, including a team-record eight straight (2009 to 2016), advanced to five NFC Championship games and earned a victory in Super Bowl XLV. Off the field, the club continues to perform well in its business efforts, which allows the organization to support football operations. The fan experience at Lambeau Field, a top priority for the organization, continues to be ranked among the best in sports.

It was a direction both Murphy and the organization envisioned when Murphy was elected by the Packers' Board of Directors as the franchise's 10th Chief Executive Officer on Dec. 3, 2007. He began his work with the organization as president-elect on Jan. 1, 2008, and then formally took over on Jan. 28, 2008.

"I am honored to have been selected and very appreciative of this tremendous opportunity," Murphy said the day of his election. "The Packers are one of the great franchises in all of professional sports, with a rich history and incredible fan support. These are successful times for the Packers. On the field they're performing well, and off the field, they're in great shape, too. I look forward to being a part of that continued success."

Murphy, who holds a law degree and an MBA in finance, brought a unique and highly qualified background to his role as head of one of the NFL's flagship franchises, first drawing from a deep understanding and appreciation of the game that comes from an eight-year playing career with the Washington Football Team. Later, he served a combined 16 years as director of athletics at Colgate University and Northwestern University, and was an assistant executive director of the NFL Players Association and a trial attorney with the U.S. Department of Justice.

In addition to his playing career and work with the NFL Players Association, Murphy had maintained his ties to the NFL through his work on the Commissioner's Player Advisory Committee (1994-2002) as well as the NFL Youth Football Committee (2002-2011). Additionally, his NFL experience includes Super Bowl wins as a player (XVII, 1982) and as a CEO (XLV, 2010), believed to be the first such achievement in league history.

NFL commissioner Roger Goodell, recognizing the unique experience and skills Murphy brought to the NFL as the Packers' CEO, in 2008 appointed him to the NFL's Management Council Executive Committee, the NFL owners' committee whose responsibility was to serve as the bargaining team during negotiations with the NFL Players Association which resulted in a 10-year Collective Bargaining Agreement in 2011, and a new CBA in 2020 that extends through the 2030 season. The position has afforded Murphy the opportunity to regularly contribute at the league level, ensuring the organization has a voice in NFL matters.

"Mark's rare blend of experiences makes him integral to the future of the Packers and the NFL," said Goodell when appointing Murphy. "His accomplishments as an NFL player, his work with the NFLPA, and now his leadership of the Packers, provide a unique perspective to the league and also to the players. He's very effective in discussions with NFLPA executives. Mark is a bright and thoughtful individual who understands what needs to get done to create a system that benefits all sides for years to come. He is very reasonable

AT A GLANCE ...



- Named Packers President/CEO on Dec. 3, 2007, by the Packers' Board of Directors; formally assumed position on Jan. 28, 2008.
- Serves on the NFL's Management Council Executive Committee, Competition Committee, College Relations Committee, Player Safety Advisory Panel and Health and Safety Committee.
- Served a combined 16 years as director of athletics at Northwestern University (2003-07) and Colgate University (1992-2003) prior to joining the Packers.
- Enjoyed an eight-year NFL playing career with the Washington Football Team (1977-84); served as co-captain from 1980-84, including the Super Bowl title team of 1982. Earned All-Pro and Pro Bowl honors in 1983 after leading the NFL with nine INTs.
- Is believed to be the only person to earn a Super Bowl ring as a player (XVII, 1982) and as a team's chief executive (XLV, 2010).
- Served as Washington's player representative to the NFL Players Association from 1980-84, including the position of vice president of the players union (1983-84).
- Holds a law degree from Georgetown University (1988) and an MBA in finance from American University (1983).
- Served as assistant executive director of the NFL Players Association (1985-88) and as a trial attorney with the U.S. Department of Justice (1989-92).
- Served on the NFL Commissioner's Player Advisory Committee (1994-2002) and the NFL Youth Football Committee (2002-2011), and currently serves on USA Football's Board of Directors.
- While a player with Washington, participated in the second-highest-scoring game in *Monday Night Football* history, a 48-47 loss to the Packers on Oct. 17, 1983, at Lambeau Field. It is the highest-scoring regular-season game in Packers history.

and wants what's best for fans, the game and players, as we all do."

In 2012, Goodell added to Murphy's NFL-level involvement by naming him to the important Competition Committee, the group composed of team executives and coaches that studies all aspects of the game and recommends rules and policy changes to NFL clubs. Goodell also placed Murphy on the NFL owners' Health and Safety Committee and the College Relations Committee.

Upon joining the Packers, Murphy broadened his knowledge of the franchise, its operations and its standing in the community by meeting with employees, shareholders, fans and members of the Board of Directors, as well as many community groups.

Among his first initiatives was to update the organization's strategic plan, a process involving all the leadership positions of the organization, including the Executive Committee and football operations. The process created core objectives to serve as a backdrop for all key business decisions. In a move to enhance those objectives, Murphy restructured the management of the organization, which included creating a new senior-leadership staff overseeing administration and finance, communications, football operations, human resources, legal, marketing and fan engagement, and sales and corporate partnerships. The structure reflects the growth the organization has experienced in recent years and gives broader coverage across all operations with more people involved on a senior-management level. Likewise in 2018, Murphy restructured the football operation with the head coach, general manager and executive vice president/director of football operations reporting to the president and CEO, a move that has improved communication and collaboration.

Murphy also is directing the organization's master plan involving Lambeau Field, the Lambeau Field Atrium, the prac-

tice facilities, and property the organization owns adjacent to the stadium. Lambeau Field and the Atrium underwent a \$312 million, five-year expansion and renovation (2011-15) that included a new distributed-audio sound system (2011), two new HD video boards and the new Bellin Health Gate on the north end of the stadium (2012), 7,000 additional seats in the south end zone served by the South Gate (2013), a larger Oneida Nation Gate and new football facilities (2013), the American Family Insurance Gate, a redeveloped Harlan Plaza and new Packers Pro Shop (2014), and a new Packers Hall of Fame and restaurant, 1919 Kitchen & Tap (2015). Additionally, a two-year, \$55 million project to renovate Lambeau Field's suites and club seats was completed in 2017. Currently, the club is in a multi-year project to upgrade the stadium's concourses, which include renovated concessions and enhanced sound systems.

To support the Lambeau Field project, Murphy directed the Packers' fifth stock sale, an effort that netted the organization more than \$64 million. More than 268,000 shares were sold during the offering, from Dec. 6, 2011, through Feb. 29, 2012, with more than 250,000 new shareholders joining the Packers' ownership. All stadium improvements were financed without public tax money.

To the west of Lambeau Field, Titledown has dramatically taken shape over the last couple of years. The 45-acre mixed-used real-estate development that was announced in 2015 is building upon the success of the renovated Lambeau Field and complements the vibrant business and hospitality clusters in the area that have experienced enhancement in recent years. Titledown has become a destination for visitors and residents alike with its public park and plaza a hub of activity year-round, including snow-tubing lanes on Ariens Hill and an ice-skating rink and trail in the winter. Lodge Kohler, a four-diamond hotel; Bellin Health Titledown Sports Medicine & Orthopedics; and Hinterland Restaurant and Brewery have been successful anchor tenants. Opening in 2019 was TitledownTech, a joint venture between the Packers and Microsoft aimed at driving regional economic growth and job creation by helping businesses transform their operations through technology and digital innovation. The TitledownTech building also houses additional entertainment and commercial properties, including an "eatertainment" concept – The Turn powered by Topgolf Suites – and an experiential Associated Bank branch. Titledown also features townhomes, an apartment building and a five-story office building, with both residents and workers now enjoying the ability to live, work, play and create.

Among the other initiatives Murphy has directed are the enhancement of the organization's retail operations, including the purchase of a new distribution center for the Packers Pro Shop, and the establishment of a customer relationship management (CRM) program, with both efforts upgrading customer service to Packers fans.

Murphy also has worked to increase the number of outside events utilizing Lambeau Field, including Kenny Chesney concerts in 2011 and 2015, a Billy Joel concert in 2017, a Paul McCartney concert in 2019 and LZ Lambeau in May

2010, a welcome back for Wisconsin Vietnam veterans. In September 2016, the Lambeau Field College Classic, presented by Carmex, saw the LSU Tigers play the Wisconsin Badgers in the stadium's first college football game since 1981. Wisconsin is scheduled to return to Lambeau Field on Sept. 5, 2026, to face Notre Dame, a date that had to be rescheduled from 2020 due to COVID-19. Lambeau Field also is bidding to host the NFL Draft and the Big Ten Conference Championship Game. Additionally, Murphy has ensured the organization remains a strong community partner, with a charity impact of over \$9 million in the past year.

Inside the organization, Murphy continues to grow and develop the team's human resources, with new programs addressing diversity, equity and inclusion and leadership development. The 66-year-old Murphy joined the Packers after 4½ years (2003-07) as director of athletics at Northwestern University. At the Big Ten Conference school, Murphy oversaw a 19-sport program with a \$40 million budget and 160 full-time employees. During his tenure, the school won eight individual national championships and three NCAA team titles. Additionally, the university won nine conference team championships and 34 individual Big Ten titles. A total of 49 Wildcats earned first-team All-America distinction. On the football field, the Wildcats participated in two bowl games during Murphy's tenure after playing in just four previous contests in the program's history. In 2006-07, Northwestern finished 30th in the U.S. Sports Academy Directors' Cup standings with a school-best 626.5 points. The Wildcats ranked among the top 30 in the standings for the last three years of Murphy's tenure and in 2007 finished sixth among Big Ten schools for the third straight year after previously not placing higher than ninth.

The school's athletic success under Murphy was achieved while its student-athletes continued to excel off the field. The NCAA Graduation Success Rate (GSR) data released in October 2007 reported Northwestern's rate at 98 percent, tying it with Notre Dame and Navy for No. 1 in the nation.

Prior to his tenure at Northwestern, Murphy served as director of athletics at Colgate University in Hamilton, N.Y. (1992-2003), the school from which he graduated in 1977. During his 11 years at the helm, the university experienced a renaissance of its football program, going from 0-11 in 1995 to three consecutive appearances in the NCAA Division I-AA playoffs. In 2003, the year after Murphy's departure to Northwestern, the team made it to the championship game; the achievement of that squad – a non-scholarship program – remains one of Murphy's proudest moments.

Colgate's other teams experienced success as well, with men's basketball, women's soccer, women's volleyball, women's softball and men's ice hockey teams making NCAA tournament appearances. The school also achieved graduation rates among the highest for student-athletes in Division I during Murphy's tenure. A proud alumnus, Murphy had the honor of delivering the address for the university's 2012 graduation ceremony.

A former All-Pro safety for the Washington Football Team,

PACKERS PRESIDENTS/CHIEF EXECUTIVE OFFICERS

Andrew B. Turnbull (Sept. 17, 1923–June 27, 1928)	¹ Russ Bogda (Feb. 2, 1953–Feb. 22, 1958)
Ray Eyrard (Aug. 27, 1928–Aug. 1, 1929)	² Dominic Olejniczak (April 28, 1958–May 3, 1982)
Dr. W.W. Kelly (Aug. 1, 1929–June 13, 1930)	³ Robert Parins (May 3, 1982–June 5, 1989)
Lee Joannes (June 13, 1930–July 25, 1947)	⁴ Bob Harlan (June 5, 1989–Jan. 28, 2008)
Emil Fischer (July 25, 1947–Feb. 2, 1953)	⁵ Mark Murphy (Jan. 28, 2008–present)

¹Bogda submitted a letter of resignation on Dec. 13, 1957, due to health reasons, but the Executive Committee rejected it. He died Feb. 22, 1958. In the interim, Dominic Olejniczak was elected executive vice president and carried out Bogda's duties.

²Olejniczak was officially elected president April 28, 1958.

³Olejniczak replaced Olejniczak as principal executive officer Oct. 11, 1981, but wasn't officially elected president until May 3, 1982.

⁴Harlan was elected president & chief executive officer June 5, 1989. John Jones was elected president & chief operating officer May 31, 2006. Harlan became chairman of the board, but remained CEO. Less than two weeks later, Jones underwent open-heart surgery. He returned to work for roughly nine months, but took a leave of absence for personal reasons on May 26, 2007. Jones resigned July 20, 2007, and Harlan remained the chief officer of the organization until Jan. 28, 2008.

⁵Murphy was named Dec. 3, 2007. He assumed the duties Jan. 28, 2008.

Murphy enjoyed an eight-year career (1977-84) after originally signing with the team as an undrafted free agent in 1977. He was a co-captain from 1980-84, a period that included two Super Bowl teams (1982-83). He enjoyed his finest season in 1983, leading the NFL with nine interceptions and earning consensus All-Pro honors as well as a trip to the Pro Bowl. Murphy was named as one of Washington's "70 Greatest Players," as well as one of the team's 80 greatest players, and also is a member of the club's 50th Anniversary Team.

Joe Gibbs, the Hall of Fame former coach of Washington who led the team during Murphy's 1981-84 seasons, was appreciative of the player's contributions and lauded the Packers' hiring of Murphy.

"Mark meant a lot to the organization the years he was here and played," Gibbs said. "He was a great person along with being one of the brightest and most competitive people we've had here."

Gibbs had an influence on Murphy as well, as the Packers' CEO attributes much of his leadership style to what he learned from the successful Washington coach.

"He had many leadership traits that I admired and tried to incorporate into my own leadership style," said Murphy. "He had a very natural way about him with the way he related to people, and he tried to be accessible. He was a very effective communicator, too, as most great leaders are. And when he worked with you, he was very fair and sincere. All those skills and traits fueled his awesome ability to motivate his teams."

A natural leader among his teammates, Murphy served as Washington's player representative to the NFL Players Association from 1980-84, including the position of vice president of the players union (1983-84). While a representative, he served on the players' bargaining committee during the 1982 players' strike. Those experiences have served him well in his role on the NFL's Management Council Executive Committee.

During his days with Washington, Murphy earned an MBA in finance from American University in Washington, D.C., attending classes full time in the offseason and evening classes in-season. Upon completion of his playing career in 1985, he joined the NFL Players Association as assistant executive director. While with the NFLPA, Murphy served on the bargaining team, including during the 1987 players' strike, developed the agent-certification system and strengthened the PA's degree-completion and career-counseling programs.

While with the NFLPA, he started work on a law degree from Georgetown University and ultimately finished his studies full-time after leaving the Players Association. Upon receiving his law degree in 1988, he worked at a Washington, D.C., law firm (Bredhoff and Kaiser) before becoming a trial attorney with the U.S. Department of Justice in 1989.

During a four-year career with the Department of Justice, he primarily represented government agencies in trials. Then, in 1992, his alma mater called and he returned to the sports realm.

At ease in public settings and with the media, Murphy enjoyed hosting a weekly radio show during his playing days and later became a sports commentator for National Public Radio (1983-92) and the Anheuser-Busch Radio Network (1986-88), offering his insights into football and sports-related legal issues in general.

Born in Fulton, N.Y., Murphy spent some of his formative years in the Houston area before moving back to the Buffalo-area community of Clarence. He was a three-sport star (football, baseball and basketball) at Clarence Central High School and was named the best all-around athlete in western New York during his senior year. His baseball talents drew attention from major-league scouts. In 2002, he was inducted into the Greater Buffalo Sports Hall of Fame in recognition of his achievements both on and off the field. In February 2016, Murphy returned to Clarence Central High School to present a golden football as part of the NFL's 50th Super Bowl celebration.

Murphy and his wife, Laurie, who also is a Colgate gradu-



ate, have been involved in the communities in which they've lived. Over the years, the couple has donated their time to numerous organizations, including local schools, the United Methodist Church in Hamilton, N.Y., and the First Congregational Church of Evanston, Ill. Also, while in Chicago, Murphy served on the bid committee for the 2016 Olympics, which eventually were awarded to Rio de Janeiro, Brazil. While at Colgate University, Murphy formed the Hamilton Youth Basketball League and served as its commissioner. Heavily involved in the community while with Washington, Murphy was named the team's "Miller Man of the Year" in 1984 in honor of his work off the field.

In Green Bay, Murphy continues a busy schedule of meeting with fans and shareholders, as well as speaking to a variety of business and community groups. He also has given his time to several community organizations to help their causes, including Big Brothers Big Sisters. Murphy also serves on the University of Wisconsin-Green Bay's council of trustees and co-chaired the school's most recent capital campaign. Additionally, Murphy serves on the advisory board of the Positive Coaching Alliance, an organization created to transform the culture of youth sports to give all young athletes the opportunity for a positive, character-building experience, as well as on USA Football's board of directors. In 2021, Murphy was the recipient of the Rotary Club of Green Bay's Free Enterprise Award in recognition of his leadership of the Packers' significant business growth and positive community impact.

Mark and Laurie are active supporters of foster-care services in Brown County and have had the pleasure of serving as foster parents in the community. Laurie recently helped establish the JAS (Journey to Adult Success) House in downtown Green Bay for teenagers who age out of foster care. She is also involved in a number of national and local organizations whose missions support hunger relief, as well as housing and education for underserved populations. In addition, Laurie established "Ladies of Lambeau," an inclusive group of women who are associated with the Green Bay Packers. The group hosts an annual hands-on event at Lambeau Field which benefits a variety of nonprofit organizations.

Mark and Laurie have four adult children: Katie, a graduate of Harvard who played basketball for the Crimson and lives in Chicago with her husband, Eugene Kornel, son, Richard, and daughter, Isabelle, and works at Linden Capital Partners; Emily, a graduate of Middlebury (Vt.) College with a degree in Chinese and a master's in social work from the University of Michigan who lives with her husband, Robert Kraynak, and daughters, Louise, Dorothy and Willa, in Door County; Brian, a graduate of Amherst (Mass.) College who played football for the Lord Jeffs and now lives in Austin, Texas, where he earned an MBA at the University of Texas and now owns and operates Ranch Rider Spirits Co., and is engaged to be married in September to Hayley Koester; and Anna, a graduate of Northwestern University who recently earned her MBA from Kellogg and is now a leadership coach in Chicago.

Away from work, Mark enjoys playing golf, fishing and participating in various forms of exercise, including bicycling, cross-country skiing and walking.



ED POLICY

Chief Operating Officer and General Counsel



AT A GLANCE ...

- Joined the Packers organization as vice president and general counsel on Aug. 1, 2012; promoted to chief operating officer and general counsel on Jan. 17, 2018.
- Professional experience includes nine years in executive leadership roles with the Arena Football League, including commissioner, president and CEO, and a year as an executive consultant with the NFL.
- Broad legal experience includes litigation, sports labor relations, sports facility construction and commercial real estate.
- Three-time recipient of the *SportsBusiness Journal's* Forty Under 40 award in recognition of his achievements in sports business, and a member of the Forty Under 40 Hall of Fame.
- A native of Youngstown, Ohio, and a graduate of the University of Notre Dame and Stanford University Law School.

Ed Policy, an executive with significant sports and legal experience, is in his fourth year as the Green Bay Packers' chief operating officer and general counsel, a position he was promoted to on Jan. 17, 2018, after serving six years as the organization's vice president and general counsel.

Policy, who started with the Packers on Aug. 1, 2012, has an extensive background that includes work in professional football with the Arena Football League and the NFL, and broad legal experience with litigation, sports labor relations, sports facility construction and commercial real estate.

In addition to directing the organization's legal affairs, Policy represents the Packers at the NFL level on legal matters and leads the organization's communications, marketing and fan engagement, sales and business development, security, and development and hospitality departments.

Policy also leads the club's endeavors to develop Tittletown, a 45-acre mixed-use real estate development immediately west of Lambeau Field. Tittletown is maximizing its unique location to attract visitors, spur regional economic growth, offer amenities to residents and complement the greater Green Bay area's draw as an excellent location to live, work, play and visit on a year-round basis. A chief component of the development spearheaded by Policy is TittletownTech, a joint venture with Microsoft that consists of a venture capital fund, an innovation lab and a new-venture studio.

"Ed's been an outstanding leader for us and has shown tremendous growth in recent years," said Packers President and CEO Mark Murphy. "His work on Tittletown has been excellent, and will be invaluable to the organization and community for years to come. I'm confident that Ed will continue to excel in his role."

Policy's professional sports experience includes nine years (2001-09) with the Arena Football League, including a period (2008-09) in which he served as commissioner, president and CEO. He also served as deputy commissioner and president (2006-08), chief operating officer (2004-06) and executive vice president-strategic league development and legal affairs (2001-04). During his tenure with the league, he oversaw all business and operations of the AFL, including strategic development, legal affairs, sales, finance, marketing, broadcasting, digital media, football operations, labor relations, events and human resources.

Policy also served as an executive consultant with the NFL (2009-10), a position in which he advised and assisted NFL senior management in strategic and development matters and also worked with senior executives on special projects within various business areas.

Before joining the Packers, the 50-year-old Policy served as president of a fully funded startup company developing a sports media and entertainment property. He had served in that role since September 2010.

Earlier in his professional career, Policy practiced law at Thompson Hine LLP in Cleveland (1999-2001), where his work included litigation, sports labor relations, sports facility construction and commercial real estate, and also at Heller Ehrman in San Francisco (1994-99). He is a member of the state bars of California and Ohio, and a member of the Sports Lawyers Association. He is a three-time recipient of the *SportsBusiness Journal's* Forty Under 40 Award in recognition of his achievements in sports business, and a member of the Forty Under 40 Hall of Fame.

A Midwestern native, Policy was born and raised in Youngstown, Ohio. He earned a bachelor's degree with honors in accounting with an emphasis in finance from the University of Notre Dame in 1993 and a law degree from Stanford University in 1996. In the Green Bay community, he serves on the boards of directors of the Brown County United Way, the Greater Green Bay Community Foundation, the Greater Green Bay Convention and Visitors Bureau and the Green Bay YMCA, as well as on the community leadership council of Achieve Brown County.

He and his wife, Christy, have two sons, Carmen, 13, and Luke, 10.

COMMUNITY

ADMINISTRATION

VETERANS

DRAFT &
FREE AGENTS

2020
REVIEW

RECORDS &
HISTORY

LAMBEAU
FIELD

MISC.

NOTABLE GREEN BAY-AREA STREETS NAMED AFTER PACKERS

Brett Favre Pass Brett Favre
 Donald Driver Way Donald Driver
 Hinkle Street Clarke Hinkle
 Holmgren Way Mike Holmgren
 Hubbard Street Cal Hubbard
 Hutson Street Don Hutson
 Isbell Street Cecil Isbell
 Lambeau Street Curly Lambeau
 Lewellen Road Verne Lewellen
 Lombardi Avenue Vince Lombardi
 Mike McCarthy Way Mike McCarthy

Reggie White Way Reggie White
 Ron Wolf Way Ron Wolf
 Starr Court Bart Starr
 Tony Canadeo Run Tony Canadeo

NOTE — The Main Street Bridge, connecting Green Bay's east and west sides, was renamed the **Ray Nitschke** Memorial Bridge. Canadeo Street, named after **Tony Canadeo**, no longer exists after construction of new housing in the late 1980s.



BRIAN GUTEKUNST

General Manager

Entering his 23rd season overall with the Packers and fourth as the team's general manager, Brian Gutekunst was named to his position on Jan. 8, 2018. During his time with the club, he has helped lead the Packers to 15 playoff appearances, 11 division titles, six appearances in the NFC Championship Game and a Super Bowl title (XLV).

In his three seasons leading the Packers' personnel department, Gutekunst (GOO-tuh-kunst) has maintained an aggressive approach to building the roster, leading to immediate results the past two seasons. For the second consecutive season in 2020, Green Bay posted a 13-3 record and captured the NFC North crown while also earning the No. 1 seed in the NFC for the first time since 2011. It was just the second time in team history that the Packers won 13-plus games in back-to-back seasons (13-3 in 1996 and 1997). His roster additions helped lead the Packers' 13-win improvement over Green Bay's previous two seasons (13 wins in 2017-18), the biggest two-season win improvement in franchise history, eclipsing the previous mark in 1959-60 (15 victories after the Packers won four games in 1957-58).

Over his three seasons constructing the roster, Gutekunst has signed or drafted six players that earned *The Associated Press* All-Pro honors, were named to the Pro Bowl or were selected as Pro Bowl alternates. His first pick as Packers general manager, CB Jaire Alexander, earned a spot on the All-Rookie team in 2018 and in 2020 he was named to the Pro Bowl while also earning second-team All-Pro honors from AP. Drafted by Gutekunst in 2019, G Elgton Jenkins also garnered All-Rookie team honors and was named to the Pro Bowl in 2020.

Gutekunst's fourth draft in 2021 saw him make nine selections as he infused the roster with talent from major-college programs and addressed several needs. With the No. 29 pick in the first round, the Packers selected CB Eric Stokes, who appeared in 36 games with 25 starts during his three seasons at Georgia and posted 78 tackles (60 solo), a sack, four INTs, two INT returns for TDs, 26 passes defended and a forced fumble. He started at CB in all nine regular-season games as a junior in 2020, earning first-team All-Southeastern Conference honors from AP after ranking tied for No. 2 in the conference and tied for No. 8 in the nation with four INTs. Stokes was also tied for No. 2 in the country in 2020 with two INT returns for TDs and was named to the preseason watch lists for the Bednarik Award (collegiate defensive player of the year) and the Bronko Nagurski Trophy (nation's top defensive player). In the second round, Gutekunst turned to offense and selected C/G Josh Myers, who played in 30 games in three years and started 21 of his final 22 contests at Ohio State. He was named first-team All-Big Ten by the coaches in 2020 and was a Rimington Trophy finalist, an award given to the nation's best center. Never afraid to move around in the draft, Gutekunst packaged third- (No. 92 overall) and fourth-round (No. 135 overall) picks to move up seven spots (No. 85 overall) in the third round to select Clemson WR Amari Rodgers. Rodgers finished his career at Clemson ranked No. 6 in school history in receptions (181) and No. 12 in receiving yards (2,144) and was one of only five players at Clemson from 2000-20 to record touchdowns by rush, reception and punt return in his career. He earned first-team All-Atlantic Coast Conference honors as a senior in 2020 after recording career highs in receptions (77), receiving yards (1,020) and receiving TDs (seven).

For the third time in as many drafts, Gutekunst made a first-round trade in 2020, swapping pick No. 30 and a fourth-

AT A GLANCE ...



- Named the Packers' 10th general manager in team history on Jan. 8, 2018.
- Built a roster that has led Green Bay to consecutive 13-3 records the last two seasons with a pair of NFC North titles and the NFC's No. 1 seed in 2020. It marked just the second time in team history that the Packers won 13-plus games in back-to-back seasons (13-3 in 1996 and 1997).
- His roster additions helped lead the Packers' 13-win improvement over Green Bay's previous two seasons (13 wins in 2017-18), the biggest two-season win improvement in franchise history, eclipsing the previous mark in 1959-60 (15 victories after the Packers won four games in 1957-58).
- Signed one of the most impactful free-agent classes in team history in 2019 (S Adrian Amos, LB Preston Smith, LB Za'Darius Smith and G/T Billy Turner) as all four players started every game in 2019. Za'Darius Smith was named to the Pro Bowl in 2019 and 2020 and garnered second-team All-Pro honors from *The Associated Press* last season, while Preston Smith and Amos were named Pro Bowl alternates in 2019.
- Has signed or drafted six players that have earned AP All-Pro honors, were named to the Pro Bowl or were selected as Pro Bowl alternates.
- His first pick as Packers general manager, CB Jaire Alexander, earned a spot on the All-Rookie team in 2018 and in 2020 he was named to the Pro Bowl while also earning second-team AP All-Pro honors.
- His first two drafts (2018-19) as Green Bay's general manager featured three players (Alexander, G Elgton Jenkins and S Darnell Savage) named to the PFWA All-Rookie team, one of only six NFL clubs to place three-plus offensive/defensive players on the All-Rookie teams in 2018-19.
- Served as the Packers' director of player personnel for two seasons (2016-17), after working as Green Bay's director of college scouting for four seasons (2012-15).
- First joined the Packers in 1997 as a scouting intern before being hired full time in December 1998 as the East Coast scout; spent one year as a scouting assistant with the Kansas City Chiefs in 1998.
- Played two years of college football for the University of Wisconsin-La Crosse. He then became an assistant coach for the team during his final two years at the school (1995-96) after a shoulder injury cut short his playing career.

round selection (No. 136) for the Miami Dolphins' pick at No. 26, and used that selection on Utah State QB Jordan Love. Love finished his career at Utah State ranked No. 2 in school history in passing yards (8,600), completions (689) and attempts (1,125), tied for No. 2 in TD passes (60) and No. 3 in completion percentage (61.2) despite playing just three seasons. He also set school career records for total offense (9,003 yards), 300-yard passing games (12) and completions of 80-plus yards (four). In the second round, Gutekunst fortified the Packers' backfield with the selection of Boston College RB AJ Dillon. A three-time All-ACC first-team selection, Dillon finished as the school's all-time leader in rushing yards (4,238), rushing TDs (38) and all-purpose yards (4,618). As a rookie, Dillon appeared in 11 games and had 242 rushing yards and two TDs on 46 carries (5.3 avg.) and added two receptions for 21 yards (10.5 avg.). He also played in both postseason contests. In Week 16 against the Titans, Dillon saw his most significant action as a pro and posted a career-best 124 yards rushing and a career-high two TDs on 21 carries (5.9 avg.). He became the first rookie in franchise history to rush for 120-plus yards and two TDs in a game.

A quartet of other 2020 draft selections also made strong impressions in their rookie seasons. TE Josiah Deguara (third round, Cincinnati) started the season opener in Minnesota

to become just the second rookie Green Bay TE since the 1970 AFL-NFL merger to start in Week 1 (Richard Rodgers, 2014). LB Kamal Martin (fifth round, Minnesota) played in 10 games with six starts, recording 23 tackles (17 solo), a sack and three tackles for a loss. G Jon Runyan (sixth round, Michigan) was the only Green Bay rookie to appear in every game, seeing time on offense and special teams, and also appeared in both postseason contests. S Vernon Scott (seventh round, TCU) played in 15 games and registered seven tackles (all solo), a sack, two tackles for a loss and six special teams tackles.

In his second offseason managing the Packers' roster in 2019, Gutekunst secured one of the most successful free-agent classes in team history, signing four marquee players and immediate starters in LB Preston Smith, LB Za'Darius Smith, S Adrian Amos and G/T Billy Turner. The group has proved instrumental in the Packers' run to consecutive NFC North division titles and back-to-back appearances in the NFC Championship Game.

Preston Smith, originally a second-round pick of the Washington Football Team, came to Green Bay after four seasons (2015-18) with Washington. He was named a Pro Bowl alternate in 2019 after ranking No. 8 in the NFL with a career-best 12 sacks and finishing No. 2 on the team with 29 QB hits and 43 QB pressures. Za'Darius Smith, who was originally selected in the fourth round of the 2015 NFL Draft by the Baltimore Ravens, made his first career Pro Bowl in 2019 as an injury replacement and was again named to the Pro Bowl in 2020 while also earning second-team All-Pro honors from the AP. In 2019, he posted a career-best 78 tackles (44 solo), a career-high and team-leading 13½ sacks (No. 6 in the NFL and tied for No. 5 in a single season in team history), a team-best 51 QB hits and a team-high 65 QB pressures. His 26 sacks the past two seasons are the most by a Packer in his first two seasons with the team. Additionally, the Smiths became the first duo in NFL history to both register 12-plus sacks in their first season as teammates, the first tandem in team history (since 1982) to both register 12-plus sacks in the same season and only the second duo in Packers history (since 1982) to each have 10-plus sacks in a season (Reggie White with 13.0 and Bryce Paup with 11.0 in 1993).

Gutekunst entered the 2019 NFL Draft with 10 picks, including two first-round selections, and for the second consecutive draft maneuvered in the first round to get a player he wanted. At No. 12 overall, Gutekunst selected LB Rashan Gary out of the University of Michigan, who twice was honored as an All-Big Ten first-team selection (2017-18). Gutekunst then packaged the No. 30 pick with a pair of fourth-round selections in a trade with Seattle for the No. 21 overall pick that he used on University of Maryland S Darnell Savage. In his rookie campaign in 2019, Savage earned PFWA All-Rookie team honors after starting all 14 games he appeared in and recording 61 tackles (41 solo), a tackle for a loss, a team-high two forced fumbles, two interceptions (tied for No. 2 on the team), seven passes defended, a QB hit and two QB pressures. He was the only NFL rookie to register multiple INTs and multiple forced fumbles in 2019 (according to Sportradar). Over the past two seasons, Savage has posted six INTs, tied for No. 6 among NFL safeties over that span, and according to stathead.com, the most by a Packers safety in their first two seasons since Tom Flynn (10) in 1984-85. In the second round, Gutekunst selected Jenkins out of Mississippi State, who played in all 16 games and started the final 14 contests of the season at left guard as a rookie in 2019. He was named to the PFWA All-Rookie team, only the second Packers guard to be selected since 1974 (Daryn Colledge, 2006). Jenkins put together an even more impressive second campaign in 2020 as he started all 16 games, opening 12 at LG, three at C and one at RT en route to his first Pro Bowl selection. He became just the third offensive lineman in franchise history to make the Pro Bowl within his first two seasons in the NFL (Derel Teteak,

1952 as a rookie; Charley Brock, 1940 in his second season). Jenkins saw action at four different spots on the line in 2020 (LT, LG, C, RT) and became the first Green Bay offensive lineman to start a game at guard, center and tackle in the same season since the 1970 AFL-NFL merger. He helped the Packers rank tied for No. 2 in the NFL in sacks allowed (21), the fourth fewest by Green Bay in a 16-game season.

Armed with a league-high 12 selections entering the 2018 NFL Draft, Gutekunst was active. The first round saw him trade the Packers' selection (No. 14) to New Orleans for the Saints' first-round pick (No. 27) and a fifth (No. 147) in 2018, and a first in 2019. Moments later, Gutekunst traded the No. 27 pick, a third (No. 76) and a sixth (No. 186) to Seattle for their first (No. 18) and a seventh (No. 248). With the 18th choice in the first round, Green Bay selected Alexander. In a matter of minutes, Gutekunst added one of the top cover corners to bolster the Packers' defense, while also keeping an eye on the future with the acquisition of an additional first-round pick. When the draft concluded, Gutekunst had added 11 players to the Packers' roster in his inaugural draft class.

His initial draft class provided the team with immediate returns as it accounted for 50 starts in 2018, the most by the Packers since 2006 (66 starts). Green Bay was one of only five teams in the league to have three rookies start 10-plus games (Alexander with 11; CB Josh Jackson and WR Marquez Valdes-Scantling with 10) in 2018 (Oakland had four, Cleveland, Indianapolis and the N.Y. Giants had three). Additionally, Alexander was named to the PFWA All-Rookie team, becoming just the second Packers CB to be honored since 1974 (Casey Hayward, 2012). In 2019, Alexander was named a Pro Bowl alternate after starting all 16 games and leading the team with a career-high 23 passes defended.

"We could not be more excited to elevate Brian to the position of general manager," said team President and Chief Executive Officer Mark Murphy at the time of Gutekunst's promotion. "He has earned this opportunity throughout his 19 years with the Packers, proving to not only be a skilled talent evaluator, but a trusted and collaborative leader. His time under the direction of former Packers general managers Ron Wolf and Ted Thompson will undoubtedly serve him well as we work toward our next Super Bowl championship. I am confident that he is the man that will help get us there."

Prior to his promotion, Gutekunst served as Green Bay's director of player personnel (2016-17) and director of college scouting (2012-15) after spending his first 13 seasons with the club as a college scout. He served as an East Coast regional scout for his first two years (1999-2000) before switching to the Southeast region (2001-11).

Possessor of prior professional scouting and college coaching experience upon joining Green Bay on a full-time basis late in 1998, Gutekunst gained his first NFL experience in the summer of 1995 when he assisted the coaching staff of the New Orleans Saints with the offensive line during training camp. Gutekunst's initial exposure to the Packers came in the summer of 1997 when he worked as an intern in the team's scouting department.

His first full-time appointment in professional scouting was in 1998 as a scouting assistant for the Kansas City Chiefs. After one year with the Chiefs, Gutekunst returned to the Packers when he was named a college scout for the East Coast by Wolf on Dec. 30, 1998.

Gutekunst earlier had played two years of college football for the University of Wisconsin-La Crosse. He then became an assistant coach for the team during his final two years at the school (1995-96) after a shoulder injury cut short his playing career. Serving as a linebackers coach during his 1995 season, he helped the school to the Division III national championship as the Eagles finished with an unblemished record of 14-0. Gutekunst has a degree in sports management.

He and his wife, Jen, reside in Hobart with their daughters, Marley, 16, Joie, 15, and Kacey, 10, and son, Michael, 12.



RUSS BALL

Executive Vice President/
Director of Football Operations

Russ Ball, entering his 33rd season in the NFL, begins his 14th season in Green Bay and fourth as the organization's executive vice president/director of football operations after serving 10 seasons as vice president of football administration/player finance. During his time with the Packers, Ball has helped lead the team to 10 playoff appearances, seven NFC North crowns and a Super Bowl title (XLV).

Named to his current position on Jan. 8, 2018, Ball brings a vast array of experience to the Packers' front office and is highly involved in all team decisions both on and off the playing field. He is responsible for negotiating player contracts and managing the salary cap, in addition to the daily supervision of football-administration departments including equipment, video, logistics and team travel, corporate travel, player engagement, family programs and fields.

"Since joining the Packers in 2008, Russ has proven to be invaluable," said Mark Murphy, Packers President and Chief Executive Officer. "His salary-cap management and negotiating abilities are well known, but he has also provided tremendous leadership throughout football operations and served as a valuable liaison between the football and business sides of the organization. His diverse skills will remain important to our success moving forward."

Before coming to Green Bay, Ball spent six seasons (2002-07) with the New Orleans Saints, the final two as vice president of football administration and the first four as senior football administrator. His responsibilities with the Saints included monitoring the salary cap, contract negotiations and roster management, as well as maintaining the team's compliance with NFL and Management Council regulations. Ball also coordinated different areas of the football operations, and was involved in several other administrative functions with the club.

During his time in New Orleans, Ball also served in a similar capacity with the New Orleans VooDoo of the Arena Football League from 2004-07. He was selected by the Saints to attend the 2005 NFL Managers Program at Stanford University's Executive Education Graduate School of Business.

AT A GLANCE ...



- Joined the Packers organization as vice president of football administration/player finance on Feb. 14, 2008, and was promoted to executive vice president/director of football operations on Jan. 8, 2018.
- Entering his 33rd season in the NFL, having previously worked for the New Orleans Saints, Washington Football Team, Minnesota Vikings and Kansas City Chiefs.
- Responsible for negotiating player contracts and managing the salary cap, as well as the daily supervision of football-administration departments including equipment, video, logistics and team travel, corporate travel, player engagement, family programs and fields.
- Began his NFL career with the Chiefs in 1989 as assistant strength and conditioning coach.

Ball, 62, spent the 2001 season as director of football administration for the Washington Football Team, where his duties included managing the salary cap as well as team operations, as he oversaw the video, athletic training, equipment, strength and conditioning, and player development departments.

Ball served as senior football administrator for the Minnesota Vikings from 1999-2000, where he assisted with salary-cap management and player contracts. He began working in the NFL with the Kansas City Chiefs and spent 10 seasons (1989-98) there, the final two in football operations as administrative assistant to then-head coach Marty Schottenheimer. Ball began his career with the Chiefs as an assistant strength and conditioning coach.

A 1981 graduate of the University of Central Missouri, Ball was a four-year letterman at center for the Mules. He served as head strength and conditioning coach at the University of Missouri from 1982-89 and earned his master's degree in human performance from Missouri in 1990.

Ball was born in Moberly, Mo. He and his wife, Diana, reside in Green Bay. Away from football, Ball enjoys spending time with the couple's two children, Andrea and Joe, and daughter-in-law, Ellie.

NICKNAME ORIGIN

The nickname "Packers" appeared in print for the first time in the Aug. 13, 1919, edition of the *Green Bay Press-Gazette*. It was the first story written about Green Bay's newly formed football team, which held its organizational meeting two days earlier in the paper's editorial department.

The Indian Packing Co. was the team's sponsor, hence the *Press-Gazette's* Aug. 13 story referred to the team as both the "Packers" and the "Indians." On Aug. 15, the *Press-Gazette* used only the nickname "Packers," and that's who they've been ever since.

It's uncertain who coined the nickname, but it almost certainly was one of two *Press-Gazette* staff members: Val Schneider, who was writing the paper's sports column at the time, or George Whitney Calhoun, city editor at the time and the football team's co-founder along with Curly Lambeau.

With Indian Packing as a sponsor in 1919 and 1920, and Acme Packing as the sponsor in 1921, the nickname was a natural. But the Packers were expelled from what is now the NFL in January 1922 for using three Notre Dame players in a non-league game against Racine.

Green Bay was readmitted to the league six months later, but disavowed any connection to Acme Packing and stopped calling themselves the Packers. The *Press-Gazette* used Bays and Blues as alternatives, but fans and out-of-town writers resisted the change and the name Packers endured.

LONGEST-STANDING TEAM MONIKERS, MAJOR LEAGUE SPORTS, NORTH AMERICA

Team, Sport	First year under current name	Team, Sport	First year under current name
Cincinnati Reds, baseball	1878	New York Yankees, baseball	1913
Pittsburgh Pirates, baseball	1891	Cleveland Indians, baseball	1915
St. Louis Cardinals, baseball	1900	Montreal Canadiens, hockey	1917
Detroit Tigers, baseball	1901	Green Bay Packers, football	1919
Chicago Cubs, baseball	1902	Chicago Bears, football	1922
Chicago White Sox, baseball	1904	New York Giants, football	1925
Boston Red Sox, baseball	1907		



PAUL BANIEL

Vice President of Finance and Administration

Paul Baniel is in his 13th year heading up the Green Bay Packers' financial operations and is in his 10th year serving as vice president of administration for the organization.

In addition to leading the daily operation of the club's finance, facility and information technology departments, Baniel (BAN-yel) represents the Packers at the NFL level on economic issues and leads strategic initiatives of the organization. He was integrally involved in Lambeau Field's \$312 million expansion and renovation project in 2013, drawing on his experience with major projects with the Milwaukee Brewers and Potawatomi Hotel and Casino while in leadership roles in those organizations. Additional projects since 2013 include the team's \$55 million project to renovate the stadium suites and club seats and ongoing updates to Lambeau Field's concourses and other guest amenities. He also is contributing to the work in Tittletown, the organization's mixed-use real estate development on nearly 45 acres of land immediately west of Lambeau Field that is maximizing its unique location to attract visitors, spur regional economic growth, offer amenities to residents and complement the greater Green Bay area's draw as an excellent location to live, work, play and visit.

Baniel, a Certified Public Accountant and Chartered Global Management Accountant, also oversees the audit process and works closely with the organization's treasurer, the Board of Directors' audit and investment committees, as well as the stadium district.

"Paul is a key leader in our organization," said Packers President and CEO Mark Murphy. "His experience in professional sports has been an important asset to the organization, especially during our recent significant work on Lambeau Field. We appreciate his strong leadership within the organization and the impact he has on our development efforts around Lambeau Field, including Tittletown."

Baniel, who joined the Packers on July 30, 2009, moved to Green Bay from Milwaukee, where he had spent more than six years (2003-09) as the chief financial officer of Potawatomi Hotel and Casino. At Potawatomi, he helped lead the planning and construction of a \$240 million expansion of the facility, which opened in 2008.



AT A GLANCE ...

- Last name is pronounced BAN-yel.
- Joined the Packers as vice president of finance in August 2009; named vice president of finance and administration in July 2012.
- Beginning his 35th year in the sports and entertainment industry, including 16 years with the Milwaukee Brewers and six years with Potawatomi Hotel and Casino.
- A CPA and CGMA, received his accounting degree with honors from the University of Wisconsin-Milwaukee.

Prior to that, Baniel worked 16 years for the Milwaukee Brewers from 1986 through 2002. He served as the team's vice president of finance as well as treasurer and secretary for the final seven years of his tenure (1995-2002), coordinating the financing for the construction of what was then called Miller Park.

Baniel, 59, also worked for three years (1983-86) at the Milwaukee office of PricewaterhouseCoopers, a worldwide public accounting firm, before joining the Brewers.

A Milwaukee native, Baniel graduated from Hamilton High School in nearby Sussex and earned his accounting degree with honors from the University of Wisconsin-Milwaukee in 1983. He earned his CPA certification that same year and is a member of several financial and accounting organizations, including the American Institute of Certified Public Accountants, the Wisconsin Institute of Certified Public Accountants, Financial Executives International, and the Institute of Management Accountants. In the community, he serves on the board of directors for the Greater Green Bay Community Foundation and previously served on the boards of directors of The New North and Special Olympics Wisconsin.

Baniel and his wife, Nancy, reside in Green Bay and have four grown children: Nick, Claire, Mary and Abby.

In his spare time, Baniel enjoys travel, golf, bicycling and hiking.

HISTORY OF THE "G"

Before his third season as head coach and general manager of the Packers, Vince Lombardi elected to decorate the team's helmets with a logo that has become one of the most iconic in American sports. Lombardi decided to place a green and white "G" directly above the earholes of the team's mostly gold helmets.

Typical of the times and particularly Lombardi, no big deal was made of the unveiling, either beforehand or after. The "G" was introduced at an intrasquad game played Aug. 5, 1961, at old City Stadium. The game was played there because the field at the Packers' new stadium - now Lambeau Field - had been recently reseeded and wasn't ready for use.

It was understood at the time that the "G" stood for Green Bay and that hasn't changed. Lombardi settled on the "G" before he won his first NFL championship.

As can best be determined, the development and design of the "G" was carried out by a select few in addition to Lombardi: Gerald "Dad" Braisher, the Packers' equipment manager; John Gordon, a part-time assistant to Braisher and an art student at St. Norbert College; and workers at Romo Display Advertising Inc. of Green Bay.

It's uncertain who conceived the logo, but Lombardi and Braisher would have been the likely candidates. Gordon sketched it before Romo took his drawing and turned it into an artistic rendering. But, clearly, it never would have come to be without Lombardi's approval.

The original Packers "G" was shaped like a football, flattening gradually from its height toward the ends. The "G" has been slightly modified in the years since. Today, it is shaped more like an oval, measuring 3.125 inches at its tallest point and five inches at its widest point.





CRAIG BENZEL

Vice President of Sales and Business Development

Craig Benzel, a 23-year member of the Packers' sales and marketing team, is in his eighth year as the Packers' vice president of sales and business development.

Benzel, who was promoted to the position on May 12, 2014, oversees sales and business development, premium seating, ticketing, the Hall of Fame, stadium services and shareholder services.

In each of the six years from 2014-19, Benzel and his team helped the organization achieve record local revenues. He also oversaw the launch of a Milwaukee sales office, major renovations to the Lambeau Field suites, club and concourse areas and the addition of the Johnsonville Tailgate Village. Additionally, Benzel and his team restructured the Packers' media sales, service and operations, bringing those areas in-house to provide more exclusive Packers content to fans and better serve team partners.

Prior to his current role, Benzel had served the previous 12 years as director of marketing and corporate sales, a position in which he expanded the team's partnerships and added innovative new inventory in premium seating, among other accomplishments.

"Craig is a valuable member of our senior staff," Packers President and CEO Mark Murphy said. "His experience with the organization has served him well in his expanded role, particularly with our business partners, who are key to the success of the organization. Craig has shown great growth in his position as a vice president and will play an increasing role in the leadership of the organization."



AT A GLANCE ...

- Joined the Packers in 1998; named vice president of sales and business development on May 12, 2014.
- In his 31st year in the sports industry, including 23 years with the Packers, six years with the Milwaukee Wave and two years with the University of Wisconsin-La Crosse.
- Longtime Wisconsin resident, earned his bachelor's degree from Ripon College and his MBA from UW-La Crosse.

Prior to joining the Packers in 1998, the 57-year-old Benzel served as vice president of marketing for the Milwaukee Wave for six years (1993-98), managing all aspects of revenue generation, including corporate sponsorships, tickets, promotions, and television and radio programming. Before his tenure with the Wave, Benzel worked in sports marketing for the University of Wisconsin-La Crosse (1991-93).

A longtime Wisconsin resident, Benzel was born in Hot Springs, S.D., before moving to the state. He earned his bachelor's degree in economics and business management from Ripon College and his MBA from the University of Wisconsin-La Crosse. In the community, he serves as the chairman of the board for Packers Heritage, Inc. and was a charter board member in the creation of the Anxiety Disorders Foundation, now part of the Rogers Memorial Hospital Foundation. Benzel's family includes his wife, Jodi, and children Kaylee, 24, and Max, 20; they reside in Pulaski, Wis.

MULTIPLE 100-YARD RUSHERS IN SAME GAME

In the 2008 regular-season finale, two Packers topped 100 yards rushing, a feat which has been accomplished only twice by the team in the past 35 seasons. Ryan Grant (106) and DeShawn Wynn (106 yards) became the fifth pair in Packers history to accomplish the feat.

Multiple Packers players with 100 yards rushing in the same game:

Date	Opp	Players	Att	Yds
12/16/73	at ChiB	John Brockington MacArthur Lane	22 19	142 101
11/23/80	at Min.	Eddie Lee Ivery Gerry Ellis	24 15	145 101
12/01/85	TB	Eddie Lee Ivery Gerry Ellis	13 9	109 101
10/29/06	Ari.	Ahman Green Vernand Morency	21 11	106 101
12/28/08	Det.	Ryan Grant DeShawn Wynn	19 7	106 106

PACKERS HAVE DEMONSTRABLE ECONOMIC IMPACT ON THE COMMUNITY

The Packers are the only franchise in professional sports to be owned and sustained by their fans; the steadfast, unwavering support of the community has been fundamental to the Packers' success over the last century. In the same vein, it's clear the Packers have a quantifiable and tangible economic impact on the Greater Green Bay community, from tourism and taxes to job creation and wage generation.

A 2009 economic impact study commissioned by the Green Bay/Brown County Professional Football Stadium District demonstrated the effects of the Packers on the local economy. The study found that the total economic impact of the Packers and the renovated Lambeau Field on the community was an estimated \$281.5 million in 2009, which included the Packers' 10 home preseason and regular-season games that year (\$12.3 million each of those weekends). The South End, which opened in 2013, included the addition of approximately 7,000 new seats and now generates a spending impact of approximately \$11 million each year. Including the expansion, today's estimated annual economic impact is in excess of \$300 million.

Additionally, the Titledown development adjacent to Lambeau Field has helped generate further entertainment and tourism spending, as well as job creation, an economic impact that is expected to grow in future years as the development continues to expand.



GABRIELLE DOW

Vice President of Marketing and Fan Engagement

Gabrielle Dow, possessor of 27 years of diverse experience across professional sports, entertainment and venues, is in her eighth year as the Packers' vice president of marketing and fan engagement.

Dow, who was named to the position on May 12, 2014, oversees the Packers' retail operations, digital and broadcast, marketing, brand engagement, business research and analytics, and game presentation.

In her seven years with the Packers, Dow and her team have enhanced the gameday experience with a variety of new elements in Lambeau Field, including the use of pyrotechnics and a revamped music selection, along with "Get Loud Lambeau," a fan-engagement campaign that encourages game attendees to support and energize the players and coaches. Dow also introduced a new fan-spirit initiative, "Green and Gold Friday," enhancing the fan tradition of wearing Packers colors and gear to work, school and in the community each Friday to ramp up support and enthusiasm for the team. Additionally, Dow and her team led the Packers' "100 Seasons" celebration of the team's rich history, which included the club's 100th season in 2018 and was capped by the franchise's 100th birthday on Aug. 11, 2019.

"Gabrielle has been a great addition to the Packers," Packers President and CEO Mark Murphy said. "Her experience and new initiatives have been excellent for the organization and our fans. She's had an immediate impact in revenue areas, including the Packers Pro Shop. We look forward to her continued work in enhancing the connection with our fans and in their experience following and supporting the team."

Dow joined the Packers from the Baltimore Ravens, where she had served as vice president of marketing for eight years, a position in which she oversaw the team's marketing, promotions, sponsor activations, brand management, game entertainment and fan-affinity efforts. With the Ravens, Dow created successful fan initiatives such as "Purple," a first-ever female fan club that has grown to 25,000 members, and launched the Ravens' own "Purple Friday" campaign, creating an engaging Baltimore tradition that kids and fans of all ages participate in every Friday during the football season.

AT A GLANCE ...

- Joined the Packers organization as vice president of marketing and fan engagement on May 12, 2014.
- Has 27 years of experience in professional sports, entertainment and venues, including eight years with the Baltimore Ravens as vice president of marketing.
- Other pro sports experience includes the NHL's Florida Panthers and AEG, marketing the NBA's Los Angeles Lakers, as well as the Staples Center, Kodak Theatre and The Forum.

Dow's other professional sports experience includes two years (2003-05) with the NHL's Florida Panthers, where she directed the marketing of hockey, concerts and family entertainment, and four years (1999-2002) with AEG, marketing the NBA's Los Angeles Lakers, as well as the Staples Center, Kodak Theatre and The Forum.

The 49-year-old Dow was honored as one of Maryland's Top 100 Women by the *Maryland Daily Record* in recognition of her professional accomplishments, community leadership and commitment to mentoring. Additionally, in March 2014 she received an Executive Management Award from SmartCEO, an award that honors executives who have gone above and beyond to support and lead their organizations.

Dow also teaches a sports marketing and innovation MBA course to graduate students at St. Norbert College in nearby De Pere, Wis. In the community, she serves on the board of directors for Special Olympics Wisconsin.

Born in San Francisco, Dow earned her bachelor's, MBA and law degrees from the University of Oregon. She and her husband, Jeff, a Port Washington, Wis., native, have maintained strong ties to Wisconsin, as Jeff's parents live in Port Washington and his extended family runs a dairy farm in Lomira, Wis. The couple has a daughter, Danielle, 16, and a son, Jackson, 12.



FRONT OFFICE

COMMUNITY

ADMINISTRATION

VETERANS

DRAFT & FREE AGENTS

2020 REVIEW

RECORDS & HISTORY

LAMBEAU FIELD

MISC.

THE GREEN BAY PACKERS BRAND

Created in 2007, the Turnkey Team Brand Index serves as the first-ever brand report card of all professional sports teams throughout the four major sports.

It aims to better understand team brands, including their strengths and weaknesses as well as the attributes most closely associated with the team. Results are based upon fan polls in a team's home market.

After finishing 10th in 2007, the Green Bay Packers took the top overall spot in the 2008 standings, finishing ahead of the Boston Red Sox (second) and Pittsburgh Steelers (third). The Packers finished second in the out-of-market rankings behind the New York Yankees, indicating the strength of the Packers brand across the country.





NICOLE LEDVINA

Vice President of Human Resources

Nicole Ledvina is in her eighth year as vice president of human resources with the Green Bay Packers.

Promoted to her position on Jan. 21, 2014, Ledvina has been with the organization since 2003, most recently serving as the director of human resources.

"Nicole has been a great asset to the Packers during her time with the organization," Packers President and CEO Mark Murphy said. "She's been a valuable member of our leadership team and senior staff, and has shown tremendous growth during her time here. She's highly respected throughout the entire organization and contributes greatly to our success."

In addition to overseeing all human-resource matters for the organization, the 46-year-old Ledvina leads strategic planning and staff-development efforts. Professionally, she is a member of the Society for Human Resources Management (SHRM), through which she has a certification as a Professional in Human Resources (PHR). Additionally, she serves as vice chair of Packers Heritage, Inc.



AT A GLANCE ...

- Joined the Packers organization in 2003; named vice president of human resources on Jan. 21, 2014.
- A native of Two Rivers (Wis.) and a graduate of the University of Wisconsin Oshkosh.

Prior to joining the Packers, the Two Rivers, Wis., native held positions in human resources with Hoida Lumber in De Pere, Wis., and the city of Green Bay/Brown County joint HR department. She graduated from the University of Wisconsin Oshkosh in 1998 with a degree in human resources.

Her family includes her husband, Ed; son, Brady, 12; and daughter, Karly, 9. The family resides in Mishicot, Wis.

MOST PRO BOWLS WITH THE PACKERS, BY POSITION

Quarterbacks

9	Brett Favre	1992-93, 1995-97, 2001-03, 2007
	Aaron Rodgers	2009, 2011-12, 2014-16, 2018-20
4	Bart Starr	1960-62, 1966

Running Backs

5	FB Jim Taylor	1960-64
4	RB Ahman Green	2001-04
3	RB John Brockington	1971-73
	B Cecil Isbell	1938, 1941-42
	FB John Kuhn	2011, 2014-15
2	B Larry Craig	1941-42
	B Billy Grimes	1950-51
	B Clarke Hinkle	1938, 1940
	HB Paul Hornung	1959-60

Wide Receivers

7	James Lofton	1978, 1980-85
5	Sterling Sharpe	1989-90, 1992-94
4	Davante Adams	2017-20
	Donald Driver	2002, 2006-07, 2010
	E Billy Howton	1952, 1955-57
3	E Don Hutson	1940-42

(Note: Hutson & Howton were selected as ends)

Tight Ends

3	Mark Chmura	1995, 1997-98
	Paul Coffman	1982-84
	Bubba Franks	2001-03
1	Keith Jackson	1996
	Ron Kramer	1962

Offensive Line

9	T Forrest Gregg	1959-64, 1966-68
7	C Jim Ringo	1957-63
5	G Gale Gillingham	1969-71, 1973-74

Defensive Line

6	DE Reggie White	1993-98
5	DE Willie Davis	1963-67
4	DT Henry Jordan	1960-61, 1963, 1966



Willie Wood (above) went undrafted in 1960 after playing quarterback and defensive back at Southern Cal during the one-plateau era of college football, but he was chosen for eight Pro Bowls.

Note: The list does not include Packers who played in the game following the 1939 season. As the 1939 NFL champion, the Packers played the Pro All-Stars and their entire roster competed.

Linebackers

6	Clay Matthews	2009-12, 2014-15
4	Bill Forester	1959-62
3	Fred Carr	1970, 1972, 1975
	Dave Robinson	1966-67, 1969
	Roger Zatkoff	1954-56

Defensive Backs

8	S Willie Wood	1962, 1964-70
5	CB Herb Adderley	1963-67
4	S LeRoy Butler	1993, 1996-98
	DB Bobby Dillon	1955-58
	CB Charles Woodson	2008-11
3	CB Willie Buchanan	1973-74, 1978
	S Nick Collins	2008-10

Special Teams

2	K Chester Marcol	1972, 1974
1	K Don Chandler	1967
	ST Travis Jervey	1997
	KR Steve Odom	1975
	KR Roell Preston	1998

MOST PRO BOWLS, WITH GREEN BAY

9	QB Brett Favre	1992-93, 1995-97, 2001-03, 2007
	T Forrest Gregg	1959-64, 1966-68
	QB Aaron Rodgers	2009, 2011-12, 2014-16, 2018-20
8	S Willie Wood	1962, 1964-70
7	WR James Lofton	1978, 1980-85
	C Jim Ringo	1957-63
6	LB Clay Matthews	2009-12, 2014-15
	DE Reggie White	1993-98
5	CB Herb Adderley	1963-67
	DE Willie Davis	1963-67
	G Gale Gillingham	1969-71, 1973-74
	WR Sterling Sharpe	1989-90, 1992-94
	FB Jim Taylor	1960-64
4	WR Davante Adams	2017-20
	S LeRoy Butler	1993, 1996-98
	LB Fred Carr	1970, 1972, 1974-75
	DB Bobby Dillon	1955-58
	WR Donald Driver	2002, 2006-07, 2010
	LB Bill Forester	1959-62
	RB Ahman Green	2001-04
	E Billy Howton	1952, 1955-57
	DT Henry Jordan	1960-61, 1963, 1966
	QB Bart Starr	1960-62, 1966
	CB Charles Woodson	2008-11



JASON WAHLERS

Vice President of Communications

Jason Wahlers, now in his 11th season with the Packers, is entering his fourth year as vice president of communications, a position to which he was promoted on Jan. 23, 2018.

"I'm really excited for Jason. He has done a great job for us during his seven years here, and is very deserving of this promotion," said Packers President and CEO Mark Murphy at the time of Wahlers' promotion. "He is highly respected throughout the organization and will be a great addition to our Senior Staff."

Wahlers oversees communications while also leading the community outreach and public affairs departments.

"Jason brings a wealth of public-relations expertise to this new position. He has also developed a comprehensive skill set to ensure that our entire organization is effectively communicating with our fans, our customers and our community," said Packers chief operating officer and general counsel Ed Policy. "His talent and perspective have been invaluable, and I am excited to have him taking a broader role in the organization."

Wahlers, 43, joined the Packers in July 2011 as the director of public relations. Over his tenure, he has been in charge of the communication for the head coach and general manager as well as directing a staff that serves as the media contact for assistant coaches and the entire roster. Wahlers' role also sees him serve as a principal contact for the National Football League and broadcast networks.

Prior to joining the Packers, he worked as the Tampa Bay Buccaneers' public relations manager for six years (2005-10), serving as the main media-relations contact for players and assistant coaches in addition to working closely with team

AT A GLANCE ...



- Joined the Packers as director of public relations on July 30, 2011; promoted to vice president of communications on Jan. 23, 2018.
- Professional communications experience includes nine years with the Tampa Bay Buccaneers. His NFL experience also includes work with the Amsterdam Admirals (NFL Europe, spring of 2002) and the Denver Broncos (2001).
- Earned his bachelor's degree from Iowa State University and a master's degree from Ohio University.

management. He also served as the Buccaneers' public relations coordinator for two years (2003-04) after starting with the team as an intern during the club's Super Bowl XXXVII championship season in 2002. His other NFL experience includes work with the Amsterdam Admirals (NFL Europe, spring of 2002) and the Denver Broncos (2001).

In Wisconsin, his professional experience includes time with the Wisconsin Timber Rattlers Baseball Club (1999-2000), where he served as group sales manager after roles in promotions, marketing, public relations and ticketing. He earned a bachelor's degree from Iowa State University (1999) and a master's degree in sports administration from Ohio University (2001). He and his wife, Jennifer, have two daughters, Harper, 10, and Isla, 8.

SPORTS ILLUSTRATED'S TOP 20 VENUES OF THE 20TH CENTURY (JUNE 7, 1999)

- 1) Yankee Stadium, Bronx, N.Y.
- 2) Augusta National, Augusta, Ga.
- 3) Michie Stadium, West Point, N.Y.
- 4) Cameron Indoor Stadium, Duke University, Durham, N.C.
- 5) Bislett Stadium, Oslo, Norway
- 6) Wrigley Field, Chicago
- 7) Roland Garros, Paris
- 8) **Lambeau Field, Green Bay**

In Green Bay, where the local time is always 1963, the citizens worship their Packers with religious fervor, and Lambeau Field is their ageless cathedral. The benches are aluminum, the grass (when not iced over) is resplendent, and the fans are rabid but realistic without being rude. No wonder Packers players leap into the stands after scoring touchdowns. On a truly cold day you can feel the spirit of Vince Lombardi – even if you can't feel your toes.

- 9) Fenway Park, Boston
- 10) Saratoga Race Course, Saratoga Springs, N.Y.



- 11) Pebble Beach, California
- 12) Wembley Stadium, London
- 13) The Pit, University of New Mexico, Albuquerque
- 14) Boston Marathon Course
- 15) Camden Yards, Baltimore
- 16) Lamade Stadium, Williamsport, Pa.
- 17) Daytona International Speedway, Daytona, Fla.
- 18) Notre Dame Stadium, South Bend, Ind.
- 19) St. Andrews, Scotland
- 20) Rose Bowl, Pasadena, Calif.

FRONT OFFICE

COMMUNITY

ADMINISTRATION

VETERANS

DRAFT & FREE AGENTS

2020 REVIEW

RECORDS & HISTORY

LAMBEAU FIELD

MISC.



MILT HENDRICKSON

Director – Football Operations

Milt Hendrickson enters his 17th NFL season and third with the Packers in 2021. He joined Green Bay on Jan. 24, 2019, as director – football operations after spending the previous 14 seasons (2005-18) in the personnel department of the Baltimore Ravens.

With the Ravens, Hendrickson was a player personnel assistant in 2005, worked primarily with the pro personnel staff in 2006-07, was promoted to Midwest area scout after the 2008 NFL Draft, was named mid-regional scout following the 2013 NFL Draft and was promoted to national scout after the 2016 NFL Draft. During his time in Baltimore, the Ravens won a Super Bowl and four division titles, appeared in the playoffs eight times and won 138 games (including postseason), the sixth most in the NFL over that span.

Prior to joining the Ravens, Hendrickson was a coach in high school and college. After serving as the team captain for both the football and baseball teams at Luther College, he went on to earn his master's degree in exercise and sports science-sports administration from the University of Wisconsin-La Crosse. In 1996, he was the assistant offensive line coach at UW-La Crosse. From 1997-99, Hendrickson was the head varsity football coach at De Soto (Wis.) High School, where his teams were Division 6 state semi-finalists in both 1998 and 1999. In the spring of 2000, he served as De Soto's head baseball coach, leading the team to a 27-0 record and the Division 3 state title. During his various coaching roles at the high school, Hendrickson also taught

AT A GLANCE ...



- Joined the Packers as director – football operations on Jan. 24, 2019.
- Spent 14 seasons (2005-18) in the Baltimore Ravens' personnel department, serving in various pro and college scouting roles.
- Team captain for both the football and baseball teams at Luther College.
- Possesses a coaching background at both the collegiate (University of Wisconsin-La Crosse, 1996; Luther College, 2000-04) and high school (De Soto, Wis., 1997-99) levels.
- Interned in the Packers' personnel department during training camp in 2004.

language arts and social studies at De Soto Middle School. He then went back to Luther to coach the offensive line/running backs from 2000-01 and then served as the associate head coach/special teams coordinator/offensive line coach from 2002-04.

Hendrickson's introduction to the NFL came as an intern in the Packers' personnel department during training camp in 2004.

A Wisconsin native, he was the valedictorian as a senior in 1992 at Pecatonica (Blanchardville, Wis.) High School and that same year played in the WFCA Shrine Bowl all-star game as a defensive lineman. He was inducted into the school's athletic hall of fame in 2016. Hendrickson and his wife, Amy, are the proud parents of a son, Hutson, 16, and two daughters, Avalyn, 12, and Jaycie, 9.

OVERTIME PROCEDURES

MODIFIED SUDDEN-DEATH OVERTIME

For the 2010 postseason, the NFL installed a modified sudden-death system to determine the winner when the score is tied at the end of regulation. In 2012, the system was expanded to cover all NFL games, including regular-season and preseason games.

Modified sudden death guarantees each team a possession or the opportunity to possess, unless the team that receives the opening kickoff scores a touchdown on its initial possession.

Possession: Actual possession of the ball with complete control. The defense gains possession when it catches, intercepts or recovers a loose ball.

Opportunity to possess: The opportunity to possess occurs only during kicking plays. A kickoff is an opportunity to possess for the receiving team. If the kicking team legally recovers the kick, the receiving team is considered to have had its opportunity. A punt or a field goal that crosses the line of scrimmage and is muffed by the receiving team is considered to be an opportunity to possess for the receivers. Normal touching rules by the kicking team apply.

REGULAR SEASON

- At the end of regulation time, the Referee will immediately toss a coin at the center of the field in accordance with rules pertaining to the usual pregame toss. The captain of the visiting team will call the toss prior to the coin being flipped.
- Following a three-minute intermission after the end of the regulation game, there shall be a maximum of one 10-minute period. Each team must possess or have the opportunity to possess the ball unless the team that has the ball first scores a

touchdown on its initial possession. Play continues in sudden death until a winner is determined, and the game automatically ends upon any score (by safety, field goal or touchdown) or when a score is awarded by the Referee for a palpably unfair act. Each team shall be entitled to two timeouts, and if there is an excess timeout, the usual rules shall apply. A try is not attempted if a touchdown is scored. Disqualified players are not allowed to return.

- If the score is tied at the end of the 10-minute overtime period, the game shall result in a tie.
- **Instant Replay:** No challenges. Reviews to be initiated by the replay assistant.

POSTSEASON

- At the end of regulation time, the Referee will immediately toss a coin at the center of the field in accordance with rules pertaining to the usual pregame toss. The captain of the visiting team will call the toss prior to the coin being flipped.
- Following a three-minute intermission after the end of the regulation game, play will be continued in 15-minute periods until a winner is declared. Each team must possess or have the opportunity to possess the ball unless the team that has the ball first scores a touchdown on its initial possession. Play continues in sudden death until a winner is determined, and the game automatically ends upon any score (by safety, field goal or touchdown) or when a score is awarded by the Referee for a palpably unfair act. Each team has three timeouts per half and all general timing provisions apply as during a regular game. A try is not attempted if a touchdown is scored. Disqualified players are not allowed to return.
- **Instant Replay:** No challenges. Reviews to be initiated by the replay assistant.



JON-ERIC SULLIVAN

Co-Director of Player Personnel

Jon-Eric Sullivan begins his 18th season with the Packers and fourth as co-director of player personnel. Sullivan spent two seasons (2016-17) as the director of college scouting after being promoted on June 16, 2016. Sullivan previously served as a college scout covering the Central Plains region (2008-11) and the Southeast region (2012-15) after working as the team's National Football Scouting representative to the annual NFL Scouting Combine and authoring evaluations of all prospective seniors in the Southwest region.

Sullivan joined the team's football operations department on July 12, 2004, having previously served as a scouting intern during Green Bay's 2003 training camp.

Sullivan played his junior and senior seasons (1998-99) as a wide receiver at Gardner-Webb University in Boiling Springs, N.C. As a senior, he was named to the all-conference team after leading the Bulldogs with 43 receptions. Previously, he played at the University of South Carolina from 1995-97 before transferring to Gardner-Webb.

Sullivan attended high school at Fork Union (Va.) Military Academy, where he was an all-state defensive back his junior year, pacing state players with nine interceptions, and then an all-state receiver as a senior. Sullivan lettered twice in football, while also receiving two letters each in indoor and outdoor track. As a senior, he was all-state in track as a member of the state-champion 400-meter relay team.

Following his college football career, Sullivan served as a student-assistant receivers coach at Gardner-Webb for one season. Though officially listed as a student assistant, he actually served as the primary position coach for the receivers.



AT A GLANCE ...

- Promoted to co-director of player personnel on May 25, 2018, after spending two seasons as the director of college scouting.
- Named director of college scouting on June 16, 2016. First joined the Packers in 2004 as the team's National Football Scouting representative after interning for the Packers during the 2003 training camp.
- Served as a college scout covering the Central Plains (2008-11) and Southeast (2012-15) regions.
- As a student assistant at Gardner-Webb in 2001, was the primary position coach for receivers.
- Graduated from Gardner-Webb in December 2000 after transferring from South Carolina and finishing his collegiate playing career as a wide receiver with the Bulldogs.
- The son of Jerry Sullivan, an offensive assistant with the Arizona Cardinals, and possessor of more than 40 years of coaching experience.

Sullivan obtained a B.A. degree in social science from Gardner-Webb in December 2000, and then worked three years (2001-04) for GMAC's sales and credit administration departments before joining the Packers' staff.

His father, Jerry Sullivan, is an offensive assistant with the Arizona Cardinals, and has more than 40 years of coaching experience.

Sullivan and his wife, Jennifer, reside in Green Bay with their three daughters, Samantha, 9, Mia, 7, and Cecilia, 5.

FRONT OFFICE

COMMUNITY

ADMINISTRATION

VETERANS

DRAFT & FREE AGENTS

2020 REVIEW

RECORDS & HISTORY

LAMBEAU FIELD

MISC.

PACKERS VS. DEFENDING WORLD CHAMPIONS, 1921-2020

VS. SUPER BOWL CHAMPION (7-15)

10/01/72	Dallas Cowboys	W, 16-13
10/26/75	Pittsburgh	L, 16-13
11/12/78	Dallas Cowboys	L, 42-14
11/02/80	at Pittsburgh	L, 22-20
10/17/83	Washington	W, 48-47
09/22/86	Chicago Bears	L, 25-12
11/23/86	at Chicago Bears	L, 12-10
12/19/87	at N.Y. Giants	L, 20-10
10/23/88	Washington	L, 20-17
11/19/89	at San Francisco	W, 21-17
11/04/90	San Francisco	L, 24-20
10/03/93	Dallas Cowboys	L, 36-14
11/24/94	at Dallas Cowboys	L, 42-31
11/18/96	at Dallas Cowboys	L, 21-6
10/17/99	at Denver	L, 31-10
10/14/01	Baltimore Ravens	W, 31-23
10/13/02	at New England	W, 28-10
11/16/03	at Tampa Bay	W, 20-13
12/20/09	at Pittsburgh	L, 37-36
11/25/12	at N.Y. Giants	L, 38-10
10/13/13	at Baltimore Ravens	W, 19-17
09/04/14	at Seattle Seahawks	L, 36-16

VS. NFL CHAMPION (14-31-1)

10/10/26	Chicago Cardinals	L, 13-7
10/31/26	at Chicago Cardinals	W, 3-0
11/24/27	at Frankford	W, 17-9
10/07/28	N.Y. Giants	L, 6-0
11/18/28	at N.Y. Giants	W, 7-0
12/01/29	at Providence	W, 25-0
09/24/33	Chicago Bears	L, 14-7
10/22/33	at Chicago Bears	L, 10-7
09/23/34	Chicago Bears	L, 24-10
10/28/34	at Chicago Bears	L, 27-14
09/29/35	N.Y. Giants	W, 16-7
10/18/36	Detroit	W, 20-18
11/29/36	at Detroit	W, 26-17
09/28/41	Chicago Bears	L, 25-17
11/02/41	at Chicago Bears	W, 16-14
09/27/42	Chicago Bears	L, 44-28
11/15/42	at Chicago Bears	L, 38-7
10/17/43	Washington	L, 33-7
09/24/44	Chicago Bears	W, 42-28
11/05/44	at Chicago Bears	L, 21-0
10/06/46	L.A. Rams	L, 21-17
12/08/46	at L.A. Rams	L, 38-17
09/28/47	Chicago Bears	W, 29-20
11/09/47	at Chicago Bears	L, 20-17

10/10/48	Chicago Cardinals	L, 17-7
12/05/48	at Chicago Cardinals	L, 42-7
10/12/52	L.A. Rams	L, 30-28
12/07/52	at L.A. Rams	L, 45-27
11/15/53	Detroit	L, 14-7
11/26/53	at Detroit	L, 34-15
11/21/54	Detroit	L, 21-17
11/25/54	at Detroit	L, 28-24
10/23/55	at Cleveland Browns	L, 41-10
11/04/56	Cleveland Browns	L, 24-7
11/03/57	N.Y. Giants	L, 31-17
10/05/58	Detroit	T, 13-13
11/27/58	at Detroit	L, 24-14
10/25/59	at Baltimore Colts	L, 38-21
11/15/59	Baltimore Colts	L, 28-24
10/09/60	Baltimore Colts	W, 35-21
11/06/60	at Baltimore Colts	L, 38-24
09/13/64	Chicago Bears	W, 23-12
12/05/64	at Chicago Bears	W, 17-3
11/09/69	at Baltimore Colts	L, 14-6
10/04/70	Minnesota	W, 13-10
11/22/70	at Minnesota	L, 10-3

NOTE - regular season only



JOHN WOJCIECHOWSKI

Co-Director of Player Personnel

Now entering his 26th season in the NFL, John Wojciechowski begins his 10th season with the Packers and fourth as the co-director of player personnel after he was promoted on May 25, 2018. He spent the 2017 season as the director of pro personnel after being promoted in June 2017. He joined the team on May 23, 2012, as a college scout.

Prior to coming to Green Bay, Wojciechowski (pronounced woh-jih-cow-skee) spent the previous nine seasons (2003-11) as the Northeast area scout for the Dallas Cowboys.

He came to Dallas after working for the Jacksonville Jaguars for five seasons (1998-2002). During his first three seasons with Jacksonville, Wojciechowski worked as the team's Southeast regional scout for the BLESTO scouting organization. He was promoted to Midwest scout by the Jaguars in 2001.

Wojciechowski's first venture into the NFL player personnel field came with the Pittsburgh Steelers, where he served as a player personnel assistant for two seasons (1996-97). With the Steelers, he evaluated both college and pro players and did quality-control work for the special teams units.

Wojciechowski was a four-year starter at Duquesne at defensive end (1992-95) and a three-year tri-captain. As a senior in '95, he earned first-team All-Metro Atlantic Conference honors and first-team All-America honors from *Don Hansen's Football Gazette*. He helped lead the Dukes to their first-ever conference championship (7-0 record) and a 10-1 mark overall. The team finished the season with an ECAC Bowl victory over Wagner.



AT A GLANCE ...



- Promoted to co-director of player personnel on May 25, 2018.
- Named director of pro personnel in June 2017. First joined the Packers in 2012 as a college scout.
- Served as a college scout for the Dallas Cowboys (2003-11) and Jacksonville Jaguars (1998-02) following two seasons as a player personnel assistant with the Pittsburgh Steelers (1996-97).
- A four-year starter and three-year captain at Duquesne at defensive end, ranks No. 3 on the school's all-time sack list with 24.

Wojciechowski finished his career at Duquesne as the school's all-time sacks leader with 24, which now ranks No. 3 on the Dukes' all-time list. He led the team in sacks each of his final three seasons, posting 9½ as a senior in 1995 (No. 5 in single-season history) and nine in 1993 (tied for No. 6). Wojciechowski was part of a group that helped Duquesne transition from Division III to I-AA following his freshman season.

Wojciechowski was also a three-year starter at catcher and designated hitter for the Dukes' baseball team. He earned a degree in business administration at Duquesne.

Wojciechowski attended Plum (Pa.) High School in suburban Pittsburgh. He was a first-team all-conference selection in football and was named to the *Pittsburgh Post-Gazette's* "Fabulous 22" team. Wojciechowski was also a team captain as a senior and was inducted into the school's hall of fame in November 2013.

Wojciechowski and his wife, Tami, live in Green Bay with their sons, Holt and Taft.



RON WOLF'S STAMP ON PACKERS HISTORY

Ron Wolf arrived in Green Bay on Nov. 27, 1991, with a mandate to rescue the Green and Gold from a quarter-century of mediocrity, an assignment which prompted him to assert, "I was brought here to win."

And win, in the decade to follow, the Packers did – in large part because of his leadership and the "cast" he assembled to execute one of the most electrifying turnarounds in NFL annals ... rewardingly punctuated by Green Bay's first Super Bowl victory in nearly three decades and back-to-back appearances in professional football's ultimate game.

During the history-making process, he made a more profound impact upon the Packers organization than anyone since the revered Vince Lombardi, who arrived in Green Bay with a similar mission 32 years earlier. Over Wolf's 1992-2000 tenure, the Packers compiled the NFL's second-best regular-season record, a 92-52 mark for a .639 percentage, recorded seven straight winning seasons and made six consecutive playoff appearances.

He converted the Green and Gold from perennial also-rans into consistent winners, exemplified by the fact the Packers are tied for the second-best regular-season won-lost record since the 1993 institution of free agency (271-159-2, .630).

Wolf's aggressive stewardship, launched with the hiring of 49ers offensive coordinator Mike Holmgren as head coach and the acquisition of Brett Favre as a franchise quarterback in 1992, is perhaps no better illustrated than by the Packers' immediate, 9-7 turnaround in 1992 – his first year on the job – after the team had been a dismal 4-12 in 1991 and 6-10 in 1990 ... a transformation which brought him recognition as NFL Executive of the Year by *Sporting News*.

Wolf, reflecting upon the overall record from his perspective on the day he announced his retirement, observed with pardonable satisfaction: "What people said couldn't happen here ... happened here (building a winner in Green Bay) ... I'm proud of that."

A statistical glance at some notable team figures, over the nine seasons before – and after – Wolf took control:

1983-91		1992-2000
57-85-1	W-L-T, Overall	92-52-0
.402	Overall Winning Pct.	.639
31-40-1	W-L-T, Home Games	60-12-0
.438	Home Winning Pct.	.833
321.5	Total Offense/Game	333.8
330.4	Total Defense/Game	301.2



MATT MALASPINA

Director of College Scouting

Matt Malaspina (mal-eh-SPEEN-ah) enters his 24th NFL season and his fifth with the Packers in 2021. He was promoted to his current role on May 25, 2018. Malaspina joined the Packers as a college scout on Feb. 8, 2017, after spending 12 seasons (2005-16) with the San Francisco 49ers.

Malaspina finished his tenure with San Francisco as the team's director of college scouting for four seasons (2013-16). He oversaw the daily operations of the college scouting department and the staff. For the three years (2010-12) prior, Malaspina was a national scout, primarily serving in the Southeast region. He also assisted the department by cross-checking the top prospects in college football.

For five seasons (2000-04), Malaspina worked under Ted Thompson in Seattle, serving as an area scout for the Seahawks. While in Seattle, he covered the Northeast and Southeast regions. Malaspina spent the 1999 season evaluating college prospects from the Southeast region for the Carolina Panthers. He also spent 1998 with National Football Scouting.

AT A GLANCE ...



- Promoted to director of college scouting on May 25, 2018.
- Joined the Packers in 2017 as a college scout.
- Served as the director of college scouting (2013-16) and a college scout for the San Francisco 49ers (2005-12) following five seasons as an area scout with the Seattle Seahawks (2000-04).
- Served as an offensive assistant at Jacksonville University (1997-98)
- A graduate of the University of Central Florida, he played center in the Canadian Football League for the Shreveport Pirates in 1994.

Malaspina was a coach as well, serving as an offensive assistant at Jacksonville University from 1997-98. His first college coaching position was with Central Florida, his alma mater, in 1997. Malaspina graduated from Central Florida in 1993, playing center for the Knights. Before returning to coach for the Knights, Malaspina played center in the Canadian Football League for the Shreveport Pirates in 1994 and participated in training camp in 1995.

ALL-TIME SACKS – PACKERS (1982-2020)

Matthews, C. 83.5	Lowry, D. 10.0	Butler, M. 4.0	Edwards, A. 2.0	Jennings, M. 1.0
Gbaja-Biamila, K. ... 74.5	Martinez, B. 10.0	Chillar, B. 4.0	Hunter, J. 2.0	Johnson, K. 1.0
White, R. 68.5	Thierry, J. 10.0	Elliott, J. 4.0	Johnson, J. 2.0	Jordan, K. 1.0
Harris, T. 55.0	Wayne, N. 10.0	Greene, T. 4.0	Kirksey, C. 2.0	King, K. 1.0
Kampman, A. 54.0	Bishop, D. 9.0	Harris, A. 4.0	Kuberski, B. 2.0	Lee, J. 1.0
Johnson, E. 41.5	Jones, D. 9.0	Hyde, M. 4.0	Lattimore, J. 2.0	Marshall, T. 1.0
Bennett, T. 36.0	Walden, E. 9.0	Keke, K. 4.0	Lewis, C. 2.0	Martin, K. 1.0
Paup, B. 32.5	Lyon, B. 8.0	Merrill, C. 4.0	McBride, T. 2.0	McKenzie, M. 1.0
Holliday, V. 32.0	Martin, C. 8.0	Moses, D. 4.0	Nelson, B. 2.0	Mitchell, R. 1.0
Perry, N. 32.0	Burnett, M. 7.5	Bowens, D. 3.5	Prather, G. 2.0	Morris, J. 1.0
Daniels, M. 29.0	Harris, B. 7.5	Cole, C. 3.5	Smith, D.J. 2.0	Morrison, A. 1.0
Jenkins, C. 29.0	Jurkovic, J. 7.5	Gilbert, R. 3.5	Waddy, J. 2.0	Mulumba, A. 1.0
Dotson, S. 26.0	Koonce, G. 7.5	Guion, L. 3.5	Adams, M. 1.5	Neill, B. 1.0
Smith, Z. 26.0	Simmons, W. 7.5	Holland, J. 3.5	Alexander, J. 1.5	Palmer, N. 1.0
Brown, R. 25.5	Brown, G. 7.0	Johnson, C. 3.5	Brooks, A. 1.5	Pennel, M. 1.0
Peppers, J. 25.0	Diggs, N. 7.0	Pickett, R. 3.5	Bush, J. 1.5	Rollins, Q. 1.0
Jones, S. 24.5	Gary, R. 7.0	Roman, M. 3.5	Davey, D. 1.5	Ryan, J. 1.0
Butler, L. 20.5	Jones, T. 7.0	Wilson, C. 3.5	Holland, D. 1.5	Savage, D. 1.0
Anderson, J. 19.5	Scott, R. 7.0	Amos, A. 3.0	Jue, B. 1.5	Scott, V. 1.0
Douglass, M. 19.0	Winter, B. 7.0	Carroll, A. 3.0	Lancaster, T. 1.5	Shields, S. 1.0
Hawk, A. 19.0	Booker, V. 6.5	Greenwood, D. 3.0	Lenon, P. 1.5	So'oto, V. 1.0
Neal, M. 19.0	Evans, D. 6.0	House, D. 3.0	Leopold, B. 1.5	Stills, K. 1.0
Carreker, A. 18.5	Sharper, D. 6.0	Humphrey, D. 3.0	Navies, H. 1.5	Terrell, P. 1.0
Clark, K. 18.5	Williams, B. 6.0	Jolly, J. 3.0	Nickerson, H. 1.5	Thomas, B. 1.0
McKenzie, K. 18.5	Archambeau, L. 5.5	Jones, J. 3.0	Prior, M. 1.5	Turner, R. 1.0
Hunt, C. 17.0	Briggs, B. 5.5	Joyner, S. 3.0	Smith, J. 1.5	Vinson, F. 1.0
Williams, C. 17.0	Clinton-Dix, H. 5.5	LaBounty, M. 3.0	Smith, L. 1.5	Warren, S. 1.0
Fackrell, K. 16.5	Montgomery, M. 5.0	Peterson, K. 3.0	Thomas, J. 1.5	Watts, E. 1.0
Smith, P. 16.0	Poppinga, B. 5.0	Reynolds, J. 3.0	Barnes, K. 1.0	Weddington, M. 1.0
Barnett, N. 15.5	Zombo, F. 5.0	Boyarsky, J. 2.5	Barrington, S. 1.0	Whitehead, J. 1.0
Noble, B. 14.0	Cumby, G. 4.5	Greene, R. 2.5	Brice, K. 1.0	Williams, Tyr. 1.0
Brock, M. 12.5	Dent, B. 4.5	McMichael, S. 2.5	Browner, R. 1.0	Wingo, R. 1.0
Wilkins, G. 12.5	Flanigan, J. 4.5	Nwokorie, C. 2.5	Cade, M. 1.0	Caldwell, D. 0.5
Woodson, C. 11.5	Jackson, G. 4.5	Robinson, E. 2.5	Collins, N. 1.0	Clavelle, S. 0.5
Murphy, M. 11.0	Stephens, S. 4.5	Truluck, R. 2.5	Hall, M. 1.0	McGarrahan, S. 0.5
Patterson, S. 11.0	Tuvalo, E. 4.5	Worthy, J. 2.5	Harvey, M. 1.0	Spears, R. 0.5
Raji, B. 11.0	Williams, T. 4.5	Boyd, G. 2.0	Hawthorne, M. 1.0	Sullivan, C. 0.5
Jones, B. 10.0	Wynn, J. 4.5	Drost, J. 2.0	Holmes, J. 1.0	Williams, K. 0.5

FRONT OFFICE

COMMUNITY

ADMINISTRATION

VETERANS

DRAFT & FREE AGENTS

2020 REVIEW

RECORDS & HISTORY

LAMBEAU FIELD

MISC.



SAM SEALE
National Scout



AT A GLANCE ...

- Promoted to national scout on May 25, 2018. First joined the Packers in 1995.
- Named the NFL Scout of the Year at the Fritz Pollard Alliance Meeting in 2017.
- A 1984 draft pick by the then-Los Angeles Raiders, spent four seasons each with the Raiders (1984-87) and the then-San Diego Chargers (1988-91).
- A four-year letterman at Western State College (Colo.) at running back, led the team twice both in rushing and receiving. Was inducted into the Western State College Hall of Fame in 2002.

Sam Seale, a nine-year NFL veteran as a player, heads into his 26th season with the Packers and his fourth as a national scout. Promoted to his current role on May 25, 2018, Seale spent the 2012-17 seasons as a West regional scout for the Packers.

In 2017, Seale was recognized as the NFC Scout of the Year at the Fritz Pollard Alliance Meeting, which took place during the NFL Scouting Combine.

Seale began his NFL playing career after being picked in the eighth round of the 1984 NFL Draft by the then-Los Angeles Raiders. After one year as a wide receiver (1984) and three seasons as a defensive back/kick returner (1985-87) for the Silver and Black, Seale headed south to play for the then-San Diego Chargers for the next four seasons (1988-91).

After becoming a full-time starter (at cornerback) for the first time in his pro career in 1989, Seale appeared in all 16 games for San Diego in both 1990 and '91. He then returned to the Los Angeles area in 1992 to play one additional season for the Raiders and appeared in one game with the Los Angeles Rams in 1993.


In 121 career games, Seale recorded 11 interceptions, returning one for a touchdown in 1985. He also scored once on a fumble recovery (in 1988 with San Diego).

A four-time letterman (1980-83) as a running back for Western State College (Colo.), Seale averaged 5.3 yards per carry as a collegian while leading the team twice in both rushing and receiving. He also earned NAIA All-America

honors in track, competing in the 60-, 100- and 200-meter events. The political science major was an All-Rocky Mountain Athletic Conference pick two seasons in football and four times in track. Seale was inducted into the Western State College Hall of Fame in 2002.

While attending Orange (N.J.) High School, Seale was an all-state performer in football his senior year and in track as a junior and senior. He earned four letters as a running back/defensive back for the football team while also lettering twice in track as a sprinter.

He and his wife, Elizabeth, reside in San Diego and have two sons, Ricky (Sam Jr.), 29, and Samir, 27, and a daughter, Shi-Ann, 22. Ricky is the all-time leading rusher in San Diego prep history and was a four-year letterman (2011-14) at Stanford University.



THE USS GREEN BAY

On July 15, 2006, the U.S. Navy christened a 684-foot warship, and dubbed it the USS Green Bay at a shipyard in the New Orleans area.

Constructed in Avondale, La., at a shipyard owned by Northrop Grumman, it is the second Navy vessel to be called the Green Bay, following a small gunboat that patrolled the seas during the Vietnam era.

The newest USS Green Bay, used to carry troops for rapid deployment, launch and recovery, has become a significant part of the U.S. amphibious fleet.

Former Green Bay Packers quarterback Bart Starr appeared in a video that was played at the July 2006 christening ceremony. And Nancy Croy, principal at Green Bay's Lombardi Middle School – named after Starr's legendary coach Vince Lombardi – traveled to attend the christening as part of the school's relationship with the Navy.

Members of the Packers' front office, including President and CEO Mark Murphy, toured the ship in November 2008

during the team's road trip to New Orleans for a game against the Saints.

Commissioned Jan. 24, 2009, it can carry 360 Navy sailors and as many as 800 Marines. The ship is assigned to the U.S. Pacific Fleet; its home port is at the naval base in San Diego, Calif.



RICHMOND WILLIAMS

Director of Pro Personnel

Richmond Williams enters his 14th year with the Packers in 2021 and third as director of pro personnel after being elevated to the position on June 11, 2019. He previously spent two seasons as a pro scout (2017-18) and five seasons as a college scout (2012-16). He also served as the team's National Football Scouting representative to the annual NFL Scouting Combine and authored evaluations of all prospective seniors in the Southwest region. Williams spent the 2007 training camp as a scouting intern with the Packers.

Also in 2007, Williams volunteered as an assistant in the football office at his alma mater, the University of Iowa. His duties included helping coaches plan their recruiting trips and breaking down defensive game film.

Prior to working in the football office, Williams lettered two years as a cornerback for Iowa. He earned the Iowa "Team Leader" award all four years of his career, given by the coaching staff to the player who made high contributions on special teams. In 2006, Williams earned a B.A. in economics,

AT A GLANCE ...

- Promoted to director of pro personnel on June 11, 2019.
- Spent two seasons as a pro scout for the Packers (2017-18) and five seasons as a college scout (2012-16).
- First experience with the Packers came as a scouting intern during training camp in 2007.



as well as a certificate of entrepreneurship.

Williams was a two-sport athlete in football and track and field at North Augusta (S.C.) High School. He played cornerback and wide receiver and was a state-champion long jumper as a senior, also participating in the 4x100-meter relay. Williams was named to the Who's Who in Scholar Student-Athletes in 2001, and was named North Augusta's Star Student-Athlete of the Week.

Nicknamed "Richey," Williams is married to his wife, Fiory, and the couple has a daughter, Delina.

PACKERS PLAYERS BY COLLEGE (1921-2020, 335 SCHOOLS)

Abilene Christian.....1	Creighton.....2	James Madison.....2	Nebraska-Omaha.....1	Rutgers.....1	Texas Southern.....3
Air Force.....1	Dartmouth.....2	John Carroll.....1	Nevada.....6	Sacramento State.....1	Texas Tech.....1
Alabama.....31	Delaware State.....2	Kalamazoo.....1	Nevada-Las Vegas.....1	Saginaw Valley St.....2	Texas Western.....1
Alabama-Birmingham.....2	Delta State.....1	Kansas.....10	New Mexico.....6	St. Ambrose.....2	The Citadel.....1
Alabama State.....1	Denver.....1	Kansas State.....11	New Mex. Highlands.....1	St. Benedict's.....1	Toledo.....3
Albright.....1	DePaul.....1	Kent State.....4	New Mexico State.....1	St. Bonaventure.....1	Toronto.....1
Alcorn A&M.....2	Detroit.....3	Kentucky.....14	Newberry.....1	St. Edward's.....1	Towson State.....1
Alcorn State.....2	Doane.....2	Kentucky State.....1	N.Y., St. Univ. Cortland.....1	St. John's.....2	Trinity (Conn.).....1
American Intl.....1	Drake.....1	Knoxville.....1	New York Univ.....1	St. Joseph's (Ind.).....1	Troy.....5
Angelo State.....2	Duke.....3	La Crosse St. Teachers.....1	Norfolk State.....1	St. Mary's (Calif.).....7	Tulane.....12
Appalachian State.....2	Duquesne.....1	Lake Forest.....1	North Alabama.....4	St. Norbert.....1	Tulsa.....9
Arizona.....9	East Carolina.....5	Lamar.....1	North Carolina.....17	St. Thomas.....2	Tuskegee.....3
Arizona State.....17	East Texas State.....3	Langston.....1	North Carolina A&T.....4	Stanford.....1	UCLA.....23
Arkansas.....20	Eastern Illinois.....1	Lawrence.....4	N.C. Central.....1	San Diego State.....13	Utah.....8
Arkansas-Pine Bluff.....2	Eastern Kentucky.....4	Lewis.....1	North Carolina State.....6	San Francisco.....3	Utah State.....15
Arkansas State.....3	Eastern Michigan.....5	Liberty.....2	North Dakota.....2	San Jose State.....6	Valdosta State.....1
Auburn.....20	Eastern New Mexico.....1	Lincoln (Mo.).....1	North Dakota State.....5	Santa Clara.....2	Valparaiso.....1
Austin.....1	Elon.....2	Livingston.....1	North Texas State.....1	Shippensburg.....2	Vanderbilt.....8
Ball State.....5	Evansville.....1	Long Beach City.....1	Northeast Louisiana.....3	South Carolina.....9	Villanova.....5
Baylor.....13	Ferris State.....1	Loras.....1	Northeastern.....2	South Carolina State.....1	Virginia.....12
Beloit.....5	Ferrum.....1	Louisiana-Lafayette.....3	N' eastern (Okla.) St.....1	South Dakota.....1	Virginia Military.....1
Bethune-Cookman.....2	Florida.....11	Louisiana State.....18	Northern Arizona.....5	South Dakota State.....4	Virginia Tech.....9
Bishop.....2	Florida A&M.....2	Louisiana Tech.....5	Northern Illinois.....3	South Florida.....2	Virginia Union.....1
Black Hills State.....1	Florida State.....15	Louisville.....7	Northern Iowa.....4	Southeast Missouri.....1	Wake Forest.....5
Bloomsburg.....1	Fordham.....3	Loyola (Calif.).....1	Northern Michigan.....3	Southern California.....33	Washington.....16
Boise State.....5	Fort Hays State.....1	Macalester.....1	Northwestern.....9	S. Connecticut St.....1	Washington & Jefferson.....1
Boston College.....13	Fresno State.....12	Maine.....2	N'western (La.) St.....4	Southern Methodist.....19	Jefferson.....1
Bowling Green.....4	Furman.....2	Manchester.....2	Notre Dame.....56	Southern Mississippi.....6	Washington & Lee.....1
Brigham Young.....8	Gardner-Webb.....1	Marquette.....21	Ohio State.....28	Southern Oregon.....1	Washington State.....6
Bucknell.....2	Georgetown.....2	Marshall.....7	Oklahoma.....22	Southern Univ.....5	Wayne State.....1
Buffalo.....2	Georgia.....16	Maryland.....7	Oklahoma A&M.....3	S'west Mo. State.....1	Wesley.....1
Cal Poly-Pomona.....2	Georgia State.....2	Massachusetts.....3	Oklahoma State.....6	Stanford.....15	Wesleyan (Conn.).....1
Cal Poly-S.L. Obispo.....1	Georgia Tech.....9	Memphis.....9	Old Dominion.....1	Stephen F. Austin.....1	Western Carolina.....1
Cal State-Fullerton.....3	Gonzaga.....6	Mesa State.....1	Oregon.....14	Stevens Pl. Teachers.....1	Western Illinois.....3
Cal State-Northridge.....1	Graceland.....1	Miami (Fla.).....17	Oregon State.....5	Superior State.....1	Western Kentucky.....1
California.....17	Grambling State.....8	Miami (Ohio).....3	Oshkosh State Normal.....1	Syracuse.....6	Western Michigan.....6
California (Pa.).....2	Gustavus Adolphus.....2	Michigan.....33	Pacific.....5	Tampa.....1	West Liberty State.....1
California Davis.....3	Hamline.....1	Michigan State.....23	Penn State.....20	Tarleton State.....1	West Virginia.....6
California-Riverside.....1	Hamden-Sydney.....1	Middle Tenn. State.....1	Pennsylvania.....1	TCU.....14	West Virginia Tech.....1
California St.-L.A.....1	Hampton.....1	Milikin.....2	Philander Smith.....1	Temple.....3	Wichita State.....3
Carroll.....1	Hardin-Simmons.....3	Milwaukee Teachers.....1	Pittsburgh.....18	Tennessee.....20	Williamette.....1
Carson-Newman.....2	Hawaii.....1	Minnesota.....45	Platteville St. Teachers.....1	Tennessee A&I.....1	William & Mary.....3
Catawba.....1	Heidelberg.....1	Minnesota-Duluth.....2	Portland State.....3	Tenn.-Chattanooga.....2	William Penn (Iowa).....1
Catholic Univ.....1	Heidson State.....1	Mississippi.....9	Prairie View A&M.....3	Tennessee State.....5	Wisconsin.....44
Centenary.....1	Hillsdale.....2	Mississippi College.....1	Princeton.....2	Texas.....19	Wisconsin-Eau Claire.....2
Central Arkansas.....2	Hofstra.....1	Mississippi Delta.....1	Purdue.....16	Texas A&I.....4	Wisconsin-La Crosse.....1
Central Florida.....5	How Cross.....1	Mississippi State.....13	Regina (Canada).....1	Texas A&M.....22	Wisconsin-Whitewater.....1
Central Michigan.....5	Houston.....7	Mississippi Valley St.....2	Regis.....1	Texas A&M-Kingsville.....1	Wooster.....1
Central Oklahoma.....2	Howard.....3	Missouri.....14	Rhode Island.....1	Texas-Arlington.....3	Wyoming.....3
Central (Ohio) State.....1	Howard Payne.....1	Missouri So. St.....1	Rice.....6	Texas-El Paso.....9	Xavier.....1
Chadron State.....1	Idaho.....2	Missouri Western St.....1	Richmond.....5	Texas Mines.....1	Yale.....3
Cincinnati.....7	Idaho State.....2	Monmouth.....1	Ripon.....3	Texas San Antonio.....1	Yankton.....1
Clark.....1	Illinois.....11	Montana.....7			
Clemson.....11	Illinois State.....4	Montana State.....4			
Colgate.....1	Illinois Tech.....1	Morgan State.....1			
Colorado.....19	Indiana.....17	Morningside.....1			
Colorado State.....5	Indiana State.....3	Morris Brown.....2			
Colorado St.-Pueblo.....1	Iowa.....30	Mount Senario.....1			
Connecticut.....4	Iowa State.....3	Navy.....3			
Cornell.....2	Jackson State.....4	Nebraska.....31			

SCHOOLS PRODUCING THE MOST PACKERS

1	Notre Dame	56
2	Minnesota	45
3	Wisconsin	44
4	Southern California	33
	Michigan	33

Includes only those who played in at least one Packers league game

GREEN BAY PACKERS, INC.



The seven-member Executive Committee of the Green Bay Packers presently is composed of: (back row) Karl A. Schmidt, Member; Daniel T. Ariens, Secretary; Mark H. Murphy, President; Donald J. Long Jr., Member; Michael D. Simmer, Treasurer; (front row) Susan M. Finco, Vice President and Lead Director; and Marcia M. Anderson, Member.

Now in their 103rd season of existence and their 101th season in the National Football League, the Green Bay Packers are a team and an organization unique in both structure and accomplishment. They represent – from an organizational standpoint – the only publicly owned franchise in the 32-team NFL. On the field, they have won 13 NFL championships, more than any other franchise.

The Packers have been a community-owned team since 1923 when the Green Bay Football Corporation was founded. After it was forced into receivership in 1933, the franchise was reorganized in 1935 as Green Bay Packers, Inc., which is still operating today.

While the Packers still think of themselves as community-owned, their community has grown since 1923 to reflect their worldwide fan base. There are approximately 5,009,479 shares owned by 361,362 shareholders. A seven-member executive committee elected from a board of directors governs the corporation. The committee directs corporate management, approves major capital expenditures, establishes broad policy and monitors management's performance in conducting the business and affairs of the corporation.

BOARD OF DIRECTORS

Janeau E. Allman
Marcia M. Anderson
Daniel T. Ariens
Michael J. Barber
Ave M. Bie
Thomas J. Cardella
Richard J. Chernick
James B. Christensen
Casey Cuene
Valerie Daniels-Carter
Robyn Y. Davis
Craig S. Dickman
Andrew E. Farah
Susan M. Finco

Philip B. Flynn
Gerald L. Ganoni
Edgar I. Garcia
Robin L. Gilson
Johnnie L. Gray
Michael J. Haddad
Jeffrey A. Joerres
Wilson R. Jones
Mark A. Kasper
David Kohler
George E. Koonce Jr.
William F. Kress
Donald J. Long Jr.
Laurence A. McCarren

Dexter E. McNabb
Mark H. Murphy
Gary M. Rotherham
Diane L. Roundy
John A. Schmidt
Karl A. Schmidt
Michael D. Simmer
Mark D. Skogen
Eric G. Torkelson
Dr. Elizabeth R. Trowbridge
Barbara A. Webster
Mike L. Weller
Christine E. Woleske
Hon. John P. Zakowski

DIRECTORS EMERITUS

Nancy K. Armbrust
Thomas D. Arndt
John F. Bergstrom
Terry J. Bogart
John E. Broeren
Robert C. Buchanan
James M. Christensen
Virgis W. Colbert
Ricardo Diaz
Beverly A. French
Terrence R. Fulwiler
Robert C. Gallagher
Dr. Donald F. Harden

Robert E. Harlan
George F. Hartmann
Thomas J. Hinz
George F. Kerwin
Bernard S. Kubale
Carl W. Kuehne
C. Patricia LaViolette
Charles R. Lieb
Thomas J. Lutsey
John N. MacDonough
Michael J. McClone
Mark J. McMullen
John C. Meng

Stewart C. Mills Jr.
Thomas M. Olejniczak
Thomas L. Olson
Pat Richter
Leo J. Scherer
Allan H. "Bud" Selig
John L. Skoug
K.C. Stock
Edward A. Thompson
Larry L. Weyers
Hon. Donald R. Zuidmulder



MATT LaFLEUR

Head Coach

13th NFL Season // Third Season as Packers Head Coach

Entering his 13th season in the National Football League, Matt LaFleur (la-flew-er) enters his third season in Green Bay after being named the Packers' 15th head coach on Jan. 8, 2019.

In his first two seasons leading the Packers, LaFleur has authored one of the greatest starts to a head-coaching career in NFL history. For the second consecutive season in 2020, he led Green Bay to a 13-3 record and captured the NFC North crown while also earning the No. 1 seed in the NFC for the first time since 2011. It was just the second time in team history that the Packers had won 13-plus games in back-to-back seasons (13-3 in 1996 and 1997). According to the Elias Sports Bureau, LaFleur was the sixth head coach since 1970 to lead his team to the conference championship game in both of his first two seasons as a head coach, joining Jim Harbaugh (2011-12), Rex Ryan (2009-10), Barry Switzer (1994-95), George Seifert (1989-90) and Don McCafferty (1970-71). LaFleur became just the second NFL head coach since the league went to a divisional format in 1967 to win 13-plus games and a division title in both of his first two seasons, joining Seifert (1989-90).

LaFleur has also taken his place atop the Packers' record book as his 26 regular-season wins are the most by a Packers head coach in his first two seasons (Mike Sherman and Mike McCarthy, 21 each), and the 13-win improvement over Green Bay's previous two seasons (13 wins in 2017-18) marked the biggest two-season win improvement by a head coach in franchise history from the two seasons prior to him taking over, eclipsing the previous mark held by Vince Lombardi (15 victories in 1959-60 after the Packers won four games in 1957-58). LaFleur's 26 victories are also the second-most wins in NFL history by a coach in his first two seasons behind only Seifert (28 in 1989-90).

Green Bay's success under LaFleur has been highlighted by its domination of the NFC North. While capturing two division titles, LaFleur is 11-1 against NFC North opponents, a .917 winning percentage that is tied for the best two-season winning percentage in divisional games for the Packers dating back to 1967 (2011-12, 11-1, .917). His winning percentage against division opponents is also tied for the second best by a coach in his first two seasons, dating back to 1970 (Mike Tomlin, 11-1, .917 in 2007-08 / Steve Mariucci, 15-1, .938 in 1997-98). Additionally, Green Bay was undefeated in road division games in 2020, marking the second straight year it did not lose a road division game and just the eighth time since 1967.

Following a productive first season in 2019, Green Bay's offense exploded under LaFleur in 2020. The Packers led the NFL with 509 points, the second-highest total in team history (560 in 2011). Green Bay was the only team to rank in the top 10 in the NFL in all of the following categories: total yards per game (389.0, No. 5), yards per play (6.29, No. 3), passing yards per game (256.6, No. 9), passing yards per play (7.81, No. 2), rushing yards per game (132.4, No. 8) and rushing yards per carry (4.78, No. 7). Additionally, the Packers were the only NFL team to have three different players (WR Davante Adams-18, RB Aaron Jones-11, TE Robert Tonyan-11) with 10-plus TDs last season.

In their second season in LaFleur's offense in 2020, QB Aaron Rodgers and Adams turned in career-best performances. Rodgers was named the NFL's Most Valuable Player last season by *The Associated Press* and by the Pro Football Writers of America after leading the NFL with a 121.5 passer rating, the second-highest single-season mark by a quarterback in NFL history, behind only his 122.5 rating in 2011. In

AT A GLANCE ...



- Named the Packers' 15th head coach on Jan. 8, 2019.
- In his first two seasons leading the Packers, has led Green Bay to a pair of 13-3 records, two NFC North crowns and two appearances in the NFC Championship Game.
- Became just the sixth head coach since 1970 to lead his team to the conference championship game in both of his first two seasons as a head coach, joining Jim Harbaugh (2011-12), Rex Ryan (2009-10), Barry Switzer (1994-95), George Seifert (1989-90) and Don McCafferty (1970-71).
- Became the second NFL head coach since the league went to a divisional format in 1967 to win 13-plus games and a division title in both of his first two seasons, joining Seifert (1989-90).
- Oversaw a Packers offense that led the NFL with 509 points in 2020, the second-highest total in team history (560 in 2011). Green Bay was the only team to rank in the top 10 in the NFL last season in all of the following categories: total yards per game (389.0, No. 5), yards per play (6.29, No. 3), passing yards per game (256.6, No. 9), passing yards per play (7.81, No. 2), rushing yards per game (132.4, No. 8) and rushing yards per carry (4.78, No. 7).
- Helped guide QB Aaron Rodgers to the NFL's Most Valuable Player award in 2020 after he led the NFL with a 121.5 passer rating in 2020, the second-highest single-season mark by a quarterback in NFL history, trailing only his 122.5 rating in 2011. In addition to leading the NFL in passer rating, Rodgers also led the league in passing TDs (48), completion percentage (70.7) and interception percentage (0.95), the first QB to lead the NFL in all four categories since Steve Young in 1992.
- Is entering his 13th season in the NFL in 2021, having also served as an offensive coordinator for two seasons (Los Angeles Rams, 2017; Tennessee Titans, 2018), a quarterbacks coach for six seasons (Washington Football Team, 2010-13; Atlanta Falcons, 2015-16) and an offensive assistant for two seasons (Houston Texans, 2008-09).
- During his first 10 seasons in the NFL, was a part of offensive staffs that helped their teams rank in the top 10 in the league in total yards seven times (2008-09, 2012-13, 2015-17). Was on a staff that helped its offense finish in the top five in the league in scoring three times, highlighted by No. 1 rankings in 2016 with the Falcons and in 2017 with the Rams.
- Tutored Falcons QB Matt Ryan, who led the league with a 117.1 passer rating in 2016, the seventh highest in a season in NFL history, on his way to being named NFL Most Valuable Player and Offensive Player of the Year by *The Associated Press*.
- Began his coaching career in 2003 at his alma mater, Saginaw Valley State. Has six seasons of coaching experience at the collegiate level, having also worked at Central Michigan (2004-05), Northern Michigan (2006), Ashland University (2007) and Notre Dame (2014).

COACHING BACKGROUND

Years	College/Pro Team	Position Coached
2003	Saginaw Valley State Univ.	Offensive Assistant
2004-05	Central Michigan Univ.	Graduate Assistant
2006	Northern Michigan Univ.	Quarterbacks/Wide Receivers
2007	Ashland Univ.	Offensive Coordinator
2008-09	Houston Texans	Offensive Assistant
2010-13	Washington Football Team	Quarterbacks
2014	Univ. of Notre Dame	Quarterbacks
2015-16	Atlanta Falcons	Quarterbacks
2017	Los Angeles Rams	Offensive Coordinator
2018	Tennessee Titans	Offensive Coordinator
2019-21	Green Bay Packers	Head Coach

addition to leading the NFL in passer rating, Rodgers also led the league in passing TDs (team-record 48), completion percentage (team-record 70.7) and interception percentage (0.95), the first QB to lead the NFL in all four categories since Steve Young in 1992. Adams set the franchise record for receptions in a season with 115 and tied WR Sterling Sharpe

COACHING STAFF

COMMUNITY

COACHES

VETERANS

DRAFT & FREE AGENTS

2020 REVIEW

RECORDS & HISTORY

LAMBEAU FIELD

MISC.

(1994) for the most receiving TDs in a season with 18 (tied for No. 3 in NFL history). Adams became the first player in NFL history to have 18-plus TD receptions and 100-plus catches in a season. Additionally, he led the NFL in receiving TDs, receiving yards per game and receptions per game in 2020, the first NFL player to lead the league in all three categories since Sharpe in 1992.

Several players have enjoyed individual success in LaFleur's two years at the helm. Seven Packers have earned All-Pro or Pro Bowl honors the past two seasons. Adams, T David Bakhtiari, C Corey Linsley and Rodgers were named first-team All-Pro by AP while CB Jaire Alexander and LB Za'Darius Smith were named second-team All-Pro by AP in 2020. The Packers' four first-team selections were the most since 1967 (six). The Pro Bowl roster featured Adams, Alexander, Bakhtiari, G Elgton Jenkins, RB Aaron Jones, Rodgers and Smith. The Packers' seven selections tied for the most in the NFL in 2020 (Baltimore, Kansas City and Seattle), and were the most original selections for Green Bay since seven players were selected in 2011. Six of the players were named starters (all but Jones), giving Green Bay the most starter selections since it had eight in 1967.

Since his first day addressing the team, LaFleur has emphasized the importance of the ball, both protecting it on offense and taking it away on defense. After finishing No. 2 in the NFL in 2019 in giveaways with a franchise-record-tying 13, Green Bay set the team record and led the league in giveaways during the 2020 regular season with only 11. The Packers are 19-0 under LaFleur when winning the turnover margin, the most wins with no losses over a two-season span by an NFL team since the 2011-12 Packers (20-0). Green Bay finished the 2019 season tied for No. 3 in the NFL in turnover differential (plus-12) and tied for No. 7 in the league in 2020 (plus-7). The Packers' plus-19 turnover differential the last two seasons is No. 3 in the NFL over that span. On defense, the Packers were tied for No. 7 in the NFL with 25 takeaways and tied for No. 3 with 17 interceptions in 2019.

In LaFleur's first year leading the team in 2019, Green Bay finished the regular season with a 13-3 record on its way to an AFC North crown and the No. 2 seed in the NFC as he became just the fifth coach in league history to win 13-plus games in his first season as a head coach. He guided the Packers to their biggest one-year win improvement in club history (plus-seven wins) and became the first head coach to lead Green Bay to the playoffs in his first season. LaFleur joined McCarthy as the only head coaches in club annals to lead the team to the NFC Championship Game in their first playoff appearance, and he became the first NFL coach to do so since Harbaugh led the 49ers to the NFC title game in 2011.

LaFleur guided the Packers to a 6-0 record in NFC North games in 2019, just the second time that Green Bay had gone undefeated in the division (2011) since the league went to a divisional format in 1967. He joined Jim Caldwell (2011) and Mariucci (1997) as the only coaches in NFL history to

post a perfect divisional record and 13-plus wins in the regular season in their first season as a head coach.

Led by LaFleur, the Packers recorded 20-plus points in 13 games during the 2019 regular season, good for No. 5 in the NFL. Green Bay was tied for No. 10 in the NFL in offensive TDs (44) and posted 18 rushing TDs (tied for No. 7 in the NFL), the most by the Packers since 2009 (20).

Green Bay's defense also took a step forward with LaFleur at the helm in 2019 as it allowed 19.6 points per game (No. 9 in the NFL). It marked the first time Green Bay had finished in the top 10 in the league in the category since 2010, which was also the last time the Packers allowed fewer than 20 points per game. The average of 19.6 points per game allowed was a 5.4-point decrease from 2018 (25.0 ppg.), the biggest one-year improvement in scoring defense for the Packers since 1996.

"We are very excited to welcome Matt as the next head coach of the Green Bay Packers," said Packers President and CEO Mark Murphy on the day of LaFleur's hiring. "We found a coach with the background and experience that we think will get us back to playing winning football. We're also excited about the person – he is bright with a great work ethic and a perfect fit for Green Bay and the organization."

LaFleur came to Green Bay after spending two seasons as an offensive coordinator, first with the Los Angeles Rams in 2017 and then with the Tennessee Titans in 2018. He also coached quarterbacks for two seasons with the Atlanta Falcons (2015-16) and four seasons with the Washington Football Team (2010-13). LaFleur got his start in the NFL coaching ranks with the Houston Texans as an offensive assistant in 2008-09.

During his first 10 seasons in the league, LaFleur was a part of offensive staffs that helped their teams rank in the top 10 in the NFL in total yards seven times (2008-09, 2012-13, 2015-17). In three of those seasons, LaFleur was on a staff that helped its offense finish in the top five in the league in scoring, highlighted by No. 1 rankings in 2016 with the Falcons and in 2017 with the Rams.

In his lone season with the Titans, LaFleur guided the offense to a No. 7 league ranking in rushing (126.4 ypg) as Tennessee registered 11 games with 100-plus rushing yards, tied for No. 2 in the NFL in 2018. Tennessee's ground game was led by third-year RB Derrick Henry, who finished No. 7 in the NFL in rushing yards (1,059) and tied for No. 3 in rushing TDs (12), the most by a Titan since RB Chris Johnson's 14 rushing TDs in 2009. RB Dion Lewis added 517 rushing yards as Tennessee was one of only three teams in the league (Denver and Seattle) to feature both a 1,000-yard back and a 500-yard back in 2018.

Despite missing three full games and parts of others due to injuries, Titans QB Marcus Mariota set a single-season franchise record with a 68.9 completion percentage, good for No. 6 in the league in '18, and posted a career-high average of 7.64 yards per attempt, the top mark by a Titans QB (min. 200 att.) since Steve McNair in 2003 (8.04). In Week 12 at Houston, Mariota completed 22 of 23 passes for 303 yards and two TDs with no INTs, a 95.7 completion percentage that was the second-best single-game mark in NFL history (min. 20 att.) behind only Chargers QB Philip Rivers' 96.6 percentage recorded the previous day vs. Arizona.

Under LaFleur's direction, Tennessee's offense had one of its finest seasons in team history when it came to taking care of the football, finishing tied for No. 7 in the league with 18 giveaways, tied for the fourth fewest in a season in franchise annals. The Titans set a single-season team record with only six fumbles lost on the season, which was tied for No. 4 in the NFL in 2018. The offense also contributed to the Titans being called for only 82 penalties on the season, the fewest in the league in 2018 and the few-



est in franchise history in a 16-game season (since 1978).

Tennessee's offense suffered a significant blow when TE Delanie Walker, who earned Pro Bowl honors in three consecutive seasons (2015-17), sustained a season-ending ankle injury in Week 1 at Miami. The Titans' other tight ends (Jonnu Smith, Anthony Firkser, Luke Stocker, MyCole Pruitt) went on to combine for 750 yards and seven TDs on 63 receptions (11.9 avg.).

As offensive coordinator for the Rams in 2017, LaFleur was part of a staff that helped the team improve its win total by seven games (4-12 to 11-5) as Los Angeles took home the NFC West crown for the first time since 2003. The Rams led the league in scoring with an average of 29.9 points per game, more than doubling their average from 2016 (14.0 ppg) as they became the first team in the Super Bowl era (since 1966) to go from last to first in the NFL in scoring in one season. The Rams also finished in the top 10 in the league in total offense (No. 10, 361.5 ypg), rushing offense (No. 8, 122.1 ypg), passing offense (No. 10, 239.4 ypg) and third-down percentage (No. 9, 41.1).

RB Todd Gurley was named AP Offensive Player of the Year after leading the league in yards from scrimmage (2,093) and rushing TDs (13) and ranking No. 2 in the NFL with a career-high 1,305 rushing yards. QB Jared Goff finished in the top 10 in the league in passer rating (No. 5, 100.5), passing yards (No. 10, 3,804), passing TDs (t-No. 5, 28) and INT percentage (No. 5, 1.47). The Rams threw only seven INTs on the season, the fewest in the NFL in 2017 and tied for the fewest in a season in franchise history (1969).

LaFleur joined the Rams after serving as the quarterbacks coach for the Atlanta Falcons in 2015-16. In 2016, he was a member of an offensive staff that helped the Falcons win the NFC title and set franchise records for total yards per game (415.8), points scored (540), net passing yards per game (295.3) and yards per play (6.7). LaFleur tutored QB Matt Ryan as he set single-season franchise marks for passing yards (4,944), completion percentage (69.9) and TD passes (38) along with an average of 9.26 yards per attempt that ranked No. 1 in league history among QBs with 500-plus attempts. Ryan led the league with a 117.1 passer rating, the seventh highest in a season in NFL history, on his way to being named NFL Most Valuable Player and Offensive Player of the Year by AP.

LaFleur spent the 2014 season coaching quarterbacks at the University of Notre Dame, where he helped QB Everett Golson throw for 3,445 yards and 29 TDs, both good for No. 3 in single-season school annals. Golson completed a school-record 25 consecutive passes in a game vs. Syracuse, eclipsing the previous mark of 14 straight held by three different quarterbacks.

From 2010-13, LaFleur served as quarterbacks coach for the Washington Football Team. In 2012, he tutored rookie Robert Griffin III, who became the first QB in team history to win AP Offensive Rookie of the Year and the first Washington rookie QB to be selected to the Pro Bowl. Washington finished 10-6 on the season, taking home its first NFC East crown in 13 years. Griffin completed 258 of 393 passes (65.6 percent) for 3,200 yards and 20 TDs with just five INTs, and set NFL rookie records for passer rating (102.4), interception percentage (1.27) and rushing yards by a QB (815). Washington ranked No. 4 in the league in 2012 in scoring (27.3 ppg), the second-best average in team history (27.7 in 1999), and led the NFL with a franchise-low 14 giveaways on the season.

In 2011, veteran QB Rex Grossman started 13 games and posted career highs for completions (265) and passing yards per game (242.4) under LaFleur's direction. In his first



season in Washington, LaFleur helped the team finish No. 8 in the league in passing offense (244.6 ypg), the team's best average since 1999 (245.4 ypg). Veteran QB Donovan McNabb started 13 contests in 2010 and ranked No. 8 in the league with an average of 259.8 passing yards per game.

LaFleur's first NFL coaching experience came with Houston as an offensive assistant in 2008-09, where he was part of a staff that helped the Texans rank in the top five in the league in total offense and passing offense in both of those seasons. In 2009, LaFleur assisted offensive coordinator/quarterbacks coach Kyle Shanahan with the QBs as the Texans ranked No. 4 in the league in total offense (383.1 ypg), highlighted by a passing game that ranked No. 1 in the NFL (franchise-record average of 290.9 ypg) as QB Matt Schaub led the league and set single-season team records for passing yards (4,770) and completions (396). In 2008, LaFleur assisted wide receivers coach Larry Kirksey as Houston ranked No. 3 in the league in total offense (382.1 ypg) and No. 4 in passing offense (266.7 ypg), with WR Andre Johnson leading the NFL in receptions (team-record 115) and receiving yards (1,575).

In 2007, LaFleur served as the offensive coordinator at Ashland (Ohio) University, where he helped the Eagles score a then-school-record 440 points and average 528.2 yards of offense per game on the way to an NCAA Division II postseason appearance, the team's first since 1997.

LaFleur began his coaching career as an offensive assistant at Saginaw Valley State in 2003 before working as a graduate assistant at Central Michigan in 2004-05. He also coached quarterbacks and wide receivers at Northern Michigan in 2006.

Born Nov. 3, 1979, in Mount Pleasant, Mich., LaFleur played quarterback at Saginaw Valley State (2000-02), where he guided the Cardinals to three straight NCAA Division II playoff appearances and earned second-team All-Great Lakes Intercollegiate Athletic Conference honors in all three seasons. He ranks No. 3 in school history in passing yards (7,699), completions (560) and passing TDs (67). LaFleur began his college career as a wide receiver at Western Michigan (1998-99) before transferring to SVSU. Following his college career, LaFleur played in the National Indoor Football League for the Omaha Beef in 2003 and the Billings Outlaws in 2004.

LaFleur's younger brother, Mike, is currently the offensive coordinator for the New York Jets. Their father, Dennis, was a starting linebacker on Central Michigan's 1974 national champion team and went on to be a defensive assistant coach for the Chippewas for 22 seasons (1976-97). Following his time at CMU, Dennis also served as the head coach for four seasons and as an assistant coach for 13 seasons at Mount Pleasant (Mich.) High School.

LaFleur and his wife, BreAnne, reside in De Pere with their two sons, Luke and Ty.



JOE BARRY

Defensive Coordinator

20th NFL Season // First Packers Season

Entering his 20th season coaching in the NFL, Joe Barry begins his first year with the Packers in 2021 as the team's

defensive coordinator.

Named to his position on Feb. 8, 2021, by Head Coach Matt LaFleur, Barry comes to Green Bay after spending the past four seasons with the Los Angeles Rams as assistant head coach/linebackers. He brings four seasons of experience as a defensive coordinator in the NFL, having spent two years (2007-08) with Detroit and two seasons with Washington (2015-16). During his time as a defensive coordinator, Barry guided his units to top-five rankings in the NFL in forced fumbles in all four of those seasons.

During his four seasons with the Rams, Barry was a part of a defensive staff that helped the team rank No. 2 in the NFL over that span in sacks (192.0), tied for No. 2 in takeaways (104) and interceptions (63), No. 7 in overall defense (329.9 ypg) and No. 9 in scoring defense (21.5 ppg), one of only three teams in the league (New Orleans, Pittsburgh) to finish in the top 10 in all five categories. Barry's linebackers accounted for 91.0 sacks from 2017-20, No. 7 in the NFL over that span (per Sportradar), as well as 12 interceptions (tied for No. 6) and 26 forced fumbles (No. 7).

The 2020 season saw the Rams lead the league in both scoring defense (18.5 ppg) and overall defense (281.9 ypg), the first time in franchise history that the team led the NFL in both categories. Los Angeles also led the NFL in pass defense (190.7 ypg) for the first time in team annals and ranked No. 2 in the NFL with 53.0 sacks. Under Barry's tutelage, LB Leonard Floyd posted a career-high 10½ sacks in his first season with the Rams after recording 11½ sacks in his previous three seasons (2017-19) with Chicago. Floyd also ranked No. 2 on the team in both QB hits (career-high 19) and tackles for a loss (career-best 11.0).

Under Barry's guidance in 2019, LB Cory Littleton led the team and ranked No. 8 in the NFL with a career-high 134 tackles (78 solo) while also posting 3½ sacks, two forced fumbles, nine passes defended and two INTs. Littleton's 22 passes defended from 2018-19 led all NFL linebackers and was the best two-year total since Panthers LB Luke Kuechly registered 22 from 2014-15. Also under Barry's tutelage, undrafted rookie LB Troy Reeder played in all 16 games with eight starts, finishing the season with 53 tackles (32 solo) and two forced fumbles, including a career-high 13 tackles (eight solo) in his first career start at Seattle in Week 5, the second most by an NFL rookie in a game in 2019.

Barry helped Littleton to a career year in his first season as a starter in 2018 as he registered a team-high 125 tackles (career-high 90 solo), a career-best four sacks, a career-high three INTs and 13 passes defended, the most by an NFL linebacker in 2018 and the most by a Rams LB since Sportradar began tracking in 2000. In Barry's first season with the Rams in 2017, his linebackers helped the team to top-five rankings in both takeaways (28, No. 5) and sacks (48.0, No. 4), including five INTs from the linebackers (tied for No. 1 in the NFL). LBs Alec Ogletree (team-high 128) and Mark Barron (108) both registered 100-plus tackles, with Barron tying for the league lead among LBs with a career-high three INTs and Ogletree ranking tied for No. 2 among LBs with 10 passes defended.

From 2015-16, Barry served as the defensive coordinator for the Washington Football Team, where he helped the club rank No. 3 in the NFL over that span in forced fumbles (39), tied for No. 10 in sacks (76.0) and tied for No. 11 in takeaways (48). In 2016, Barry's defense was tied for No. 9 in



AT A GLANCE ...

- Joined the Packers on Feb. 8, 2021.
- Has four seasons of experience in the NFL as a defensive coordinator (Detroit, 2007-08; Washington, 2015-16) and 19 years of coaching experience in the league.
- During his time as a defensive coordinator, guided his units to top-five rankings in the NFL in forced fumbles in all four of those seasons.
- Has been a part of coaching staffs that have helped the team rank No. 1 in the league in overall defense three times during his career (2002 and 2005 with Tampa Bay, 2020 with the Los Angeles Rams).
- Spent the past four seasons (2017-20) with the Los Angeles Rams, where he was part of a staff that helped them lead the league in both scoring defense (18.5 ppg) and overall defense (281.9 ypg) in 2020, the first time in team history that the club led the NFL in both categories.
- During his two years with Washington (2015-16), helped the team rank No. 3 in the NFL in forced fumbles (39), tied for No. 10 in sacks (76.0) and tied for No. 11 in takeaways (48) over that span.
- As defensive coordinator in Detroit (2007-08), helped the Lions rank No. 1 in the league over that span in opponent fumbles recovered (34) and tied for No. 1 in forced fumbles (47).
- Coached linebackers for seven seasons (2001-06, 2009) with the Buccaneers, helping the defense to top-10 rankings in five consecutive seasons (2001-05), including No. 1 overall finishes in both 2002 and 2005.
- Tutored Hall of Fame LB Derrick Brooks during his time with the Buccaneers, helping him earn All-Pro honors from *The Associated Press* three times (2002, 2004-05) as well as the NFL's Defensive Player of the Year in 2002, the same season that Tampa Bay won its first Super Bowl title.

COACHING BACKGROUND

Years	College/Pro Team	Position Coached
1995	Univ. of Southern California.....	Graduate Assistant/ Defensive Line
1996-98	Northern Arizona Univ.	Linebackers/Defensive Ends
1999	Univ. of Nevada-Las Vegas.....	Linebackers
2000	San Francisco 49ers.....	Defensive Quality Control
2001-06	Tampa Bay Buccaneers.....	Linebackers
2007-08	Detroit Lions.....	Defensive Coordinator
2009	Tampa Bay Buccaneers.....	Linebackers
2010-11	Univ. of Southern California	Linebackers
2012-14	San Diego Chargers.....	Linebackers
2015-16	Washington Football Team.....	Defensive Coordinator
2017-20	Los Angeles Rams - Assistant Head Coach/Linebackers	
2021	Green Bay Packers.....	Defensive Coordinator

the NFL with 38.0 sacks, with LB Ryan Kerrigan ranking No. 8 in the NFL with 11.0 sacks and LB Trent Murphy adding a career-high 9.0, the first time since 2009 that Washington had two players register nine-plus sacks in the same season. Washington had 32 different players log a defensive snap in '16, with 21 of them starting at least one game for a team that won the NFC East.

In Barry's first season with Washington, the team was tied for the league lead in both forced fumbles (22) and opponent fumble recoveries (15). Washington was tied for No. 8 in the NFL in 2015 with 27 takeaways, including 26 in the final 14 weeks of the season, tied for No. 3 in the league over that span. The team forced three-plus turnovers in five games on the season, tied for No. 3 in the NFL, and Barry's defense ranked No. 17 in scoring defense (23.7 ppg) after Washington was tied for No. 29 in the category in 2014 (27.4 ppg).

Before joining Washington in 2015, Barry spent the previous three seasons (2012-14) coaching linebackers for the

San Diego Chargers, where he was a part of a staff that helped the team to No. 9 rankings in overall defense in both 2012 and 2014. In Barry's first season, the Chargers registered 38.0 sacks (tied for No. 11 in the NFL), 21 of which were tallied by the team's linebackers, including a team-best 9½ from Shaun Phillips. Demorrio Williams posted two INT returns for TDs in '14, the first San Diego LB to do so in a season since 1979.

Barry spent the 2010-11 seasons as linebackers coach at USC, his second stint coaching at his alma mater. He tutored LB Malcolm Smith in 2010, a seventh-round pick of Seattle in 2011 who would go on to be named MVP of Super Bowl XLVIII with the Seahawks. Barry came to USC after one season as linebackers coach with Tampa Bay in 2009, his second stint with the Buccaneers.

From 2007-08, Barry served as the defensive coordinator for the Detroit Lions, where he helped the team rank No. 1 in the league over that span in opponent fumbles recovered (34) and tied for No. 1 in forced fumbles (47). The Lions were tied for No. 3 in the NFL with 35 takeaways in 2007, the most posted by Detroit over the past 20 seasons (2001-20), and registered 37.0 sacks, tied for No. 9 in the league.

Barry came to Detroit after coaching the linebackers in Tampa Bay for six seasons (2001-06), a stretch that saw the Buccaneers lead the league in passing defense (177.2 ypg) and rank No. 2 in scoring defense (17.4 ppg), overall defense (285.7) and interceptions (123) over that span. He was part of a staff that helped Tampa Bay's defense to top-10 rankings in five consecutive seasons (2001-05), one of only two teams to do so over that span (Pittsburgh), including No. 1 overall finishes in both 2002 and 2005.

Barry tutored Hall of Fame LB Derrick Brooks, helping him earn first-team All-Pro honors from *The Associated Press* three times (2002, 2004-05), Pro Bowl recognition in all six of those seasons and a spot on the NFL's All-Decade Team for the 2000s. Brooks was named the NFL's Defensive

Player of the Year in 2002, the same season that Tampa Bay won its first Super Bowl title, and posted 170 tackles (117 solo) and a career-high five INTs. Brooks racked up 218 return yards on those INTs in '02, the most by an LB in a season in NFL history, and he became the only LB in league history to return three INTs for TDs in a season. LB Shelton Quarles also earned the lone Pro Bowl selection of his career under Barry's tutelage in 2002 after ranking No. 2 on the team with 159 tackles (84 solo) along with a career-high two INTs.

Barry's first NFL coaching position came in 2000 when he served as a defensive quality control coach for the San Francisco 49ers. He spent the previous five seasons in the collegiate coaching ranks, serving as the linebackers coach at UNLV (1999), the linebackers/defensive ends coach at Northern Arizona (1996-98) and as a graduate assistant/defensive line at USC in 1995.

Barry played linebacker at the University of Michigan from 1989-90 before transferring to USC and earning two letters for the Trojans in 1992-93. His father, Mike, coached 28 seasons at the collegiate level, two seasons in the USFL and three seasons with the Detroit Lions (2006-08). Barry's father-in-law, Rod Marinelli, who has 25 years of coaching experience in the NFL, is currently the defensive line coach for the Las Vegas Raiders.

Barry was born July 5, 1970, in Murphysboro, Ill. He and his wife, Chris, have two daughters, Camryn and Lauren, and twin sons, Nick and Sam.

EARNING THE HONOR

While the Packers achieved the ultimate team success on the field in 2010, winning the franchise's 13th world championship and fourth Super Bowl, there were also a number of individual accolades that accompanied the collective accomplishment.

When the initial voting for the Pro Bowl was released, five Green Bay players (T Chad Clifton, S Nick Collins, WR Greg Jennings, LB Clay Matthews and CB Charles Woodson) were named to the NFC's all-star team. Following the addition of three alternates (WR Donald Driver, LB A.J. Hawk and CB Tramon Williams), the Packers' list grew to eight players. The eight selections were tied for the third most in team history and were the largest representation the organization had on the Pro Bowl roster since it sent nine in 1967.

Fortunately, though, none of the Packers' selections ever appeared in the game (played Jan. 30, 2011), as they were preoccupied with preparations for the upcoming Super Bowl XLV on Feb. 6.

A look at the most-represented Packers teams in terms of Pro Bowl selections since the game's inception following the 1938 season. The Packers played as a team in the 1939 game and therefore that year isn't included.

Number of players selected	Season	Players
9	1962	LB B.Forester, T F.Gregg, G J.Kramer, TE R.Kramer, RB T.Moore, C J.Ringo, QB B.Starr, FB J.Taylor, S W.Wood
9	1967	CB H.Adderley, K D.Chandler, DE W.Davis, WR B.Dowler, T F.Gregg, DB B.Jeter, G J.Kramer, LB D.Robinson, S W.Wood
8	1960	LB D.Currie, LB B.Forester, T F.Gregg, RB Hornung, DT H.Jordan, C J.Ringo, QB B.Starr, FB J.Taylor
8	1961	LB B.Forester, T F.Gregg, DT H.Jordan, E Max McGee, C J.Ringo, QB B.Starr, FB J.Taylor, DE J.Whittenton
8	1963	CB H.Adderley, DE W.Davis, T F.Gregg, DT H.Jordan, G J.Kramer, C J.Ringo, FB J.Taylor, DB J.Whittenton
8	1966	CB H.Adderley, DE W.Davis, T F.Gregg, DT H.Jordan, LB D.Robinson, T B.Skoronski, QB B.Starr, S W.Wood
8	2010	T C.Clifton, S N.Collins, WR D.Driver, LB A.Hawk, WR G.Jennings, LB C.Matthews, CB T.Williams, CB C.Woodson



MAURICE DRAYTON

Special Teams Coordinator

Sixth NFL Season // Fourth Packers Season

Entering his 23rd season in coaching, Maurice Drayton begins his fourth year with the Packers and his first as special teams coordinator in 2021. Promoted to his current position on Feb. 8, 2021, by Head Coach Matt LaFleur, Drayton spent the previous three seasons as Green Bay's assistant special teams coach. He came to the Packers after spending the 2016-17 seasons in the same role with the Indianapolis Colts.

In 2020, Drayton worked with K Mason Crosby, who set a single-season team record for field-goal percentage by connecting on all 16 attempts. That bested the previous mark of 91.7 percent set by Crosby in 2019 (22-24) and K Jan Stenerud in 1981 (22-24). Crosby's 95.0 FG percentage (38-40) over the past two seasons ranks No. 3 in the NFL over that span.

Drayton has also worked with P JK Scott, who recorded the second-best (45.5 in 2020) and fourth-best (44.7 in 2019) single-season marks for gross punting average in team history (min. 35 att.). He ranked No. 9 in the NFL with 29 punts inside the 20 in '19, the most by a Packer since 2012.

Drayton was part of an Indianapolis special teams staff in 2017 that helped rookie P Rigoberto Sanchez finish No. 4 in the NFL in net punting average (42.6) and earn a spot on the PFWA All-Rookie team. In two seasons with the assistance of Drayton, K Adam Vinatieri registered his 19th and 20th 100-point seasons, extending his NFL record. Drayton's 2016 season in Indianapolis saw him assist P Pat McAfee in earning his second career Pro Bowl selection after he led the league with a team-record 49.3-yard average. The Colts also ranked No. 4 in the NFL in kickoff return average (25.1) in '16.


Drayton brings 14 years of collegiate coaching experience to Green Bay, including nine total seasons at his alma mater, The Citadel. In 2014-15, Drayton was the assistant head coach/defensive coordinator/cornerbacks coach at The Citadel, where he helped the defense set numerous records in '15 as the Bulldogs won a share of the Southern Conference title. The team won six of its conference games that season, tying a school record, and the Bulldogs' nine total wins were the second most in school history. They ranked No. 2 in the conference in scoring defense, total defense, rushing defense and sacks in 2015. The program also led the conference with 31 takeaways, 11 fumble recoveries, 10 passing TDs allowed and a 36.5 opponent third-down conversion percentage.

Also in 2015, the defense registered 515 INT return yards and five INTs returned for TDs, the most in the FCS, and ranked No. 3 in the FCS with 20 INTs. DL Mitchell Jeter was named the conference's Defensive Player of the Year, and Jeter and CB Dee Delaney earned All-America recognition.

In 2013, Drayton was a guest coach (defense/special teams) with the Canadian Football League's Montreal Alouettes, and he spent the 2012 season as secondary coach at Southern Mississippi. Under the tutelage of Drayton, Golden Eagles DB Kalan Reed posted 21 tackles (13 solo), two passes defended and an INT returned for a TD as a true freshman. Reed went on to play for the Tennessee Titans for two seasons (2016-17) and spent time with the Seattle Seahawks in 2018-19.

In 2010-11, Drayton coached at Coastal Carolina, serving as assistant head coach/special teams/wide receivers, and helped the program win its first Big South Conference title since 2006. WR Niccolo Mastromatteo earned second-team All-Big South honors as a punt returner under Drayton's tutelage in 2010-11, and Drayton also coached WR Matt Hazel, who earned second-team All-Big South honors in 2011.

Prior to his time with the Chanticleers, Drayton was the special teams/defensive backs coach at South Carolina State (2008-09), where the Bulldogs won two Mid-Eastern Athletic



AT A GLANCE ...

- Was promoted to special teams coordinator on Feb. 8, 2021, after serving as Green Bay's assistant special teams coach for three seasons (2018-20).
- Worked with K Mason Crosby, who set a single-season franchise record for field-goal percentage (min. one att. per game) by connecting on all 16 of his FG attempts in 2020.
- Helped P JK Scott register the second-best (45.5-yard average in 2020) and fourth-best (44.7-yard average in 2019) single-season marks for gross punting average in team history (min. 35 att.).
- Enters his sixth season coaching special teams in the NFL, having previously worked for the Indianapolis Colts in 2016-17.
- Helped Colts P Rigoberto Sanchez earn a spot on the PFWA All-Rookie team in 2017 and coached P Pat McAfee as he earned his second career Pro Bowl selection after he led the league in punting average (team-record 49.3-yard avg.) in 2016.
- Has 14 years of collegiate coaching experience, including nine years at The Citadel.

COACHING BACKGROUND

Years	College/Pro Team	Position Coached
1999	The Citadel	Graduate Assistant/Secondary
2000	The Citadel	Tight Ends/Offensive Tackles
2000-02	Charleston Swamp Foxes (Arena 2)	Assistant Coach
2001	The Citadel	Wide Receivers
2002	The Citadel	Outside Linebackers
2003-05	The Citadel	Secondary/Special Teams
2006	Seinajoki (Finland) Crocodiles	Defensive Coordinator
2007	Goose Creek (S.C.) High School	Assistant Coach
2008-09	South Carolina State	Special Teams/Defensive Backs
2010-11	Coastal Carolina	Asst. Head Coach/ Special Teams/Wide Receivers
2012	Southern Mississippi	Secondary
2013	Montreal Alouettes	Guest Coach (Defense/Special Teams)
2014-15	The Citadel	Asst. Head Coach/ Defensive Coordinator/CBs
2016-17	Indianapolis Colts	Assistant Special Teams
2018-20	Green Bay Packers	Assistant Special Teams
2021	Green Bay Packers	Special Teams Coordinator

Conference titles and made two NCAA playoff appearances. In 2009, SCSU ranked No. 7 in the nation in pass defense and No. 5 in total defense. Drayton coached S Rafael Bush, who spent eight seasons in the NFL (2011-18), and CB Phillip Adams, who spent six seasons in the NFL (2010-15). Drayton's first year with the Bulldogs in 2008 saw his defensive backfield help the team lead the conference with 19 INTs.

Drayton spent the 2007 season as an assistant coach and administrator at Goose Creek (S.C.) High School after serving as the defensive coordinator of the Seinajoki (Finland) Crocodiles of the European Football League in 2006.

His first coaching experience came as a graduate assistant/secondary coach at his alma mater in 1999, followed by one season as tight ends/offensive tackles coach. While spending three years (2000-02) as an assistant coach with the Charleston Swamp Foxes (Arena 2), Drayton continued to coach at The Citadel, serving as WRs coach (2001), QBs coach (2002) and secondary/special teams coach/recruiting coordinator (2003-05). As a recruiter, Drayton brought in WR Andre Roberts, a two-time Pro Bowl returner with the Buffalo Bills.

As a collegiate cornerback, Drayton tallied 145 tackles, 17 passes defended and three INTs in his career for the Bulldogs (1994-98). He earned a bachelor's degree in physical education and a master's degree in secondary administration from The Citadel.

Drayton was born Oct. 5, 1976. He and his wife live in Green Bay with their two children.



CHRIS GIZZI

Strength and Conditioning Coordinator

Eighth Season as NFL Coach // Eighth Packers Season

Chris Gizzi enters his eighth season on Green Bay's coaching staff in 2021 and his third as strength and conditioning coordinator, having been promoted to the position on Feb. 18, 2019, by Head Coach Matt LaFleur.

Originally hired by the Packers on February 7, 2014, Gizzi spent five seasons with the organization (2014-18) as a strength and conditioning assistant. Prior to coming to Green Bay, he spent the 2013 season as an assistant football strength and conditioning coach for the University of North Carolina. Before joining the Tar Heels at the start of the college football season, Gizzi served as a strength and conditioning intern with the Packers during the 2013 offseason and training camp. His first coaching experience came in 1998 when he served as a graduate assistant defensive coach at the Air Force Academy. He also served as a defensive quality control coach at Air Force in 1999.

In his first season as strength and conditioning coordinator, the Packers had 28 players appear in all 16 regular-season games, the most in the NFL in 2019. For Green Bay, it tied the top mark posted by the team over the past 20 seasons (2000-19), matching the number of players to play in all 16 games in 2000 and 2014.

As a player, Gizzi entered the NFL as an undrafted free agent with the Denver Broncos in 1998. A 1997 graduate of the Air Force Academy, the linebacker participated in the Broncos' offseason activities in '98 and '99, but spent both seasons on the reserve/military list while honoring his commitment to the United States military.

Upon completing his military duty in 2000, Gizzi returned to the Broncos and played in all four preseason contests before he was released by the team in the final roster reduction. Gizzi was acquired by the Packers off waivers on the eve of the 2000 regular season and spent time on both the 53-man roster and the practice squad during his first season with the club. The first-year linebacker played in 11 games and ranked fifth on the club with eight special teams tackles.

Gizzi returned to the Packers in 2001 and played in 12 games, making the first and only start of his career in Week 3 at Carolina. Gizzi tallied four tackles (three solo) in the 28-7 win over the Panthers and finished the season with nine tackles (six solo) before he was placed on injured reserve in Week 15.

A two-year starter and three-time letterwinner (1994, 1996-97) at Air Force, Gizzi played in 38 games for the Falcons, finishing his career with 342 tackles (155 solo), including 26 for a loss, and 10 sacks. The standout de-

AT A GLANCE ...

- Was promoted to strength and conditioning coordinator on Feb. 18, 2019.
- Joined the Packers on Feb. 7, 2014, as a strength and conditioning assistant and served in that position for five seasons (2014-18). Also worked as a strength and conditioning intern with the team during the 2013 offseason and training camp.
- Spent the 2013 season as an assistant football strength and conditioning coach for the University of North Carolina.
- Appeared in 23 games for the Packers as a linebacker in 2000-01, ranking No. 5 on the team with eight tackles on special teams in 2000.
- Entered the NFL as an undrafted free agent with the Denver Broncos in 1998. Participated in the Broncos' offseason activities in '98 and '99, but spent both seasons on the reserve/military list while honoring his commitment to the United States military.
- Earned back-to-back Western Athletic Conference Defensive Player of the Year awards in 1996-97 at Air Force, becoming only the second player in the Academy's history to do so, and led the WAC with 179 tackles as a senior. Was inducted into the Air Force Athletics Hall of Fame in May 2019.

COACHING BACKGROUND

Years	College/Pro Team	Position Coached
1998	Air Force Academy	Graduate Assistant
1999	Air Force Academy	Defensive Quality Control Coach
2013	Univ. of North Carolina	Assistant Strength and Conditioning
2014-18	Green Bay Packers	Strength and Conditioning Assistant
2019-21	Green Bay Packers	Strength and Conditioning Coordinator

fender earned back-to-back Western Athletic Conference Defensive Player of the Year awards in 1996-97, becoming only the second player in the Academy's history to do so, and led the WAC with 179 tackles as a senior. In May 2019, Gizzi was inducted into the Air Force Athletics Hall of Fame.

The 46-year-old Gizzi holds a B.S. in psychology from Air Force, an M.S. in human performance and injury prevention from California University (Pa.) and a doctorate from A.T. Still University. Gizzi is also certified as a sports performance coach by USA Weightlifting, a certified strength and conditioning specialist by the National Strength and Conditioning Association and a performance-enhancement and corrective-exercise specialist by the National Academy of Sports Medicine.

Gizzi was born March 8, 1975, in Cleveland, Ohio, and currently resides in Green Bay. He and his wife, Jennifer, have two daughters, Alice, 10, and Abigail, 6, and two sons, A.J., 8, and Atticus, 4.

TITLETOWN: GREEN BAY, WIS.

On Dec. 6, 1961, three days after the Packers clinched the Western Conference title and were assured of playing host to the NFL Championship Game in Green Bay for the first time, civic leaders adopted the nickname "Tittletown, U.S.A."

Some 110 men and women from all walks of civic and business life in Green Bay agreed to the idea — the brainchild of Jack Yuenger, the *Green Bay Press-Gazette's* advertising manager at the time — during a breakfast at the old downtown Beaumont Hotel. Festivities were to start following the Packers' final regular-season game in Los Angeles on Dec. 17.

The group made plans to hang Tittletown banners and signs in the downtown area; held a number of events, including a Christmas party for the Packers on Dec. 23 at the Brown County Veterans Memorial Arena; and wrote a song, "Tittletown, U.S.A.," to the tune of "Mr. Touchdown."

The community enthusiastically greeted the idea to the point where it still uses the nickname, and the Packers did their part on Dec. 31 by beating the Giants, 37-0, in the first postseason game ever played at what is now Lambeau Field.



NATHANIEL HACKETT

Offensive Coordinator

13th NFL Season // Third Packers Season

Entering his 13th season coaching in the NFL, Nathaniel Hackett begins his third year with the Packers in 2021 as the club's offensive coordinator.

Named to his position on Jan. 16, 2019, by Head Coach Matt LaFleur, Hackett served as the offensive coordinator for the Jacksonville Jaguars for the previous three seasons (2016-18), having initially assumed the role in Week 9 of the 2016 campaign. He also served as the offensive coordinator for the Buffalo Bills for two seasons (2013-14). Hackett's first NFL coaching experience came with the Tampa Bay Buccaneers, where he served as the offensive quality control coach in 2006-07. He also worked as the offensive quality control coach with the Bills in 2008-09.

In 2020, Hackett helped the Packers rank No. 1 in scoring (31.8 ppg), touchdowns (66), giveaways (franchise-record 11), zero-giveaway games (team-record 10), red-zone TD percentage (team-record 80.0) and time of possession (32:29) and No. 2 in third-down percentage (team-record 49.4). Green Bay became just the third team in league history to record 500-plus points and 11 or fewer giveaways in a season, and its red-zone TD percentage was the top mark posted in the NFL over the past 40 seasons. The Packers ranked tied for No. 2 in the NFL in sacks allowed (21), the fourth fewest by Green Bay in a 16-game season, and the team allowed one sack or zero sacks in a league-best 13 games, tied for the most in team history (2004). Green Bay also posted a franchise-record 358 first downs and lost only six fumbles, tied for the fewest in a season in team annals.

The Packers featured four players (WR Davante Adams, T David Bakhtiari, C Corey Linsley, QB Aaron Rodgers) who earned first-team All-Pro honors from *The Associated Press*, Green Bay's most first-team selections on offense since 1962 (six). Rodgers led the NFL in passer rating (121.5), passing TDs (team-record 48), completion percentage (team-record 70.7) and interception percentage (0.95), the first NFL quarterback to lead the league in all four categories since Steve Young in 1992, on his way to earning league MVP honors. Adams set a single-season franchise record with 115 receptions and tied the single-season team mark with 18 receiving TDs as he became the first player in NFL history to register 100-plus receptions and 18-plus TD catches in a season.

In Hackett's first season with the Packers in 2019, he helped guide the offense to a No. 2 league ranking in giveaways with just 13, tied for the second-best mark in team annals, and a No. 1 ranking for zero-giveaway games (nine). Green Bay's rushing attack was led by RB Aaron Jones, who posted 1,084 rushing yards and a career-best 16 rushing TDs, which was tied for the most in the NFL in '19 and was the second most in team history behind only FB Jim Taylor (19 in 1962). Rodgers led the league in interception percentage (0.70) and tied for the league lead with 12 zero-INT games.

In 2018, Hackett helped the Jaguars register back-to-back games with 500-plus yards of total offense for the first time in team history, with 503 yards vs. the N.Y. Jets in Week 4 and 502 yards at Kansas City in Week 5. QB Blake Bortles set a single-season franchise record with three games with 375-plus passing yards, with all three of those performances coming in the first five games of the season. That included his 376-yard effort with four TD passes in Jacksonville's 31-20 win in Week 2 over the eventual Super Bowl champion New England Patriots as the Jaguars



AT A GLANCE ...

- Joined the Packers on Jan. 16, 2019.
- Has seven seasons of experience in the NFL as an offensive coordinator (Buffalo, 2013-14; Jacksonville, 2016-18; Green Bay, 2019-20) and 12 years of coaching experience in the league.
- Helped the Packers post just 24 giveaways over the past two seasons (2019-20), tied for the second fewest in league history over a two-year span behind only New England in 2016-17 (23). Green Bay's 19 zero-giveaway games from 2019-20 are tied for the most in league history over a two-season span with the 2010-11 Patriots.
- In 2020, helped the Packers rank No. 1 in the NFL in scoring (31.8 ppg), touchdowns (66), giveaways (franchise-record 11), zero-giveaway games (team-record 10), red-zone TD percentage (team-record 80.0) and time of possession (32:29) and No. 2 in third-down percentage (team-record 49.4).
- In 2017, helped guide the Jaguars to a No. 1 league ranking in rushing (141.4 ypg) for the first time in team history on their way to an appearance in the AFC Championship Game.
- In his first season as an NFL offensive coordinator in 2013, oversaw a Buffalo offense that ranked No. 2 in the NFL in rushing (144.2 ypg), the best average posted by the Bills since 1992.
- As offensive coordinator and tight ends/quarterbacks coach at Syracuse in 2012, helped the Orange set school single-season records for total offense (6,188 yards), yards per game (476.0), passing yards (3,757), TD passes (26), completions (295) and first downs (328).
- Began his coaching career at his alma mater, University of California, Davis, in 2003. Also spent three seasons at Stanford (2003-05) and four seasons as an NFL offensive quality control coach (Tampa Bay, 2006-07; Buffalo, 2008-09).

COACHING BACKGROUND

Years	College/Pro Team	Position Coached
2003	Univ. of California, Davis	Assistant Linebackers
2003-04	Stanford University	Assistant to Coordinators
2005	Stanford University	Specialists Coach/ Recruiting Coordinator
2006-07	Tampa Bay Buccaneers	Offensive Quality Control
2008-09	Buffalo Bills	Offensive Quality Control
2010	Syracuse University	Quarterbacks/ Passing Game/Tight Ends
2011-12	Syracuse University	Offensive Coordinator/Tight Ends
2013-14	Buffalo Bills	Offensive Coordinator
2015-16	Jacksonville Jaguars	Quarterbacks
2016-18	Jacksonville Jaguars	Offensive Coordinator
2019-21	Green Bay Packers	Offensive Coordinator

racked up 480 total yards of offense, the most allowed by the Patriots all season.

In 2017, Hackett helped the Jaguars lead the league in rushing (141.4 ypg) for the first time in team history on their way to an appearance in the AFC Championship Game. Jacksonville posted a league-best 11 games with 135-plus rushing yards, four more than any other team in '17, and allowed a franchise-low 24 sacks on the season (No. 3 in the NFL). Hackett also guided the offense to a No. 2 ranking in the NFL in red-zone TD percentage (64.0), the top mark posted by the Jaguars in team annals, and a No. 1 league ranking in goal-to-go TD percentage (85.7).

Hackett took over as the offensive coordinator and play-caller for the Jaguars in Week 9 of the 2016 season, and the team improved its rankings in several categories under his direction. In Weeks 9-17, Jacksonville ranked No. 5 in the league in rushing (124.8 ypg) over that span after averaging 72.6 yards per game through Week 8 (No. 30 in the NFL). The Jaguars posted a league-high 112 runs of 4-plus yards in Weeks 9-17 after ranking last in the league with

just 38 runs in the first eight weeks. Hackett also helped the offense rank No. 15 in the league in sacks allowed with 34 on the season after the team gave up 51 in 2015.

Under Hackett's tutelage as the quarterbacks coach in 2015, Bortles set single-season franchise records for passing TDs (35), passing yards (4,428), completions (355) and attempts (606). He also set a team record with a passing TD in 15 consecutive games (Weeks 1-7, 9-16) and posted a franchise-record 72 completions of 20-plus yards. Bortles is one of only four QBs in league history (Steve Young, Daunte Culpepper, Rodgers) to post 4,000 passing yards, 35-plus passing TDs and 300-plus rushing yards in a season, and became the youngest to accomplish the feat by doing so at age 23 in '15. Hackett helped Bortles join Dan Marino (48 in 1984) and Matthew Stafford (41 in 2011) as the only QBs in NFL history to throw 35-plus TD passes at age 23 or younger. In 2016, Bortles joined Rodgers (2009-10) as the only QBs in league history to register back-to-back seasons with 3,900-plus passing yards, 20-plus passing TDs and 300-plus rushing yards.

Prior to joining the Jaguars, Hackett directed a Bills offense in 2014 that registered an 86.0 passer rating, the top mark by the team since 2002. Buffalo's quarterbacks combined for only 13 interceptions, the third fewest in franchise history to that point, and the offense registered 33 plays of 25-plus yards, the sixth most in the NFL and the most by a Bills team since 2000. Under Hackett's guidance, WR Sammy Watkins set team rookie records for receiving yards (982), receptions (65) and 100-yard receiving games (four). QB Kyle Orton posted a career-best 64.2 completion percentage, the third-best mark in team history to that point, and a career-high 87.8 passer rating.

In his first season as an NFL offensive coordinator in 2013, Hackett oversaw an offense that ranked No. 2 in the NFL in rushing (144.2 ypg), the best average posted by the Bills since 1992 (152.3 ypg). Buffalo's rushing attack was led by RBs C.J. Spiller (933 yards) and Fred Jackson (890 yards), who became the first duo in franchise history to both register 875-plus rushing yards in the same season and were the lone teammate tandem in the NFL to do so in 2013. QB E.J. Manuel started 10 games and set franchise rookie records for passing TDs (11) and completions (180).

Hackett joined the Bills after three seasons at Syracuse, serving as the offensive coordinator and tight ends/quarterbacks coach in 2011-12 after spending the 2010 season as quarterbacks/passing game/tight ends coach. Under his guidance, the Orange set numerous school records in 2012, including total offense (6,188 yards), yards per game (476.0), passing yards (3,757), TD passes (26), completions (295) and first downs (328). Syracuse featured a 3,000-yard passer, a 1,000-yard rusher and a 1,000-yard receiver in 2012 for the first time in school history and posted seven games with 500-plus yards of total offense. Hackett tutored QB Ryan Nassib, who finished his career at Syracuse with school records for passing yards (9,190), completions (791) and attempts (1,312) while ranking second in TD passes (70).

Prior to joining Syracuse, Hackett served four seasons as an offensive quality control coach in the NFL, first with the Buccaneers (2006-07) and then with the Bills (2008-09). Before that, he spent three seasons at Stanford University, working as the specialists coach and recruiting coordinator in 2005 and as an assistant to the offensive and defensive coordinators in 2003-04. Hackett began his coaching career at his alma mater, University of California, Davis, in 2003, where he served as assistant linebackers coach.

Hackett was a four-year letterman at UC Davis, where he played linebacker and served as the team's long snapper from 1999-2002. He won the George Benelis Award in 1998 as the team's Most Outstanding Redshirt and the Aggie Pride award in 2002 as a senior. Hackett was a part of teams that reached the playoffs in all four of his seasons and finished with a combined 41-9 record.

Hackett's father, Paul, coached 42 seasons (1969-2010) at the college and professional levels, most recently as quarterbacks coach for the Oakland Raiders in 2009-10. Paul was the head coach at the University of Pittsburgh (1989-92) and at the University of Southern California (1998-2000) and was offensive coordinator for the Kansas City Chiefs (1993-97) and N.Y. Jets (2001-04).

Born Dec. 19, 1979, in Fullerton, Calif., Hackett is married to Megan. The couple has two sons, Harrison and London, and two daughters, Briar and Everly.

MODERN INSTANT REPLAY "CHALLENGE" SYSTEM, BY THE NUMBERS

After being first introduced in 1999 as a referee replay review to aid officiating, the instant-replay system was extended on a one-year basis in 2000 before being approved for the next three years through 2003. It was later extended on a five-year basis in March 2004, and then finally installed permanently in March 2007.

Plays can either be reviewed by an on-site NFL replay official or on behalf of a coach's challenge. The following is a look at the results of instant replay over the past 22 regular seasons:

Season	Games	Total Replay		Coaches'	
		Reviews	Challenges	Reversals	
1999	248	195	133	57	
2000	248	247	179	84	
2001	248	258	191	89	
2002	256	294	208	94	
2003	256	255	184	66	
2004	256	283	233	88	
2005	256	295	223	92	
2006	256	311	237	107	
2007	256	327	250	122	
2008	256	315	229	117	
2009	256	328	228	126	
2010	256	361	252	133	
2011	256	390	209	172	
2012	256	435	157	170	
2013	256	423	183	185	
2014	256	439	165	151	
2015	256	415	201	176	
2016	256	345	168	149	
2017	256	429	182	196	
2018	256	349	156	172	
2019	256	417	217	196	
2020	256	364	148	198	
TOTAL	5,608	7,475	4,333	2,940	



LUKE GETSY

Quarterbacks/Passing Game Coordinator

Seventh NFL Season // Seventh Packers Season

Luke Getsy begins his seventh season with the Packers and his second season as quarterbacks/passing game coordinator after being promoted on March 12, 2020.

In his second stint with the team, Getsy was named quarterbacks coach on Jan. 29, 2019, by Head Coach Matt LaFleur, after spending the 2018 season as the offensive coordinator/wide receivers coach at Mississippi State University. He served as the wide receivers coach for the Packers in 2016-17 and offensive quality control coach in 2014-15. Getsy was originally hired by the Packers on Feb. 7, 2014, and then was promoted to wide receivers coach on Feb. 17, 2016.

In 2020, Getsy helped guide an offense that led the league in scoring (31.8 ppg), set an NFL record for red-zone touchdown percentage (80.0 pct., No. 1 in the NFL since 1981) and posted the team's highest third-down percentage since 1970 (49.44 pct.). Getsy coached QB Aaron Rodgers as he earned NFL Most Valuable Player honors from *The Associated Press* for the third time in his career (2011, 2014), joining Peyton Manning, Tom Brady and Brett Favre as the only players to earn the honor three-plus times since 1961. Rodgers' 121.5 passer rating ranked No. 2 in league history behind only his own 122.5 rating in 2011, while his league-leading 48 passing TDs and 70.7 completion percentage both set new team records. Rodgers was also named to his ninth career Pro Bowl and led the league with a 9.60 TD/INT ratio, the top mark in NFL history among QBs with 30-plus passing TDs in a season.

In his first season leading the Packers' quarterback room in 2019, Getsy helped Rodgers earn his eighth career Pro Bowl selection after throwing for 4,002 yards and 26 TDs with four INTs, his second consecutive season with 4,000-plus passing yards, 25-plus passing TDs and four or fewer INTs, the only QB in NFL history to achieve those totals in a single season. Rodgers led the league in INT percentage (0.70), the second-best single-season mark in team history, and tied for the NFL lead with 12 zero-INT games.

In his lone season at Mississippi State in 2018, Getsy helped the Bulldogs rank No. 2 in the Southeastern Conference in rushing offense (223.6 ypg, No. 20 in the nation) and yards per carry (5.66, No. 12 in the nation). MSU rushed for 300-plus yards in four games on the season, the most in the SEC and tied for No. 13 in the FBS. Four different Bulldogs combined for an SEC-best 13 individual 100-yard rushing games, led by QB Nick Fitzgerald (seven). MSU was tied for No. 1 in the FBS in fumbles lost with only three on the season and was tied for No. 3 in the country with just nine total fumbles.

As wide receivers coach with the Packers in 2016-17, Getsy worked with WR Davante Adams, who was the only player in the NFL with 70-plus receptions and 10-plus receiving TDs in both of those seasons. Adams led the team with 74 catches for a team-high 885 yards (12.0 avg.) and 10 TDs in 2017 on his way to earning Pro Bowl recognition for the first time in his career.

In Getsy's first year as receivers coach in 2016, the Packers were one of two teams in the NFL (New Orleans) to have three wide receivers (Jordy Nelson, Adams and Randall Cobb) with 60-plus receptions and 600-plus receiving yards. After missing the 2015 season due to a knee injury, Nelson was named AP NFL Comeback Player of the Year after starting all 16 games and leading the team in all three receiving categories with 97 receptions for 1,257 yards (13.0 avg.) and 14 TDs. Adams posted then-career highs with 75



AT A GLANCE ...

- Promoted to quarterbacks/passing game coordinator on March 12, 2020. Rejoined the Packers on Jan. 29, 2019, as quarterbacks coach. Originally joined the team on Feb. 7, 2014, as offensive quality control coach and then was promoted to wide receivers coach on Feb. 17, 2016.
- In his first season as passing game coordinator in 2020, helped guide an offense that led the league in scoring (31.8 ppg), set an NFL record for red-zone touchdown percentage (80.0 pct., No. 1 in the NFL since 1981) and posted the team's highest third-down percentage since 1970 (49.44 pct.).
- Tutored QB Aaron Rodgers as he earned his third NFL Most Valuable Player award from *The Associated Press* in 2020 and led the league in passer rating (121.5, No. 2 in league history), passing TDs (team-record 48), completion percentage (team-record 70.7 pct.) and interception percentage (0.95 pct.).
- In his first season leading the quarterback room in 2019, helped Rodgers finish with 4,000-plus passing yards, 25-plus TD passes and four or fewer INTs for the second straight season, the only QB to achieve those totals in a season in NFL history.
- As offensive coordinator/wide receivers coach at Mississippi State in 2018, helped the Bulldogs rank No. 2 in the Southeastern Conference in rushing offense (223.6 ypg) and yards per carry (5.66). Also helped MSU rank tied for No. 1 in the FBS in fumbles lost with only three on the season.
- Coached WR Davante Adams with the Packers in 2016-17, who was the only player in the NFL to have 70-plus receptions and 10-plus receiving TDs in both of those seasons.
- Tutored WR Jordy Nelson as he earned NFL Comeback Player of the Year from AP in 2016 after leading the team in all three receiving categories with 97 receptions for 1,257 yards (13.0 avg.) and 14 TDs.
- Was part of an offensive staff that helped the Packers lead the league in scoring (30.4 ppg) and tie for No. 1 in the NFL in fewest giveaways (13) in 2014.
- As wide receivers coach at Western Michigan in 2013, tutored Corey Davis, who earned second-team All-Mid-American Conference honors and was named Freshman of the Year in the conference.

COACHING BACKGROUND

Years	College/Pro Team	Position Coached
2007-08	Univ. of Akron	Graduate Assistant
2009	West Virginia Wesleyan College	Offensive Coordinator
2010	Univ. of Pittsburgh	Offensive Graduate Assistant
2011-12	Indiana Univ. of Pa.	Offensive Coordinator/QBs
2013	Western Michigan Univ.	Wide Receivers
2014-15	Green Bay Packers	Offensive Quality Control
2016-17	Green Bay Packers	Wide Receivers
2018	Mississippi State Univ.	Offensive Coordinator/WRs
2019	Green Bay Packers	Quarterbacks
2020-21	Green Bay Packers	Quarterbacks/ Passing Game Coordinator

catches for 997 yards (13.3 avg.) and 12 TDs. Nelson led the NFL in receiving TDs (14) and Adams was tied for No. 2 (12) as they became only the second teammate duo in franchise history with 12-plus TD catches each in the same season (Nelson and Cobb, 2014).

In 2015, Getsy assisted with an offense that posted eight zero-turnover games, tied for the best mark (2009) in franchise history to that point (since 1933). In his first season in Green Bay in 2014, he was part of an offensive staff that helped the Packers lead the league in scoring (30.4 ppg) and tie for No. 1 in the NFL in fewest giveaways (13).

Getsy spent the 2013 season coaching wide receivers at Western Michigan, where he tutored current Jets WR Corey Davis, who earned second-team All-Mid-American Conference honors and was named Freshman of the Year in the

conference after catching 67 passes for 941 yards (14.0 avg.) and six TDs. Davis also earned Freshman All-America honors from the Football Writers Association of America and *College Football News*. Getsy helped build the Broncos' 2014 recruiting class that was rated in the top 50 nationally and the best in MAC history by Rivals.com. He recruited LS Wyatt Pfeifer of Delaware, Ohio, to Western Michigan, the only MAC signee to be selected to the U.S. Army All-American Bowl.

As the offensive coordinator/quarterbacks coach at Indiana University of Pennsylvania (2011-12), Getsy helped guide the Crimson Hawks to the Pennsylvania State Athletic Conference title and a final ranking of No. 6 in Division II in 2012. The team ranked No. 10 nationally in rushing offense with an average of 259.3 yards per game, led by a pair of 1,000-yard rushers in Harvie Tuck (1,660) and De'Antwan Williams (1,325). Tuck was named the PSAC Offensive Player of the Year for the Western Division in 2012. In 2011, Tuck rushed for 1,007 yards (No. 3 in the conference) and QB Pat Smith posted a 155.0 passing efficiency rating (No. 4 in the conference) under Getsy's direction.

Getsy served as an offensive graduate assistant at the University of Pittsburgh in 2010. He was part of a staff that helped guide the Panthers to a share of the Big East title and an appearance in the BBVA Compass Bowl, where they beat Kentucky, 27-10. Pittsburgh's offense featured three players who were selected in the 2011 NFL Draft in WR Jon Baldwin (Kansas City), RB Dion Lewis (Philadelphia) and T Jason Pinkston (Cleveland).

In 2009, Getsy was the offensive coordinator at West Virginia Wesleyan College. He began his coaching career at his alma mater, the University of Akron, serving as a graduate assistant from 2007-08.

As a player at Akron, Getsy set 24 individual school records in his two seasons with the Zips after transferring from Pittsburgh. As a junior in 2005, he led the MAC with 3,455 passing yards, the second-best single-season mark

in school history to that point behind only Charlie Frye's 3,549-yard total in 2003. Getsy led the Zips to the conference title that season and was named MVP of the MAC Championship Game after throwing for 413 yards in a 31-30 victory vs. Northern Illinois. He went on to throw for 455 yards, a Motor City Bowl record, along with four TDs, against Memphis in the Zips' first-ever Division I FBS bowl game.

As a senior, Getsy led the MAC with 2,665 passing yards on 199-of-380 passing and added 18 TDs. In just two seasons with the Zips, Getsy threw for 6,117 yards, the fourth most in school history, and 41 TDs with 23 INTs on 477-of-905 passing. He graduated with a degree in marketing management and sales management, earning MAC All-Academic honors in 2005 and 2006.

Following his collegiate career, Getsy played in the North-South All-Star Classic in Houston. He was signed by the San Francisco 49ers as an undrafted free agent in May 2007 and was with the club through the preseason.

Getsy earned first-team AP all-state honors as a senior at Steel Valley High School in Munhall, Pa., after completing 100 of 172 passes for 1,654 yards and 16 TDs. The first four-year starter in school history, he finished his career as the Western Pennsylvania Interscholastic Athletic League's all-time leading passer with 6,021 yards and led his school to the WPIAL playoffs four times. Getsy was selected to the *Pittsburgh Post-Gazette's* "Fabulous 22" team and the *Pittsburgh Tribune-Review's* "Terrific 25" squad.

Getsy was born Feb. 16, 1984, in Munhall, Pa. He and his wife, Tina, have three sons, John, Paul and Adam, and a daughter, Nora.

PACKERS QUARTERBACKS, 1948-2020

Moss, Perry, Illinois	1948	Milan, Don, Cal Poly-San Luis O.....	1975	Brunell, Mark, Washington	1994
Heath, Stan, Nevada	1949	Brown, Carlos, Pacific	1975-76	Rubley, T.J., Tulsa	1995
Christman, Paul, Missouri	1950	Johnson, Randy, Texas A&I	1976	McMahon, Jim, Brigham Young ..	1995-96
O'Malley, Tom, Cincinnati	1950	Dickey, Lynn, Kansas St.....	1976-77, 79-85	Pederson, Doug, N.E. La.....	1996-98, 2001-04
Rote, Tobin, Rice	1950-56	Dowling, Brian, Yale	1977	Bono, Steve, UCLA	1997
Thomason, Bobby, Virginia Military ..	1951	Whitehurst, David, Furman	1977-83	Hasselbeck, Matt, Boston Coll.....	1999-2000
Parilli, Babe, Kentucky	1952-53, 57-58	Douglass, Bobby, Kansas	1978	Wuerffel, Danny, Florida	2000
Garrett, Bob, Stanford	1954	Sproul, Dennis, Arizona State	1978	Nall, Craig, Northwestern (La) St. .	2003-04, '07
Brackins, Charlie, Prairie View A&M ..	1955	Pisarkiewicz, Steve, Missouri	1980	O'Sullivan, J.T., UC Davis	2004
Held, Paul, San Jose State	1955	Troup, Bill, South Carolina	1980	Rodgers, Aaron, California	2005-20
Starr, Bart, Alabama	1956-71	Campbell, Rich, California	1981-84	Martin, Ingle, Furman	2006
McHan, Lamar, Arkansas	1959-60	Wright, Randy, Wisconsin	1984-88	Flynn, Matt, Louisiana State ..	2008-11, '13-14
Roach, John, S. Methodist	1961-63	Zorn, Jim, Cal Poly-Pomona	1985	Harrell, Graham, Texas Tech.....	2012
Bratkowski, Zeke, Georgia	1963-68, 71	Ferragamo, Vince, Nebraska	1986	Tolzien, Scott, Wisconsin	2013, '15
Claridge, Dennis, Nebraska	1965	Fusina, Chuck, Penn State	1986	Wallace, Seneca, Iowa State	2013
Horn, Don, San Diego State	1967-70	Shield, Joe, Trinity (Conn.)	1986	Hundley, Brett, UCLA	2016-17
Stevens, Bill, Texas-El Paso	1968-69	Gillis, Willie, Norfolk State	1987	Callahan, Joe, Wesley	2017
Norton, Rick, Kentucky	1970	Risher, Alan, Louisiana State	1987	Kizer, DeShone, Notre Dame	2018
Patrick, Frank, Nebraska	1970-72	Majkowski, Don, Virginia	1987-92	Boyle, Tim, Eastern Kentucky.....	2019-20
Hunter, Scott, Alabama	1971-73	Kiel, Blair, Notre Dame	1989-91		
Tagge, Jerry, Nebraska	1972-74	Dilweg, Anthony, Duke	1989-90		
Del Gaizo, Jim, Tampa	1973	Tomczak, Mike, Ohio State	1991		
Concannon, Jack, Boston College ..	1974	Favre, Brett, S. Mississippi	1992-2007		
Hadl, John, Kansas	1974-75	Detmer, Ty, Brigham Young.....	1993, '95		

QB's who played in at least one official Packers game in the season listed



JERRY GRAY

Defensive Backs/Passing Game Coordinator

25th Season as NFL Coach // Second Packers Season

Entering his 25th season coaching in the NFL, Jerry Gray begins his second year with the Packers in 2021 and first as the club's defensive backs/passing game coordinator after being promoted by Head Coach Matt LaFleur on March 1, 2021. Gray served as defensive backs coach in his first season with Green Bay in 2020.

Gray originally joined the Packers on Jan. 29, 2020, and his experience includes eight seasons as a defensive coordinator (Buffalo, 2001-05; Tennessee, 2011-13). In his 22 NFL seasons as a defensive coordinator or a defensive backs/secondary coach, he has helped defenses to top-10 league rankings in scoring defense 10 times, in overall defense 10 times and in passing defense 11 times. Gray has worked with defensive backs who have combined for 13 Pro Bowl selections in his 14 seasons coaching the position, with at least one of his players earning Pro Bowl recognition in nine of those seasons. During Gray's time working with the secondary, six different players earned first-team or second-team All-Pro honors from *The Associated Press*.

In Gray's first season with the Packers in 2020, third-year CB Jaire Alexander earned second-team All-Pro honors from AP, becoming the first Green Bay CB to earn All-Pro recognition since Charles Woodson in 2011. Alexander was also named to his first career Pro Bowl in 2020, making him one of three CBs in franchise history to make the Pro Bowl within his first three seasons (Herb Adderley, 1963, third season; Willie Buchanon, 1973, second season).

Second-year S Darnell Savage also showed considerable development under Gray in 2020, leading the team in interceptions (four, t-No. 3 among NFL safeties) and ranking No. 2 in passes defended (12, No. 2 among NFL safeties). Savage finished No. 4 on the team with 75 tackles (56 solo) while also recording three tackles for a loss, a sack, two QB hits and a fumble recovery, all career highs.

In his second season in Green Bay, and first working with Gray, S Adrian Amos had arguably the best season of his six-year career in 2020. Amos finished the regular season No. 1 on the team in both tackles (83) and solo tackles (65), tied for No. 2 and tied a career high in INTs (two), and ranked No. 3 on the team and tied a career high in passes defended (nine) while also posting career highs in sacks (two) and QB hits (three).

Overall, Gray helped guide the Packers to a No. 7 ranking in the NFL in pass defense in 2020, the team's best ranking since 2015 (No. 6).

Gray joined Green Bay after spending six seasons (2014-19) in the NFC North as the defensive backs coach for the Minnesota Vikings. During his time with Minnesota, he was a part of a defensive staff that helped the Vikings rank in the top 10 in the league in scoring defense for five straight seasons (2015-19), one of only two teams in the NFL to do so over that span (New England). Minnesota ranked No. 2 in the NFL in scoring defense (19.3 ppg) and No. 3 in overall defense (321.8 ypg) and passing defense (214.7 ypg) from 2014-19.

In Minnesota, Gray tutored S Harrison Smith, who earned Pro Bowl recognition in five consecutive seasons (2015-19) and first-team All-Pro honors from AP in 2017. Gray also worked with CB Xavier Rhodes, who was selected to the Pro Bowl three times (2016-17, 2019) and earned first-team AP All-Pro honors in 2017 as the Vikings had two defensive backs earn first-team All-Pro recognition in the same season for the first time since 1988.

AT A GLANCE ...



- Originally joined the Packers on Jan. 29, 2020, as defensive backs coach before being promoted to defensive backs/passing game coordinator on March 1, 2021.
- Coached CB Jaire Alexander to second-team All-Pro honors from *The Associated Press* in 2020, the first Green Bay CB to earn All-Pro honors since Charles Woodson in 2011. Alexander was also named to his first career Pro Bowl, making him one of three CBs in franchise history to make the Pro Bowl in his first three seasons (Herb Adderley, 1963, third season; Willie Buchanon, 1973, second season).
- Has 24 seasons of NFL coaching experience, including eight seasons as a defensive coordinator (Buffalo, 2001-05; Tennessee, 2011-13).
- In his 22 NFL seasons as a defensive coordinator or a defensive backs/secondary coach, has helped defenses to top-10 league rankings in scoring defense 10 times, in overall defense 10 times and passing defense 11 times.
- Has worked with defensive backs who have combined for 13 Pro Bowl selections in his 14 seasons coaching the position, with at least one of his players earning Pro Bowl honors in nine of those seasons.
- Served as the defensive backs coach for Minnesota for six seasons (2014-19), helping the Vikings rank in the top 10 in the NFL in scoring defense in five straight seasons (2015-19).
- As Buffalo's defensive coordinator, helped the Bills rank No. 2 in the league in overall defense in back-to-back seasons (2003-04).
- As a player, was a four-time Pro Bowl selection (1986-89) at CB during his time with the Los Angeles Rams (1985-91). Also played for the Houston Oilers (1992) and Tampa Bay Buccaneers (1993) and finished his career with 28 career interceptions.

COACHING BACKGROUND

Years	College/Pro Team	Position Coached
1995-96	Southern Methodist Univ.	Defensive Backs
1997-98	Tennessee Oilers	Defensive Quality Control
1999-2000	Tennessee Titans	Defensive Backs
2001-05	Buffalo Bills	Defensive Coordinator
2006-09	Washington Football Team	Secondary
2010	Seattle Seahawks	Defensive Backs
2011-13	Tennessee Titans	Defensive Coordinator
2014-19	Minnesota Vikings	Defensive Backs
2020	Green Bay Packers	Defensive Backs
2021	Green Bay Packers	Defensive Backs/ Passing Game Coordinator

In 2019, Gray's defensive backs helped the Vikings to top-10 league rankings in scoring defense (18.9 ppg, t-No. 5), takeaways (31, No. 4) and INTs (17, t-No. 3). S Anthony Harris, who entered the NFL as an undrafted free agent in 2015, tied for the league lead with a career-high six INTs in his first season as a full-time starter, the first Viking to lead the NFL in the category since S Brian Russell tied for the league lead in 2003.

The 2018 Vikings ranked No. 4 in the NFL in total defense (309.7 ypg), the third straight season finishing in the top five in the league in the category. Under Gray's tutelage, Smith earned second-team All-Pro honors as the team's defensive backs helped the Vikings rank No. 1 in the NFL in third-down defense (30.5 pct.) for the second straight season. In 2017, Minnesota ranked No. 1 in the league in both scoring defense (15.8 ppg) and overall defense (275.9 ypg), the first time the Vikings had done so since 1970. Gray's secondary helped limit opponents to 192.4 passing yards per game (No. 2 in the NFL) in '17, the best mark posted by Minnesota since 1993 (179.4 ypg).

In 2016, Gray's defensive backs helped the Vikings to a No. 6 ranking in scoring defense (19.2 ppg) and No. 3 rank-

ings in overall defense (314.9 ypg) and passing defense (207.9 ypg). Rhodes and Smith both earned Pro Bowl recognition, giving Minnesota its first CB/S duo in the Pro Bowl since CB Audray McMillian and S Todd Scott in 1992. In 2015, the Vikings ranked No. 5 in the NFL in scoring defense (18.9 ppg) and won their first NFC North title since 2009.

In Gray's first season with Minnesota in 2014, he helped the defense to a No. 7 ranking in passing defense (223.3 ypg) after the Vikings had finished No. 31 in the league in the category in 2013 (287.2 ypg). Gray's group also helped engineer the largest improvement in the NFL in points allowed from 2013 to 2014 as the Vikings gave up just 343 points in '14 (No. 11) after allowing 480 points in '13 (No. 32). Smith (three sacks, five INTs) was the only player in the league with three-plus sacks and three-plus INTs in '14.

Prior to coming to Minnesota, Gray spent the previous three seasons (2011-13) as the defensive coordinator for the Tennessee Titans. In 2012, Gray's unit ranked No. 7 in the league in INTs (19) and No. 10 in sacks (39). In his first season as coordinator with the Titans, the defense checked in at No. 8 in the NFL in scoring defense (19.8 ppg) and No. 10 in red-zone defense (47.9 pct.).

In 2010, Gray served as the defensive backs coach for the Seattle Seahawks and tutored rookie S Earl Thomas, who started all 16 games and ranked No. 3 among NFL rookies with five INTs.

From 2006-09, Gray coached the secondary for Washington, where he helped the team rank in the top 10 in scoring defense in three consecutive seasons (2007-09) and in passing defense in back-to-back seasons (2008-09). During his time with Washington, Gray tutored S Sean Taylor, who earned two Pro Bowl selections (2006-07) and second-team AP All-Pro honors in 2007.

Gray spent the previous five seasons (2001-05) as the defensive coordinator for the Bills, helping the team to No. 2 league rankings in overall defense in back-to-back seasons (2003-04). The 2004 campaign also saw Buffalo finish in the top 10 in the NFL in scoring defense (17.8 ppg, No. 8), passing defense (164.0 ypg, No. 3), takeaways (39, No. 1), interceptions (24, No. 4) and sacks (45, t-No. 3). The 2003 Bills ranked No. 5 in scoring defense (17.4 ppg), No. 2 in passing defense (169.2 ypg) and tied for No. 9 in sacks (38).

Gray coached the defensive backs for the Titans in 1999-2000, helping Tennessee's defense set a single-season franchise record for points allowed (11.9 ppg) in 2000. That season saw the Titans lead the league in both total defense (238.3 ypg) and passing defense (151.4 ypg), the only time in franchise history that the club led the NFL in both categories. Second-year CB Samari Rolle and S Blaine Bishop both earned Pro Bowl recognition under Gray's tutelage in 2000, with Rolle earning first-team AP All-Pro honors and Bishop taking home second-team All-Pro recognition.

Gray's first NFL coaching job came in 1997-98 with the Tennessee Oilers as defensive quality control coach. He coached defensive backs at Southern Methodist University in 1995-96, starting at the school one season after retiring as a player.

As a player, Gray earned four Pro Bowl selections (1986-89), twice earned AP second-team All-Pro honors (1986, 1989) and posted 28 INTs during his nine-year career. Drafted by the Los Angeles Rams in the first round with the No. 21 overall selection in 1985, he went on to play seven seasons with the Rams (1985-91), one season with the Houston Oilers (1992) and one season with the Tampa Bay Buccaneers (1993). Gray was named the NFL's Defensive Back of the Year by the NFLPA in 1989 and won Pro Bowl MVP honors in 1990. He posted six-plus INTs in a season three times from 1986-92, tied for No. 3 in the NFL over that span.

Gray was a two-time consensus All-America selection at the University of Texas, where he also was twice named the Southwest Conference Defensive Player of the Year as a safety (1983-84). He is a member of the University of Texas' All-Time Team and was selected to the school's All-Decade Team for the 1980s. Gray graduated with a degree in speech communications.

Gray was born Dec. 16, 1962, in Lubbock, Texas. He and his wife, Sherry, have two sons, Jeremy and Jayden. In 2002, Gray started the Jerry Gray Foundation, which supports youth in Lubbock and provides scholarships to the underprivileged.

THE LAMBEAU LEAP

Defensive back LeRoy Butler's spontaneous gesture after scoring a 1993 touchdown has turned into the team's most prominent modern tradition, emulated by many other NFL players. It also symbolizes the team's unique relationship with its fans. No doubt, the initial Lambeau Leap will go down as one of the most memorable moments of Butler's 12-year career.

Butler's leap took place late in a frigid game vs. the Los Angeles Raiders on Dec. 26, 1993, at Lambeau Field. The touchdown gave the Packers a commanding fourth-quarter lead, en route to a 28-0 shutout that clinched a playoff berth, their first of six consecutive postseason trips.

Chronology of the play:

- QB Vince Evans completes second-down swing pass to RB Randy Jordan, who takes ball to Raiders' 40-yard line.
- Butler forces fumble, recovered by Reggie White at Raiders' 35.
- White returns ball 10 yards before lateraling to Butler, who covers the remaining 25 yards into the end zone and leaps into arms of fans in south bleachers.





ADAM STENAVICH

Offensive Line/Run Game Coordinator

Fifth Season as NFL Coach // Third Packers Season

Entering his fifth season as a coach in the NFL, Adam Stenavich begins his third year with the Packers and his first season as offensive line/run game coordinator after being promoted on March 1, 2021.

Stenavich (STEN-uh-vitch) was named offensive line coach on Jan. 24, 2019, by Head Coach Matt LaFleur, and came to Green Bay after spending two seasons as the assistant offensive line coach for the San Francisco 49ers (2017-2018). Prior to that, he spent six years in the college ranks, including stints as the offensive line coach at San Jose State (2015-16) and Northern Arizona (2014). Stenavich began his coaching career at his alma mater, the University of Michigan, as a strength and conditioning intern in 2011 before serving as a graduate assistant for the Wolverines for two seasons (2012-13).

Last season, Stenavich coached an offensive line that helped the Packers rank No. 1 in the NFL in scoring (31.9 ppg), giveaways (team-record 11) and time of possession (32:29), tied for No. 2 in sacks allowed (21), No. 5 in total offense (389.0 ypg) and No. 3 in yards per play (6.29). Green Bay allowed one sack/zero sacks in a league-high 13 games in 2020, tied for the most in a season in team history (2004). The line helped pave the way for RB Aaron Jones to set a single-season franchise mark for yards per carry (league-best 5.49) among players with 200-plus attempts, surpassing FB Jim Taylor's mark of 5.42 yards per carry in 1962. T David Bakhtiari and C Corey Linsley each earned first-team All-Pro honors from *The Associated Press*, while Bakhtiari and G Elgton Jenkins were both named to the Pro Bowl roster. Bakhtiari received All-Pro recognition for the fifth consecutive season, while his Pro Bowl selection marked the third of his career. Jenkins became just the third Packers offensive lineman (Deral Teteak as a rookie in 1952, Charley Brock in his second year in 1940) to make the Pro Bowl in their first two seasons.

In 2019, Stenavich helped guide Bakhtiari to second-team All-Pro honors from AP and his second Pro Bowl selection (first as an original selection). Stenavich's line helped the offense to a No. 2 ranking in the league in giveaways with 13 and a league-best nine zero-giveaway games while also registering 18 rushing TDs on the season, which was tied for No. 7 in the NFL and was the most by Green Bay since 2009 (20). The line blocked for Jones, who led the team with 1,084 yards rushing on 236 carries (4.6 avg.), the first 1,000-yard rusher for the Packers since Eddie Lacy in 2014. Jones had a career-best 16 rushing TDs, which was tied for the most in the NFL in 2019 and was the second most in team history behind only Taylor (19 in 1962). Stenavich also tutored Jenkins, who became only the second Packers guard to be selected to the PFWA All-Rookie team since 1974 (Daryn Colledge, 2006).

In 2018, Stenavich helped coach a San Francisco offensive line that cleared the way for second-year RB Matt Breida to rush for 814 yards and three TDs on 153 carries, an average of 5.32 yards per carry that ranked No. 4 in the NFL. His rushing average was good for No. 3 in franchise history among players with 150-plus attempts in a season, trailing only FB Joe Perry (6.06 in 1954) and RB Frank Gore (5.43 in 2006). As a team, the 49ers posted 60 runs of 10-plus yards on the season, good for No. 8 in the league.

San Francisco's line also provided time for the 49ers quarterbacks to throw for 4,247 yards in 2018, the most by the club since 2000 (4,400 yards). Combined with San Francisco's 4,235 passing yards in 2017, it marked the first



AT A GLANCE ...



- Promoted to offensive line/run game coordinator on March 1, 2021. Originally joined the Packers on Jan. 24, 2019, as offensive line coach.
- Previously spent two seasons (2017-18) as the assistant offensive line coach for the San Francisco 49ers.
- In 2020, coached a line that helped the offense rank No. 1 in the league in scoring (31.8 ppg), giveaways (team-record 11) and time of possession (32:29), tied for No. 2 in sacks allowed (21) and No. 3 in yards per play (6.29).
- Helped T David Bakhtiari and C Corey Linsley earn first-team All-Pro honors from *The Associated Press* in 2020, while Bakhtiari and G Elgton Jenkins were named to the Pro Bowl roster. Bakhtiari also earned second-team All-Pro honors from AP and Pro Bowl recognition in 2019 under his guidance.
- In 2018, helped coach an offensive line that cleared the way for second-year RB Matt Breida to average 5.32 yards per carry (No. 4 in the NFL), good for No. 3 in 49ers single-season history (min. 150 att.) behind only FB Joe Perry (6.06 in 1954) and RB Frank Gore (5.43 in 2006).
- In his first season on San Francisco's staff in 2017, helped tutor an offensive line that contributed to the 49ers averaging 349.2 yards per game (No. 12 in the NFL), including an average of 245.3 passing yards per game (No. 9).
- Prior to joining the 49ers, spent six years in the college ranks, coaching the offensive line at San Jose State (2015-16) and Northern Arizona (2014). Began his coaching career at his alma mater, the University of Michigan, as a strength and conditioning intern in 2011 before serving as a graduate assistant for the Wolverines for two seasons (2012-13).
- A Marshfield, Wis., native, he went on to become a two-time All-Big Ten first-team selection for Michigan at left tackle (2004-05).
- Was on Green Bay's practice squad for the final six weeks of the 2006 season and was with the Packers during 2007 training camp. Also spent time on the practice squad of the Houston Texans in 2008-09.

COACHING BACKGROUND

Years	College/Pro Team	Position Coached
2011	Univ. of Michigan.....	Strength and Conditioning Intern
2012-13	Univ. of Michigan.....	Graduate Assistant
2014	Northern Arizona Univ.....	Offensive Line
2015-16	San Jose State Univ.....	Offensive Line
2017-18	San Francisco 49ers.....	Assistant Offensive Line
2019-20	Green Bay Packers.....	Offensive Line
2021	Green Bay Packers.....	Offensive Line/ Run Game Coordinator

time that the 49ers registered back-to-back 4,200-yard passing seasons since 1993-95. The line helped protect QB Nick Mullens in '18, who threw for 2,277 yards in his first eight career games (Weeks 9-10, 12-17), the fourth most in the league by a quarterback since the 1970 AFL-NFL merger. Despite losing starting QB Jimmy Garoppolo to a season-ending knee injury in Week 3, the 49ers would go on to rank No. 13 in the league in rushing offense and No. 15 in passing offense, one of only eight NFL teams to finish in the top half of the league in both categories in 2018.

In his first season on San Francisco's staff in 2017, Stenavich helped tutor a line that contributed to the 49ers averaging 349.2 yards per game, good for No. 12 in the NFL, including an average of 245.3 passing yards per game (No. 9 in the league). San Francisco racked up 3,925 net passing yards, the most by the team since 2000 (4,239). The 49ers came on strong in the second half of the season, ranking No. 2 in the league with an average of 400.3 total yards per game in Weeks 10-17 as the club won six of its final seven games.

Stenavich helped coach T Joe Staley, who earned Pro Bowl recognition in 2017. Staley and the line cleared the way for the offense to register runs of 10-plus yards on 13.0 percent of its carries in '17, which ranked No. 5 in the league. RB Carlos Hyde led the team with 938 yards and eight TDs on 240 attempts (3.9 avg.), with Breida adding 465 yards and two TDs on 105 carries (4.4 avg.).

Prior to joining the 49ers, Stenavich spent two seasons (2015-16) coaching the offensive line at San Jose State. In 2015, his line helped clear the way for the offense to rush for 2,378 yards and 24 TDs with 2,882 passing yards and 21 TDs to become just the second team in school history to register 2,000-plus rushing yards/20-plus rushing TDs and 2,000-plus passing yards/20-plus passing TDs in a season (1976). T Wes Schweitzer earned second-team All-Mountain West Conference honors and was selected by the Atlanta Falcons in the sixth round (No. 195 overall) of the 2016 NFL Draft. Another one of Stenavich's linemen, T Nate Velichko, earned honorable mention All-Mountain West recognition in '15 after spending the previous season at right guard.

Stenavich joined San Jose State after spending the 2014 season as the offensive line coach at Northern Arizona. His line helped the Lumberjacks rank No. 16 in the Football Championship Subdivision (FCS) in passing offense (272.5 ypg) and No. 34 in total offense (419.5 ypg). NAU's line

cleared the way for three different backs to register 100-yard rushing games on the season, with a pair of linemen earning All-Big Sky Conference honors (T Joe Gurski, second team; G Eric Rodriguez, third team).

Stenavich began his coaching career at his alma mater, the University of Michigan, in 2011 as a strength and conditioning intern. He then served as an offensive graduate assistant for the Wolverines for two seasons (2012-13). A left tackle at Michigan (2002-05), Stenavich earned first-team All-Big Ten honors in both of his final two seasons, also taking home the Hugh R. Rader Jr. Award as Michigan's top offensive lineman as a senior in 2005.

Following his collegiate career, Stenavich signed with the Carolina Panthers as an undrafted free agent in May 2006, but was released by the team in the final roster reduction. He was signed to Green Bay's practice squad in November 2006 and spent the final six weeks of the season with the Packers. In the spring of 2007, he was allocated to the Amsterdam Admirals of NFL Europa by the Packers and went to training camp with Green Bay that season. Stenavich was with the Dallas Cowboys in training camp in 2008 and then was on the Houston Texans' practice squad in 2008-09.

Born March 11, 1983, in Marshfield, Wis., Stenavich earned first-team all-state honors as a senior at Marshfield High School. He and his wife, Katie, have two daughters, Hadley and Maggie, and two sons, Tim and Joseph.

PACKERS AMONG THE BEST IN THE POSTSEASON

Highlighted by 20 playoff appearances in the last 27 seasons (second only to New England's 21 trips for the most in the league over that span), including three trips to the Super Bowl, the Packers own the third-best postseason winning percentage in National Football League history. They have won 36 of 60 playoff games, starting with their first-ever postseason contest – the 1936 NFL Championship Game, a 21-6 victory over the Boston Redskins. The standings:

Franchise	W	L	Pct	Pts	Opp
*New England Patriots	37	21	.638	1,416	1,202
San Francisco 49ers	32	21	.604	1,348	1,108
Green Bay Packers	36	24	.600	1,513	1,298
Baltimore Ravens	16	11	.593	569	459
Pittsburgh Steelers	36	26	.581	1,478	1,349
*Las Vegas Raiders	25	19	.568	1,042	824
Dallas Cowboys	35	28	.556	1,477	1,230
Denver Broncos	23	19	.548	906	1,044
*Washington Football Team	23	20	.535	874	797
Carolina Panthers	9	8	.529	389	367
Tampa Bay Buccaneers	10	9	.526	353	357
Philadelphia Eagles	23	23	.500	914	848
Jacksonville Jaguars	7	7	.500	337	357
New York Giants	24	25	.490	878	927
Miami Dolphins	20	21	.488	801	905
Seattle Seahawks	17	18	.486	807	762
New York Jets	12	13	.480	510	508
*Indianapolis Colts	23	25	.479	976	1,030
Buffalo Bills	16	18	.471	771	755
Chicago Bears	17	20	.459	775	763
*Los Angeles Rams	22	27	.449	890	1,080
*Arizona Cardinals	7	9	.438	362	457
*Tennessee Titans	17	22	.436	700	898
New Orleans Saints	10	13	.435	564	619
*Kansas City Chiefs	15	20	.429	726	784
Atlanta Falcons	10	14	.417	543	592
Minnesota Vikings	21	30	.412	991	1,160
*Los Angeles Chargers	12	18	.400	583	684
Houston Texans	4	6	.400	194	253
Cleveland Browns	12	21	.364	694	787
Detroit Lions	7	13	.350	419	499
Cincinnati Bengals	5	14	.263	336	433

*— **Arizona** totals include two games when franchise was in Chicago (won 28-21, lost 7-0) and three games when franchise was in St. Louis (lost 30-14, lost 35-23, lost 41-16); **Indianapolis** totals include 15 games when franchise was in Baltimore (won 8, lost 7, 264 points scored, 262 points allowed); **Kansas City** totals include one game while franchise was in Dallas and known as the Texans (won 20-17); **Los Angeles Chargers** totals include 27 games when franchise was in San Diego (won 11, lost 16, 516 points scored, 602 points allowed); **Los Angeles Rams** totals include one game when franchise was in Cleveland (won 15-14) and 10 games when franchise was in St. Louis (won 6, lost 4, 269 points scored, 247 points allowed); **Las Vegas** totals include 32 games when the franchise was in Oakland (won 19, lost 13, 774 points scored, 600 points allowed) and 12 games when franchise was in Los Angeles (won 6, lost 6, 268 points scored, 224 points allowed); **New England** totals include two games when franchise was in Boston (won 26-8, lost 51-10); **Tennessee** totals include 22 games when franchise was in Houston and known as the Oilers (won 9, lost 13, 371 points scored, 533 points allowed); **Washington** totals include one game when franchise was in Boston (lost 21-6).



LUKE BUTKUS

Assistant Offensive Line

11th Season as NFL Coach // Third Packers Season

Luke Butkus enters his 11th season coaching in the NFL and his third with the Packers. Named assistant offensive line coach on Feb. 7, 2019, by Head Coach Matt LaFleur, Butkus enters his 17th season coaching in either Division I college football or the NFL. He joined the Packers after serving as the offensive line coach for the University of Illinois for three seasons (2016-18), a position he also held for the Fighting Illini in 2012.

Last season, Butkus worked with an offensive line that helped the Packers rank No. 1 in the NFL in scoring (31.9 ppg), giveaways (team-record 11) and time of possession (32:29), tied for No. 2 in sacks allowed (21), No. 5 in total offense (389.0 ypg) and No. 3 in yards per play (6.29). The line blocked for RB Aaron Jones, who set a single-season franchise mark for yards per carry (league-best 5.49) among players with 200-plus attempts, surpassing FB Jim Taylor's mark of 5.42 yards per carry in 1962. T David Bakhtiari and C Corey Linsley each earned first-team All-Pro honors from *The Associated Press*, while Bakhtiari and G Elgton Jenkins were both named to the Pro Bowl roster. Jenkins became just the third Packers offensive lineman (Deral Teteak as a rookie in 1952, Charley Brock in his second year in 1940) to make the Pro Bowl in their first two seasons.

In 2019, Butkus helped the offensive line pave the way for Jones to rush for 1,084 yards (4.6 avg.) and 16 TDs, with the TD total tying for the league lead. Butkus assisted in the development of Jenkins, who played in all 16 contests as a rookie and started the final 14 games of the season at left guard. Jenkins was named to the PFWA All-Rookie team, just the second Packers guard to be selected since 1974, and helped Green Bay register 18 rushing TDs, the most by the Packers since 2009 (20). With the help of Butkus, Bakhtiari was named to his second Pro Bowl and earned second-team All-Pro honors from *The Associated Press*.

In 2018, Butkus coached an offensive line that blocked for the No. 2 rushing attack in the Big Ten (243.0 yards per game, No. 12 in the nation). It was the best average for the Illini since 2010, when they led the conference with an average of 246.1 rushing yards per game. Illinois also ranked No. 2 in the Big Ten (No. 6 in the nation) in yards per carry (5.91 avg.) in 2018, and its 25 rushing TDs tied for No. 5 in the conference.

Butkus tutored OL Nick Allegretti, who developed into a two-time team captain (2017-18) and was twice named All-Big Ten (second-team selection by the media and honorable mention by the coaches in 2018, honorable mention by the coaches and media in 2017). Allegretti played in 47 games, including starts in the final 36 contests of his career, and was selected in the seventh round of the 2019 NFL Draft by the Kansas City Chiefs.

In 2017, Butkus was in charge of one of the youngest units in the country. The Illini started three true freshmen on the offensive line — Larry Boyd, Vederian Lowe and Alex Palczewski — who combined for 27 starts as Illinois had a program-record 87 cumulative true-freshman starts.

Between the two stints at his alma mater, Butkus was the assistant offensive line coach for the Jacksonville Jaguars (2013-15). In 2015, Jacksonville's offensive line protected QB Blake Bortles, who finished tied for No. 2 in the NFL with a franchise-record 35 TD passes. Bortles set a team record with an average of 276.8 passing yards per game (No. 9 in the NFL). The Jaguars led the NFL with a franchise-record 80 offensive plays of 20-plus yards.

Butkus served as interim offensive line coach in 2014 and oversaw a unit that helped the Jaguars rank No. 6 in the NFL



AT A GLANCE ...

- Joined the Packers on Feb. 7, 2019.
- Begins his 11th season coaching in the NFL, having previously worked for the Jacksonville Jaguars (2013-15), Seattle Seahawks (2010-11) and Chicago Bears (2007-09).
- In 2020, worked with an offensive line that helped the Packers rank No. 1 in the league in scoring (31.8 ppg), giveaways (team-record 11) and time of possession (32:29), tied for No. 2 in sacks allowed (21) and No. 3 in yards per play (6.29).
- Coached the offensive line at his alma mater, the University of Illinois, in 2012 and from 2016-18.
- Was a three-year starting center for the Illini from 1999-2001, a third-team All-America selection by *The Associated Press* in 2001, a two-time All-Big Ten selection (2000-01) and a captain of the 2001 Big Ten championship team.
- Is a nephew of Hall of Fame linebacker Dick Butkus, who played for the Chicago Bears from 1965-73.

COACHING BACKGROUND

Years	College/Pro Team	Position Coached
2005-06	Univ. of Oregon	Graduate Assistant
2007-09	Chicago Bears	Offensive Asst./Asst. Offensive Line
2010-11	Seattle Seahawks	Quality Control Assistant
2012	Univ. of Illinois	Offensive Line
2013-15	Jacksonville Jaguars	Assistant Offensive Line
2016-18	Univ. of Illinois	Offensive Line
2019-21	Green Bay Packers	Assistant Offensive Line

in yards per carry (4.54), but featured zero players that started for the club in the 2013 season finale. The unit featured two rookie starters — guard Brandon Linder and center Luke Bowanko — and only two players who had more than 14 career starts. Left tackle Luke Joeckel, the second overall pick in 2013, returned to the lineup after missing the final 11 games of his rookie season with an ankle injury. Only Joeckel and left guard Zane Beadles started all 16 games for the club. Butkus assisted with an offensive line that had nine different starters during the 2013 season.

Prior to returning to his alma mater in 2012, Butkus spent five seasons working in the NFL, the last two (2010-11) with the Seattle Seahawks as a quality control assistant working with the offensive line. He worked as an offensive assistant/assistant offensive line coach with the Chicago Bears from 2007-09.

Butkus began his coaching career as a graduate assistant at the University of Oregon (2005-06), helping the Ducks to appearances in the 2005 Holiday Bowl and the 2006 Las Vegas Bowl.

As a player, Butkus was a three-year starting center for Illinois from 1999-2001, a third-team All-America selection by AP in 2001, a two-time All-Big Ten selection (2000-01) and a captain of the 2001 Big Ten championship team. In 2001, he was part of an offensive line that paved the way for then-school records in total points, points per game and sacks allowed.

Butkus was signed by the Chicago Bears as a rookie free agent in 2002 and spent most of that season on the San Diego Chargers' practice squad. He played two seasons in NFL Europe, for the Rhein Fire in 2003 and the Cologne Centurions in 2004.

A graduate of Bloom Trail (Ill.) High School in suburban Chicago, Butkus is a nephew of Hall of Fame linebacker Dick Butkus, who played for the Bears from 1965-73. Luke's cousin, Mark Butkus, lettered at Illinois from 1980-83, while his brother, Josh, also graduated from Illinois.

Butkus was born June 26, 1979, in Steger, Ill. He and his wife, Nici, have three sons, Benjamin, Byron and Bear.



RYAN DOWNARD

Assistant Defensive Backs

Sixth NFL Season // Fourth Packers Season

Entering his sixth season in the NFL, Ryan Downard begins his fourth season with the Packers and his third as the team's assistant defensive backs coach.

Promoted to his current position on Jan. 31, 2019, by Head Coach Matt LaFleur, Downard (DOWN-erd) originally joined the club on Jan. 24, 2018, as the defensive quality control coach. His first NFL experience came in 2014-15 when he served as a defensive assistant with the Cleveland Browns.

The 2020 season saw the Packers' young and talented secondary take another step forward with the assistance of Downard. Third-year CB Jaire Alexander earned second-team All-Pro honors from *The Associated Press*, becoming the first Green Bay CB to earn All-Pro honors since Charles Woodson in 2011. Alexander was also named to his first career Pro Bowl in 2020, making him one of three CBs in franchise history to make the Pro Bowl in his first three seasons (Herb Adderley, 1963, third season; Willie Buchanon, 1973, second season).

Second-year S Darnell Savage also excelled in 2020, leading the team in INTs (four, t-No. 3 among NFL safeties) and ranking No. 2 in passes defended (12, No. 2 among NFL safeties). Savage finished No. 4 on the team with 75 tackles (56 solo) while also recording three tackles for a loss, a sack, two QB hits and a fumble recovery, all career highs.

Downard's first season working with the secondary in 2019 saw him help oversee a group that helped the Packers rank tied for No. 3 in the NFL with 17 INTs, their highest total since also recording 17 INTs in two. Five members of Green Bay's secondary recorded two-plus INTs in 2019, the most by the team since it also had five in 2015. CB Kevin King had the best season of his career, posting career highs in interceptions (five, tied for No. 4 in NFL), passes defended (18) and tackles (59). The Packers ranked No. 6 in the NFL in opponent passer rating (81.1) and No. 4 in opponent completion percentage (59.7).

Downard also assisted in the development of Alexander in 2019 as he was named a Pro Bowl alternate and led the team with a career-high 23 passes defended. Savage, a first-round pick in 2019, was selected to the PFWA All-Rookie team.

In his first season with the Packers in 2018, Downard was part of a defensive staff that helped Green Bay rank tied for No. 8 in the league in sacks (44), the most by the Packers since they registered the same number in 2013. Green Bay's defense featured 16 different players with at least a half-sack in 2018, the second most in team history (since 1982) behind only the 1987 campaign (strike season) that had 17 players with a half-sack or more. The Packers ranked No. 12 in pass defense (234.5 ypg) in 2018 after the team finished No. 23 in the category in 2017.

Prior to coming to Green Bay, Downard spent two seasons at Bowling Green State, where he served as the safeties coach in 2017 after working as director of football operations in his first season at the school. As safeties coach, he was instrumental in the development of safety Marcus Milton, who tied for the team lead with three interceptions and ranked No. 4 on the team with 60 tackles in his first year after transitioning from cornerback. Downard also oversaw the development of Fred Garth, a junior-college transfer who led the Falcons with 95 total tackles. Garth's 95 tackles ranked No. 8 in the Mid-American Conference in 2017 and No. 1 among full-time defensive backs.



COACHING STAFF

COMMUNITY

COACHES

VETERANS

DRAFT & FREE AGENTS

2020 REVIEW

RECORDS & HISTORY

LANIBREAU FIELD

MISC.

AT A GLANCE ...



- Promoted to assistant defensive backs coach on Jan. 31, 2019. Originally joined the team on Jan. 24, 2018, as defensive quality control coach.
- Helped coach CB Jaire Alexander to second-team All-Pro honors from *The Associated Press* in 2020, the first Green Bay CB to earn All-Pro honors since Charles Woodson in 2011. Alexander was also named to his first career Pro Bowl, making him one of three CBs in franchise history to make the Pro Bowl in his first three seasons (Herb Adderley, 1963, third season; Willie Buchanon, 1973, second season).
- In his first season helping oversee the Packers' secondary in 2019, the defense ranked tied for No. 3 in the NFL with 17 interceptions as five members of the secondary recorded two-plus INTs. Additionally, S Darnell Savage was selected to the PFWA All-Rookie team.
- Coached safeties at Bowling Green State in 2017, where he was instrumental in the development of Marcus Milton, who tied for the team lead with three interceptions and ranked No. 4 on the team with 60 tackles in his first year after transitioning from cornerback.
- Spent the 2014-15 seasons with the Browns as a defensive assistant. Was part of a staff that helped the Browns lead the league in opponent passer rating (74.1) and opponent completion percentage (57.1) and rank No. 2 in interceptions (21) in 2014.
- Played defensive back at Eastern Michigan (2007-10), where his six interceptions in 2007 ranked No. 2 in the country among freshmen and No. 12 overall in the nation.

COACHING BACKGROUND

Years	College/Pro Team	Position Coached
2013	Univ. of Toledo.....	Graduate Assistant
2013	Texas Tech Univ.....	Graduate Assistant
2014-15	Cleveland Browns.....	Defensive Assistant
2016	Bowling Green State Univ....	Dir. of Football Operations
2017	Bowling Green State Univ.....	Safeties
2018	Green Bay Packers.....	Defensive Quality Control
2019-21	Green Bay Packers.....	Assistant Defensive Backs

Downard spent the 2014-15 seasons as a defensive assistant with the Browns, assisting Cleveland's defensive backs in 2015 and the defensive line in 2014. In 2014, the Browns led the league in opponent passer rating (74.1) and opponent completion percentage (57.1) and ranked No. 2 in INTs (21). Cleveland's defense also was tied for No. 4 in the NFL in total takeaways (29) and ranked No. 9 in points allowed (21.1 ppg) that season.

Prior to joining the Browns, Downard was a graduate assistant at Texas Tech and Toledo. At Texas Tech, Downard assisted current Packers outside linebackers coach Mike Smith while Smith was the Red Raiders' co-defensive coordinator.

Downard played defensive back at Eastern Michigan (2007-10), where his six INTs in 2007 ranked No. 2 in the country among freshmen and No. 12 overall in the nation. His freshman campaign saw him earn Freshman All-America honorable mention from Scout.com. As a team captain his senior year, Downard finished No. 3 on the Eagles with 60 total tackles.

Downard was born June 22, 1988, in Lima, Ohio. He and his wife, Julie, live in Hobart, with their three sons, Jaxon, Camden and Hayes.



CONNOR LEWIS

Special Teams Assistant/Game Management Specialist

Second Season as NFL Coach // Sixth Packers Season

Named to his current position on March 1, 2021, Connor Lewis enters his first season as a special teams assistant/game management specialist and his sixth season with the Packers. Originally hired as a football technology analyst intern in 2016, Lewis spent three seasons (2017-19) as a football technology analyst and one season (2020) as an offensive quality control coach in Green Bay.

In his current role, Lewis works closely with special teams coordinator Maurice Drayton and assistant special teams coach Rayna Stewart with a focus on opponent scouting and game-plan preparation.

As an offensive quality control coach in 2020, Lewis worked with offensive coordinator Nathaniel Hackett with a focus on coaching the offensive line, a unit that allowed one sack/zero sacks in 13 games on the season, tied for No. 1 in team history. T David Bakhtiari and C Corey Linsley were both named first-team All-Pro by *The Associated Press*, while Bakhtiari and G Elton Jenkins each received Pro Bowl honors.

As a football technology analyst, Lewis assisted the offensive coaching staff in data analysis, playing rules and game management. He worked closely with director of football technology Mike Halbach on various projects to help the coaching staff be prepared for upcoming games.

Prior to arriving in Green Bay, Lewis spent the 2015 season as an independent consultant for the Oakland Raiders. He was instrumental in evaluating contracts and building a database for the Raiders to store personnel items. Lewis was also responsible for calculating projected values of contracts and verifying key financial metrics for players across the league.

In his first role in the NFL, Lewis worked in the football analytics and information department with the New York Giants in 2014. He studied opponent trends and game-management situations to be used by the coaching staff. Lewis also assisted the coaching staff with self-scouting and opponent analysis.



AT A GLANCE ...

- Promoted to special teams assistant/game management specialist on March 1, 2020, after one season as an offensive quality control coach.
- First joined the Packers as a football technology analyst intern in 2016 and then spent three seasons (2017-19) as a football technology analyst.
- Served as an independent consultant for the Oakland Raiders (2015) and worked in the football analytics and information department with the New York Giants (2014).
- A graduate of Vanderbilt University, he spent three seasons working in the football office, assisting the director of player personnel, the director of recruiting and the coaching staff.

COACHING BACKGROUND

Years	College/Pro Team	Position Coached
2020	Green Bay Packers	Offensive Quality Control
2021	Green Bay Packers	Special Teams Asst./ Game Management Specialist

Lewis earned his bachelor's degree in mathematics with a corporate strategy minor at Vanderbilt University (2010-14). While attending school, he spent three seasons working in the football office (2012-14), assisting the director of player personnel, the director of recruiting and the coaching staff. Lewis worked primarily with player personnel in evaluating high school prospects. He also spent time with the ticket-services department with the Tennessee Titans while attending school.

Born in Littleton, Colo., Lewis was a three-year letterman at Chatfield Senior High School (2006-2010) in Littleton, earning all-conference honors as an OLB in 2009. He also lettered in lacrosse for three years. Lewis currently resides in Green Bay.

PRESIDENT KENNEDY ASSISTS PACKERS TO 1961 CHAMPIONSHIP

Vince Lombardi won nine straight postseason games, a streak that began in 1961 during the Berlin Crisis when Paul Hornung, Ray Nitschke and Boyd Dowler were called up to active military duty.

Hornung was ordered to report to Fort Riley, Kan.; Nitschke and Dowler to Fort Lewis, Wash.

All three reported by mid-November and were at the mercy of their base commanders as far as getting weekend passes to play football. In the end, Dowler played all 14 games that season, and Nitschke and Hornung each played 12.

In fact, Hornung played enough to be named the NFL's Most Valuable Player.

But with the league's championship game scheduled for Dec. 31, Lombardi was fretting over how much practice time the three would get.

That proved to be no problem for Dowler and Nitschke. They were given 14-day leaves and arrived back in Green Bay on Dec. 22. But Hornung was awarded just a six-day leave that wasn't going to start until Dec. 27, leaving him scant time to practice.

Based on secondhand accounts, the story goes that Lombardi decided to pull some strings. He had President John F.

Kennedy's private phone number at the White House and called him. Kennedy, in turn, called Fort Riley with clear instructions that Hornung be given an earlier release.

Orders were followed and Hornung arrived in Green Bay not only in time for a week of practice, but to escort a date to Green Bay's Charity Ball on Dec. 23.

The Packers ended up beating the Giants, 37-0, and Hornung was named the game's MVP.

The Berlin Crisis was a Cold War confrontation between the United States and the Soviet Union over the occupation of the German capital. At its height in late 1961, there was fear that it could trigger a nuclear war.



JERRY MONTGOMERY

Defensive Line

Seventh NFL Season // Seventh Packers Season

Jerry Montgomery begins his seventh season with the Packers in 2021 and fourth as defensive line coach after spending three seasons (2015-17) as defensive front assistant. He joined the Packers after coaching at the collegiate level for 11 seasons and at the high-school level for two seasons. Originally named to his current position on Jan. 24, 2018, and retained by Head Coach Matt LaFleur on Jan. 31, 2019, Montgomery has been a part of 10 teams as either a player or coach that have earned postseason berths.

Under Montgomery's guidance in 2020, DL Kenny Clark remained one of the NFL's best interior defenders. Clark finished the season strong, registering 2 1/2 sacks in the postseason, marking just the ninth time a Packer (since 1982) had registered a sack in multiple games in the same postseason. DL Kingsley Keke continued to develop in his second season with Montgomery, finishing last season with four sacks to rank tied for No. 3 on the team.

In 2019, Clark earned his first career Pro Bowl nod and matched his career high (2018) with six sacks. Additionally, according to NFL Next Gen Stats, Clark's 49 QB pressures ranked No. 2 in the NFL in '19 among players who played at least 75 percent of their snaps on the interior defensive line, trailing only Rams DT Aaron Donald (69). Clark also ranked No. 2 on the team with a career-high 89 tackles (52 solo), including 11 tackles for a loss.

In 2018, the line contributed to a defense that tied for No. 8 in the NFL with 44 sacks, the most by the Packers since they posted the same number in 2013. In his third season as a pro, Clark was No. 2 on the team with a career-high six sacks despite missing three games due to injury. Named a Pro Bowl alternate, Clark was tied for the team lead with 13 tackles for a loss and led the line with 73 tackles (46 solo).

Montgomery's third season in Green Bay in 2017 saw him help guide DT Mike Daniels, who earned his first Pro Bowl selection while ranking No. 4 on the team with five sacks to go along with a career-high 72 tackles. Clark led the defensive line with 78 tackles, and his 4½ sacks in December were the second most in the NFL among DTs.

Montgomery spent two seasons (2013-14) as the defensive line coach at Oklahoma, where he also played a big role in recruiting, being named Scout.com's Big 12 Recruiter of the Year after the 2014 season. After joining the Oklahoma staff on Feb. 25, 2013, he helped revamp the Sooners' defensive line with young players that included Charles Tapper, a 2013 All-Big 12 first-team selection by the conference's coaches. In his first season, OU led the Big 12 and ranked No. 10 in the nation in opponent third-down conversions (60). The Sooners also led the Big 12 in total defense (350.2 ypg) and pass defense (212.5 ypg) and ranked second in turnover margin (plus-9), run defense (137.6 ypg) and opponent third-down percentage (33.7).

In his two years at Michigan, the Wolverines posted a 19-7 record and limited opponents to 18.6 points per game, and two of Montgomery's linemen, Mike Martin and Craig Roh, earned second-team All-Big Ten honors. In 2012, the Wolverines earned a berth in the Capital One Bowl and ranked No. 13 among FBS schools in total defense (320.0 ypg). In 2011, Michigan allowed 131.7 rushing yards per game, third best in the Big Ten, and finished 11-2 with a victory in the Sugar Bowl.

Montgomery helped produce three All-Mountain West Conference linemen in two years at Wyoming. In his first season, he guided John Fletcher to an All-MWC first-team selection and Mitch Unrein to All-MWC honorable mention and selection as the 2009 New Mexico Bowl Defensive MVP. In Montgomery's second season, Josh Biezuns earned second-team All-MWC honors.

Montgomery's tenure at Northern Iowa began as a graduate assistant/defensive tackles coach in 2006 and finished with two years (2007-08) as the defensive line coach. The Panthers ad-

AT A GLANCE ...



- Joined the Packers on Feb. 12, 2015, as defensive front assistant before being promoted to defensive line coach on Jan. 24, 2018.
- Enters his seventh season as an NFL coach after coaching at the collegiate (11) and high-school (two) level for 13 years.
- Has overseen the development of DL Kenny Clark, who earned his first career Pro Bowl nod and matched his career high with six sacks in 2019.
- Spent nine seasons as the defensive line or defensive tackles coach at Northern Iowa (2006-08), Wyoming (2009-10), Michigan (2011-12) and Oklahoma (2013-14).
- Following the 2014 season, was promoted to co-defensive coordinator at Oklahoma and was named Scout.com's Big 12 Recruiter of the Year.
- Played defensive tackle for Iowa, starting three of his four years for the Hawkeyes. As a senior in 2001, helped Iowa tie for a fourth-place finish in the Big Ten, its highest since 1996, and beat Texas Tech in the Alamo Bowl. Played in the Hula Bowl All-Star Game following his senior season.
- Went to training camp with the New Orleans Saints in 2002 and played in the Arena Football League with the Chicago Rush, Colorado Crush and Las Vegas Gladiators from 2003-05.

COACHING BACKGROUND

Years	College/Pro Team	Position Coached
2002	Univ. of Iowa	Student Assistant
2005	North Iowa Comm. College	Defensive Coordinator
2006	Univ. of Northern Iowa	Graduate Assistant/ Defensive Tackles
2007-08	Univ. of Northern Iowa	Defensive Line
2009-10	Univ. of Wyoming	Defensive Line
2011-12	Univ. of Michigan	Defensive Line
2013-14	Univ. of Oklahoma	Defensive Line
2015-17	Green Bay Packers	Defensive Front Assistant
2018-21	Green Bay Packers	Defensive Line

vanced to the FCS playoffs all three seasons, won the 2008 Missouri Valley Football Conference title and finished with 12 wins in both 2007 and 2008. UNI ranked in the top 10 in total defense among FCS teams in both 2007 and 2008.

In two years as defensive line coach at UNI, Montgomery had three all-conference selections both seasons: James Ruffin (first-team All-Gateway and first-team All-MVFC), Mark Huygens (second-team All-Gateway), Jordan Lacy (honorable mention All-Gateway), Everett Pedscleaux (first-team All-MVFC) and Jeremy Robertson (second-team All-MVFC).

Montgomery began his coaching career as a student assistant at Iowa. He was part of a Hawkeye staff that helped Iowa post an 11-2 record and play in the 2003 Orange Bowl. Montgomery continued coaching as an assistant at Iowa City West High School (2003-04) and as the defensive coordinator at North Iowa Community College (2005) while also playing for the Chicago Rush, Colorado Crush and Las Vegas Gladiators of the Arena Football League (2003-05).

Montgomery played defensive tackle for Iowa, starting three of his four years for the Hawkeyes. As a senior in 2001, he helped Iowa tie for a fourth-place finish in the Big Ten, its highest since 1996, and beat Texas Tech in the Alamo Bowl. He played in the Hula Bowl All-Star Game following his senior season and spent the 2002 training camp with the New Orleans Saints.

Montgomery was born Sept. 19, 1979, in Los Angeles, Calif., and raised in Mossville, La. He was named a *Street & Smith* All-American two straight years at Virgin Valley High School (Mesquite, Nev.) as he recorded 38 career sacks, including 16 as a senior. Montgomery was named the Nevada Player of the Year in 1997 and was also a member of the state-champion basketball team as a junior.

Montgomery and his wife, Natalie, have three sons, Jayden, Evelyn and Jace, and two daughters, Talayla and Havana.



KIRK OLIVADOTTI

Inside Linebackers

19th NFL Season // Third Packers Season

Entering his 19th season as a coach in the NFL, Kirk Olivadotti begins his third year with the Packers in 2021 as the club's inside linebackers coach.

Named to his position on Jan. 24, 2019, by Head Coach Matt LaFleur, Olivadotti (ah-luh-vuh-DOT-ee) came to Green Bay after spending 16 seasons with the Washington Football Team (2000-10, 2014-18). He is one of 11 members on the team's assistant coach honor roll, which recognizes coaches with 10-plus seasons of service as an assistant in Washington. Olivadotti served as the inside linebackers coach at the University of Georgia from 2011-13.

In 2020, Olivadotti relied on significant contributions from a pair of rookie linebackers, Krys Barnes and Kamal Martin, as they combined to appear in 23 games with 16 starts. Barnes, undrafted out of UCLA, played in 13 games with 10 starts, leading NFL undrafted rookies with 78 total tackles (47 solo) and five tackles for a loss. He also started both of the team's playoff games, leading the Packers with 13 postseason tackles. Barnes became just the third undrafted player since 2000 to record 75-plus tackles as a rookie (Paul Worrlow and Joplo Bartu, 2013) as he averaged six tackles per game, ranking No. 3 among NFL undrafted rookies since 2000 (min. 40 tackles). He also became the first undrafted rookie LB to start a season opener for the Packers since the 1970 NFL/AFL merger, doing so at Minnesota (Sept. 13, 2020).

Olivadotti's first season in Green Bay in 2019 saw him lead a group that featured LB Blake Martinez, who set the franchise single-season record (since 1975) with 203 tackles (127 solo), eclipsing LB Nick Barnett's mark of 194 tackles in 2005. Additionally, Olivadotti's linebackers helped Green Bay's defense finish No. 9 in the NFL in points allowed (19.6 ppg.), the first time the Packers had finished in the top 10 in the league in the category since 2010.

In 2018, he tutored LB Mason Foster, who led Washington with a career-high 131 tackles (81 solo) and added a career-best two interceptions. Olivadotti also worked with LB Zach Brown, who finished No. 2 on the team with 96 tackles (69 solo), including 10 tackles for a loss, a sack and two forced fumbles. Brown led the team with 127 tackles (84 solo) in 2017, the most by a Washington player since LB London Fletcher in 2012 (139).

In 2016, Olivadotti guided LB Will Compton, who entered the league as an undrafted free agent in 2013, to a career-high 104 tackles (60 solo), five passes defended, two fumble recoveries, a forced fumble and an INT. Foster led the team with 123 tackles (88 solo), while rookie LB Su'a Cravens became the second-youngest player to play in a season opener for Washington (21 days, 67 days old).

In 2015, Olivadotti coached a unit that helped Washington to an NFC East title despite featuring a rotating cast of players due to injuries. Keenan Robinson and Perry Riley Jr. began the season as the starters on the inside, but with both sustaining injuries, Olivadotti developed Compton into a reliable starter as he ranked No. 2 on the club with 93 tackles (51 solo).

In his first season back in Washington in 2014, Olivadotti helped Robinson shine in his first season as a starter. Despite missing three games, Robinson led the team with 108 tackles (70 solo), including a 14-tackle effort vs. Tennessee in Week 7 that earned him NFC Defensive Player of the Week honors.

At Georgia, Olivadotti coached an inside-linebacker group that featured Alec Ogletree, who was selected in the first



AT A GLANCE ...

- Joined the Packers on Jan. 24, 2019.
- In 2020, coached LB Krys Barnes as he led NFL undrafted rookies with 78 total tackles (47 solo) and five tackles for a loss, becoming just the third undrafted player since 2000 to record 75-plus tackles as a rookie (Paul Worrlow and Joplo Bartu, 2013).
- Tutored former Packers' LB Blake Martinez in 2019 as he set the franchise single-season record (since 1975) with 203 tackles (127 solo), eclipsing LB Nick Barnett's mark of 194 tackles in 2005.
- Prior to coming to Green Bay, spent 16 seasons with the Washington Football Team (2000-10, 2014-18). Is one of 11 members on the team's assistant coach honor roll, which recognizes coaches with 10-plus seasons of service as an assistant in Washington.
- Was on staffs that helped Washington finish in the top 10 in the league in overall defense in eight seasons (2000-02, 2004-05, 2007-09).
- In 2009, tutored a pair of linebackers to their first career Pro Bowls, with London Fletcher earning the honor for the first time in his 12 years in the league and Brian Orakpo becoming the first Washington defensive rookie to be selected since the 1970 AFL-NFL merger.
- Coached inside linebackers at the University of Georgia from 2011-13, including Alec Ogletree, who was selected by the St. Louis Rams in the first round (No. 30 overall) in the 2013 NFL Draft. Helped the Bulldogs win two SEC East titles and 30 games during his three seasons at the school.
- Began his coaching career on the collegiate level in 1997 at Maine Maritime Academy as the wide receivers/tight ends coach for one season. Worked at Indiana State for two seasons (1998-99) as an assistant before making the transition to the NFL.

COACHING BACKGROUND

Years	College/Pro Team	Position Coached
1997	Maine Maritime Academy.....	Wide Receivers/Tight Ends
1998-99	Indiana State Univ.	Assistant Coach
2000-03	Washington Football Team..	Defensive Quality Control/ Defensive Backs Asst.
2004-05	Washington Football Team..	Defensive Quality Control/ Special Teams Asst.
2006	Washington Football Team.....	Defensive Line Asst./ Special Teams Asst.
2007-09	Washington Football Team.....	Linebackers
2010	Washington Football Team.....	Defensive Assistant
2011-13	Univ. of Georgia.....	Inside Linebackers
2014-18	Washington Football Team.....	Inside Linebackers
2019-21	Green Bay Packers.....	Inside Linebackers

round (No. 30 overall) by the St. Louis Rams in the 2013 NFL Draft. Olivadotti was part of a staff that helped the Bulldogs win two SEC titles and 30 games during his three seasons at the school. In 2011, Georgia ranked No. 5 in the nation in total defense (277.2 ypg) and No. 15 in scoring defense (19.2 ppg).

During Olivadotti's initial 11-season stint with Washington (2000-10), the team finished in the top 10 in the NFL in overall defense eight times (2000-02, 2004-05, 2007-09) and allowed 313.1 yards per game over that span (No. 7 in the NFL).

In 2009, Olivadotti tutored a pair of linebackers to their first career Pro Bowls, with Fletcher earning the honor for the first time in his 12 years in the league and Brian Orakpo becoming the first Washington defensive rookie to be selected since the 1970 AFL-NFL merger. Fletcher led the team with 172 tackles (108 solo), while Orakpo set a team rookie record with 11 sacks, which led all NFL rookies in 2009 and was tied for the most among NFC linebackers with Cowboys LB DeMarcus Ware.

In 2008, Olivadotti's linebackers played a pivotal role in Washington ranking No. 4 in the league in overall defense

(288.8 ypg), No. 6 in points allowed (18.5 ppg) and No. 8 in rushing defense (95.4 ypg). In his first season as linebackers coach in 2007, the team finished No. 8 in the NFL in overall defense (305.3 ypg) and No. 4 in rushing defense (91.3 ypg) as the tandem of Fletcher (156) and Rocky McIntosh (105) finished as the team's top tacklers.

In 2006, Olivadotti served as defensive line assistant/special teams assistant for Washington. He also assisted with the special teams in 2004-05 in addition to working as a defensive quality control coach. Olivadotti served as a defensive quality control coach for his first four seasons (2000-03) with the team and also assisted with the defensive backs. He was a part of staffs that helped Washington rank No. 3 in the league in overall defense in 2004 (267.6 ypg, No. 4 in team history), No. 5 in 2002 (299.2 ypg) and No. 4 in 2000 (280.1 ypg).

Olivadotti began his coaching career on the collegiate level in 1997 at Maine Maritime Academy, where he worked with the wide receivers and tight ends for one season. He then spent two seasons as an assistant coach at Indiana State University (1998-99) before making the transition to the NFL.

Olivadotti was a four-year letterwinner as a wide receiver at Purdue from 1993-96. His father, Tom, was a defensive assistant coach in the NFL for 21 seasons with the Cleveland Browns (1985-86), Miami Dolphins (1987-95), Minnesota Vikings (1996-99), N.Y. Giants (2000-03) and Houston Texans (2004-05). He also was the defensive coordinator for the University of Miami in 1983 when the Hurricanes won their first national title.

Born Jan. 1, 1974, in Wilmington, Del., Olivadotti earned his bachelor's degree in education and his master's degree in education administration, both from Purdue. He and his wife, Keely, have a daughter, Kasyn, and a son, Kruz.

WARMEST RECORDED GAMES, PACKERS HISTORY (SINCE 1959)

WARMEST RECORDED HOME GAMES, TEAM HISTORY

89	S	24	2017	Cincinnati Bengals (GB)+W	27	24
85	S	10	1978	New Orleans Saints (Milw)W	28	17
84	O	6	1963	Los Angeles Rams (GB)W	42	10
83	S	12	1976	San Francisco 49ers (GB)L	14	26
83	S	8	2002	Atlanta Falcons (GB)+W	37	34
82	S	26	1999	Minnesota Vikings (GB)W	23	20
81	S	6	1998	Detroit Lions (GB)W	38	19
80	S	15	1968	Philadelphia Eagles (GB)W	30	13
80	S	16	2018	Minnesota Vikings (GB)+T	29	29
79	S	20	1970	Detroit Lions (GB)L	0	40
79	S	9	1990	Los Angeles Rams (GB)W	36	24
79	O	7	2007	Chicago Bears (GB)L	20	27
78	S	17	1967	Detroit Lions (GB)T	17	17
78	S	18	1983	Los Angeles Rams (Milw)W	27	24
78	S	11	1994	Miami Dolphins (Milw)L	14	24
78	S	17	2006	New Orleans Saints (GB)L	27	34

+ — overtime

WARMEST RECORDED ROAD GAMES, TEAM HISTORY


102	S	24	1978	@ San Diego ChargersW	24	3
102	S	21	2003	@ Arizona CardinalsL	13	20
90	S	19	1965	@ Pittsburgh SteelersW	41	9
90	S	13	1992	@ Tampa Bay BuccaneersL	3	31
90	S	11	2016	@ Jacksonville JaguarsW	27	23
89	S	20	1981	@ Los Angeles RamsL	23	35
88	O	14	1990	@ Tampa Bay BuccaneersL	14	26
88	O	27	1991	@ Tampa Bay BuccaneersW	27	0
88	O	18	2020	@ Tampa Bay BuccaneersL	10	38
87	S	23	1984	@ Dallas CowboysL	6	20
87	S	18	1988	@ Miami DolphinsL	17	24
87	N	11	1990	@ Los Angeles RaidersW	29	16
87	S	24	2000	@ Arizona CardinalsW	29	3

WARMEST OCTOBER HOME GAMES

84	O	6	1963	Los Angeles Rams (GB)W	42	10
79	O	7	2007	Chicago Bears (GB)L	20	27
75	O	25	1964	Los Angeles Rams (Milw)L	17	27
74	O	13	1968	Los Angeles Rams (Milw)L	14	16
73	O	5	1997	Tampa Bay Buccaneers (GB)	...W	21	16
72	O	8	1961	Baltimore Colts (GB)W	45	7
72	O	3	1976	Detroit Lions (GB)W	24	14
72	O	1	2000	Chicago Bears (GB)L	24	27
71	O	2	1983	Tampa Bay Buccaneers (GB)	...W	55	14
70	O	1	1989	Atlanta Falcons (Milw)W	23	21
69	O	1	1967	Atlanta Falcons (Milw)W	23	0
69	O	14	1973	Kansas City Chiefs (Milw)T	10	10
69	O	8	2006	St. Louis Rams (GB)L	20	23
69	O	16	2016	Dallas Cowboys (GB)L	16	30

WARMEST NOVEMBER HOME GAMES

68	N	6	2016	Indianapolis Colts (GB)L	26	31
60	N	29	1998	Philadelphia Eagles (GB)W	24	16
59	N	18	2001	Atlanta Falcons (GB)L	20	23
57	N	3	1963	Pittsburgh Steelers (Milw)W	33	14
56	N	1	1981	Seattle Seahawks (GB)W	34	24
55	N	15	2015	Detroit Lions (GB)L	16	18
53	N	8	1981	New York Giants (Milw)W	26	24
53	N	15	1981	Chicago Bears (GB)W	21	17
53	N	5	1989	Chicago Bears (GB)W	14	13
53	N	22	2009	San Francisco 49ers (GB)W	30	24
52	N	9	1970	Baltimore Colts (Milw)L	10	13
52	N	2	1975	Minnesota Vikings (GB)L	17	28
52	N	9	1980	San Francisco 49ers (Milw)W	23	16
52	N	1	1987	Tampa Bay Buccaneers (Milw)L	17	23
52	N	4	2001	Tampa Bay Buccaneers (GB)W	21	20



With construction in progress on the north end zone, Brett Favre watches a flyover before the Packers' 2002 marathon win over Atlanta, tied for Lambeau's fourth-hottest game.

WARMEST DEC./JAN. HOME GAMES

57	D	2	1962	Los Angeles Rams (Milw)W	41	10
53	D	13	2015	Dallas Cowboys (GB)W	28	7
50	D	2	1973	New Orleans Saints (Milw)W	30	10
45	D	9	1990	Seattle Seahawks (Milw)L	14	20
45	D	28	2003	Denver Broncos (GB)W	31	3
45	D	2	2012	Minnesota Vikings (GB)W	23	14
43	D	5	1982	Buffalo Bills (Milw)W	33	21
43	D	11	2011	Oakland Raiders (GB)W	46	16
42	D	3	1961	New York Giants (Milw)W	20	17
42	D	13	1998	Chicago Bears (GB)W	26	20
42	D	3	2017	Tampa Bay Buccaneers (GB)+W	26	20
41	D	17	2006	Detroit Lions (GB)W	17	9
40	D	5	1965	Minnesota Vikings (GB)W	24	19
40	D	18	1977	San Francisco 49ers (Milw)W	16	14
40	D	6	1981	Detroit Lions (GB)W	31	17



JUSTIN OUTTEN

Tight Ends

Sixth NFL Season // Third Packers Season

Entering his sixth season as a coach in the NFL, Justin Outten begins his third year with the Packers in 2021 as the club's

tight ends coach.

Named to his position on Jan. 24, 2019, by Head Coach Matt LaFleur, Outten (OW-ten) joined Green Bay after spending three seasons with the Atlanta Falcons, serving as an offensive intern in 2016 and as an offensive assistant in 2017-18. In all three of his seasons in Atlanta, Outten assisted with the offensive line.

Last season, Outten mentored TE Robert Tonyan as he tied the single-season franchise record (Paul Coffman, 1983) for the most TD receptions by a tight end, finishing with a career-high 11 TDs (No. 2 on the team) while also recording career highs with 52 receptions (No. 2) and 586 receiving yards. Tonyan also tied for No. 1 in the NFL in TD receptions among tight ends (Travis Kelce, 11), becoming the first Packer to rank first in the NFL among TEs since Bubba Franks (tied for No. 1 in 2002), and ranked No. 4 among league TEs (min. 50 rec.) with an average of 11.3 yards per catch. Outten's tight-end group also helped clear holes for a Green Bay offense that ranked No. 8 in the league in rushing (132.4 ypg) and No. 7 in yards per carry (4.78).

In 2019, Outten saw four of his tight ends (Jimmy Graham, Mercedes Lewis, Tonyan, Jace Sternberger) catch a TD pass (including playoffs), the most by the Packers since four tight ends posted TD receptions in 2010. His tight-end group helped the offense rank No. 2 in the league in giveaways (13), No. 1 in zero-turnover games (nine) and No. 8 in red-zone TD percentage (64.0). They contributed to an offense that recorded 18 rushing TDs, which was tied for No. 7 in the NFL and was the most by Green Bay since 2009 (20).

During his three seasons with the Falcons, Outten was part of an offensive staff that helped the team rank No. 1 in the league over that span in yards per play (6.26), No. 3 in total offense (389.9 ypg), passing offense (278.5 ypg) and plays of 10-plus yards (730), No. 4 in scoring (27.2 ppg), No. 6 in giveaways (47) and No. 7 in yards per carry (4.45).

In 2018 with Atlanta, Outten helped the Falcons rank in the top 10 in the league in several offensive categories, including third-down percentage (No. 4, 45.3), total offense (No. 6, 389.1 ypg), passing offense (No. 4, 290.8 ypg), scoring (No. 10, 25.9 ppg) and giveaways (t-No. 7, 18). Atlanta also generated 250 plays of 10-plus yards, good for No. 4 in the NFL. C Alex Mack and T Jake Matthews were both selected to the Pro Bowl, the first time since 1983 (T Mike Kenn, G R.C. Thielmann) that the Falcons had a pair of offensive linemen named to the all-star game. Outten was promoted to assistant offensive line coach following the 2018 season.

In Outten's first season as offensive assistant in 2017, the Falcons led the league in third-down percentage (44.7 percent), which was the sixth-best mark in team history to that point. Atlanta was tied for No. 3 in the league in sacks allowed with just 24, the top total posted by the Falcons since 2010 (23), and checked in at No. 8 in the NFL in both total offense (364.8 ypg) and passing offense (249.4).

As an offensive intern in '16, Outten was part of a staff that helped Atlanta set franchise records for total offense (415.8 ypg), points scored (540), passing offense (295.3



AT A GLANCE ...

- Joined the Packers on Jan. 24, 2019.
- Mentored TE Robert Tonyan as he recorded a career-high 11 TD receptions last season, tying the single-season franchise record (Paul Coffman, 1983) for the most TD receptions by a tight end.
- In 2019, his tight-end group helped clear the way for the Packers' 18 rushing TDs, which was tied for No. 7 in the NFL and was the most by Green Bay since 2009 (20).
- Spent three seasons with the Atlanta Falcons, serving as an offensive intern in 2016 and as an offensive assistant in 2017-18 working with the offensive line.
- During his three seasons with the Falcons, was part of an offensive staff that helped the team rank No. 1 in the league over that span in yards per play (6.26), No. 3 in total offense (389.9 ypg), passing offense (278.5 ypg) and plays of 10-plus yards (730), No. 4 in scoring (27.2 ppg), No. 6 in giveaways (47) and No. 7 in yards per carry (4.45).
- Helped the Falcons rank in the top 10 in the league in several offensive categories in 2018, including third-down percentage (No. 4, 45.3), total offense (No. 6, 389.1 ypg), passing offense (No. 4, 290.8 ypg), scoring (No. 10, 25.9 ppg) and giveaways (t-No. 7, 18).
- As an offensive intern in '16, was part of a staff that helped the Falcons set franchise records for total offense (415.8 ypg), points scored (540), passing offense (295.3 ypg) and yards per play (6.7).
- Coached at Westfield High School in Houston from 2008-15, where he served as the assistant head coach/offensive coordinator/offensive line coach.
- Started his coaching career as a graduate assistant at his alma mater, Syracuse University, in 2007. Lettered two years for the Orange, appearing in all 23 games with 22 starts at center during his final two seasons (2005-06).

COACHING BACKGROUND

Years	College/Pro Team	Position Coached
2007	Syracuse Univ.	Graduate Assistant
2016	Atlanta Falcons	Offensive Intern
2017-18	Atlanta Falcons	Offensive Assistant
2019-21	Green Bay Packers	Tight Ends

ypg) and yards per play (6.7) as the Falcons won the NFC title for only the second time in franchise history. Atlanta led the league in plays of 10-plus yards (250) and TDs of 10-plus yards (27) and ranked No. 5 in the NFL in both rushing offense (120.5 ypg) and yards per carry, with an average of 4.58 that was the fourth-best single-season mark in team history.

Outten coached at Westfield High School in Houston from 2008-15, where he served as the assistant head coach/offensive coordinator/offensive line coach. During his time at the school, he helped coach 24 offensive linemen who received scholarships to play on the collegiate level.

Outten's first coaching experience came at Syracuse as a graduate assistant in 2007, where he worked with the offensive line. Outten was a two-year letterman as a center at Syracuse, appearing in all 23 games with 22 starts during his final two seasons (2005-06) with the Orange. He was selected as a team captain as a senior and was a part of a team that won the Big East title in 2004.

Born Oct. 26, 1983, in Doylestown, Pa., Outten attended Central Bucks West High School in Doylestown. He and his wife, Vanessa, have a daughter, Bella, and a son, Jayce.



BEN SIRMANS

Running Backs

10th NFL Season // Sixth Packers Season

Ben Sirmans enters his 10th NFL season as an assistant coach in 2021 and his sixth with Green Bay as the team's running backs coach. Originally named to his position on Feb. 17, 2016, and retained by Head Coach Matt LaFleur on Jan. 31, 2019, Sirmans previously spent four seasons with the St. Louis Rams (2012-15) after 16 seasons in the college ranks.

Last season, Sirmans coached RB Aaron Jones as he recorded a career-high 1,104 yards on 201 carries with nine touchdowns and a franchise-record average of 5.49 yards per rush attempt (min. 200 att.), joining RB Ahman Green (2000-01) as the only Packers with 1,000-plus rushing yards, nine-plus rushing TDs and 45-plus receptions in back-to-back seasons. Jones earned his first Pro Bowl selection after becoming the first Packer with two TD runs of 75-plus yards in a season, and is just one of two players in NFL history (Jim Brown, 1957-60) to rush for 3,000-plus yards, 35-plus TDs and an average of 5.00-plus yards per carry in their first four seasons in the NFL. Sirmans also helped RB Jamaal Williams record his fourth consecutive season of 450-plus rushing yards and 200-plus receiving yards, while rookie RB AJ Dillon became the youngest player in team history (per Elias) to post 100-plus rushing yards and two-plus rushing TDs in a game when he finished with a career-high 124 rushing yards and two TDs on 21 carries (5.9 avg.) vs. Tennessee in Week 16.

In 2019, Sirmans tutored Jones, who had a career-best 16 rushing TDs, which was tied for the most in the NFL in '19 and was the second most in franchise history behind FB Jim Taylor (19 in 1962). Jones posted 1,084 rushing yards on 236 carries (4.6 avg.), the first 1,000-yard rusher for the Packers since RB Eddie Lacy in 2014. Jones' 236 attempts were the fewest carries needed by a 1,000-yard rusher in team history since RB John Brockington in 1971 (1,105 yards on 216 carries). Jones (49) and Williams (39) were the only running-back duo in the NFL to both have 35-plus receptions and multiple receiving TDs in 2019. As a group, Sirmans' backfield combined for the most receptions (101) by Green Bay RBs/FBs since 2006, the most receiving yards (881) since 2005 and the most receiving TDs (eight) since 2003.

Sirmans' third season in Green Bay saw him help guide the Packers to 1,667 rushing yards on 333 attempts, an average of 5.01 yards per carry that was the second-best mark in team history and ranked No. 2 in the league in 2018. Jones led the NFL (min. 100 att.) in yards per carry (5.47) in '18, the first Packer to lead the league in the category since the NFL went to a 16-game schedule in 1978.

In 2017, Sirmans first worked with Williams and Jones as they became the first rookie duo in franchise history to both rush for 400-plus yards in a season. Williams started seven contests and posted a team-high 556 yards rushing, the fourth most by a rookie in team annals. He registered 818 yards from scrimmage, the fourth-best total by a rookie in team history, highlighted by 115-plus yards from scrimmage in three consecutive games (Weeks 12-14), the first Green Bay rookie to do so since Billy Howton in 1952.

Jones played in 12 games with four starts in 2017 and rushed for 448 yards and four TDs on 81 carries, an average of 5.53 yards per carry that was good for No. 6 in franchise single-season history (min. 75 att.). Among RBs with 75-plus attempts, his rushing average ranked No. 2 in the league behind only Saints RB Alvin Kamara (6.07). Jones registered two 125-yard rushing games, matching the fran-

AT A GLANCE ...

- Joined the Packers on Feb. 17, 2016, as running backs coach.
- Enters his 10th season as an NFL coach after 16 seasons at the collegiate level.
- Mentored RB Aaron Jones as he finished the 2020 season with 1,104 yards (No. 4 in the NFL) on 201 carries, setting a franchise record (min. 200 att.) with an average of 5.49 yards per rush attempt.
- Coached Jones to a career-best 16 rushing TDs in 2019, tied for the most in the NFL that season.
- In 2018, helped guide a run game that averaged 5.01 yards per carry (1,667 yards on 333 attempts) as the Packers posted the second-best average in team history and ranked No. 2 in the league in the category.
- Tutored RBs Jamaal Williams (556 yards) and Jones (448 yards) in 2017 as they became the first rookie duo in team history to both rush for 400-plus yards in a season.
- Has helped a rookie running back lead the team in rushing in four of his last eight seasons as an NFL coach (2013-15 with St. Louis, 2017 with Green Bay).
- Helped RB Ty Montgomery transition from wide receiver in 2016 and led the NFL (min. 75 att.) with an average of 5.94 yards per carry.
- A developer of young running-back talent, he tutored Todd Gurley, who was named AP Offensive Rookie of the Year in 2015, as well as Zac Stacy and Tre Mason, while in St. Louis.
- A four-year letterman and starter at Maine, he earned all-conference and All-New England honors his senior year after rushing for 1,214 yards.

COACHING BACKGROUND

Years	College/Pro Team	Position Coached
1996-99	Univ. of Maine	Running Backs/Recruiting Coordinator
2000-04	Kent State University	Running Backs
2005	Michigan State University	Running Backs
2006	Michigan State University	Running Backs/Special Teams
2007-11	Boston College	Running Backs
2012-15	St. Louis Rams	Running Backs
2016-21	Green Bay Packers	Running Backs

chise rookie record (Brockington, 1971; Lacy, 2013) and tying for No. 4 in the league among all players in 2017.

In his first year with the Packers in 2016, Sirmans guided Ty Montgomery in a transition from wide receiver to running back after injuries to Lacy and James Starks. Montgomery started six games at RB and led the team with 457 yards and three TDs on just 77 carries, ranking No. 1 in the NFL (min. 75 att.) with an average of 5.94 yards per carry. At Chicago in Week 15, Montgomery registered career highs in every rushing category, racking up 162 yards and two TDs on 16 carries (10.1 avg.), the most rushing yards by a Packer since RB Samkon Gado had 171 yards vs. Detroit in 2005.

Sirmans joined the Packers after spending four seasons (2012-15) with the Rams and establishing himself as a strong developer of young backs. In each of his final three seasons in St. Louis, Sirmans coached a rookie RB who led the team in rushing. In 2015, Sirmans tutored first-round pick Todd Gurley, who led all rookies and finished third among all NFL runners in rushing yards with 1,106 yards (4.8 avg.) to become the first Rams rookie to rush for 1,000-plus yards since Hall of Famers Jerome Bettis (1993) and Eric Dickerson (1983). Named Offensive Rookie of the Year by *The Associated Press* and earning Pro Bowl honors, Gurley was the first rookie in NFL history to rush for 125-plus yards in four consecutive games (finished with five total), and his 566 yards rushing were the most in a player's first four starts in the Super Bowl era.

Under Sirmans' direction in 2014, third-round selection Tre Mason ran for a team-high 765 yards in 12 games and finished second in rushing among all rookies. In 2013, fifth-round pick Zac Stacy started the final 12 games of the season and rushed for 973 yards, the third-highest total by a rookie at that point in team history. In 2012, Sirmans guided veteran Steven Jackson to his eighth consecutive 1,000-yard season as he became just the sixth player in NFL history to rush for 1,000 yards in eight or more seasons.

Sirmans spent five seasons (2011-2007) as running backs coach at Boston College, where he mentored the school's No. 3 all-time leading rusher, Montel Harris. In 2011, Harris became the school's career rushing leader and was named the 2011 Atlantic Coast Conference Preseason Player of the Year before a knee injury ended his season prematurely. Harris received first-team All-ACC honors in 2010 after rushing for 1,243 yards on 269 carries (4.6 avg.) and eight touchdowns. Harris finished his junior campaign 126 yards shy of the all-time school rushing record, and was the active ACC rushing leader with 3,600 yards, the most ever recorded by a junior in the ACC.

In 2007, Sirmans helped RB Andre Callender set a BC single-season record for receptions (76), earning him All-ACC second-team honors. Callender led the ACC in yards from scrimmage with 1,709 and set a single-season ACC record for most pass receptions by a running back. The 2007 Eagles began the season 8-0 and ranked No. 2 in the country en route to finishing 11-3, the first BC team to win 11 games since 1940.

Prior to his time at Boston College, Sirmans coached running backs at Michigan State in 2005, where the Spartans finished 20th in the nation in rushing (201.8 ypg). In 2006, he coached special teams as well as the running backs.

Sirmans spent five seasons (2000-04) coaching at Kent State, where he tutored the running backs. In 2001 and 2002, the team ran for 215.0 yards per game, finishing 13th and 15th nationally in rushing production those two seasons. In 2004, Kent State scored 30.5 points per game, the second-highest mark in school history.

Sirmans began his coaching career at his alma mater, the University of Maine, serving as running backs coach and recruiting coordinator from 1996-1999. As a four-year letterman and starter, Sirmans was a running back under current Iowa head coach Kirk Ferentz for three years (1990-92). He ran for 1,214 yards, earning all-conference and All-New England honors his senior year. He graduated from Maine in 1993 with a degree in physical education, health and recreation.

Sirmans was born Oct. 17, 1970, in East Orange, N.J. He is married to the former Letia Thompson. The couple has a son, Marcus, 12.

COLDEST RECORDED HOME GAMES, PACKERS HISTORY (SINCE 1959)

COLDEST RECORDED HOME GAMES,

TEAM HISTORY

-13	D 31	1967	Dallas Cowboys (GB)W	21	17
-1	J 20	2008	New York Giants (GB)L	20	23
0	D 26	1993	Los Angeles Raiders (GB)W	28	0
2	D 22	1990	Detroit Lions (GB)L	17	24
3	J 12	1997	Carolina Panthers (GB)W	30	13
3	D 7	2008	Houston Texans (GB)L	21	24
5	J 5	2013	San Francisco 49ers (GB)L	20	23
6	N 28	1976	Chicago Bears (GB)L	10	16
8	D 20	1992	Los Angeles Rams (GB)W	28	13
9	D 8	2013	Atlanta Falcons (GB)W	22	21
10	D 3	1972	Detroit Lions (GB)W	33	7
10	D 4	1977	Detroit Lions (GB)W	10	9
10	D 12	1982	Detroit Lions (GB)L	10	30
10	D 15	1991	Detroit Lions (GB)L	17	21
10	D 23	2017	Minnesota Vikings (GB)L	0	16

postseason games in bold

COLDEST SEPTEMBER HOME GAMES

43	S 26	1965	Baltimore Colts (Milw)W	20	17
46	S 24	2001	Washington Redskins (GB)W	37	0
49	S 30	2018	Buffalo Bills (GB)W	22	0
51	S 17	1973	New York Jets (Milw)W	23	7
51	S 21	1975	Detroit Lions (Milw)L	16	30
52	S 25	1960	Chicago Bears (GB)L	14	17
52	S 24	1961	San Francisco 49ers (GB)W	30	10
52	S 23	1990	Kansas City Chiefs (GB)L	3	17
53	S 19	1971	New York Giants (GB)L	40	42
53	S 29	1974	Detroit Lions (Milw)W	21	19

COLDEST OCTOBER HOME GAMES

36	O 26	1980	Minnesota Vikings (GB)W	16	3
37	O 15	2018	San Francisco 49ers (GB)W	33	30
38	O 11	1959	San Francisco 49ers (GB)W	21	20
39	O 29	1972	Minnesota Vikings (GB)L	13	27
39	O 31	1993	Chicago Bears (GB)W	17	3
40	O 18	1981	San Francisco 49ers (Milw)L	3	13
41	O 24	1965	Dallas Cowboys (Milw)W	13	3
41	O 28	1984	Detroit Lions (GB)W	41	9
42	O 17	1976	Philadelphia Eagles (GB)W	28	13
42	O 15	1978	Seattle Seahawks (Milw)W	45	28
42	O 17	1983	Washington Redskins (GB)W	48	47
42	O 22	1995	Minnesota Vikings (GB)W	38	21

COLDEST NOVEMBER HOME GAMES

6	N 28	1976	Chicago Bears (GB)L	10	16
19	N 24	2013	Minnesota Vikings (GB)T	26	26
22	N 12	1995	Chicago Bears (GB)W	35	28
22	N 23	1997	Dallas Cowboys (GB)W	45	17
25	N 22	1964	Cleveland Browns (Milw)W	28	21
26	N 27	1977	Minnesota Vikings (GB)L	6	13
27	N 9	1986	Washington Redskins (GB)L	7	16
27	N 19	2000	Indianapolis Colts (GB)W	26	24
28	N 15	1992	Philadelphia Eagles (Milw)W	27	24
28	N 29	2004	St. Louis Rams (GB)W	45	17
28	N 16	2014	Philadelphia Eagles (GB)W	53	20
28	N 30	2014	New England Patriots (GB)W	26	21
28	N 19	2017	Baltimore Ravens (GB)L	0	23
29	N 30	1975	Chicago Bears (GB)W	28	7
29	N 24	1991	Indianapolis Colts (Milw)W	14	10
29	N 28	1993	Tampa Bay Buccaneers (GB)W	13	10



MIKE SMITH

Outside Linebackers

Ninth Season as NFL Coach // Third Packers Season

Entering his ninth season as a coach in the NFL, Mike Smith begins his third year with the Packers in 2021 as the club's outside linebackers coach. Named to his position on Jan. 25, 2019, by Head Coach Matt LaFleur, Smith came to Green Bay after spending three seasons with the Kansas City Chiefs, having served as outside linebackers coach in 2018 and as the assistant defensive line coach in 2016-17.

Smith's first NFL coaching experience came with the N.Y. Jets, where he worked as a coaching intern for two years (2010-11) and the outside linebackers coach in 2012. He also brings four years of coaching experience at the college level, with three seasons at his alma mater, Texas Tech (2013-15), and one season at the University of Hawaii (2009).

Highlighted by LB Za'Darius Smith, the 2020 season saw Smith's unit again lead the Packers' pass-rush effort. Z. Smith was named to the Pro Bowl for the second straight season after tying for No. 4 in the NFL with 12½ sacks. He became the first Packers defender to earn a Pro Bowl selection in consecutive years since LB Clay Matthews in 2014-15. Additionally, Z. Smith earned second-team All-Pro honors from *The Associated Press* for the first time in his career, becoming the first Packers LB to be named All-Pro since Matthews in 2012. In his two years working under Smith, Z. Smith has posted 26 sacks, the most by a player in his first two seasons with the Packers and tied for No. 3 in the NFL over that span.

Smith also oversaw the development of second-year LB Rashaan Gary in 2020. Despite only starting four games, Gary finished No. 2 on the team with five sacks and tied for No. 2 on the team with 11 QB hits during the regular season.

In his first season with the Packers, Smith oversaw the most productive pass-rushing duo in the NFL. Signed as free agents in March 2019, LBs Z. Smith (13½) and Preston Smith (12) both posted career-high sack totals as they became the first duo in team history (since 1982) to post 12-plus sacks each in the same season and the first duo in NFL history to both register 12-plus sacks in their first season as teammates. The lone teammate duo in the league with 12-plus sacks each in 2019, Z. Smith ranked tied for No. 1 in the NFL among linebackers with 37 QB hits and tied for No. 2 with 50 total pressures, while P. Smith ranked No. 7 with 23 QB hits and No. 9 with 34 total pressures (according to Sportradar).

Z. Smith's sack total was tied for No. 5 in a season in team history (since 1982), and according to NFL Next Gen Stats, he led the NFL in disruptions (combined total of hurries, pressures or sacks – one per play) in 2019 with 84. Following the season, he was named to his first career Pro Bowl.

In 2018, Smith tutored LB Dee Ford, who was tied for No. 2 among NFL linebackers with a career-high 13 sacks on his way to earning Pro Bowl recognition for the first time in his career. Ford was also tied for the league lead (DE J.J. Watt) with a career-best seven forced fumbles, tied for the second most in a season in franchise history behind only LB Derrick Thomas (eight in 1992).

Smith also coached veteran LB Justin Houston in 2018, helping him register nine sacks and five forced fumbles in 12 games of action. Ford and Houston became the first Kansas City duo to both register five-plus forced fumbles in the same season since DEs Jared Allen and Tamba Hali accomplished the feat in 2006. Ford and Houston joined Broncos LBs Von Miller and Bradley Chubb as the only teammate duo in the NFL in 2018 to both register nine-plus sacks on the season.

AT A GLANCE ...

- Joined the Packers on Jan. 25, 2019.
- Coached LB Za'Darius Smith the past two seasons (2019-20) as he totaled 26 sacks, the most by a player in his first two seasons with the Packers and tied for No. 3 in the NFL over that span.
- Oversaw the NFL's most productive pass-rushing duo in 2019 as LBs Z. Smith (13 1/2) and Preston Smith (12) became the first duo in NFL history to both register 12-plus sacks in their first season as teammates.
- Spent three seasons (2016-18) with the Kansas City Chiefs, serving as outside linebackers coach in 2018 and assistant defensive line coach in 2016-17.
- Tutored LB Dee Ford in '18, who earned Pro Bowl honors after tying for No. 2 among NFL linebackers with a career-high 13 sacks and tying for the league lead with a career-best seven forced fumbles, tied for the second most in a season in team history behind only LB Derrick Thomas (eight in 1992).
- In his first season with the Chiefs in 2016, assisted with the development of DL Chris Jones, who played in all 16 games with 11 starts and was named to the PFWA All-Rookie team.
- Prior to his arrival in Kansas City, coached at his alma mater, Texas Tech, for three seasons (2013-15), serving as the co-defensive coordinator and defensive line coach in 2015 after working as the interim defensive coordinator and outside linebackers coach in 2014. Was also the co-defensive coordinator/outside LBs coach in 2013.
- Worked the previous three seasons for the New York Jets, coaching the outside linebackers in 2012 and serving as a coaching intern in 2010-11. Helped tutor LB Aaron Maybin in 2011, who led the Jets with six sacks and four forced fumbles in only 13 games of action.
- Was drafted by the Baltimore Ravens in the seventh round (No. 234 overall) of the 2005 NFL Draft out of Texas Tech and went on to play from 2005-07 for the Ravens before his career was cut short due to injuries in 2008.

COACHING BACKGROUND

Years	College/Pro Team	Position Coached
2009	Univ. of Hawaii	Linebackers
2010-11	New York Jets	Coaching Intern
2012	New York Jets	Outside Linebackers
2013	Texas Tech Univ.	Co-Defensive Coordinator/ Outside Linebackers
2014	Texas Tech Univ.	Defensive Coordinator/Outside LBs
2015	Texas Tech Univ.	Co-Defensive Coordinator/ Defensive Line
2016-17	Kansas City Chiefs	Assistant Defensive Line
2018	Kansas City Chiefs	Outside Linebackers
2019-21	Green Bay Packers	Outside Linebackers

Smith's outside linebackers helped the Kansas City defense tie for the league lead with 52 sacks in 2018, the third most in franchise history as the Chiefs led the NFL in the category for the first time since 1990. Kansas City's defense led the league with 23 forced fumbles in '18, the most by the Chiefs since they recorded the same number in 2006.

In 2017, Smith worked as the assistant defensive line coach, helping tutor a line that produced 11½ sacks and 21 tackles for a loss. DL Chris Jones ranked No. 2 on the team with 6½ sacks, three of which came in a Week 2 contest vs. Philadelphia as he became the first Chiefs defensive lineman to record three sacks in a game since 2010. Jones earned AFC Defensive Player of the Week honors for his performance against the Eagles, one that included two forced fumbles and his first career interception.

In 2016, Smith assisted with a defensive line that helped limit opponents to an average of 19.4 points per game, good for No. 7 in the NFL. He played an instrumental role in

the development of Jones, who played in all 16 games with 11 starts and was named to the PFWA All-Rookie team. The defensive line also helped the Chiefs rank No. 1 in the league in takeaways (33), No. 5 in red-zone defense (49.1 percent) and tied for No. 6 in TDs allowed (34).

Prior to his arrival in Kansas City, Smith coached at his alma mater, Texas Tech, for three seasons (2013-15). He served as the co-defensive coordinator and defensive line coach in 2015 after working as the interim defensive coordinator and outside linebackers coach in 2014. Under his guidance in '14, junior LB Pete Robertson led the Big 12 and was tied for No. 7 in the country with 12 sacks on his way to earning first-team AP All-Big 12 honors. Smith served as the co-defensive coordinator and outside linebackers coach in his first season with the Red Raiders in 2013, helping the defense nearly double its takeaway total from the previous season.

Smith worked the previous three seasons for the New York Jets, coaching the outside linebackers in 2012 and serving as a coaching intern in 2010-11. In 2012, he was part of a staff that helped the Jets rank No. 2 in the league in passing yards allowed (189.8 ypg) and opponent completion percentage (53.8) and No. 7 in opponent passer rating (78.2). Smith helped tutor LB Aaron Maybin in 2011, who led the Jets with six sacks and four forced fumbles in only 13 games of action. Smith was part of a defensive staff that helped New York rank No. 3 in the league in total defense (291.5 ypg), run defense (90.9 ypg) and yards allowed per carry (3.56) in 2010 as the Jets advanced to the AFC Championship Game.

Smith's coaching career began in 2009 when he served as the linebackers coach at the University of Hawaii, where he tutored LB Blake Soares, who posted a team-high 107 tackles (58 solo) on his way to earning first-team All-Western Athletic Conference honors.

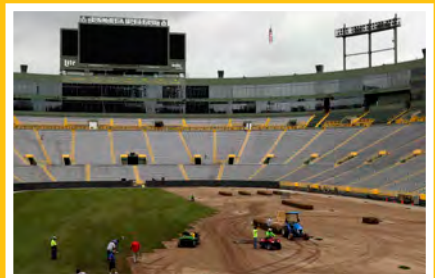
Smith was a four-year letterwinner as a linebacker at Texas Tech, where he was named team MVP and captain as a senior in 2004. At the time of his graduation, he was one of just five Texas Tech players to have appeared in 50-plus career games. He was tied for the team lead with 83 tackles as a senior, earning All-Big 12 honorable mention as he helped lead the Red Raiders to an 8-4 overall record and an upset win over No. 4-ranked California and QB Aaron Rodgers in the Holiday Bowl.

Smith was drafted by the Baltimore Ravens in the seventh round (No. 234 overall) of the 2005 NFL Draft and went on to play from 2005-07 for the Ravens before his career was cut short due to injuries in 2008.

Born Sept. 2, 1981, in Lubbock, Texas, Smith earned a degree in communication studies at Texas Tech. He and his wife, Emily, have two daughters, Kennedy and Finley, and a son, Weston.

MORE ABOUT THE FROZEN TUNDRA

- After normal wear and tear in the time since the playing surface received a makeover in 2007, the Lambeau Field playing surface underwent an offseason facelift prior to the 2018 season that brought an updated technology to the hallowed ground. After 11 seasons of use, the synthetic fibers used to stabilize the sand-based root zone in Lambeau Field had begun to show some wear, and thus prompted the organization to renovate the field.
- In a project that took several months to complete, SISGrass fibers were injected seven inches deep into a 10-inch sand root zone. The type of fiber utilized this time was a polyethylene fiber as opposed to the polypropylene fibers that were previously used. Other improvements included lowering the sand root-zone depth by two inches, from 12 to 10, which brought the heat system tubing slightly closer to the surface to help maximize efficiency and effectiveness. Irrigation plumbing was also redesigned to double the amount of zones for more accurate control of the system.
- The system's main advantage is attributed to a fast-draining, sand-based soil. Approximately 20 million individual stitches that extend above the surface one inch and protrude downward seven inches help stabilize the sand-based root zone when the grass canopy wears thin after Wisconsin's growing season makes it difficult to regenerate the natural grass. The combination of sand, grass and fiber creates an even and safe playing surface that eliminates large chunks of sod from being torn loose, which creates an uneven and unstable playing field. The system also eliminates the need to re-sod worn areas during the season.
- The drainage system installed during the last upgrade between the 2006 and 2007 seasons is still performing well and will remain. A slight crown of .6 percent will continue to exist to assist water and snow runoff when the field is covered with a tarp.



- The concrete apron surrounding the field was recoated with the same rubberized, non-skid material that was previously used. The rubberized path exists for equipment use, including the heavy equipment used for snow-removal operations, but also allows the players a non-skid surface when doing the Lambeau Leap.
- The Packers are the only NFL team to use the system in its stadium and also utilize the technology on its outdoor practice fields. According to Packers fields manager Allen Johnson, the system is popular in many European soccer stadiums, including the stadiums that the NFL plays in during its International Series in England.



RAYNA STEWART

Assistant Special Teams

Fifth Season as NFL Coach // Third Packers Season

Rayna Stewart enters his third season with the Packers and his first season as the team's assistant special teams coach, having been promoted to his current position on March 1, 2021. Stewart arrived in Green Bay with a wealth of experience, having played and coached across numerous levels of football including the NFL, college and high school.

Last season, Stewart (first name is pronounced ruh-NAY) worked with K Mason Crosby, who became the first Packer and just the sixth NFL player since 1932 to record a perfect field-goal percentage in a season (min. one FG attempt per team game) by connecting on all 16 of his FG attempts. Crosby finished the season with an active streak of 18 converted FG attempts dating back to the 2019 season, the third-longest streak in franchise history.

In 2019, Stewart was part of a staff that saw Crosby tie the single-season franchise record for field-goal percentage, a mark he bested during the 2020 season, by connecting on 22 of 24 attempts (91.7 pct.) and matching K Jan Stenerud's mark set in 1981 (22 of 24). Crosby ranked No. 5 in the league in FG percentage, the highest ranking by a Green Bay kicker since Ryan Longwell in 2003 (No. 4). P JK Scott posted 29 punts inside the 20 in '19, which ranked No. 9 in the NFL and was the most by a Packer since Tim Masthay recorded 30 in 2012.

Stewart spent four seasons (2015-18) at Vanderbilt, first as director of player development (2015-17) and then as special teams quality control coach (2018). As director of player development, he served as a mentor for players and oversaw a number of programs that helped the student-athletes transition from high school to college, obtain summer internships, engage with the community and prepare for post-graduate life. In 2018, Stewart helped punter Parker Thome rank fourth in the SEC with an average of 44.9 yards per punt, tied for the fourth-highest punting average in school history.

Prior to joining the Commodores, Stewart worked for two years as a teacher and head football coach at Whites Creek (Tenn.) High School. Stewart also served as a teacher and coach at Battle Ground Academy in nearby Franklin, Tenn., for two years before leading the Whites Creek staff.

From 2009-10, Stewart worked with the Tennessee Titans' linebackers and defensive line as a defensive quality control coach. He helped DEs Kyle Vanden Bosch and Jason Babin earn Pro Bowl honors in 2009 and 2010, respectively.

Before coaching for the Titans, Stewart worked as a graduate assistant at Northwestern University (2007-08), athletic director/head coach at Chicago (Ill.) Hope Academy (2005-06), assistant coach at Centennial (Tenn.) High School (2001-04) and training-camp intern with the Indianapolis Colts (2004).



AT A GLANCE ...

- Was promoted to assistant special teams coach on March 1, 2021, after serving as Green Bay's special teams quality control coach for two seasons (2019-20).
- In 2020, helped K Mason Crosby set a single-season franchise record for field-goal percentage (min. one att. per game) by connecting on all 16 of his FG attempts in 2020.
- Spent four seasons at Vanderbilt, first as the director of player development from 2015-17 and then as a special teams quality control coach in 2018.
- During his time with the Commodores, helped P Parker Thome average of 44.9 yards per punt in 2018, tied for the fourth-highest punting average in school history.
- Has 10 years of experience coaching high school football, including stops at Whites Creek (Tenn.) High School (2013-14), Battle Ground (Franklin, Tenn.) Academy (2011-12), Chicago (Ill.) Hope Academy (2005-06) and Centennial (Tenn.) High School (2001-04).
- As a player, played 71 career games for the Houston Oilers (1996-97), Miami Dolphins (1998) and Jacksonville Jaguars (1999-2000) and was a two-time All-American at Northern Arizona University.

COACHING BACKGROUND

Years	College/Pro Team	Position Coached
2007-08	Northwestern University	Graduate Assistant
2009-10	Tennessee Titans	Defensive Quality Control
2015-17	Vanderbilt	Director of Player Development
2018	Vanderbilt	Special Teams Quality Control
2019-20	Green Bay Packers	Special Teams Quality Control
2021	Green Bay Packers	Assistant Special Teams

Stewart played collegiately at Northern Arizona University, where he was a two-time All-American cornerback and set the school record for passes defended in a season, posting 19 in both 1994 and 1995. He was selected in the fifth round (No. 143 overall) of the 1996 NFL Draft by the Houston Oilers and played in 71 career games as a defensive back for the Oilers (1996-97), Miami Dolphins (1998) and Jacksonville Jaguars (1999-2000). He finished his NFL career with 77 tackles (59 solo), four fumble recoveries, two INTs and a half-sack.

A native of Chatsworth, Calif., Stewart earned a bachelor's degree in advertising from Northern Arizona and a master's degree in education administration from Tennessee State.

Stewart was born June 18, 1973. He and his wife, Sonia, have four children: Sha'Ra, Tre, Mycah and Jadyan.

IMPOSTER

During the 1923 season, the *Green Bay Press-Gazette* published a major story announcing the Packers had signed Jack "Dollie" Gray, an end who'd received All-America honors at Princeton.

According to participation charts kept by George Calhoun, Gray started his only game played – a 24-3 loss to the Racine Legion at Bellevue Park.

Made suspicious by Gray's performance, Curly Lambeau checked the player's background, only to discover he was an imposter. Lambeau quickly gave the player – whoever he was – his walking papers.

However, because he did play in a game, the Packers still list him on their all-time roster.

COACHING STAFF

COMMUNITY

COACHES

VETERANS

DRAFT & FREE AGENTS

2020 REVIEW

RECORDS & HISTORY

LAMBEAU FIELD

MISC.



JASON VRABLE

Wide Receivers

Ninth NFL Season // Third Packers Season

Jason Vrable enters his third season with the Packers and his second as wide receivers coach after being promoted to his current position on March 12, 2020. Originally hired as an offensive assistant by Head Coach Matt LaFleur on Feb. 1, 2019, Vrable assisted with the wide receivers during the 2019 season. He will begin his ninth season as an NFL coach, having six years of experience prior to joining the Packers.

In his first season leading the wide receivers in 2020, Vrable helped WR Davante Adams earn first-team All-Pro honors from *The Associated Press* and his fourth consecutive Pro Bowl selection after posting a franchise-record 115 receptions for 1,374 yards (11.9 avg.) and 18 touchdowns. Despite only playing in 14 games, Adams matched WR Sterling Sharpe's single-season team record (1994) for receiving TDs and became the first player in NFL history to register 100-plus receptions with 18-plus receiving TDs in a single season. Adams led the NFL in receiving TDs, receiving yards per game (98.1) and receptions per game (8.2), becoming the first NFL player to lead the league in all three categories since Sharpe in 1992. Vrable also coached WR Marquez Valdes-Scantling, who led the NFL in yards per reception (20.9), the top mark in the NFL over the last 10 years among players with 32-plus receptions in a season.

While assisting with the wide receivers in 2019, Vrable worked with Adams, who ranked No. 5 in the NFL in receiving yards per game (83.1) and No. 4 in receptions per game (6.9) on his way to earning Pro Bowl honors for the third straight season. Adams led the team with 83 catches for 997 yards (12.0 avg.) and was tied for the team lead with five receiving TDs despite missing four games due to injury. Vrable also assisted in the development of first-year WR Allen Lazard, who posted 35 receptions for 477 yards (13.6 avg.) and three TDs, with all of his catches coming in the final 11 games.

Vrable arrived in Green Bay after serving two seasons (2017-18) as an offensive assistant for the N.Y. Jets. With the Jets, he worked with WR Robby Anderson, one of only nine WRs in the NFL to register 50-plus catches, 750-plus receiving yards and six-plus receiving TDs in both 2017 and 2018, highlighted by career highs in 2017 (63 catches for 941 yards and seven TDs). Vrable also worked with veteran WR Jermaine Kearse, who posted a team-high 65 receptions for 810 yards (12.5 avg.) in 2017, both career highs, as he and Anderson formed one of only three WR duos in the NFL to both post 60-plus receptions and 800-plus receiving yards in 2017.

Prior to his time with New York, Vrable spent four years with the Buffalo Bills, working as an offensive quality control coach from 2013-15 and then as an assistant quarterbacks coach in 2016. He also assumed the role of interim running backs coach following Anthony Lynn's promotion to offensive coordinator in Week 3 of the 2016 season. For the final 15 weeks of the season, Vrable helped running backs Mike Gillislee (5.71) and LeSean McCoy (5.67) rank No. 1 and No. 2 in the league in yards per carry, respectively, among all qualifying NFL runners. The duo also accounted for 23 total TDs on the season as the Bills ranked No. 1 in the league in rushing offense (164.4 ypg), the team's best rushing average since 1976 (183.3 ypg). Vrable also helped QB Tyrod Taylor earn his second consecutive Pro Bowl selection in 2016 after completing a career-high 269 of 436 passes (61.7 percent) for 3,023 yards and 17 TDs.

Before entering the NFL coaching ranks, Vrable coached at the college level for six years. From 2011-12, he worked at the University of Charleston as the school's offensive coordinator/quarterbacks/running backs coach. Notably, he led a Golden Eagle offense that led the West Virginia Intercol-



AT A GLANCE ...

- Joined the Packers on Feb. 1, 2019, as an offensive assistant and was promoted to wide receivers coach on March 12, 2020.
- Arrived in Green Bay with six years of NFL coaching experience with the New York Jets (2017-18) and Buffalo Bills (2013-16).
- In 2020, coached WR Davante Adams, who was named first-team All-Pro by *The Associated Press* and earned his fourth consecutive Pro Bowl selection after setting the single-season franchise record with 115 receptions and tying the single-season team record with 18 receiving TDs (Sterling Sharpe, 1994) while only playing in 14 games.
- Spent the 2017-18 seasons as an offensive assistant with the N.Y. Jets, where he worked with Robby Anderson (63-941) and Jermaine Kearse (65-810), one of only three wide-receiver duos in the NFL to both post 60-plus receptions and 800-plus receiving yards in 2017.
- Served as the interim running backs coach for the Bills for the final 15 weeks of the 2016 season, helping Buffalo rank No. 1 in the league in rushing offense (164.4 ypg), the team's best rushing average since 1976 (183.3 ypg).
- Played QB at Marietta College in Ohio from 2003-06, finishing his career ranked No. 1 in school history in passing yards (6,102), completions (495) and TD passes (41).

COACHING BACKGROUND

Years	College/Pro Team	Position Coached
2007	Marietta (Ohio) College	Quarterbacks
2008	Robert Morris University	Quarterbacks
2009-10	Syracuse University	Offensive Quality Control/ Assistant to the Wide Receivers Coach
2010	Syracuse University	Graduate Assistant/ Assistant to the Quarterbacks Coach
2011-12	University of Charleston	Offensive Coordinator/ Quarterbacks/Running Backs Coach
2013-15	Buffalo Bills	Offensive Quality Control
2016	Buffalo Bills	Assistant Quarterbacks
2017-18	New York Jets	Offensive Assistant
2019	Green Bay Packers	Offensive Assistant
2020-21	Green Bay Packers	Wide Receivers

legiate Athletic Conference in total offense (392.4 ypg) and rushing offense (246.1 ypg) in 2012.

From 2009-10, Vrable worked for Syracuse University as an offensive quality control/assistant to the wide receivers coach (2009) and graduate assistant/assistant to the quarterbacks coach (2010). Vrable helped mentor QB Ryan Nassib, who set the Syracuse single-season record with 202 completions in 2010 and led the Orange to an 8-5 record, including a victory over Kansas State in the inaugural Pin-Stripe Bowl at Yankee Stadium.

In 2008, Vrable coached quarterbacks at Robert Morris University (Moon, Pa.). In the fall of 2007, he returned to his alma mater, Marietta (Ohio) College, to coach quarterbacks after beginning his coaching career as a strength intern at the University of South Florida in the summer of 2007.

Vrable played QB at Marietta from 2003-06, finishing his career ranked No. 1 in school history in passing yards (6,102), completions (495) and TD passes (41). He was twice named the Pioneers' Most Valuable Player and served as a team captain his final two seasons, earning all-region honors as a senior. Additionally, Vrable was named Marietta's Clyde Lamb Award winner in 2007, recognizing him as the school's male scholar-athlete of the year. He was inducted into the Marietta College Athletic Hall of Fame in February 2018.

A native of South Park, Pa., Vrable graduated with a bachelor's degree in sports medicine in 2007 and completed a master's degree in sports management from Robert Morris University in 2009.

Born Jan. 23, 1985, Vrable lives in Green Bay with his wife, Jill, son, Drake, and daughter, Brooklyn.



JOHN DUNN

Senior Analyst

Hired March 1, 2021, John Dunn begins his first season as a senior analyst for the Packers. Dunn is entering his 18th season of coaching in college or the NFL,

most recently as the tight ends coach for the New York Jets.

In 2020, Dunn mentored Jets TE Chris Herndon as he returned from an injury-laden 2019 season to finish No. 3 on the team in receptions (31) and tied for No. 2 in receiving TDs (three). In Dunn's first season with New York in 2019, TE Ryan Griffin, signed by the Jets before training camp, stepped up in Herndon's absence to post 34 catches for 320 yards (9.4 avg.) and a career-best five TDs. Griffin's five scores tied for No. 3 among AFC tight ends and made him the eighth TE in franchise history to post five-plus receiving TDs in a season.

Prior to joining the Jets, Dunn served as the offensive coordinator at the University of Connecticut in 2018. Dunn oversaw an offense that produced two 1,000-yard rushers as RB Kevin Mensah (1,045 yards) became the first UConn RB to surpass 1,000 yards rushing since 2011 and QB David Pindell (1,139 yards) established a school rushing record among quarterbacks. Pindell also earned a first-team All-New England selection from the New England Football Writers for his efforts.

Dunn earned his first NFL experience in two seasons with the Chicago Bears, first as a football assistant (2016) and then as an offensive assistant (2017). During his time with the Bears, Dunn worked with wide receivers and quarterbacks while also helping install offensive-line protections each week.

With Dunn's help in 2017, QB Mitchell Trubisky set franchise rookie records with 196 completions and 2,193 passing yards in just 12 starts.

Before entering the NFL as a coach, Dunn spent five seasons (2011-15) at the University of Maryland as the school's tight ends coach/recruiting coordinator. While with the Terrapins, Dunn assisted in all red-zone game planning and helped the team finish No. 9 nationally in red-zone scoring percentage (.914) during the 2014 season.

Before his time at Maryland, Dunn worked three seasons (2008-10) at LSU, serving as an offensive graduate assistant from 2008-09 and as an offensive intern in 2010. Dunn helped coach the offensive line and quarterbacks while holding primary responsibility for the assimilation of the playbook and all computer drawings, practice scripts and game plans.

Dunn gained his first coaching experience at his alma mater, the University of North Carolina, working as a student assistant (2004), offensive quality control coach (2005) and offensive graduate assistant (2006-07) for the Tar Heels. In 2007, he helped WR Hakeem Nicks earn first-team All-Atlantic Coast Conference honors after setting a single-season school record with 74 receptions for 958 yards (12.9 avg.) and five TDs.

Dunn was a walk-on at North Carolina from 2001-03, playing QB and TE before a neck injury ended his career. He graduated from UNC with a degree in exercise sport science.

Dunn was born Aug. 7, 1983, in Shelby, N.C. He and his wife, Lindsay, live in Hobart, Wis., with their son, Carter, and daughter, Emerson.



WENDEL DAVIS

Defensive Quality Control

Hired Feb. 1, 2019, Wendel Davis is in his third season as a Packers' defensive quality control coach. Davis joined the team after three seasons (2016-18) working as a defensive graduate assistant at the University of Georgia.

In his current role in Green Bay, Davis works closely with defensive coordinator Joe Barry with a focus on coaching the defensive line in addition to breaking down opponent game film and analyzing their offensive tendencies, developing the playbook, compiling team and player reports and coordinating the opponent scout team. He also assists with special teams.

Last season, Davis helped coach a unit that finished No. 9 in the NFL in total defense, the Packers' highest ranking in the category since 2010 (No. 5). Green Bay also ranked No. 8 in the NFL in red-zone defense (57.7 pct.) after finishing tied for No. 6 in 2019 (50.0 pct.), marking the first time since 2000 that the Packers ranked in the top 10 in back-to-back years.

In his first season with Green Bay in 2019, Davis was part of a staff that helped the defense rank No. 9 in the NFL in points allowed (19.6 ppg), the first time the Packers had finished in the top 10 since 2010 (15.6 ppg, No. 2). Green Bay also ranked in the top 10 in the league in '19 in INTs (17, t-No. 3), takeaways (25, t-No. 7) and opponent passer rating (81.1, No. 6).

As a graduate assistant at Georgia, Davis was part of a coaching staff that led the Bulldogs to a 32-10 record from 2016-18 with appearances in two SEC championship games, the Rose Bowl, the College Football Playoff National Championship and the Sugar Bowl. While at Georgia, he worked with the inside linebackers, assisted with recruiting and helped coach the defensive scout team. In 2017, the Bulldogs ranked

No. 4 in the nation in total defense, No. 5 in scoring defense, No. 3 in pass defense and No. 12 in rush defense.

Davis also helped mentor LB Roquan Smith, who was named a unanimous first-team All-American and the SEC Defensive Player of the Year in 2017, and became the first Georgia player to win the Butkus Award, given to the nation's top linebacker. Smith was selected by the Chicago Bears in the first round (No. 8 overall) of the 2018 NFL Draft.

Prior to his time with the Bulldogs, Davis spent the 2015 season at the University of Texas as a defensive football analyst, where he worked with the defensive line. He helped mentor DT Hassan Ridgeway, who earned All-Big 12 honorable mention in 2015 and was selected in the fourth round (No. 116 overall) of the 2016 NFL Draft by the Indianapolis Colts.

Before joining the Longhorns, Davis worked for two seasons (2013-14) as the inside linebackers coach and travel coordinator at Texas A&M University-Commerce. He was part of a staff that helped turn around a 1-9 record in 2012 to 7-5 in 2013. The turnaround continued in 2014 as the Lions went 9-3 and won the Lone Star Conference title. Davis began his coaching career as a volunteer at West Texas A&M, eventually serving as the inside LBs/graduate assistant (2010-12).

A native of Sweeny, Texas, Davis was a four-year letterwinner (2006-09) and two-year starter at LB at the University of Arkansas. He recorded 164 career tackles in 47 games, earned SEC All-Freshman recognition in 2006 and served as team captain as a senior in 2009. He graduated from Arkansas with a bachelor's degree in sociology and holds a graduate degree in education from the University of Georgia and Texas A&M University-Commerce.

Born Aug. 16, 1988, Davis is single and lives in Green Bay.



COACHING STAFF

COMMUNITY

COACHES

VETERANS

DRAFT & FREE AGENTS

2020 REVIEW

RECORDS & HISTORY

LAMBEAU FIELD

MISC.



JUSTIN HOOD

Defensive Quality Control

Hired March 1, 2020, Justin Hood begins his first season as a defensive quality control coach for the Packers. Hood joined Green Bay after serving for two

seasons (2019-20) as the secondary coach and defensive pass game coordinator at Kent State.

Under Hood's direction in 2020, S Dean Clark led the Golden Flashes with 28 tackles (19 solo), an INT and a forced fumble as the team played an abbreviated four-game season. In Hood's first year with the program in 2019, CB Jamal Parker earned second-team All-Mid-American Conference honors after recording 10 pass pickups (No. 4 in the MAC) and three INTs (tied for No. 5 in the MAC). DB Qwuantrizz Knight led the team with 10½ tackles for a loss on the season and was named the defensive MVP of Kent State's 51-41 victory over Utah State in the Tropical Smoothie Café Frisco Bowl (Dec. 20).

Hood joined Kent State after coaching for three years at the Football Championship Subdivision (FCS) level, first at Davidson College (N.C.), where he was promoted from safeties/recruiting coordinator (2016) to defensive pass game coordinator (2017) before serving as the Wildcats' interim head coach (December 2017). While at Davidson, Hood also worked with the Wildcats' kick and punt returners. In 2018, Hood coached outside linebackers at Western Carolina.

Before his time at Davidson, Hood served as the defensive coordinator for two seasons (2014-15) at Capital Univer-

sity (Columbus, Ohio) while also coaching the team's DBs. In 2014, S Jimmy Curtis earned All-Ohio Athletic Conference honorable mention after leading the team in tackles (59), INTs (three), passes defended (eight) and forced fumbles (four).

Prior to arriving at Capital, Hood worked as a graduate assistant at the University of Illinois (2013-14), working with CBs and maintaining responsibilities in scouting and film breakdown, and coaching the scout offense and special teams.

Hood gained his first NFL experience as a Bill Walsh intern for the N.Y. Giants in August 2013, assisting with coaching the RBs and managing the scout special teams. He began his post-playing career at the University of Oregon as a recruiting administrative assistant (2010-11) and then as an offensive intern and in quality control (2011-12). While with the Ducks, he assisted in recruiting, coaching RBs and communicating defensive coverages on gamedays as the team finished as the national runner-up in 2011 and won the Rose Bowl in 2012.

Hood was a four-year starter and two-year captain as a safety at Ashland (Ohio) University (2004-07), where Packers head coach Matt LaFleur served as the offensive coordinator during Hood's final season. As a senior, Hood earned second-team All-Great Lakes Intercollegiate Athletic Conference honors.

Born June 27, 1986, in Youngstown, Ohio, Hood graduated from Ashland with a bachelor's degree in marketing before earning a master's degree in education policy and leadership from Illinois. Hood and his wife, Sarah, reside in Green Bay with their daughter, Luca.



RYAN MAHAFFEY

Offensive Quality Control

Ryan Mahaffey begins his first season as an offensive quality control coach with the Packers, having been named to the position on March 1, 2021. Mahaffey (pronounced muh-haff-ee) joins the team after two years as the offensive coordinator (2019-20) at Northern Iowa.

In Mahaffey's first season leading the offense in 2019, the Panthers tied a school record with eight home wins, finished No. 2 in the Missouri Valley Football Conference with a 6-2 conference record and advanced to the Football Championship Subdivision (FCS) quarterfinals, ending the season with a No. 5 national ranking. QB Will McElvain threw for an MVFC freshman-record 2,778 yards and 20 TDs and was named a third-team All-American by *Phil Steele's College Football* and a Jerry Rice National Freshman of the Year semifinalist. WR Isaiah Weston was a first-team All-MVFC selection after recording 43 catches for 1,053 yards (FCS-best 24.49 avg.).

From 2017-18, Mahaffey spent two seasons as the tight ends coach at Western Kentucky. During the 2018 season, Mahaffey helped TE Mik'Quan Deane earn second-team All-Conference USA honors after leading the team in receiving TDs (six) while ranking No. 2 in receptions (44) and receiving yards (530).

In his first season with the Hilltoppers in 2017, Mahaffey's TEs helped the WKU offense rank No. 7 nationally in passing yards per game (335.0) and No. 8 in completion percentage (66.0). TE Deon Yelder posted 688 receiving yards and 52 points scored, both single-season school records among TEs. A fifth-year senior and former walk-on who had not recorded a reception prior to the 2017 season, Yelder was invited to play in the 2017 Reese's Senior Bowl and has appeared in 26 career games for the Kansas City Chiefs.

Mahaffey arrived at Western Kentucky after serving as Northern Iowa's co-offensive coordinator/WRs coach in 2016. He helped three offensive players pick up all-MVFC honors for the Panthers in 2016, including OL Trevor Hanson (second team), OL Robert Rathje (second team) and RB Michael Malloy (honorable mention). He also coached WR Daurice Fountain, a fifth-round selection (No. 159 overall) in the 2018 NFL Draft.

Prior to returning to UNI, Mahaffey spent two years (2014-15) as a graduate assistant/WRs coach at Notre Dame, where he worked with Packers head coach Matt LaFleur, who coached the Fighting Irish's quarterbacks in 2014. During his stint in South Bend, Mahaffey helped coach WR Will Fuller, who was named a second-team All-American by *The Associated Press* following the 2015 season and was selected by the Houston Texans with the No. 21 overall pick in the 2016 NFL Draft.


Mahaffey gained his first coaching experience with Northern Iowa in 2013, when he served as the recruiting coordinator and tight ends coach.

A former fullback/tight end, Mahaffey signed with the Baltimore Ravens as an undrafted free agent in June 2011 and went on to appear in five games that season with the Indianapolis Colts. He also spent time with the Miami Dolphins in 2012.

Mahaffey played in 51 career games with 43 starts at Northern Iowa, recording 28 catches for 251 yards (9.0 avg.) and six TDs. He was a two-time second-team All-MVFC selection and was named to the MVFC All-Newcomer team as a redshirt freshman in 2007. He was also named to the MVFC All-Academic team twice in his career.

Mahaffey was born on Nov. 28, 1987, in Des Moines, Iowa. He and his wife, Molly, live in De Pere, Wis., with their son, Trace, and daughter, Jordan (JoJo).





TIM ZETTS

Offensive Quality Control

Hired March 1, 2021, Tim Zetts begins his first season as an offensive quality control coach for the Packers. Zetts joins the Packers after serving as the offensive coordinator/quarterbacks coach at Austin Peay from 2019-20.

In 2020, Zetts led Austin Peay's offense during an abbreviated fall schedule before the Football Championship Subdivision (FCS) season was postponed until the spring of 2021. In his first season with the Governors in 2019, Zetts' offense led the Ohio Valley Conference in scoring (34.1 ppg), sacks allowed (14) and third-down percentage (41.7) while finishing No. 2 in total offense (414.1 ypg), rushing offense (175.6 ypg) and pass efficiency (139.0). Austin Peay finished the season with 11 total wins (No. 1 in program history), won the OVC for the first time since 1977 and advanced to the FCS quarterfinals. Under Zetts' direction, QB JaVaughn Craig, RB Kentel Williams, OL Blake Mitchell and OL Kyle Anderton were each named first-team All-Ohio Valley Conference.

Zetts was the assistant WRs/offensive skill quality control coach at Mississippi State in 2018, working with current Packers quarterback/passing game coordinator Luke Getsy for head coach Joe Moorhead. The Bulldogs' offense finished the year tied for No. 1 in the FBS with only three fumbles lost while also tying for No. 3 in the country with just nine total fumbles.

Before joining the Bulldogs, Zetts worked for one season (2017) as the QBs coach at Davidson after spending two seasons (2015-16) as the offensive coordinator at John Carroll. In Zetts' first season calling plays for the Blue Streaks in 2016, he helped them win their first Ohio Athletic Conference title since 1989, ending Division III-power Mount Union's 23-year streak as conference champions before knocking off national No. 1 seed Wisconsin-Whitewater to advance to the NCAA Division III national semifinals. During his two seasons at JCU, Zetts helped five offensive players earn first-team All-OAC honors.



RUVELL MARTIN

Coaching Assistant (Minority Fellowship)

Hired by Head Coach Matt LaFleur on May 6, 2020, Ruvell Martin begins his second year as a coaching assistant through the Packers' minority coaching fellowship program, a full-time position for young and aspiring minority coaches.

In his first season with the Packers, Martin (first name is pronounced ROO-vell) worked with the offense and assisted with the wide receivers. Martin helped tutor WR Davante Adams, who posted a team-record 115 catches for 1,374 yards and a league-best 18 receiving TDs (tied team record) while earning first-team All-Pro honors from *The Associated Press* and his fourth consecutive Pro Bowl selection. Martin also helped coach WR Marquez-Valdes Scantling, who set career highs in receiving yards (690) and TDs (six) while leading the NFL in yards per catch (20.9 avg.).

Martin played seven seasons at WR in the NFL for the Packers (2006-08), St. Louis Rams (2009), Seattle Seahawks (2010) and Buffalo Bills (2011-12). He registered 76 catches for 1,129 yards (14.9 avg.) with seven TDs in 82 regular-season games played. After entering the NFL as an undrafted free agent with the San Diego Chargers in 2004, he was allocated to NFL Europe in 2005, where he helped the Amsterdam Admirals win the World Bowl after leading the league in

Zetts spent the 2012-14 seasons at Fordham while serving as the Rams' running backs coach and recruiting coordinator. While with the Rams, Zetts mentored RB Chase Edmonds, a fourth-round selection (No. 134 overall) by the Arizona Cardinals in 2018, while Edmonds won the STATS FCS Jerry Rice Award as the subdivision's top freshman after finishing with 1,838 rushing yards in 2014. Zetts also helped RB Carlton Koonce earn back-to-back first-team All-Patriot League honors while surpassing 1,000 yards rushing in both 2012 and 2013, including a then-school-record 1,596 rushing yards in 2012.

Before arriving at Fordham, Zetts joined Getsy on the coaching staff at Indiana University of Pennsylvania, serving for one season (2011) as the running backs coach while also assisting with the kickoff return, punt return and field goal units for the Crimson Hawks. Zetts helped RB Harvie Tuck earn first-team All-Pennsylvania State Athletic Conference West honors after rushing for 1,007 yards and nine TDs.

Zetts spent the 2010 season as an offensive quality control coach at California University of Pennsylvania, where he worked closely with offensive coordinator Walt Harris, a former head coach at both Pitt and Stanford, in weekly game planning while also assisting with the offensive line and RBs.

Zetts began his coaching career at his alma mater, the University of Akron, serving as an offensive student assistant and assistant quarterback coach during the 2008-09 seasons.

Zetts played QB at Akron during the 2005-06 seasons, backing up Getsy as the Zips won the Mid-American Conference title in 2005. Zetts left Akron prior to the 2007 season to transfer to Saginaw Valley State. After suffering a knee injury, he returned to Akron to begin his coaching career as a student assistant in 2008-09. Zetts graduated from Akron with a degree in business and organization communications.

Zetts was born on Oct. 18, 1985, in Youngstown, Ohio. He and his wife, Kellyn, live in East De Pere, Wis., with their son, Dawson.

receiving yards (679) and receiving TDs (12).

Following his NFL career, Martin started a career in real estate that included investing in both residential and commercial real estate and becoming a broker. He owned a real-estate team, RM82, and became a partner in Costello REI, the second-fastest-growing real-estate firm in the Charlotte, N.C., area.

Martin appeared in 50 games with 38 starts in four seasons at Saginaw Valley State (2000-03), recording 174 receptions for 2,313 yards (13.3 avg.) and 21 TDs. He earned first-team All-Great Lakes Intercollegiate Athletic Conference honors as a senior in 2003 (54 catches for 632 yards and five TDs) and second-team recognition as a junior in 2002 (47 catches for 732 yards and nine TDs).

As a senior, Martin helped lead SVSU to its first outright conference title since 1984 as it finished with a 10-0 record in the GLIAC. He teamed with LaFleur as his quarterback in three of his four seasons as a Cardinal (2000-02). Martin led the team in receptions in 2001 and 2002 and paced the Cardinals in receiving TDs with seven in 2001.

Born Aug. 10, 1982, in Muskegon, Mich., Martin earned all-state honors and was a two-time all-conference selection as a quarterback at Muskegon Catholic Central High School. Martin and his wife, Michelle, reside in Green Bay with their four daughters, Kennedy, 16, Jumana, 14, Lila, 11, and Gia, 7.



COACHING STAFF

COMMUNITY

COACHES

VETERANS

DRAFT & FREE AGENTS

2020 REVIEW

RECORDS & HISTORY

LAMBEAU FIELD

MISC.



THADEUS JACKSON

Strength and Conditioning Assistant

Hired in advance of the team's offseason training program in 2010 as strength and conditioning assistant, Thadeus Jackson enters his 12th season with the Packers. His primary duties include designing, organizing and executing strength and conditioning procedures, as well as assisting with practice and the special teams staff on gamedays.

Prior to coming to the Packers, Jackson spent 2009 as the head strength and conditioning coach at Hinds Community College (Raymond, Miss.), the same school where he started his career. He developed all of the strength and conditioning and speed programs for the football team, and also assisted with the on-field coaching of the wide receivers.

Jackson started his career in sports at Hinds as a student athletic trainer from 2000-01, working with the football, baseball, track and field, and basketball teams. He also assisted with the strength and conditioning program, specifically offseason workouts. During his first stint at Hinds, he worked with future Iowa quarterback and 2002 Heisman Trophy runner-up Brad Banks.

Following the completion of his associate's degree at Hinds, Jackson moved on to the University of Alabama, where he served as a student athletic trainer from 2002-05. In 2005, he was hired as a strength and conditioning assistant at Alabama, spending the majority of his time with the football program. During his time at the school, Jackson worked with numerous future NFL players, including DeMeco Ryans (Houston/Philadelphia) and former Packers

safety Charlie Peprah.

While still working at Alabama, Jackson got his first NFL experience, serving as an athletic training intern for the New England Patriots during the team's 2003 training camp.

Jackson left Alabama in 2007 to serve as a manager and training coordinator at Young Champions Academy in Waco, Texas. He developed and coordinated programs designed to teach children basic coordination, movement and sports-specific skills. He also made staff schedules, gave tours and assisted in marketing and advertising for the academy.

Jackson holds a B.S. in human environmental science from the University of Alabama and completed his M.S. in exercise science and performance enhancement from California University (Pa.). He is also certified as a sports performance coach by USA Weightlifting (Level 1 Sport Performance) and recently attained his NASM (National Academy of Sports Medicine) performance-enhancement specialist certification. Additionally, Jackson is a certified strength and conditioning specialist (CSCS) by the NSCA (National Strength and Conditioning Association) and an NSCA-registered strength and conditioning coach with distinction (RSCC*D). He is also currently working toward a doctoral degree in sports management with an emphasis in leadership/sports exercise science and a minor in sports medicine at the United States Sports Academy.

Jackson, a native of Columbus, Miss., attended New Hope High School in Columbus, starting three years and earning two letters as a defensive back. He was named team captain as a senior. Jackson and his wife reside in De Pere, Wis.



MARK LOVAT

Strength and Conditioning Assistant

Mark Lovat enters his 23rd year with the Packers, having moved back to a strength and conditioning assistant role in 2019. He previously held the same position from 1999-2009, and then worked as the club's strength and conditioning coordinator from 2010-2018.

Lovat joined the team full-time on Jan. 25, 1999, and with the promotion of Chris Gizzi to strength and conditioning coordinator on Feb. 18, 2019, has now served under four different Green Bay strength and conditioning coordinators – Barry Rubin (1999-2005), Rock Gullickson (2006-08), Dave Redding (2009) and Gizzi. Lovat also previously served two summer internships in the club's weight room.

Lovat (luh-VOTT) was named the NFL Strength Coach of the Year for his work in 2011 by the Professional Football Strength and Conditioning Coaches Society, an award based on a vote of his peers in the field. Lovat became the third Green Bay strength coach to win the prestigious honor, joining Kent Johnston (1997) and Gullickson (2007).

In 2010, Lovat was honored by the Professional Football Strength and Conditioning Coaches Society with the Super Bowl Achievement Award.

An accomplished athlete himself, Lovat earned a Division I baseball scholarship to Butler University in Indianapolis, starting three seasons at shortstop and second base for the

Bulldogs. He also received the Helen Tewksbury Award for academic and athletic leadership and the Mental Attitude Award during the course of his playing career.

After graduating cum laude and with high honors from Butler in 1992 with a B.A. degree in Spanish and international studies, Lovat spent four years at Lake Havasu City (Ariz.) High School, teaching Spanish as well as coaching football and baseball.

The son of former Green Bay offensive line coach Tom Lovat (1980, 1992-98), Lovat is a member of the National Strength and Conditioning Association (NSCA). He became a certified strength and conditioning specialist (CSCS) in April 2000.

In 2005, Lovat completed his master's degree in exercise science and performance enhancement from California University of Pennsylvania. He also has earned certifications as a performance-enhancement specialist (PES) and as a corrective-exercise specialist (CES) from the National Academy of Sports Medicine (NASM). Additionally, in 2002 he achieved a Level 1 certification through USA Weightlifting, the governing body of the U.S. Olympic weightlifting team. Lovat is also certified in the Functional Movement Screen (FMS) and completed a human-movement science course as part of his continuing education.

Born in Pocatello, Idaho, Lovat lives in Green Bay with his wife, Maggie, and son, Luke.





GRANT THORNE

Strength and Conditioning Assistant

Grant Thorne enters his ninth year with the Packers in 2021 and seventh as a strength and conditioning assistant. His primary duties include designing, organizing and administering strength and conditioning programs, as well as advising on training methods using the latest in sports technology and key performance indicators he observes during practice and competition. He spent 2013-14 as a strength and conditioning consultant with the Packers.

Prior to coming to Green Bay, Thorne spent four years (2011-14) at Purdue University as a sports performance coach. While with the Boilermakers, he programmed several aspects of the strength, speed and agility training regimens for the football, track and field, and men's golf teams. He also served as an instructor for clinical students while working toward his master's degree in health and kinesiology sport performance, focusing on sports-science technology and methodology.

While earning a B.S. in science from Nicholls State University (2006-08), Thorne got his first coaching experience with the San Diego Chargers as a strength and conditioning summer intern in 2006.

Thorne's multidisciplinary professional knowledge has its roots in his background as a two-sport professional athlete. After a two-year football career at Nicholls State (2006-07), Thorne played WR in the Arena Football League for the Los Angeles Avengers in 2008 before joining the Rugby Union's Sedgley Park Tigers as a winger later that year. In 2009, he participated in the USA Eagles National Rugby Team selection camp at the Olympic training center in Chula Vista, Calif.

While playing for Sedgley Park in the United Kingdom, Thorne served as an assistant performance coach for Everton

Football Club of the English Premier League. In 2009, he returned to the United States to serve as a performance coach at Velocity Sports Performance in Manhattan Beach, Calif.

Thorne returned to the NFL in 2010 as a performance and monitoring assistant for the New York Jets. He set up and monitored performance-tracking devices and created reports that advised coaches and strength staff on how to best optimize training methods for their athletes.

In 2011, Thorne gained his initial collegiate coaching experience at Stanford University, where he served as an assistant performance coach for the Cardinal football and rugby teams. During his time at the school, Thorne assisted with the daily operations of the offseason football training program, and a speed-training regimen for NFL hopefuls that helped several future NFL products, including former Indianapolis Colts QB Andrew Luck and former Seattle Seahawks WR Doug Baldwin. Thorne's passion for athletic science led to him co-founding TRIUN Human Performance in 2006 with his brother, Kyle, who is a professional strength and conditioning coach for the Canadian Football League's Edmonton Eskimos. The California-based organization helps educate, train and mentor individuals and organizations in the disciplines and benefits of human performance and healthy nutrition in order to develop good lifelong habits and build strong character. Grant and Kyle designed and hold the patent to the Accu-Roller, distributed by SKLZ. Thorne is also certified as a sport-performance and corrective-exercise specialist by the National Academy of Sport Medicine.

Thorne was born in Tucson, Ariz. He and his wife, Courtney, reside in Green Bay with their daughter, Isla, and son, Bodhi.



COACHING STAFF/
PLAYER PERSONNEL

COMMUNITY

COACHES

VETERANS

DRAFT &
FREE AGENTS

2020
REVIEW

RECORDS &
HISTORY

LAMBEAU
FIELD

MISC.



CHAD BRINKER

Personnel/Football Administration Executive

Chad Brinker enters his 12th season with the Packers and first as personnel/football administration executive. He was promoted to his current position on Jan. 22, 2021, after spending three seasons as assistant director of pro scouting/salary cap analyst. Brinker originally came to Green Bay as a scouting assistant in January 2010 before spending six seasons (2012-17) as a pro scout.

In his current role, Brinker helps direct the Packers' pro personnel department, which develops and executes the team's strategy for unrestricted free agency and the undrafted free agent process while also conducting year-round analysis of talent on other NFL rosters. His scope of work also includes scouting future opponents, managing free-agent visits and tryouts and monitoring NFL transactions.

Brinker also works with Packers General Manager Brian Gutekunst and Executive Vice President/Director of Football Operations Russ Ball to incorporate long-range planning processes in areas such as player contract research and negotiation, salary-cap administration, roster management and the day-to-day operations of the player personnel department.

Prior to his current role, Brinker served under former GM Ted Thompson for eight seasons. In addition to his pro scouting duties, Brinker was also responsible for making 10-15 college visits each fall and attending college all-star games and pro days to evaluate draft-eligible prospects.

The 41-year old Brinker entered the NFL in 2003 as an undrafted free-agent running back with the New York Jets. He holds two degrees, a bachelor's degree in specialized studies and a master's degree in sports administration, from Ohio University, where he was a two-time All-Mid-American Conference selection at running back and competed for the Bobcats' track team. Brinker also graduated with an Executive MBA from Northwestern University's Kellogg School of Management in July 2021.

Brinker began his corporate business career working for two Fortune 100 companies in the pharmaceutical and medical-device industries. A native of Martins Ferry, Ohio, Brinker resides in Green Bay with his wife and their three daughters.





LEE GISSENDANER

Player Personnel Executive

Lee Gissendaner enters his 21st season overall with the Packers and his fourth in his current role as player personnel executive.

Named to his current position on June 12, 2018, Gissendaner originally joined the franchise in 1998 as the team's representative in the National Scouting Service and authored preliminary evaluations of all prospective seniors in upcoming NFL drafts during his initial three seasons with the club. He was then promoted to area scout in 2001, a role he fulfilled for the Packers for 14 seasons (2001-14). From 2015-17, Gissendaner worked as a national scout for the N.Y. Jets with a focus on evaluating top-graded draft prospects.

Gissendaner began his post-football career by serving as a graduate assistant coach for Kent State University (1997) while working toward his master's degree. He subsequently was named to a scouting position with the Packers on July 8, 1998, by then-Executive Vice President/General Manager Ron Wolf.

A four-year letterman (1990-93) and three-year starter at wide receiver for Northwestern University, Gissendaner led the NCAA in punt return average (21.8 yards) in 1992. That year, he also was named Most Valuable Player in the Big Ten Conference, was a first-team All-Big Ten selection and was voted as Northwestern's team MVP. Gissendaner was named to the Big Ten's 100-Year Anniversary Team during the conference's centennial celebration in 1995 and served as an

honorary game captain for the Wildcats when they hosted Michigan State in November 2013.

Gissendaner graduated from Northwestern in 1994 with a degree in organizational management, and earned his master's degree in sports administration from Kent State in 1998.

Originally chosen in the sixth round of the 1994 NFL Draft by the then-Houston Oilers, Gissendaner was released that year at the conclusion of training camp. He then spent the 1995 season with the Toronto Argonauts of the CFL and the summer of 1996 with the World League-champion Scottish Claymores.

In the fall of 1996, Gissendaner returned to the U.S. and went to training camp with the Vikings, eventually spending parts of the '96 season on Minnesota's practice squad.

A four-year letterman at Stow-Munroe Falls High School, in Stow, Ohio, Gissendaner was selected All-Summit County, all-metro area and team MVP at wide receiver during his senior season. A two-time all-metro pole vaulter, he earned three additional varsity letters in track. Gissendaner was inducted into the school's hall of fame in 2002.

In 1999, Gissendaner's accomplishments and community efforts were recognized as he was inducted into the City of Akron/Summit County Sports Hall of Fame.

Gissendaner was born in Akron, Ohio. He and his wife, Jamie, a registered nurse and dance instructor, reside in De Pere, Wis., with their daughter, Leah, 13, and their son, Tyler, 9.



PATRICK MOORE

Assistant Director of College Scouting

Patrick Moore begins his fourth season with the Packers' player personnel department and first as assistant director of college scouting after being promoted on June 1, 2021. He spent the past three seasons as a college scout in the Southeast region after joining the team on May 25, 2018, and will continue to scout the Southeast region in his new role. Moore spent the previous five seasons as a scout with the Cleveland Browns.

Moore moved into the personnel side with Cleveland after spending the previous 16 seasons as a coach, 14 of which came at the collegiate level. He jumped to the NFL after a five-year stint (2007-11) coaching at Fordham. In his time with the Rams, Moore served as the assistant head coach/offensive line (2010-11), defensive coordinator (2009) and linebackers/special teams coach (2007-08). As assistant head coach/offensive line, Moore oversaw a blocking attack that helped pave the way for the Rams to finish second in the conference with an average of 176.0 rushing yards per game in 2010. At the helm of the special teams unit, Moore helped Fordham lead the Patriot League with 9.4 yards per punt return in 2008. Moore also coached punter Ben Dato, who registered the third-best punting average (44.7) in school history in 2007 and earned consensus All-America honors.

Prior to his time at Fordham, Moore spent eight seasons at four college coaching stops. From 2005-06, he served as tight ends/special teams coordinator at Louisiana Tech, where he coached former Packers CB Tramon Williams. As a graduate assistant at Auburn from 2002-04, Moore was part of a staff that helped the Tigers to an undefeated 13-0 season in 2004 as well as a Sugar Bowl victory. Moore arrived at Auburn from Western Carolina, where he spent the 2000-01 seasons as a linebackers coach.

Moore's first collegiate coaching stop was at his alma mater, Illinois Wesleyan, in 1997, where he spent the year as the program's offensive line coach. He then moved on to his high school alma mater, coaching two seasons at Normal (Ill.) Community High School.

Moore played college football at Illinois Wesleyan, where he graduated with a business administration degree. He also has master's degrees from Western Carolina and Auburn. Moore resides in Auburn, Ala.





DEMETRI GOODSON

College Scout

After four years in the NFL as a defensive back, Demetri Goodson enters his second season as a college scout covering the Midlands region for the Packers in 2021 after being officially named to the position on June 3, 2020. Goodson spent the 2019 season as a scouting intern with Green Bay before being promoted to his current position.

Goodson was selected by the Packers in the sixth round (No. 197 overall) of the 2014 NFL Draft, becoming the highest-drafted cornerback out of Baylor since 2001. He went on to appear in 26 games with three starts for Green Bay from 2014-16, posting 19 tackles (15 solo) and three passes defended. Goodson played in six contests with three starts for the Packers in 2016, recording a career-best 14 tackles (11 solo) and a career-high two passes defended before sustaining a season-ending knee injury at Washington in Week 11, an injury that would also sideline him for the entire 2017 campaign. He was also with the New Orleans Saints for two weeks in October 2018, but did not see any action.

Goodson played in a career-high 14 games for Green Bay in 2015 and was tied for No. 4 on the team with a career-best nine tackles on special teams. As a rookie in 2014, he registered six special teams tackles, No. 2 on the Packers among rookies.

Goodson appeared in 19 games with 13 starts during his three seasons at Baylor (2011-13), earning honorable mention All-Big 12 recognition as a senior after he recorded career highs in tackles (26), interceptions (three) and passes defended (team-high 16). Before transferring to play football at Baylor, Goodson played basketball for three seasons (2008-11) at Gonzaga, starting 68 of 69 games in his final two years with the Bulldogs and helping the team advance to the NCAA Tournament both of those seasons.

Goodson attended Klein Collins High School in Klein, Texas, where he played football for his first two years and basketball all four seasons. He was named to the All-Greater Houston Team as a senior after averaging 16.7 points and 7.7 assists per game and earned first-team All-State 5A honors as a junior after averaging 16.0 points and 7.0 assists per game.

Born June 11, 1989, in Charleston, W.Va., Goodson earned his degree in general studies with a journalism minor at Baylor. He and his wife, Linsey, have a son, Major, and a daughter, Olivia. His older brother, Mike, was a running back with the Carolina Panthers (2009-11), Oakland Raiders (2012) and N.Y. Jets (2013). Their father, Mike, was a two-time letterman in basketball at the University of Pittsburgh (1985-87), and their mother, Yolanda Pike, ran track at Pittsburgh. Goodson's half-brother, Jakar Hamilton, played safety for the Dallas Cowboys in 2013-14.



PLAYER PERSONNEL

COMMUNITY

PLAYER PERSONNEL

VETERANS

DRAFT & FREE AGENTS

2020 REVIEW

RECORDS & HISTORY

LAMBEAU FIELD

MISC.



LUKE BENUSKA

College Scout

Luke Benuska enters his sixth season in the Packers' pro personnel department and fourth as a college scout covering the West region. Named to his current position on May 25, 2018, Benuska (ben-EW-ska) previously served as a pro scout in 2017 and as a scouting intern in the personnel department during the 2016 season.

Prior to joining the Packers, Benuska worked in the football recruiting office at his alma mater, TCU.

Benuska played collegiately at TCU, where he saw action in 22 games and was a two-year letterman (2014-15) at offensive tackle. He appeared in all 13 games for the No. 11-ranked Horned Frogs as a senior in 2015, when the program rallied from a 31-point deficit to win in triple overtime, 47-41, against Oregon in the Alamo Bowl. TCU's offensive unit was one of the conference's most efficient during his senior season, with 4,976 total yards (1,933 rushing, 3,043 passing) on 745 plays (6.7 avg.).

Benuska lettered for the first time in his career as a junior in 2014, appearing in six contests on the offensive line. The No. 6-ranked Horned Frogs were ultimately crowned Chick-fil-A Peach Bowl champions in the largest margin of victory in CFA Peach Bowl history, 42-3, over No. 9 Ole Miss.

Benuska saw game action for the first time as a sophomore in 2013, playing on special teams in four contests.

Born in San Marino, Calif., Benuska earned a B.B.A. in entrepreneurial management from TCU in 2015. While attending San Marino High School, he lettered three times as a tight end on the football team. Benuska also played volleyball and basketball, both of which he lettered in twice.

One of three children, Benuska has two sisters, Kate and Ellie, who work in digital analytics for Apple and in fashion illustration, respectively.

Benuska is single and resides in Pasadena, Calif.





JOE HUEBER

College Scout

Joe Hueber enters his seventh season with the Packers and his fifth as a college scout, covering the Midwest region in 2021. Hueber previously served as a scouting assistant (2015-16) for the team's personnel department.

Prior to joining the Packers, Hueber was a recruiting assistant for the University of Pittsburgh's football program for three seasons (2012-14). While at Pitt, Hueber's contributions to the Panthers' daily recruiting efforts helped the program see a rise in impressive young talent. In his first season with Pitt, the program boasted a 27-player recruiting class that was ranked 20th nationally and third in the Atlantic Coast Conference by Scout.com.

Hueber followed up a successful first season with a 2013 recruiting class that contained 12 true freshmen who saw immediate playing time, including seven players who made at least one start during the regular season. The freshman class also featured players who led the team in eight different statistical categories.

Before joining the Panthers, Hueber gathered valuable experience at his alma mater, the University of Minnesota, where he assisted the program in its evaluation and recruitment process while earning his B.A. in sports management in 2010.

Hueber also served as an undergraduate recruiting assistant for the University of Iowa, where he began his college education.

A native of Madison, Wis., Hueber is a graduate of Madison Memorial High School. He is the son of Jim Hueber, a former University of Wisconsin running backs coach (1992-94) and offensive line coach (1995-2005).

Born in St. Louis Park, Minn., Hueber is single and resides in Madison, Wis.



MIKE OWEN

College Scout

Mike Owen enters his 10th season with the Packers' player personnel department and seventh as a college scout covering the Northeast region in 2021. He joined the team on May 23, 2012, as a college scout.

Prior to joining the Packers, Owen spent two seasons as an assistant coach at his alma mater, Riverhead (N.Y.) High School, where he coached the tight ends and helped with the linebackers. He was a four-year letterman (2006-09) at Syracuse University, where he played tight end, defensive end and linebacker during his career. Elected a team captain as a senior, Owen finished his career with 36 receptions for 319 yards (8.9 avg.) and three touchdowns.

Owen played in all 12 games with 10 starts as a senior in '09 and hauled in 12 passes for 93 yards (7.8 avg.) and a TD. As a junior, he started 11 contests and ranked No. 2 on the team with 19 catches for 175 yards (9.2 avg.) and two TDs. He recorded single-game career highs for receptions (five), receiving yards (59) and receiving TDs (two) vs. Akron that season.

Owen moved to tight end prior to the 2007 season after having switched to defensive end from linebacker before the '06 campaign. He posted a career-best three tackles on special teams vs. Louisville in 2007. Owen earned a degree in child and family studies at Syracuse.

At Riverhead High, Owen was ranked the No. 18 outside linebacker in the nation by Tom Lemming on ESPN.com. He was also rated the No. 9 prospect in New York by Rivals.com and the 12th-best prospect in the state by *SuperPrep*. Owen played in the 2005 Governor's Bowl, an all-star game featuring the top prospects from New York and New Jersey.

As a senior in 2004, Owen recorded 51 tackles, two sacks and an interception despite battling through an elbow injury throughout the season. As a junior, he posted 113 tackles and a fumble recovery on his way to earning all-county and second-team All-Long Island honors. Owen was named the team MVP as a junior and earned the 2004 Pat Kelly Award for overcoming serious injury. He also won the Carl Smith Award in '03 for outstanding achievement in academics and athletics.

Owen and his wife, Mandee Jo, reside in Riverhead, N.Y., with their sons, Jaxson and Bryson.





BRANDIAN ROSS

College Scout

After five years in the NFL as a defensive back, Brandian Ross enters his fourth season as a college scout for the Packers, his second covering the Southwest region. He previously covered the Midlands region for two seasons after being officially named to the position on May 25, 2018. Ross spent the 2017 season as a scouting intern with Green Bay and was elevated to scouting assistant in January 2018 before being promoted to his current position.

Ross (first name pronounced Brandon) originally signed with Green Bay as an undrafted free agent in 2011 and spent time on the Packers' practice squad during the 2011-12 seasons. He appeared in 43 games with 24 starts in 2012-14 as a safety with the Oakland Raiders. Ross would also have stints with the Miami Dolphins (2014) and San Diego Chargers (2015), playing in one game at each stop.

Ross accumulated 183 tackles (119 solo), 14 passes defended, two sacks, two interceptions and two forced fumbles during his career. The best season of his career came in 2013 in Oakland, where he played in all 16 games with 13 starts for the Raiders. He racked up a career-high 101 tackles (59 solo), good for No. 4 on the team, six passes defended, two sacks and a forced fumble. His two sacks tied him with S Charles Woodson for the second most among Raiders defensive backs in 2013.

Collegiately, Ross played in 45 games with 33 starts in four seasons at Youngstown State. He notched 233 tackles (135 solo), seven INTs and two forced fumbles for the Penguins. Ross was a second-team All-Missouri Valley Football Conference selection as a senior in 2010, leading the team with three interceptions. He paced Youngstown State with 98 tackles (49 solo) as a sophomore in 2008, tallying 4½ tackles for a loss, three passes defended and an INT.

Ross was born in Richmond, Va. He is married with three children, Brandian Jr., 9, Kaiden, 8, and Bailey, 5. Ross and his family reside in Charlotte, N.C.



PLAYER PERSONNEL

COMMUNITY

PLAYER PERSONNEL

VETERANS

DRAFT & FREE AGENTS

2020 REVIEW

RECORDS & HISTORY

LAMBEAU FIELD

MISC.



BRETT THIESEN

College Scout

Brett Thiesen enters his fourth season with the Packers' player personnel department and his third as a National Football Scouting Inc. college scout after being named to the position on June 11, 2019. He is responsible for scouting the Southwest region and serves as the team's National Football Scouting representative to the annual NFL Scouting Combine. Thiesen (THEE-sin) previously worked as a scouting intern during the 2018 season, helping with the evaluation of college and pro prospects.

Prior to joining the Packers, Thiesen spent three years evaluating high school recruits for college football programs. He served as the assistant director of personnel at Liberty University in 2016 before working in the same role for the University of Tennessee in 2017. He began his scouting career as a personnel intern, first for Mississippi State in the spring of 2015 and then at the University of Miami for the 2015 season.

Thiesen played collegiately at wide receiver as a preferred walk-on at the University of Kentucky in 2010 before transferring to Troy University. He spent three seasons (2011-13) with the Trojans, working with the scout team in 2011-12 before earning playing time in his final season. In 2013, Thiesen played in all 12 games as a reserve WR and served as the team's holder. He totaled three receptions for 39 yards (13.0 avg.), including a 21-yard TD grab vs. Savannah State and a 14-yard reception at Ole Miss.

Thiesen earned a degree in sports management from Troy in 2015, and is a native of Jensen Beach, Fla. He played just one season of football at Jensen Beach High School, earning second-team all-state and first-team all-area honors as a senior in 2009 after registering 35 receptions for 785 yards (22.4 avg.) and 11 TDs. He also lettered all four years in baseball for the Falcons.

His father, Gator, played baseball at Mississippi State while his mother, Lisa, was a cross-country runner for the Bulldogs. Thiesen is single and resides in Jensen Beach, Fla.





**DANNY
MOCK**
College Scouting Coordinator



Now enjoying his 25th season with the Packers and 42nd in the NFL, Danny Mock is responsible for a variety of scouting services as the team's college scouting coordinator. Mock's duties include tracking Green Bay's scouts who scour the country looking for players and coordinating all-star, combine and draft meetings.

Mock gained his first NFL experience as a member of the Atlanta Falcons' grounds crew from 1980-85. In addition to his duties on the field, Mock served as a film assistant from 1983-86. Following three seasons in the film department, the NFL moved to video and Mock was promoted to assistant video director by the Falcons in 1986.

After serving two years in that capacity, Mock turned to the player personnel side of football. For the following nine seasons (1988-96), he acted as the administrative assistant in the Falcons' player personnel department.

Having lived in the South his entire life, Mock headed north when he was named the Packers' college scouting coordinator on June 28, 1997, by then-Executive Vice President/General Manager Ron Wolf.

Mock attended Abraham Baldwin Agricultural College (1981-82) in Tifton, Ga., majoring in turf management and business.

Mock had earlier attended Gilbert (Ariz.) High School while growing up in the Phoenix area. He graduated from Duluth (Ga.) High School, where he lettered three times for the basketball team. During his sophomore basketball season, Mock was a teammate of 1980 Heisman Trophy winner George Rogers, who later would go on to star in football at the University of South Carolina and play seven seasons in the NFL. Mock also was elected team captain in basketball for his senior season, leading the school to the state quarterfinals.

Mock is a member of the National Football Foundation and the Wisconsin Football Coaches Association (WFCA), acting as the Packers' liaison to the latter organization. He was honored by the WFCA in 2008, when he was awarded the Dave McClain Distinguished Service Award for his outstanding service to football in Wisconsin and again in 2011 as an inductee into the WFCA Hall of Fame. For 17 years, he served as the video cameraman for the De Pere (Wis.) High School football team.

Mock is a fan of local sports teams, including the University of Wisconsin-Green Bay women's and men's basketball teams, and the Milwaukee Brewers.

Mock has two daughters, Elizabeth, 31, and Sarah, 28, and resides in De Pere, Wis.



**RED
BATTY**
Equipment Manager



A veteran in his area of expertise, Gordon "Red" Batty is in his 28th season as equipment manager of the Green Bay Packers and his 41st season in the NFL.

Batty is responsible for properly outfitting players with the safest and most advanced equipment, as well as ordering and maintaining all of the team's equipment and sideline apparel. Immediately prior to joining the Packers, he had spent 13 seasons (1981-93) in the same position with the then-Houston Oilers.

Batty remarkably is in his 48th season in the equipment field. He began his career in 1974 at age 14 as a ball boy for the Montreal Alouettes of the Canadian Football League. Six years later, he was elevated to the position of equipment manager for the Alouettes. During Batty's tenure in Montreal, the Alouettes won two Grey Cups (1974 and '77).

Batty subsequently joined the Oilers in June 1981 at the age of 22. He also purports to be the first native-born Canadian to garner both a Grey Cup and Super Bowl ring, and he now has two of each, the latter distinction earned when the Packers captured Super Bowls XXXI and XLV with Batty in charge of the team's equipment. He also worked his fifth Pro Bowl following the 2015 season.

Upon being named to the Packers' staff on Jan. 24, 1994, Batty became only the fifth person in club history to hold the title of equipment manager. Batty (pronounced BATT-ee) was born in Montreal and has two children, a daughter, Chelsea, 30, and a son, Cameron, 25.

Batty has served as the equipment coordinator for what is now known as the NFL Players Rookie Premiere preseason event for the past 27 years. Batty is given the duty of communicating with each rookie invitee's team equipment manager to secure equipment and jerseys utilized for trading-card photo shoots.

A devout hockey fan, Batty has also worked several NHL Winter Classic and Stadium Series outdoor games.



CHRIS CARR

Director of Performance Psychology and Team Behavioral Health Clinician

Chris Carr enters his second season with the Packers in 2021 after being named the club's director of performance psychology and team behavioral health clinician on April 2, 2020. Carr, who had worked for the Packers as a consultant since 2018, joined the team after working as a sports and performance psychologist at Ascension St. Vincent Sports Performance in Indianapolis since 2006. In his current role in Green Bay, Carr is responsible for performance psychology and mental-health services for the players, staff and organization.

In 15 years at St. Vincent, Carr coordinated training, supervision, research and applied practice in sport and performance psychology while also providing individual counseling and consultation services. Prior to joining St. Vincent, Carr was the sport/performance psychologist at the Methodist Sports Medicine Center in Indianapolis from 2000-2006.

Carr has served as a consultant for multiple professional sporting organizations, including the Packers, Indiana Pacers (2011-2020), Indiana Fever (2001-13), Oklahoma City Thunder (2008-11), Kansas City Royals (1999-2005), Columbus Crew (1996-2000), Tasman Motorsports (1996-98) and the Arizona Cardinals (1994-95). He has also worked with numerous collegiate athletic programs, including Ball State University (2015-20), Butler (2015-20), Purdue (2001-07, 2013-18), Indiana (2007-13), Ohio State (1995-2000), Arizona State (1994-95) and Washington State (1992-94).

Carr has also worked extensively with the United States Olympic and Paralympic Committee (USOPC) since 1992 as a member of USOPC Registry of Sport Psychology Providers. Carr was the sport psychologist for the United States Men's Alpine Ski Team from 1992-2002, attending the 2002 Winter Olympic Games in Salt Lake City, Utah. He also served as the United States Diving Team's sport psychologist from 2004-08 and accompanied the team to the 2008 Summer Olympic Games in Beijing, China. Outside of the sporting world, Carr also consulted with the United States Navy Officer Candidate School at the Naval Air Station in

Pensacola, Fla., from 1998-2001.

Carr received a doctorate of philosophy (Ph.D.) in counseling psychology with a minor in exercise science/sport psychology from Ball State (Muncie, Ind.) in 1992. He spent the third year of his Ph.D. program (1989-90) as a clinical research assistant in sport psychology at the United States Olympic Training Center in Colorado Springs, Colo., where he worked with elite-level athletes and coaches prior to the 1992 Olympic Games.

Carr received his bachelor of arts in psychology from Wabash College (Crawfordsville, Ind.) in 1982. While at Wabash, Carr was a four-year member and two-year starting offensive lineman for the Little Giant football team. He also studied off-campus at Oxford University in Oxford, England, during the spring semester of his junior year (1981), playing club rugby during his stay. Carr then completed his master of arts in counseling psychology at Ball State, where he was a graduate assistant football coach (offensive line/special teams) from 1983-84.

Carr is a licensed psychologist in the states of Wisconsin, Michigan and Indiana, where he is also HSP (Health Service Provider in Psychology) endorsed. A former president of Division 47 (Society for Sport, Exercise, and Performance Psychology) of the American Psychological Association (APA) who served on its executive committee from 2007-09, Carr was awarded the Bruce Ogilvie Award for Professional Practice by APA Division 47 and was honored at the 2020 APA Convention. From 2007-2020, Carr coordinated the Big Sky Sport Psychology Conference in Big Sky, Mont., an annual conference for licensed mental-health providers that work specifically in athletics and sport organizations; he now serves as the senior advisor for the meeting.

A native of Muncie, Ind., Carr now lives in Suamico, Wis., with his wife, Kelli. Their daughter, Rachel, is a club gymnastics coach at Eurostars Gymnastics in Plymouth, Mich., and is an honors graduate of Central Michigan University, where she was a member of the women's gymnastics team. Rachel is married to Derek Edwards, a Central Michigan graduate and three-year starter at offensive tackle for the Chippewas.



BRYAN ENGEL

Head Athletic Trainer

Now entering his 25th season overall with the Packers, Bryan Engel begins his seventh season as head athletic trainer after serving as assistant athletic trainer from 1999-2014. He first joined the Packers as a seasonal assistant/intern in the athletic training department in 1997. In his current role, Engel oversees the team's medical care on a daily basis.

Engel was a member of the Packers' athletic training staff that was honored by its peers with the NFL Athletic Training Staff of the Year award in 2011. He also was named the Tim Davey NFC Assistant Athletic Trainer of the Year in 2013.

Professionally, Engel sits on the executive committee of the Professional Football Athletic Trainers Society (PFATS) and is currently the organization's president-elect, having previously served on the executive committee as an NFC assistant representative and on the PFATS advocacy committee. He has also worked extensively with the PFATS Foundation, serving as its president and director of internal education.

Engel also spent time on the athletic training staff of the

New England Patriots as a seasonal assistant/intern (1996-97) and training-camp intern (1995).

Engel earned his B.S. degree in kinesiology with an emphasis in athletic training from the University of Illinois in 1998. In addition to his degree, Engel is a certified athletic trainer and a member of the National Athletic Trainers Association. He also holds certification as a corrective-exercise specialist and performance-enhancement specialist from the National Academy of Sports Medicine and is certified in the functional-movement screen.

A native of Hanover Park, Ill., Engel is married to Jennifer, with whom he has three sons, Drew, 21, Ryan, 19, and Evan, 17.

Diagnosed in 2010, Evan lives with Type 1 diabetes. Engel and his wife are both active volunteers for JDRF, with Jennifer having served on the executive board as secretary and as advocacy team chair for the northeast Wisconsin chapter. Evan was selected as a delegate for the 2017 JDRF Children's Congress and went to Washington, D.C., to advocate on Capitol Hill for strong funding for T1D research.



FOOTBALL SUPPORT STAFF

COMMUNITY

PLAYER PERSONNEL

VETERANS

DRAFT & FREE AGENTS

2020 REVIEW

RECORDS & HISTORY

LAMBEAU FIELD

MISC.



ADAM KORZUN

Director of Performance Nutrition

Hired in July 2014 for this newly created role with the team, Adam Korzun enters his eighth season as the director of performance nutrition with the Packers. He oversees all aspects of player nutrition, hydration and supplementation, as well as running Team Dining for the organization.

Korzun came to Green Bay after serving as the director of sports nutrition for the University of Oregon athletic department since August 2012, where he oversaw sports nutrition for all of the school's teams and athletes. Korzun was responsible for planning and creating an athlete training table operated independently by the athletic department. Under his direction, participation in the Ducks' training-table meals increased from three teams to 15 teams in just one year, and the program served more than 800 meals per day.

Early in his career, Korzun worked in different roles for Four Seasons Hotel-Boston (2000-02), Legal Seafoods (2001-07), Boston Medical Center (2004-06) and SNAP (Smart Nutrition Application and Practice) (2006-07).

In 2007, he started working as a sport dietitian for the United States Olympic Committee and implemented a performance-nutrition platform into training tables at several U.S. Olympic training centers. He also provided individual and team nutrition counseling and testing for athletes across all sporting disciplines while traveling domestically and internationally as part of the Olympic delegation.

In April 2009, he began focusing almost exclusively on the U.S. Ski and Snowboard Association, and in May 2010, he became the full-time high-performance dietitian for the association. During the 2010 Olympic Games in Vancouver, he developed and implemented the Vancouver Chef program, which trained and placed a personal chef for each of the ski and snowboard teams. He traveled with all of the association's teams throughout the year during training and competition as a sport dietitian and chef.

Korzun graduated summa cum laude from Johnson & Wales University (Providence, R.I.) with a bachelor of science in culinary nutrition and an A.A.S. in culinary arts in 2003, and he earned a master of science in nutrition, with a focus on exercise physiology, from Boston University in 2004. He is also a registered dietitian and is board-certified as a specialist in sports dietetics.

Korzun has been a consultant for Red Bull High Performance, the Cleveland Cavaliers and the Cleveland Indians at various points during his career.

Born in Mobile, Ala., Korzun currently resides in Green Bay.



DARRYL FRANKLIN

Chief of Staff

Darryl Franklin enters his third season with the Packers after being named the club's chief of staff in January 2019 by Head Coach Matt LaFleur.

Franklin works closely with LaFleur, serving as his main liaison to the various departments throughout the organization. He also serves as the liaison between LaFleur and the league office and as the Bill Walsh Minority Internship Program coordinator.

Prior to coming to Green Bay, Franklin worked in the Washington Football Team's player personnel department for seven seasons (2012-18). From 2012-14, he worked as a scout for BLESTO in the northeast region before serving as a pro scout from 2015-18.

During the 2010-11 seasons, Franklin was based in Jacksonville, Fla., as a scouting assistant for BLESTO. He spent the 2009 season as an intern for BLESTO before transitioning to a full-time position. Franklin spent the 2008 season with the Detroit Lions as a player personnel intern, aiding in both college and pro scouting.

Prior to entering the NFL, Franklin spent three years as a graduate assistant at Central Michigan University, where he initially helped with the defense before later assisting with the offense. Franklin earned a master's degree in administration from Central Michigan with a sport concentration. He completed his master's project on predicting NFL career longevity using combine results.

Franklin earned undergraduate degrees at the University of Missouri, majoring in broadcast journalism and political science. He also served as a student assistant for the Tigers' football team, primarily working with the school's recruiting coordinator and quarterbacks coach.

Originally from Toronto, Franklin attended Mount Hebron High School in Ellicott City, Md., where he served as the football team's student assistant. Franklin currently resides in Green Bay.





JOE McKILLIP

Coaching Operations Coordinator

Joe McKillip enters his third season in Green Bay and first as the team's coaching operations coordinator after spending two years (2019-20) as the assistant chief of staff. He works closely with the chief of staff, Darryl Franklin, and Head Coach Matt LaFleur, assisting them with the day-to-day operations including the coordination of meeting and practice schedules, the football calendar, organizing team and staff events as well as providing administrative assistance to the coaching and operations staffs.

Prior to joining the Packers, McKillip worked in football operations at North Carolina State for six years (2013-18) under the Wolfpack's head coach, Dave Doeren. He started as assistant director of football operations from 2013-14 before being promoted to director of football operations in 2015. In the director role, McKillip oversaw team logistics and day-to-day operations including: fall camp organization, game-weekend arrangements for both home and away games, weekly team schedules, bowl-game preparation, and coordination of the spring football schedule and summer high school football camps. He also assisted with recruiting functions and external community relations.

Before coming to North Carolina State, McKillip worked at the University of Wisconsin and then at Northern Illinois University. At Northern Illinois, he served as a football operations graduate assistant in 2011 and then as the assistant director of football operations and on-campus recruiting coordinator in 2012.

Prior to working at Northern Illinois, McKillip worked as a student manager for the Badger football team for four years. He graduated from Wisconsin with a degree in communications in 2011.

A native of Burlington, Wis., McKillip lives in Green Bay with his wife, Alison, and 2-year-old twins – daughter, Josie, and son, Thomas.



FOOTBALL SUPPORT STAFF

COMMUNITY

PLAYER PERSONNEL

VETERANS

DRAFT & FREE AGENTS

2020 REVIEW

RECORDS & HISTORY

LAMBEAU FIELD

MISC.



MIKE HALBACH

Director of Football Technology

Now entering his 18th season with the Packers, Mike Halbach begins his seventh season as the team's director of football technology after serving as

manager of football technology in 2014. He first joined the Packers as a video intern in 2004 before working as a video assistant from 2005-14.

In his current role, Halbach oversees the team's efforts in football analytics and the development and administration of football information systems, and guides technical decisions that impact football operations. He was instrumental in the Packers' transition from paper to digital playbooks and from standard- to high-definition video.

Halbach graduated summa cum laude from the University of Wisconsin-Green Bay in 2005 with a B.S. in communication processes with an emphasis in electronic media. He also earned a B.A. in communication and the arts with a minor in corporate communication.

A Wisconsin native, Halbach grew up on a family dairy farm in Hilbert, Wis. He and his wife, Stephanie, have three sons and a daughter.





CHRIS KIRBY

Video Director

Now in his 30th season overall with the Packers, Chris Kirby enters his eighth season as the team's video director.

Kirby joined the Packers as an intern in 1992 before being hired full time as a video assistant in January 1993. He served in that capacity until he was promoted to assistant video director in 2001.

In his current position, Kirby oversees the various department processes that provide coaches, scouts and players with the video tools necessary in talent acquisition, training, self-scouting and opponent game planning. In addition, he also produces numerous motivational videos for the team.

Over the past two decades, Kirby successfully helped the Packers transition through three major format and software upgrades within NFL video; analog tape to digital tape, digital tape to non-linear SD, and network SD to full HD. Today, the video department manages content on various video networks, allowing the players and coaches to watch film anywhere on their tablets, laptops and other mobile devices.

In addition to three decades of NFL games, Kirby also has shot numerous postseason games, including the 2001 Senior Bowl, the 2005 Cactus Bowl, the 2008, 2012, 2013 and 2016 Pro Bowls and Super Bowls XXXI and XLV.

Born at Tachikawa Air Base in Japan, Kirby earned a B.S. in communications (radio/television/film) from the University of Wisconsin Oshkosh. He and his wife, Beth, reside in De Pere with their three sons, Mason, Landon and Brennan.



MATT KLEIN

Director of Football Logistics/Team Travel

Matt Klein enters his third season in charge of the Packers' football logistics and team travel and his 23rd season with the club overall. Klein spent the 2018 season as director of coaching operations/team travel and worked the 12 previous seasons as the team's football administration coordinator. He originally joined the Packers as administrative assistant/football in 1999.

Klein is responsible for arranging team travel for every Packers home and away game, which includes air and ground transportation and securing hotel accommodations for the team, coaching staff and all members of the traveling party. His duties include traveling to road-game locations two or three days in advance of the team in order to direct travel arrangements on site. Klein also serves as the point of contact for visiting teams traveling to Green Bay, assists with corporate travel requests and works as an advisor to the football-operations and coaching staffs. In addition, he continues to coordinate all training-camp logistics, including housing and transportation. Klein also assists the personnel department with the team's local pro day as well as the Packers' top-30 visits prior to the draft.

As football administration coordinator and then as director of coaching operations/team travel, Klein was responsible for coordinating all facets of the team's daily operations,

including the coaching staff's schedule, in addition to his travel-coordination duties. He also served as the coaching staff's liaison on all matters relating to the athletic training, equipment, communications, video and football technology departments. Klein was the point person in managing each Packers practice and team function, including offseason minicamps, organized team activities and training camp.

In 2010, he served as part of a group of team staffers that helped plan the arrangements needed to move the organization's operations to North Texas for the week leading up to Super Bowl XLV.

A native of Clintonville, Wis., Klein spent five seasons working with Barry Alvarez and the football staff at the University of Wisconsin. He contributed to a program that earned berths in four bowl games, including a victory in the Rose Bowl after the '98 season. Klein left school early to accept a position with the Packers in 1999. He completed his coursework at the University of Wisconsin-Green Bay and earned his bachelor's degree in marketing, with a minor in economics.

Klein and his wife, Leah, live in Green Bay with their two sons, Nathan and Owen.





MELANIE MAROHL

Director of Football Administration/Player Finance

Now entering her 21st season with the team, Melanie Marohl begins her second season as the Packers' director of football administration/player finance after serving as manager of football administration/player finance from 2018-2020. She first joined the Packers as a salary cap analyst in July 2001.

In her current role, Marohl works closely with Executive Vice President/Director of Football Operations Russ Ball while overseeing database management and reporting as it relates to the club's salary-cap planning, cash spending and roster management. She is responsible for preparing and constructing player contracts while also ensuring the team stays current on rules, policies and documentation mandated by the current collective bargaining agreement between the NFL and NFLPA. Marohl is responsible for monitoring player bonuses and working with the team's finance department on player-salary payments. She also serves on the NFL Club Services Committee, which helps innovate and create technology surrounding the salary cap.

Prior to joining the Packers, Marohl spent 12 years (1989-2001) at Schneider National, a logistics and truck-load services provider based in Green Bay. From 1989-95, she worked as a capacity development assistant, providing operations support for the on-boarding and training of new drivers. She then served as a driver-recruiting business analyst from 1995-2001, helping design and develop a new software system for tracking driver applicants, gathering system requirements and working with programmers on system development, and handling analytical reporting for the department.

A native of Green Bay, Marohl earned her associate's degree in computer science during her time at Schneider. She and her husband, Todd, live in Ashwaubenon, Wis., and have a daughter, Marisa.



FOOTBALL SUPPORT STAFF

COMMUNITY

PLAYER PERSONNEL

VETERANS

DRAFT & FREE AGENTS

2020 REVIEW

RECORDS & HISTORY

LAMBEAU FIELD

MISC.



LINDA NUTHALS

Director of Corporate Travel

Linda Nuthals enters her second season as the Packers' director of corporate travel and 27th overall season with the team. Nuthals originally joined the team as corporate travel manager in the summer of 1995.

In her current role, Nuthals manages all facets of the organization's business travel, with the exception of the team's travel for away games. She works closely with airlines and other agencies to arrange player travel for workouts, free-agent visits and throughout the pre-draft process. Nuthals also prepares year-round travel for the team's scouting and front-office staffs and oversees travel needs for special events within the organization.

Prior to joining the Packers, Nuthals had worked for various travel agencies in Green Bay and Chicago since 1983.

A native of Green Bay, Nuthals grew up a block away from Lambeau Field, selling programs and parking cars on Packer gamedays. She and her husband, Steve, reside in Suamico, Wis. The couple has three daughters, Courtney (Chase) Ford, Kelsie (Bill) Fumelle and Mackenzie (Andrew) Wick, and three grandchildren, Lleyton, Oakley and Zoey.





GREY RUEGAMER

Director of Player Engagement

After being named the club's director of player engagement on July 31, 2017, Grey Ruegamer enters his fifth season in the role and eighth year overall in Green Bay after playing three seasons (2003-05) with the Packers as an offensive lineman.

As the director of player engagement, Ruegamer is vital in maintaining locker-room cohesiveness and overall player health. He assists players in acclimating to their roles, both on and off the field and in the Green Bay community, and adapting to a new life in Green Bay.

Ruegamer also oversees the Packers' wide range of programs designed to meet the needs of players and their families in today's NFL. The department provides a framework of assistance within which players and their immediate family members can address the pressures created by daily life and complicated by the demands of playing professional football. The program is also set up to get players prepared for life after football, and helps them seek educational and vocational opportunities.

Ruegamer played 10 total seasons in the NFL on the offensive line, appearing in 124 games with 17 starts during the regular season and 12 contests with two starts in

the postseason. After originally being selected by Miami in the third round (No. 72 overall) of the 1999 NFL Draft and spending one season with the Dolphins, he spent three seasons with the New England Patriots (2000-02) before spending his three seasons in Green Bay and playing the final three seasons of his career with the N.Y. Giants (2006-08). Ruegamer was a member of two Super Bowl champion teams, the 2001 Patriots and the 2007 Giants.

Once his playing career wrapped up, Ruegamer spent three years (2009-10, 2013) as an assistant strength and conditioning coach at the University of Washington. He also earned his bachelor's degree from Arizona State in liberal studies as well as his master's degree in health and human performance from California University of Pennsylvania.

Prior to his current role, Ruegamer was a certified wellness coach and worked at The Summit Medical Fitness Center in Kalispell, Mont., from 2014-16.

A 1998 Walter Camp All-America honoree, first-team All-Pacific-10 selection and one of 12 finalists for the Lombardi Award, Ruegamer was a four-year starter at Arizona State (1995-98). He was inducted into the Sun Devil Athletics Hall of Fame in 2014.

A native of Las Vegas, Ruegamer currently resides with his wife in Green Bay.



SHERRY SCHULDES

Director of Family Programs

Now in her 29th season overall with the Packers, Sherry Schuldes enters her 26th year leading the team's family programs department after originally joining the organization in 1993.

Beginning in 1996, Schuldes oversaw the creation and development of the family programs department, one of the first of its kind in the NFL. The department offers year-round programming and services for players' and coaches' families moving to and living in the Green Bay area.

Schuldes also led the creation of the Packers Women's Association (PWA), a 501c3 nonprofit organization that allows coaches' and players' spouses to give back to the Green Bay community. Serving as the PWA's executive director, Schuldes has led the organization's support of several local charities, including Paul's Pantry and New Community Shelter, and has helped the PWA host food drives, military-appreciation events and other initiatives.

Prior to joining the Packers, Schuldes worked in multiple community-programming roles around the greater Green Bay area. She earned her associate's degree from Northeast Wisconsin Technical College in 1982.

Schuldes is a longtime active board member and volunteer for Rebuilding Together of Greater Green Bay, an organization that has repaired hundreds of homes, free of charge, for individuals who are unable to do so themselves. She also previously served as a member of the St. Vincent's Hospital Advisory Council.

A native of Florence, Wis., Schuldes and her husband, John, currently live in Hobart, Wis. They have two daughters, Natalie and Ashlee, and a son-in-law, Marwan.





Mike Agnew
Security Officer



Dr. Robert Anderson
Associate Team Physician



Kenny Ansel
Director of Information
Technology



Jennifer Ark
Director of
Stadium Services



Brandon Arndt
Shipping and Receiving
Coordinator



Matt Arvin
Game and Live
Production Coordinator



Jill Austinson
Accounting Specialist



Tom Bakken
Assistant Equipment
Manager



Bart Bartelme
Lead Fields Assistant



Mary Bartels
Executive Assistant
of Finance



Stephanie Blavat-Vesely
Partnership Sales and
Service Executive



Ryan Blise
Fields Assistant



Duke Bobber
Manager of Digital



Cody Boeck
Manager of Retail Opera-
tions & Customer Service




Andy Bomske
Assistant Store Manager



Rhonda Borowicz
Senior Legal Assistant



James Brocker
Sr. HVAC/R Technician



Julie Broeckel
Corporate Giving
Coordinator



Ben Brossard
Senior Accountant



Jerry Burke
Application Administrator



Jeff Burruel
Ticket Operations
Coordinator



Krista Bye-Nagel
Partnership Services
Coordinator



Philip Caldwell
Manager of Ticketing



Bobbi Cameron
Business Systems Analyst



Gavin Carrigan
Assistant Manager of Retail
Distribution Center



Pat Cavanaugh
Events Sales & Service
Manager



Cliff Christl
Team Historian



Chris Cohorst
Human Resources Manager



Doug Collins
Director of Security/Risk
Management



Andy Cornelissen
Data Warehouse Analyst



Jon Corpron
Journeyman Electrician



Justin Crabb
Building Security Manager



Keith Cronin
Manager of Guest Services



Garrison Cummings
Business Intelligence
Manager



Jordy Dale
Titletown Facilities
Maintenance Assistant

FRONT OFFICE

COMMUNITY

FRONT OFFICE

VETERANS

DRAFT &
FREE AGENTS

2020
REVIEW

RECORDS &
HISTORY

LAMBEAU
FIELD

MISC.



Baron Dalebroux
Janitorial Coordinator



Justin Dantzman
HVAC Manager



Craig Decker
Corporate Sales Executive




Eric DeMars
Facilities Assistant




Andrew DePietro Paolo
Assistant Athletic Trainer



Jessica Dickhut
Tittletown Events
Coordinator



Derek Dimmer
Retail Store Manager



Cathy Dworak
Dir. of Community Outreach
& Player/Alumni Relations



Dr. James Ebben
Medical Consultant



Todd Edlebeck
Facilities Manager




Bobbi Jo Eisenreich
Manager of Corporate and
Foundation Giving



Tom Fanning
Assistant Director of
Communications



Joe Felhofer
Tittletown Facilities
Maintenance Assistant




Ryan Fenchel
Football Outreach
Specialist



Kurt Fielding
Assistant Athletic Trainer



Tony Fisher
Player/Alumni Specialist



Dawson Friedland
Football Data Analyst



Chris Gaines
Scouting Assistant



Tyler Gajewski
Videographer/Editor



Tanner Gess
Performance Dietician



Nick Goddard
Video Assistant



Kandi Goltz
Manager of Game Presenta-
tion and Live Events



Hanna Goral
Events Specialist



Paige Green
Payroll Coordinator



Shea Greil
Senior Partnership Services
Coordinator



Brad "Gus" Gustafson
Manager of Atrium
Operations



Scott Hansen
Security Officer



Jerry Hanson
Staff Counsel



Aaron Hart
Manager of Corporate
Sales - Milwaukee Office



Ryan Hartwig
Social Media Manager



Kelly Heim
Executive Assistant to
the General Manager



Haylee Helmle
Fan Engagement Manager



Brent Hensel
Hall of Fame Curator



Katie Hermesen
Public Affairs Coordinator



Tina Hermus
Guest Services Assistant



Tim Hodek
Assistant Store Manager



Wes Hodkiewicz
Digital Reporter



Adam Hoebelheinrich
Senior Editor/Associate
Producer



Meiling Hudson
Partnership Services Coor-
dinator - Milwaukee Office




Steven Hudy
Social Media Coordinator



Wendy Jansen
Manager of Lambeau
Field Events



Mike Jelenic
Senior Systems
Administrator



Joidon Jennings
Digital UX Coordinator



Allen Johnson
Fields Manager




Scout Johnson
Events Sales Executive



LaFawn Joslin
Guest Services Assistant/
Switchboard



Justine Kaempfer
Hall of Fame and Stadium
Tours Coordinator



Lisa Kaiser
Executive Assistant
to the President



Brent King
Horticulture Technician



Ken Kirkpatrick
Security Officer



Chris Kloehn
Ticket Office Coordinator



Rob Konitzer
Audio Visual Systems
Specialist



Dana Kressig
Corporate Sales Executive -
Digital Sales



Jackie Krutz
Manager of Titledtown
Residential and Programs



Chris Kuehn
Equipment Assistant



Becky Lamal
Help Desk/Administrative
Assistant



Anne Larson
Facilities Office Coordinator



Spencer Larson
Manager of Hall of Fame
& Stadium Tours



Elizabeth Lasee
Graphic Designer



David LeGrand
Media Sales Executive -
Milwaukee Office



Tony Lensmire
Titledtown Facilities
Maintenance Assistant



Julie Leung
Executive Assistant of Sales
and Marketing



Molly Linnane
Premium Seating
Coordinator



Sean Linton
Scouting Assistant



Nate LoCascio
Communications
Coordinator



Darren Lohr
Assistant Store Manager



Daniel Lopez
Videographer/Editor



Patrick Luce
Buyer



Bill Luebker
Manager of
Creative Design



Doug Maes
Security Officer

FRONT OFFICE

COMMUNITY

FRONT OFFICE

VETERANS

DRAFT &
FREE AGENTS

2020
REVIEW

RECORDS &
HISTORY

LAMBEAU
FIELD

MISC.



Ryan Maes
Computer Systems
Administrator



Joan Malcheski
Director of Brand and
Marketing



Tony Marconi
Systems Administrator



Larry McCarren
Sports Analyst



Jason McDonough
Director of Ticketing and
Premium Seating



Dr. Patrick McKenzie
Team Physician



Marissa Meli
Associate General Counsel



Mark Merkey
Assistant Manager of Retail
Distribution Center



Bill Miller
Plumber/Beverage
Systems Technician



Charlie Millerwise
Director of Development and
Hospitality




Daniel Moss
Manager of Premium
Seating



Jesse Motto
Security Officer



Mike Moynihan
Assistant Director of
Facility Operations



Andy Muckerheide
Assistant Video Director



Jon Murphy
Corporate Sales Executive



Scott Murphy
Accounting Manager




Bryan Nehring
Assistant Equipment
Manager



Kyle Nooker
Titledown Facilities
Manager



Craig Nooyen
Sr. HVAC Technician



Lisa Nortman
Senior Partnership Services
Coordinator



Brian O'Connell
Digital Analyst



Tim Odea
Equipment Assistant



Reece Oliver
Premium Seating Sales
Executive



Theresa Pagel
Buying/Ecommerce
Assistant



Blake Pangman
Corporate Sales Executive -
Milwaukee Office



Derek Paris
Fields Assistant



Wendy Pasowicz
Accounts Payable
Specialist



Judy Pedersen
Assistant Manager of Retail
Distribution Center



Jennifer Pertzborn
Merchandise Manager




Scott Peters
Assistant Director of
Security



Andrew Podlasik
Staff Accountant



Cassandra Polansky
Senior Premium Seating
Coordinator



Aaron Popkey
Director of Public Affairs



Peggy Prebelski
Director of Retail
Operations



Jack Prominski
Manager of Football
Analytics



Eric Prosie
Football Technology
Application Developer



Sarah Quick
Assistant Director of
Communications



Joe Ranthum
Titledown Landscape
Manager



Bill Rasmussen
Facilities Manager



Steve Reedy
Corporate Sales Executive



Joe Reuter
Football Technology
Assistant




Jennie Robertson
Ecommerce Manager



Taylor Rogers
Video Producer



Bill Roubal
Electrical Manager



Sandy Roubal
Corporate Giving
Coordinator



Justin Ruckel
Information Technology
Manager



Paul Schmit
Security Officer



Carla Schrank
Accounting Manager



Tim Schroeder
Manager of Retail
Distribution Center



Jon Schweitzer
Manager of Broadcast Sales



Eric Scott
Network Administrator



Joe Setzkorn
Atrium Operations Lead



Kregg Shilbauer
Director of Digital, Broad-
cast & Game Presentation



Sara Short
Manager of Partnership
Services



Evan Siegle
Team Photographer



Dan Skaleski
Atrium Operations Lead



Bob Slaby
Security Officer



Tony Smith
Assistant Director of
Information Technology



Mike Spofford
Senior Writer



Jeff Stauber
Emergency Planning/
Safety Coordinator



Mallory Steinberg
Titledown Programs &
Marketing Manager



Jenny Steinhardt
Lambeau Field Events
Administrator



Craig Stevens
Security Officer



Joe Stewart
Security Officer



Ken Sulewski
HVAC Technician



Laurie Taicher
Security/Risk Management
Assistant



Autumn Thomas-Beenenga
Pro Personnel Manager



Scott Thompson
Business Analytics
Manager



Ryan Thurk
Senior Accountant



Dave Tilot
Facilities Supervisor

FRONT OFFICE

COMMUNITY

FRONT OFFICE

VETERANS

DRAFT &
FREE AGENTS

2020
REVIEW

RECORDS &
HISTORY

LAMBEAU
FIELD

MISC.



Israel Torres
Atrium Operations Lead



Lisa Treichel
Assistant Store Manager



Julie Van Asten
Accounts Payable
Specialist



Barb Van De Hey
Guest Services Assistant/
Reception



Mike Vandersnick
Videographer/Editor



Troy VanWychen
Information Technology
Support Specialist



Amy Vigue
Ecommerce Marketing
Specialist



Randy Vogel
Security Officer



Christine Wahlen
Facilities Office Manager



Robyn Waller
Benefits Analyst



Chad Watson
Director of Sales and
Business Development



Clyde Watson
HVAC Technician



Nate Weir
Coordinator of
Rehabilitation



Andrew Wellens
Building Security
Supervisor



Corey Wentland
Facilities Supervisor



Amanda Wery
Community Outreach
Senior Coordinator



Tom Whitman
Atrium Operations Lead



Justin Wolf
Manager of Corporate
Sales



Jamie Woodbeck
Security Officer



Peter Yurek
Security Officer



Jon Zeininger
Information Technology
Support Specialist



Sue Zernicke
Senior Ticket Office
Coordinator

LAMBEAU'S TWIN FLAGS

The twin American flags above Lambeau Field enter their 18th season in 2021. The impressively sized flags, 15 feet by 25 feet, were raised May 28, 2004, on Memorial Day weekend that year.

Located on top of the stadium's indoor club seats on the north end of the facility, the flags are the culmination of the desire to improve Lambeau Field's honoring of America, an effort first discussed in Fall 2003, at the end of the stadium's 32-month renovation.

"Once the Lambeau Field redevelopment project was complete and we had our first games in the stadium, we realized the old flag and flagpole appeared a bit small compared to the larger size of the new facility," said Packers then-CEO Bob Harlan.

"We needed something more prominent to appropriately honor our country and decided to upgrade that component of the stadium. We also heard from a few fans that they had trouble locating the flag during the anthem, so this will definitely help in that area, too.

"The new, larger flags are a great way to honor America and the timing worked out for it to be done for Memorial Day weekend."

The flags are positioned atop 72-foot-high flagpoles which are stationed on top of the northeast and northwest corners of the stadium, above the club seats. All told, the flags are flying at 180 feet above ground.

Once the plans were set, the team worked with Kocken and Associates, of De Pere, Wis., on the design and engineering of the project. A major challenge of the design was ensuring both the structure and the flagpoles themselves could withstand the extreme wind load from the two large flags at that height.

Physical preparation for the new flagpoles began months prior with structural work, including reinforcing the area above the ceiling and on the roof with additional steel and concrete to support the extra load.

The two flags fly 24 hours a day, seven days a week, and are illuminated by spotlights at night.





VETERANS

17 DAVANTE ADAMS



Ht: 6-1 Wt: 215 Born: December 24, 1992

NFL Games Played/Started: 100/93

Acquired: 02-14

Wide Receiver // Fresno State

Eighth NFL Season // Eighth Packers Season



PRO HIGHLIGHTS:

► Set a franchise single-season record with 115 receptions in 2020 and tied WR Sterling Sharpe (1994) for the most receiving TDs in a season with a league-best 18, becoming the first player in NFL history with 100-plus receptions and 18-plus receiving TDs in a season.

► Earned first-team All-Pro honors from *The Associated Press* last season, becoming the first Green Bay WR to receive first-team recognition since Antonio Freeman in 1998, and was selected to his fourth straight Pro Bowl (2017-20) as he joined James Lofton (1980-85) as the only WRs in team history to be selected in four-plus consecutive seasons.

► Led the NFL in receiving TDs, receiving yards per game (98.1) and receptions per game (8.2) in 2020, becoming the first NFL player to lead the league in all three categories since Sharpe in 1992.

► Posted four games with 10-plus receptions, 100-plus receiving yards and two-plus receiving TDs last season, the most in NFL history by a player in a single season.

► Leads the NFL in receiving TDs since 2016 with 58, 11 more than any other player over that span, and games with at least one TD catch (43) over the last five seasons

► His 58 TD receptions from 2016-20 were the second most in team history over a five-season span behind only Don Hutson's 59 TD catches from 1941-45.

► Leads the league with four seasons of 10-plus receiving TDs since 2016, with no other player posting more than two seasons over that span.

► Has posted 10-plus receiving TDs four times in his career (2016-18, 2020), tied with Sharpe (1989, 1992-94) for the most in team history.

► Is one of only three players in team history (Hutson, 1941-43; Sharpe, 1992-94) to register 10-plus TD catches in three straight seasons (2016-18).

► Was the only player in the NFL with 70-plus receptions and 10-plus TD catches each season from 2016-18. Joined Sharpe (1992-94) as the only players in team history to accomplish the feat in three straight seasons.

► Has 43 TD catches in the red zone since 2016, the second most in NFL history over a five-season span behind only WR Cris Carter (46 from 1995-99).

► Is the only player in the league to rank in the top five in the NFL in receiving yards per game and receptions per game in each of the last three seasons. Ranks No. 2 in the NFL in receiving yards per game (91.6) and receptions per game (7.5) since 2018.

► Is the lone player in league history to register two seasons with 110-plus catches and appear in 15 or fewer games in both of those seasons (111 catches in 15 games in 2018, 115 catches in 14 games in 2020).

► Has posted 10-plus catches in a game 14 times in his career, the most in franchise history (Sharpe and WR Donald Driver, seven each).

► Has registered 546 receptions since entering the NFL in 2014, the second most in franchise history by a player

AT A GLANCE ...

- Set a franchise single-season record with 115 receptions in 2020 and tied WR Sterling Sharpe (1994) for the most receiving TDs in a season in team history with a league-best 18, becoming the first player in NFL history with 100-plus receptions and 18-plus receiving TDs in a season.
- Earned first-team All-Pro honors from *The Associated Press* last season, becoming the first Green Bay WR to receive first-team recognition since Antonio Freeman in 1998, and was selected to his fourth straight Pro Bowl (2017-20) as he joined James Lofton (1980-85) as the only WRs in team history to be selected in four-plus consecutive seasons.
- Led the NFL in receiving TDs, receiving yards per game (98.1) and receptions per game (8.2) in 2020, becoming the first NFL player to lead the league in all three categories since Sharpe in 1992.
- Leads the NFL with 58 receiving TDs since 2016, 11 more than any other player over that span, and games with at least one TD catch (43) over the last five seasons.
- Is the only player in the league to rank in the top five in the NFL in receiving yards per game and receptions per game in each of the last three seasons. Ranks No. 2 in the NFL in receiving yards per game (91.6) and receptions per game (7.5) since 2018.
- Has posted 10-plus catches in a game 14 times in his career, the most in team history (Sharpe and WR Donald Driver, seven each).
- Has registered 546 receptions since entering the NFL in 2014, the second most in franchise history by a player in his first seven NFL seasons behind only Sharpe (595). Reached 500 catches in his 95th career game, the fastest in team history (Sharpe, 96).
- Is one of only six players in league history to register 540-plus receptions and 60-plus receiving TDs in his first seven seasons (Sharpe, Marvin Harrison, Randy Moss, Calvin Johnson, Larry Fitzgerald).
- Ranks No. 4 in franchise history in receptions (546) and receiving TDs (62) and No. 8 in receiving yards (6,568).

in his first seven NFL seasons behind only Sharpe (595). Reached 500 catches in his 95th career game, the fastest in team history (Sharpe, 96).

► Is one of only six players in league history to register 540-plus receptions and 60-plus receiving TDs in his first seven seasons (Sharpe, Marvin Harrison, Randy Moss, Calvin Johnson, Larry Fitzgerald).

► Ranks No. 4 in franchise history in receptions (546) and receiving TDs (62) and ranks No. 8 in receiving yards (6,568).

► Has posted 13-plus receptions in a game four times in his career, the most in franchise history (Hutson, two).

► Tied an NFL record (Eagles WR Tommy McDonald, 1959-61) by catching a TD pass in 10 consecutive road games (2017-18).

► Holds career franchise playoff records for receptions (63) and receiving yards (820) and ranks No. 2 in team annals in TD catches with eight (Freeman, 10).

2020 SEASON: Started all 14 games he played in and posted a franchise-record 115 receptions for 1,374 yards (11.9 avg.) and 18 TDs, matching Sharpe's single-season team record set in 1994 for receiving TDs...Became the first player in NFL history to register 100-plus receptions and 18-

plus receiving TDs in a season...Led the NFL in receiving TDs, receiving yards per game (98.1) and receptions per game (8.2), becoming the first NFL player to lead the league in all three categories since Sharpe in 1992...Became the first player in league history to post 15-plus receiving TDs and average 95-plus receiving yards and eight-plus receptions per game...Ranked tied for No. 2 in the league in receptions, tied for No. 5 in receiving yards and tied for No. 2 in 100-yard receiving games (career-high seven) despite missing two games due to injury...Earned first-team AP All-Pro honors, the first Packers WR to receive first-team recognition since Freeman in 1998...Earned first-team All-NFL honors from the PFWA...Was selected to his fourth straight Pro Bowl, joining Lofton (six straight, 1980-85) as the only WRs in team history to be selected in four-plus consecutive seasons...Joined Sharpe as the only players in team history with two 100-catch seasons (also 2018)...Posted four games with 10-plus receptions, 100-plus receiving yards and two-plus receiving TDs, the most in NFL history by a player in an single season...Registered five games with 10-plus catches, the most in a season in team history and tied for the most in the league in 2020...Had multiple TD catches in five games, the second most in franchise annals (Hutson, six in 1942)...Posted three TD catches in a game twice on the season, tying the franchise mark (Hutson, 1938 and 1942; Sharpe, 1994)...Matched his career high by posting a TD catch in 11 games (tied for No. 1 in the NFL)...Had five games with 10-plus catches, 100-plus receiving yards and a receiving TD, the second most in a season in league history (WR Michael Thomas, six in 2019)...Posted two games on the season with 13-plus catches, 150-plus receiving yards and two-plus receiving TDs (Weeks 1 and 7), tied for the most in NFL history (Anquan Boldin, 2007; Dwayne Bowe, 2010)...Became the first player in team history to have three games with 10-plus catches and 150-plus receiving yards in a season...Had seven games with 100-plus receiving yards and a TD, tied with WR Jordy Nelson (2014) for the most in franchise history...Led the NFL in red-zone receptions (23) and TDs (14)...Ranked No. 1 in the NFL in third-down receiving yards (405), No. 3 in third-down catches (29) and tied for No. 3 in third-down TD receptions (four)...Had a career-high 10 receptions of 30-plus yards on the season, tied for No. 5 in the league, and five catches of 40-plus yards (tied career high), tied for No. 4 in the NFL...Also started both playoff games and posted 18 receptions for 133 yards (7.4 avg.) and two TDs, his third straight postseason with 16-plus receptions, tied for the second-longest streak in NFL history...His 18 catches in the playoffs were his most in a single postseason and tied for the third most in team history (Greg Jennings, 21 in 2010; Nelson, 21 in 2010)...**At Minnesota (Sept. 13):** Tied Hutson's single-game franchise record (Nov. 22, 1942) for receptions with 14 catches for 156 yards (11.1 avg.) and two TDs. Had nine catches for 103 yards (11.4 avg.) and a TD in the first half alone, matching his career high for receptions in a half (nine in the first half at Minnesota in 2019). Became the first player in team history to register three games with 13-plus catches (Hutson, two) and became the first player in franchise annals to record three consecutive 100-yard games against Minnesota...**Vs. Detroit (Sept. 20):** Posted three receptions for 36 yards (12.0 avg.), but left the game in the third quarter due to a hamstring injury that would sideline him for the next two games...**At Houston (Oct. 25):** Posted a career-high 196 receiving yards and two TDs on 13 receptions (15.1 avg.) as he joined Hutson (Oct. 18, 1942) as the only players in franchise history to register 13-plus catches, 195-plus receiving yards and two-plus receiving TDs in a game. Accounted for all of Green Bay's third-down conversions, posting seven receptions for 125 yards (17.9 avg.) and two TDs on third down, the most receiving yards by a Packer on third down since WR Robert Brooks recorded 126 yards on four third-down catches at Chicago on Sept. 11, 1995. Matched his career high with three receptions of 25-

plus yards (at Tennessee in 2016), posting a 45-yard TD catch, a 36-yarder and a 28-yarder. Finished the day with a career-high 102 yards after the catch...**Vs. Minnesota (Nov. 1):** Registered a career-high three TD receptions (5, 1, 7 yards), becoming the first NFL player to have five TD catches against the Vikings in a season and joined Sharpe (five vs. Tampa Bay in 1993) and Hutson (five vs. Cleveland in 1942, six vs. Cleveland in 1938) as the only players in team history to have five-plus receiving TDs against a single opponent in a season...**At San Francisco (Nov. 5):** Hauled in 10 passes for 173 yards (17.3 avg.) and a TD, becoming just the second player in NFL history to have three games in a season with 10-plus receptions, 150-plus receiving yards and a receiving TD (Calvin Johnson, 2012). Posted 118 receiving yards in the second half, the most in his career in a second half...**At Indianapolis (Nov. 22):** Led the team with 106 yards and a TD on seven receptions (15.1 avg.), his fifth straight game with seven-plus receptions, matching the longest streak in NFL history held by three other players (Carter, 1999; T.J. Houshmandzadeh, 2007; Adam Thielen, 2018)...**Vs. Chicago (Nov. 29):** Led the team with six receptions for 61 yards (10.2 avg.), including a 12-yard TD pass from Rodgers to cap off Green Bay's opening drive, which was his 500th career reception as he set a franchise mark by reaching it in his 95th career game (Sharpe, 96)...**Vs. Philadelphia (Dec. 6):** Paced the team with 10 receptions for 121 yards (12.1 avg.) and two TDs, tying a franchise record (Hutson; 1941-42, 1943-44) by posting a receiving TD in his seventh straight game. His second TD reception of the game, a 9-yard grab midway through the third quarter, was the 400th TD pass of Rodgers' career...**At Detroit (Dec. 13):** Led the team with seven receptions for 115 yards (16.4 avg.) and a TD, becoming the first player in franchise history to register a TD catch in eight consecutive games. Became the first player in NFL history to post six-plus receptions and a receiving TD in eight straight games...**Vs. Tennessee (Dec. 27):** Led the team with 11 receptions for 142 yards (12.9 avg.) and matched his career high with three TD catches (5, 7, 8 yards). Brought his season total to 52 receptions at Lambeau Field, the most in team history as he surpassed the previous season high held by him (50 in 2018)...**At Chicago (Jan. 3):** Posted a team-high six receptions for 46 yards (7.7 avg.) and a TD as he brought his season catch total to 115, moving past Sharpe (112 in 1993) for the single-season franchise record. Caught a 6-yard TD pass with 2:56 remaining in the game, his 18th of the season as he tied Sharpe's single-season team mark set in 1994. Posted six-plus receptions in his 12th straight game, the second-longest streak in team history behind only Sharpe (13 in 1993-94)...**Vs. L.A. Rams (NFC Divisional, Jan. 16):** Matched the single-game postseason franchise record for receptions with nine catches for 66 yards (7.3 avg.) and a TD as he became the first player in team history to register nine receptions in back-to-back playoff games. Brought his receiving-yardage total in the playoffs to 753 as he moved past Freeman (748) for No. 1 in team annals. It marked his fourth postseason game with eight-plus catches, the most in team history as he moved past Jennings (three)...**Vs. Tampa Bay (NFC Championship, Jan. 24):** Tied the single-game franchise playoff record with nine receptions for 67 yards (7.4 avg.) and a TD, his third straight playoff game with nine receptions as he matched WR Julian Edelman's NFL postseason record. Brought his career reception total in the postseason to 63 as he moved into sole possession of the No. 1 spot in team history ahead of Nelson (54).

2019: Started all 12 games he appeared in and led the team with 83 receptions for 997 yards (12.0 avg.) and five TDs (tied for team lead), giving him back-to-back 80-catch seasons...Was named to the Pro Bowl as an injury replacement for Falcons WR Julio Jones, his third straight season (2017-19) earning Pro Bowl recognition as he became the

first Packers WR to do so since Sharpe in 1992-94...Was inactive (toe) for four contests (Weeks 5-8)...Ranked No. 5 in the NFL in receiving yards per game (83.1), becoming the first Packer to finish in the top five in the NFL in receiving yards per game in back-to-back seasons since Sharpe in 1992-93...Ranked No. 4 in the league in receptions per game (6.9)...Posted seven-plus receptions in eight games on the season, tied for No. 4 in the NFL...Recorded a team-high five 100-yard receiving games, which was tied for No. 4 in the NFL, and led the team with 12 receptions of 20-plus yards... Started both games in the playoffs and led the team with 17 receptions for 298 yards (17.5 avg.) and two TDs...His 298 receiving yards rank No. 3 in team history for a single post-season behind only Freeman (308 yards in three games in 1997) and Jennings (303 yards in four games in 2010)...Tied a single-postseason team record with two 100-yard receiving games and recorded two 130-yard receiving games, tied for No. 1 in NFL history with several others for the most in a single postseason...**Vs. Philadelphia (Sept. 26):** Posted a season-high 180 receiving yards on 10 receptions (18.0 avg.), his eighth career game with 10-plus receptions as he moved past Sharpe and Driver (seven each) to set a new team record. Racked up 107 receiving yards on six catches (17.8 avg.) in the first quarter, the most receiving yards in a first quarter by a Packer since WR Javon Walker registered 121 yards at Indianapolis in the first quarter on Sept. 26, 2004. Finished the first half with 158 receiving yards, the most by a Packer in a first half since Freeman had 169 yards vs. Tennessee on Dec. 20, 1998. Posted two receptions of 40-plus yards for just the third time in his career (Weeks 8 and 11, 2018). Made a 13-yard catch on a third-and-6 with a little more than 10 minutes remaining in the game, but sustained a toe injury on the play that would sideline him for the next four games... **At Minnesota (Dec. 23):** Matched his career high to that point with 13 receptions for 116 yards (8.9 avg.), joining Hutson as the only players in franchise history to register two career games with 13-plus receptions...**Vs. Seattle (NFC Divisional, Jan. 12):** Set a franchise playoff record with 160 receiving yards and two TDs on eight receptions (20.0 avg.), topping the previous high of 159 yards by TE Jermichael Finley in the 2009 postseason at Arizona. Became the first player in team history to register 150-plus receiving yards and two-plus receiving TDs in a playoff game. All eight of his catches picked up first downs, the most receiving first downs by a Packer in a playoff game in team history. Racked up 88 yards receiving on six catches in the first half (14.7 avg.), the most in a first half by a Packer in the playoffs since Jennings posted 88 yards at Atlanta in the 2010 postseason. Became just the third Packer since the merger to have two TD catches of 20-plus yards (20, 40) in a playoff game, joining Sharpe (at Detroit; Jan. 8, 1994) and WR Randall Cobb (vs. N.Y. Giants; Jan. 8, 2017). On Green Bay's final drive of the game, came out of the slot and made an inside move on FS Ugo Amadi before breaking up the field to catch a perfectly placed throw from Rodgers for 32 yards to the Seattle 46 on third-and-8... **At San Francisco (NFC Championship, Jan. 19):** Tied a single-game franchise postseason record (three others) for catches with nine receptions for 138 yards (15.3 avg.). Became just the second player in NFL history (Fitzgerald, 2008 playoffs) to post back-to-back games with

eight-plus receptions and 130-plus receiving yards in a single postseason. Registered the fourth 100-yard receiving game of his career as he surpassed Jennings, Freeman and Brooks (three each) for the most in team playoff history. Early in the fourth quarter on third-and-5, beat CB Richard Sherman off the line to make a 65-yard reception down the seam to the San Francisco 22, the longest catch in a postseason game by a Packer since Driver's 90-yard TD vs. the N.Y. Giants on Jan. 20, 2008.

2018: Started all 15 games he appeared in and led the team with 111 receptions for a career-best 1,386 yards (12.5 avg.) and 13 TDs...Was selected to his second straight Pro Bowl, his first as an original selection...Was tied for No. 2 in the NFL in receiving TDs, tied for No. 6 in receptions and ranked No. 7 in receiving yards...His 111 receptions were the second most in a season in team history to that point behind only Sharpe's 112 catches in 1993...Became just the third player in team history to register 100-plus receptions in a season (Sharpe, 1992 and 1993; Brooks, 1995)...Led the league with 12 TD catches in the red zone and ranked No. 2 in the NFL in red-zone receiving yards (133)...Posted a TD catch in a career-high 11 games on the season (No. 2 in the NFL)...Registered five-plus receptions in each of the first eight games of the season, the first player in franchise history to accomplish that feat...Caught at least five passes in 14 games on the season, tied for No. 2 in the league behind only Chiefs TE Travis Kelce (15)...Led the team with a career-high 18 receptions of 20-plus yards (17 in 2016)...Led the league with 484 receiving yards on third down and ranked No. 5 with 27 receptions on third down...Was tied for No. 2 in the NFL (Jones, five) with four 130-yard receiving games, tied for the second most in a season in franchise history (Hutson, five in 1942)...**At Detroit (Oct. 7):** Paced the team with nine receptions for 140 yards (15.6 avg.) and a TD, giving him a TD catch in 10 consecutive road games, which tied McDonald for the longest streak in NFL history...**Vs. San Francisco (Oct. 15):** Led the team with 10 receptions for 132 yards (13.2 avg.) and two TDs, the third time in his career that he posted 10-plus catches and two-plus receiving TDs in a game as he matched Hutson for the most in team annals. Posted four catches for 81 yards (20.3 avg.) in the final three minutes of the game... **At L.A. Rams (Oct. 28):** Led the team with 133 receiving yards on five receptions (26.6 avg.), joining Lofton (1984) as the only players in team history to record 130-plus receiving yards in three consecutive games. Became the first NFL player with a streak of three straight games with 130-plus receiving yards since Giants WR Odell Beckham Jr. in 2015 (Nov. 29-Dec. 14). Set a career high (min. four receptions) with his average of 26.6 yards per catch, highlighted by a pair of 40-plus-yard receptions, the first time in his career that he posted two catches of 40-plus yards in a game...**At Seattle (Nov. 15):** Led the team with a season-high 166 yards receiving on 10 receptions (16.6 avg.), becoming the seventh Packer since 1950 to have 10-plus receptions for 165-plus receiving yards in a game. Posted two catches of 40-plus yards for just the second time in his career (Week 8 at L.A. Rams)...**At Minnesota (Nov. 25):** Led the team with five receptions for 69 yards (13.8 avg.) and a TD as he went over the 1,000-yard receiving mark on the season for

GREEN BAY PACKERS, 1969-2020
FIRST-TEAM AP ALL-PRO & PRO BOWL STARTER

2020	Davante Adams, WR	2004	William Henderson, FB	1996	LeRoy Butler, S
	David Bakhtiari, T	2000	Darren Sharper, S		Brett Favre, QB
	Aaron Rodgers, QB	1998	LeRoy Butler, S	1995	Brett Favre, QB
2014	John Kuhn, FB		Antonio Freeman, WR		Reggie White, DE
2011	Aaron Rodgers, QB		Reggie White, DE	1992	Sterling Sharpe, WR
	Charles Woodson, CB	1997	LeRoy Butler, S	1989	Tim Harris, LB
2010	Clay Matthews, LB		Brett Favre, QB		Sterling Sharpe, WR
2009	Charles Woodson, CB			1969	Gale Gillingham, G

the first time in his career...**At Chicago (Dec. 16):** Paced the team with eight receptions for 119 yards (14.9 avg.), including six catches for 100 yards (16.7 avg.) in the second half...**Vs. Detroit (Dec. 30):** Inactive due to a knee injury sustained the previous week against the Jets.

2017: Started all 14 games he played in and led the team with 74 catches for a team-high 885 yards (12.0 avg.) and 10 TDs...Was tied for No. 2 in the league in TD catches and tied for No. 4 in the NFL in red-zone TD catches with seven...Posted seven-plus receptions five times on the season, a team high...Was selected to his first career Pro Bowl, having initially been named an alternate before being selected as an injury replacement for Jones...Posted a TD catch in seven road games on the season, joining Driver (2006) as the only players in franchise history to accomplish that feat...**At Dallas (Oct. 8):** Led the team with seven receptions for 66 yards (9.4 avg.) and two TDs. Capped the final drive off with a game-winning 12-yard TD grab over CB Jourdan Lewis on a back-shoulder throw from Rodgers with 11 seconds remaining...**Vs. Baltimore (Nov. 19):** Led the team with a season-high 126 yards on eight receptions (15.8 avg.), with six of his catches picking up first downs...**At Cleveland (Dec. 10):** Led the team with a season-high 10 receptions for 84 yards (8.4 avg.) and two TDs. All of his receptions came in the second half/OT, the most by an NFL player in the second half of a game in 2017 and the most by a Packer since STATS began recording it in 1991. With the Packers trailing, 21-14, with 17 seconds remaining, made a back-shoulder 1-yard TD catch from QB Brett Hundley against CB Jason McCourty to send the game into overtime. On Green Bay's first possession in OT, made a catch over the middle on third-and-6 before spinning away from Cleveland defenders to take it in for the 25-yard TD as the Packers won back-to-back OT games for the first time in team history.

2016: Played in all 16 games with 15 starts and posted 75 catches for 997 yards (13.3 avg.) and 12 TDs...Was named an alternate for the Pro Bowl...Was tied for No. 2 in the NFL in TD catches and joined Nelson (14) to become only the second teammate duo in franchise history with 12-plus TD catches each in the same season (Nelson and Cobb, 2014)...Recorded at least one TD grab in nine games on the season, tied for No. 2 in the NFL behind Nelson (11)...Registered four 100-yard receiving games and 10 catches of 25-plus yards (tied for team lead with Nelson)...Was tied for the league lead with three multi-receiving-TD games...Posted two games with both 100-plus receiving yards and two TD catches, tied with Nelson, Buccaneers WR Mike Evans and Saints WR Brandin Cooks for the NFL lead...Registered nine TD receptions in Weeks 9-17, tied with Nelson for the NFL lead over that span...Started all three postseason games and finished third on the team with 16 receptions for 217 yards (13.6 avg.) and two TDs...**Vs. Chicago (Oct. 20):** Posted a season-high 13 catches for 132 yards (10.2 avg.) and two TDs, setting a team record for the most receptions in a game at Lambeau Field. Along with Cobb (11) and WR Ty Montgomery (10), became only the second trio in NFL history to all record 10-plus catches in the same game. Was named NFC Offensive Player of the Week for his performance, his first time winning the award, as he joined Jennings as the only Green Bay WRs to earn the honor over the past 15 seasons...**At Atlanta (Oct. 30):** Led the team with 12 catches for 74 yards (6.2 avg.) to become the first player in team history to register 12-plus receptions in back-to-back games. His 25 receptions in Weeks 7-8 set a franchise record for the most combined catches over a two-game span...**At Tennessee (Nov. 13):** Registered a season-high 156 yards receiving on six catches (26.0 avg.), including three receptions of 35-plus yards (46, 38, 35) as he became the first Packer to do so since STATS began charting in 1991...**Vs. Seattle (Dec. 11):** Paced the team with 104 receiving yards and a TD

on four catches (26.0 avg.). On Green Bay's third play from scrimmage, a third-and-1 from its own 34, ran an out-and-up and beat CB Jeremy Lane down the sideline, hauling in the pass from Rodgers near the Seattle 35 and taking it the rest of the way for the 66-yard score, the longest catch of his career and the longest play for the Packers on the season...**Vs. N.Y. Giants (NFC Wild Card, Jan. 8):** Posted a team-leading eight catches for 125 yards (15.6 avg.) and a TD, with both the reception and yardage totals marking career playoff highs for him to that point.

2015: Played in 13 games with 12 starts and registered 50 receptions for 483 yards (9.7 avg.) and a TD...Was inactive for three games (Weeks 4-6) and missed portions of two others due to an ankle injury...Played in and started one playoff contest, catching four passes for 48 yards (12.0 avg.) and a TD...**Vs. Kansas City (Sept. 28):** Was limited to just three snaps after re aggravating an ankle injury he sustained the previous week vs. Seattle, an injury that would sideline him for the next three games (Weeks 4-6)...**At Carolina (Nov. 8):** Posted a team-leading seven catches for a season-high 93 yards (13.3 avg.), including a 40-yard catch down to the Carolina 9 on the final play of the first half as time expired, his longest catch of the season...**Vs. Detroit (Nov. 15):** Led the team with a season-best 10 receptions for 79 yards (7.9 avg.), the most catches in a game by a Packer on the season...**At Washington (NFC Wild Card, Jan. 10):** Posted four catches for 48 yards (12.0 avg.) and a TD. Sustained a knee injury on a 9-yard grab early in the third quarter, one that would sideline him for the remainder of the game and the following week at Arizona in an NFC Divisional contest.

2014: Appeared in all 16 games with 11 starts as a rookie and had 38 catches for 446 yards (11.7 avg.) and three TDs...Posted five-plus receptions in four games and 75-plus yards in three contests...Also started both playoff games and recorded eight catches for 124 yards (15.5 avg.) and a TD...**At Seattle (Sept. 4):** Made his NFL debut, appearing on nine offensive snaps and nine plays on special teams...**Vs. N.Y. Jets (Sept. 14):** Registered the first catches of his pro career with five grabs for 50 yards (10.0 avg.). Late in the first half, caught a 24-yard pass down to the New York 6 to convert a third-and-10, helping to set up a 6-yard TD catch by Cobb two plays later...**Vs. Minnesota (Oct. 2):** Made his first NFL start as the Packers opened up with three WRs. Scored his first career TD, beating CB Josh Robinson on a slant on third down as Rodgers found him over the middle for an 11-yard score to put Green Bay up, 28-0, with just under five minutes remaining in the first half...**Vs. Miami (Oct. 12):** Started for the second straight week with the Packers opening with three WRs, and posted six receptions for 77 yards (12.8 avg.), with five of the catches going for first downs. Had a hand in one of the most memorable plays of the season on the Packers' game-winning TD drive. With the clock ticking down, caught a quick pass off the line from Rodgers after the QB did a fake spike with 12 seconds remaining, then made a move on CB Cortland Finnegan on the sideline to pick up 12 yards down to the Miami 4 with six seconds remaining. His catch set up Rodgers' game-winning 4-yard TD pass to TE Andrew Quarless on the next play...**At New Orleans (Oct. 26):** Posted a season-high seven receptions for 75 yards (10.7 avg.), with four of the catches going for first downs...**Vs. New England (Nov. 30):** Finished with a season-high 121 yards receiving on six catches (20.2 avg.), the best receiving-yardage total by a Green Bay rookie since Sharpe's 124-yard outing vs. Detroit on Nov. 20, 1988. Made a season-long 45-yard grab near the end of the first quarter on third-and-2...**Vs. Dallas (NFC Divisional, Jan. 11):** Led the offense with 117 receiving yards and a TD on seven catches (16.7 avg.), with both his yardage and reception totals setting franchise playoff records by a rookie. Had five receptions for 111 yards (22.2 avg.) in the second

half, highlighted by his 46-yard TD grab late in the third quarter that narrowed the Cowboys' lead to 21-20...**2014 Draft:** Selected by the Packers in the second round with the No. 53 overall choice, the ninth WR picked overall in the draft.

COLLEGE: Started all 26 games he appeared in for the Bulldogs and caught 233 passes for 3,030 yards (13.0 avg.) and 38 TDs...Set school career records for receptions and TD catches, despite playing just two seasons for the Bulldogs...Caught at least one TD pass in 22 of 26 games, highlighted by a streak of 11 straight games with a TD grab (school and Mountain West records)...Posted 13 games with 100-plus receiving yards during his career, a school record...Majored in communications...**Sophomore season (2013):** Started all 13 games and caught 131 passes for 1,718 yards (13.1 avg.) and 24 TDs...Led the nation in receptions and receptions per game (10.1), while ranking second in the country in receiving yards per game (132.2)...Set a Mountain West Conference record with his 24 TD grabs, eight more than any player in the country in 2013, and the total ranks No. 4 in single-season FBS history...His 1,718 receiving yards set a school record and ranked No. 2 in the country in '13 behind only Oregon State's Cooks (1,730)...Posted three 200-yard receiving games, becoming just the third player this century to do so...Recorded three games with 200-plus receiving yards and four TDs, becoming just the second player to do so this century...Posted six double-digit-reception games, the most in the nation...Registered seven 100-yard receiving games...Earned first-team All-Mountain West honors for the second straight season...Won the Paul Warfield Award, which is presented to the nation's best receiver by the Touchdown Club of Columbus...Caught 14 passes for 148 yards (10.6 avg.) and two TDs in the season-opening 52-51 overtime win vs. Rutgers (Aug. 29)...Combined with his three 100-yard receiving games to end the 2012 season, tied a school record with his fourth consecutive 100-yard receiving game...Hauled in 12 passes for 110 yards (9.2 avg.) and a score vs. Boise State (Sept. 20), giving him a streak of 11 consecutive games with at least one TD grab dating back to 2012, a school and Mountain West Conference record...Caught a career-high 16 passes for 185 yards (11.6 avg.) and three TDs at Idaho (Oct. 5), earning Mountain West Offensive Player of the Week honors for his performance...Earned Mountain West Offensive Player of the Week recognition for the second straight game after tying a school and conference record with four TD catches vs. UNLV (Oct. 19)...Also posted his first career 200-yard game, hauling in eight passes for 221 yards (27.6 avg.)...Once again tied the school and conference record with four TD catches as part of a nine-catch, 246-yard (27.3 avg.) performance vs. New Mexico (Nov. 23)...Registered a career-high 264 receiving yards on 13 catches (20.3 avg.) along with three TDs at San Jose State (Nov. 29)...**Redshirt freshman season (2012):** Led the

Mountain West in every receiving category, catching 102 passes for 1,312 yards (12.9 avg.) and 14 TDs...All three of the totals were school and conference records by a freshman and led all FBS freshmen in 2012...Ranked eighth in the FBS in total receptions, ninth in receptions per game (7.85) and receiving yards, and 10th in receiving yards per game (100.9)...Became the first receiver in school history to have three games with 10-plus receptions in a single season...Had six 100-yard receiving games and four games with two TD catches...Was a unanimous first-team All-Mountain West selection, becoming the first freshman and the second WR in conference history to be a unanimous first-team choice...Was named the 2012 Mountain West Conference Freshman of the Year, becoming just the third player in school history to earn the honor...Named a Freshman All-American by CBSSports.com, *Phil Steele's College Football and Sporting News*...Named a fourth-team All-American by *Phil Steele's College Football* and an honorable mention All-American by *Sports Illustrated*...Was a nominee for the College Football Performance Awards National Freshman Performer of the Year Award and was added to the midseason watch list for the Biletnikoff Award...Caught seven passes for 118 yards (16.9 avg.) and two TDs in the season opener vs. Weber State (Sept. 1), becoming the first Bulldog freshman in school history to have a 100-yard receiving day in his first career game...Posted a season-high 198 receiving yards and two TDs on nine catches (22.0 avg.) at New Mexico (Oct. 27), including an 89-yard TD catch in the third quarter, which was tied for the sixth-longest grab in the FBS in 2012...Set a new Mountain West single-game record for the most receptions by a freshman with a season-high 13 catches for 144 yards (11.1 avg.) and a TD vs. Southern Methodist in the Sheraton Hawaii Bowl (Dec. 24).

PERSONAL: Given name Davante Lavell Adams...Born in Redwood City, Calif. ...Married, wife's name is Devanne...The couple has a 1-year-old daughter, Daija...**High school:** Helped lead Palo Alto (Calif.) High School to a CIF state championship as a senior in 2010...Caught 63 passes for 1,094 yards (17.4 avg.) and 11 TDs in his final season...Added 44 tackles, including two for a loss, two forced fumbles, an interception and four passes defended at CB...As a junior, caught 29 passes for 484 yards (16.7 avg.) and seven TDs...Also lettered all four years in basketball, averaging 20.0 points, 5.8 rebounds and 5.4 assists as a senior and 15.0 points, 8.0 rebounds and 7.0 assists as a junior...**Community involvement:** Has signed autographs for fans in exchange for donations to The Salvation Army during the holidays...Hosted a free youth football camp in Menlo Park, Calif., in June 2019...Served as a captain for the Green & Gold Charity Softball Game with LB Clay Matthews in 2018 and LB Blake Martinez in 2019...Visited schools and spoke to students while he was in college in both Fresno and Palo Alto, Calif.

NFL debut: at Seattle, 9/4/14

First NFL start: vs. Minnesota, 10/2/14

First NFL reception: vs. N.Y. Jets, 9/14/14 (4 yards, A.Rodgers)

First NFL TD reception: vs. Minnesota, 10/2/14 (11 yards, A.Rodgers)

CAREER TRANSACTIONS

- 2014 Selected by Green Bay Packers in the second round (53rd overall) of '14 NFL Draft, May 9...Signed first contract, June 12.
- 2017 Signed contract extension, Dec. 29.

DAVANTE ADAMS' NFL REGULAR SEASON RECEIVING STATISTICS

DATE	TEAM	GP	GS	RECEIVING				TD
				NO.	YDS.	AVG.	LG	
2014	Packers	16	11	38	446	11.7	45	3
2015	Packers	13	12	50	483	9.7	40	1
2016	Packers	16	15	75	997	13.3	66t	12
2017	Packers	14	14	74	885	12.0	55t	10
2018	Packers	15	15	111	1,386	12.5	57	13
2019	Packers	12	12	83	997	12.0	58	5
2020	Packers	14	14	115	1,374	11.9	56t	18
NFL TOTALS		100	93	546	6,568	12.0	66t	62

DAVANTE ADAMS' NFL POSTSEASON RECEIVING STATISTICS

DATE	TEAM	GP	GS	RECEIVING				TD
				NO.	YDS.	AVG.	LG	
2014	Packers	2	2	8	124	15.5	46t	1
2015	Packers	1	0	4	48	12.0	20	1
2016	Packers	3	3	16	217	13.6	32	2
2019	Packers	2	2	17	298	17.5	65	2
2020	Packers	2	2	18	133	7.4	21	2
NFL TOTALS		10	9	63	820	13.0	65	8

SINGLE-GAME HIGHS, RECEIVING

- Receptions** 14 at Minnesota Vikings, Sep 13, 2020
13 at Houston Texans, Oct 25, 2020
...2 more at 13.
- Receiving Yards** 196 at Houston Texans, Oct 25, 2020
180 vs. Philadelphia Eagles, Sep 26, 2019
- Longest Receptions** 66t vs. Seattle Seahawks, Dec 11, 2016
58 vs. Philadelphia Eagles, Sep 26, 2019
- Receiving TDs** 3 vs. Tennessee Titans, Dec 27, 2020
3 vs. Minnesota Vikings, Nov 01, 2020

2020 GXG REGULAR SEASON (PACKERS)

DATE	OPPONENT	P/S	RECEIVING				
			NO.	YDS.	AVG.	LG	TD
09/13	at Vikings	S	14	156	11.1	40	2
09/20	at Lions	S	3	36	12.0	17	0
09/27	at Saints	S	GAME INACTIVE/INJURY				
10/05	Falcons	S	GAME INACTIVE/INJURY				
10/18	at Buccaneers	S	6	61	10.2	18	0
10/25	at Texans	S	13	196	15.1	45t	2
11/01	Vikings	S	7	53	7.6	15	3
11/05	at 49ers	S	10	173	17.3	49	1
11/15	Jaguars	S	8	66	8.3	22	1
11/22	at Colts	S	7	106	15.1	33	1
11/29	Bears	S	6	61	10.2	15	1
12/06	Eagles	S	10	121	12.1	42	2
12/13	at Lions	S	7	115	16.4	56t	1
12/19	Panthers	S	7	42	6.0	14	0
12/27	Titans	S	11	142	12.9	32	3
01/03	at Bears	S	6	46	7.7	9	1
2020 TOTALS	14-14		115	1,374	11.9	56t	18

2019 GXG REGULAR SEASON (PACKERS)

DATE	OPPONENT	P/S	RECEIVING				
			NO.	YDS.	AVG.	LG	TD
09/05	at Bears	S	4	36	9.0	11	0
09/15	Vikings	S	7	106	15.1	39	0
09/22	Broncos	S	4	56	14.0	22	0
09/26	Eagles	S	10	180	18.0	58	0
10/16	at Cowboys	S	GAME INACTIVE/INJURY				
10/14	Lions	S	GAME INACTIVE/INJURY				
10/20	Raiders	S	GAME INACTIVE/INJURY				
10/27	at Chiefs	S	GAME INACTIVE/INJURY				
11/03	at Chargers	S	7	41	5.9	9	0
11/10	Panthers	S	7	118	16.9	38	0
11/24	at 49ers	S	7	43	6.1	14	1
12/01	at Giants	S	6	64	10.7	25	2
12/08	Washington	S	4	41	10.3	15	0
12/15	Bears	S	7	103	14.7	34	1
12/23	at Vikings	S	13	116	8.9	18	0
12/29	at Lions	S	7	93	13.3	33	1
2019 TOTALS	12-12		83	997	12.0	58	5

2020 GXG POSTSEASON (PACKERS)

01/16	Rams	S	9	66	7.3	21	1
01/24	Buccaneers	S	9	67	7.4	15	1
2020 TOTALS	2-2		18	133	7.4	21	2

2019 GXG POSTSEASON (PACKERS)

01/12	Seahawks	S	8	160	20.0	40t	2
01/19	at 49ers	S	9	138	15.3	65	0
2019 TOTALS	2-2		17	298	17.5	65	2

2018 GXG REGULAR SEASON (PACKERS)

DATE	OPPONENT	P/S	RECEIVING				
			NO.	YDS.	AVG.	LG	TD
09/09	Bears	S	5	88	17.6	51	1
09/16	Vikings	S	8	64	8.0	16	1
09/23	at Washington	S	7	52	7.4	16	1
09/30	Bills	S	8	81	10.1	25	0
10/07	at Lions	S	9	140	15.6	30	1
10/15	49ers	S	10	132	13.2	38	2
10/28	at Rams	S	5	133	26.6	48	0
11/04	at Patriots	S	6	40	6.7	10	1
11/11	Dolphins	S	4	57	14.3	25t	2
11/15	at Seahawks	S	10	166	16.6	57	0
11/25	at Vikings	S	5	69	13.8	36	1
12/02	Cardinals	S	8	93	11.6	19	1
12/09	Falcons	S	7	81	11.6	22	1
12/16	at Bears	S	8	119	14.9	28	0
12/23	at Jets	S	11	71	6.5	16t	1
12/30	Lions	S	GAME INACTIVE/INJURY				
2018 TOTALS	15-15		111	1,386	12.5	57	13

2017 GXG REGULAR SEASON (PACKERS)

DATE	OPPONENT	P/S	RECEIVING				
			NO.	YDS.	AVG.	LG	TD
09/10	Seahawks	S	3	47	15.7	21	0
09/17	at Falcons	S	8	99	12.4	33t	1
09/24	Bengals	S	3	60	20.0	41	0
09/30	Bills	S	2	13	6.5	8	1
10/08	at Cowboys	S	7	66	9.4	14	2
10/15	at Vikings	S	5	54	10.8	19	1
10/22	Saints	S	2	12	6.0	8	0
11/06	Lions	S	7	53	7.6	9	0
11/12	at Bears	S	5	90	18.0	42	1
11/19	Ravens	S	8	126	15.8	33	0
11/26	at Steelers	S	5	82	16.4	55t	1
12/03	Buccaneers	S	4	42	10.5	14	0
12/10	at Browns	S	10	84	8.4	25t	2
12/17	at Panthers	S	5	57	11.4	13t	1
12/23	Vikings	S	GAME INACTIVE/INJURY				
12/31	at Lions	S	INACTIVE				
2017 TOTALS	14-14		74	885	12.0	55t	10

2016 GXG REGULAR SEASON (PACKERS)

DATE	OPPONENT	P/S	RECEIVING			
			NO.	YDS.	AVG.	LG TD
09/11	at Jaguars	S	3	50	16.7	29t 1
09/18	at Vikings	S	3	26	8.7	13 0
09/25	Lions	P	2	23	11.5	14t 1
10/09	Giants	S	5	85	17.0	29t 1
10/16	Cowboys	S	2	34	17.0	22 0
10/20	Bears	S	13	132	10.2	24 2
10/30	at Falcons	S	12	74	6.2	22 0
11/06	Colts	S	4	41	10.3	40 1
11/13	at Titans	S	6	156	26.0	46 0
11/20	at Washington	S	3	42	14.0	37 0
11/28	at Eagles	S	5	113	22.6	50 2
12/04	Texans	S	1	17	17.0	17 0
12/11	Seahawks	S	4	104	26.0	66t 1
12/18	at Bears	S	2	25	12.5	19 0
12/24	Vikings	S	4	44	11.0	20t 1
01/01	at Lions	S	6	31	5.2	9t 2
2016 TOTALS	16-15		75	997	13.3	66t 12

2016 GXG POSTSEASON (PACKERS)

01/08	Giants	S	8	125	15.6	31 1
01/15	at Cowboys	S	5	76	15.2	32 0
01/22	at Falcons	S	3	16	5.3	8 1
2016 TOTALS	3-3		16	217	13.6	32 2

2014 GXG REGULAR SEASON (PACKERS)

DATE	OPPONENT	P/S	RECEIVING			
			NO.	YDS.	AVG.	LG TD
09/04	at Seahawks	P	0	0	0.0	0 0
09/14	Jets	P	5	50	10.0	24 0
09/21	at Lions	P	2	11	5.5	9 0
09/28	at Bears	P	2	18	9.0	15 0
10/02	Vikings	S	1	11	11.0	11t 1
10/12	at Dolphins	S	6	77	12.8	24 0
10/19	Panthers	S	1	21	21.0	21t 1
10/26	at Saints	S	7	75	10.7	16 0
11/09	Bears	P	1	10	10.0	10 0
11/16	Eagles	S	2	13	6.5	7 1
11/23	at Vikings	S	1	10	10.0	10 0
11/30	Patriots	S	6	121	20.2	45 0
12/08	Falcons	S	1	6	6.0	6 0
12/14	at Bills	S	1	6	6.0	6 0
12/21	at Buccaneers	S	2	17	8.5	9 0
12/28	Lions	S	0	0	0.0	0 0
2014 TOTALS	16-11		38	446	11.7	45 3

2014 GXG POSTSEASON (PACKERS)

01/11	Cowboys	S	7	117	16.7	46t 1
01/18	at Seahawks	S	1	7	7.0	7 0
2014 TOTALS	2-2		8	124	15.5	46t 1

2015 GXG REGULAR SEASON (PACKERS)

DATE	OPPONENT	P/S	RECEIVING			
			NO.	YDS.	AVG.	LG TD
09/13	at Bears	S	4	59	14.8	25 0
09/20	Seahawks	S	5	33	6.6	13 0
09/28	Chiefs	S	0	0	0.0	0 0
10/04	at 49ers		GAME INACTIVE/INJURY			
10/11	Rams		GAME INACTIVE/INJURY			
10/18	Chargers		GAME INACTIVE/INJURY			
11/01	at Broncos	S	1	8	8.0	8 0
11/08	at Panthers	S	7	93	13.3	40 0
11/15	Lions	S	10	79	7.9	18 0
11/22	at Vikings	S	3	36	12.0	16 0
11/26	Bears	S	2	14	7.0	8 0
12/03	at Lions	S	4	21	5.3	8t 1
12/13	Cowboys	S	2	12	6.0	8 0
12/20	at Raiders	S	5	32	6.4	8 0
12/27	at Cardinals	S	3	42	14.0	38 0
01/03	Vikings	P	4	54	13.5	24 0
2015 TOTALS	13-12		50	483	9.7	40 1

2015 GXG POSTSEASON (PACKERS)

01/10	at Washington	P	4	48	12.0	20 1
01/16	at Cardinals		GAME INACTIVE/INJURY			
2015 TOTALS	1-0		4	48	12.0	20 1

PACKERS' LONGEST WINNING AND LOSING STREAKS, VS. ONE OPPONENT

WINNING STREAKS, ALL-TIME

15	Chicago Cardinals	1937-46
10	Detroit	1940-45
	Chicago Bears	1994-98
	Detroit	2005-10
9	Philadelphia	1933-46
	Pittsburgh Pirates/Steelers	1933-46
	San Francisco	1996-2010

WINNING STREAKS, ACTIVE

8	Oakland	1990-2019
4	Chicago	2019-20
	Detroit	2019-20
3	Cleveland	2009-17
	Dallas	2017-2019
	Houston	2012-20
	Jacksonville	2012-20
	Kansas City	2015-2019
	Miami	2014-18
	New York Giants	2016-19
	New York Jets	2010-18

LOSING STREAKS, ALL-TIME

11	L.A. Rams	1948-53
	Detroit	1949-54
8	Miami	1971-94
	Chicago Bears	1985-88
7	Chicago Cardinals	1946-49
	San Francisco	1951-54
	Minnesota	1975-78

LOSING STREAKS, ACTIVE

5	Pittsburgh	1998-2017
3	Indianapolis	2012-20
2	Arizona	2015-18

* Regular-season games only



JAIRE ALEXANDER 23

VETERANS

Ht: 5-10 Wt: 196 Born: February 9, 1997
NFL Games Played/Started: 44/42
Acquired: 01-18

Cornerback // Louisville

Fourth NFL Season // Fourth Packers Season

PRO HIGHLIGHTS:

➤ Earned second-team All-Pro honors from The Associated Press in 2020, becoming the first Green Bay CB to earn All-Pro honors since Charles Woodson in 2011. Was also selected to the All-NFC team by the Pro Football Writers of America.

➤ Named to his first career Pro Bowl in 2020, making him one of three cornerbacks in franchise history to make the Pro Bowl in his first three seasons (Herb Adderley, 1963, third season; Willie Buchanan, 1973, second season).

➤ Intercepted Tom Brady two times in the NFC Championship Game last season, becoming just the seventh player in team history to record two-plus INTs in a playoff game.

➤ According to Sportradar, was tied for No. 1 in the league among cornerbacks (Jalen Ramsey) by allowing only three pass plays of 20-plus yards in the 2020 regular season (min. 700 def. snaps).

➤ Among CBs that played at least 700 defensive snaps during the 2020 regular season, was tied for No. 1 in the NFL by only giving up one burn TD (passing TD allowed by a defender when in coverage), according to Sportradar.

➤ Registered a safety at Minnesota in Week 1 of the 2020 season, becoming the first Packers DB with a safety since Doug Hart in the 1971 season opener at the N.Y. Giants.

➤ Named a Pro Bowl alternate after starting all 16 games and registering 63 tackles (41 solo), two interceptions, a forced fumble, a fumble recovery and a team-high 23 passes defended in 2019.

➤ Was named to the PFWA's All-Rookie team after leading the team with 15 passes defended in 2018. Became just the second Packers CB to be honored since 1974 (CB Casey Hayward, 2012).

➤ Appeared in 13 games with 11 starts as a rookie and ranked No. 2 on the team with 76 tackles (61 solo) while adding a half-sack, three tackles for a loss, an INT and a QB pressure.

➤ Tied Ahmad Carroll (2004) for the sixth-most starts by a rookie CB for the Packers since 1970, according to pro-football-reference.com.

➤ Selected by the Packers in the first round (No. 18 overall) of the 2018 NFL Draft, a selection acquired from Seattle along with a seventh-round choice (No. 248 overall) in exchange for Green Bay's first-round pick (No. 27 overall, originally obtained from New Orleans), a third-round choice (No. 76 overall) and a sixth-round pick (No. 186 overall). Became the first Louisville player to be drafted in the first round by Green Bay.

2020 SEASON: Named to his first career Pro Bowl, earned second-team All-Pro honors from AP and was selected to the All-NFC team by the PFWA...Started all 15 games he appeared in and led the team with 13 passes defended and tied for No. 4 on the team in INTs (one), while also registering 51 tackles (40 solo), a sack, two tackles for a loss, a QB hit and a forced fumble...Missed Week 10 due to injury (concussion/hand)...Started both playoff contests, recording

AT A GLANCE ...



- After leading the team in passes defended for the third straight season (13, 23, 15), was named to his first career Pro Bowl, earned second-team All-Pro honors from *The Associated Press* and was selected to the All-NFC team by the Pro Football Writers of America in 2020.
- Named a Pro Bowl alternate after starting all 16 games and posting a career-high 23 passes defended in 2019. Also started both postseason contests and ranked No. 2 on the team with 13 tackles (10 solo).
- Was named to the PFWA's All-Rookie team in 2018, becoming just the second Packers CB to be honored since 1974 (CB Casey Hayward, 2012).
- Appeared in 13 games with 11 starts as a rookie and ranked No. 2 on the team with 76 tackles (61 solo) while adding a half-sack, three tackles for a loss, an interception and a QB pressure.
- In Week 8 at the Los Angeles Rams, finished with five passes defended, the most by a Green Bay defender during the 2018 season.
- Earned second-team All-Atlantic Coast Conference recognition as a sophomore in 2016 after posting a team-high five INTs (tied for No. 11 in the country) along with a career-best 39 tackles (31 solo) and 14 passes defended.

four tackles (three solo), a tackle for a loss, two INTs and three passes defended...**At Minnesota (Sept. 13):** Posted five tackles (four solo, tied for No. 2 on the team), a tackle for a loss, a QB hit, a pass defended, an INT and a sack for a safety. With Minnesota on its own 4-yard line early in the second quarter, blitzed off the left side and went untouched to sack QB Kirk Cousins for a safety. Became the first Packers DB with a safety since Hart in the 1971 season opener at the N.Y. Giants. According to Sportradar, Alexander and Hart (1971) are the only Packers to register an INT and a safety in the same game (since 1948). With 34 seconds left in the first half, picked off Cousins on a deep pass down the right side intended for WR Adam Thielen, giving GB the ball at the Vikings' 41-yard line. Two plays later, the Packers scored on a 45-yard pass from QB Aaron Rodgers to WR Marquez Valdes-Scantling to take a 22-7 lead. Became the fifth NFL player to record a sack, an INT and a safety in a single game since 2000, joining Rocky Boiman (Week 4, 2003), Calais Campbell (Week 5, 2016), James Harrison (Week 11, 2008) and Adalius Thomas (Week 2, 2006)...**At New Orleans (Sept. 27):** Tallied three tackles (all solo), a tackle for a loss and a pass defended. Early in the second quarter, tackled RB Alvin Kamara for a loss of 2 yards to force a third-and-10 the Saints didn't convert, forcing a punt. According to NFL Next Gen Stats, played 38 coverage snaps and allowed just one reception on two targets as the nearest defender...**Vs. Atlanta (Oct. 5):** Tied for No. 4 on the team with a season-high six tackles (four solo). Shadowed WR Calvin Ridley on 23 of his 27 routes and did not allow a catch (NFL Next Gen Stats)...**At Tampa Bay (Oct. 18):** Recorded two tackles (both solo) and according to NFL Next Gen Stats, shadowed WR Mike Evans on 19 of his 24 routes (79.2) and was only targeted once (zero receptions)...**Vs. Tennessee (Dec. 27):** Posted two tackles (one solo) and a season-high three passes defended. With 8:32 left in the game and the Titans at the GB 9-yard line, broke up a pass intended for TE Jonnu Smith on fourth-and-4...**At Chicago (Jan. 3):** Registered three tackles

COMMUNITY

ADMIN. & COACHES

ALEXANDER

DRAFT & FREE AGENTS

2020 REVIEW

RECORDS & HISTORY

LAUREL FIELD

MISC.

(two solo), a forced fumble and a pass defended. With under eight minutes to play in the first half, hit TE Cole Kmet after a 1-yard gain and then ripped the ball out as both were falling toward the ground. LB Rashan Gary recovered the fumble at the CHI 23-yard line and GB scored a TD on the ensuing drive to take a 21-10 lead...**Vs. L.A. Rams (NFC Divisional, Jan. 16):** Recorded one tackle (solo) and a tackle for a loss, bringing down WR Robert Woods for a loss of 3 yards on second-and-10 with just under six minutes to play in the game and the Rams turned it over on downs two plays later. According to NFL Next Gen Stats, that was the only reception he allowed on three targets in the game...**Vs. Tampa Bay (NFC Championship, Jan. 24):** Led the defense with two INTs and three passes defended while also posting three tackles (two solo). Became just the seventh player in team history to record two-plus INTs in a playoff game.

2019: Started all 16 games and registered 63 tackles (41 solo), two INTs, a forced fumble, a fumble recovery and a team-high 23 passes defended (career best)...Was named an alternate for the Pro Bowl...Started both postseason games and ranked No. 2 on the team with 13 tackles (10 solo) and a pass defended...**Vs. Minnesota (Sept. 15):** Recorded five tackles (three solo) and a season-high four passes defended. Late in the first half, broke up a Cousins pass over the middle in the end zone intended for WR Stefon Diggs on second-and-goal from the 13...**Vs. Denver (Sept. 22):** Posted six tackles (all solo), a forced fumble, a fumble recovery and two passes defended. On a first-and-goal from the 7 late in the first half, made a leaping deflection of QB Joe Flacco's pass intended for WR Emmanuel Sanders toward the back of the end zone. Registered his first forced fumble and fumble recovery as a pro on the same play early in the third quarter when he came up to rip the ball away from TE Noah Fant at the end of his 4-yard reception, giving the Packers the ball at the Denver 37...**At Dallas (Oct. 6):** Finished with three tackles (two solo), his first INT of the season and a team-high three passes defended. On the Cowboys' opening drive, intercepted a QB Dak Prescott pass that went off the hands of WR Amari Cooper, hauling in the ball at the Green Bay 16 and returning it 37 yards to the Dallas 47, a turnover that would lead to seven points for the Packers...**Vs. Detroit (Oct. 14):** Finished with two tackles (both solo) and two passes defended. With the Packers trailing, 22-20, broke up QB Matthew Stafford's third-down pass over the middle intended for WR Marvin Jones to force a Detroit punt, giving Green Bay possession for what would turn out to be the game-winning drive...**At Kansas City (Oct. 27):** Tallied five tackles (four solo), including one for a loss, and a pass defended. On the Chiefs' opening drive of the game, tackled WR Sammy Watkins just short of the marker after he made a catch on third-and-2 to force a three-and-out...**Vs. Chicago (Dec. 15):** Paced the secondary with a season-high eight tackles (six solo), a tackle for a loss, an interception and two passes defended. On the final play of the first half, picked off a Hail Mary pass by QB Mitchell Trubisky at the Green Bay 11...**At Minnesota (Dec. 23):** Recorded two tackles (both solo) and a pass defended, helping to limit the WR duo of Diggs and Thielen to a combined three catches for 57 yards (19.0 avg.) and a TD...**Vs. Seattle (NFC Divisional, Jan. 12):** In first career postseason game, led the secondary with nine tackles (seven solo) and a pass defended. On Seattle's opening drive of the game, broke up a deep pass from QB Russell Wilson intended for WR DK Metcalf near the sideline to force a three-and-out. Early in the fourth quarter with the Packers leading, 28-23, came off the left side to drill Wilson for a loss of yardage on the Seahawks' two-point conversion attempt...**At San Francisco (NFC Championship, Jan. 19):** Registered four tackles (three solo) before sustaining a thumb injury in the third quarter that would sideline him for the remainder of the game.

2018: Appeared in 13 games with 11 starts and ranked No.

2 on the team with 76 tackles (61 solo)...Led the team with 15 passes defended and added a half-sack, three tackles for a loss, an INT and a QB pressure...Was named to the PFWA's All-Rookie team, becoming just the second Packers CB to be honored since 1974 (Hayward, 2012)...Registered two tackles on special teams and returned four punts for 25 yards (6.3 avg.)...**Vs. Minnesota (Sept. 16):** Led the team with 10 tackles (seven solo) and added a tackle for a loss, a half-sack and a QB pressure. Midway through the first quarter on a third-and-10, came on a blitz from the slot and shook off a block from RB Dalvin Cook for a shared 6-yard sack of Cousins with LB Reggie Gilbert to force a punt. In overtime, drilled Diggs for a 1-yard loss on a pass in the flat on second-and-2...**At Washington (Sept. 23):** Made his first NFL start, opening at CB in place of an injured Kevin King (groin), and tied for third on the team with seven tackles (five solo)...**Vs. Buffalo (Sept. 30):** Started for the second straight week in place of an injured King, and posted two tackles (both assisted), his first career interception and two passes defended. Late in the first half, picked off a deep pass from QB Josh Allen intended for WR Zay Jones in the end zone, returning the pick 27 yards out to the Green Bay 26...**At L.A. Rams (Oct. 28):** Finished with eight tackles (seven solo) and a career-high five passes defended, the most by a Green Bay defender on the season. Midway through the second quarter, jumped with WR Brandin Cooks to make a leaping breakup in the end zone on a deep pass from QB Jared Goff. Broke up two passes on the next series, including one over the middle intended for Woods on third-and-10 to force a Los Angeles punt. Midway through the third quarter, got his left hand in to break up Goff's pass over the middle intended for WR Nick Williams. With under five minutes remaining in the fourth quarter, made a leaping deflection of a pass intended for Cooks near the sideline...**At Minnesota (Nov. 25):** Finished with eight tackles (six solo), a tackle for a loss and a pass defended. On Minnesota's second drive, drilled Thielen into Diggs, who made the catch on a screen but was driven back several yards, before chasing him down at the Minnesota 14 for a 10-yard loss...**Vs. Arizona (Dec. 2):** Posted the first punt returns of his career, picking up 25 yards on two returns (12.5 avg.), including a 24-yarder early in the second quarter that was Green Bay's longest punt return of the season...**Vs. Atlanta (Dec. 9):** Recorded a career-high 12 tackles (career-best 10 solo), a tackle for a loss and a pass defended...**2018 Draft:** Selected by the Packers in the first round with the No. 18 overall selection, the second CB drafted.

COLLEGE: Played in 31 games with 19 starts during his three seasons with the Cardinals and registered 77 tackles (58 solo), two tackles for a loss, seven INTs, 22 passes defended, a forced fumble and a fumble recovery...Posted a 9.9-yard average on 44 punt returns during his collegiate career, highlighted by a 10.5-yard average on 20 returns as a sophomore in 2016 that included a 69-yard touchdown return vs. Florida State (Sept. 17)...Earned his degree in criminal justice...**Junior season (2017):** Played in six games with five starts, missing four contests due to a knee injury sustained in the season opener vs. Purdue...Recorded 19 tackles (13 solo), a tackle for a loss, an INT and five passes defended...**Sophomore season (2016):** Started all 13 games and earned second-team All-Atlantic Coast Conference recognition...Was tied for No. 11 in the country with a team-high five INTs...Recorded a career-high 39 tackles (31 solo) and a career-best 14 passes defended along with a fumble recovery and a forced fumble...Returned 20 punts for 210 yards (10.5 avg.) and a TD...Contributed two punt returns of 60-plus yards vs. Florida State (Sept. 17), including a career-long 69-yard return for a TD in the 63-20 victory over the No. 2-ranked Seminoles...Returned two punts for 130 yards (65.5 avg.) and added three tackles (two solo), a fumble recovery and a pass defended...Recorded his first

career two-INT game as he picked off QB Deshaun Watson twice and added two tackles (both solo) and a forced fumble at Clemson (Oct. 1)...Registered a season-high six tackles (all solo) and matched his career high with two interceptions, returning them for a total of 37 yards vs. Virginia (Nov. 11)...
Freshman season (2015): Appeared in 12 games with one start as a true freshman, finishing the season with 19 tackles (14 solo), an INT and three passes defended...Served as the team's primary punt returner, posting 23 returns for 223 yards (9.7 avg.)...Missed one game due to injury...Enrolled in school in January 2015 and participated in spring practice.

PERSONAL: Given name Jaire Zakar Alexander...First name is pronounced jai-air...Born in Philadelphia, Pa. ...
High school: Registered 30 tackles and four INTs at CB as a senior at Rocky River High School (Charlotte, N.C.), adding 68 receptions for 1,123 yards (16.5 avg.) and 18 TDs as a wide receiver...Was selected to play in the Shrine Bowl of the Carolinas, competing on the North Carolina

squad...Was ranked the fifth-best player in the state of North Carolina by Scout.com and No. 22 by Rivals.com... Also lettered one year in baseball...
Community involvement: Takes part in events and visits with kids at the Boys & Girls Club of Greater Green Bay...Held a skills and wellness camp for defensive backs in grades 9-12 in Mint Hill, N.C. ...Helped teammate Adrian Amos and his 1'm Still Here Foundation surprise members of the local Boys & Girls Club of Greater Green Bay with a holiday shopping spree... Visited with kids at the Milwaukee Children's Hospital and helped build a playground with the Milwaukee police... Participated in charity events as a rookie with the United Way and The Salvation Army, and was part of the Green Bay Packers Give Back Bowling Event, which raised over \$60,000 for the College Comeback Program at Northeast Wisconsin Technical College (NWTC)...Attended the Pulaslki vs. Preble high school football game in 2018 to interact with fans and sign autographs to help raise money for the Vince Lombardi Cancer Foundation...Visited hospitals while he was in college.

NFL debut: vs. Chicago, 9/9/18
First NFL start: at Washington, 9/23/18
First NFL sack: vs. Minnesota, 9/16/18 (½, K.Cousins)
First NFL interception: vs. Buffalo, 9/30/18 (J.Allen)

CAREER TRANSACTIONS

■ 2018 Selected by Green Bay Packers in the first round (18th overall) of '18 NFL Draft, April 26 (pick obtained from Seattle along with a seventh-round choice for Packers' first-round pick that was originally obtained from New Orleans and a third-round choice and sixth-round pick)...Signed first contract, May 7.

JAIRE ALEXANDER'S NFL REGULAR-SEASON DEFENSIVE STATISTICS

YEAR	TEAM	GP	GS	TACKLES					INTERCEPTIONS					O. FUMB			ST			MISC						
				TK	S	A	TFL	YDS	SK	YDS	QBH	NO	YDS	LG	TD	PD	FF	FR	YDS	TK	S	A	FF	FR	S	A
2018	Packers	13	11	76	61	15	3	27	0.5	3.0	1	1	27	27	0	15	0	0	0	2	2	0	0	2	0	0
2019	Packers	16	16	63	41	22	2	4	0.0	0.0	0	2	37	37	0	23	1	1	0	0	0	0	0	0	0	0
2020	Packers	15	15	51	40	11	2	6	1.0	4.0	1	1	-4	0	13	1	0	0	0	0	0	0	0	0	0	0
NFL TOTALS		44	42	190	142	48	7	37	1.5	7.0	2	4	60	37	0	51	2	1	0	2	2	0	0	2	0	0

JAIRE ALEXANDER'S NFL POSTSEASON DEFENSIVE STATISTICS

YEAR	TEAM	GP	GS	TACKLES					INTERCEPTIONS					O. FUMB			ST			MISC						
				TK	S	A	TFL	YDS	SK	YDS	QBH	NO	YDS	LG	TD	PD	FF	FR	YDS	TK	S	A	FF	FR	S	A
2019	Packers	2	2	13	10	3	0	0	0.0	0.0	0	0	0	0	1	0	0	0	0	0	0	0	0	0	0	0
2020	Packers	2	2	4	3	1	1	3	0.0	0.0	0	2	16	16	0	3	0	0	0	0	0	0	0	0	0	0
NFL TOTALS		4	4	17	13	4	1	3	0.0	0.0	0	2	16	16	0	4	0	0	0	0	0	0	0	0	0	0

SINGLE-GAME HIGHS: DEFENSIVE

Total Tackles 12 vs. Atlanta Falcons, Dec 09, 2018
 10 vs. Minnesota Vikings, Sep 16, 2018
 1.0 at Minnesota Vikings, Sep 13, 2020
Sacks 0.5 vs. Minnesota Vikings, Sep 16, 2018
 5 at Los Angeles Rams, Oct 28, 2018
Passes Defensed 4 vs. Minnesota Vikings, Sep 15, 2019
 1 at Chicago Bears, Jan 03, 2021
Forced Fumbles 1 vs. Denver Broncos, Sep 22, 2019
 1 vs. Denver Broncos, Sep 22, 2019
Fumble Recoveries 1 at Chicago Bears, Jan 03, 2021
Tackles For Loss 1 at New Orleans Saints, Sep 27, 2020
 1 at Minnesota Vikings, Sep 13, 2020
 ...5 more at 1.

Interceptions 1 at Minnesota Vikings, Sep 13, 2020
 1 vs. Chicago Bears, Dec 15, 2019
 ...2 more at 1.
Interception Return Yards 37 at Dallas Cowboys, Oct 06, 2019
 27 vs. Buffalo Bills, Sep 30, 2018
Safeties 1 at Minnesota Vikings, Sep 13, 2020
 1 at Washington, Sep 23, 2018
Special Teams Tackles 1 vs. Minnesota Vikings, Sep 16, 2018

PACKERS' EARLY COACHES

On Aug. 14, 1919, three days after the Packers were organized, Curly Lambeau was chosen team captain, a position at the time that might have carried as much if not more responsibility than coach.
 While Lambeau served as captain of the Packers from 1919-21, three other men held the title of coach during those seasons.
Willard J. "Bill" Ryan (1919) – A native of Washburn, Wis., Ryan doubled as coach of the Packers and Green Bay West High School.
Maurice "Jack" Dalton (1920) – A product of Janesville (Wis.) High School, Dalton also doubled as coach of the Packers and Green Bay West High School.
Joseph Merrill "Joe" Hoeffel (1921) – Hoeffel was listed as coach of the Packers in their first NFL season. After starring at Green Bay East High School, Hoeffel played end on the University of Wisconsin's unbeaten Big Ten champions of 1912 and was named to the second team on renowned football authority Walter Camp's All-American team. Hoeffel also coached Lambeau at East High in 1916.

VETERANS
 COMMUNITY
 ADMIN. & COACHES
 ALEXANDER
 DRAFT & FREE AGENTS
 REVIEW
 RECORDS & HISTORY
 LAMBEAU FIELD
 MISC.

2020 GXG REGULAR SEASON (PACKERS)

DATE	OPPONENT	P/S	TK	S	A	SK	YDS	INT	PD	FF	FR	
09/13	at Vikings	S	5	4	1	1	0	4	0	1	0	0
09/20	Lions	S	5	3	2	0	0	0	0	0	0	0
09/27	at Saints	S	3	3	0	0	0	0	0	1	0	0
10/05	Falcons	S	6	4	2	0	0	0	0	0	0	0
10/18	at Buccaneers	S	2	2	0	0	0	0	0	0	0	0
10/25	at Texans	S	0	0	0	0	0	0	0	1	0	0
11/01	Vikings	S	5	5	0	0	0	0	0	0	0	0
11/05	at 49ers	S	1	1	0	0	0	0	0	0	0	0
11/15	Jaguars		GAME INACTIVE/INJURY									
11/22	at Colts	S	6	4	2	0	0	0	0	2	0	0
11/29	Bears	S	6	5	1	0	0	0	0	0	0	0
12/06	Eagles	S	1	1	0	0	0	0	0	2	0	0
12/13	at Lions	S	3	2	1	0	0	0	0	1	0	0
12/19	Panthers	S	3	3	0	0	0	0	0	1	0	0
12/27	Titans	S	2	1	1	0	0	0	0	3	0	0
01/03	at Bears	S	3	2	1	0	0	0	0	1	1	0
2020 TOTALS			15-15	51	40	11	1.0	4.0	1	13	1	0

2020 GXG POSTSEASON (PACKERS)

01/16	Rams	S	1	1	0	0	0	0	0	0	0	0	
01/24	Buccaneers	S	3	2	1	0	0	0	0	2	3	0	0
2020 TOTALS			2-2	4	3	1	0.0	0.0	2	3	0	0	

2018 GXG REGULAR SEASON (PACKERS)

DATE	OPPONENT	P/S	TK	S	A	SK	YDS	INT	PD	FF	FR		
09/09	Bears	P	3	3	0	0	0	0	0	1	0	0	
09/16	Vikings	P	10	7	3	0	5	3	0	0	0	0	
09/23	at Washington	S	7	5	2	0	0	0	0	0	0	0	
09/30	Bills	S	2	0	2	0	0	0	0	1	2	0	0
10/07	at Lions		GAME INACTIVE/INJURY										
10/15	49ers		GAME INACTIVE/INJURY										
10/28	at Rams	S	8	7	1	0	0	0	0	5	0	0	
11/04	at Patriots	S	5	4	1	0	0	0	0	2	0	0	
11/11	Dolphins	S	5	5	0	0	0	0	0	0	1	0	0
11/15	at Seahawks	S	6	6	0	0	0	0	0	0	0	0	
11/25	at Vikings	S	8	6	2	0	0	0	0	0	1	0	0
12/02	Cardinals	S	1	1	0	0	0	0	0	0	1	0	0
12/09	Falcons	S	12	10	2	0	0	0	0	0	1	0	0
12/16	at Bears	S	4	3	1	0	0	0	0	0	1	0	0
12/23	at Jets	S	5	4	1	0	0	0	0	0	0	0	0
12/30	Lions		GAME INACTIVE/INJURY										
2018 TOTALS			13-11	76	61	15	0.5	3.0	1	15	0	0	

2019 GXG REGULAR SEASON (PACKERS)

DATE	OPPONENT	P/S	TK	S	A	SK	YDS	INT	PD	FF	FR		
09/05	at Bears	S	6	2	4	0	0	0	0	2	0	0	
09/15	Vikings	S	5	3	2	0	0	0	0	0	4	0	0
09/22	Broncos	S	6	6	0	0	0	0	0	0	2	1	1
09/26	Eagles	S	2	1	1	0	0	0	0	0	0	0	0
10/06	at Cowboys	S	3	2	1	0	0	0	0	1	3	0	0
10/14	Lions	S	2	2	0	0	0	0	0	0	2	0	0
10/20	Raiders	S	3	1	2	0	0	0	0	0	0	0	0
10/27	at Chiefs	S	5	4	1	0	0	0	0	0	1	0	0
11/03	at Chargers	S	2	1	1	0	0	0	0	0	1	0	0
11/10	Panthers	S	7	5	2	0	0	0	0	0	1	0	0
11/24	at 49ers	S	3	0	3	0	0	0	0	0	1	0	0
12/01	at Giants	S	2	2	0	0	0	0	0	0	1	0	0
12/08	Washington	S	3	1	2	0	0	0	0	0	1	0	0
12/15	Bears	S	8	6	2	0	0	0	0	0	1	2	0
12/23	at Vikings	S	2	2	0	0	0	0	0	0	1	0	0
12/29	at Lions	S	4	3	1	0	0	0	0	0	1	0	0
2019 TOTALS			16-16	63	41	22	0.0	0.0	2	23	1	1	

2019 GXG POSTSEASON (PACKERS)

01/12	Seahawks	S	9	7	2	0	0	0	0	0	1	0	0
01/19	at 49ers	S	4	3	1	0	0	0	0	0	0	0	0
2019 TOTALS			2-2	13	10	3	0.0	0.0	0	1	0	0	

AFTER THE BYE, 1990-2020

Season	After bye	Pct.	Before bye	Overall	Season	After bye	Pct.	Before bye	Overall
2011	8-1	.889	7-0	15-1	1992	7-4	.636	2-3	9-7
1997	8-1	.889	5-2	13-3	2006	7-4	.636	1-4	8-8
2014	7-1	.875	5-3	12-4	2016	8-5	.615	2-1	10-6
2019	5-1	.833	8-2	13-3	1994	6-4	.600	3-3	9-7
2007	8-2	.800	5-1	13-3	2013	7-5-1	.577	1-2	8-7-1
2001	8-2	.800	4-2	12-4	1993	8-6	.571	1-1	9-7
1996	7-2	.778	6-1	13-3	2010	4-3	.571	6-3	10-6
2003	7-2	.778	3-4	10-6	1999	6-7	.462	2-1	8-8
2020	9-3	.750	4-0	13-3	2015	4-6	.400	6-0	10-6
2009	9-3	.750	2-2	11-5	1990	4-6	.400	2-4	6-10
2004	6-2	.750	4-4	10-6	2017	3-6	.333	4-3	7-9
2012	5-2	.714	6-3	11-5	1991	3-7	.300	1-5	4-12
1998	7-3	.700	4-2	11-5	2018	3-7	.300	3-2-1	6-9-1
2002	6-3	.667	6-1	12-4	2005	3-8	.273	1-4	4-12
1995	8-4	.667	3-1	11-5	2008	2-7	.222	4-3	6-10
2000	6-3	.667	3-4	9-7					

ADRIAN AMOS 31

VETERANS

Ht: 6-0 Wt: 214 Born: April 29, 1993

NFL Games Played/Started: 92/88

Acquired: **UFA (Chi.)-19**

Safety // Penn State

Seventh NFL Season // Third Packers Season

PRO HIGHLIGHTS:

➤ One of eight defensive backs in the NFL to start all 48 games from 2018-20. Ranks No. 4 among defensive backs with an active streak of 50 consecutive starts in the regular season.

➤ Is tied for No. 2 in the NFL with two interceptions in the postseason since 2018.

➤ Since entering the league in 2015, has started 88 regular-season games, the fifth-most starts among safeties in the NFL over that span (stathead.com).

➤ Finished the 2020 regular season ranked No. 1 on the team in both tackles (83) and solo tackles (65), tied for No. 2 and tied a career high in interceptions (two), and ranked No. 3 on the team and set a career high in passes defended (nine) while also posting career highs in sacks (two) and QB hits (three).

➤ According to stathead.com, was one of six players listed as a safety or defensive back in 2020 to register 60-plus solo tackles, two-plus INTs, two-plus sacks and five-plus passes defended (Budda Baker, Malcolm Jenkins, Kenny Moore, Jordan Poyer and Khari Willis).

➤ Named a Pro Bowl alternate in his first season with the Packers in 2019. Started all 16 games for the second time in his career (2015) and was the only Green Bay defensive player to appear on every snap during the regular season. Also started both postseason contests.

➤ Registered 60-plus tackles in each of his first six seasons in the NFL.

➤ Played in 60 games with 56 starts for the Chicago Bears over four seasons (2015-18), recording 305 tackles (244 solo), 17 passes defended, three interceptions, three forced fumbles, three fumble recoveries, 13 tackles for a loss, two sacks and six tackles on special teams.

➤ Started all 16 games for a Chicago defense that finished No. 1 in the NFL in 2018 in points allowed (17.7 ppg), yards per play (4.78), takeaways (36) and INTs (27). Set career highs in INTs (two).

➤ Named to PFWA's All-Rookie team in 2015 after he became the first Bears rookie to lead the team in tackles (based on coaches' review) since LB Brian Urlacher in 2000.

➤ Selected by the Bears in the fifth round (No. 142 overall) of the 2015 NFL Draft, becoming the first Penn State player drafted by Chicago since G Tyler Reed (sixth round, No. 200 overall) in 2006.

2020 SEASON: Started all 16 games and finished No. 1 on the team in both tackles (83) and solo tackles (65), tied for No. 2 and tied a career high in INTs (two), and ranked No. 3 on the team and set a career high in passes defended (nine) while also posting career highs in sacks (two) and QB hits (three) as well as recovering a fumble...According to Sportradar, led the Packers with 1,003 defensive snaps played during the regular season, over 100 more snaps than any other player on the GB defense...Started both postseason contests and finished with eight tackles (six solo), an interception and a pass defended...**Vs. Atlanta (Oct. 5):**

AT A GLANCE ...



- In both of his first two years with the Packers (2019-20), has registered 80-plus tackles (87, 83), 60-plus solo tackles (64, 65), eight-plus passes defended (eight, nine) and multiple interceptions (two, two) while starting all 32 contests.
- Finished the 2020 regular season ranked No. 1 on the team in both tackles (83) and solo tackles (65), tied for No. 2 and tied a career high in INTs (two), and ranked No. 3 on the team and set a career high in passes defended (nine) while also posting career highs in sacks (two) and QB hits (three).
- Named an alternate for the Pro Bowl in 2019 after starting all 16 games and finishing No. 3 on the team with 87 tackles (64 solo) in his first season with the Packers.
- Played in 60 games with 56 starts for the Chicago Bears over four seasons (2015-18), recording 305 tackles (244 solo), 17 passes defended, three interceptions, three forced fumbles, three fumble recoveries, 13 tackles for a loss, two sacks and six tackles on special teams. The Bears finished in the top 10 in the NFL in points allowed in each of his final two seasons (No. 1 in 2018 and No. 9 in 2017).
- Named to PFWA's All-Rookie team in 2015 after he became the first Bears rookie to lead the team in tackles (based on coaches' review) since LB Brian Urlacher in 2000.
- In 49 career games (38 starts) at Penn State, notched 149 tackles, seven interceptions, 19 pass breakups, three sacks and nine tackles for a loss and earned All-Big Ten honorable mention three times.

Registered four tackles (all solo), a QB hit and a pass defended. With GB up 14 points with under four minutes to play in the game, broke up a pass in the end zone to WR Calvin Ridley on fourth-and-10...**At Houston (Oct. 25):** Tied for the team lead with five solo tackles as part of a six-tackle day while also recording a sack, a tackle for a loss, a QB hit and a fumble recovery. On the first play of the fourth quarter, sacked QB Deshaun Watson for a loss of 12 yards on third-and-3 to force a FG. With under two minutes to play, recovered a fumble at the GB 32-yard line that was forced by S Henry Black. Was the first Packers DB with a sack and a fumble recovery in a game since S Ha Ha Clinton-Dix at Seattle in Week 1 of the 2014 season...**Vs. Minnesota (Nov. 1):** Posted seven tackles (six solo) while also registering a tackle for a loss. Stopped RB Dalvin Cook for a loss of 2 yards on third-and-1 to force a punt with under seven minutes to play in the game. Green Bay scored on the ensuing possession to pull within six points...**Vs. Jacksonville (Nov. 15):** Recorded two tackles (both solo) and a pass defended, and intercepted QB Jake Luton with just under two minutes to play in the second quarter, returning it 23 yards to the JAX 26-yard line. The ensuing drive resulted in a FG to give GB a 17-10 lead headed into halftime...**At Indianapolis (Nov. 22):** Tied for No. 3 on the team with seven tackles (four solo) while also recording a pass defended and a tackle for a loss when he brought down RB Jonathan Taylor for a loss of 2 yards on third-and-2 to force a FG on fourth down with just over 11 minutes to play in the game...**Vs. Carolina (Dec. 19):** Registered seven tackles (six solo, tied for team lead), a sack, a QB hit and tied his career best with three passes defended. Late in the second quarter, downed a JK Scott punt at the CAR 5-yard line and on the ensuing possession, defended a pass on first-and-10 intended for TE Ian

COMMUNITY

ADMIN. & COACHES

AMOS

DRAFT & FREE AGENTS

2020 REVIEW

RECORDS & HISTORY

LAMBEAU FIELD

MISC.

Thomas and two plays later on third-and-10 for WR Curtis Samuel, forcing a punt...**At Chicago (Jan. 3):** Posted a season-high nine tackles (six solo), an INT and a pass defensed. With just over three minutes left in the game, picked off QB Mitchell Trubisky at the 50-yard line and returned it 24 yards to the CHI 26-yard line. Three plays later, GB scored to take a 35-16 lead...**Vs. Tampa Bay (NFC Championship, Jan. 24):** Finished with three tackles (two solo) and a pass defensed, and intercepted QB Tom Brady in the third quarter at the GB 32-yard line. The offense would score a TD on the ensuing drive to pull the Packers to within five points.

2019: Started all 16 games and ranked No. 3 on the team with 87 tackles (64 solo)...Posted seven tackles for a loss, a sack, two INTs, eight passes defensed, a QB hit and a QB pressure...Was the only defensive player to appear on every snap for the Packers during the regular season...Was named an alternate for the Pro Bowl...Posted three tackles on special teams...Started both playoff contests and recorded six tackles (three solo) and a pass defensed...**At Chicago (Sept. 5):** Recorded five tackles (three solo) and a tackle for a loss and became the first player to register an INT in his first game with the Packers since CB Bryant Westbrook did so at New England on Oct. 13, 2002. Also led the team with two tackles on special teams. On a third-and-1 play early in the second quarter, teamed with DL Kenny Clark to stuff WR Cordarrelle Patterson in the backfield for a 2-yard loss to force a three-and-out. With just over two minutes remaining in the game and the Packers holding a 10-3 lead, came over the top to intercept a Trubisky pass intended for WR Allen Robinson in the end zone on a third-and-10 play from the 16...**At Dallas (Oct. 6):** Posted four tackles (all solo) and a QB hit. On third-and-5 at the Green Bay 36 with 50 seconds remaining in the first half, came on a blitz and drilled QB Dak Prescott just as he released the ball, forcing an incompleteness as the Cowboys were forced to settle for a 54-yard FG attempt that they missed...**Vs. Oakland (Oct. 20):** Recorded six tackles (five solo) and a season-high two passes defensed. Midway through the fourth quarter, made a leaping deflection of QB Derek Carr's pass intended for TE Darren Waller into the end zone that was picked off by CB Kevin King...**At Kansas City (Oct. 27):** Led the secondary with seven tackles (four solo) while adding a pass defensed. Late in the first quarter, sprinted down the field to make a perfectly timed breakup of a deep pass from QB Matt Moore to WR Tyreek Hill...**Vs. Carolina (Nov. 10):** Posted seven tackles (three solo) and a pass defensed. Midway through the third quarter, nearly picked off a QB Kyle Allen pass in the end zone, but his deflection went into the arms of CB Tramon Williams for the interception...**At N.Y. Giants (Dec. 1):** Paced the secondary with six tackles (five solo) along with a pass defensed. On third-and-goal from the 9 late in the second quarter, came over to make a leaping breakup of QB Daniel Jones' pass intended for WR Sterling Shepard in the end zone to force the Giants to settle for a field goal...**Vs. Washington (Dec. 8):** Posted seven tackles (four solo), a sack, an INT and two passes defensed. On the first play of Washington's second drive, came free up the middle on a blitz to bring down QB Dwayne Haskins Jr. for a 4-yard sack. In the closing seconds of the first half, got in front of WR Kelvin Harmon near the sideline to intercept Haskins' pass at the Green Bay 24, returning it 3 yards. Became the first Green Bay DB to post a sack and an interception in a game since DB Micah Hyde at Minnesota on Nov. 23, 2014...**At San Francisco (NFC Championship, Jan. 19):** Registered four tackles (two solo) in 31 snaps, missing the second half due to a pectoral injury.

2018: Started all 16 games on a defense that finished No. 1 in the NFL in points allowed (17.7 ppg), yards per play (4.78), takeaways (36) and INTs (27)...Posted 71 tackles (57 solo), eight passes defensed, a career-best two INTs, a

fumble recovery, a sack, two tackles for a loss and a special teams tackle...Tallied five or more tackles in seven games...**At Miami (Oct. 14):** Set season highs in tackles (nine) and solo tackles (seven) and registered a pass defensed...**At Buffalo (Nov. 4):** Posted seven tackles (six solo), a sack and an INT. Picked off a QB Nathan Peterman pass that WR Terrelle Pryor juggled into the air while being hit by CB Kyle Fuller. It was part of a game where the defense generated four turnovers...**Vs. Detroit (Nov. 11):** Tallied two tackles (one solo) and recovered a RB Kerryon Johnson fumble (forced by CB Prince Amukamara) and returned it 15 yards to the Detroit 21-yard line...**Vs. Minnesota (Nov. 18):** Registered two tackles (both solo), a pass defensed and an INT. With the Vikings looking at first-and-10 at the Chicago 32-yard line, intercepted a QB Kirk Cousins pass intended for TE Kyle Rudolph at the 8-yard line and returned it 26 yards to the 34-yard line...**At San Francisco (Dec. 23):** Posted eight tackles and a pass defensed while tying his season high with seven solo tackles...**Vs. Philadelphia (NFC Wild Card, Jan. 6):** In first career playoff game, recorded six tackles (five solo) and an interception, picking off a deep pass from QB Nick Foles in the end zone.

2017: Appeared in 13 games with 10 starts and recorded 66 tackles (59 solo), three passes defensed, five tackles for a loss, a forced fumble, a fumble recovery and an INT he returned 90 yards for a TD...Added two special teams tackles...Inactive for Games 12-14 due to a hamstring injury...Registered eight-plus tackles in five of the 10 games he started...**At Green Bay (Sept. 28):** Made his first start of the season and recorded eight tackles (seven solo)...**At Baltimore (Oct. 15):** Registered a team-high eight tackles (six solo), two passes defensed, a tackle for a loss and the first interception of his career. In the fourth quarter, picked off a deep pass by Joe Flacco at the 10-yard line and returned it 90 yards for a TD, giving Chicago a 24-13 lead with just over five minutes to play. It was the longest INT return by a Bear since CB Charles Tillman's 95-yard return vs. Green Bay on Dec. 4, 2005...**At New Orleans (Oct. 29):** Finished with five tackles (all solo), two tackles for a loss, a forced fumble and a fumble recovery. Down by five points with just over two minutes to play, forced and recovered an RB Mark Ingram fumble and returned it 4 yards to the Chicago 30-yard line...**At Minnesota (Dec. 31):** Tied his career high with 11 tackles (seven solo) and two tackles for a loss.

2016: Saw action in 15 games, starting 14 and recording 60 tackles (50 solo), four passes defensed, a forced fumble, a fumble recovery, two tackles for a loss and three tackles on special teams...Missed Week 13 with a foot injury...**At Dallas (Sept. 25):** Posted four tackles (three solo) and recovered a fumble. After Prescott completed a 47-yard pass to WR Terrence Williams, Bears CB Jacoby Glenn forced a fumble that Amos recovered at the Bears 16-yard line and returned 21 yards to the 37-yard line. Chicago would score a TD on the ensuing possession...**Vs. Detroit (Oct. 2):** Matched his career high with 11 tackles (eight solo) and added a pass defensed...**At Indianapolis (Oct. 9):** Recorded two tackles (both solo) and forced the first fumble of his career.

2015: Started all 16 games and registered 108 tackles (78 solo), becoming the first Bears rookie to lead the team in tackles (based on coaches' review) since Urlacher in 2000...Also registered four passes defensed, three tackles for a loss and a sack...Was named to PFWA's All-Rookie team...Tallied six-plus tackles in 12 games, including eight or more in eight contests...**Vs. Green Bay (Sept. 13):** Started in his NFL debut and tallied six tackles (four solo) and a tackle for a loss...**Vs. Denver (Nov. 22):** Registered six tackles (five solo) and his first career sack, bringing down QB Brock Osweiler to force a second-and-17 on a possession

that ended two plays later with a punt...**Vs. Washington (Dec. 13):** Set career highs in tackles (11) and solo tackles (nine)...**2015 Draft:** Selected by the Bears in the fifth round (No. 142 overall), becoming the first Penn State player drafted by Chicago since G Tyler Reed (sixth round, No. 200 overall) in 2006.

COLLEGE: In 49 career games (38 starts), the three-time All-Big Ten honorable mention safety notched 149 tackles (102 solo), seven INTs, 19 pass breakups, three sacks and nine tackles for a loss...Ended college career starting in 38 consecutive contests and recording at least one INT in each of his four seasons at PSU (2011-14)...Returned seven career INTs for 135 yards (19.3 avg.) with a long of 54 yards... Played in the 2015 Senior Bowl...**Senior season (2014):** Started all 13 games and was named All-Big Ten honorable mention...Recorded 42 tackles (30 solo) and tied for the team lead with three INTs...Made 2½ tackles for a loss and led the team with 10 passes defended...Helped the Nittany Lions rank No. 2 in the country in total defense (278.7 ypg), No. 7 in scoring defense (18.6 ppg) and No. 9 in pass defense (178.2 ypg)...**Junior season (2013):** Earned the starting nod in all 12 games for the second straight season, splitting time between safety and cornerback...Earned honorable mention All-Big Ten recognition and ranked No. 7 on the team with 50 tackles (32 solo) while also recording four tackles for a loss, 2½ sacks, six passes defended and an INT...**Sophomore season (2012):** Started all 12 games at cornerback and was named honorable mention All-Big Ten by the coaches and media...Finished with 44 tackles (31 solo) and tied for No. 2 on the team with two INTs...Also recorded 2½ tackles for a loss, a half-sack and five passes defended...Helped the defense finish No. 2 in the Big Ten and No. 16 nationally in scoring defense (19.1 ppg), holding six teams to 17 or fewer points...**Freshman season (2011):** Appeared in 12 games at cornerback and on special teams with one

start...Totaled 13 tackles (nine solo), an INT and five passes defended...Was one of four true freshmen to see action.

PERSONAL: Given name Adrian Gerald Amos...Last name is pronounced A-miss...Born in Baltimore, Md. ...**High school:** Led Calvert Hall College High School (Baltimore, Md.) to the MIAA Class A Conference Championship and the No. 1 state ranking his senior season...Recorded 78 tackles and four INTs, while forcing three fumbles as a safety in his final season...Earned all-metro honors and was named Baltimore City Defensive Player of the Year...**Community involvement:** Started the I'm Still Here Foundation, a nonprofit dedicated to increasing awareness and providing resources for individuals in communities that are often overlooked...The foundation focuses on three programs: Grama's Brain, in which the mission is to increase awareness of Alzheimer's disease while offering support to those affected by it; Smash Outreach, which aims to provide underprivileged kids with resources to help them succeed in and out of the classroom; and Next Level Nation, which has a goal of helping young men prepare for collegiate-level football and academics through mentoring, college prep and exposure to college programs...Personally donated \$100,000 to programs that gave supplies to people struggling during COVID...Donated \$1,000 per tackle in 2020 to the Alzheimer's Association Wisconsin Chapter, that along with fundraising, raised a total of \$123,000...Held his first football camp in June 2019 at Calvert Hall College High School in Baltimore, Md. ...Surprised members of the Boys & Girls Club of Greater Green Bay with a holiday shopping spree in 2019...Put on a celebrity bowling night fundraiser in January 2019...Participated in the Packers Give Back Celebrity Bowling Event in June 2019 to raise money for the Wisconsin Court Appointed Special Advocates (CASA) Association, whose programs champion the needs of abused and neglected children.

NFL debut/first start: vs. Green Bay, 9/13/15
First NFL interception: at Baltimore, 10/15/17 (J.Flacco)
First NFL sack: vs. Denver, 11/22/15 (B.Osweiler)
Touchdowns: at Baltimore, 10/15/17, 90-yard INT return (J.Flacco)

CAREER TRANSACTIONS

- 2015 Selected by Chicago Bears in the fifth round (142nd overall) of '15 NFL Draft, May 2...Signed first contract, May 8.
- 2019 Signed by Green Bay Packers as unrestricted free agent, March 14.

ADRIAN AMOS' NFL REGULAR-SEASON DEFENSIVE STATISTICS

YEAR	TEAM	GP	GS	TACKLES					INTERCEPTIONS				O. FUMB			ST			MISC							
				TK	S	A	TFL	YDS	SK	YDS	QBH	NO	YDS	LG	TD	PD	FF	FR	YDS	TK	S	A	FF	FR	S	A
2015	Bears	16	16	108	78	30	2	8	1.0	7.0	1	0	0	0	2	0	0	0	0	0	0	0	0	0	0	0
2016	Bears	15	14	60	50	10	3	8	0.0	0.0	0	0	0	0	4	1	1	21	3	3	0	0	0	0	0	0
2017	Bears	13	10	66	59	7	6	11	0.0	0.0	0	1	90	90t	1	3	2	1	4	2	2	0	0	0	0	0
2018	Bears	16	16	71	57	14	2	4	1.0	2.0	1	2	27	26	0	8	0	1	15	1	1	0	0	0	0	0
2019	Packers	16	16	87	64	23	6	8	1.0	4.0	1	2	12	9	0	8	0	0	3	3	0	0	0	0	0	0
2020	Packers	16	16	83	65	18	4	17	2.0	12.0	3	2	47	24	0	9	1	0	0	0	0	0	0	0	0	0
NFL TOTALS		92	88	475	373	102	23	56	5.0	25.0	6	7	176	90t	1	34	3	4	40	9	9	0	0	0	0	0

ADRIAN AMOS' NFL POSTSEASON DEFENSIVE STATISTICS

YEAR	TEAM	GP	GS	TACKLES					INTERCEPTIONS				O. FUMB			ST			MISC							
				TK	S	A	TFL	YDS	SK	YDS	QBH	NO	YDS	LG	TD	PD	FF	FR	YDS	TK	S	A	FF	FR	S	A
2018	Bears	1	1	6	5	1	0	0	0.0	0.0	0	1	0	0	0	2	0	0	0	0	0	0	0	0	0	0
2019	Packers	2	2	6	3	3	0	0	0.0	0.0	0	0	0	0	1	0	0	0	0	0	0	0	0	0	0	0
2020	Packers	2	2	8	6	2	0	0	0.0	0.0	0	1	0	0	1	0	0	0	0	0	0	0	0	0	0	0
NFL TOTALS		5	5	20	14	6	0	0	0.0	0.0	0	2	0	0	4	0	0	0	0	0	0	0	0	0	0	0

SINGLE-GAME HIGHS: DEFENSIVE

Table listing defensive single-game highs for categories: Total Tackles, Sacks, Passes Defensed, Forced Fumbles, and Fumble Recoveries with game details.

Table listing defensive single-game highs for categories: Tackles For Loss, Interceptions, Interception Return Yards, and Special Teams Tackles with game details.

2020 GXG REGULAR SEASON (PACKERS)

Table showing 2020 GXG Regular Season stats for Packers (DATE, OPPONENT, P/S, TK, S, A, SK, YDS, INT, PD, FF, FR).

2020 GXG POSTSEASON (PACKERS)

Table showing 2020 GXG Postseason stats for Packers (DATE, OPPONENT, P/S, TK, S, A, SK, YDS, INT, PD, FF, FR).

2018 GXG REGULAR SEASON (BEARS)

Table showing 2018 GXG Regular Season stats for Bears (DATE, OPPONENT, P/S, TK, S, A, SK, YDS, INT, PD, FF, FR).

2018 GXG POSTSEASON (BEARS)

Table showing 2018 GXG Postseason stats for Bears (DATE, OPPONENT, P/S, TK, S, A, SK, YDS, INT, PD, FF, FR).

2016 GXG REGULAR SEASON (BEARS)

Table showing 2016 GXG Regular Season stats for Bears (DATE, OPPONENT, P/S, TK, S, A, SK, YDS, INT, PD, FF, FR).

2019 GXG REGULAR SEASON (PACKERS)

Table showing 2019 GXG Regular Season stats for Packers (DATE, OPPONENT, P/S, TK, S, A, SK, YDS, INT, PD, FF, FR).

2019 GXG POSTSEASON (PACKERS)

Table showing 2019 GXG Postseason stats for Packers (DATE, OPPONENT, P/S, TK, S, A, SK, YDS, INT, PD, FF, FR).

2017 GXG REGULAR SEASON (BEARS)

Table showing 2017 GXG Regular Season stats for Bears (DATE, OPPONENT, P/S, TK, S, A, SK, YDS, INT, PD, FF, FR).

2015 GXG REGULAR SEASON (BEARS)

Table showing 2015 GXG Regular Season stats for Bears (DATE, OPPONENT, P/S, TK, S, A, SK, YDS, INT, PD, FF, FR).



2016
2019-20

DAVID BAKHTIARI 69

Ht: 6-4 Wt: 310 Born: September 30, 1991

NFL Games Played/Started: 118/118

Acquired: 04a-13

Tackle // Colorado

Ninth NFL Season // Ninth Packers Season

PRO HIGHLIGHTS:

- Earned first-team All-Pro honors from The Associated Press in 2020, his second time receiving first-team recognition in the last three seasons as he became the only tackle in the league to earn first-team or second-team recognition each of the last five seasons (2016-20).
- Is one of just two Green Bay offensive tackles in team history (Forrest Gregg, 1962-67) to earn AP All-Pro recognition in five-plus consecutive seasons.
- Was named to his third career Pro Bowl last season (also 2016 and 2019), his second straight year as an original selection.
- Has started all 118 regular-season games he has appeared in at LT since entering the league in 2013. Has opened all 16 regular-season games in five of his eight seasons in the NFL.
- Has helped the Packers rank No. 3 in the NFL in yards per carry (4.55) and No. 4 in scoring (25.7 ppg) since 2013.
- When he earned first-team AP All-Pro honors in 2018, became the first Packers offensive tackle to earn first-team recognition since Gregg in 1967.
- Helped the Packers rank No. 2 in the NFL in yards per carry (5.01) in 2018 as RB Aaron Jones became the first Packer to lead the league in yards per carry (5.47) since the NFL went to a 16-game schedule in 1978.
- Was selected to his first career Pro Bowl in 2016, having initially been named a first alternate before being selected as an injury replacement for Eagles T Jason Peters.
- In 2013, became the first rookie to start every game at LT for Green Bay since the league went to a 16-game schedule in 1978.
- Became just the fourth Green Bay rookie to start the season opener at LT since the 1970 AFL-NFL merger and the first since Ken Ruettgiers in 1985. Was the only rookie in the NFL to start all 16 games at LT in 2013.
- Selected by Green Bay with the first of three fourth-round selections (No. 109 overall) and became the first Colorado offensive lineman to be drafted by the Packers since C Joe Garten in 1991 (sixth round).

2020 SEASON: Started all 12 games he played in at LT...Earned first-team AP All-Pro recognition and first-team All-NFL honors from the PFWA...Was selected to his third career Pro Bowl, his second straight season as an original selection...Helped the Packers rank tied for No. 2 in the NFL in sacks allowed (21), the fourth fewest by the Packers in a 16-game season...Part of a line that allowed one sack or zero sacks in a league-best 13 games, tied for the most in team history (2004), including four zero-sack games, the most by Green Bay since 2008 (four)...Helped the Packers rank No. 1 in scoring (31.8 ppg), giveaways (franchise-record 11), zero-giveaway games (team-record 10), red-zone TD percentage (team-record 80.0) and time of possession (32:29), No. 2 in third-down percentage (team-record 49.4), No. 5 in total offense (389.0 ypg) and yards per play (6.29), No. 8 in rushing offense (132.4 ypg), No. 9 in passing of-

AT A GLANCE ...



- Last name is pronounced bock-tee-R-ee.
- Earned first-team All-Pro honors from *The Associated Press* in 2020, his second time receiving first-team recognition in the last three seasons as he became the only tackle in the league to earn first-team or second-team recognition each of the last five seasons (2016-20).
- Is one of just two Green Bay offensive tackles in team history (Forrest Gregg, 1962-67) to earn AP All-Pro recognition in five-plus consecutive seasons.
- Was named to his third career Pro Bowl last season (also 2016 and 2019), his second straight year as an original selection.
- When he earned first-team AP All-Pro honors in 2018, became the first Packers offensive tackle to earn first-team recognition since Gregg in 1967.
- Has started all 118 regular-season games he has appeared in at LT since entering the league in 2013. Has opened all 16 regular-season games in five of his eight seasons in the NFL.
- In 2013, became the first rookie to start every game at LT for Green Bay since the league went to a 16-game schedule in 1978.

fense (256.6 ypg) and No. 7 in rushing average (4.78)... Helped protect QB Aaron Rodgers as he led the NFL in passer rating (121.5), passing TDs (team-record 48), completion percentage (team-record 70.7) and interception percentage (0.95), the first NFL quarterback to lead the league in all four categories since Steve Young in 1992, on his way to earning league MVP honors...Was placed on injured reserve (knee) on Jan. 2 after sustaining the injury during practice on Dec. 31...**At Minnesota (Sept. 13):** Helped the Packers register their first game in franchise history with 40-plus points, 500-plus yards, 30-plus first downs and no turnovers...**Vs. Detroit (Sept. 20):** Helped clear holes for Jones' career-high 168 rushing yards and two TDs on 18 carries (9.3 avg.) as he finished with a career-best 236 yards from scrimmage, the third most in a game in franchise history. Part of an offense that racked up a season-high 259 yards rushing on 35 attempts (7.4 avg.), the top yardage total by Green Bay since Dec. 28, 2003, vs. Denver (262 yards on 34 carries)...**At Tampa Bay (Oct. 18):** Started at LT and played the first 40 offensive snaps before departing the game due to a chest injury he sustained on Green Bay's opening offensive play from scrimmage in the third quarter that would sideline him for the next three games...**At Houston (Oct. 25):** Was inactive due to a chest injury, snapping a streak of 48 consecutive regular-season games played dating back to 2017...**Vs. Chicago (Nov. 29):** Part of a line that did not allow a sack as Rodgers posted a 132.3 passer rating (21 of 29 for 211 yards and four TDs with no INTs)...**Vs. Philadelphia (Dec. 6):** Blocked for Jones, who racked up 130 yards on just 15 carries (8.7 avg.), highlighted by a career-long 77-yard TD run in the fourth quarter as he became the first player in team history to have two TD runs of 75-plus yards in a season...**Vs. Tennessee (Dec. 27):** Protected Rodgers as he completed 21 of 25 passes for 231 yards and four TDs with one INT (128.1 rating). Also helped block for the Packers' 234 rushing yards on 37 carries (6.3 avg.), the first time Green Bay rushed for 195-plus yards and multiple TDs in back-to-back games since 1972 (Dec. 3-10). Helped clear

VETERANS

COMMUNITY

ADMIN. & COACHES

BAKHTIARI

DRAFT & FREE AGENTS

2020 REVIEW

RECORDS & HISTORY

LAIBREAU FIELD

MISC.

the way for RB AJ Dillon to rack up 124 yards and two TDs on 21 carries (5.9 avg.), the first rookie in franchise history with 120-plus rushing yards and two rushing TDs in a game.

2019: Started all 16 games at LT for the fifth time in his career...Earned second-team All-Pro honors, his fourth consecutive season receiving All-Pro recognition from AP...Was selected to his second career Pro Bowl, his first as an original selection...Was named to the All-NFC team by the PFWA...Part of an offense that ranked No. 2 in the league in giveaways (13), No. 1 in zero-turnover games (nine) and No. 8 in red-zone TD percentage (64.0)...Helped the offense register 18 rushing TDs on the season (tied for No. 7 in the NFL), the most by the Packers since 2009 (20)...Helped clear the way for Jones, who posted 1,084 rushing yards and a career-best 16 rushing TDs, which was tied for the most in the NFL in '19 and was the second most in team history behind only FB Jim Taylor (19 in 1962)...Protected Rodgers as he led the league in INT percentage (0.70) and tied for the league lead with 12 zero-INT games...Started both games at LT in the playoffs...**Vs. Denver (Sept. 22):** Helped the Packers post their first zero-sack game since Nov. 28, 2016, at Philadelphia...**Vs. Philadelphia (Sept. 26):** Helped to protect Rodgers as he threw for 422 yards and two TDs on 34-of-53 passing. Part of an offense that registered season highs for total net yards (491) and first downs (31)...**At Dallas (Oct. 6):** Helped to clear the way for Jones' 182 yards from scrimmage (107 rushing, 75 receiving) along with four rushing TDs as Jones matched the single-game franchise record for rushing TDs...**Vs. Oakland (Oct. 20):** Part of an offense that posted a season-high 42 points and 481 total yards, highlighted by Rodgers' season-high 429 passing yards and five TDs with no INTs on 25-of-31 passing as he set a single-game franchise record with a perfect 158.3 passer rating. Helped the offense average 8.75 yards per play, the best average by the Packers since Nov. 16, 1997, at Indianapolis (10.02). Part of a line that allowed just one sack, giving Green Bay a streak of six consecutive games with two or fewer sacks allowed, the longest single-season streak by the Packers since a 10-game streak in 2007...**At Kansas City (Oct. 27):** Blocked for Jones, who racked up a season-best 226 yards from scrimmage (67 rushing, 159 receiving), the fifth-best mark in team history and the top total since RB Ahman Green registered 227 scrimmage yards vs. Denver on Dec. 28, 2003...**At Minnesota (Dec. 23):** Helped clear the way as the Packers posted season highs for rushing yards (184 yards on 32 carries, 5.8 avg.) and time of possession (37:32). Blocked for Jones as he registered a season-high 154 rushing yards and two TDs on 23 carries (6.7 avg.)...**Vs. Seattle (NFC Divisional, Jan. 12):** Helped to protect Rodgers as he connected on 16 of 27 passes for 243 yards and two TDs with no INTs for a 113.7 rating. Part of an offense that converted 9 of 14 third downs (64.3 percent), the top percentage by Green Bay in a playoff game since posting the same number (9 of 14) vs. Dallas in the 2014 postseason.

2018: Started all 16 games at LT and earned first-team All-Pro honors from AP, the first Packers offensive tackle to earn first-team recognition since Gregg in 1967...Was named to the PFWA's All-NFL team and the PFWA's All-NFC team...Was named a Pro Bowl alternate...Helped the Packers rank No. 2 in the NFL in yards per carry (5.01) and giveaways (15), No. 1 in rushing first-down percentage (29.4) and No. 9 in net passing yards (264.9 ypg)...Helped clear holes for Jones, who became the first Packer to lead the league in yards per carry (5.47) since the NFL went to a 16-game schedule in 1978...Blocked for an offense that produced a single-season franchise-record seven games with 100-plus rushing yards on 25 or fewer attempts, tied with Miami for the most in the league on the season and tied for the most by an NFL team since the 1970 AFL-NFL merger (also 1995 Detroit Lions)...**Vs. Chicago (Sept. 9):** Helped to protect Rodgers as he

connected on 20 of 30 passes (66.7 percent) for 286 yards and three TDs with no INTs for a 130.7 passer rating. Part of a line that did not allow a sack in the second half as the Packers came back from 20 points down in the second half to beat the Bears, 24-23...**At Detroit (Oct. 7):** Blocked for an offense that racked up 521 yards of offense, the most by the Packers since Sept. 15, 2013, vs. Washington (580 yards). Protected Rodgers as he threw for 442 yards, tied for the third most in a game in franchise history, and three TDs on 32-of-52 passing...**Vs. San Francisco (Oct. 15):** Blocked for Rodgers as he became the first QB in NFL history to record back-to-back 400-yard passing games with no INTs (425 yards and two TDs on 25-of-46 passing). Helped the Packers post 521 yards of offense, just the second time in franchise history (1983) that the team registered back-to-back 500-yard games...**Vs. Miami (Nov. 11):** Helped clear the way for the offense to rush for a season-high 195 yards and two TDs on just 25 carries (7.8 avg.)...**Vs. Atlanta (Dec. 9):** Protected Rodgers as he posted his ninth straight zero-INT game (tied for No. 2 in NFL history) and brought his streak of consecutive attempts without an INT to 368 (eventually ended at 402), a new NFL record as he moved past Patriots QB Tom Brady (358)...**At N.Y. Jets (Dec. 23):** Blocked for an offense that racked up a season-high 540 yards, the most by the Packers since Sept. 15, 2013, vs. Washington (580). It marked Green Bay's third game of the season with 500-plus yards, tying the single-season franchise record (1983). Protected Rodgers as he connected on 37 of 55 passes for 442 yards and two TDs with no INTs and was part of an offense that registered 35 first downs, the second most in a game in franchise history (37 at Philadelphia, Nov. 11, 1962).

2017: Started at LT in all 12 games he appeared in, earning second-team AP All-Pro honors for the second consecutive season...Was named an alternate for the Pro Bowl...Helped the offense rank No. 3 in red-zone scoring (61.9 pct.), No. 5 in yards per carry (4.47 avg.) and tied for No. 6 in 10-play drives (30)...Was penalized a career-low two times on the season...**At Atlanta (Sept. 17):** Inactive due to a hamstring injury he sustained in the fourth quarter vs. Seattle in Week 1, an injury that would sideline him for four games...**Vs. New Orleans (Oct. 22):** Helped the offense register 181 rushing yards and two TDs on 24 carries (7.5 avg.), highlighted by Jones' season-high 131 yards and a TD on 17 attempts (7.7 avg.)...**At Chicago (Nov. 12):** Part of an offense that rushed for 160 yards on 37 carries (4.3 avg.), the most rushing yards allowed by the Bears on the season to that point. Blocked for QB Brett Hundley as he completed 18 of 25 passes for 212 yards and a TD for a 110.8 passer rating...**At Pittsburgh (Nov. 26):** Helped to protect Hundley as he posted a career-high 134.3 passer rating by connecting on 17 of 26 passes for 245 yards and three TDs with no INTs...**Vs. Tampa Bay (Dec. 3):** Part of an offense that registered a season-high 199 rushing yards and two TDs on 29 carries (6.9 avg.), including a career-best 113 yards and a TD on 21 carries (5.4 avg.) from RB Jamaal Williams. Also helped Hundley rush for a career-high 66 yards, the first time in franchise history (since 1933) that the Packers had a 100-yard rusher and a QB rush for 65-plus yards in the same game...**At Cleveland (Dec. 10):** Helped protect Hundley as he was only sacked once on the afternoon and completed a career-high 35 of 46 passes (76.1 pct.) for 265 yards and three TDs with no INTs for a 111.2 rating.

2016: Started all 16 games at LT for the third time in his career and also started all three postseason contests...Was selected to his first career Pro Bowl, having initially been named a first alternate before being selected as an injury replacement for Peters...Earned second-team All-Pro honors from AP, the first Green Bay tackle to receive AP All-Pro recognition since Gregg in 1967 (first-team selection)...Was part of a line that helped the Packers rank in the top 10 in the

NFL in scoring (No. 4, 27.0 ppg), total offense (No. 8, 368.8 ypg), passing offense (No. 7, 262.4 ypg), yards per carry (No. 7, 4.55), third-down conversions (No. 2, 46.7), first downs (No. 7, 349), time of possession (No. 5, 31:14) and giveaways (t-No. 8, 17)... **Vs. Chicago (Oct. 20):** Helped the offense record season highs for first downs (32) and time of possession (39:36). The first-down total was tied for the second-best single-game mark in franchise history and the time of possession was the best mark by Green Bay since Oct. 27, 2013, at Minnesota (40:54). Protected Rodgers as he completed a franchise-record 39 passes, including 10-plus passes to three different players (WRs Davante Adams, Randall Cobb and Ty Montgomery), only the second time in NFL history (New England Patriots, Nov. 13, 1994) that a team had accomplished that feat in a game... **At Philadelphia (Nov. 28):** Protected Rodgers as the line didn't allow a sack and provided time for him to complete 30 of 39 passes for 313 yards and two TDs for a 116.7 passer rating... **At Chicago (Dec. 18):** Part of an offense that racked up a season-best 451 total yards, highlighted by a season-high 226 yards rushing and three TDs on just 23 carries (9.8 avg.). The average of 9.8 yards per carry was the best in franchise history (since 1940) in games with 20-plus attempts, topping the previous high of 9.2 yards per carry at Washington on Oct. 10, 2010 (17 carries for 157 yards). Helped clear holes for Montgomery to rush for a career-high 162 yards and two TDs on 16 attempts (10.1 avg.), the best yardage output by a Green Bay player since RB Samkon Gado's 171-yard outing vs. Detroit on Dec. 11, 2005... **At Detroit (Jan. 1):** Helped the offense post 448 yards and 28 first downs as the Packers registered their fourth straight 30-point game, tied for the second-longest single-season streak in team history, and their fourth consecutive zero-giveaway game, tying the franchise record... **Vs. N.Y. Giants (NFC Wild Card, Jan. 8):** Part of a line that helped protect Rodgers as he completed 25 of 40 passes for 362 yards and four TDs with no INTs for a 125.2 rating. Part of an offense that did not turn the ball over for the fifth straight game, the longest streak in team annals (including playoffs)... **At Dallas (NFC Divisional, Jan. 15):** Started and played 64 of 67 snaps, missing one series in the second quarter due to a knee injury. Protected Rodgers as he became just the second QB in NFL history (Drew Brees, 2011) to throw for 350-plus yards in back-to-back games in a single postseason with 355 yards and two TDs on 28-of-43 passing. It marked the sixth straight game with 30-plus points, the longest streak by the Packers (including playoffs) since a seven-game streak in 1963.

2015: Started all 14 games he played in at LT and also opened one playoff contest... Was sidelined for two regular-season games (Weeks 16-17) and one postseason contest (NFC Wild Card, at Washington) due to an ankle injury... Part of a line that helped the Packers rank tied for No. 4 in the NFL in giveaways (17) and No. 12 in rushing (115.6 ypg)... Helped block for RBs Eddie Lacy (758) and James Starks (601) as they became the first Green Bay duo since 1985 to both rush for 600-plus yards in the same season... **Vs. Dallas (Dec. 13):** Helped the Packers post season highs for rushing yards (230), first downs (29) and time of possession (37:48). The 230 rushing yards on a season-high 44 attempts (5.2 avg.) were the most by Green Bay in a game since Nov. 29, 2004, vs. St. Louis (231 yards on 28 carries). Helped block for a pair of 70-yard rushers in Lacy (season-high 124 yards and a TD on 24 carries) and RB James Starks (71 yards and a TD on 11 attempts)... **At Oakland (Dec. 20):** Played 67 of 76 snaps, departing the game with just over five minutes remaining due to an ankle injury that would sideline him for the final two regular-season games and the first playoff contest, the first games he had missed in his career... **At Arizona (NFC Divisional, Jan. 16):** Started at LT and was part of a line that allowed just one sack of Rodgers on the evening.

2014: Started all 16 games and both playoff contests at LT and was named a Pro Bowl alternate... Part of an offense that ranked No. 1 in the league in scoring (30.4), No. 6 in total offense (386.1 ypg) and tied for No. 1 in fewest giveaways (13)... Part of a line that allowed only nine sacks over the final eight regular-season games, the second-fewest allowed over that span behind only Denver (eight)... Helped the Packers finish tied for No. 9 in the NFL in total sacks allowed with 30 on the season, the fewest given up by Green Bay since 2007 (19)... Part of an offense that posted 356 first downs, the most in team history to that point... Protected Rodgers on his way to earning NFL Most Valuable Player honors from AP as he ranked No. 1 in the league in TD/INT ratio (7.60, 38/5), No. 2 in passer rating (112.2) and yards per attempt (8.43) and No. 3 in TD passes (38)... Blocked for Lacy as he ranked No. 7 in the NFL with 1,139 rushing yards on the season... **Vs. Minnesota (Oct. 2):** Helped the offense rack up 42 points and 156 rushing yards, including Lacy's 105 yards and two TDs on just 13 attempts, an 8.1-yard average that was a career high (min. 10 attempts)... **Vs. Carolina (Oct. 19):** Blocked for Rodgers as he completed 19 of 22 passes for 255 yards and three TDs, a career-high completion percentage of 86.4 and a passer rating of 154.5 that was the third best of his career... **At New Orleans (Oct. 26):** Helped protect Rodgers on his way to 418 yards on 28-of-39 passing and helped Lacy (123) and Cobb (126) become the first Green Bay RB/WR duo to both post 100 yards receiving in the same game since RB Eddie Lee Ivey (128) and WR Aundra Thompson (102) did so at Tampa Bay on Oct. 12, 1980... **Vs. Chicago (Nov. 9):** Helped the offense rack up 55 points, tied for the third most in a game in team annals, and 451 total yards. Part of a line that didn't allow a sack and helped Rodgers throw for six TDs, which tied the single-game franchise record, with all of them coming in the first half as he tied Raiders QB Daryle Lamonica (1969) for the most in a half in NFL history... **Vs. Atlanta (Dec. 8):** Part of an offense that registered season highs for total yards (502), rushing yards (179) and first downs (28)... **Vs. Dallas (NFC Divisional, Jan. 11):** Blocked for Rodgers (316) and Lacy (101) as the Packers had both a 300-yard passer and a 100-yard rusher in a playoff game for the first time in team history.

2013: Started all 16 games at LT, becoming the first rookie to do so for Green Bay since the league went to a 16-game schedule in 1978... Became the first Packers rookie since Koncar (14 games in 1976) to start every regular-season game at LT... Was competing for the starting RT job early in training camp but made the switch to the starting LT position when veteran Bryan Bulaga was lost to a season-ending knee injury that he sustained during the annual Family Night scrimmage on Aug. 3... Was part of an offense that ranked No. 3 in the NFL with 6,404 yards of offense, the second most in franchise history, despite having four different starting QBs on the season with Rodgers sidelined for seven games due to a fractured collarbone... Helped Green Bay finish in the top 10 in both rushing (No. 7) and passing (No. 6) for the first time since 2004... Blocked for Lacy as he rushed for 1,178 yards, the most by a rookie in team history, as Lacy was selected to the Pro Bowl and was named NFL Offensive Rookie of the Year by AP... **At San Francisco (Sept. 8):** Became the first rookie to start at LT for the Packers in a season opener since Ruettgers in 1985 and just the fourth to do so for Green Bay since the 1970 merger... **Vs. Washington (Sept. 15):** Helped the offense amass 580 total yards, the second-highest single-game total in team history. Protected Rodgers as he tied a franchise record with 480 passing yards, along with four TDs, on 34-of-42 passing. Also helped clear lanes for Starks to rush for 132 yards on 20 carries (6.6 avg.), making Rodgers and Starks the first pair of teammates in NFL history to surpass the 450-yard passing and 125-yard rushing marks in the same game... **At Minnesota (Oct. 27):** Helped the offense rack up 464 total yards with no punts and no turn-

overs...**Vs. Chicago (Nov. 4):** Helped clear the way for a rushing attack that generated 199 yards and two TDs on 29 carries (6.9 avg.), highlighted by Lacy's career-high 150 yards on 22 attempts (6.8 avg.)...**At N.Y. Giants (Nov. 17):** Was part of a line that did not allow a sack of QB Scott Tolzien as he threw for 339 yards, the most by a QB in his first start in franchise history...**At Dallas (Dec. 15):** Part of a blocking unit that cleared the way for a second-half comeback highlighted by five straight TD drives that helped erase a 26-3 deficit in the 37-36 win, matching the biggest comeback in team history. Protected QB Matt Flynn as he completed 26 of 39 attempts for 299 yards and four TDs, with all four of the TD passes coming in the second half, a franchise record...**2013 Draft:** Drafted by Green Bay with the first of three fourth-round selections (No. 109 overall). The choice was obtained in a draft-day trade with the Miami Dolphins, along with a fifth-round pick (No. 146 overall) and a seventh-round selection (No. 224 overall), in exchange for a third-round choice (No. 93 overall). Became the first Colorado offensive lineman to be drafted by the Packers since Gerten in 1991 (sixth round, No. 164 overall).

COLLEGE: Played in 34 games with 33 starts during his three seasons at Colorado...Was the starter at LT as a sophomore and junior after starting at RT as a redshirt freshman...Earned second-team All-Pacific-12 honors from the conference's coaches each of his last two seasons...Majored in communication...**Junior season (2012):** Started 11 games at LT and was named second-team All-Pac-12 by the conference's coaches...Also earned second-team all-conference recognition from *Phil Steele's College Football*...Was the co-recipient of the John Mack Award as the team's most outstanding offensive player...Named to the watch lists for both the Outland Trophy and the Lombardi Award...Graded out as the team's top lineman at 89.8 percent, with 655 "plus" plays out of 729 total...Finished second on the team with 41 "will-breaker" blocks...Allowed just 2½ sacks and only one pressure on the season...Graded out at 80 percent or above in all 11 games he appeared...Posted a season-best 92.5 percent grade as the offense racked up a season-high 531 total yards at Washington State (Sept. 22)...**Sophomore season (2011):** Opened 11 games at LT and earned second-team All-Pac-12 recognition from the conference's coaches and *Phil Steele's College Football*...Was named a second-team Sophomore All-American by CollegeFootballNews.com...Graded out to 84.4 percent on the season (532 plus plays out of 630 total snaps), the second highest on the CU line...Graded out to 80 percent or better in nine of his

11 games...Allowed just two sacks and three pressures on the season...Sustained a severe knee sprain in the season opener at Hawaii (Sept. 3), which sidelined him for the next two games (vs. California, vs. Colorado State)...In his first game back from the knee injury, posted a season-high grade of 90.4 percent at Ohio State (Sept. 24)...Helped the offense rack up 500 yards of total offense vs. Arizona (Nov. 12), including a season-high 273 rushing yards on 45 carries (6.1 avg.)...**Redshirt freshman season (2010):** Appeared in all 12 games with 11 starts at RT...Was an honorable mention All-Big 12 selection by AP...Earned honorable mention Freshman All-America honors from CollegeFootballNews.com...Played the third-most snaps on offense (796), trailing only fellow offensive linemen Nate Solder and Ryan Miller...Graded out at 89.8 percent for the season (715 plus plays), second best on the line behind only Solder (94.3)...Graded out to 80 percent or better in all 12 contests and 90 percent or better in seven games...Allowed just one sack and seven pressures...Helped the Buffaloes record 452 yards of total offense, including 252 rushing yards on 52 carries (4.8 avg.) vs. Hawai'i (Sept. 18)...Posted a career-high grade of 94.7 percent (71 plus plays on 75 snaps) and helped the offense rack up 476 total yards vs. Kansas State (Nov. 20), including 251 rushing yards on 44 carries (5.7 avg.)...Earned second-team Academic All-Big 12 honors.

PERSONAL: Given name David Afrasiab Assad Bakhtiari...Last name is pronounced bock-tee-R-ee...Born in San Mateo, Calif. ...Married, wife's name is Frankie...Oldest brother, Eric, played linebacker for the Tennessee Titans (2009) and San Francisco 49ers (2012)...Another older brother, Andrew, played defensive end at the University of San Diego...Appeared in the movie *Pitch Perfect 2* in 2015 with four of his teammates...**High school:** Earned All-Western Catholic Athletic League, All-San Mateo County and all-metro honors as a senior at Junipero Serra High School in San Mateo, Calif. ...His senior season marked his first year as a starter in football at any level...Helped his team win the WCAL championship and advance to the state semifinals...Was honored by the Bay Area News Group as a member of the 2008 Cream of the Crop team among seniors, ranking No. 8 out of the 25 players from northern California selected on college potential from a survey of college coaches...Also lettered in lacrosse as a sophomore and as a junior, winning the Lock Down Award as the team's top hitter...**Community involvement:** Supports the Fund A Dream scholarship at his high school...Signed autographs at the Jerry Parins Cruise for Cancer in exchange for donations.

NFL debut/first start: at San Francisco, 9/8/13

CAREER TRANSACTIONS

- 2013 Selected by Green Bay Packers as first of three choices in the fourth round (129th overall) of '13 NFL Draft, April 27...Signed first contract, May 10.
- 2016 Signed contract extension, Sept. 13.
- 2020 Signed contract extension, Nov. 14.

DAVID BAKHTIARI'S NFL REGULAR-SEASON STATISTICS

DATE	TEAM	GP	GS
2013	Packers	16	16
2014	Packers	16	16
2015	Packers	14	14
2016	Packers	16	16
2017	Packers	12	12
2018	Packers	16	16
2019	Packers	16	16
2020	Packers	12	12
NFL TOTALS		118	118

DAVID BAKHTIARI'S NFL POSTSEASON STATISTICS

DATE	TEAM	GP	GS
2013	Packers	1	1
2014	Packers	2	2
2015	Packers	1	1
2016	Packers	3	3
2019	Packers	2	2
NFL TOTALS		9	9

KRYS BARNES 51

VETERANS

Ht: 6-2 Wt: 229 Born: April 2, 1998

NFL Games Played/Started: 13/10

Acquired: FA-20

Linebacker // UCLA

Second NFL Season // Second Packers Season



PRO HIGHLIGHTS:

- ▶ Played in 13 games with 10 starts as a rookie, leading NFL undrafted rookies with 78 tackles (47 solo) and five tackles for a loss. Also started both of the team's playoff games, leading the Packers with 13 tackles (eight solo).
- ▶ Became just the third undrafted player since 2000 to record 75-plus tackles as a rookie (Paul Worrlow and Joplo Bartu, 2013).
- ▶ Averaged six tackles per game, ranking No. 3 among NFL undrafted rookies since 2000 (min. 40 tackles).
- ▶ Was the first undrafted rookie LB to start a Week 1 contest for the Packers since the 1970 NFL/AFL merger, doing so at Minnesota (Sept. 13, 2020).
- ▶ Signed by the Packers as an undrafted rookie free agent out of UCLA on April 30, 2020.

2020 SEASON: Appeared in 13 games with 10 starts and led all NFL undrafted rookies with 78 tackles (47 solo) and five tackles for a loss (league stats)...Was the only undrafted rookie defender in the NFL with 10-plus starts in 2020...Ranked No. 6 among all NFL rookies in tackles... Also finished the season No. 2 on the team in tackles and added two tackles on special teams...Was placed on the reserve/COVID-19 list on Nov. 6...Activated from reserve/COVID-19 list on Dec. 2...Started both postseason games, leading the team with 13 tackles (eight solo) and recording one pass defended despite playing through a broken thumb...**At Minnesota (Sept. 13):** Started and appeared on 15 snaps on defense and eight snaps on special teams, becoming the first undrafted rookie LB to start a Week 1 contest for the Packers since the 1970 NFL/AFL merger. Finished the game with six tackles (four solo) and two tackles for a loss while also notching a special teams tackle. Midway through the third quarter, corralled RB Dalvin Cook for a 2-yard loss on a screen pass...**At New Orleans (Sept. 27):** Started and finished with eight tackles (three solo) and a special teams tackle...**At Tampa Bay (Oct. 18):** Started and led the team with 10 tackles (seven solo) on 57 defensive snaps...**At Houston (Oct. 25):** Started and posted a team-high eight tackles (four solo), a sack, a tackle for a loss and a quarterback hit before exiting the game with a shoulder injury sustained on the first play of the second half. Late in the second quarter, tracked down a scrambling QB Deshaun Watson for a 5-yard sack, the first of his NFL career, to force a third-and-long...**Vs. Carolina (Dec. 19):** Started and recorded six tackles (all solo), one tackle for a loss and the first forced fumble of his career. Midway through the second quarter, met QB Teddy Bridgewater as he tried to go over the top of the line on first-and-goal from the 1-yard line, forcing a fumble that was picked up and returned to the CAR 48 by CB Kevin King...**At Chicago (Jan. 3):** Started and led the team with a career-high 14 tackles (eight solo) and a tackle for a loss while playing 59 defensive snaps...**Vs. L.A. Rams (NFC Divisional, Jan. 16):** Started and played 48 of 53 defensive snaps in his NFL playoff debut, leading the team with 10 tackles (seven solo) and recording a pass defended despite wearing a club cast in the second half due to a hand

AT A GLANCE ...



- Played in 13 games with 10 starts as a rookie in 2020, leading NFL undrafted rookies with 78 tackles (47 solo) and five tackles for a loss. Also started both of the team's playoff games, leading the Packers with 13 tackles (eight solo).
- Became just the third undrafted player since 2000 to record 75-plus tackles as a rookie (Paul Worrlow and Joplo Bartu, 2013).
- Played in 43 games with 31 starts in his four seasons at UCLA, recording 212 tackles (139 solo), 21 tackles for a loss, five sacks, a forced fumble, two interceptions and 15 passes defended.
- Was presented the Kenneth S. Washington Most Outstanding Senior Award at UCLA's team banquet following the 2019 season.
- Attended Liberty High School in Bakersfield, Calif., where he was a teammate of Packers QB Jordan Love. As a senior, was selected to the PrepStar Dream Team and was named to the Tacoma News-Tribune's Western 100.

injury sustained in the second quarter...**2020 NFL Draft:** Signed with the Packers as an undrafted rookie free agent on April 30.

COLLEGE: Played in 43 games with 31 starts in his four seasons with the Bruins, recording 212 tackles (139 solo), 21 tackles for a loss, five sacks, a forced fumble, two INTs and 15 passes defended...Earned his degree in sociology...**Senior season (2019):** Started all 11 games he played and recorded 74 tackles (49 solo), 10 tackles for a loss (matched his career high), a career-best four sacks, a forced fumble, an INT and a career-high eight passes defended...Was tied for the team lead in tackles for a loss and paced the Bruins in passes defended...Ranked No. 10 in the Pacific-12 in sacks per game (0.91 avg.)...Earned third-team All-Pac-12 honors from *Phil Steele's College Football* and honorable mention from the league's coaches...Was presented the Kenneth S. Washington Most Outstanding Senior Award at the team banquet...Posted a season-high 11 tackles (all solo), three tackles for a loss (matched career high) and a sack vs. San Diego State (Sept. 7)...Registered 10 tackles (five solo) and a forced fumble at Washington State (Sept. 21)...Recorded seven tackles (four solo), a career-high 1½ sacks on an INT vs. Colorado (Nov. 2)...Posted nine tackles (four solo), a sack and a season-high two passes defended at USC (Nov. 23)...**Junior season (2018):** Started all 12 contests, ranking No. 2 on the team in tackles (85) and tackles for a loss (10)...Added a sack, an INT, seven passes defended and a QB hit...Recorded nine tackles (seven solo) and two passes defended in the opener vs. Cincinnati (Sept. 1)...Posted nine tackles (seven solo), a career-high three tackles for a loss, a sack, a QB hit and a pass defended vs. Washington (Oct. 6)...Registered his first career INT and added eight tackles (five solo) with 2½ tackles for a loss at California (Oct. 13)...Recorded a season-best 11 tackles (eight solo) and a tackle for a loss at Arizona State (Nov. 10)...Matched his season high with 11 tackles (six solo), including a tackle for a loss, and two passes defended vs. USC (Nov. 17)...**Sophomore season (2017):** Played in 10 games with eight starts, finishing with 50 tackles (35 solo) and a tackle for a loss...Was tied for No. 5 on the team in tackles...Posted a career-high

COMMUNITY

ADMIN. & COACHES

BARNES

DRAFT & FREE AGENTS

2020 REVIEW

RECORDS & HISTORY

LAIBENAU FIELD

MISC.

12 tackles (seven solo) and a tackle for a loss vs. Hawaii (Sept. 9)...Led the team and matched his career best with 12 tackles (11 solo) vs. Arizona State (Nov. 11)...**Freshman season (2016):** Played in 10 games, seeing time primarily on special teams...Registered three tackles (two solo) on defense...Posted an assisted tackle vs. UNLV (Sept. 10)...Recorded solo tackles vs. Oregon State (Nov. 12) and at California (Nov. 26).

PERSONAL: Given name Krystopher Nathaniel Barnes...Born in Bakersfield, Calif.**High school:** Post-

ed 78 tackles and six tackles for a loss as a senior in 2015 at Liberty High School in Bakersfield, Calif., where he was a teammate of Packers QB Jordan Love...Was named to the *PrepStar* Dream Team and was selected to the *Tacoma News-Tribune's* Western 100...Listed as the No. 9 inside linebacker in the country by ESPN and the No. 7 ILB in the nation by Scout.com...Registered 130 tackles as a junior in 2014...**Community involvement:** Visited hospitals and helped raise awareness for a bone-marrow drive while he was in college.

NFL debut/first start: at Minnesota, 9/13/20
First NFL sack: at Houston, 10/25/20 (D.Watson)

CAREER TRANSACTIONS

- 2020 Signed by Green Bay Packers as undrafted free agent, April 30...Signed by Packers to practice squad, Sept. 6...Signed from practice squad to active roster, Sept. 12...Placed on reserve/COVID-19 list, Nov. 6...Activated from reserve/COVID-19 list, Dec. 2.

KRY'S BARNES' NFL REGULAR-SEASON DEFENSIVE STATISTICS																									
YEAR	TEAM	GP	GS	TACKLES					INTERCEPTIONS					O. FUMB			ST		MISC						
				TK	S	A	TFL	YDS	SK	YDS	QBH	NO	YDS	LG	TD	PD	FF	FR	YDS	TK	S	A	FF	FR	S
2020	Packers	13	10	78	47	31	5	15	1.0	5.0	1	0	0	0	0	0	1	0	0	2	2	0	0	0	0
NFL TOTALS		13	10	78	47	31	5	15	1.0	5.0	1	0	0	0	0	1	0	0	2	2	0	0	0	0	

KRY'S BARNES' NFL POSTSEASON DEFENSIVE STATISTICS																									
YEAR	TEAM	GP	GS	TACKLES					INTERCEPTIONS					O. FUMB			ST		MISC						
				TK	S	A	TFL	YDS	SK	YDS	QBH	NO	YDS	LG	TD	PD	FF	FR	YDS	TK	S	A	FF	FR	S
2020	Packers	2	2	13	8	5	0	0	0.0	0.0	0	0	0	0	1	0	0	0	0	0	0	0	0	0	0
NFL TOTALS		2	2	13	8	5	0	0	0.0	0.0	0	0	0	0	1	0	0	0	0	0	0	0	0	0	

SINGLE-GAME HIGHS: DEFENSIVE

Total Tackles 14 at Chicago Bears, Jan 03, 2021
 10 at Tampa Bay Buccaneers, Oct 18, 2020
Sacks 1.0 at Houston Texans, Oct 25, 2020
Forced Fumbles 1 vs. Carolina Panthers, Dec 19, 2020

Tackles For Loss 2 at Minnesota Vikings, Sep 13, 2020
 1 at Chicago Bears, Jan 03, 2021
 ...2 more at 1.
Special Teams Tackles 1 at New Orleans Saints, Sep 27, 2020
 1 at Minnesota Vikings, Sep 13, 2020

2020 GXG REGULAR SEASON (PACKERS)

DATE	OPPONENT	P/S	TK	S	A	SK	YDS	INT	PD	FF	FR
09/13	at Vikings	S	6	4	2	0.0	0.0	0	0	0	0
09/20	Lions	P	3	1	2	0.0	0.0	0	0	0	0
09/27	at Saints	S	8	3	5	0.0	0.0	0	0	0	0
10/05	Falcons	S	6	4	2	0.0	0.0	0	0	0	0
10/18	at Buccaneers	S	10	7	3	0.0	0.0	0	0	0	0
10/25	at Texans	S	8	4	4	1.0	5.0	0	0	0	0
11/01	Vikings	S	4	1	3	0.0	0.0	0	0	0	0
11/05	at 49ers	S	3	1	2	0.0	0.0	0	0	0	0
11/15	Jaguars		RESERVE/COVID-19								
11/22	at Colts		RESERVE/COVID-19								
11/29	Bears		RESERVE/COVID-19								
12/06	Eagles	P	0	0	0	0.0	0.0	0	0	0	0
12/13	at Lions	P	3	3	0	0.0	0.0	0	0	0	0
12/19	Panthers	S	6	6	0	0.0	0.0	0	1	0	0
12/27	Titans	S	7	5	2	0.0	0.0	0	0	0	0
01/03	at Bears	S	14	8	6	0.0	0.0	0	0	0	0
2020 TOTALS		13-10	78	47	31	1.0	5.0	0	0	1	0

2020 GXG POSTSEASON (PACKERS)

01/16	Rams	S	10	7	3	0.0	0.0	0	1	0	0
01/24	Buccaneers	S	3	1	2	0.0	0.0	0	0	0	0
2020 TOTALS		2-2	13	8	5	0.0	0.0	0	1	0	0

ALL-TIME TEAM, 1946		ALL-TIME TEAM, 1957	
Don Hutson	End	Arnie Herber	Quarterback
Cal Hubbard	Tackle	Johnny Blood	Halfback
Mike Michalske	Guard	Tony Canadeo	Halfback
Charley Brock	Center	Clarke Hinkle	Fullback
Buckets Goldenberg	Guard		
Cub Buck	Tackle		
Lavvie Dilweg	End		

BLAKE BORTLES 9

VETERANS

Ht: 6-5 Wt: 236 Born: April 28, 1992

NFL Games Played/Started: 78/73

Acquired: FA-21

Quarterback // Central Florida

Seventh NFL Season // First Packers Season



PRO HIGHLIGHTS:

- Signed with the Packers as a free agent on May 24, 2021.
- Is one of only four quarterbacks in league history (Jeff Garcia, Cam Newton, Russell Wilson) to post 15,000-plus passing yards and 1,500-plus rushing yards in their first five NFL seasons.
- Is one of only two QBs in NFL history (Eagles QB Randall Cunningham, 1986-90) to post five consecutive seasons (2014-18) with 50-plus rushing attempts and an average of 5.5-plus yards per carry.
- Played five seasons with the Jacksonville Jaguars (2014-18) and ranks No. 2 in team history in passing yards (17,646), passing attempts (2,632), completions (1,561) and passing TDs (103).
- Posted three straight seasons (2015-17) with 3,500-plus passing yards, 20-plus passing TDs and 300-plus rushing yards, one of only two QBs in league history to accomplish that feat (Deshaun Watson, 2018-20).
- Threw four-plus TD passes in five games during his time with Jacksonville, the most in team annals with no other QB posting more than one game with four-plus TD passes.
- Posted 3,905 yards and 23 TDs on 368-of-625 passing (58.9 pct.) in 2016, setting single-season team marks for completions and passing attempts.
- Set single-season franchise records in 2015 for passing yards (4,428) and passing TDs (35), tying for No. 2 in the league in TD passes behind only Tom Brady (36).
- Joined Dolphins QB Dan Marino (1984) as the only QBs in NFL history to throw for 4,400-plus yards and 35-plus TDs in their first or second season in the league.
- Completed a team-record 39 passes of 25-plus yards in 2015, tied with QB Aaron Rodgers for No. 1 in the NFL that season.
- Was selected by the Jaguars in the first round (No. 3 overall) of the 2014 NFL Draft, the highest-drafted player in Central Florida history.

2020 SEASON: Was a gameday inactive for the Broncos for two games (Weeks 3-4)...Was released by Denver on Oct. 17 and then was signed to the team's practice squad on Oct. 19...Was signed to the Rams' active roster on Dec. 29, and served as the backup QB vs. Arizona (Jan. 3) and in the NFC Divisional Playoff at Green Bay (Jan. 16).

2019: Served as the No. 2 QB for the Rams, appearing in three games and completing 1 of 2 passing attempts for 3 yards...Dressed, but did not play in the other 13 contests.

2018: Appeared in 13 games with 12 starts in his final season with the Jaguars, completing 243 of 403 passes (60.3 pct.) for 2,718 yards and 13 TDs with 11 INTs for a 79.8 passer rating...Set a single-season franchise record with three games with 375-plus passing yards, which was tied for No. 3 in the NFL on the season...Rushed for 365 yards and a TD on 58 carries (6.3 avg.)...Was selected as an offensive captain for the season by his teammates...**Vs. New England (Sept. 16):** Threw for 376 yards and four TDs with one INT on 29-of-45 passing (111.0 rating), the most passing yards in a victory in franchise history...**Vs. N.Y. Jets (Sept. 30):** Connected on 29 of 38 passes for 388 yards and two TDs with one INT for

AT A GLANCE ...



- Is one of only four quarterbacks in league history (Jeff Garcia, Cam Newton, Russell Wilson) to post 15,000-plus passing yards and 1,500-plus rushing yards in their first five NFL seasons.
- Played five seasons with the Jacksonville Jaguars (2014-18) and ranks No. 2 in franchise history in passing yards (17,646), passing attempts (2,632), completions (1,561) and passing TDs (103).
- Posted three straight seasons (2015-17) with 3,500-plus passing yards, 20-plus passing TDs and 300-plus rushing yards, one of only two QBs in league history to accomplish that feat (Deshaun Watson, 2018-20).
- Set single-season franchise records in 2015 for passing yards (4,428) and passing TDs (35), tying for No. 2 in the league in TD passes behind only Tom Brady (36).
- Joined Dolphins QB Dan Marino (1984) as the only QBs in NFL history to throw for 4,400-plus yards and 35-plus TDs in their first or second season in the league.
- Is one of only two QBs in NFL history (Eagles QB Randall Cunningham, 1986-90) to post five consecutive seasons (2014-18) with 50-plus rushing attempts and an average of 5.5-plus yards per carry.
- Was selected by the Jaguars in the first round (No. 3 overall) of the 2014 NFL Draft, the highest-drafted player in Central Florida history.
- Was named the American Athletic Conference Offensive Player of the Year as a junior at UCF in 2013 after completing 259 of 382 passes (67.8 pct.) for a career-high 3,581 yards and 25 TDs (tied career high) with nine INTs as he led the Golden Knights to a 12-1 mark and a Fiesta Bowl win.

a season-high 114.8 passer rating. Passed QB David Garrard (16,003 yards, 1,406 completions) to move into No. 2 in franchise history in both categories...**At Kansas City (Oct. 7):** Posted a career-high 430 passing yards and a TD on 33-of-61 passing, adding a 21-yard TD run as he became the only player in team history to register 400-plus passing yards, a passing TD and a rushing TD in a single game.

2017: Started all 16 games for the third straight season, connecting on 315 of 523 passes (60.2 pct.) for 3,687 yards and 21 TDs with 13 INTs (84.7 rating)...Posted his third straight season with 3,500-plus passing yards and 20-plus passing TDs as he extended the longest streak in team history...Added 322 rushing yards and two TDs on 57 carries (5.6 avg.)...Helped lead the Jaguars to the AFC title game, starting all three post-season contests and completing 49 of 85 passes (57.6 pct.) for three TDs with no INTs (91.0 rating)...**Vs. Baltimore (Sept. 24):** Threw for 244 yards and four TDs with no INTs on 20-of-31 passing for a 128.2 rating...**At Indianapolis (Oct. 22):** Posted a 124.7 passer rating (18 of 26, 330 yards, one TD), including a career-high 282 passing yards in the first half...**Vs. Houston (Dec. 17):** Connected on 21 of 29 passes for 326 yards and three TDs with no INTs for a career-high 143.8 passer rating, the only QB in franchise history to post 300-plus passing yards, three-plus TD passes, zero INTs and a 140-plus passer rating in a game...**At New England (AFC Championship, Jan. 21):** Threw for 293 yards and a TD with no INTs on 23-of-36 passing (98.5 rating), setting a single-game franchise playoff record for passing yards.

2016: Started all 16 games and threw for 3,905 yards and 23 TDs with 16 INTs on 368-of-625 passing (58.9 pct.)... Set single-season team marks for completions and passing

COMMUNITY

ADMIN. & COACHES

BORTLES

DRAFT & FREE AGENTS

2020 REVIEW

RECORDS & HISTORY

LAUREAU FIELD

MISC.

attempts and became the first QB in team history to register back-to-back seasons with 3,500-plus passing yards and 20-plus TD passes...Added 359 rushing yards and three TDs on 58 carries (6.2 avg.) and a 20-yard TD reception, becoming just the second player in NFL history to that point (Cowboys QB Danny White, 1983) to post 20-plus TD passes, multiple rushing TDs and a TD reception in a single season...Joined Rodgers (2009-10) as the only QBs in NFL history to register back-to-back seasons with 3,900-plus passing yards, 20-plus passing TDs and 300-plus rushing yards...**Vs. Tennessee (Oct. 27):** Completed a career-high 33 passes on 51 attempts for a season-best 337 yards and three TDs with no INTs (97.5 rating)...**At Tennessee (Dec. 24):** Connected on 26 of 38 passes for 325 yards and a TD for a season-high 103.5 passer rating. Also had a receiving TD on a throwback pass from WR Marquise Lee, becoming the first player in NFL history to register 300-plus passing yards and a receiving TD in a single game.

2015: Started all 16 contests, completing 355 of 606 passes (58.6 pct.) for 4,428 yards and 35 TDs with 18 INTs (88.2 rating)...Set single-season franchise marks for passing yards and passing TDs, finishing tied for No. 2 in the league in TD passes behind only Brady (36)...Joined Marino (1984) as the only QBs in NFL history to throw for 4,400-plus yards and 35-plus TDs in their first or second season...Joined Marino (48 in 1984) and Lions QB Matthew Stafford (41 in 2011) as the only QBs in NFL history to throw 35-plus TD passes at age 23 or younger...Completed a franchise-record 39 passes of 25-plus yards, tied with Rodgers for the league lead...Threw a TD pass in 15 straight games (Weeks 1-7, 9-16), the longest streak in team annals...Added 310 yards rushing and two TDs on 52 carries (6.0 avg.), becoming just the third QB in NFL history to that point to register 4,000-plus passing yards, 35-plus TDs and 300-plus rushing yards in a season (Steve Young, 1998; Daunte Culpepper, 2004) and remains the youngest QB in league history to accomplish that feat...Posted a league-best 72 completions of 20-plus yards, the most in a season in team history...Tied a single-season franchise mark (Mark Brunell, 1996) with six 300-yard passing games...**At Tampa Bay (Oct. 11):** Threw for 303 yards and four TDs with one INT on 23-of-33 passing for a 125.4 rating...**At N.Y. Jets (Nov. 8):** Posted a season-high 381 yards passing and two TDs with two INTs on 24-of-40 passing...**At Tennessee (Dec. 6):** Recorded a season-high 134.5 passer rating as he completed 24 of 36 passes for 322 yards and a career-best five TDs with no INTs. Set a single-game franchise record with the five TD passes and remains the only QB in team history to throw for 300-plus yards and five-plus TD passes with no INTs in a game.

2014: Appeared in 14 games with 12 starts, completing 280 of 475 passes (58.9 pct.) for 2,908 yards and 11 TDs with 17 INTs (69.5 rating)...Set franchise single-season rookie records for passing yards, completions and TD passes...Rushed for 419 yards on 56 carries, the second-most rushing yards by a QB in a single season in team history, and led all NFL quarterbacks with an average of 7.48 yards per carry...**Vs. Indianapolis (Sept. 21):** Made his NFL debut after he was inserted into the game to start the second half. Completed 14 of 24 passes for 223 yards and two TDs with two INTs. Posted his first career TD pass in the NFL when he found WR Allen Hurns for a 63-yard TD in the fourth quarter...**At San Diego (Sept. 28):** Made his first career start, connecting on 29 of 37 passes for 254 yards and one TD with two INTs (81.7 rating). Completed 78.4 percent of his passes, the highest in NFL history by a rookie QB in his first career start (min. 30 att.)...**At Tennessee (Oct. 12):** Threw for 336 yards and a TD on 32-of-46 passing, tying QB Byron Leftwich for the most passing yards in a game by a rookie in team history to that point. Set franchise single-game rookie marks for passing attempts and completions...**2014 Draft:** Was selected by the Jaguars in the first round (No. 3 overall), the highest-drafted player in Central Florida history and only the second QB to be drafted in school history (Culpepper, 1999).

COLLEGE: Played in 37 games with 30 starts in three seasons at UCF, connecting on 585 of 891 passes (65.7 pct.) for 7,598 yards and 56 TDs with 19 INTs...Finished his career ranked No. 4 in school history in passing yards and passing TDs...Added 15 rushing TDs and 561 yards on 195 carries (2.9 avg.)...Became only the second player in school history to produce multiple 3,000-yard passing seasons and became only the fourth to amass 8,000 yards of total offense (8,159)...Majored in interpersonal/organizational communication...

Junior season (2013): Started all 13 games, leading the Golden Knights to a 12-1 mark and a Fiesta Bowl win...Was named the American Athletic Conference Offensive Player of the Year after completing 259 of 382 passes (67.8 pct.) for a career-high 3,581 yards and 25 TDs (tied career high) with nine INTs...Also was named the AAC Player of the Year by *Sporting News* and earned second-team All-America honors from *The NFL Draft Report*...Ranked No. 7 in the nation in yards per attempt (9.37 avg.) and in total offense (3,583 yards)...Posted five 300-yard passing games and rushed for 272 yards and six TDs on 87 carries (3.1 avg.)...Set a school record with a streak of 232 straight passing attempts without an INT...Completed 18 of 24 passes for 314 yards and three TDs with no INTs vs. Akron (Aug. 29), highlighted by a 91-yard TD pass that was the longest completion in school history...Threw for a career-high 404 yards and four TDs with no INTs on 27-of-38 passing at Temple (Nov. 16)...Threw for 301 yards and three TDs on 20-of-31 passing in a win over Baylor in the Fiesta Bowl (Jan. 1) on his way to earning game MVP honors...**Sophomore season (2012):** Started all 14 games, completing 251 of 399 passes (62.9 pct.) for 3,059 yards and a career-best 25 TDs with seven INTs...Became only the fifth player in school history to that point to throw for 3,000-plus yards in a season...Earned first-team All-Conference USA honors, the first UCF passer to earn all-conference recognition since 2002...Became the first QB in school history to throw multiple TD passes in 10 games during the regular season...Led the conference in yards per attempt (7.67 avg.)...Rushed for 285 yards and eight TDs on 87 carries (3.3 avg.) as he ranked No. 2 in the conference with 3,344 yards of total offense...Earned MVP honors in the win over Ball State in the Beef O'Brady's Bowl (Dec. 21), completing 22 of 33 passes for 272 yards and three TDs with no INTs while adding 80 rushing yards and a TD on nine carries (8.9 avg.)...**Redshirt freshman season (2011):** Appeared in 10 games as a reserve QB, earning Conference USA All-Freshman recognition after connecting on 75 of 110 passes (68.2 pct.) for 958 yards and six TDs with three INTs...Threw for 144 yards on 8-of-10 passing in his collegiate debut vs. Charleston Southern (Sept. 3)...Posted a season-high 248 yards and two TDs on 24-of-34 passing at Southern Mississippi (Nov. 12).

PERSONAL: Given name Robby Blake Bortles...Born in Orlando, Fla. ...His brother, Colby, was drafted by the Detroit Tigers in the 22nd round of the 2017 MLB Draft and currently works as the director of operations for the baseball team at East Carolina University...**High school:** Attended Oviedo (Fla.) High School, where he finished his career by setting Seminole County records with 5,576 yards and 53 TD passes...Connected on 151 of 233 passes (64.8 pct.) for 2,211 yards and 27 TDs with seven INTs as a senior...Earned MVP honors at the Central Florida All-Star Game following his senior season...Threw for 2,400 yards and 24 TDs as a junior...Led his team to district titles as a sophomore and as a senior...**Community involvement:** Established the Blake Bortles Foundation in 2016, which gives back to the communities in Jacksonville and Oviedo by supporting children and adults with intellectual and developmental disabilities and also first responders...Hosted an annual free football camp in both Jacksonville and Oviedo for boys and girls ages 5-16 and hosted lunches for first responders in Jacksonville and Oviedo.

NFL debut: vs. Indianapolis, 9/21/14
First NFL start: at San Diego, 9/28/14
First passing TD: vs. Indianapolis, 9/21/14 (63 yds., A.Hurns)

First rushing TD: vs. Indianapolis, 12/13/15 (1 yd.)
First INT: vs. Indianapolis, 9/21/14 (V.Davis)

CAREER TRANSACTIONS

- 2014 Selected by Jacksonville Jaguars in the first round (3rd overall) of '14 NFL Draft, May 8...Signed first contract, June 18.
- 2018 Signed contract extension, Feb. 26.
- 2019 Released by Jaguars, March 13...Signed by Los Angeles Rams as free agent, March 19.
- 2020 Signed by Denver Broncos as free agent, Sept. 24...Released by Broncos, Oct. 17...Signed by Broncos to practice squad, Oct. 19...Placed on practice squad; injured/COVID-19, Nov. 30...Activated from practice squad; injured/COVID-19, Dec. 1...Signed to Rams' active roster from Broncos' practice squad, Dec. 29.
- 2021 Signed by Green Bay Packers as free agent, May 24.

BLAKE BORTLES' NFL REGULAR-SEASON PASSING/RUSHING STATISTICS

DATE	TEAM	GP	GS	PASSING										RUSHING					
				ATT.	CMP.	PCT.	YDS	AVG.	TD	INT.	LG	SK	LST	RATE	NO.	YDS.	AVG.	LG	TD
2014	Jaguars	14	13	475	280	58.9	2,908	6.1	11	17	63t	55	345	69.5	56	419	7.5	34	0
2015	Jaguars	16	16	606	355	58.6	4,428	7.3	35	18	90t	51	320	88.2	52	310	6.0	28	2
2016	Jaguars	16	16	625	368	58.9	3,905	6.2	23	16	51t	34	197	78.8	58	359	6.2	27	3
2017	Jaguars	16	16	523	315	60.2	3,687	7.0	21	13	75t	24	123	84.7	57	322	5.6	28	2
2018	Jaguars	13	12	403	243	60.3	2,718	6.7	13	11	80t	31	173	79.8	58	365	6.3	41	1
2019	Rams	3	0	2	1	50.0	3	1.5	0	0	3	0	0	56.3	2	-9	-4.5	1	0
TOTALS		78	73	2,634	1,562	59.3	17,649	6.7	103	75	90t	195	1,158	80.6	283	1,766	6.2	41	8

BLAKE BORTLES' NFL POSTSEASON PASSING/RUSHING STATISTICS

DATE	TEAM	GP	GS	PASSING										RUSHING					
				ATT.	CMP.	PCT.	YDS	AVG.	TD	INT.	LG	SK	LST	RATE	NO.	YDS.	AVG.	LG	TD
2017	Jaguars	3	3	85	49	57.6	594	7.0	3	0	45	5	32	91.0	17	121	7.1	20	0
TOTALS		3	3	85	49	57.6	594	7.0	3	0	45	5	32	91.0	17	121	7.1	20	0

SINGLE-GAME HIGHS: QUARTERBACK

Pass Attempts	61 at Kansas City Chiefs, Oct 07, 2018 54 at Tennessee Titans, Oct 27, 2016	Passer Rating	143.8 vs. Houston Texans, Dec 17, 2017 134.5 at Tennessee Titans, Dec 06, 2015
Pass Completions	33 at Kansas City Chiefs, Oct 07, 2018	Rush Attempts	8 vs. Philadelphia Eagles, Oct 28, 2018 8 at Buffalo Bills, Nov 27, 2016
Yards Passing	430 at Kansas City Chiefs, Oct 07, 2018 388 vs. New York Jets, Sep 30, 2018	Rushing Yards	81 at Buffalo Bills, Nov 27, 2016 68 vs. New York Giants, Nov 30, 2014
TD Passes	5 at Tennessee Titans, Dec 06, 2015 4 vs. New England Patriots, Sep 16, 2018 ...3 more at 4.	Longest Runs	41 at New York Giants, Sep 09, 2018 34 at Houston Texans, Dec 28, 2014
Long Passes	90t at New Orleans Saints, Dec 27, 2015 80t at Indianapolis Colts, Nov 11, 2018 ...1 more at 80.	Rushing TDs	2 at Arizona Cardinals, Nov 26, 2017 1 at Kansas City Chiefs, Oct 07, 2018 ...5 more at 1.
Completion Percentage	78.4 at San Diego Chargers, Sep 28, 2014 77.1 at New Orleans Saints, Dec 27, 2015		

2020 GXG REGULAR SEASON (RAMS/BRONCOS)

DATE	OPPONENT	P/S	PASSING										RUSHING						
			ATT	CMP	YDS	PCT	Y/A	Y/C	TD	INT	LG	SK/YD	RATE	ATT	YDS	LG	TD		
09/13	Cowboys																		
09/20	at Eagles																		
09/27	at Bills																		
10/01	at Jets																		
10/18	at Patriots																		
11/22	Dolphins																		
10/26	Bears																		
11/01	at Dolphins																		
11/08	at Falcons																		
11/15	at Raiders																		
11/29	Saints																		
12/06	at Chiefs																		
12/13	at Panthers																		
12/19	Bills																		
12/27	at Chargers																		
01/03	Cardinals																		
2020 TOTALS		0-0	0	0	0	0.0	0.0	0	0	0	0	0/0	0.0	0	0	0	0	0	0

2020 GXG POSTSEASON (RAMS)

01/09	at Seahawks																		
01/16	at Packers																		
2020 TOTALS		0-0	0	0	0	0.0	0.0	0	0	0	0	0/0	0.0	0	0	0	0	0	0

2016 GXG REGULAR SEASON (JAGUARS)

DATE	OPPONENT	P/S	PASSING											RUSHING			
			ATT	CMP	YDS	PCT	Y/A	Y/C	TD	INT	LG	SK/YD	RATE	ATT	YDS	LG	TD
09/11	Packers	S	39	24	320	61.5	8.2	13.3	1	1	38	3/20	85.4	2	2	3	0
09/18	at Chargers	S	50	31	329	62.0	6.6	10.6	2	2	35	2/10	77.8	3	34	24	0
09/25	Ravens	S	38	24	194	63.2	5.1	8.1	2	3	20	4/26	60.6	3	17	9	0
10/02	Colts	S	33	19	207	57.6	6.3	10.9	2	0	42t	3/12	96.4	7	36	9	1
10/16	at Bears	S	33	20	271	60.6	8.2	13.6	1	1	51t	2/8	84.3	3	1	3	0
10/23	Raiders	S	43	23	246	53.5	5.7	10.7	1	2	39	1/7	58.9	5	33	17	0
10/27	at Titans	S	54	33	337	61.1	6.2	10.2	3	0	31	2/15	97.5	4	22	12	0
11/06	at Chiefs	S	41	22	252	53.7	6.1	11.5	2	1	51	2/8	78.5	6	54	26	0
11/13	Texans	S	49	32	265	65.3	5.4	8.3	2	1	19	2/18	84.1	3	11	11	0
11/20	at Lions	S	35	22	202	62.9	5.8	9.2	2	2	29	0/0	73.8	1	3	3	0
11/27	at Bills	S	26	13	126	50.0	4.8	9.7	2	0	24	2/8	89.6	8	81	27	0
12/04	Broncos	S	42	19	181	45.2	4.3	9.5	0	2	21	1/2	37.9	2	29	22	1
12/11	Vikings	S	37	23	257	62.2	6.9	11.2	1	0	39	4/27	91.8	3	13	6	0
12/18	at Texans	S	28	12	92	42.9	3.3	7.7	0	1	15	2/9	36.6	2	-5	1t	1
12/24	Titans	S	38	26	325	68.4	8.6	12.5	1	0	37	2/14	103.5	3	7	7	0
10/01	at Colts	S	39	25	301	64.1	7.7	12.0	1	0	42	2/13	96.2	3	21	16	0
2016 TOTALS		16-16	625	368	3,905	58.9	6.2	10.6	23	16	51t	34/197	78.8	58	359	27	3

2015 GXG REGULAR SEASON (JAGUARS)

DATE	OPPONENT	P/S	PASSING											RUSHING			
			ATT	CMP	YDS	PCT	Y/A	Y/C	TD	INT	LG	SK/YD	RATE	ATT	YDS	LG	TD
09/13	Panthers	S	40	22	183	55.0	4.6	8.3	1	2	27	5/14	54.5	4	26	12	0
09/20	Dolphins	S	33	18	273	54.5	8.3	15.2	2	0	52	0/0	102.2	2	27	28	0
09/27	at Patriots	S	33	17	242	51.5	7.3	14.2	2	1	59t	2/6	83.1	3	7	3	0
10/04	at Colts	S	50	28	298	56.0	6.0	10.6	1	0	48	1/9	80.2	4	31	14	0
10/11	at Buccaneers	S	33	23	303	69.7	9.2	13.2	4	1	59	6/33	125.4	1	21	21	0
10/18	Texans	S	53	30	331	56.6	6.2	11.0	3	3	29t	3/20	70.6	4	37	12	0
10/25	Bills	S	29	13	182	44.8	6.3	14.0	2	1	31t	2/7	74.2	5	-3	1	0
11/08	at Jets	S	40	24	381	60.0	9.5	15.9	2	2	44	6/43	87.6	4	32	11	0
11/15	at Ravens	S	45	22	188	48.9	4.2	8.5	2	1	21	3/20	65.8	2	25	14	0
11/19	Titans	S	30	21	242	70.0	8.1	11.5	1	1	38	4/24	91.2	2	9	13	0
11/29	Chargers	S	49	30	329	61.2	6.7	11.0	2	1	34	2/11	86.2	6	33	10	0
12/06	at Titans	S	36	24	322	66.7	8.9	13.4	5	0	67	2/20	134.5	2	-1	0	0
12/13	Colts	S	30	16	250	53.3	8.3	15.6	3	0	80t	3/24	114.6	4	17	15	1
12/20	Falcons	S	38	23	297	60.5	7.8	12.9	1	1	30	2/12	82.9	6	44	13	1
12/27	at Saints	S	35	27	368	77.1	10.5	13.6	4	2	90t	2/21	124.5	3	5	5	0
01/03	at Texans	S	32	17	239	53.1	7.5	14.1	0	2	45	8/56	51.4	0	0	0	0
2015 TOTALS		16-16	606	355	4,428	58.6	7.3	12.5	35	18	90t	51/320	88.2	52	310	28	2

2014 GXG REGULAR SEASON (JAGUARS)

DATE	OPPONENT	P/S	PASSING											RUSHING			
			ATT	CMP	YDS	PCT	Y/A	Y/C	TD	INT	LG	SK/YD	RATE	ATT	YDS	LG	TD
09/07	at Eagles																
09/14	at Washington																
09/21	Colts	P	24	14	223	58.3	9.3	15.9	2	2	63t	1/6	82.5	2	30	20	0
09/28	at Chargers	S	37	29	254	78.4	6.9	8.8	1	2	44	3/19	81.8	5	24	8	0
10/05	Steelers	S	36	22	191	61.1	5.3	8.7	0	2	20	1/4	52.0	4	14	11	0
10/12	at Titans	S	46	32	336	69.6	7.3	10.5	1	1	59	6/39	88.7	5	38	11	0
10/19	Browns	S	31	17	159	54.8	5.1	9.4	1	3	31t	2/8	40.3	5	37	18	0
10/26	Dolphins	S	34	18	221	52.9	6.5	12.3	1	2	48t	4/20	58.6	6	48	32	0
11/02	at Bengals	S	33	22	247	66.7	7.5	11.2	2	1	40t	2/14	96.4	4	10	5	0
11/09	Cowboys	S	37	22	290	59.5	7.8	13.2	0	1	53	4/28	73.0	3	3	1	0
11/23	at Colts	S	27	15	146	55.6	5.4	9.7	0	1	37	4/32	55.5	5	24	20	0
11/30	Giants	S	35	21	194	60.0	5.5	9.2	1	0	30t	7/54	84.7	5	68	29	0
12/07	Texans	S	39	20	205	51.3	5.3	10.3	1	1	35	4/17	64.6	3	10	7	0
12/14	at Ravens	S	37	21	210	56.8	5.7	10.0	0	1	30	8/63	61.8	1	2	2	0
12/18	Titans	S	26	13	115	50.0	4.4	8.8	1	0	34	4/13	75.0	5	50	19	0
12/28	at Texans	S	33	14	117	42.4	3.5	8.4	0	0	24	5/28	52.2	3	61	34	0
2014 TOTALS		14-13	475	280	2,908	58.9	6.1	10.4	11	17	63t	55/345	69.5	56	419	34	0

43 HUNTER BRADLEY

Ht: 6-3 Wt: 241 Born: May 21, 1994

NFL Games Played/Started: 48/0

Acquired: 07b-18

Long Snapper // Mississippi State

Fourth NFL Season // Fourth Packers Season



PRO HIGHLIGHTS:

► Has handled snapping duties in all 48 regular-season games in his first three seasons (2018-20) while also appearing in four playoff contests.

► Snapped for K Mason Crosby (16 of 16 in 2020) as he became just the sixth NFL player since 1932 to record a perfect FG percentage in a season (min. one FG attempt per team game).

► In 2019, snapped as Crosby connected on 22 of 24 field-goal attempts (91.67 pct.) to rank No. 5 in the league in FG percentage.

► As a rookie in 2018, handled snapping duties in all 16 games and had one tackle on special teams.

► Selected by Green Bay with the second of three seventh-round picks (No. 239 overall) in the 2018 NFL Draft, marking the fourth consecutive draft where a long snapper was selected (Colin Holba, sixth round, Pittsburgh, 2017 / Jimmy Landes, sixth round, Detroit, 2016 / Joe Cardona, fifth round, New England, 2015).

► Became the 10th player drafted by the Packers out of Mississippi State and the first since DE Josh Boyd in 2013.

2020 SEASON: Handled snapping duties in all 16 games as Crosby became just the sixth NFL player since 1932 to record a perfect FG percentage in a season (min. one FG attempt per team game)...Had one tackle on special teams...Snapped in both postseason contests...**Vs. Detroit (Sept. 20):** Snapped for P JK Scott as he placed all three of his punts inside the 20 (42.7-yard gross and net avg.). Also snapped for Crosby's two field goals/four extra points...**At Tampa Bay (Oct. 18):** Handled all snapping duties as Crosby kicked a 39-yard field goal and an extra point and Scott punted seven times (46.4-yard gross avg., 42.1-yard net avg.) with two punts inside the 20...**At Houston (Oct. 25):** Snapped for Crosby's five extra points and Scott's five punts (41.4-yard gross avg., 37.6-yard net avg.), including a season-long punt of 62 yards. Also made a special teams tackle...**At Detroit (Dec. 13):** Handled snapping duties for Scott's two punts (50.5-yard gross avg., 40.5-yard net avg.) as well as Crosby's four extra points and 57-yard field goal, which gave the Packers a 10-point fourth-quarter lead...**Vs. Tampa Bay (NFC Championship, Jan. 24):** Snapped for Crosby's two field goals and two extra points as well as Scott's three punts (48.0-yard gross avg., 44.7-yard net avg.).

2019: Handled snapping duties in all 16 games and registered a tackle on special teams...Snapped for Crosby as he tied Jan Stenerud (1981) for the second-best single-season FG percentage in franchise history (22 of 24, 91.67)...Served as the snapper in both playoff games...**At Chicago (Sept. 5):** Handled snapping duties on all punts and placements, helping Scott register a career-high five punts inside the 20...**Vs. Denver (Sept. 22):** Helped Scott register single-game career highs (min. four attempts) for gross punting avg. (53.0) and net punting avg. (47.3), with three of his four punts landing inside the 20...**Vs. Detroit (Oct. 14):** Snapped for Crosby's three FGs, including his

AT A GLANCE ...

- Has handled snapping duties in all 48 regular-season games in his first three seasons (2018-20) while also appearing in four playoff contests.
- Recorded one special teams tackle in each of his first three seasons (2018-20).
- Played in 41 career games for Mississippi State, serving as the primary long snapper since Week 2 of the 2015 season. The Bulldogs went to a bowl game all six seasons he was at MSU.
- Participated in the 2018 East-West Shrine Game.
- Entered college as a tight end, but suffered two knee injuries in his first two years and moved to long snapper.

23-yard game winner as time expired, and Scott's three punts (51.7-yard gross and net avg.)...**At Detroit (Dec. 29):** Snapped for Crosby's three FGs, including his 33-yard game-winning kick as time expired, and Scott's five punts (44.2-yard gross avg., 38.0-yard net avg.)...**Vs. Seattle (NFC Divisional, Jan. 12):** Snapped for Crosby's four extra points and Scott's four punts (43.3-yard gross avg., 40.8-yard net avg.).

2018: Handled snapping duties in all 16 games and had one tackle on special teams...**Vs. Chicago (Sept. 9):** Handled snapping duties for all punts and placements in his pro debut. Added a tackle in punt coverage...**Vs. Minnesota (Sept. 16):** Snapped for Crosby's five FGs, which tied a single-game team record, as well as his two extra points as he finished with a career-high 17 points. Also snapped for Scott's five punts (51.8-yard gross avg., 45.2-yard net avg.)...**Vs. San Francisco (Oct. 15):** Snapped for Crosby's seven kicks (four FGs, three extra points), including his game-winning 27-yarder as time expired, and Scott's four punts...**Vs. Arizona (Dec. 2):** Snapped for Scott's seven punts (48.4-yard gross avg., 40.7-yard net avg.) and Crosby's 32-yard FG...**Vs. Detroit (Dec. 30):** Handled snapping duties for Scott's seven punts (45.3-yard gross avg., 38.9-yard net avg.)...**2018 NFL Draft:** Selected by Green Bay with the second of three seventh-round picks (No. 239 overall).

COLLEGE: Played in 41 career games, registered four special teams tackles and served as the primary long snapper beginning in Week 2 of the 2015 season...Finished his college career appearing in 38 consecutive games...Earned a scholarship in the fall of 2016...Participated in the 2018 East-West Shrine Game...Did not see any action in games until 2014 after tearing his ACL in the second practice of the spring in 2013 and tearing his ACL in the second practice of fall camp in 2012 after joining the team as a preferred walk-on...Earned his degree in kinesiology in May 2017...**Senior season (2017):** Played in all 13 games after being granted a sixth year of eligibility by the NCAA...Served as the primary long snapper and completed every snap...Named to the Southeastern Conference Academic Honor Roll...Snapped for walk-on kicker Jake Christmann, who was named to the SEC All-Freshman team...Part of a punt unit that gave up 4.78 yards per return, No. 3 in the SEC...**Junior season (2016):** Saw action in all 13

games...Served as the primary long snapper and completed every snap...Part of a punt team that allowed nine returns, the second fewest in the SEC...**Sophomore season (2015):** Appeared in the final 12 games of the season, taking over the role of primary long snapper after Winston Chapman suffered a season-ending injury vs. LSU (Sept. 12)...Recorded three special teams tackles on the season...Member of a field-goal unit that converted 78.9 percent of attempts (15-19), No. 4 in the SEC...Snapped for a punt team that gave up 10 returns, tied with South Carolina for the second fewest in the conference...**Freshman season (2014):** Saw the first action of his career, appearing on special teams in three games...Recorded a special teams tackle at LSU (Sept. 20).

PERSONAL: Given name Hunter Austin Bradley...Born in Memphis, Tenn. ...Father, Mike, is an assistant football coach and head softball coach at Collierville (Tenn.) High School and played offensive line and long snapper at Delta State University, where he was a captain in 1983 and was named to the All-Gulf South Conference and Academic All-

Gulf South Conference teams...**High school:** Lettered in football for three years at Collierville (Tenn.) High School...Played tight end, defensive end and long snapper...Voted the top tight end prospect in the state of Tennessee by Rivals.com...Named to the Rivals.com preseason All-Memphis Team and TNVarsity.com first-team preseason all-state as a tight end...In July prior to his senior year, tore his ACL and missed his entire senior campaign...Helped the team to a 7-5 overall record as a junior, including a 4-3 mark in 3A District 15 action...Part of an offense that eclipsed the 30-point plateau in five games...Helped the Dragons to the second round of the Tennessee High School 6A state playoffs with a 16-12 victory against Dickson County in the opening round...As a sophomore, played in nine games, recording five receptions for 91 yards (18.2 avg.)...Tallied 25 tackles with a sack, an interception and a forced fumble as a sophomore...**Community involvement:** Took part in a charitable dinner with the United Way as a rookie...Participated in the Packers Celebrity Bowling Event in 2019 to help raise money for the Wisconsin Court Appointed Special Advocates (CASA) Association.

NFL debut: vs. Chicago, 9/9/18

CAREER TRANSACTIONS

- 2018 Selected by Green Bay Packers as second of three choices in the seventh round (239th overall) of '18 NFL Draft, April 29... Signed first contract, May 4.

HUNTER BRADLEY'S NFL REGULAR-SEASON DEFENSIVE STATISTICS

YEAR	TEAM	GP	GS	TK	S	A	TACKLES					INTERCEPTIONS					O. FUMB			ST			MISC						
							TFL	YDS	SK	YDS	QBH	NO	YDS	LG	TD	PD	FF	FR	YDS	TK	S	A	FF	FR	S	A			
2018	Packers	16	0	0	0	0	0	0	0.0	0.0	0	0	0	0	0	0	0	0	0	0	0	1	1	0	0	0	0	0	0
2019	Packers	16	0	0	0	0	0	0	0.0	0.0	0	0	0	0	0	0	0	0	0	0	0	1	0	1	0	0	0	0	0
2020	Packers	16	0	0	0	0	0	0	0.0	0.0	0	0	0	0	0	0	0	0	0	0	0	1	0	1	0	0	0	0	0
NFL TOTALS		48	0	0	0	0	0	0	0.0	0.0	0	0	0	0	0	0	0	0	0	0	3	1	2	0	0	0	0	0	

HUNTER BRADLEY'S NFL POSTSEASON DEFENSIVE STATISTICS

YEAR	TEAM	GP	GS	TK	S	A	TACKLES					INTERCEPTIONS					O. FUMB			ST			MISC					
							TFL	YDS	SK	YDS	QBH	NO	YDS	LG	TD	PD	FF	FR	YDS	TK	S	A	FF	FR	S	A		
2019	Packers	2	0	0	0	0	0	0	0.0	0.0	0	0	0	0	0	0	0	0	0	0	0	0	0	0	0	0	0	0
2020	Packers	2	0	0	0	0	0	0	0.0	0.0	0	0	0	0	0	0	0	0	0	0	0	0	0	0	0	0	0	0
NFL TOTALS		4	0	0	0	0	0	0	0.0	0.0	0	0	0	0	0	0	0	0	0	0	0	0	0	0	0	0	0	

DID THE PACKERS EVER PAY A FRANCHISE FEE TO THE NFL?

If the Packers ever paid a franchise fee to get into the NFL, there's no record of it at the Ralph Wilson Jr. Pro Football Research and Preservation Center at the Pro Football Hall of Fame or in the Green Bay Packers' corporate records.

The American Professional Football Association (now the NFL) set a fee of \$100 at an organizational meeting on Sept. 17, 1920, according to the official minutes of the meeting. However, no team ever paid it, according to the league's official *Record and Fact Book*.

The Packers were admitted to the APFA on Aug. 27, 1921, and readmitted June 24, 1922, following a five-month expulsion. Curly Lambeau represented the Packers at the 1922 meeting and J. Emmett Clair at the 1921 meeting.

Over the 10 months between meetings, there was no mention in the league minutes of any change to the original fee of \$100 or of the Packers paying a fee, other than a \$1,000 forfeit fee in 1922 as a commitment to follow league rules. On July 28, 1923, NFL owners voted to boost the fee to \$500.

Almost two decades later, *The Milwaukee Journal* and *The Saturday Evening Post* published in-depth histories of the Packers and reported they had paid \$250 to get back into the league in 1922. Then, in 1946, Packers co-founder George Calhoun and author Arch Ward both wrote that Lambeau had paid a \$50 franchise fee in 1922.

Adding to the mystery is a 1922 franchise certificate awarded to Lambeau and the private Green Bay Football Club with \$50 handwritten in the upper left corner. But there's no record of when that notation was made. In fact, when the *Green Bay Press-Gazette* published a photo of the certificate in 1950, the \$50 notation wasn't visible.

In other words, the question of whether the Packers ever paid a franchise fee goes unanswered.

42 OREN BURKS

Ht: 6-3 Wt: 233 Born: March 21, 1995

NFL Games Played/Started: 42/4

Acquired: 03-18

Linebacker // Vanderbilt

Fourth NFL Season // Fourth Packers Season



PRO HIGHLIGHTS:

➤ Appeared in all 16 games during the 2020 regular season, finishing No. 2 on the team and setting a career high (2018) with 10 special teams tackles. Also saw action in both postseason contests and posted the second-most special teams tackles (three) on the team.

➤ After missing the first four games of the 2019 season with a chest injury, appeared in 12 regular-season contests and posted eight tackles (four solo) on defense. Tied for No. 4 on the team with five tackles on special teams.

➤ Saw action in both 2019 playoff games and led the team with three special teams tackles while also posting three tackles (all assisted) on defense.

➤ Played in the final 14 contests with four starts and posted 16 tackles (13 solo) on defense as a rookie in 2018. Ranked No. 2 on the team with eight tackles on special teams.

➤ Selected by the Packers in the third round (No. 88 overall) of the 2018 NFL Draft, a pick obtained from Carolina in exchange for a fourth-round choice (No. 101) and a fifth-round pick (No. 147).

➤ Became the seventh player to be drafted out of Vanderbilt in team history and the second linebacker (Hunter Hillenmeyer, fifth round, 2003) to be selected from the school.

2020 SEASON: Appeared in all 16 games, totaling 11 tackles (eight solo), a tackle for a loss and a forced fumble. Ranked No. 2 on the team with a career-high 10 special teams tackles and registered a forced fumble on special teams... Appeared in both postseason games and made three special teams tackles... **At New Orleans (Sept. 27):** Played 13 snaps on defense and 24 snaps on special teams, recording two solo tackles, two special teams tackles and the first forced fumble of his career. On a kickoff midway through the first quarter, punched the ball out from Saints KR Deonte Harris at the NO 23, a fumble that was recovered by New Orleans... **At Tampa Bay (Oct. 18):** Recorded one solo tackle on 14 defensive snaps and one special teams tackle on 25 special teams snaps... **At Houston (Oct. 25):** Made two tackles (one solo) and forced a fumble while playing five defensive snaps. Late in the third quarter, jarred the ball loose while bringing down RB Duke Johnson, a fumble that Houston recovered... **At San Francisco (Nov. 5):** Tied for the team lead and set a career high by posting five tackles (three solo) and a tackle for a loss on 34 defensive snaps. Early in the third quarter, scraped off the left edge to drop RB Ja'Mycal Hasty for a 1-yard loss. Also recorded a special teams tackle on 18 special teams snaps... **At Indianapolis (Nov. 22):** Led the team with two special teams tackles in 26 snaps of work... **Vs. Chicago (Nov. 29):** Made a solo tackle in five snaps of action on defense. Also recorded a tackle while playing 19 snaps on special teams... **Vs. L.A. Rams (NFC Divisional, Jan. 16):** Registered one tackle in 18 plays of work on special teams... **Vs. Tampa Bay (NFC Championship, Jan. 24):** Got in for 22 plays on special teams, making two tackles.

2019: Played in 12 contests and posted eight tackles (four solo) on defense... Was tied for No. 4 on the team with five

AT A GLANCE ...

- Has played in 42 games with four starts in his first three seasons (2018-20) while also appearing in four playoff contests.
- Posted 23 tackles on special teams in his first three seasons, the most on the team from 2018-20.
- In 2020, finished No. 2 on the team and set a career high (2018) with 10 special teams tackles during the regular season. Ranked No. 2 on the team in the postseason with three tackles on special teams.
- Tied for No. 4 on the team in special teams tackles for the 2019 regular season (five), led the team in the 2019 postseason (three) and ranked No. 2 on the team with eight tackles on special teams as a rookie in 2018.
- Played in 45 games with 40 starts in four seasons with the Commodores and registered 237 tackles (136 solo), 15½ tackles for a loss, 4½ sacks, five interceptions, 27 passes defended, two forced fumbles and three fumble recoveries. Played various positions throughout his collegiate career: inside linebacker in 2017, linebacker/safety hybrid in 2016, free safety in 2015 and safety in 2014.
- Was a candidate for the Senior CLASS Award in 2017, a finalist for the Wooden Citizenship Cup in 2017 and a member of the Allstate-AFCA Good Works Team in 2016, which honored 12 Division I-A football players from across the country for their commitment to community service. Also served as president of the Vanderbilt Student-Athlete Advisory Committee in 2016-17.

tackles on special teams... Was inactive (chest) for the first four games of the season... Appeared in both postseason games and posted three tackles (all assisted) on defense and three tackles on special teams (team high)... **At Dallas (Oct. 6):** Made his season debut, recording two tackles on defense (one solo) and a tackle on special teams... **Vs. Detroit (Oct. 14):** Appeared on five plays on defense and 23 on special teams, finishing with two tackles (one solo) on defense... **Vs. Oakland (Oct. 20):** Registered three tackles (one solo) on defense and added a tackle on special teams, drilling WR Trevor Davis on the opening kickoff at the Oakland 18... **At N.Y. Giants (Dec. 1):** Recorded a season-best two tackles on special teams and registered a solo tackle on defense... **Vs. Seattle (NFC Divisional, Jan. 12):** Registered three assisted tackles on defense and three tackles on special teams, including a stop of RB Travis Homer at the Seattle 18 on a second-quarter kickoff return.

2018: Played in 14 games with four starts and posted 16 tackles (13 solo) on defense... Ranked No. 2 on the team with eight tackles on special teams... Was inactive (shoulder) for the first two games of the season... **At Washington (Sept. 23):** Made his NFL debut, appearing on eight plays on defense and 10 on special teams and posting two tackles on defense (one solo)... **At Detroit (Oct. 7):** Made his first career start, opening at ILB and posting a season-high four tackles (all solo) in 25 snaps of action... **At L.A. Rams (Oct. 28):** Posted a season-best two tackles on special teams and a tackle on defense... **Vs. Miami (Nov. 11):** Matched his season high with two special teams tackles as he made stops on Green Bay's first two kickoffs of the game. Downed a 37-yard JK Scott punt at the Miami 7 late in the first half... **Vs. Detroit (Dec. 30):** Started at ILB, appearing on five snaps and posting an assisted tackle.

COLLEGE: Played in 45 games with 40 starts in four seasons and registered 237 tackles (136 solo), 15½ tackles for a loss, 4½ sacks, five interceptions, 27 passes defended, two forced fumbles and three fumble recoveries...Earned his degree in human and organizational development...**Senior season (2017):** Played in 12 games with 11 starts at inside linebacker...Posted career highs in tackles (82), solo tackles (45) and tackles for a loss (seven), ranking No. 2 on the team in total tackles and solo tackles and No. 4 in tackles for a loss...Ranked No. 15 in the SEC in total tackles...Added a sack, a fumble recovery, an INT and four passes defended...Led the team with a career-high 15 tackles (six solo), including 1½ tackles for a loss, at Florida (Sept. 30)...**Junior season (2016):** Appeared in all 13 games with 10 starts at a linebacker/safety hybrid position, recording 59 tackles (40 solo), 6½ tackles for a loss and a career-best 3½ sacks...Added a team-high 6½ QB hurries, a forced fumble, an INT and seven passes defended...**Sophomore season (2015):** Started all 12 games at free safety, recording career highs in INTs (three) and passes defended (nine)...Posted 59 tackles (35 solo), two tackles for a loss, a forced fumble and a fumble recovery...Earned third-team All-SEC recognition from *Phil Steele's College Football*...Posted eight tackles (four solo), a forced fumble, a fumble recovery and two passes defended vs. Georgia (Sept. 12)...Was named the SEC Defensive Player of the Week for his performance vs. Kentucky (Nov. 14), posting a career-high two INTs, including one he returned 30 yards for a TD in the second quarter...**Redshirt freshman season (2014):** Appeared in eight games with seven starts at safety, recording 37 tackles (16 solo) and seven passes defended...Was sidelined for four games due to injury.

PERSONAL: Given name Oren Spencer Burks...Born in Alexandria, Va. ...His cousin, Andrew White, played basketball for the University of Kansas, the University of Nebraska, Syracuse University and the Atlanta Hawks...White played the past two seasons for the Westchester Knicks, the New

York Knicks' NBA G-League affiliate...**High school:** Attended South County High School (Lorton, Va.), where he earned first-team all-state honors and was named the district Defensive Player of the Year as a senior after posting 123 tackles, 17 tackles for a loss, 3½ sacks, six forced fumbles and three INTs...Added three TD catches and four blocked punts for a team that advanced to the second round of the Group 5 playoffs...Was a three-year starter and a two-year captain...As a junior, registered 128 tackles, 22 tackles for a loss, 11 sacks, two INTs and three defensive TDs as the Stallions advanced to the state title game...**Community involvement:** Serves as a board member for the Sherman Phoenix Foundation, an entrepreneurial hub for 25-plus Black-owned businesses in Milwaukee...Joined with former teammates to build the South County Football Alumni Association, which raises money for various aspects of the program, including the team's state championship hotel, post-secondary scholarships, snacks to fuel student-athletes before and after workouts, and to host the TeamBurks Football Camp...Participated in events with the United Way, the Boys & Girls Club, The Salvation Army and Big Brothers Big Sisters; also took part in the Green Bay Packers Give Back Bowling Event to raise money for Northeast Wisconsin Technical College (NWTC) in 2018 and for Wisconsin Court Appointed Special Advocates (CASA) Association in 2019...Was a candidate for the Senior CLASS Award in 2017, a finalist for the Wooden Citizenship Cup in 2017 and a member of the Allstate-AFCA Good Works Team in 2016, which honored 12 Division I-A football players from across the country for their commitment to community service...Also served as president of the Vanderbilt Student-Athlete Advisory Council in 2016-17...Was a co-founder of the campus organization REVAMP (Revitalizing and Empowering Vanderbilt's African-American Population)...Also served as a volunteer for Project Safe, which works to prevent sexual assault and dating violence on campus, and Soles4Souls, spearheading the collection of shoes for needy people.

NFL debut: at Washington, 9/23/18
First NFL start: at Detroit, 10/7/18

CAREER TRANSACTIONS

■ 2018 Selected by Green Bay Packers in the third round (88th overall) of '18 NFL Draft, April 27...Signed first contract, May 17.

OREN BURKS' NFL REGULAR-SEASON DEFENSIVE STATISTICS

YEAR	TEAM	GP	GS	TACKLES					INTERCEPTIONS					O. FUMB			ST			MISC					
				TK	S	A	TFL	YDS	SK	YDS	QBH	NO	YDS	LG	TD	PD	FF	FR	YDS	TK	S	A	FF	FR	S
2018	Packers	14	4	16	13	3	0	0	0.0	0.0	0	0	0	0	0	0	0	0	8	6	2	0	0	0	0
2019	Packers	12	0	8	4	4	0	0	0.0	0.0	0	0	0	0	0	0	0	0	5	4	1	0	0	0	0
2020	Packers	16	0	11	8	3	1	1	0.0	0.0	0	0	0	0	0	1	0	0	10	6	4	1	0	0	0
NFL TOTALS		42	4	35	25	10	1	1	0.0	0.0	0	0	0	0	0	1	0	0	23	16	7	1	0	0	0

OREN BURKS' NFL POSTSEASON DEFENSIVE STATISTICS

YEAR	TEAM	GP	GS	TACKLES					INTERCEPTIONS					O. FUMB			ST			MISC					
				TK	S	A	TFL	YDS	SK	YDS	QBH	NO	YDS	LG	TD	PD	FF	FR	YDS	TK	S	A	FF	FR	S
2019	Packers	2	0	3	0	3	0	0	0.0	0.0	0	0	0	0	0	0	0	0	3	2	1	0	0	0	0
2020	Packers	2	0	0	0	0	0	0	0.0	0.0	0	0	0	0	0	0	0	0	3	2	1	0	0	0	0
NFL TOTALS		4	0	3	0	3	0	0	0.0	0.0	0	0	0	0	0	0	0	0	6	4	2	0	0	0	0

SINGLE-GAME HIGHS: DEFENSIVE

Total Tackles 5 at San Francisco 49ers, Nov 05, 2020
 4 at Detroit Lions, Oct 07, 2018
Forced Fumbles 1 at Houston Texans, Oct 25, 2020
Tackles For Loss 1 at San Francisco 49ers, Nov 05, 2020

Special Teams Tackles 2 at Indianapolis Colts, Nov 22, 2020
 2 at New Orleans Saints, Sep 27, 2020
 ...3 more at 2.
Special Teams Forced Fumbles 1 at New Orleans Saints, Sep 27, 2020

VETERANS
 COMMUNITY
 ADMIN. & COACHES
 BURKS
 DRAFT & FREE AGENTS
 2020 REVIEW
 RECORDS & HISTORY
 LAMBEAU FIELD
 MISC.

2020 GXG REGULAR SEASON (PACKERS)

DATE	OPPONENT	P/S	TK	S	A	SK	YDS	INT	PD	FF	FR
09/13	at Vikings	P	0	0	0	0	0	0	0	0	0
09/20	Lions	P	0	0	0	0	0	0	0	0	0
09/27	at Saints	P	2	2	0	0	0	0	0	0	0
10/05	Falcons	P	0	0	0	0	0	0	0	0	0
10/18	at Buccaneers	P	1	1	0	0	0	0	0	0	0
10/25	at Texans	P	2	1	0	0	0	0	1	0	0
11/01	Vikings	P	0	0	0	0	0	0	0	0	0
11/05	at 49ers	P	5	3	2	0	0	0	0	0	0
11/15	Jaguars	P	0	0	0	0	0	0	0	0	0
11/22	at Colts	P	0	0	0	0	0	0	0	0	0
11/29	Bears	P	1	1	0	0	0	0	0	0	0
12/06	Eagles	P	0	0	0	0	0	0	0	0	0
12/13	at Lions	P	0	0	0	0	0	0	0	0	0
12/19	Panthers	P	0	0	0	0	0	0	0	0	0
12/27	Titans	P	0	0	0	0	0	0	0	0	0
01/03	at Bears	P	0	0	0	0	0	0	0	0	0
2020 TOTALS		16-0	11	8	3	0	0	0	0	1	0

2020 GXG POSTSEASON (PACKERS)

01/16	Rams	P	0	0	0	0	0	0	0	0	0
01/24	Buccaneers	P	0	0	0	0	0	0	0	0	0
2020 TOTALS		2-0	0	0	0	0	0	0	0	0	0

2018 GXG REGULAR SEASON (PACKERS)

DATE	OPPONENT	P/S	TK	S	A	SK	YDS	INT	PD	FF	FR
09/09	Bears										
09/16	Vikings										
09/23	at Washington	P	2	1	1	0	0	0	0	0	0
09/30	Bills	P	3	2	1	0	0	0	0	0	0
10/07	at Lions	S	4	4	0	0	0	0	0	0	0
10/15	49ers	S	3	3	0	0	0	0	0	0	0
10/28	at Rams	P	1	1	0	0	0	0	0	0	0
11/04	at Patriots	S	1	1	0	0	0	0	0	0	0
11/11	Dolphins	P	0	0	0	0	0	0	0	0	0
11/15	at Seahawks	P	0	0	0	0	0	0	0	0	0
11/25	at Vikings	P	0	0	0	0	0	0	0	0	0
12/02	Cardinals	P	1	1	0	0	0	0	0	0	0
12/09	Falcons	P	0	0	0	0	0	0	0	0	0
12/16	at Bears	P	0	0	0	0	0	0	0	0	0
12/23	at Jets	P	0	0	0	0	0	0	0	0	0
12/30	Lions	S	1	0	1	0	0	0	0	0	0
2018 TOTALS		14-4	16	13	3	0	0	0	0	0	0

2019 GXG REGULAR SEASON (PACKERS)

DATE	OPPONENT	P/S	TK	S	A	SK	YDS	INT	PD	FF	FR
09/05	at Bears		0	0	0	0	0	0	0	0	0
09/15	Vikings										
09/22	Broncos										
09/26	Eagles										
10/06	at Cowboys	P	2	1	1	0	0	0	0	0	0
10/14	Lions	P	2	1	1	0	0	0	0	0	0
10/20	Raiders	P	3	1	2	0	0	0	0	0	0
10/27	at Chiefs	P	0	0	0	0	0	0	0	0	0
11/03	at Chargers	P	0	0	0	0	0	0	0	0	0
11/10	Panthers	P	0	0	0	0	0	0	0	0	0
11/24	at 49ers	P	0	0	0	0	0	0	0	0	0
12/01	at Giants	P	1	1	0	0	0	0	0	0	0
12/08	Washington	P	0	0	0	0	0	0	0	0	0
12/15	Bears	P	0	0	0	0	0	0	0	0	0
12/23	at Vikings	P	0	0	0	0	0	0	0	0	0
12/29	at Lions	P	0	0	0	0	0	0	0	0	0
2019 TOTALS		12-0	8	4	4	0	0	0	0	0	0

2019 GXG POSTSEASON (PACKERS)

01/12	Seahawks	P	3	0	3	0	0	0	0	0	0
01/19	at 49ers	P	0	0	0	0	0	0	0	0	0
2019 TOTALS		2-0	3	0	3	0	0	0	0	0	0

STARTERS ON INJURED RESERVE, 2000-20

The most starters from the season-opening depth chart placed on injured reserve by the Packers during the last 21 seasons:

6	2018	WR Geronimo Allison, DL Kenny Clark, DL Mike Daniels, CB Kevin King, LB Nick Perry, DL Muhammad Wilkerson
	2010	LB Nick Barnett, S Morgan Burnett, TE Jermichael Finley, RB Ryan Grant, LB Brad Jones, T Mark Tauscher
5	2020	T David Bakhtiari, LB Christian Kirksey#, WR Allen Lazard%, C Corey Linsley@, G Lane Taylor
4	2012	RB Cedric Benson, T Bryan Bulaga, LB Nick Perry, LB D.J. Smith
	2008	LB Nick Barnett, S Atari Bigby, DE Cullen Jenkins, T Mark Tauscher
	2005	RB Ahman Green, WR Javon Walker, TE Bubba Franks, LB Robert Thomas
3	2017	T Bryan Bulaga, RB Ty Montgomery, QB Aaron Rodgers^
	2016	RB Eddie Lacy, CB Sam Shields, C/G JC Tretter
	2009	CB Al Harris, LB Aaron Kampman, G/C Jason Spitz
2	2002	T Chad Clifton, T Mark Tauscher, DE Joe Johnson
	2015	LB Sam Barrington, WR Jordy Nelson
	2014	DT B.J. Raji, C/G JC Tretter+
	2013	WR Randall Cobb*, TE Jermichael Finley
	2003	S Antuan Edwards, DE Joe Johnson
	2001	S LeRoy Butler, DE John Thierry
1	2000	LB Brian Williams, DT Santana Dotson
	2019	G Lane Taylor
	2011	S Nick Collins
	2007	DT Johnny Jolly
	2004	C Mike Flanagan
0	2006	

#Activated from Injured Reserve/Designated for Return in Week 10

%Activated from Injured Reserve/Designated for Return in Week 11

@Activated from Injured Reserve/Designated for Return in Week 16

^Activated from Injured Reserve/Designated for Return in Week

15, placed on injured reserve in Week 16

+Activated from Injured Reserve/Designated for Return in Week 10

*Activated from Injured Reserve/Designated for Return in Week 17



KENNY CLARK 97

VETERANS

Ht: 6-3 Wt: 314 Born: **October 4, 1995**

NFL Games Played/Started: **73/59**

Acquired: **01-16**

Defensive Lineman // UCLA

Sixth NFL Season // Sixth Packers Season

PRO HIGHLIGHTS:

➤ Recorded 18½ sacks and forced four fumbles over the past four seasons (2017-20), No. 2 on the Packers in both categories over that span.

➤ In 2020, started all 13 games he played in, leading the defensive line with 41 tackles (28 solo), two sacks, three tackles for a loss and six QB hits.

➤ In two postseason contests, recorded 11 tackles (six solo), a team-best 2½ sacks, a team-high two tackles for a loss and three QB hits (tied for the team lead).

➤ His 2½ sacks ranked No. 4 in the NFL in the 2020 postseason, tied for the eighth most by a GB player in the postseason since 1982, and were the most since LB Nick Perry recorded 3½ in the 2015 postseason.

➤ According to NFL Next Gen Stats, ranked No. 2 in the NFL during the 2019 regular season with 49 QB pressures and 43 disruptions (the combined total of hurries, pressures or sacks – one per play) among players that play at least 75 percent of their snaps on the interior defensive line.

➤ With 16½ sacks from 2016-19, ranked No. 3 among Green Bay DTs in sacks in their first four seasons (Mike Daniels, 18.0 and Corey Williams, 17.0), according to pro-football-reference.com (since 1982).

➤ Earned his first trip to the Pro Bowl (injury replacement for Rams DT Aaron Donald) after a 2019 season where he started all 16 games, ranked No. 2 on the team with a career-high 89 tackles (52 solo) and tied his career high with six sacks.

➤ Started both 2019 postseason games and posted seven tackles (five solo), a sack, three QB hits and three QB pressures.

➤ Missed three games due to an elbow injury, but was named a Pro Bowl alternate in 2018 after ranking at or near the top of the team in tackles (No. 3, 73), sacks (No. 2, career-high six), tackles for a loss (tied for No. 1, 13), QB hits (No. 3, seven), QB pressures (No. 5, 13) and opponent fumble recoveries (No. 1, two), which was also tied for No. 5 in the league.

➤ In 2017, started all 15 games he appeared in, leading the Green Bay defensive line in tackles (78) and ranking No. 2 in both sacks (4½) and solo tackles (39). Also posted eight tackles for a loss, two forced fumbles, 11 QB hits, 10 QB pressures, a pass defended and a blocked extra point.

➤ Registered all 4½ of his sacks in the month of December in 2017, second most among NFL defensive tackles behind only Donald (five) and the most ever (since 1982) by a Green Bay DT in the month of December (according to STATS).

➤ Played in all 16 games with two starts as a rookie in 2016 and registered 33 tackles (14 solo), two tackles for a loss, four QB pressures, three QB hits, two fumble recoveries and two passes defended.

➤ Became the youngest player to appear in a season opener for the Packers since Arnie Herber (20 years old) in 1930.

AT A GLANCE ...



- Started all 13 games he played in last season and led the defensive line with 41 tackles (28 solo). In two postseason contests, posted 11 tackles (six solo), a team-best 2½ sacks (eighth most by a GB player in the postseason since 1982), a team-high two tackles for a loss and tied for the team lead with three QB hits.
- Earned his first trip to the Pro Bowl (injury replacement for Rams DT Aaron Donald) after a 2019 season where he started all 16 games, ranked No. 2 on the team with a career-high 89 tackles (52 solo) and tied his career high with six sacks.
- Named a Pro Bowl alternate in 2018 after recording a career-high six sacks (No. 2 on the team) and finishing No. 3 on the team with 73 tackles (36 solo) despite missing three games.
- In 2017, started all 15 games he appeared in, leading the Green Bay defensive line in tackles (78) and ranking No. 2 in both sacks (4½) and solo tackles (39).
- Played in all 16 games with two starts as a rookie (2016) and became the youngest player to appear in a season opener for the Packers since Arnie Herber (20 years old) in 1930.
- Earned third-team All-America honors from *The Associated Press* and first-team All-Pacific-12 recognition from the coaches and media as a junior in 2015.

➤ Selected by Green Bay in the first round of the 2016 NFL Draft with the No. 27 overall selection, joining former teammate DE Datone Jones (No. 26 overall, 2013) as the only UCLA defensive linemen to be selected in the first round of the draft since DT Manu Tuiaosopo in 1979 (No. 18 overall, Seattle).

2020 SEASON: Started all 13 games he played in, leading the DL with 41 tackles (28 solo), two sacks, three tackles for a loss and six QB hits...Posted four-plus tackles in seven games...Suffered a groin injury in the season opener and missed Weeks 2-4...In two postseason contests, recorded 11 tackles (six solo), a team-best 2½ sacks, a team-high two tackles for a loss and three QB hits (tied for the team lead)... Dating back to 1982, it marked just the ninth time a Packer has registered a sack in multiple games in the same postseason...His 2½ sacks tied for the eighth most by a GB player in the postseason since 1982 and were the most since Perry recorded 3½ in the 2015 postseason...According to Sportradar, the 2½ sacks were the fourth most by a Packer listed as a DL, DE, DT or NT (since 1982)...**At Indianapolis (Nov. 22):** Posted a season-best six tackles (five solo), two QB hits and a tackle for a loss, and sacked QB Philip Rivers for a loss of 8 yards to force a third-and-19 that the Colts did not convert in the third quarter...**Vs. Philadelphia (Dec. 6):** Registered three tackles (two solo) including a stop of RB Miles Sanders after a 2-yard gain on second down to force a third-and-10 that the Eagles did not convert to force a 52-yard field goal...**At Detroit (Dec. 13):** Posted four tackles (all solo), a sack, a tackle for a loss and a QB hit. With Detroit near midfield, took down QB Matthew Stafford for a loss of 4 yards to end the first half...**Vs. Tennessee (Dec. 27):** Talled three tackles (all solo), a tackle for a loss and a QB hit. All three tackles were on RB Derrick Henry (-2, 3 and 5 yards)...**At Chicago (Jan. 3):** Tied for the lead on the defensive line with five tackles (two solo) and tallied a QB hit...**Vs. L.A. Rams (NFC Divisional, Jan. 16):** Registered three tackles (one solo),

COMMUNITY

ADMIN. & COACHES

CLARK

DRAFT & FREE AGENTS

2020 REVIEW

RECORDS & HISTORY

LANEBAU FIELD

MISC.

two QB hits, a tackle for a loss and a playoff career-high 1½ sacks. Early in the third quarter, combined with LB Rshan Gary to take down QB Jared Goff on third-and-7 for a loss of 9 yards, forcing a punt. Then in the fourth quarter, with GB up by seven, sacked Goff for a loss of 6 yards to make it third-and-16, which the Rams did not convert. LA punted on fourth down and GB scored on the next drive to go up 14 points with seven minutes to play. According to Stathead.com, was the first player listed as DL, DT or DE to record more than one sack in a playoff game for the Packers since DT Cullen Jenkins recorded 1½ on Jan. 12, 2008, vs. Seattle...**Vs. Tampa Bay (NFC Championship, Jan. 24):** Led the team with eight tackles (six solo) while also posting a sack, a tackle for a loss and a QB hit. Sacked QB Tom Brady for a loss of 5 yards on third-and-10 in the first quarter to force a punt. All eight tackles took place within three yards of the line of scrimmage. His eight tackles tied L.A. Rams DE Michael Brockers (eight vs. GB) for the most by a player listed as a DL, DE or DT on Sportradar in the 2020 postseason.

2019: Started all 16 games and ranked No. 2 on the team with a career-high 89 tackles (52 solo)...Registered six sacks (tied career high), a forced fumble, 11 tackles for a loss, 28 QB hits (No. 3 on the team) and 32 QB pressures (tied for No. 3 on the team)...Was named to his first career Pro Bowl (injury replacement for Donald)...Started both postseason games and posted seven tackles (five solo), a sack, three QB hits and three QB pressures...**At Chicago (Sept. 5):** Led the defensive line with eight tackles (three solo), a half-sack, a tackle for a loss and two QB pressures. On a third-and-1 play early in the second quarter, blew past C James Daniels to stuff WR Cordarrelle Patterson in the backfield for a 2-yard loss to force a three-and-out. Early in the third quarter, shed Daniels to get to QB Mitchell Trubisky for a shared zero-yard sack with LB Preston Smith to force a three-and-out...**Vs. Minnesota (Sept. 15):** Finished with seven tackles (four solo), a sack, a forced fumble, five QB hits and two QB pressures. Late in the first quarter, shed a block by C Garrett Bradbury to get to QB Kirk Cousins for the sack, forcing a fumble on the play that was recovered by DL Dean Lowry at the Minnesota 33. The sack gave him at least one in each of his last four games against the Vikings as he brought his total to five sacks in his last four games vs. Minnesota...**At Dallas (Oct. 6):** Recorded three tackles (all assisted) and five QB hits...**Vs. Oakland (Oct. 20):** Finished No. 2 on the team with nine tackles (five solo) along with two QB pressures...**At Kansas City (Oct. 27):** Posted four tackles (three solo), a team-high four QB pressures and a QB hit...**Vs. Carolina (Nov. 10):** Registered five tackles (three solo), four QB hits and six QB pressures...**At N.Y. Giants (Dec. 1):** Finished with six tackles (four solo), including a tackle for a loss, four QB pressures and two QB hits. On the opening drive of the game, got into the backfield to tackle RB Saquon Barkley for a 3-yard loss on third-and-1 to force a three-and-out...**Vs. Washington (Dec. 8):** Posted six tackles (two solo), 1½ sacks, a QB pressure and a QB hit. On Washington's opening drive, got past C Chase Roullier to bring down QB Dwayne Haskins Jr. for a shared 11-yard sack with LB Kyler Fackrell to force a three-and-out. Midway through the third quarter, shed blocks from Roullier and G Brandon Scherff to sack Haskins for a 9-yard loss on third down...**Vs. Chicago (Dec. 15):**

Matched his career high (twice before) with a team-high two sacks. Finished with six tackles (all solo), three tackles for a loss, two QB hits and two QB pressures. On Chicago's second series, blew by RG Rashaad Coward to get to Trubisky for a 7-yard sack...**At Minnesota (Dec. 23):** Finished with seven tackles (three solo), a sack, four QB hits and a QB pressure. Midway through the fourth quarter, beat Bradbury to get to Cousins for a 6-yard sack...**At Detroit (Dec. 29):** Led the defensive line with six tackles (five solo), a tackle for a loss and a QB pressure. Early in the second quarter, shed a block from G Oday Aboushi to get into the backfield and bring down RB Kerryon Johnson for a 2-yard loss...**Vs. Seattle (NFC Divisional, Jan. 12):** Recorded three tackles (two solo), a sack, three QB pressures and two QB hits. On Seattle's second drive of the game, brought down RB Marshawn Lynch for no gain on a run up the middle on third-and-1 to force a three-and-out. With under a minute remaining in the first half, shed a block from LG Phil Haynes to get pressure on QB Russell Wilson, initially missing on the sack before getting off the ground to chase down Wilson for a 2-yard loss, the first sack of his career in the postseason.

2018: Started all 13 games he appeared in and ranked No. 3 on the team with 73 tackles (46 solo)...Was named a Pro Bowl alternate...Finished No. 2 on the team with a career-high six sacks and added 13 tackles for a loss (tied for the team lead), seven QB hits (No. 3 on the team), 13 QB pressures (No. 5), a team-high two fumble recoveries, a forced fumble and two passes defended...Was tied for No. 5 in the league with the two defensive fumble recoveries...Missed three games due to an elbow injury...Was placed on injured reserve (elbow) on Dec. 25...**Vs. Chicago (Sept. 9):** Finished with three tackles (two solo), a tackle for a loss, a fumble recovery, a QB pressure and a QB hit. On a third-and-1 early in the second quarter, fought off a block from C Cody Whitehair to stuff RB Jordan Howard for no gain on a run up the middle as the defense forced a three-and-out. On fourth-and-10 with just over a minute remaining and the Packers leading, 24-23, recovered a Trubisky fumble at the Chicago 39 that was forced by Perry on a sack to seal the Green Bay win...**Vs. Minnesota (Sept. 16):** Posted six tackles (four solo), a sack, two tackles for a loss and a pass defended. Early in the third quarter on a third-and-4, shed a block from G Mike Remmers to bring down Cousins for a 7-yard sack and force a punt...**At Washington (Sept. 23):** Matched his career high with a team-best 10 tackles (seven solo)...**Vs. Buffalo (Sept. 30):** Posted three tackles (two solo), a forced fumble, a fumble recovery, a season-high three QB pressures and a QB hit. Late in the fourth quarter, punched the ball out on QB Josh Allen's third-down scramble and recovered the fumble at the Green Bay 27. Helped the defense allow just 58 rushing yards on 16 carries (3.6 avg.)...**Vs. San Francisco (Oct. 15):** Finished second on the team with eight tackles (five solo), a sack and a QB hit. Shed a block from G Mike Person to come up the middle for a 6-yard sack of QB C.J. Beathard late in the first half...**At L.A. Rams (Oct. 28):** Matched his career high with two sacks. Finished with eight tackles (five solo), four tackles for a loss, three QB pressures (tied season high) and a QB hit. On third-and-4 on the Rams' first drive, fought off a block from C John Sullivan to bring down QB Jared Goff for a 1-yard sack. Beat Sullivan again on a third-and-9 early

PACKERS SPRING MINICAMP HISTORY

Dan Devine coached collegiately for 16 years before Green Bay hired him in 1971. Shortly after his arrival, he implemented a college tradition: spring practice. That April, Devine took his new players to the University of Texas at Arlington and the Packers' first minicamp, where he got his first look at No. 1 draft choice John Brockington. In 1977, the Packers' revolutionary indoor facility allowed spring practice in Green Bay. However, the team migrated to Arizona in '94, so the Don Hutson Center could be finished.

1971 University of Texas at Arlington
1972-76 Saguaro High School, Phoenix
1977-93 Indoor Practice Facility, Green Bay

1994 Scottsdale (Ariz.) Community College
1995-present Don Hutson Center, Green Bay

in the second quarter, coming up the middle to sack Goff for an 11-yard loss...**Vs. Miami (Nov. 11):** Finished with six tackles (five solo) while adding a sack. With just over five minutes remaining in the game, shed a block from G Jake Brendel to get to QB Brock Osweiler for a 9-yard sack...**At Seattle (Nov. 15):** Led the defensive line with six tackles (two solo) and a QB pressure. Late in the first quarter, brought down RB Rashaad Penny for a 3-yard loss on a run up the middle...**At Minnesota (Nov. 25):** Paced the defensive line with six tackles (three solo), a sack, a QB pressure and two QB hits. Late in the third quarter, fought off a block from C Pat Elflein to wrap up Cousins for a 9-yard sack on third down as the Vikings were forced to settle for a FG...**Vs. Arizona (Dec. 2):** Led the defensive line with eight tackles (seven solo). Early in the fourth quarter, got a hand up to break up a QB Josh Rosen pass intended for WR Christian Kirk on third down as the Cardinals were forced to punt.

2017: Started all 15 games he appeared in and posted 78 tackles (39 solo), eight tackles for a loss, 4½ sacks, two forced fumbles, 11 QB hits, 10 QB pressures and a pass defended... Led the Green Bay defensive line in tackles and ranked No. 2 in sacks...Registered all 4½ of his sacks in the month of December, second most among NFL defensive tackles behind only Donald (five) and the most ever (since 1982) by a Green Bay DT in the month of December (according to STATS)...**Vs. Seattle (Sept. 10):** Recorded four tackles (one solo), a QB hit and a pass defended. On Seattle's second series, got his left hand up to bat down a Wilson pass on third down to force a three-and-out...**At Minnesota (Oct. 15):** Registered a career-high 10 tackles (five solo), a tackle for a loss, a forced fumble, a QB pressure and a QB hit. Early in the second quarter, fought off a double-team from Elflein and G Jeremiah Sirles as he went low to punch the ball out from RB Jerick McKinnon, the first forced fumble of his career. The fumble was scooped up by LB Clay Matthews at the Green Bay 19 and returned down the sideline 63 yards to the Minnesota 18, helping to set up a TD pass from QB Brett Hundley to WR Davante Adams three plays later...**Vs. New Orleans (Oct. 22):** Posted eight tackles (two solo), two QB pressures and two QB hits. Blocked a K Wil Lutz extra point early in the third quarter, the first blocked extra point by the Packers since Sept. 22, 2013, at Cincinnati (Jones)...**At Pittsburgh (Nov. 26):** Inactive (ankle), his first game missed due to injury in his career...**Vs. Tampa Bay (Dec. 3):** Registered seven tackles (three solo), 1½ sacks, a forced fumble, two QB pressures and one QB hit. Posted his first career sack late in the second quarter, forcing a fumble by QB Jameis Winston that was caught by Lowry at the Green Bay 38 and returned 62 yards for a TD. Late in the fourth quarter, chased down Winston and wrapped him up low for a shared 3-yard sack with Matthews...**At Carolina (Dec. 17):** Tied for second on the team with nine tackles (career-high seven solo) and added a sack and a QB hit. With just under six minutes remaining in the third quarter, fought off a block from C Ryan Kalil to get to QB Cam Newton for a 6-yard sack on third down to force a Carolina punt...**Vs. Minnesota (Dec. 23):** Posted a career-high two sacks along with six tackles (three solo) and two QB hits. In the first quarter, came around on a stunt and beat G Nick Easton to get to QB Case Keenum for a 9-yard sack on third down, which forced a Minnesota punt. Early in the fourth quarter, was credited with a 2-yard sack as he chased Keenum out of bounds.

2016: Played in all 16 games with two starts and registered 33 tackles (14 solo), two tackles for a loss, four QB pressures, three QB hits, two fumble recoveries and two passes defended...Also appeared in all three postseason contests and recorded nine tackles (five solo), including a tackle for a loss, a team-high five QB pressures and a QB hit...**At Jacksonville (Sept. 11):** Appeared on nine plays on defense and five on special teams in his NFL debut, posting an assisted tackle on defense. Became the youngest player to appear in a season

opener for the Packers since Herber (20 years old) in 1930...**At Minnesota (Sept. 18):** Was part of a line that helped limit RB Adrian Peterson to just 19 yards on 12 carries (1.6 avg.), tied for the fourth-lowest yardage total of Peterson's career to that point, with a long of 5 yards...**Vs. Detroit (Sept. 25):** Started his first career game, opening in place of an injured DT Letroy Guion. Registered a season-best five tackles (three solo) and helped limit the Lions to just 50 yards rushing on 23 carries (2.2 avg.) with a long run of 9 yards...**Vs. N.Y. Giants (Oct. 9):** Recorded the first fumble recovery of his career, scooping up a QB Eli Manning fumble at the New York 33 late in the first half and returning it 2 yards to the 31 after Fackrell knocked the ball out on a sack. The turnover helped set up K Mason Crosby's 44-yard FG as time expired in the first half. Added two tackles (one solo), including a tackle for a loss...**Vs. Minnesota (Dec. 24):** Made a key takeaway in the second quarter. With just under 10 minutes remaining, dove on a fumbled snap by Easton to give the Packers the ball at the Minnesota 42, field position that led to a 2-yard Jordy Nelson TD catch three plays later. Late in the third quarter, beat Easton to put a hit on QB Sam Bradford and force an incomplete pass...**Vs. N.Y. Giants (NFC Wild Card, Jan. 8):** Recorded two assisted tackles and a team-high three QB pressures...**At Dallas (NFC Divisional, Jan. 15):** Posted four tackles (three solo), including a tackle for a loss. Late in the third quarter, read a screen pass to RB Ezekiel Elliott, bringing him down behind the line of scrimmage for a 2-yard loss. Added two QB pressures and a QB hit...**2016 Draft:** Selected by the Packers in the first round with the No. 27 overall choice, the second defensive tackle selected in 2016 behind Louisville's Sheldon Rankins (New Orleans, No. 12 overall).

COLLEGE: Played in all 39 games in his three seasons at UCLA with 29 starts, opening the final 29 games of his career for the Bruins...Finished with 164 tackles (96 solo), seven sacks and 20½ tackles for a loss...Majored in African-American studies...**Junior season (2015):** Started all 13 games and earned third-team All-America recognition from *The Associated Press*...Was named first-team All-Pac-12 by both the coaches and the media...Was a team co-captain and appeared on the watch lists for the Bednarik Award, Lombardi Award, Nagurski Trophy and Outland Trophy...Registered career highs in tackles (75), sacks (six) and tackles for a loss (11), ranking second on the team in all three of those categories...Posted a career-high five pass breakups, good for third on the team...Was presented the Henry R. "Red" Sanders Award for the most valuable player on UCLA's defense and the N. N. Sugarman Award for the best leadership on defense...Also was given the Bobby Field UCLA Captains Award and the Bruin Force Award at the annual team banquet...Posted seven tackles (five solo), including a half-tackle for a loss, and scored the first TD of his career when he hauled in a 3-yard pass from Rosen in the third quarter to put the Bruins up, 31-9, vs. Virginia (Sept. 5)...**Sophomore season (2014):** Started all 13 games and earned second-team All-Pac-12 honors...Ranked No. 6 on the team with 58 tackles (31 solo) and added 5½ tackles for a loss, a fumble recovery and a pass defended...Posted five-plus tackles in six contests...**Freshman season (2013):** Appeared in all 13 contests with four starts and registered 31 tackles (18 solo), four tackles for a loss, a sack and a forced fumble...Was presented the Ed Kezirian "Coach K" Award for Academic and Athletic Balance at the team banquet.

PERSONAL: Given name Kenneth Duane Clark Jr. ...Born in San Bernardino, Calif. ...**High school:** Was named the CIF Eastern Division Defensive Player of the Year as a senior in 2012 at Wilmer Amina Carter High School in Rialto, Calif., posting 71 tackles, 11 sacks, five forced fumbles and a fumble recovery to help his team finish 12-1...Was an All-West Region selection by *SuperPrep* and was rated a four-star recruit by both Scout.com and Rivals.com...As a junior,

registered 31 tackles, 17 tackles for a loss and 8½ sacks... In addition to DT, also saw time at T, G and C on offense... Also lettered three years in wrestling, winning a CIF title as a senior when he defeated future UCLA teammate Alex Redmond... **Community involvement:** Hosts an annual youth football camp in the summer in Rialto, Calif. ...Has conducted a toy drive in his hometown of San Bernardino each of the past two years... Visited with kids at the Milwaukee Children's Hospital and helped build a playground with the Milwaukee police... Has spoken to students at numerous high schools around Wisconsin... Has participated in events for the Boys

& Girls Club... Gave a speech to the Army National Guard 157th Maneuver Enhancement Brigade to thank them for their service... Took part in the 13th annual Packers Tailgate Tour in 2018, traveling throughout southern Wisconsin, eastern Iowa and the Milwaukee area to visit fans and raise money for local organizations in each area... Autographed items to help raise money for The Salvation Army... Participated in the Packers Give Back Celebrity Bowling Event to raise money for the Northeast Wisconsin Technical College (NWTC) Promise Scholarship... Visited children's hospitals and worked at youth football camps while he was at UCLA.

NFL debut: at Jacksonville, 9/11/16
First NFL start: vs. Detroit, 9/25/16
First NFL sack: vs. Tampa Bay, 12/3/17 (J.Winston)

CAREER TRANSACTIONS

- 2016 Selected by Green Bay Packers in the first round (27th overall) of '16 NFL Draft, April 28... Signed first contract, June 17.
- 2018 Placed on injured reserve (elbow), Dec. 25.
- 2020 Signed contract extension, Aug. 15.

KENNY CLARK'S NFL REGULAR-SEASON DEFENSIVE STATISTICS

YEAR	TEAM	GP	GS	TACKLES							INTERCEPTIONS					O. FUMB			
				TK	S	A	TFL	YDS	SK	YDS	QBH	NO	YDS	LG	TD	PD	FF	FR	YDS
2016	Packers	16	2	33	14	19	1	1	0.0	0.0	2	0	0	0	0	2	0	2	2
2017	Packers	15	15	78	39	39	6	24	4.5	26.5	6	0	0	0	0	1	2	0	0
2018	Packers	13	13	73	46	27	11	48	6.0	43.0	9	0	0	0	0	3	1	2	0
2019	Packers	16	16	89	52	37	11	34	6.0	36.5	28	0	0	0	0	1	0	0	0
2020	Packers	13	13	42	28	14	3	14	2.0	12.0	6	0	0	0	0	0	0	0	0
NFL TOTALS		73	59	315	179	136	32	121	18.5	118.0	51	0	0	0	0	6	4	4	2

KENNY CLARK'S NFL POSTSEASON DEFENSIVE STATISTICS

YEAR	TEAM	GP	GS	TACKLES							INTERCEPTIONS					O. FUMB			
				TK	S	A	TFL	YDS	SK	YDS	QBH	NO	YDS	LG	TD	PD	FF	FR	YDS
2016	Packers	3	0	9	5	4	1	2	0.0	0.0	0	0	0	0	0	0	0	0	0
2019	Packers	2	2	7	5	2	1	2	1.0	2.0	3	0	0	0	0	0	0	0	0
2020	Packers	2	2	11	6	5	2	11	2.5	15.5	3	0	0	0	0	0	0	0	0
NFL TOTALS		7	4	27	16	11	4	15	3.5	17.5	6	0	0	0	0	0	0	0	0

SINGLE-GAME HIGHS: DEFENSIVE

Total Tackles 10 at Washington, Sep 23, 2018
 10 at Minnesota Vikings, Oct 15, 2017
Sacks 2.0 vs. Chicago Bears, Dec 15, 2019
 2.0 at Los Angeles Rams, Oct 28, 2018
 ...1 more at 2.0.
Passes Defensed 1 vs. Arizona Cardinals, Dec 02, 2018
 1 at Washington, Sep 23, 2018
 ...4 more at 1.

Forced Fumbles 1 vs. Minnesota Vikings, Sep 15, 2019
 1 vs. Buffalo Bills, Sep 30, 2018
 ...2 more at 1.
Fumble Recoveries 1 vs. Buffalo Bills, Sep 30, 2018
 1 vs. Chicago Bears, Sep 09, 2018
 ...2 more at 1.
Tackles For Loss 4 at Los Angeles Rams, Oct 28, 2018
 3 vs. Chicago Bears, Dec 15, 2019

2020 GXG REGULAR SEASON (PACKERS)

DATE	OPPONENT	P/S	TK	S	A	SK	YDS	INT	PD	FF	FR
09/13	at Vikings	S	2	1	0	0.0	0.0	0	0	0	0
09/20	Lions		GAME INACTIVE/INJURY								
09/27	at Saints		GAME INACTIVE/INJURY								
10/05	Falcons		GAME INACTIVE/INJURY								
10/18	at Buccaneers	S	4	2	2	0.0	0.0	0	0	0	0
10/25	at Texans	S	1	1	0	0.0	0.0	0	0	0	0
11/01	Vikings	S	4	4	0	0.0	0.0	0	0	0	0
11/05	at 49ers	S	0	0	0	0.0	0.0	0	0	0	0
11/15	Jaguars	S	5	3	2	0.0	0.0	0	0	0	0
11/22	at Colts	S	6	5	1	1.0	8.0	0	0	0	0
11/29	Bears	S	1	0	1	0.0	0.0	0	0	0	0
12/06	Eagles	S	3	2	1	0.0	0.0	0	0	0	0
12/13	at Lions	S	4	4	0	1.0	4.0	0	0	0	0
12/19	Panthers	S	3	1	2	0.0	0.0	0	0	0	0
12/27	Titans	S	3	3	0	0.0	0.0	0	0	0	0
01/03	at Bears	S	6	2	4	0.0	0.0	0	0	0	0
2020 TOTALS		13-13	42	28	14	2.0	12.0	0	0	0	0

2020 GXG POSTSEASON (PACKERS)

01/16	Rams	S	3	1	2	1.5	10.5	0	0	0	0
01/24	Buccaneers	S	8	5	3	1.0	5.0	0	0	0	0
2020 TOTALS		2-2	11	6	5	2.5	15.5	0	0	0	0

2019 GXG REGULAR SEASON (PACKERS)

DATE	OPPONENT	P/S	TK	S	A	SK	YDS	INT	PD	FF	FR
09/05	at Bears	S	8	3	5	0.5	0.0	0	0	0	0
09/15	Vikings	S	7	4	3	1.0	7.0	0	0	1	0
09/22	Broncos	S	6	3	3	0.0	0.0	0	0	0	0
09/26	Eagles	S	7	3	4	0.0	0.0	0	0	0	0
10/06	at Cowboys	S	3	0	3	0.0	0.0	0	0	0	0
10/14	Lions	S	2	2	0	0.0	0.0	0	0	0	0
10/20	Raiders	S	9	5	4	0.0	0.0	0	0	0	0
10/27	at Chiefs	S	4	3	1	0.0	0.0	0	0	0	0
11/03	at Chargers	S	4	3	1	0.0	0.0	0	0	0	0
11/10	Panthers	S	5	3	2	0.0	0.0	0	0	0	0
11/24	at 49ers	S	3	3	0	0.0	0.0	0	0	0	0
12/01	at Giants	S	6	4	2	0.0	0.0	0	0	0	0
12/08	Washington	S	6	2	4	1.5	14.5	0	0	0	0
12/15	Bears	S	6	6	0	2.0	9.0	0	0	0	0
12/23	at Vikings	S	7	3	4	1.0	6.0	0	0	0	0
12/29	at Lions	S	6	5	1	0.0	0.0	0	0	0	0
2019 TOTALS		16-16	89	52	37	6.0	36.5	0	0	1	0

2019 GXG POSTSEASON (PACKERS)

01/12	Seahawks	S	3	2	1	1.0	2.0	0	0	0	0
01/19	at 49ers	S	4	3	1	0.0	0.0	0	0	0	0
2019 TOTALS		2-2	7	5	2	1.0	2.0	0	0	0	0

2018 GXG REGULAR SEASON (PACKERS)

DATE	OPPONENT	P/S	TK	S	A	SK	YDS	INT	PD	FF	FR
09/09	Bears	S	3	2	1	0.0	0.0	0	0	0	1
09/16	Vikings	S	6	4	2	1.0	7.0	0	1	0	0
09/23	at Washington	S	10	7	3	0.0	0.0	0	1	0	0
09/30	Bills	S	3	2	1	0.0	0.0	0	0	1	1
10/07	at Lions	S	5	3	2	0.0	0.0	0	0	0	0
10/15	49ers	S	8	5	3	1.0	6.0	0	0	0	0
10/28	at Rams	S	8	5	3	2.0	12.0	0	0	0	0
11/04	at Patriots	S	3	1	2	0.0	0.0	0	0	0	0
11/11	Dolphins	S	6	5	1	1.0	9.0	0	0	0	0
11/15	at Seahawks	S	6	2	4	0.0	0.0	0	0	0	0
11/25	at Vikings	S	6	3	3	1.0	9.0	0	0	0	0
12/02	Cardinals	S	8	7	1	0.0	0.0	0	1	0	0
12/09	Falcons	S	1	0	1	0.0	0.0	0	0	0	0
12/16	at Bears	GAME INACTIVE/INJURY									
12/23	at Jets	GAME INACTIVE/INJURY									
12/30	Lions	INJURED RESERVE									
2018 TOTALS	13-13		73	46	27	6.0	43.0	0	3	1	2

2017 GXG REGULAR SEASON (PACKERS)

DATE	OPPONENT	P/S	TK	S	A	SK	YDS	INT	PD	FF	FR
09/10	Seahawks	S	4	1	3	0.0	0.0	0	1	0	0
09/17	at Falcons	S	3	2	1	0.0	0.0	0	0	0	0
09/24	Bengals	S	6	3	3	0.0	0.0	0	0	0	0
09/28	Bears	S	3	1	2	0.0	0.0	0	0	0	0
10/08	at Cowboys	S	4	2	2	0.0	0.0	0	0	0	0
10/15	at Vikings	S	10	5	5	0.0	0.0	0	0	1	0
10/22	Saints	S	8	2	6	0.0	0.0	0	0	0	0
11/06	Lions	S	5	2	3	0.0	0.0	0	0	0	0
11/12	at Bears	S	3	1	2	0.0	0.0	0	0	0	0
11/19	Ravens	S	3	2	1	0.0	0.0	0	0	0	0
11/26	at Steelers	GAME INACTIVE/INJURY									
12/03	Buccaneers	S	7	3	4	1.5	9.5	0	0	1	0
12/10	at Browns	S	4	3	1	0.0	0.0	0	0	0	0
12/17	at Panthers	S	9	7	2	1.0	6.0	0	0	0	0
12/23	Vikings	S	6	3	3	2.0	11.0	0	0	0	0
12/31	at Lions	S	3	2	1	0.0	0.0	0	0	0	0
2017 TOTALS	15-15		78	39	39	4.5	26.5	0	1	2	0

2016 GXG REGULAR SEASON (PACKERS)

DATE	OPPONENT	P/S	TK	S	A	SK	YDS	INT	PD	FF	FR
09/11	at Jaguars	P	1	0	1	0.0	0.0	0	0	0	0
09/18	at Vikings	P	3	0	3	0.0	0.0	0	1	0	0
09/25	Lions	S	5	3	2	0.0	0.0	0	0	0	0
10/09	Giants	P	2	1	1	0.0	0.0	0	0	0	1
10/16	Cowboys	S	3	1	2	0.0	0.0	0	0	0	0
10/20	Bears	P	4	3	1	0.0	0.0	0	0	0	0
10/30	at Falcons	P	1	0	1	0.0	0.0	0	0	0	0
11/06	Colts	P	0	0	0	0.0	0.0	0	0	0	0
11/13	at Titans	P	3	1	2	0.0	0.0	0	0	0	0
11/20	at Washington	P	3	0	3	0.0	0.0	0	0	0	0
11/28	at Eagles	P	0	0	0	0.0	0.0	0	0	0	0
12/04	Texans	P	2	1	1	0.0	0.0	0	0	0	0
12/11	Seahawks	P	5	3	2	0.0	0.0	0	0	0	0
12/18	at Bears	P	0	0	0	0.0	0.0	0	0	0	0
12/24	Vikings	P	0	0	0	0.0	0.0	0	0	0	1
01/01	at Lions	P	1	1	0	0.0	0.0	0	1	0	0
2016 TOTALS	16-2		33	14	19	0.0	0.0	0	2	0	2

2016 GXG POSTSEASON (PACKERS)

01/08	Giants	P	2	0	2	0.0	0.0	0	0	0	0
01/15	at Cowboys	P	4	3	1	0.0	0.0	0	0	0	0
01/22	at Falcons	P	3	2	1	0.0	0.0	0	0	0	0
2016 TOTALS	3-0		9	5	4	0.0	0.0	0	0	0	0

PRESS-GAZETTE ALL-CENTURY TEAM, 1999

Don Hutson..... Player of Century
 Vince Lombardi..... Coach of Century

Offense

Bart Starr Quarterback
 Jim Taylor Fullback
 Paul Hornung Halfback
 Don Hutson Receiver
 James Lofton Receiver
 Sterling Sharpe Receiver
 Forrest Gregg Tackle
 Cal Hubbard Tackle
 Gale Gillingham Guard
 Jerry Kramer Guard
 Jim Ringo Center

Defense

Cal Hubbard Lineman
 Reggie White .. Defensive End
 Willie Davis Defensive End
 Henry Jordan .. Defensive Tackle
 Ray Nitschke Linebacker
 Dave Robinson.... Linebacker
 Fred Carr Linebacker
 Herb Adderley Cornerback
 Willie Buchanan .. Cornerback
 Bobby Dillon..... Safety
 Willie Wood..... Safety

Special Teams

Travis Williams Kick Returner
 Billy Grimes Punt Returner
 Chris Jacke..... Kicker
 Craig Hentrich Punter

HISTORY OF THE SACK STATISTIC

In 1947, the NFL implemented a new team statistic, yards lost attempting to pass. The new category allowed the league to separate gross yards passing from net yards, to more accurately reflect a team's passing performance. Net passing yards included yards lost by backs tackled on passing plays.

In 1963, Seymour Siwoff, president of the league's official statistical company, the Elias Sports Bureau, made a suggestion. Recognizing that the "yards lost attempting to pass" figure needed a complement, he argued for a new category: number of times losing yards attempting to pass. The league agreed, and one of the NFL's top executives, Jim Kensil, first coined the term "sack," which is a dark-ages word, meaning to plunder a captured town. Kensil, who handled NFL public relations among other responsibilities, popularized the term in his stories and publicity materials.

In 1982, convinced by member-team PR directors (many of whom were convinced by their players), Elias and the NFL agreed to make individual sacks an official number. New rules were written, such as only two players can share in a sack.

Today, it's arguably the game's most popular defensive stat. Elias, which also tracks official numbers for MLB, the NBA and the NHL, still has the final word on every challenged sack in the NFL, spending Tuesday or Wednesday in the film room at the league office.

2 MASON CROSBY

Ht: 6-1 Wt: 207 Born: **September 3, 1984**

NFL Games Played/Started: **224/0**

Acquired: **06c-07**

Kicker // Colorado

15th NFL Season // 15th Packers Season



PRO HIGHLIGHTS:

➤ With 1,682 career points, ranks No. 1 on the all-time franchise scoring list, having surpassed K Ryan Longwell (1,054) in 2015. Ranks No. 20 in NFL history in scoring.

➤ Is the all-time franchise leader in field goals (345), 50-yard field goals (39) and extra points (647).

➤ Has not missed a game in his career, playing in 224 straight contests in the regular season. Ranks No. 2 in team history for games played and consecutive games played (QB Brett Favre, 255).

➤ Has kicked the eight longest FGs in franchise history (58-yarder in 2011, two 57-yarders in 2013 and one in 2020, 56-yarders in 2010, 2011 and 2015, 55-yarder in 2014).

➤ Among kickers with 50-plus career attempts, ranks No. 1 in franchise history with a field-goal percentage of 81.75 (345/422).

➤ Ranks No. 4 in the league in field goals of 50-plus yards (39) since 2007 and ranks No. 6 in the NFL with 446 touchbacks over that span.

➤ Among kickers with 10-plus attempts, is tied for No. 4 in the NFL with a 76.9 percentage on field goals of 50-plus yards since 2018 (10 of 13).

➤ Ranks No. 8 in NFL history in extra points made (647).

➤ Set a single-season franchise record (min. one attempt per game) for FG percentage when he connected on all 16 attempts in 2020 (100.0 pct.), eclipsing his mark (2019) and K Jan Stenerud's mark (1981) of 91.67 pct. (22 of 24).

➤ Is the only player in franchise history to record five FGs in a game three times in his career (Week 5 vs. Detroit in 2013, Week 11 at Minnesota in 2015, Week 2 vs. Minnesota in 2018).

➤ Registered a team-record 10 straight 100-point seasons (2007-16), one of only three players in NFL history to register 100-plus points in 10-plus consecutive seasons (Jason Elam, 16, 1993-2008; Adam Vinatieri, 13, 1996-2008).

➤ Is one of only four players in NFL history to register three or more 140-point seasons (2007, 2011, 2013), joining Stephen Gostkowski (seven), Justin Tucker (five) and David Akers (three).

➤ Has posted the top four single-season point totals without a TD in franchise annals.

➤ Made at least one FG in 17 consecutive regular-season games from 2013-14, the longest streak in team history.

➤ Connected on a team-record 23 consecutive FGs over a 15-game span in 2010-11, and has the three longest streaks in team history (19 in 2013-14, 18 in 2019-current).

➤ Tied the single-game franchise record with five FGs (42, 47, 40, 42, 52) in 2014 at Minnesota in Week 11, also becoming the first player in NFL history to post five FGs of 40-plus yards in a game.

➤ Set a franchise record with 68 extra points made in 2011, which is also the third most in NFL history behind only Matt Prater (75 in 2013) and Gostkowski (74 in 2007).

AT A GLANCE ...

- With 1,682 career points, ranks No. 1 on the all-time franchise scoring list, having surpassed K Ryan Longwell (1,054) in 2015. Ranks No. 20 in NFL history in scoring.
- Is the all-time franchise leader in field goals (345), 50-yard field goals (39) and extra points (647).
- Has not missed a game in his career, playing in 224 straight contests in the regular season. Ranks No. 2 in team history for games played and consecutive games played (QB Brett Favre, 255).
- Has kicked the eight longest field goals in franchise history (58-yarder in 2011, two 57-yarders in 2013 and one in 2020, 56-yarders in 2010, 2011 and 2015, 55-yarder in 2014).
- Among kickers with 50-plus career attempts, ranks No. 1 in franchise history with a field-goal percentage of 81.75 (345/422).
- Set a single-season franchise record (min. one attempt per game) for FG percentage when he connected on all 16 attempts in 2020 (100.0 pct.), eclipsing his mark (2019) and K Jan Stenerud's mark (1981) of 91.67 pct. (22 of 24).
- Registered a franchise-record 10 straight 100-point seasons (2007-16), one of only three players in NFL history to register 100-plus points in 10-plus consecutive seasons (Jason Elam, 16, 1993-2008; Adam Vinatieri, 13, 1996-2008).
- Set a club record with 23 consecutive field goals made (2010-11), topping K Chris Jacke's mark of 17 straight in 1993.
- Is the only player in franchise history to record five FGs in a game three times in his career (Week 5 vs. Detroit in 2013, Week 11 at Minnesota in 2015, Week 2 vs. Minnesota in 2018).
- Holds the NFL postseason record for most consecutive FGs made with 23 straight from 2010-16.
- Has scored 159 points during his career in the postseason, No. 1 in team history and No. 4 in NFL playoff annals.

➤ Has been named **NFC Special Teams Player of the Week** a team-record seven times in his career (Week 1, 2007; Week 1, 2010; Weeks 5 and 7, 2011; Week 5, 2013; Week 11, 2015; Week 6, 2018) and **NFC Special Teams Player of the Month** twice (November 2007, October 2013).

➤ Scored in 142 consecutive regular-season games before seeing his streak snapped at Arizona in 2015, the second-longest streak in franchise history behind only Longwell (144 games, 1997-2005).

➤ Holds the NFL postseason record for most consecutive FGs made with 23 straight from 2010-16.

➤ Has appeared in 22 playoff games with the Packers, tied with Favre for the most in team history.

➤ Has made 30 of 33 field goals (90.9 percent) in the postseason, a percentage that ranks No. 3 in NFL history among kickers with 20-plus attempts.

➤ Has scored 159 points during his career in the postseason, No. 1 in team history and No. 4 in NFL playoff annals.

2020 SEASON: Played in all 16 games for the 14th consecutive season and converted all 16 field-goal attempts and 59 of 63 extra-point attempts (93.7 pct.)... Became just the sixth NFL player since 1932 to record a perfect FG percentage in a season (min. one FG attempt per team game) and was the first Packers kicker to lead the

NFL in FG percentage since Stenerud in 1981...Was one of only two kickers in the NFL (Jason Myers) to make all of their FG attempts (min. 10 attempts) in 2020...Finished the season with an active streak of 18 consecutive FGs made dating back to the 2019 season, the third-longest streak in franchise history...Recorded touchbacks on 48 of 82 kickoffs (58.5 pct.) and posted a tackle on special teams... Played in both postseason games and connected on all four of his FG attempts and all four of his extra-point attempts... **At New Orleans (Sept. 27):** Converted all three FG attempts (52, 33, 49) and became the first Packer (since 1950) to score 10-plus points in each of the first three games of the season...**Vs. Minnesota (Nov. 1):** Converted both of his extra-point attempts, but did not handle kickoff duties as he battled injuries to his calf and back... **At San Francisco (Nov. 5):** Converted both of his FG attempts, including a 53-yarder midway through the fourth quarter...**At Detroit (Dec. 13):** Connected on all four of his extra-point attempts and kicked a 57-yard FG, tied for the second-longest made field goal of his career, to give the Packers a 31-21 lead with 3:30 remaining. Also logged four touchbacks on six kickoffs and made a touchdown-saving tackle on Detroit's final kickoff return of the game in the fourth quarter...**Vs. Carolina (Dec. 19):** Drilled a 51-yard kick that gave the Packers a 24-13 lead with 3:39 remaining in regulation. Brought his streak to 18 consecutive FGs made, the third-longest streak in franchise history, and tied a franchise record for the most consecutive made field goals to start a season, matching his mark to start the 2011 campaign...**Vs. Tampa Bay (NFC Championship, Jan. 24):** Appeared in his 22nd career playoff game, tying Favre for No. 1 in team history and tying Gary Anderson for No. 4 in NFL history among kickers. Was true on two FG attempts (24, 26) and both extra-point attempts, bringing his career scoring total in the playoffs to 159 points, moving past Anderson (153) for No. 4 in league history.

2019: Played in all 16 games and connected on 22 of 24 field-goal attempts (91.67 pct.), which is tied with Stenerud (22 of 24 in 1981) for the second-best single-season mark for FG percentage in team history...Ranked No. 5 in the league in FG percentage, the highest ranking by a Green Bay kicker since Longwell in 2003 (No. 4)...Connected on 40 of 41 extra points (97.6 pct.)...Matched his career high with 49 touchbacks and set a single-season career high for touchback percentage at 62.0 (49 of 79)...Registered two tackles on special teams...Was named a first alternate for the Pro Bowl...Played in both playoff games and connected on all six of his extra points...**Vs. Detroit (Oct. 14):** Registered three field goals (37, 48, 23), with the 23-yarder coming as time expired to give Green Bay the 23-22 win. It marked the fourth straight season (2016-19) that he connected on a game-winning FG...**At Kansas City (Oct. 27):** Appearing in his 200th career regular-season game, made all four of his extra points and a 35-yard FG...**At N.Y. Giants (Dec. 1):** Made his lone FG of the afternoon, a 47-yarder early in the second quarter, and all four extra points...**At Detroit (Dec. 29):** Made 3 of 4 field-goal attempts, including a 33-yard game-winning kick as time expired to give Green Bay the 23-20 victory. Registered touchbacks on all five of his kickoffs, giving him back-to-back games with five touchbacks for the first time in his career.

2018: Played in all 16 games and connected on 30 of 37 field goals (81.1 pct.) and 34 of 36 extra points (94.4 pct.), ranking No. 10 in the league in scoring with 124 points... Matched his career high (2013) with five field goals of 50-plus yards (tied for No. 3 in the NFL), the second most in a season in team history behind only Jacke (six in 1993)... Posted 41 touchbacks on 80 kickoffs (51.3 pct.) and a tackle on special teams...**Vs. Minnesota (Sept. 16):** Matched his career high and tied the single-game franchise record

with five field goals (37, 40, 31, 48, 36) on a career-high six attempts (tied team record), becoming the first Packer to register five FGs in three games. Finished with a career-high 17 points, the most by a Packers kicker since Longwell recorded 17 at Arizona on Sept. 24, 2000. Recorded a season-high six touchbacks on kickoffs, tied for the second-best single-game total of his career...**Vs. Buffalo (Sept. 30):** Became just the second player in franchise history (Longwell, at Atlanta, Nov. 13, 2005) to connect on two field goals of 50-plus yards in a regular-season game (two 52-yarders). Became the first player to accomplish the feat at Lambeau Field. Made the first 52-yarder as time expired in the first half and added the second one with just under two minutes remaining in the game...**Vs. San Francisco (Oct. 15):** Connected on all seven of his kicks on the evening (four FGs, three extra points), highlighted by his game-winning 27-yard FG as time expired to give the Packers the 33-30 win. Also made a 51-yard FG early in the third quarter and was named NFC Special Teams Player of the Week for his performance, further extending his team mark by winning the award for the seventh time in his career...**At L.A. Rams (Oct. 28):** Made both of his FG attempts on the afternoon (41, 53), giving him four FGs of 50-plus yards in his last four games...**Vs. Arizona (Dec. 2):** Played in his 188th consecutive regular-season game, moving past T Forrest Gregg (187) for the second-longest streak in franchise history behind only Favre (255)...**Vs. Atlanta (Dec. 9):** Made both of his field goals, connecting from 50 yards and 48 yards, and all four extra points. His 50-yarder was the 300th FG of his career in the regular season as he became the 32nd player in league history with 300-plus FGs. Went over the 100-point mark on the season for the 11th time in his career, further extending his franchise record...**At Chicago (Dec. 16):** Connected on all three of his field-goal attempts (41, 43, 45), his first game with three-plus FGs of 40-plus yards since Nov. 22, 2015, at Minnesota (five FGs).

2017: Played in all 16 games and posted 78 points, connecting on 15 of 19 field-goal attempts (78.9 pct.) and 33 of 35 extra points (94.3 pct.)...Posted 36 touchbacks on 66 kickoffs (54.5 pct.) and added a tackle on special teams...**Vs. Cincinnati (Sept. 24):** Connected on a game-winning 27-yard FG with 6:22 remaining in overtime, his second game-winning kick in his last six regular-season games (Week 15 at Chicago, 2016)...**Vs. Detroit (Nov. 6):** Played in his 168th consecutive regular-season game, moving past LS Rob Davis (167) for the third-longest streak in team history...**At Chicago (Nov. 12):** Connected on a season-high three FGs, including a 50-yarder early in the fourth quarter, as he finished with a season-best 11 points on the afternoon...**At Detroit (Dec. 31):** Had an onside kick recovered by S Jermaine Whitehead on the opening play of the game to give Green Bay possession at its own 49.

2016: Played in all 16 games and scored 122 points, connecting on 26 of 30 field goals (86.7 pct.) and 44 of 47 extra points (93.6 pct.)...Ranked No. 8 in the league in FG percentage...Had 46 touchbacks on 87 kickoffs (52.9 pct.) and added a tackle on special teams...**Vs. Dallas (Oct. 16):** Made all three of his FG attempts for the second straight game, connecting on kicks of 37, 43 and 34 yards...**At Chicago (Dec. 18):** Kicked a 32-yard FG as time expired to give the Packers a 30-27 victory, his first game-winning kick since drilling a 31-yarder as time expired at the N.Y. Giants on Dec. 4, 2011, in Green Bay's 38-35 win...**Vs. Minnesota (Dec. 24):** Registered a season-high five touchbacks on seven kickoffs, keeping the ball away from Pro Bowl return man Cordarrelle Patterson, who didn't have a kickoff return for only the second time on the season...**At Detroit (Jan. 1):** Made his lone FG attempt of the night, a season-long 53-yarder as time expired in the first half to cut Detroit's lead to 14-10...**At Dallas (NFC Divisional,**

Jan. 15): Kicked a 51-yard FG as time expired in the 34-31 win, the longest game-winning kick in NFL postseason history. Had given the Packers a 31-28 lead with 1:33 remaining on a 56-yard FG, the longest FG in team postseason history and the third longest in NFL history. Became the first kicker in NFL history to make two FGs of 50-plus yards in the final two minutes of a playoff game. With the two FGs, has kicked five of the seven longest FGs in franchise playoff history. Tied the NFL single-game playoff record with the two FGs of 50-plus yards, the first time in his career that he connected on two kicks of 50-plus yards (regular season or playoffs). With the two FGs, extended his NFL-record streak of consecutive FGs made in the postseason to 23. Posted touchbacks on all six of his kickoffs, a career high in the postseason...**At Atlanta (NFC Championship, Jan. 22):** Missed a 41-yard FG on Green Bay's opening drive, snapping his NFL-record streak of 23 consecutive FGs made in the postseason.

2015: Connected on 24 of 28 field-goal attempts (85.7 pct.) and all 36 extra points...Was one of only five kickers in the league to convert 100.0 percent of his extra-point attempts, and his 36 were the second most among those players behind only Gostkowski (52)...Registered 41 touchbacks on 78 kickoffs (52.6 pct.) and added a tackle and a forced fumble on special teams...Connected on all four of his FG attempts and all five extra points in the postseason...**Vs. Seattle (Sept. 20):** Made all four of his FG attempts, including a 21-yarder with just under two minutes remaining that gave Green Bay a 10-point lead (27-17) and made him the all-time leading scorer in franchise history as he surpassed Longwell (1,054) for the career mark...**Vs. St. Louis (Oct. 11):** Made his lone FG attempt of the afternoon, a 35-yarder with just over a minute remaining in the game to put Green Bay up, 24-10. The FG was the 277th attempt of his career as he tied Longwell for the career franchise record...**Vs. San Diego (Oct. 18):** Connected on both of his FG attempts, a 23-yarder in the second quarter and a 28-yarder with 2:37 remaining to put Green Bay up by seven points (27-20). His 23-yard FG was the 278th attempt of his career as he surpassed Longwell for the franchise mark...**At Minnesota (Nov. 22):** Tied the single-game franchise record with five FGs (42, 47, 40, 42, 52), becoming the first player in NFL history to post five FGs of 40-plus yards in a game. Earned NFC Special Teams Player of the Week honors for his performance, the sixth time in his career he had won the award, the most in franchise history...**Vs. Chicago (Nov. 26):** Connected on both of his FG attempts, including a 50-yarder as time expired in the first half. It marked only the third time in his career (2008, 2013) that he made a FG of 50-plus yards in back-to-back games...**At Arizona (Dec. 27):** Did not have any extra-point or field-goal attempts, the first scoreless game of his career as his streak of games with at least one point was halted at 142...**Vs. Minnesota (Jan. 3):** With the Packers trailing, 20-13, recorded the first forced fumble of his career when he punched the ball out from Patterson on a tackle at the tail end of a 70-yard return, a fumble that was recovered by DB Micah Hyde at the Green Bay 23. Became the first NFL kicker to force a fumble since Steelers K Shaun Suisham did so vs. Miami on Dec. 8, 2013...**At Arizona (NFC Divisional, Jan. 16):** Made both of his FG attempts, a 28-yarder and a 34-yarder in the second quarter, and both extra points. His 34-yard FG with less than a minute remaining in the first half was his 20th consecutive FG made in the playoffs, a new league postseason record as he topped Akers' mark of 19 straight.

2014: Connected on 27 of 33 field goals (81.8 pct.) and 53 of 55 extra points (two blocks) for 134 points on the season...Was tied for No. 4 in the league in scoring...Made 4 of 7 attempts from 50-plus yards, finishing tied for No.

8 in the NFL in field goals of 50-plus yards...Recorded 41 touchbacks on 99 kickoffs (41.4 pct.) and made two tackles on special teams...Connected on all seven of his field goals in the postseason as he led the team with 24 points in the playoffs...Became the first kicker in team history (min. five attempts) to make 100 percent of his FG attempts in a single postseason...**At Seattle (Sept. 4):** Connected on his lone FG attempt of the evening, a 23-yarder in the second quarter, his franchise-record 16th consecutive game with at least one FG as he surpassed Longwell's record of 15 in 2004-05...**Vs. N.Y. Jets (Sept. 14):** Made all three of his FG attempts, bringing his streak of consecutive FGs made in the regular season to 18, the second-longest streak in team history behind only his own streak of 23 straight from 2010-11. Drilled a 55-yard FG in the second quarter, the longest ever by a Green Bay kicker at Lambeau Field...**At Detroit (Sept. 21):** Saw his team-record streak of 17 straight games with a field goal come to an end as his only points came on a first-quarter extra point...**At Chicago (Sept. 28):** Connected on a 53-yard FG in the third quarter, but saw his streak of consecutive field goals made come to an end at 19 when his 38-yard attempt in the fourth quarter was blocked by DE Willie Young...**Vs. Chicago (Nov. 9):** Drilled a 52-yarder in the third quarter, his sixth consecutive make from 50 yards and out, the longest streak in team history...**Vs. Atlanta (Dec. 8):** Connected on all three of his FG attempts, highlighted by a 53-yarder with 4:33 remaining to extend Green Bay's lead to 43-30. The 53-yarder was the longest ever by a Green Bay kicker at Lambeau Field in the regular season in December/January...**Vs. Dallas (NFC Divisional, Jan. 11):** Made both of his FG attempts (43, 30) and two extra points, bringing his career combined point total to 1,122, surpassing Longwell (1,119) for the most points in the regular season/postseason in team annals...**At Seattle (NFC Championship, Jan. 18):** Connected on all five of his FG attempts, tying an NFL single-game postseason record and topping Don Chandler (four, vs. Oakland, Jan. 14, 1968) for the most in a playoff game in team history. Made a pair of 48-yarders in the fourth quarter, including one with 14 seconds remaining to tie the game at 22 and send the contest into overtime. Brought his career postseason total to 19 field goals, besting the mark of 15 held by Jacke and Longwell.

2013: Played in all 16 games and the team's playoff contest, and matched his career high with 141 points on the season...His point total ranked No. 2 in the NFC and No. 5 in the NFL...Connected on 33 of 37 field goals (89.2 pct.), tying the team single-season record with the 33 FGs (Chestor Marcol, 1972; Longwell, 2000)...Made a career-high five FGs of 50-plus yards, No. 2 in the franchise record books behind only Jacke's six in 1993...Was named the NFC Special Teams Player of the Month for October after leading the NFL with 50 points and 13 FGs...**Vs. Detroit (Oct. 6):** Earned NFC Special Teams Player of the Week honors for the fifth time in his career after tying the single-game franchise record with five FGs in the 22-9 win. Three of the kicks were from 40 yards and out (52, 42, 45)...**At Baltimore (Oct. 13):** Was the team's primary source of scoring for the second straight week, connecting on 4 of 5 FG attempts in the 19-17 victory. It marked the first time in his career that he had made four or more FGs in back-to-back games, and the nine FGs over a two-game span set a franchise record...**At N.Y. Giants (Nov. 17):** Drilled a 57-yard FG on the final play of the first half, the longest FG at MetLife Stadium to that point and the longest outdoor FG in team annals...**At Dallas (Dec. 15):** Converted his lone FG attempt, a 57-yarder that capped the offense's opening drive of the game and set a record for the longest FG in AT&T Stadium history to that point...**At Chicago (Dec. 29):** Made both of his FG attempts (33, 27), the 15th straight game that he had made at least one FG, tying Longwell (2004-05) for the franchise record...**Vs. San**

Francisco (NFC Wild Card, Jan. 5): Was successful on both of his FG tries (34, 24), extending his franchise-record postseason streak to nine consecutive FGs. With eight points during the game, brought his career postseason total to 77, surpassing Jacke (73) for No. 1 in team history.

2012: Appeared in all 16 regular-season games and both playoff contests and led the team in scoring with 113 points...Connected on 21 of 33 field goals (63.6 pct.) on the season and 19 of 24 (79.2 pct.) from 49 yards and in...Converted all 50 of his extra-point attempts and posted 35 touchbacks on the season...**Vs. Chicago (Sept. 13):** Made all three of his FG attempts, highlighted by a 54-yarder in the fourth quarter that marked the longest FG by a Green Bay kicker in Lambeau Field history to that point (previous mark was 53 yards by several others). Also had a hand in a fake FG late in the first half that resulted in a 27-yard TD pass from P Tim Masthay to TE Tom Crabtree. Released out to the left side of the field to fake a pass pattern, drawing CB Charles Tillman away from the play...**At St. Louis (Oct. 21):** Tied his season high with three field goals. Successfully executed a surprise onside kick that followed the Packers' first TD in the first quarter. Bounced a high kick that was bobbed by CB Trumaine Johnson and was eventually recovered by LB Jamari Lattimore at the St. Louis 49.

2011: Ranked No. 3 in the league among kickers with 140 points as he became just the sixth player in league history at the time to register two or more 140-point seasons...Connected on 24 of 28 field goals, an 85.7 percentage that ranked No. 10 in the NFL...Converted a franchise-record 68 PATs, the third most in a season in league history...Was named a first alternate for the Pro Bowl...Earned Mid-season All-Pro honors from *Pro Football Weekly*...Ranked No. 3 in the NFL with a career-high 49 touchbacks...Contributed three special teams tackles and his first career fumble recovery on special teams (vs. Detroit, Week 17)...**Vs. Denver (Oct. 2):** Connected on all seven of his PATs, a career high. Successfully converted a surprise onside kick late in the first quarter, his third consecutive successful attempt dating back to the 2009 playoffs...**At Atlanta (Oct. 9):** Earned NFC Special Teams Player of the Week honors as he connected on a season-high four FGs. Drilled a 56-yarder in the third quarter, equaling his previous long set at Philadelphia in Week 1 of 2010...**At Minnesota (Oct. 23):** Earned NFC Special Teams Player of the Week honors for the second time in three weeks. Surpassed Jacke (17 FGs in 1993) by converting his 18th straight FG, a 39-yarder in the second quarter. Also set a franchise record when he hit a 58-yard FG in the waning moments of the third quarter, the second-longest FG in the NFL on the season (Oakland's Sebastian Janikowski, 63). Matched his season high with four FGs on the afternoon...**Vs. Tampa Bay (Nov. 20):** Hit the 600-point mark in his 74th career game, the second fastest in team history to that total behind only Paul Hornung (71 games). Saw his franchise-record streak of consecutive field goals come to an end at 23 when his 29-yard attempt in the fourth quarter hit the right upright...**At N.Y. Giants (Dec. 4):** Made

the second game-winning kick of his career when he split the uprights from 31 yards out as time expired to give the Packers a 38-35 win...**Vs. Oakland (Dec. 11):** Posted a season-high 16 points, matching his season high with four FGs along with four PATs. Set a new league record for the most points by a player in his first five seasons in the NFL, passing Chip Lohmiller's mark of 625. Also recorded a career-high seven touchbacks.

2010: Played all 16 games and posted 112 points, good for No. 5 in the NFC and No. 11 in the NFL among kickers...Cleared the 100-point plateau for the fourth straight season, connecting on 22 of 28 field goals (78.6 pct.) and all 46 of his extra-point attempts...Was 10 of 14 (71.4 pct.) from 40 yards and out...Successfully converted an onside kick and registered three tackles on special teams...Made 3 of 4 field-goal attempts and all 16 extra points in the postseason, with his 25 points ranking tied for No. 2 in franchise history for a single postseason behind only Jacke's 26 in 1996...**At Philadelphia (Sept. 12):** Opened the season by drilling a then-franchise-record 56-yard field goal as time expired in the first half. Also was good from 49 yards out earlier in the second quarter as part of a performance that earned him NFC Special Teams Player of the Week honors, the first time he had received the award since taking home the honor for his NFL debut vs. Philadelphia in 2007...**At N.Y. Jets (Oct. 31):** Was responsible for all of the points in a defensive battle, connecting on field goals of 20, 41 and 40 yards in the 9-0 win...**At New England (Dec. 19):** Began the game with a perfectly executed onside kick on the opening kickoff. Sprayed the ball wide to his right as S Nick Collins recovered it near the sideline at the Green Bay 47. Combined with his successful attempt at Arizona in the 2009 Wild Card contest, the play was his second straight conversion on an onside kick. The Packers drove 40 yards in 11 plays following the onside to set up his 31-yard FG...**Vs. N.Y. Giants (Dec. 26):** Was good on all six extra points and his lone FG attempt to eclipse the 500-point mark for his career. By doing so in his 63rd game, became the second fastest in team history to 500 points behind only Hornung (60 games).

2009: Led team with 129 points, the fifth-highest single-season point total without a TD in team history...Connected on 27 of 36 FG attempts (75.0 pct.) and 48 of 49 PATs (98.0 pct.)...Ranked No. 4 among NFL kickers in scoring and tied for No. 6 in FGs made...Posted 12 touchbacks on kickoffs and two tackles on special teams...**Vs. Cincinnati (Sept. 20):** Connected on a 45-yard FG late in the fourth quarter, with an onside kick on the ensuing play recovered by CB Tramon Williams, the first successful onside attempt by the Packers since Dec. 3, 2006...**Vs. Detroit (Oct. 18):** Connected on a season-high four FGs and posted a season-high 14 points...**At Arizona (NFC Wild Card, Jan. 10):** Perfectly executed an onside kick midway through the third quarter, the first by a Packers kicker in the postseason since Josh Bidwell (at St. Louis, Jan. 20, 2002). With the Packers trailing, 31-17, his one-bounce kickoff was recovered in the air by CB Brandon Underwood at Green Bay's 43; the offense

PACKERS IN GOSSELIN'S SPECIAL TEAMS RANKINGS

Rick Gossein, who covered the NFL and the Dallas Cowboys for the *Dallas Morning News*, produces an annual NFL special teams poll, which objectively grades teams by their rankings in 22 kicking-game categories. Gossein suggests that quality special teams give clubs an edge in a parity-driven league. A closer look at the Packers' history in the standings:

1990	4th	1998	9th	2006	32nd	2014	32nd
1991	19th	1999	25th	2007	tied-7th	2015	17th
1992	24th	2000	12th	2008	26th	2016	29th
1993	4th	2001	21st	2009	31st	2017	16th
1994	18th	2002	15th	2010	29th	2018	32nd
1995	21st	2003	8th	2011	tied-13th	2019	26th
1996	7th	2004	9th	2012	12th	2020	29th
1997	7th	2005	32nd	2013	19th		

utilized the field position by scoring a TD in eight plays to narrow the Cardinals' lead to 31-24. Matched his own team playoff record with six PATs (vs. Seattle, Jan. 12, 2008).

2008: Played in every game and was tied for No. 7 in the NFL among kickers with 127 points...Was tied for No. 3 in the NFC and tied for No. 6 in the NFL with 17 touchbacks, the most by a Packers kicker since 1972 (Marcol, 28) and the most since kickoffs were moved back to the 30-yard line in 1994...Connected on 27 of 34 FG attempts (79.4 pct.) and all 46 PATs...Registered four special teams tackles...**Vs. Chicago (Nov. 16):** Connected on a season-long 53-yard FG right before halftime to put the Packers up, 17-3, and added FGs from 33 and 45 in the fourth quarter, giving him his first game of the season and fourth career game with two 45-plus-yard FGs.

2007: Played in all 16 games, plus both playoff contests, making 31 of 39 FG attempts (79.5 pct.) and all 48 PAT tries in the regular season, and going 2 for 2 on FGs and 8 for 8 on PATs during the postseason...Beat out incumbent Dave Rayner for kicking duties in the preseason and went on to capture the league scoring title with 141 points, the first rookie to do so in 22 years, and earned All-Rookie honors from the *Dallas Morning News*...Also posted 14 touchbacks, good for third in the NFC and sixth in the league, and the most by a Green Bay kicker in 16 years (Jacke, 15 in 1991)...Contributed a career-high six tackles on special teams...Named NFC Special Teams Player of the Month in November when he made 12 of 15 FGs over a five-game stretch, including five from 45 yards or longer...**Vs. Philadelphia (Sept. 9):** Hit a 53-yard FG, his first career FG, and a game-winning 42-yarder with two seconds left in his first professional contest to earn NFC Special Teams Player of the Week honors. According to the Elias Sports Bureau, he became the first player in league history to kick a game-winning FG in the final minute as well as a 50-yard FG in his first NFL game...**At Kansas City (Nov. 4):** Made 4 of 5 FG attempts (48, 36, 32, 45), plus all three PATs, for a season-high 15 points. His 45-yard conversion gave Green Bay a 26-22 fourth-quarter lead in the eventual 33-22 win...**At St. Louis (Dec. 16):** Made all four FG attempts (44, 50, 25 and 46 yards) and all three PATs, plus two touchbacks, earning him Diet Pepsi NFL Rookie of the Week honors as he matched his season high with 15 points...**Vs. Detroit (Dec. 30):** Made FGs of 33 and 35 yards, plus all four PATs. In the fourth quarter, kicked a 35-yard FG, his last points of the season that allowed him to take the league scoring title from New England WR Randy Moss...**2007 Draft:** Was the third of Green Bay's three consecutive sixth-round picks (193rd overall) and the third K selected. Was the first player from Colorado drafted by the Packers since DT Darius Holland (third round) in 1995.

COLLEGE: Established a total of 31 game, season and career records at Colorado, where he held the all-time records for points scored (307), FGs made (66) and attempted (88), PATs made (109) and attempted (117), FG percentage (75.0) and longest FG made (60 yards)...His FGs made, attempted and percentage also set Big 12 Conference career marks...Earned various first-team All-America honors his final two seasons and was a semifinalist for the Lou Groza Award his final three years, finishing runner-up after a superb 2005 campaign...Hit a 58-yard FG at Miami (Sept. 24) that season, the longest FG at "sea level" in NCAA Division I-A history without a tee, and one of four 50-plus FGs he made on the road that year...Made 10 of 14 FGs from 50-plus his sophomore and junior seasons combined before falling off that pace as a senior when he missed seven of nine from 50-plus, including attempts from 63 (vs. Montana State) and 65 (vs. Iowa State), the latter falling less than a yard short...Made two FGs of 50-plus in one game three

times in his career...Missed only two PATs over his final three years in college, making 78 of 80 (97.5 percent), including 60 straight to conclude his career...Recorded 138 touchbacks on 203 career kickoffs (68.0 percent), including 88 that went through the end zone...Majored in communication...**Senior season (2006):** Was a first-team All-America selection by *The NFL Draft Report*, *Pro Football Weekly* and the Walter Camp Foundation, adding third-team honors from *The Associated Press*...Was an All-Big 12 Conference first-team choice for the third consecutive year, only the seventh player in school history to achieve that feat...Scored 76 points on 19 of 28 FGs and 19 of 19 PATs...Six of his misses were on long-range attempts (three from 50-59 yards, three from past 60 yards)...Only 15 of his 43 kickoffs were returned, with 11 of 27 touchbacks out of the end zone...The opposition's average starting point after kickoffs was the 22-yard line...Tried the first and only punt of his career in the season opener vs. Montana St. (Sept. 2), good for 43 yards...Converted a 40-yard FG in second quarter vs. Colorado St. (Sept. 9), his 49th FG, to surpass Jeremy Aldrich for the most FGs in a CU career...With two FGs and one PAT at Missouri (Sept. 30), became the school's all-time leading scorer, besting previous record holder RB Eric Bieniemy (254 points)...Closed his career by becoming the first Colorado placekicker to play in the Senior Bowl, where he helped the North to a 27-0 win with nine points on three PATs and FGs of 38 and 21 yards...**Junior season (2005):** Became the first Colorado placekicker to earn consensus All-America first-team honors (*AP*, the Football Writers Association of America, *Sporting News*, *The NFL Draft Report*, *Sl.com*, *Walter Camp* and *Rivals.com*)...Runner-up for the Lou Groza Award by just six points to Oregon State's Alexis Serna...Unanimous All-Big 12 first-team choice and named Special Teams Player of the Year by the league's coaches...Led the team in scoring with 94 points, converting all 31 PATs and 21 of 28 FGs...Was 5 of 7 from beyond 50 yards, with four of the five successful attempts coming on the road, and 8 of 11 from 40 to 49 yards...Also led the nation in FGs made from 50 yards or more for the second straight year, and led the nation in average distance per FG made at 41.2 yards...Only 18 of his 61 kickoffs were returned, with 33 of his 43 touchbacks out of the end zone...Earned Big 12 Player of the Week honors four times (vs. Colorado State, at Miami, at Kansas State and at Missouri), joining Texas Tech QB Kliff Kingsbury (2002) as the only other Big 12 player to receive the honor at least four times in a season...Opened the season vs. Colorado State on his 21st birthday (Sept. 3) by booting a 48-yard FG to tie the score at 21 with 2:32 left and then hitting the first of two game-winning kicks in his career, a 47-yarder with just four seconds left...Had the other game winner at Kansas State (Oct. 29), a 50-yarder with six seconds left in swirling winds for a 23-20 victory; that came after already making a 52-yard kick in the second quarter...**Sophomore season (2004):** Named a unanimous All-Big 12 first-team selection and semifinalist for the Lou Groza Award...Earned second-team All-America accolades from *The NFL Draft Report* and *Rivals.com*, adding honorable mention from *Sports Illustrated*...Led the NCAA in FGs made from 50-plus yards with six (topping Ohio State's Mike Nugent, the Groza winner, who had five), and connected on 23 of 29 FGs overall (19 of 23 regular season, 4 of 6 in Houston Bowl)...Scored 85 points, making 28 of 30 PATs...Only 17 of his 59 kickoffs were returned, with 26 of 41 touchbacks out of the end zone...Won the first of two Bill McCartney awards (also in 2005), given to the team's most outstanding special teams player as selected by the coaches...Became just the 10th player in NCAA history to make a 60-yard or longer FG without a tee when he nailed a 60-yarder vs. Iowa State (Oct. 16), the longest in the nation in 2004; had three other FGs in that 19-14 win, including a 54-yarder for the first of his three career games with two FGs of 50-plus...**Freshman**

season (2003): Became only the second true freshman to handle the placekicking chores in a CU season opener in school history...Set a Colorado record for the most points scored by a freshman with 52...Connected on 31 of 37 PATs and 7 of 9 FGs...Only 10 of his 37 kickoffs were returned, with 17 of 26 touchbacks out of the end zone...Made his first five career FGs, one shy of the school record.

PERSONAL: Given name Mason Walker Crosby... Born in Lubbock, Texas...He and his wife, Molly, have a 11-year-old son, Nolan, a 8-year-old daughter, Charlotte, a 6-year-old daughter, Elizabeth, and 4-year-old twin daughters, Felicity and Christine...His father, Jim, was a running back in college at Texas-El Paso and graduated from Texas Tech...Received the male career athletic achievement award at Colorado's annual CUSPY awards ceremony (Colorado University Sports Performers of the Year)...Is in Colorado's Folsom Field's Ring of Fame...Filmed an NFL.com fantasy football ad spot that showed him booting three footballs into the local Brown County Courthouse bell tower...Also partnered with the famous Radio City Rockettes dance team as part of an advance promotional event prior to their visit to Green Bay for a performance during the 2008 regular season...Well known for a routine that features their trademark kicking steps, the dancers joined Crosby at Ray Nitschke Field to receive instruction on football-kicking techniques...**High school:** As a junior and senior at Georgetown (Texas) High School, earned first-team All-District 13-5A honors as a K, P and FS, adding All-Central Texas region recognition at K...Was named to the All-Midlands team by *PrepStar*, while *Rivals.com* ranked him as the third-best placekicker in the nation... During his final two seasons, converted 15 of 21 FGs (long of 59) and 40 of 45 PATs...Owned a 38.2-yard average for 100 punts (64 long), with 18 punts downed inside the 20-yard line, including five inside the 5...At FS those two years, recorded 136 tackles (51 solo, 18 for loss) with six INTs, seven passes broken up, three forced fumbles and four recoveries...As a senior, made the longest FG in Texas prep football in eight years and tied for the third longest in state history with a career-best 59-yarder vs. Cedar Park High...Also had a 61-yard punt in the game...Had seven

tackles and two INTs, returning one for a TD and kicking the PAT following the score vs. Round Rock...Also earned two letters in soccer (defense/midfielder), receiving all-district honors as both a sophomore (14 goals) and junior (17 goals)...**Community involvement:** Hosted "Camp Crosby," an athletic camp for kids in Georgetown, Texas, in July 2013...In May 2012 and April 2014, traveled the state as a member of the Packers' annual Tailgate Tour, making scheduled and surprise visits to various communities... Took part in the Beyond the Lights Celebrity Golf Classic charity tournament featuring several members from the "Friday Night Lights" movie and television show; proceeds go to support spinal-cord injury research...Also serves on the board of directors for a charity based in his hometown called Eagle Locker, an organization that aims to raise awareness of the homeless teen problem in Georgetown and to obtain city funding to build a center for homeless teens that would provide shelter, counseling and academic assistance. In the past, has paid for a group of Eagle Locker teens to go on a shopping spree for shoes and other needed clothes...Served as a celebrity bartender at a House of Hope event in Green Bay. The House of Hope provides shelter to homeless pregnant and/or parenting young mothers and their children...To support military, has participated in the sendoff of the local Bravo 127th, played an Xbox game with a soldier overseas in the "Pro vs. GI Joe" challenge and in February 2010 went aboard the USS John C. Stennis, a nuclear-powered Navy supercarrier, to watch Super Bowl XLIV with more than 2,000 sailors...Has participated in the Brett Favre, Donald Driver and Jordy Nelson celebrity softball games, the Edgar Bennett Celebrity Bowl-A-Thon, the Al Harris Stars and Strikes celebrity bowling event, the Greg Jennings Celebrity golf event, the Coaches Classic Golf Tournament in Las Vegas and the Vince Lombardi Award of Excellence Dinner Ball...Has rung bells for The Salvation Army during the holidays, attended the local Families of Children With Cancer holiday party, spoken to area high school students about the value of an education and the importance of staying in school, and donated autographed footballs and jerseys to his hometown high school for separate fundraisers.

NFL debut: vs. Philadelphia, 9/9/07
First NFL field goal: vs. Philadelphia, 9/9/07 (53 yards)

CAREER TRANSACTIONS

- 2007 Selected by Green Bay Packers as third of three choices in the sixth round (193rd overall) of '07 NFL Draft, April 29...Signed first contract, July 23.
- 2011 Re-signed by Packers as unrestricted free agent, July 30.
- 2016 Signed contract extension, March 2.
- 2020 Signed contract extension, Feb. 24.

MASON CROSBY'S NFL REGULAR-SEASON KICKING STATISTICS

DATE	TEAM	GP	FGM	FGA	PCT.	LG	XP	XPA	PCT.	BLK	PTS
2007	Packers	16	31	39	79.5	53	48	48	100.0	1	141
2008	Packers	16	27	34	79.4	53	46	46	100.0	2	127
2009	Packers	16	27	36	75.0	52	48	49	98.0	0	129
2010	Packers	16	22	28	78.6	56	46	46	100.0	2	112
2011	Packers	16	24	28	85.7	58	68	69	98.6	0	140
2012	Packers	16	21	33	63.6	54	50	50	100.0	0	113
2013	Packers	16	33	37	89.2	57	42	42	100.0	0	141
2014	Packers	16	27	33	81.8	55	53	55	96.4	3	134
2015	Packers	16	24	28	85.7	56	36	36	100.0	1	108
2016	Packers	16	26	30	86.7	53	44	47	93.6	1	122
2017	Packers	16	15	19	78.9	50	33	35	94.3	1	78
2018	Packers	16	30	37	81.1	53	34	36	94.4	0	124
2019	Packers	16	22	24	91.7	54	40	41	97.6	0	106
2020	Packers	16	16	16	100.0	57	59	63	93.7	0	107
NFL TOTALS		224	345	422	81.8	58	647	663	97.6	11	1,682

MASON CROSBY'S NFL POSTSEASON KICKING STATISTICS

DATE	TEAM	GP	FGM	FGA	PCT.	LG	XP	XPA	PCT.	BLK	PTS
2007	Packers	2	2	2	100.0	37	8	8	100.0	0	14
2009	Packers	1	1	2	50.0	20	6	6	100.0	0	9
2010	Packers	4	3	4	75.0	43	16	16	100.0	0	25
2011	Packers	1	2	2	100.0	47	2	2	100.0	0	8
2012	Packers	2	2	2	100.0	31	7	7	100.0	0	13
2013	Packers	1	2	2	100.0	34	2	2	100.0	0	8
2014	Packers	2	7	7	100.0	48	3	3	100.0	0	24
2015	Packers	2	4	4	100.0	43	5	5	100.0	0	17
2016	Packers	3	3	4	75.0	56	10	10	100.0	0	19
2019	Packers	2	0	0	0.0	0	6	6	100.0	0	6
2020	Packers	2	4	4	100.0	39	4	4	100.0	0	16
NFL TOTALS		22	30	33	90.9	56	69	69	100.0	0	159

MASON CROSBY'S NFL REGULAR-SEASON FIELD-GOAL ACCURACY STATISTICS

DATE	TEAM	1-19	PCT.	20-29	PCT.	30-39	PCT.	40-49	PCT.	50+	PCT.
2007	Packers	1-1	100.0	8-8	100.0	10-11	90.9	9-14	64.3	3-5	60.0
2008	Packers	1-1	100.0	8-8	100.0	10-13	76.9	5-6	83.3	3-6	50.0
2009	Packers	1-1	100.0	13-13	100.0	7-9	77.8	4-7	57.1	2-6	33.3
2010	Packers	1-1	100.0	7-8	87.5	4-5	80.0	8-10	80.0	2-4	50.0
2011	Packers	1-1	100.0	4-5	80.0	14-14	100.0	3-5	60.0	2-3	66.7
2012	Packers	0-0	0.0	5-5	100.0	5-7	71.4	9-12	75.0	2-9	22.2
2013	Packers	1-1	100.0	13-13	100.0	8-8	100.0	6-8	75.0	5-7	71.4
2014	Packers	0-0	0.0	7-7	100.0	11-12	91.7	5-7	71.4	4-7	57.1
2015	Packers	1-1	100.0	7-7	100.0	4-4	100.0	8-11	72.7	4-5	80.0
2016	Packers	1-1	100.0	6-6	100.0	13-15	86.7	5-6	83.3	1-2	50.0
2017	Packers	0-0	0.0	8-8	100.0	2-4	50.0	4-4	100.0	1-3	33.3
2018	Packers	0-0	0.0	4-4	100.0	10-11	90.9	11-15	73.3	5-7	71.4
2019	Packers	1-1	100.0	2-2	100.0	11-11	100.0	7-8	87.5	1-2	50.0
2020	Packers	1-1	100.0	1-1	100.0	5-5	100.0	5-5	100.0	4-4	100.0
NFL TOTALS		10-10	100.0	93-95	97.9	114-129	88.4	89-118	75.4	39-70	55.7

MASON CROSBY'S NFL POSTSEASON FIELD-GOAL ACCURACY STATISTICS

DATE	TEAM	1-19	PCT.	20-29	PCT.	30-39	PCT.	40-49	PCT.	50+	PCT.
2007	Packers	0-0	0.0	0-0	0.0	2-2	100.0	0-0	0.0	0-0	0.0
2009	Packers	0-0	0.0	1-1	100.0	0-0	0.0	0-0	0.0	0-1	0.0
2010	Packers	0-0	0.0	1-1	100.0	1-1	100.0	1-1	100.0	0-1	0.0
2011	Packers	0-0	0.0	0-0	0.0	1-1	100.0	1-1	100.0	0-0	0.0
2012	Packers	0-0	0.0	1-1	100.0	1-1	100.0	0-0	0.0	0-0	0.0
2013	Packers	0-0	0.0	1-1	100.0	1-1	100.0	0-0	0.0	0-0	0.0
2014	Packers	2-2	100.0	0-0	0.0	1-1	100.0	4-4	100.0	0-0	0.0
2015	Packers	0-0	0.0	2-2	100.0	1-1	100.0	1-1	100.0	0-0	0.0
2016	Packers	0-0	0.0	0-0	0.0	1-1	100.0	0-1	0.0	2-2	100.0
2019	Packers	0-0	0.0	0-0	0.0	0-0	0.0	0-0	0.0	0-0	0.0
2020	Packers	0-0	0.0	3-3	100.0	1-1	100.0	0-0	0.0	0-0	0.0
NFL TOTALS		2-2	100.0	9-9	100.0	10-10	100.0	7-8	87.5	2-4	50.0

SINGLE-GAME HIGHS: KICKER

Field Goals Made 5 vs. Minnesota Vikings, Sep 16, 2018
5 at Minnesota Vikings, Nov 22, 2015
...1 more at 5.

Field Goal Attempts 6 vs. Minnesota Vikings, Sep 16, 2018
5 at Detroit Lions, Oct 07, 2018
...5 more at 5.

Longest Field Goals Made 58 at Minnesota Vikings, Oct 23, 2011
57 at Detroit Lions, Dec 13, 2020
...2 more at 57.

PATs Made 7 vs. Chicago Bears, Nov 09, 2014
7 vs. Tennessee Titans, Dec 23, 2012
...1 more at 7.

PAT Attempts 7 vs. Chicago Bears, Nov 09, 2014
7 vs. Tennessee Titans, Dec 23, 2012
...1 more at 7.

Points 17 vs. Minnesota Vikings, Sep 16, 2018
16 at Minnesota Vikings, Nov 22, 2015
...2 more at 16.

Special Teams Tackles 2 at Dallas Cowboys, Nov 29, 2007
1 at Detroit Lions, Dec 13, 2020
...24 more at 1.

NFC NORTH COMPOSITE STANDINGS, 2002-PRESENT

	—Division—				—Overall—				—North Titles—	
	W	L	T	Pct	W	L	T	Pct	No.	Years
Green Bay	77	35	2	.684	189	113	2	.625	11	2002-04, 2007, 2011-14, 2016, 2019-20
Minnesota	59	53	2	.526	156	146	2	.516	4	2008-09, 2015, 2017
Chicago	53	61	0	.465	147	157	0	.484	4	2005-06, 2010, 2018
Detroit	37	77	0	.325	108	195	1	.357	0	

*regular season only

KICK BY KICK

- 2007:** (53G,37G,42G) (42N) (28G) (28G,44G,33G) (37G,37G) (46N,37G,38N) (19G,26G) (48G,36G,52N,32G,45G) (39G,24G) (49B,49N,47G) (20G,20G,26G) (47G,52G) (43N,44G,52N) (44G,50G,25G,46G) () (33G,35G)
Postseason: () (36G,37G)
- 2008:** (42G,33B) (25G,39G) (36G,38G,33G) () (53N,50G) (29G,51G) (31G,36N,29G) (23G,25G,38G) (47G,40G,52N) (53G,33G,45G) () (32G,44G,19G) () (22G,23G,38G) (46N,28G,38B) (69N,36G)
- 2009:** (49N,52G,39G) (55N,45G) (48G,38G,25G) (31G) (46G,28G,31G,26G) (55N,18G) (37G,26G,51N) () (52N,48G) (23G,27G,27G) (43N,20G,25G) (28G,38N,32G) (33G,26G,42N) (34N) (29G,52G) (26G)
Postseason: (54N,20G)
- 2010:** (49G,56G) (44G,24G) (38G,37B) () (52G,36G,48N,53N) (46G,26G) () (20G,45N,41G,40G) (54B,26G) (42G) (22G) (29N,43G,24G) (42G) (31G,19G) (31G) (23G)
Postseason: () (50N,43G,32G) () (23G)
- 2011:** () (37G,19G,34G) (37G,28G) () (32G,35G,56G,30G) (32G) (39G,45G,24G,58G) (47G) (25G) (29N) (35G,32G) (43N,31G) (34G,38G,49G,33G) (54N) () (22G,47N)
Postseason: (47G,35G)
- 2012:** () (48G,35G,54G) (29G,40G) () (52N,51N) () (47G,58N,23G,48G) (32N,25G) (44N,33G) (50N,38N,39G) (55N,28G) (30G,53N,47G,31G) (49G,51N,41G) (43N,42N) (26G,48G) (51G,40G)
Postseason: (20G) (31G)
- 2013:** () (28G) (41G,19G,26G) (26G,52G,31G,42G,45G) (45G,44N,31G,50G,31G) (26G,52N) (30G,20G,45G) (30G,23G) (53N,42N,26G,35G) (24G,57G) (27G,20G) (54G) (40G,33G,25G) (57G) (22G) (33G,27G)
Postseason: (34G,24G)
- 2014:** (23G) (31G,20G,55G) () (53G,38B) () (43G,30G) (34G) (31G,49G,27G) (20G,52G) (27G,33G,50N) (48G) (32G,35G,33G,40N,28G) (38G,33G,53G) (45G,53B,34G) (48N,42G,25G) (52B)
Postseason: (40G,30G) (18G,19G,40G,48G,48G)
- 2015:** (37G) (54G,18G,44G,21G) (44G) (44N,31G) (35G) (23G,28G) (56G) () (44G,52N) (42G,47G,40G,42G,52G) (22G,50G) (41N) () (24G,21G,33G,49B) () (28G,43G)
Postseason: (43G,29G) (28G,34G)
- 2016:** (25G,20G) () (36G,46G) (44G,33G,25G) (37G,43G,34G) (32G,40G,31B) (29G) (34G,48N,27G) (29G,38G) (36G,36N) (33G,32G) () (51N,38G) (34G,18G,32G) (48G) (53G)
Postseason: (32G) (56G,51G) (41N)
- 2017:** (40G) (28G) (28G,27G) () (22G) (26G) (59N,46G) (38B,35G) (40G,24G,50G,35N) () (57N) (37G,22G) () (28G) () (41G)
- 2018:** (42G) (37G,40G,31G,48G,36G,52N) (41G) (52G,36G,52G) (41N,42N,38N,56N,41G) (29G,39G,51G,27G) (41G,53G) (29G) (38G) (47N,36G) (38G) (32G,49N) (50G,48G) (41G,43G,45G) (42G,29G,38G) ()
- 2019:** (39G) () (42G,41G,45N) (30G,31G) (20G,38G) (37G,48G,23G) () (35G) (54G) (47G) () (47G) (32G,33G) () (42G,33G,19G) (32G,51N,40G,33G)
- 2020:** (31G,43G) (43G,35G) (52G,43G,49G) (48G) (39G) () () (19G,53G) (39G) (26G) () (40G) (57G) (51G) () ()
Postseason: (24G,39G) (24G,26G)

Special teams tackles — 6 in 2007, 1 in '07 playoffs, 4 in 2008, 2 in 2009, 1 in '09 playoffs, 3 in 2010, 1 in '10 playoffs, 3 in 2011, 1 in 2013, 1 in 2015, 1 in 2016, 1 in 2017, 1 in 2018, 2 in 2019, 1 in 2020; NFL total: 26.

MOST DIVISION TITLES, 1995-2020

- | | |
|---|--|
| 19 New England AFC East 1996-97, 2001, '03-07, '09-19 | 5 Atlanta NFC West 1998; NFC South 2004, '10, '12, '16 |
| 14 Green Bay NFC Central 1995-97, NFC North 2002-04, '07, '11-'14, '16, '19-20 | Chicago NFC Central 2001; NFC North 2005-06, '10, '18 |
| 13 Pittsburgh AFC Central 1995-97, 2001, AFC North 2002, 04, 07-08, '10, '14, '16-17, '20 | N.Y. Giants NFC East 1997, 2000, '05, '08, '11 |
| 10 Indianapolis AFC East 1999; AFC South 2003-07, '09-10, '13-14 | St. Louis/L.A. Rams NFC West 1999, 2001, '03, '17-18 |
| Seattle AFC West 1999; NFC West 2004-07, '10, '13-14, '16, '20 | San Diego/L.A. Chargers AFC West 2004, '06-09 |
| 9 Kansas City AFC West 1995, '97, 2003, '10, '16-20 | 4 Cincinnati AFC North 2005, '09, '13, '15 |
| Philadelphia NFC East 2001-04, '06, '10, '13, '17, '19 | Tampa Bay NFC Central 1999; NFC South 2002, '05, '07 |
| 8 Dallas NFC East 1995-96, '98, 2007, '09, '14, '16, '18 | Tennessee AFC Central 2000; AFC South 2002, '08, '20 |
| Denver AFC West 1996, '98, 2005, '11-15 | Washington NFC East 1999, 2012, '15, '20 |
| New Orleans NFC West 2000; NFC South 2006, '09, '11, '17-20 | 3 Arizona NFC West 2008-09, '15 |
| 6 Carolina NFC West 1996; NFC South 2003, '08, '13-15 | Jacksonville AFC Central 1998-99; AFC South 2017 |
| Minnesota NFC Central 1998, 2000; NFC North 2008-09, '15, '17 | Oakland/Las Vegas AFC West 2000-02 |
| Baltimore AFC North 2003, '06, '11-12, '18-19 | 1 Buffalo AFC East, 2020 |
| Houston AFC South 2011-12, '15-16, '18-19 | |
| San Francisco NFC West 1995, '97, 2002, '11-12, '19 | |

81 JOSIAH DEGUARA

Ht: 6-2 Wt: 236 Born: February 14, 1997

NFL Games Played/Started: 2/1

Acquired: 03-20

Tight End // Cincinnati

Second NFL Season // Second Packers Season



PRO HIGHLIGHTS:

► Played in two games with one start as a rookie in 2020 and had one reception for 12 yards before sustaining a season-ending knee injury in Week 4 vs. Atlanta.

► Started in Week 1, becoming just the second rookie TE to start for the Packers in the season opener since the 1970 AFL-NFL merger (Richard Rodgers, 2014).

► Was selected by the Packers in the third round (No. 94 overall), becoming the highest-drafted player from the University of Cincinnati since Chiefs TE Travis Kelce in 2013 (No. 61 overall).

2020 SEASON: Played in two games with one start and had one reception for 12 yards...Was placed on injured reserve (knee) on Oct. 13...Was inactive in Weeks 2-3 due to injury...**At Minnesota (Sept. 13):** Started and played 24 snaps in his NFL debut as the Packers opened the game with two tight ends. Became just the second rookie Green Bay TE since the merger to start in the season opener (Rodgers, 2014). Helped spring WR Allen Lazard for a 19-yard run late in the first quarter, taking out CB Mike Hughes and S Anthony Harris with a block. Posted his first career catch midway through the second quarter when he hauled in a 12-yarder from QB Aaron Rodgers...**Vs. Detroit (Sept. 20):** Inactive (ankle/shin)...**At New Orleans (Sept. 27):** Inactive (ankle)...**Vs. Atlanta (Oct. 5):** Played seven snaps on offense and one on special teams, but departed late in the fourth quarter with a season-ending knee injury...**2020 Draft:** Selected by the Packers in the third round (No. 94 overall), becoming the highest-drafted player from the University of Cincinnati since Kelce in 2013 (No. 61 overall).

COLLEGE: Appeared in 46 games with 27 starts during his four seasons with the Bearcats and posted 1,117 career receiving yards, joining Brent Celek (1,135 yards) as the only tight ends in school history to post 1,000-plus receiving yards...Registered 92 career receptions, the most in school history by a tight end, with 77 of those catches coming in his final two seasons, and 12 TD catches...Earned his bachelor's degree and master's degree in sports administration...**Senior season (2019):** Started all 14 games and led the team with a career-high 39 receptions for a career-best 504 yards (12.9 avg.) and a career-high seven TDs on his way to earning first-team All-American Athletic Conference honors...His 504 receiving yards were the second most in a season by a TE in school history behind only Kelce (722 in 2012)...Was selected as a team captain...Hauled in four passes for 53 yards (13.3 avg.) and a TD in the season-opening win and also made a key play at the end of the first half vs. UCLA (Aug. 29), chasing down Bruins CB Jay Shaw and tackling him out of bounds at the Cincinnati 34-yard line after Shaw made an INT at the UCLA 1-yard line for what appeared would be a TD return...Led the team with 64 receiving yards on a season-high five receptions (12.8 avg.) vs. Central Florida (Oct. 4)...Paced the team with a season-best 76 receiving yards and a TD on two receptions (38.0 avg.) at East Carolina (Nov. 2), highlighted by a career-long 73-yard reception in the first quar-

AT A GLANCE ...

- Last name is pronounced duh-gwa-rah.
- Played in two games with one start as a rookie in 2020 and had one reception for 12 yards before sustaining a season-ending knee injury in Week 4 vs. Atlanta.
- Started in Week 1, becoming just the second rookie TE to start for the Packers in the season opener since the 1970 AFL-NFL merger (Richard Rodgers, 2014).
- Posted 1,117 receiving yards at the University of Cincinnati, joining Brent Celek (1,135 yards) as the only tight ends in school history to post 1,000-plus receiving yards.
- Registered 92 career receptions for the Bearcats, the most in school history by a tight end, with 77 of those catches coming in his final two seasons.
- His 504 receiving yards as a senior in 2019 were the second most in a season by a TE in school annals, trailing only Travis Kelce's 722 yards in 2012.
- Selected by the Packers in the third round (No. 94 overall) of the 2020 NFL Draft, the highest-drafted player out of the University of Cincinnati since Kelce was picked No. 61 overall by Kansas City in 2013.

ter down to the ECU 2-yard line that set up a TD two plays later...Matched his career high with two TD receptions vs. Connecticut (Nov. 9), hauling in TDs of 18 and 15 yards in the first half, and finished with a team-high 45 yards receiving on five catches (9.0 avg.)...**Junior season (2018):** Started all 13 games and ranked No. 2 on the team with 38 receptions for 468 yards (12.3 avg.) and five TDs, earning second-team All-AAC honors...Had at least one catch in every game and posted three-plus receptions in seven games on the season...Led the team with a career-high six receptions for 69 yards (11.5 avg.) vs. Ohio (Sept. 22), with four of the catches picking up first downs...Posted a career-high 112 receiving yards on five catches (22.4 avg.) at Connecticut (Sept. 29), highlighted by a one-handed grab early in the second half that he took 38 yards for a TD...Hauled in five passes for 64 yards (12.8 avg.) vs. East Carolina (Nov. 23), including a 30-yard TD grab...**Sophomore season (2017):** Saw action in seven contests and posted 11 receptions for 98 yards (8.9 avg.)...Posted a season-high four receptions for a season-best 30 yards (7.5 avg.) vs. Marshall (Sept. 30)...**Redshirt freshman season (2016):** Appeared in all 12 games, seeing time on offense and special teams and posted four receptions for 47 yards (11.8 avg.)...Recorded his first collegiate reception, hauling in a season-long 28-yarder vs. Houston (Sept. 15)...Registered a season-best two catches for 15 yards (7.5 avg.) at Tulsa (Nov. 25).

PERSONAL: Given name Josiah Daniel Deguara...Last name is pronounced duh-gwa-ruh...Born in Santa Rosa, Calif. ...Served as an operations intern in college with FC Cincinnati of Major League Soccer...Also did an internship at Sycamore High School in Montgomery, Ohio, under the athletic director...**High school:** Posted 240 catches for 3,274 yards (13.6 avg.) and 42 TDs during his career at Folsom (Calif.) High School...Helped the team post a 30-1 record over his final two seasons, including a CIF Division I state title and a 16-0 season as a senior in 2014...Earned

all-state honors from MaxPreps at TE and first-team all-metro honors from the *Sacramento Bee* as a hybrid back a season after posting 114 receptions for 1,671 yards (14.7 avg.) and 24 TDs as a senior...Was named the *Sacramento Bee* High School Player of the Week after recording nine catches for 219 yards (24.3 avg.) and four TDs in a 63-0 win over Granite Bay...Earned all-metro recognition from the *Sacramento Bee* as a junior in 2013 after hauling in

104 receptions for 1,354 yards (13.0 avg.) and 16 TDs... Posted 22 catches for 249 yards (11.3 avg.) and two TDs as a sophomore in 2012...Was a part of teams that won three straight San Joaquin Section Division II titles...Was a co-captain and starter for the basketball team that advanced to the Division II state championship in 2013-14...
Community involvement: Visited hospitals and a Boys & Girls Club while he was in college.

NFL debut/first start: at Minnesota, 9/13/20

First NFL reception: at Minnesota, 9/13/20 (12 yards, A.Rodgers)

CAREER TRANSACTIONS

- 2020 Selected by Green Bay Packers in the third round (94th overall) of '20 NFL Draft, April 24...Signed first contract, July 21... Placed on injured reserve (knee), Oct. 13.

JOSIAH DEGUARA'S NFL REGULAR-SEASON RUSHING/RECEIVING STATISTICS

DATE	TEAM	GP	GS	RECEIVING					RUSHING				
				NO.	YDS.	AVG.	LG	TD	NO.	YDS.	AVG.	LG	TD
2020	Packers	2	1	1	12	12.0	12	0	0	0	0.0	0	0
NFL TOTALS		2	1	1	12	12.0	12	0	0	0	0.0	0	0

SINGLE-GAME HIGHS, ITINERARY

Receptions 1 at Minnesota Vikings, Sep 13, 2020
Receiving Yards 12 at Minnesota Vikings, Sep 13, 2020

Longest Receptions 12 at Minnesota Vikings, Sep 13, 2020

PLANE PIONEERS

The Packers were the first NFL team to fly to a road game, but the trip didn't exactly go smoothly. On Nov. 14, 1940, the Packers left Green Bay on a 7 a.m. Milwaukee Road train and headed for Chicago, where they were taken by limousine from the depot to the airport to board two United Airlines planes.

This was a Thursday and they were scheduled to play the Giants in New York on Sunday. The Packers' itinerary called for them to leave Chicago at 12:30 p.m. and arrive at LaGuardia Airport at 4:25 p.m. (CST). When a host of photographers showed up at the runway, takeoff time was delayed slightly as the Packers posed for several pictures, including Cecil Isbell lifting a stewardess off the ground and pretending to throw her to Don Hutson.

Once in the air, things went smoothly until the planes had to land in Cleveland for refueling. With LaGuardia under a heavy fog, the decision was then made to abort the flights. A fleet of taxicabs took the Packers to downtown Cleveland where they ate dinner and sat around a hotel lobby until they could board a New York Central railway sleeper to complete the trip to New York. The Packers finally arrived in New York at 8:30 a.m. on Friday and headed to Central Park to practice.

After losing to the Giants, 7-3, things went better on the trip home. The Packers took off early Monday morning from LaGuardia and landed in Chicago without incident. There they took limousines from the airport to Union Station, where they had an hour wait before catching their train back to Green Bay.



PACKERS TIGHT ENDS RECORDS

CAREER

Games Played

- 167 Ed West, 1984-94
- 119 Paul Coffman, 1978-85
- 116 Rich McGeorge, 1970-78
- 114 Bubba Franks, 2000-07
- 95 Marv Fleming, 1963-69

Receptions

- 322 Paul Coffman, 1978-85
- 256 Bubba Franks, 2000-07
- 223 Jermichael Finley, 2008-13
- 202 Ed West, 1984-94
- 188 Mark Chmura, 1993-99

Receiving Yards

- 4,223 Paul Coffman, 1978-85
- 2,785 Jermichael Finley, 2008-13
- 2,594 Ron Kramer, 1957, 59-64
- 2,370 Rich McGeorge, 1970-78
- 2,321 Ed West, 1984-94

Average Gain (min. 50 rec.)

- 15.3 Ron Kramer, 1957, 59-64
- 13.5 Rich McGeorge, 1970-78
- 13.1 Paul Coffman, 1978-85
- 12.5 Jermichael Finley, 2008-13
- 12.2 Jackie Harris, 1990-93
- 12.2 Keith Jackson, 1995-96

Touchdowns

- 39 Paul Coffman, 1978-85
- 32 Bubba Franks, 2000-07
- 25 Ed West, 1984-94
- 20 Jermichael Finley, 2008-13
- 17 Mark Chmura, 1993-99
- Donald Lee, 2005-10

SINGLE SEASON

Receptions

- 61 Jermichael Finley, 2012
- 58 Richard Rodgers, 2015
- 56 Paul Coffman, 1979
- 55 Paul Coffman, 1981
- Jackie Harris, 1992
- Jermichael Finley, 2009, 2011
- Jimmy Graham, 2018

Receiving Yards

- 814 Paul Coffman, 1983
- 767 Jermichael Finley, 2011
- 711 Paul Coffman, 1979
- 687 Paul Coffman, 1981
- 679 Mark Chmura, 1995

Average Gain (min. 15 rec.)

- 17.1 Rich McGeorge, 1971
- 16.8 Ron Kramer, 1963
- 16.3 Rich McGeorge, 1973
- 16.2 Ron Kramer, 1964
- 16.0 Ron Kramer, 1961

Touchdowns

- 11 Paul Coffman, 1983
- 11 Robert Tonyan, 2020
- 10 Keith Jackson, 1996
- 9 Paul Coffman, 1984
- Bubba Franks, 2001
- 8 Jermichael Finley, 2011
- Richard Rodgers, 2015

28 AJ DILLON

Ht: 6-0 Wt: 247 Born: May 2, 1998

NFL Games Played/Started: 11/0

Acquired: 02-20

Running Back // Boston College

Second NFL Season // Second Packers Season



PRO HIGHLIGHTS:

➤ Appeared in 11 games as a rookie last season and had 242 rushing yards and two TDs on 46 carries (5.3 avg.).

➤ Posted a career-best 124 yards rushing and a career-high two TDs on 21 carries (5.9 avg.) last season vs. Tennessee in Week 16, becoming the first rookie in franchise history to rush for 120-plus yards and two TDs in a game.

➤ Became the youngest player in franchise history to rush for 100-plus yards and two TDs in a game.

➤ Was selected by the Packers in the second round (No. 62 overall) of the 2020 NFL Draft, becoming the first Boston College RB to be picked in the first two rounds of the draft since William Green was selected in the first round (No. 16 overall) by the Cleveland Browns in 2002.

2020 SEASON: Appeared in 11 games and had 242 rushing yards and two TDs on 46 carries (5.3 avg.)...Had two receptions for 21 yards (10.5 avg.)...Also played in both postseason contests, rushing for 44 yards on nine carries (4.9 avg.) with a 13-yard reception...Was placed on the reserve/COVID-19 list on Nov. 2 and was sidelined for five contests (Weeks 9-13)...**At Minnesota (Sept. 13):** Carried the ball two times for 14 yards (7.0 avg.) in his NFL debut, appearing on five plays. His first NFL carry came in the second quarter when he picked up 6 yards...**At Tampa Bay (Oct. 18):** Posted 31 yards on five carries (6.2 avg.), highlighted by a 20-yard run in the fourth quarter...**Vs. Minnesota (Nov. 1):** Rushed for 21 yards on five carries (4.2 avg.) and posted a 16-yard catch, his first reception in the NFL...**Vs. Tennessee (Dec. 27):** Saw his most significant action as a pro with RB Jamaal Williams (quad) sidelined, posting a career-best 124 yards rushing and a career-high two TDs on 21 carries (5.9 avg.), the first rookie in franchise history to rush for 120-plus yards and two TDs in a game. Became the youngest player in franchise history to rush for 100-plus yards and two TDs in a game. With 3:35 remaining in the third quarter, scored his first career TD, making three tacklers miss as he took it a career-long 30 yards for the score to put the Packers up, 33-14. Capped off Green Bay's scoring with a 7-yard TD run with 2:25 remaining in the game for his second score of the night. Rushed for seven first downs on the evening and picked up at least 5 yards on 13 of his 21 carries, the most by a Packer since RB Ahmad Green had 13 carries of 5-plus yards at Tampa Bay on Nov. 16, 2003, and the most by a Green Bay rookie since Sportradar began tracking in 1991...**Vs. L.A. Rams (NFC Divisional, Jan. 16):** Rushed for 27 yards on six carries (4.5 avg.) in his NFL playoff debut before departing the game midway through the fourth quarter due to a quad injury...**2020 Draft:** Selected by the Packers in the second round (No. 62 overall), becoming the first Boston College RB to be picked in the first two rounds of the draft since Green was selected in the first round (No. 16 overall) by the Cleveland Browns in 2002.

COLLEGE: Started all 35 games he played in during his three seasons at Boston College, earning All-Atlantic Coast Conference first-team honors each season and finishing his career as the school's all-time leader in rushing yards

AT A GLANCE ...

- Posted a career-best 124 yards rushing and a career-high two TDs on 21 carries (5.9 avg.) last season vs. Tennessee in Week 16, becoming the first rookie in franchise history to rush for 120-plus yards and two TDs in a game.
- Became the youngest player in franchise history to rush for 100-plus yards and two TDs in a game.
- Appeared in 11 games as a rookie last season and had 242 rushing yards and two TDs on 46 carries (5.3 avg.).
- Was a three-time All-Atlantic Coast Conference first-team selection and finished his career as Boston College's all-time leader in rushing yards (4,238), rushing touchdowns (38) and all-purpose yards (4,618).
- Registered 14 career 150-yard rushing games, the most by any ACC player over the last 20 seasons (Lamar Jackson, 13; Dalvin Cook, 12).
- Was one of only two FBS players (Wisconsin RB Jonathan Taylor) to finish in the top 15 in the country in rushing yards per game each season from 2017-19.
- Earned third-team All-America recognition from *The Associated Press* in 2019 after rushing for a career-high 1,685 yards and tying his career best with 14 rushing TDs.

(4,238), rushing TDs (38) and all-purpose yards (4,618)...Registered 14 career 150-yard rushing games, the most by any ACC player over the last 20 seasons (Lamar Jackson, 13; Dalvin Cook, 12)...Ranked No. 4 in ACC history at the end of his career with four career 200-yard rushing games, while his 20 career 100-yard rushing games were tied for No. 7 in ACC annals and No. 2 in BC history...Was one of only two FBS players (Wisconsin RB Jonathan Taylor) to finish in the top 15 in the country in rushing yards per game each season from 2017-19...Posted 1,000-plus yards rushing in each of his three seasons with the Eagles, becoming the first player in school history to register 1,000-plus yards in each of his first three seasons...Majored in communications...**Junior season (2019):** Started all 12 games that he appeared in and set career highs in rushing attempts (318) and rushing yards (1,685) along with 14 rushing TDs (tied career high)...Ranked No. 6 in the country in rushing yards and rushing yards per game (129.6 ypg)...Also recorded 13 receptions for 195 yards (15.0 avg.) and a TD...Earned third-team AP All-America honors and was a first-team All-ACC selection for the third straight season...Posted eight 100-yard rushing games, including seven 150-yard efforts and two games with 220-plus yards...Registered three receptions of 30-plus yards (33, 36, 42)...Rushed for two TDs and 150 yards on 32 carries (4.7 avg.) at Rutgers (Sept. 21) on his way to being voted ACC Running Back of the Week for the second week in a row...Rushed for 223 yards and three TDs on 34 carries (6.6 avg.) vs. North Carolina State (Oct. 19)...Recorded a season-best 242 yards on 35 carries (6.9 avg.) with three TDs at Syracuse (Nov. 2)...**Sophomore season (2018):** Started all 10 games he played in, rushing for 1,108 yards and 10 TDs on 227 carries (4.9 avg.) and earning first-team All-ACC honors...Ranked No. 13 in the nation in rushing yards per game (110.8 ypg)...Became the first player in BC history to rush for over 1,000 yards in each of his first two seasons...Missed two games due to injury...

Totaled 149 yards and three TDs on six carries (24.8 avg.) in three series of action vs. Holy Cross (Sept. 8), including a 74-yard TD run on the first play of the Eagles' second drive...Was named the ACC Running Back of the Week after recording 33 carries for 185 yards (5.6 avg) and a TD at Wake Forest (Sept. 13)...Totaled 161 yards on 28 carries (5.8 avg.) and scored two TDs vs. Temple (Sept. 29), including a 52-yard run...**Freshman season (2017):** Started all 13 games and finished the season with 1,589 rushing yards, ranking No. 7 nationally and No. 2 among all freshmen...His 1,589 rushing yards were the most by any freshman in BC history and second in ACC history...Was named the ACC Rookie of the Year and the ACC Offensive Rookie of the Year, becoming the first BC player to win either award...Was named a FWA All-American All-American, the first Eagle to be selected to the FWA team since LB Luke Kuechly in 2009...Also earned a spot on the ESPN.com Freshman All-American team...Tied for the most All-ACC votes with Louisville QB Lamar Jackson en route to first-team All-ACC honors...Was the recipient of the 79th annual George "Bulger" Lowe Award, "New England's Heisman Trophy" and one of America's oldest college football accolades...Posted 14 rushing TDs and tallied four games with 190-plus rushing yards...Rushed for 1,256 rushing yards over the final seven games, the most of any player in the country, and finished the season with five straight games surpassing 145 yards rushing...Recorded at least one run of 50-plus yards in five games, including three contests with a run of 60-plus yards...Registered 120 yards on 25 carries (4.8 avg.) with a TD vs. Central Michigan (Sept. 30) to become the first BC true freshman RB since 2014 to rush for 100 yards in a game...Rushed for a career-high

272 yards, the most by a freshman in school history, and four TDs (including a career-long 75-yard TD) on 39 carries (7.0 avg.) at Louisville (Oct. 14) and was named the Walter Camp Football Foundation National Offensive Player of the Week, becoming the fifth BC player since 2004 to earn the honor...Also named the ACC Rookie of the Week and co-Offensive Back of the Week for his efforts...Posted 200 yards and two TDs on 24 carries (8.3 avg.) at UConn (Nov. 18)...Tallied three TDs and 193 yards rushing on 23 carries (8.4 avg.) at Syracuse (Nov. 25).

PERSONAL: Given name Algiers Jameal William Dillon...Born in Baltimore, Md. ...His grandfather, Thom Gatewood, was the first African American captain in Notre Dame history, set school records for receptions both in a season and a career, and was inducted into the College Football Hall of Fame in 2015...**High school:** Attended Lawrence Academy in Groton, Mass., where he was named the NEPSAC Class B co-Player of the Year as a junior in 2015 after leading his team to the ISL and Wayne Sanborn titles...Rushed for 1,887 yards and 26 TDs as a junior and averaged 10.9 yards per carry...Totaled 12 TDs and rushed for over 600 yards in the first four games as a senior before sustaining a season-ending leg injury...Rushed for 297 yards and five TDs to lead the Spartans to a win over Milton Academy the week prior to his injury...Rated the No. 1 player in Massachusetts and the nation's No. 20 running back by Rivals.com...**Community involvement:** Did a virtual visit with patients at Marshfield (Wis.) Children's Hospital.

NFL debut: at Minnesota, 9/13/20

First NFL touchdown: vs. Tennessee, 12/27/20 (30-yard run)

First NFL 100-yard game: vs. Tennessee, 12/27/20 (124 yards)

CAREER TRANSACTIONS

- 2020 Selected by Green Bay Packers in the second round (62nd overall) of '20 NFL Draft, April 24...Signed first contract, July 1... Placed on reserve/COVID-19, Nov. 2...Activated from reserve/COVID-19, Dec. 10...Activated from exempt/COVID-19, Dec. 12.

AJ DILLON'S NFL REGULAR-SEASON RUSHING/RECEIVING STATISTICS

DATE	TEAM	RUSHING						RECEIVING					
		GP	GS	NO.	YDS.	AVG.	LG	TD	NO.	YDS.	AVG.	LG	TD
2020	Packers	11	0	46	242	5.3	30t	2	2	21	10.5	16	0
NFL TOTALS		11	0	46	242	5.3	30t	2	2	21	10.5	16	0

AJ DILLON'S NFL POSTSEASON RUSHING/RECEIVING STATISTICS

DATE	TEAM	RUSHING						RECEIVING					
		GP	GS	NO.	YDS.	AVG.	LG	TD	NO.	YDS.	AVG.	LG	TD
2020	Packers	2	0	9	44	4.9	9	0	1	13	13.0	13	0
NFL TOTALS		2	0	9	44	4.9	9	0	1	13	13.0	13	0

SINGLE-GAME HIGHS: RUSHING/RECEIVING

Rush Attempts 21 vs. Tennessee Titans, Dec 27, 2020
5 vs. Minnesota Vikings, Nov 01, 2020
...3 more at 5.

Rushing Yards 124 vs. Tennessee Titans, Dec 27, 2020
31 at Tampa Bay Buccaneers, Oct 18, 2020

Longest Runs 30t vs. Tennessee Titans, Dec 27, 2020
20 at Tampa Bay Buccaneers, Oct 18, 2020

Rushing TDs 2 vs. Tennessee Titans, Dec 27, 2020

Receptions 1 vs. Tennessee Titans, Dec 27, 2020
1 vs. Minnesota Vikings, Nov 01, 2020

Receiving Yards 16 vs. Minnesota Vikings, Nov 01, 2020
5 vs. Tennessee Titans, Dec 27, 2020

Longest Receptions 16 vs. Minnesota Vikings, Nov 01, 2020
5 vs. Tennessee Titans, Dec 27, 2020

All-Purpose Yards 129 vs. Tennessee Titans, Dec 27, 2020
37 vs. Minnesota Vikings, Nov 01, 2020

Most TDs 2 vs. Tennessee Titans, Dec 27, 2020

2020 GXG REGULAR SEASON (PACKERS)

DATE	OPPONENT	P/S	RUSHING					RECEIVING					
			NO.	YDS.	AVG.	LG	TD	NO.	YDS.	AVG.	LG	TD	
09/13	at Vikings	P	2	14	7.0	8	0	0	0	0.0	0	0	
09/20	Lions	P	5	17	3.4	12	0	0	0	0.0	0	0	
09/27	at Saints	P	0	0	0.0	0	0	0	0	0.0	0	0	
10/05	Falcons	P	1	3	3.0	3	0	0	0	0.0	0	0	
10/18	at Buccaneers	P	5	31	6.2	20	0	0	0	0.0	0	0	
10/25	at Texans	P	5	11	2.2	5	0	0	0	0.0	0	0	
11/01	Vikings	P	5	21	4.2	8	0	1	16	16.0	16	0	
11/05	at 49ers									RESERVE/COVID-19			
11/15	Jaguars									RESERVE/COVID-19			
11/22	at Colts									RESERVE/COVID-19			
11/29	Bears									RESERVE/COVID-19			
12/06	Eagles									RESERVE/COVID-19			
12/13	at Lions	P	0	0	0.0	0	0	0	0	0.0	0	0	
12/19	Panthers	P	1	18	18.0	18	0	0	0	0.0	0	0	
12/27	Titans	P	21	124	5.9	30t	2	1	5	5.0	5	0	
01/03	at Bears	P	1	3	3.0	3	0	0	0	0.0	0	0	
2020 TOTALS			11-0	46	242	5.3	30t	2	2	21	10.5	16	0

2020 GXG POSTSEASON (PACKERS)

01/16	Rams	P	6	27	4.5	9	0	0	0	0.0	0	0	
01/24	Buccaneers	P	3	17	5.7	9	0	1	13	13.0	13	0	
2020 TOTALS			2-0	9	44	4.9	9	0	1	13	13.0	13	0

ALL-TIME DEFENSIVE TOUCHDOWNS, 1950-2020

10/01/50	ChiB	R.Steiner	94 int	11/08/81+	NYG	E.Hood	41 int	09/24/06	at Det	M.Manuel	29 int
		W.Dryer	34 int	01/16/83*	at DalC	M.Lee	22 int	10/22/06	at Mia	C.Woodson	23 int
10/14/51	Phi	B.Summerhays	88 int	10/02/83	TB	J.Anderson	27 int	11/27/06	at Sea	A.Hodge	29 fum
11/02/52+	Phi	J.Martinkovic	17 fum			M.Douglass	35 fum	12/31/06	at ChiB	N.Collins	55 int
11/23/52	DalT	A.Loomis	45 int.	10/17/83	Was	M.Douglass	22 fum.			P.Dendy	30 int.
10/18/53	BalC	V.Walker	54 int	09/23/84	at DalC	R.Brown	5 int	10/14/07	Was	C.Woodson	57 fum
11/08/53	at ChiB	B.Dillon	49 int	11/18/84+	LARm	T.Lewis	99 int	11/04/07	at KC	C.Woodson	46 int
12/12/53	at LARm	C.Elliott	17 fum	10/13/85+	Min	T.Lewis	6 fum	09/14/08	at Det	C.Woodson	41 int
10/30/54	at Phi	B.Dillon	42 int.	11/10/85	at Min	M.Murphy	50 int			N.Collins	42 int
10/14/56+	BalC	B.Dillon	42 int	12/15/85	at Det.	M.Douglass	80 int.	09/28/08	at TB	C.Woodson	62 int
11/17/57+	LARm	B.Dillon	55 int	12/20/86	at NYG	K.Stills	58 int	10/19/08	Ind	N.Collins	62 int
09/28/58	ChiB	B.Dillon	37 int	10/28/90+	Min	S.Patterson	9 int			A.Rouse	99 int
11/13/60	DalC	R.Nitschke	43 int	10/27/91	at TB	B.Noble	1 fum	11/09/08	at Min	N.Collins	59 int
10/22/61	at Min	D.Currie	21 int	12/06/92+	Det	T.Bennett	18 fum	11/16/08	ChiB	J.Hunter	54 fum
11/05/61	at BalC	J.Whittenton	41 int	12/20/92	LARm	T.Buckley	33 int.	09/20/09	Cin	C.Woodson	37 int
09/30/62	ChiB	H.Adderley	50 int	12/26/93	LARd	L.Butler	25 fum	10/05/09	at Min	C.Matthews	42 fum
11/22/62	at Det	W.Davis	0 fum	01/08/94*	at Det	G.Teague	101 int	11/26/09	at Det	C.Woodson	38 int
10/25/64+	LARm	W.Wood	42 int	11/06/94+	Det	B.Paup	10 int	01/03/10	at Ari	C.Woodson	45 int
11/29/64	at DalC	H.Jordan	60 fum	10/22/95	Min	S.Jones	0 fum	10/03/10	Det	C.Woodson	48 int
09/19/65	at Pit	H.Adderley	35 int	01/06/96*	at SF	C.Newsome	31 fum	10/24/10	Min	D.Bishop	32 int
09/26/65+	BalC	H.Adderley	44 int	09/15/96	SD	L.Butler	90 int	10/27/10	DalC	C.Matthews	62 int
10/03/65	ChiB	L.Caffey	42 int	09/22/96	at Min	G.Koonce	75 int	01/15/11*	at Atl	T.Williams	70 int
11/21/65	at Min	D.Hart	20 fum	11/24/96	at LARm	D.Evans	32 int	01/23/11*	at ChiB	B.Raji	18 int
12/19/65	at SF	H.Adderley	13 int.	10/01/97	ChiB	G.Wilkins	1 fum	02/06/11*	Pit	N.Collins	37 int
09/10/66+	BalC	B.Jeter	46 int	05/05/97	TB	G.Wilkins	77 int	10/02/11	Den	C.Woodson	30 int
		L.Caffey	52 int	11/02/97	Det	D.Sharper	50 int	11/06/11	at SD	C.Peprah	40 int
10/16/66	at ChiB	W.Wood	20 int	11/23/97	DalC	D.Sharper	34 fum	11/06/11	at SD	T.Williams	43 int
10/23/66+	Atl	H.Adderley	68 int	12/20/97	Buf	D.Sharper	20 int	12/04/11	at NYG	C.Matthews	38 int
		D.Hart	40 int	09/06/98	Det	L.Butler	32 fum	12/11/11	Oak	E.Walden	5 fum
12/18/66	at LARm	B.Jeter	75 int.	11/09/98	at Pit	K.McKenzie	88 fum	11/18/12	at Det	M.Jennings	72 int
10/08/67	at Det	R.Nitschke	20 int	12/27/98	at ChiB	K.McKenzie	33 int.	12/09/12	Det	M.Daniels	43 fum
10/30/67	at StLC	H.Adderley	12 int	09/26/99	Min	A.Edwards	26 int	01/12/13*	at SF	S.Shields	52 int
01/14/68 *	Oak	H.Adderley	60 int	12/12/99	Car	K.McKenzie	18 fum	09/22/13	at Cin	M.Jennings	24 fum
11/17/68+	NO	T.Brown	22 fum	12/03/00	at ChiB	T.Williams	38 int.	11/28/13	at Det	M.Burnett	1 fum
10/26/69	Atl	H.Adderley	80 int	12/23/01	CleB	T.Williams	69 int	10/02/14	Min	J.Peppers	49 int
11/16/69+	Min	D.Hart	85 int	12/30/01	Min	M.McKenzie	38 int.	11/09/14	ChiB	C.Hayward	82 int
10/25/70	Phi	D.Hart	76 int	09/22/02	at Det	M.Anderson	78 int	11/16/14	Phi	C.Woodson	52 int
10/08/72	ChiB	C.Williams	21 fum	10/07/02	at ChiB	K.Gbaja-Biamila	72 int			J.Hayward	49 fum
11/05/72+	SF	K.Ellis	40 int.	11/04/02	Mia	D.Sharper	89 int	10/11/15	StLR	Q.Rollins	45 int
11/18/73	at NE	K.Ellis	47 int	11/10/02	Det	M.Anderson	14 int.	12/20/15	at Oak	D.Randall	43 int.
12/02/73+	NO	J.Carter	42 int	09/14/03	Det	A.Harris	56 int	10/08/17	at DalC	D.Randall	21 int
		A.Matthews	58 int	12/07/03	ChiB	M.McKenzie	90 int	12/03/17	TB	D.Lowry	62 fum
11/24/74	SD	K.Ellis	38 int	01/04/04 *	Sea	A.Harris	52 int	12/09/18	Atl	B.Breeland	22 int
10/12/75	at NO	M.McCoy	19 fum.	10/17/04	at Det	D.Sharper	36 int	09/20/20	Det	C.Sullivan	7 int
09/12/76	SF	J.Gray	15 int	11/29/04	StLR	A.Carroll	40 fum	11/29/20	Chi	P.Smith	14 fum
11/07/76+	NO	F.Carr	10 int.			M.Hawthorne	34 fum				
11/13/77+	LARm	W.Buchanan	29 int.	12/19/04	Jax	D.Sharper	15 fum				
09/24/78	at SD	W.Buchanan	77 int	01/02/05	at ChiB	D.Sharper	43 int.				
10/08/78	ChiB	S.Luke	63 int.	10/09/05	NO	A.Harris	22 int				
11/11/79+	Min	M.Butler	70 fum			N.Barnett	95 int				

* - Denotes playoff game
+ - Milwaukee



DEVIN FUNCHESS 11

VETERANS

Ht: 6-4 Wt: 225 Born: May 21, 1994
NFL Games Played/Started: 62/41
Acquired: UFA (Ind.)-20

Wide Receiver // Michigan

Sixth NFL Season // First Packers Season

PRO HIGHLIGHTS:

➤ Signed by the Packers as an unrestricted free agent on April 2, 2020, but was on reserve/opt-out for the 2020 season.

➤ Played in 62 games with 41 starts during his first five seasons in the NFL (2015-19), posting 164 receptions for 2,265 yards (13.8 avg.) and 21 TDs.

➤ Signed with the Indianapolis Colts as an unrestricted free agent in March 2019, but was limited to just one game in '19 after sustaining a fractured collarbone in the season opener at the Los Angeles Chargers.

➤ Spent his first four NFL seasons with the Carolina Panthers (2015-18), where he became the first player in team history to post four-plus TD catches in each of his first four seasons in the NFL.

➤ Led the Panthers with 21 TD receptions from 2015-18 and ranked No. 2 on the team with 2,233 receiving yards over that span. Posted 36 receptions of 20-plus yards, No. 2 on the team behind only TE Greg Olsen (38).

➤ Was one of only six players in the NFL to register 20-plus receptions, four-plus receiving TDs and an average of 12.4-plus yards per catch each season from 2015-18.

➤ Posted first downs on 119 of 161 receptions during his time with Carolina, a percentage of 73.9 that ranked No. 1 on the team and No. 7 in the NFL over that span among players with 100-plus catches.

➤ Appeared in 14 games with 12 starts for the Panthers in 2018 and posted 44 catches for 549 yards (12.5 avg.) and four TDs.

➤ Started all 16 games in 2017 and registered career highs in receptions (63), receiving yards (840) and receiving TDs (eight), becoming just the seventh player in franchise history to register 60-plus receptions, 800-plus receiving yards and eight-plus receiving TDs in a season.

➤ Appeared in 15 games in 2016 with seven starts and registered 23 catches for 371 yards (16.1 avg.) and four TDs. Led the Panthers in yards per catch and was tied for second in TD receptions.

➤ Played in all 16 games with five starts as a rookie in 2015 and posted 31 receptions for 473 yards (15.3 avg.) and five TDs, with his receiving-TD total tying for the second most by a rookie in franchise history.

➤ Was selected by the Panthers in the second round (No. 41 overall) of the 2015 NFL Draft.

2020 SEASON: Spent the entire season on reserve/opt-out.

2019: Was limited to just one game in his lone season with the Colts, posting three receptions for 32 yards (10.7 avg.)...Was placed on injured reserve (collarbone) on Sept. 10...**At L.A. Chargers (Sept. 8):** Started and caught three passes for 32 yards (10.7 avg.) in his debut with the Colts, including an 8-yard reception on fourth-and-3 on the Colts' game-tying drive in the fourth quarter. Later on that drive, made a catch from QB Jacoby Brissett in the end zone, but landed out of bounds and directly on his left

AT A GLANCE ...



- Last name is pronounced FUN-chess.
- Played in 62 games with 41 starts during his first five seasons in the NFL (2015-19), posting 164 receptions for 2,265 yards (13.8 avg.) and 21 TDs.
- Signed with the Indianapolis Colts as an unrestricted free agent in March 2019, but was limited to just one game in '19 after sustaining a fractured collarbone in the season opener.
- Spent his first four NFL seasons with the Carolina Panthers (2015-18), where he became the first player in team history to post four-plus TD catches in each of his first four seasons in the NFL.
- Led the Panthers with 21 TD receptions from 2015-18 and ranked No. 2 on the team with 2,233 receiving yards over that span. Posted 36 receptions of 20-plus yards, No. 2 on the team behind only TE Greg Olsen (38).
- Registered career highs in receptions (63), receiving yards (840) and receiving TDs (eight) in 2017, becoming just the seventh player in franchise history to register 60-plus receptions, 800-plus receiving yards and eight-plus receiving TDs in a season.
- Moved to wide receiver as a junior at the University of Michigan after playing tight end for his first two seasons. Earned second-team All-Big Ten honors as a junior in 2014 after leading the Wolverines with a career-best 62 catches for 733 yards (11.8 avg.) and four TDs.

COMMUNITY

ADMIN. & COACHES

FUNCHESS

DRAFT & FREE AGENTS

2020 REVIEW

RECORDS & HISTORY

LAMBEAU FIELD

MISC.

shoulder, sustaining an injury to his collarbone that would end his season.

2018: Appeared in 14 games with 12 starts and posted 44 catches for 549 yards (12.5 avg.) and four TDs...Posted first downs on 35 of his 44 catches, a team-high 79.5 percentage (min. 10 rec.)...**At Atlanta (Sept. 16):** Finished second on the team with seven receptions (matched career high) for 77 yards (11.0 avg.)...**Vs. Cincinnati (Sept. 23):** Led the team with four catches for 67 yards (16.8 avg.) and a TD...**At Washington (Oct. 14):** Posted five catches for a team-high 74 yards (14.8 avg.), including a 23-yard TD grab from QB Cam Newton in the second quarter...**At Philadelphia (Oct. 21):** Recorded six receptions for a team-best 62 yards (10.3 avg.) and a TD. Hauled in an 18-yard TD pass in the fourth quarter with just over four minutes remaining to cut the Eagles' lead to 17-14 in Carolina's 21-17 win.

2017: Started all 16 games and registered career highs in receptions (63), receiving yards (840) and receiving TDs (eight)...Led the team in receiving yards and receiving TDs...Became just the seventh player in franchise history to register 60-plus receptions, 800-plus receiving yards and eight-plus receiving TDs in a season...Posted four-plus receptions in nine games on the season and led the team with a career-high 15 receptions of 20-plus yards...Also started in Carolina's playoff game and posted four catches for 79 yards (19.8 avg.)...**At New England (Oct. 1):** Posted the first two-TD game of his career (10, 16 yards) and finished with a team-high seven receptions for 70 yards (10.0 avg.), matching his career high for catches...**At Detroit (Oct. 8):** Tied his career high with seven catches for 53 yards (7.6 avg.) and a TD...**Vs. Miami (Nov. 13):** Matched his career high with two TD catches, finishing with five receptions

for 92 yards (18.4 avg.). Hauled in a 28-yard TD pass from Newton in the third quarter and a 32-yard score in the fourth quarter, the first Panther with two TD catches of 25-plus yards in a game since WR Ted Ginn on Dec. 13, 2015...**At N.Y. Jets (Nov. 26):** Paced the team with a season-high 108 receiving yards on seven catches (15.4 avg.), including a 35-yard grab on a third-and-10 in the third quarter...**At New Orleans (Dec. 3):** Recorded four receptions for 60 yards (15.0 avg.), including a 24-yard TD grab in the fourth quarter...**At New Orleans (NFC Wild Card, Jan. 7):** Posted 79 receiving yards on four catches (19.8 avg.), with all four of the receptions picking up first downs.

2016: Appeared in 15 games with seven starts and registered 23 catches for 371 yards (16.1 avg.) and four TDs... Led the Panthers in yards per catch and was tied for second in TD receptions...Of his 23 receptions, 20 went for first downs, a team-high percentage of 87.0 (min. 10 rec.)... Missed the final game of the season after being placed on injured reserve (knee) on Dec. 29...**At Atlanta (Oct. 2):** Posted two receptions for 56 yards (28.0 avg.), highlighted by a season-long 48-yard grab in the fourth quarter from QB Derek Anderson...**At New Orleans (Oct. 16):** Made two catches for 28 yards (14.0 avg.), including a 17-yard TD grab from Newton late in the first half...**Vs. Kansas City (Nov. 13):** Caught three passes for 56 yards (18.7 avg.) and a TD, scoring on a 38-yard reception with just under two minutes remaining in the first half.

2015: Played in all 16 games with five starts as a rookie and posted 31 receptions for 473 yards (15.3 avg.) and five TDs...His five receiving TDs tied for the second most by a rookie in franchise history...Also started all three playoff contests and totaled five catches for 73 yards (14.6 avg.) and a TD...**At Jacksonville (Sept. 13):** Made his NFL debut and posted his first career reception, hauling in a 9-yard pass from Newton in the second quarter...**Vs. Green Bay (Nov. 8):** Caught three passes for 71 yards (23.7 avg.) and a TD, highlighted by a season-long 52-yard grab down the middle of the field to the Green Bay 10-yard line. Posted his first career TD catch when he hauled in a 14-yarder from Newton early in the fourth quarter...**Vs. Washington (Nov. 22):** Made his first NFL start and hauled in four passes for 64 yards (16.0 avg.) and a TD, including a 35-yard reception early in the fourth quarter on a third-and-13...**Vs. Tampa Bay (Jan. 3):** Led the team with a career-high seven receptions for a career-best 120 yards (17.1 avg.) and a TD...**Vs. Arizona (NFC Championship, Jan. 24):** Posted two receptions for 21 yards (10.5 avg.), including a 5-yard TD grab in the fourth quarter...**Vs. Denver (Super Bowl 50, Feb. 7):** Started and recorded two receptions for 40 yards (20.0 avg.)...**2015 Draft:** Selected by Carolina in the second round (No. 41 overall), the first WR from the University of Michigan to be drafted in the first two rounds since WR Braylon Edwards in 2005 (first round by Cleveland).

NFL debut: at Jacksonville, 9/13/15

First NFL start: vs. Washington, 11/22/15

First NFL reception: at Jacksonville, 9/13/15 (9 yards, C.Newton)

First NFL TD reception: vs. Green Bay, 11/8/15 (14 yards, C.Newton)

CAREER TRANSACTIONS

- 2015 Selected by Carolina Panthers in the second round (41st overall) of '15 NFL Draft, May 1...Signed first contract, May 12.
- 2016 Placed on injured reserve (knee), Dec. 29.
- 2019 Signed by Indianapolis Colts as unrestricted free agent, March 14...Placed on injured reserve (collarbone), Sept. 10.
- 2020 Signed by Green Bay Packers as unrestricted free agent, April 2...Placed on reserve/opt-out, July 28.
- 2021 Activated from reserve/opt-out, March 17.

COLLEGE: Appeared in 37 games with 25 starts during his three seasons at Michigan...Posted 126 receptions for 1,715 yards (13.6 avg.) and 15 TDs...Caught at least one pass in each of his last 24 games and recorded five career 100-yard receiving games...Moved to WR as a junior after playing TE as a sophomore and freshman...Majored in sociology...**Junior season (2014):** Started all 11 games he appeared in and was a second-team All-Big Ten selection by the coaches...Led the Wolverines with a career-best 62 catches for 733 yards (11.8 avg.) and four TDs...Scored three TDs (9, 34, 8 yards) vs. Appalachian State (Aug. 30) to become the first WR in school history with three TD receptions in a season opener...Posted a career-high nine catches for 107 yards (11.9 avg.) at Notre Dame (Sept. 6)...**Sophomore season (2013):** Played in 13 contests with nine starts and was named the Kwalick-Clark Tight End of the Year, which is presented annually to the Big Ten's top tight end...Also earned first-team All-Big Ten honors from the media and second-team recognition from the coaches after setting the school record for the most receiving yards in a season by a tight end with a career-best 748...Finished second on the team with 49 receptions and a career-high six receiving TDs...Was named one of eight semifinalists for the John Mackey Award...Registered seven catches for a career-high 151 yards (21.6 avg.) and a TD vs. Minnesota (Oct. 5)...Posted four catches for 112 yards (28.0 avg.) and a career-best two TDs at Penn State (Oct. 12), one for a career-long 59 yards...**Freshman season (2012):** Appeared in 13 games with five starts and was named to the Big Ten All-Freshman team...Was named to the Football Writers Association of America Freshman All-America team...Earned honorable mention All-Big Ten recognition from the media...Posted 15 receptions for 234 yards (15.6 avg.) and a team-high five TDs...Scored his first career TD and led the team with 106 receiving yards on four catches (26.5 avg.) vs. Air Force (Sept. 8).

PERSONAL: Given name Devin Akeem Funchness... Last name is pronounced FUN-chess...Nicknamed "Funch"...Born in Detroit, Mich. ...Has a daughter...Is a cousin of former NFL tight end Antonio Gates and boxer Tony Harrison...**High school:** Attended Harrison High School in Farmington Hills, Mich., where he helped lead his team to the Michigan Division II state title as a junior... Posted 21 receptions for 452 yards (21.5 avg.) and five TDs as a senior...Was named to the *Detroit News* Blue Chip List as a senior...As a junior in 2011, caught 34 passes for 709 yards (20.9 avg.) and five TDs...Also registered three sacks, a forced fumble and an interception as a junior...**Community involvement:** Was named the Week 16 NFLPA Community MVP in 2018 for holding a weekend of community events in Charlotte, N.C., including a charity cooking competition, a student essay contest on kindness and two toy drives.

DEVIN FUNCHESS' NFL REGULAR-SEASON RECEIVING STATISTICS

RECEIVING								
DATE	TEAM	GP	GS	NO.	YDS.	AVG.	LG	TD
2015	Panthers	16	5	31	473	15.3	52	5
2016	Panthers	15	7	23	371	16.1	48	4
2017	Panthers	16	16	63	840	13.3	44	8
2018	Panthers	14	12	44	549	12.5	27	4
2019	Colts	1	1	3	32	10.7	16	0
NFL TOTALS		62	41	164	2,265	13.8	52	21

DEVIN FUNCHESS' NFL POSTSEASON RECEIVING STATISTICS

RECEIVING								
DATE	TEAM	GP	GS	NO.	YDS.	AVG.	LG	TD
2015	Panthers	3	3	5	73	14.6	24	1
2017	Panthers	1	1	4	79	19.8	24	0
NFL TOTALS		4	4	9	152	16.9	24	1

SINGLE-GAME HIGHS, RECEIVING

- Receptions** 7 at Atlanta Falcons, Sep 16, 2018
7 at New York Jets, Nov 26, 2017
...3 more at 7.
- Receiving Yards** 120 vs. Tampa Bay Buccaneers, Jan 03, 2016
108 at New York Jets, Nov 26, 2017
- Longest Receptions** 52 vs. Green Bay Packers, Nov 08, 2015
48 at Atlanta Falcons, Oct 02, 2016
- Receiving TDs** 2 vs. Miami Dolphins, Nov 13, 2017
2 at New England Patriots, Oct 01, 2017

2018 GXG REGULAR SEASON (PANTHERS)

RECEIVING								
DATE	OPPONENT	P/S	NO.	YDS.	AVG.	LG	TD	
09/09	Cowboys	S	3	41	13.7	15	0	
09/16	at Falcons	S	7	77	11.0	27	0	
09/23	Bengals	S	4	67	16.8	27	1	
10/07	Giants	S	4	53	13.3	21	0	
10/14	at Washington	S	5	74	14.8	23t	1	
10/21	at Eagles	S	6	62	10.3	18t	1	
10/28	Ravens	S	3	27	9.0	18	0	
11/04	Buccaneers	S	4	44	11.0	23	0	
11/08	at Steelers	S	3	32	10.7	15	0	
11/18	at Lions	S	2	39	19.5	23	0	
11/25	Seahawks	GAME INACTIVE/INJURY						
12/02	at Buccaneers	S	1	10	10.0	10t	1	
12/09	at Browns	S	0	0	0.0	0	0	
12/17	Saints	P	0	0	0.0	0	0	
12/23	Falcons	P	2	23	11.5	13	0	
12/30	at Saints	INACTIVE						
2018 TOTALS	14-12		44	549	12.5	27	4	

2017 GXG REGULAR SEASON (PANTHERS)

RECEIVING							
DATE	OPPONENT	P/S	NO.	YDS.	AVG.	LG	TD
09/10	at 49ers	S	2	20	10.0	16	0
09/17	Bills	S	4	68	17.0	24	0
09/24	Saints	S	4	58	14.5	21	0
10/01	at Patriots	S	7	70	10.0	16t	2
10/08	at Lions	S	7	53	7.6	15	1
10/12	Eagles	S	3	36	12.0	20	0
10/22	at Bears	S	4	41	10.3	20	0
10/29	at Buccaneers	S	2	11	5.5	9	0
11/05	Falcons	S	5	86	17.2	33	0
11/13	Dolphins	S	5	92	18.4	32t	2
11/26	at Jets	S	7	108	15.4	35	0
12/03	at Saints	S	4	60	15.0	24t	1
12/10	Vikings	S	3	59	19.7	22	1
12/17	Packers	S	1	19	19.0	19	0
12/24	Buccaneers	S	3	11	3.7	5	0
12/31	at Falcons	S	2	48	24.0	44	1
2017 TOTALS	16-16		63	840	13.3	44	8

2016 GXG REGULAR SEASON (PANTHERS)

RECEIVING								
DATE	OPPONENT	P/S	NO.	YDS.	AVG.	LG	TD	
09/08	at Broncos	S	1	9	9.0	9	0	
09/18	49ers	S	2	19	9.5	16t	1	
09/25	Vikings	P	0	0	0.0	0	0	
10/02	at Falcons	P	2	56	28.0	48	0	
10/10	Buccaneers	P	0	0	0.0	0	0	
10/16	at Saints	S	2	28	14.0	17t	1	
10/30	Cardinals	P	3	38	12.7	22	0	
11/06	at Rams	S	1	28	28.0	28	0	
11/13	Chiefs	P	3	56	18.7	38t	1	
11/17	Saints	S	2	32	16.0	20	0	
11/27	at Raiders	P	2	19	9.5	11	0	
12/04	at Seahawks	S	2	44	22.0	24	0	
12/11	Chargers	S	2	33	16.5	27	1	
12/19	at Washington	P	0	0	0.0	0	0	
12/24	Falcons	P	1	9	9.0	9	0	
01/01	at Buccaneers	INJURED RESERVE						
2016 TOTALS	15-7		23	371	16.1	48	4	

2017 GXG POSTSEASON (PANTHERS)

DATE	OPPONENT	P/S	NO.	YDS.	AVG.	LG	TD
01/07	at Saints	S	4	79	19.8	24	0
2017 TOTALS	1-1		4	79	19.8	24	0

2015 GXG REGULAR SEASON (PANTHERS)

RECEIVING							
DATE	OPPONENT	P/S	NO.	YDS.	AVG.	LG	TD
09/13	at Jaguars	P	1	9	9.0	9	0
09/20	Texans	P	1	15	15.0	15	0
09/27	Saints	P	1	14	14.0	14	0
10/04	at Buccaneers	P	0	0	0.0	0	0
10/18	at Seahawks	P	2	24	12.0	16	0
10/25	Eagles	P	1	20	20.0	20	0
11/02	Colts	P	1	8	8.0	8	0
11/08	Packers	P	3	71	23.7	52	1
11/15	at Titans	P	2	41	20.5	27	0
11/22	Washington	S	4	64	16.0	35	1
11/26	at Cowboys	S	2	19	9.5	15	0
12/06	at Saints	S	1	13	13.0	13t	1
12/13	Falcons	P	3	25	8.3	11	0
12/20	at Giants	S	2	30	15.0	16	1
12/27	at Falcons	P	0	0	0.0	0	0
01/03	Buccaneers	S	7	120	17.1	41	1
2015 TOTALS	16-5		31	473	15.3	52	5

2015 GXG POSTSEASON (PANTHERS)

DATE	OPPONENT	P/S	NO.	YDS.	AVG.	LG	TD
01/17	Seahawks	S	1	12	12.0	12	0
01/24	Cardinals	S	2	21	10.5	16	1
02/07	at Broncos	S	2	40	20.0	24	0
2015 TOTALS	3-3		5	73	14.6	24	1

52 RASHAN GARY

Ht: 6-5 Wt: 277 Born: December 3, 1997

NFL Games Played/Started: 31/4

Acquired: **01a-19**

Linebacker // Michigan

Third NFL Season // Third Packers Season



PRO HIGHLIGHTS:

➤ Finished No. 2 on the team with five sacks and tied for No. 2 on the team with 11 QB hits last season.

➤ According to NFL Next Gen Stats, led the Packers (min. 50 pass rush snaps) in both pass-rush rate (12.0) and disruption rate (15.1) in 2020.

➤ Saw action in both postseason contests in his second season, finishing with 1½ sacks (No. 2 on the team) and three QB hits (tied for No. 1 on the team).

➤ Played in all 16 games as a rookie and finished No. 5 on the team with 19 QB pressures. Also registered 30 tackles (14 solo), two sacks, three tackles for a loss, a fumble recovery and seven QB hits.

➤ Appeared in both 2019 playoff contests and registered two tackles (both assisted) and a QB pressure.

➤ Recorded a season-best six tackles (one solo), a sack, a fumble recovery, two QB pressures and a QB hit vs. Denver in Week 3 in 2019.

➤ Selected by the Packers in the first round (No. 12 overall) of the 2019 NFL Draft, becoming the first player from the University of Michigan to be picked by Green Bay in the first round since LB John Anderson (No. 26 overall) in 1978.

2020 SEASON: Saw action in 15 games with four starts, registering 35 tackles (19 solo), 11 QB hits (tied for No. 2 on the team), five sacks (No. 2 on the team), five tackles for a loss and a fumble recovery...Missed Week 4 with an ankle injury...Played in both postseason contests, posting five tackles (three solo), 1½ sacks, a tackle for a loss and three QB hits (tied for the team lead)...**At Minnesota (Sept. 13):** Posted two tackles (one solo) and two QB hits while playing 32 snaps on defense. Hit QB Kirk Cousins late in the second quarter and with just under 10 minutes to go in the fourth quarter, with both plays resulting in incompletions...**Vs. Detroit (Sept. 20):** Recorded four tackles (two solo), a career-high 1½ sacks, a tackle for a loss and was tied for the team lead with two QB hits. In the third quarter, pressured QB Matthew Stafford on a play that resulted in an interception returned 7 yards for a TD. Sacked Stafford in the fourth quarter to force a third-and-30 the Lions did not convert and Detroit punted on fourth down. With just over three minutes to play in the game, split a sack of Stafford with LB Preston Smith to force a fourth-and-16 the Lions did not convert...**At San Francisco (Nov. 5):** Registered two tackles (one solo) on 24 defensive snaps. Early in the fourth quarter, brought down WR Richie James after a 9-yard gain on third-and-10 at the GB 5-yard line and then teamed with LB Ty Summers to stop QB Nick Mullens for no gain on fourth-and-1...**Vs. Jacksonville (Nov. 15):** Recorded two tackles (both solo), a tackle for a loss, a QB hit and a sack. With just over a minute and a half to play in the game and GB up by four and JAX at the GB 36-yard line, sacked QB Jake Luton for a loss of 6 yards to force a third-and-16 on a drive that saw the Jaguars turn the ball over on downs two plays later...**At Indianapolis (Nov. 22):** Played on 35 defensive snaps, finishing with three tackles (two solo), a QB hit and a pass defended. In the second quarter, hit QB Philip Rivers right

AT A GLANCE ...

- Finished No. 2 on the team with five sacks and tied for No. 2 on the team with 11 QB hits last season. Also appeared in both postseason contests, finishing with 1½ sacks (No. 2 on the team) and three QB hits (tied for No. 1 on the team).
- Played in all 16 games as a rookie in 2019 and finished No. 5 on the team with 19 QB pressures. Also registered 30 tackles (14 solo), two sacks, three tackles for a loss, a fumble recovery and seven QB hits.
- Earned first-team All-Big Ten recognition from the league's coaches as a sophomore and as a junior at the University of Michigan, also earning second-team honors from *The Associated Press* in both of those seasons.
- Was part of Michigan defenses that ranked in the top three in the country in total defense in all three of his seasons with the Wolverines (No. 2 in 2018, No. 3 in 2017, No. 1 in 2016).
- Was named the 2015 All-USA Defensive Player of the Year by USA Today following his senior season at Paramus (N.J.) Catholic High School and was rated as the top prospect in the nation by Rivals.com, Scout.com and ESPN.

after he threw a pass that was tipped by DL Billy Winn and picked off by LB Christian Kirksey, giving the Packers the ball at the Colts' 29-yard line...**Vs. Philadelphia (Dec. 6):** Started and played 36 defensive snaps, recording four tackles (two solo), 1½ sacks (tied career high), a tackle for a loss and a QB hit...**At Detroit (Dec. 13):** Played 19 snaps on defense and finished with one tackle (solo), a sack, a tackle for a loss and a QB hit. Brought Stafford down on third-and-18 to force a punt in the second quarter, giving him 2½ sacks in two games against Detroit on the season...**At Chicago (Jan. 3):** Matched his career high with six tackles (three solo), a tackle for a loss and a fumble recovery. In the second quarter, recovered a TE Cole Kmet fumble forced by CB Jaire Alexander, giving GB the ball at the Bears' 22-yard line. The ensuing drive resulted in a TD to put the Packers up, 21-10...**Vs. L.A. Rams (NFC Divisional, Jan. 16):** Saw time on 33 defensive snaps, recording three tackles (two solo), a playoff career-high 1½ sacks, a tackle for a loss and three QB hits. Teamed with DL Kenny Clark to sack QB Jared Goff for a loss of 9 yards to force a punt in the third quarter. With just under five minutes left in the game, sacked Goff for a loss of 4 yards on fourth-and-13.

2019: Played in all 16 games and posted 30 tackles (14 solo), two sacks, three tackles for a loss, a fumble recovery, seven QB hits and 19 QB pressures (No. 5 on the team)... Played in both playoff contests and registered two tackles (both assisted) and a QB pressure...**Vs. Denver (Sept. 22):** Played 26 snaps and registered a career-high six tackles (one solo), a sack, a fumble recovery, two QB pressures and a QB hit. Posted his first fumble recovery as a pro when he recovered QB Joe Flacco's fumble forced on LB Preston Smith's sack, giving Green Bay the ball at the Denver 5 to set up a TD. Late in the fourth quarter, shed a block by RT Elijah Wilkinson to bring down Flacco for a 7-yard loss, the first sack of his career...**At Dallas (Oct. 6):** Posted four tackles (two solo) and two QB pressures...**Vs. Oakland (Oct. 20):** Played 18 snaps on defense, recording

four tackles (one solo) and two QB pressures...**At N.Y. Giants (Dec. 1):** Recorded a solo tackle, a QB hit and a QB pressure...**vs. Washington (Dec. 8):** Played 13 snaps on defense and posted three tackles (all solo) and a QB hit, including a tackle for a loss in the second quarter of RB Adrian Peterson (3-yard loss) after LB Za'Darius Smith forced a Peterson fumble...**vs. Chicago (Dec. 15):** Appeared on 18 plays on defense and posted three tackles (all solo), a sack, two QB pressures and a QB hit. Late in the second quarter, fought off a block from RT Cornelius Lucas III to get to QB Mitchell Trubisky for a 6-yard sack...**At Minnesota (Dec. 23):** Played 15 snaps on defense and registered two tackles (both assisted), two QB pressures and a QB hit...**vs. Seattle (NFC Divisional, Jan. 12):** Played 10 snaps on defense, posting two assisted tackles and a QB pressure.

COLLEGE: Played in 35 games with 22 starts in three seasons for the Wolverines, posting 137 tackles (53 solo), 10½ sacks, 24 tackles for a loss and a forced fumble... Earned first-team All-Big Ten recognition from the league's coaches as a sophomore and as a junior, also earning second-team honors from *The Associated Press* in both of those seasons...Was a part of Michigan defenses that ranked in the top three in the country in total defense in all three of his seasons with the Wolverines (No. 2 in 2018, No. 3 in 2017, No. 1 in 2016)...Earned Academic All-Big Ten honors in 2017 and 2018...Majored in general studies...**Junior season (2018):** Started all nine games he appeared in at DE, finishing with 44 tackles (18 solo), 3½ sacks, seven tackles for a loss and five QB hits...Earned first-team All-Big Ten honors from the league's coaches and second-team recognition from AP...Was named to the watch lists for the Walter Camp Player of the Year, Bronko Nagurski Trophy, Chuck Bednarik Award and Ted Hendricks Award...Helped the Wolverines rank No. 2 in the country in total defense (275.2 ypg) and passing defense (147.8 ypg) and No. 16 in scoring defense (19.4 ppg)...Posted seven tackles (three solo), a sack and a QB hit vs. Western Michigan (Sept. 8)...Recorded a season-best nine tackles (six solo) and a season-high 1½ sacks vs. Indiana (Nov. 17)... Contributed five tackles (three solo) and a tackle for a loss at Ohio State (Nov. 24)...**Sophomore season (2017):** Started all 13 contests at DE and posted a career-high 66 tackles (24 solo), a career-best six sacks, a career-high 12 tackles for a loss and a forced fumble...Led the team with seven QB hits...Earned first-team All-Big Ten recognition from the league's coaches and second-team honors from AP...Earned Academic All-Big Ten honors...Was named the winner of the Richard Katcher Award as the team's top

defensive lineman...Part of a defense that ranked No. 1 in the nation in pass defense (150.1 ypg), No. 3 in total defense (271.0 ypg), No. 13 in scoring defense (18.8 ppg) and tied for No. 8 in sacks (42)...Posted seven tackles (two solo), including 1½ tackles for a loss and a half-sack, along with a forced fumble vs. Air Force (Sept. 16)...Contributed nine tackles (three solo), highlighted by 2½ tackles for a loss and a sack, at Indiana (Oct. 14)...Tied for the team lead with a career-high 11 tackles (four solo) and a career-best two sacks, including a 6-yard sack of QB J.T. Barrett in the third quarter to force a three-and-out vs. Ohio State (Nov. 25)...**Freshman season (2016):** Appeared in all 13 games, contributing 27 tackles (11 solo), five tackles for a loss and a sack...Was tied for No. 3 on the team with seven QB hits...Part of a defense that ranked No. 1 in the country in total defense (261.8 ypg) and passing defense (142.5 ypg) and No. 2 in scoring defense (14.1 ppg)... Posted a season-high six tackles (three solo), including two tackles for a loss and his first sack as a Wolverine, vs. Central Florida (Sept. 10)...Made four tackles (two solo), including 1½ tackles for a loss, and added a career-high three QB hits vs. Central Florida (Sept. 10).

PERSONAL: Given name Rashan Abdul Gary...Nick-name is "Bane Gary"...Born in Plainfield, N.J. ...Has his own agency, Rashan Gary Sports, that specializes in athlete and brand representation and management...**High school:** Was named the 2015 All-USA Defensive Player of the Year by *USA Today* following his senior season at Paramus Catholic (N.J.) High School...Earned first-team All-America honors from *USA Today*...Was rated as the top prospect in the country by Rivals.com, Scout.com and ESPN...Was ranked as the No. 2 player in the nation and the top defensive lineman by *PrepStar*...Posted 55 tackles, 13½ sacks and four forced fumbles as a senior...Participated in the 2016 Under Armour All-American Game and was named Most Valuable Player...Registered 55 tackles and 14 sacks as a junior...Also lettered two years in track, participating in the shot put, discus and 4x100 events, and one year in basketball...Attended Scotch Plains-Fanwood High School in Scotch Plains, N.J., as a freshman and sophomore...**Community involvement:** Signed autographs to help raise money for The Salvation Army... Participated in a Q&A with kids from the Boys & Girls Club of Greater Green Bay...Took part in the Green Bay Packers Give Back Bowling Event, which raised money for the Wisconsin Court Appointed Special Advocates (CASA) Association, whose programs champion the needs of abused and neglected children...Visited hospitals and schools while he was in college.

NFL debut: at Chicago, 9/5/19

First NFL sack: vs. Denver, 9/22/19 (J.Flacco)

CAREER TRANSACTIONS

- 2019 Selected by Green Bay Packers as first of two choices in the first round (12th overall) of '19 NFL Draft, April 25...Signed first contract, May 3.

RETIRED NUMBERS, BY FRANCHISES WITH MOST CHAMPIONSHIPS, BY SPORT

Retired Numbers	Franchise	League	World Championships
22	Boston Celtics	National Basketball Association	17
*22	New York Yankees	Major League Baseball	27
**15	Montreal Canadiens	National Hockey League	24
6	Green Bay Packers	National Football League	13

*Includes No. 42, which was retired for Brooklyn's Jackie Robinson (leaguewide), but also for New York's Mariano Rivera

**Does not include Wayne Gretzky (No. 99 retired leaguewide)

RASHAN GARY'S NFL REGULAR-SEASON DEFENSIVE STATISTICS

YEAR	TEAM	GP	TACKLES										INTERCEPTIONS					O. FUMB					ST			MISC		
			GS	TK	S	A	TFL	YDS	SK	YDS	QBH	NO	YDS	LG	TD	PD	FF	FR	YDS	TK	S	A	FF	FR	S	A		
2019	Packers	16	0	30	14	16	3	16	2.0	13.0	7	0	0	0	0	0	0	1	0	0	0	0	0	0	0	0	0	0
2020	Packers	15	4	35	19	16	5	27	5.0	31.0	11	0	0	0	0	1	0	1	1	0	0	0	0	0	0	0	0	
NFL TOTALS		31	4	65	33	32	8	43	7.0	44.0	18	0	0	0	0	1	0	2	1	0	0	0	0	0	0	0	0	

RASHAN GARY'S NFL POSTSEASON DEFENSIVE STATISTICS

YEAR	TEAM	GP	TACKLES										INTERCEPTIONS					O. FUMB					ST			MISC		
			GS	TK	S	A	TFL	YDS	SK	YDS	QBH	NO	YDS	LG	TD	PD	FF	FR	YDS	TK	S	A	FF	FR	S	A		
2019	Packers	2	0	2	0	2	0	0	0.0	0.0	0	0	0	0	0	0	0	0	0	0	0	0	0	0	0	0	0	
2020	Packers	2	0	5	3	2	1	4	1.5	8.5	3	0	0	0	0	0	0	0	0	0	0	0	0	0	0	0		
NFL TOTALS		4	0	7	3	4	1	4	1.5	8.5	3	0	0	0	0	0	0	0	0	0	0	0	0	0	0	0		

SINGLE-GAME HIGHS: DEFENSIVE

Total Tackles	6 at Chicago Bears, Jan 03, 2021 6 vs. Denver Broncos, Sep 22, 2019	Fumble Recoveries	1 at Chicago Bears, Jan 03, 2021 1 vs. Denver Broncos, Sep 22, 2019
Sacks	1.5 vs. Philadelphia Eagles, Dec 06, 2020 1.5 vs. Detroit Lions, Sep 20, 2020	Tackles For Loss	1 at Chicago Bears, Jan 03, 2021 1 at Detroit Lions, Dec 13, 2020 ...6 more at 1.
Passes Defensed	1 at Indianapolis Colts, Nov 22, 2020		

2020 GXG REGULAR SEASON (PACKERS)

DATE	OPONENT	P/S	TK	S	A	SK	YDS	INT	PD	FF	FR	
09/13	at Vikings	P	2	1	0.0	0.0	0	0	0	0	0	
09/20	Lions	P	4	2	1.5	12.5	0	0	0	0	0	
09/27	at Saints	S	1	0	1.0	0.0	0	0	0	0	0	
10/05	Falcons	GAME INACTIVE/INJURY										
10/18	at Buccaneers	P	2	1	1.0	0.0	0	0	0	0	0	
10/25	at Texans	P	0	0	0.0	0.0	0	0	0	0	0	
11/01	Vikings	P	0	0	0.0	0.0	0	0	0	0	0	
11/05	at 49ers	P	2	1	1.0	0.0	0	0	0	0	0	
11/15	Jaguars	P	2	2	0.1	6.0	0	0	0	0	0	
11/22	at Colts	P	3	2	1.0	0.0	0	1	0	0	0	
11/29	Bears	S	0	0	0.0	0.0	0	0	0	0	0	
12/06	Eagles	S	4	2	2.1	5.5	0	0	0	0	0	
12/13	at Lions	P	1	1	0.1	7.0	0	0	0	0	0	
12/19	Panthers	S	3	1	2.0	0.0	0	0	0	0	0	
12/27	Titans	P	5	3	2.0	0.0	0	0	0	0	0	
01/03	at Bears	P	6	3	3.0	0.0	0	0	1	0	1	
2020 TOTALS		15-4	35	19	16.5	0.31	0	0	1	0	1	

2019 GXG REGULAR SEASON (PACKERS)

DATE	OPONENT	P/S	TK	S	A	SK	YDS	INT	PD	FF	FR
09/05	at Bears	P	0	0	0.0	0.0	0	0	0	0	0
09/15	Vikings	P	1	0	1.0	0.0	0	0	0	0	0
09/22	Broncos	P	6	1	5.1	7.0	0	0	0	0	1
09/26	Eagles	P	2	2	2.0	0.0	0	0	0	0	0
10/06	at Cowboys	P	4	2	2.0	0.0	0	0	0	0	0
10/14	Lions	P	0	0	0.0	0.0	0	0	0	0	0
10/20	Raiders	P	4	1	3.0	0.0	0	0	0	0	0
10/27	at Chiefs	P	1	1	0.0	0.0	0	0	0	0	0
11/03	at Chargers	P	3	2	1.0	0.0	0	0	0	0	0
11/10	Panthers	P	0	0	0.0	0.0	0	0	0	0	0
11/24	at 49ers	P	0	0	0.0	0.0	0	0	0	0	0
12/01	at Giants	P	1	1	0.0	0.0	0	0	0	0	0
12/08	Washington	P	3	3	0.0	0.0	0	0	0	0	0
12/15	Bears	P	3	3	0.1	6.0	0	0	0	0	0
12/23	at Vikings	P	2	2	0.0	0.0	0	0	0	0	0
12/29	at Lions	P	0	0	0.0	0.0	0	0	0	0	0
2019 TOTALS		16-0	30	14	16.2	0.13	0	0	0	0	1

2020 GXG POSTSEASON (PACKERS)

01/16	Rams	P	3	2	1.5	8.5	0	0	0	0	0
01/24	Buccaneers	P	2	1	1.0	0.0	0	0	0	0	0
2020 TOTALS		2-0	5	3	2.1	8.5	0	0	0	0	0

2019 GXG POSTSEASON (PACKERS)

01/12	Seahawks	P	2	2	0.0	0.0	0	0	0	0	0
01/19	at 49ers	P	0	0	0.0	0.0	0	0	0	0	0
2019 TOTALS		2-0	2	2	0.0	0.0	0	0	0	0	0

GREEN BAY PACKERS

Most seasons leading team, total tackles*

5	A.J. Hawk, 2006, 2008, 2010, 2012-13 Nick Barnett, 2003-05, 2007, 2009
4	Brian Noble, 1986-87, 1989, 1991 Bernardo Harris, 1997-98, 2000-01
3	Mike Douglass, 1980-81, 1983 Mark Murphy, 1984, 1988 (tied), 1990 Blake Martinez, 2017-19

Most consecutive seasons leading team, total tackles*

3	Nick Barnett, 2003-05 Blake Martinez, 2017-19
2	Johnnie Gray, 1975-76 Mike Douglass, 1980-81 Brian Noble, 1986-87 Johnny Holland, 1992-93 Bernardo Harris, 1997-98 Bernardo Harris, 2000-01 A.J. Hawk, 2012-13

GREEN BAY PACKERS

Most unassisted tackles, season*

151	Rich Wingo, 1979
146	Mike Douglass, 1981
133	Steve Luke, 1978
128	Nick Barnett, 2005
127	Mike Douglass, 1983
	Blake Martinez, 2019

Longest Interception Return (All TDs)

99	Tim Lewis, vs. LARm, Nov. 18, 1984 Aaron Rouse, vs. Ind., Oct. 19, 2008
95	Nick Barnett, vs. NO, Oct. 9, 2005
94	Rebel Steiner, vs. ChiB, Oct. 1, 1950
91	Hal Van Every, at Pit., Nov. 23, 1941
90	LeRoy Butler, vs. SD, Sept. 15, 1996 Mike McKenzie, vs. ChiB, Dec. 7, 2003

*Coaches tracked Packers defensive statistics from 1975-2019. The team resumed the use of defensive statistics provided by the league in 2020.

KA'DAR HOLLMAN 29

Ht: 6-0 Wt: 196 Born: September 18, 1994

NFL Games Played/Started: 18/1

Acquired: 06a-19

Cornerback // Toledo

Third NFL Season // Third Packers Season

PRO HIGHLIGHTS:

► Played in 14 games with one start in 2020, registering eight tackles (seven solo) and three passes defended on defense and two tackles on special teams.

► Appeared in four games as a rookie in 2019, seeing time on special teams and defense.

► Selected by the Packers in the sixth round (No. 185 overall) of the 2019 NFL Draft, becoming the fifth player out of Toledo drafted by the Packers and the first since WR Carl Ford (seventh round, No. 256 overall) in 2003. Prior to Ford, Green Bay had not drafted a player from Toledo since E Gene Cook (13th round, No. 147 overall) in 1958.

► Became the highest-selected defensive player from the University of Toledo since DB Clarence Love was picked in the fourth round (No. 116 overall) of the 1998 NFL Draft by the Philadelphia Eagles.

► Dating back to 1970, became the sixth defensive back from Toledo selected in the NFL Draft, according to pro-football-reference.com.

2020 SEASON: Played in 14 games with one start and registered eight tackles (seven solo) and three passes defended...Also made two special teams tackles...Inactive in Week 11 (quadripec) and Week 14 (healthy scratch)...Inactive (healthy scratch) for both postseason contests...

At Minnesota (Sept. 13): Appeared on 10 plays on special teams, notching the first special teams tackle of his NFL career on kickoff coverage at the end of the third quarter...**Vs. Atlanta (Oct. 5):** Played 12 snaps on defense, recording his first career tackle and two passes defended. Late in the fourth quarter, hit WR Olamide Zaccheaus as the pass arrived to force an incompletion and record his first career pass defended. On the game's final play, punched the ball out of WR Christian Blake's hands to force another incompletion...**At At San Francisco (Nov. 5):** Notched two tackles (one solo) in 26 snaps of work on defense after stepping in for injured CB Jaire Alexander...**Vs. Jacksonville (Nov. 15):** Made his first career start, posting a career-high four tackles (all solo) and a pass defended while playing 51 defensive snaps...**Vs. Philadelphia (Dec. 6):** Notched a tackle on special teams in 16 plays of action.

2019: Played in four games, seeing time on special teams and defense...Was inactive for 12 contests (Weeks 1-2 with neck injury, Weeks 3-4, 8-10, 12-16 as healthy scratch) and both playoff games (healthy scratch)...**At Dallas (Oct. 6):** Made his NFL debut, appearing on five plays on special teams...**Vs. Oakland (Oct. 20):** Saw the first action of his career on defense, appearing on four plays, and also played five snaps on special teams...**At Detroit (Dec. 29):** Played 15 snaps on special teams and downed a first-quarter JK Scott punt at the Detroit 7...**2019 Draft:** Selected by the Packers with the first of two picks in the sixth round (No. 185 overall).

COLLEGE: Played in 42 games with 35 starts at the University of Toledo, totaling 114 tackles (85 solo), two interceptions, 29 passes defended, a forced fumble and a fumble recovery...Helped Toledo make it to a bowl game in

AT A GLANCE ...

- Played in 14 games with one start in 2020, registering eight tackles (seven solo) and three passes defended on defense and two tackles on special teams.
- Appeared in four games as a rookie in 2019, seeing time on special teams and defense.
- Played in 42 games with 35 starts at the University of Toledo, totaling 114 tackles (85 solo), two interceptions, 29 passes defended, a forced fumble and a fumble recovery.
- As a senior in 2018, started all 13 games and set career highs in tackles (43), solo tackles (33) and passes defended (13, tied for No. 1 in the Mid-American Conference).
- Began his collegiate career as a walk-on, earning a scholarship after the 2016 season. Was awarded the team's Binder Memorial Award as the team's top walk-on in 2016, and was UT's 2018 nominee for the Burlsworth Trophy, awarded annually to the best player in the nation who began his career as a walk-on.

each of his four seasons...Began his collegiate career as a walk-on, earning a scholarship after the 2016 season...Was awarded the Binder Memorial Award as the team's top walk-on in 2016, and was UT's 2018 nominee for the Burlsworth Trophy, awarded annually to the best player in the nation who began his career as a walk-on...Earned a degree in individualized study with a minor in business and is working toward his master's in recreation and leisure studies...**Senior season: (2018):** Started all 13 games, setting career highs in tackles (43), solo tackles (33), passes defended (13), forced fumbles (one) and fumble recoveries (one) while tying his career best with one INT...Was tied for No. 1 in the Mid-American Conference in passes defended...Was UT's 2018 nominee for the Burlsworth Trophy, awarded annually to the best player in the nation who began his career as a walk-on...Participated in the 94th annual East-West Shrine Game in St. Petersburg, Fla. ...Tied his career best with six tackles (four solo), a forced fumble and three passes defended vs. Buffalo (Oct. 20)...Recorded a career-high four passes defended vs. Central Michigan (Nov. 23)...Tied his career high with six tackles (four solo) vs. FIU (Bahamas Bowl, Dec. 21)...**Junior season (2017):** Started in all 14 games, recording 35 tackles (26 solo), an INT and eight passes defended (tied for No. 2 on the team)...Finished No. 2 on the team with a season-best five tackles (three solo) and led the team with a season-high two passes defended vs. Eastern Michigan (Oct. 7)...Recorded two tackles (one solo) and tied for the game high with two passes defended vs. Akron (MAC Championship, Dec. 2) to help the Rockets win their first conference championship since 2004...**Sophomore season (2016):** Played in all 13 games with eight starts and registered 33 tackles (25 solo) and eight passes defended...Awarded the team's Binder Memorial Award as the top walk-on...Finished No. 3 on the team with a career-high six tackles (five solo) and led the team with a season-best two passes defended at Arkansas State (Sept. 2)...Registered a tackle and recorded two passes defended for the second straight week vs. Maine (Sept. 10), helping to hold the Black Bears to 65 net yards on 9-of-25 passing...**Freshman season (2015):** Saw action in two games and tallied three tackles (two solo).

VETERANS

COMMUNITY

ADMIN. & COACHES

HOLLMAN

DRAFT & FREE AGENTS

2020 REVIEW

RECORDS & HISTORY

LAMBEAU FIELD

MISC.

PERSONAL: Given name Ka'dar Chaz Hollman...Name is pronounced kuh-DAR HOLE-man...Nickname is "Dar"... Born in Trenton, N.J. ...In sixth and seventh grade, ranked third in the state of New Jersey in the 100-meter dash...
High school: Attended Milford Academy in New Berlin, N.Y., in 2013, recording 26 tackles, four INTs and six pass breakups...Earned all-county and all-conference honors in his junior and senior seasons at Burlington Township (N.J.) High School...Registered 22 receptions for 720 yards (32.7 avg.) as a senior...Totaled 250 yards rushing as a senior...

Recorded 62 tackles, an INT and seven passes defended as a senior...Tallied 50 tackles, an INT, eight passes defended and 400 yards in kickoff returns as a junior...**Community involvement:** Spoke to students in Neenah, Wis., and helped lead them in fitness activities as part of the NFL's Fuel Up to Play 60...Helped teammate Adrian Amos and his 1st Still Here Foundation surprise members of the local Boys & Girls Club of Greater Green Bay with a holiday shopping spree.

NFL debut: at Dallas, 10/6/19
First NFL start: vs. Jacksonville, 11/15/20

CAREER TRANSACTIONS

- 2019 Selected by Green Bay Packers as first of two choices in the sixth round (185th overall) of '19 NFL Draft, April 27...Signed first contract, May 3.

KA'DAR HOLLMAN'S NFL REGULAR-SEASON DEFENSIVE STATISTICS

YEAR	TEAM	GP	GS	TACKLES						INTERCEPTIONS					O. FUMB			ST			MISC					
				TK	S	A	TFL	YDS	SK	YDS	QBH	NO	YDS	LG	TD	PD	FF	FR	YDS	TK	S	A	FF	FR	S	A
2019	Packers	4	0	0	0	0	0	0	0	0	0	0	0	0	0	0	0	0	0	0	0	0	0	0	0	0
2020	Packers	14	1	8	7	1	0	0	0	0	0	0	0	0	0	3	0	0	0	2	0	2	0	0	0	0
NFL TOTALS		18	1	8	7	1	0	0	0	0	0	0	0	0	3	0	0	0	2	0	2	0	0	0	0	0

SINGLE-GAME HIGHS: DEFENSIVE

Total Tackles 4 vs. Jacksonville Jaguars, Nov 15, 2020
 2 at San Francisco 49ers, Nov 05, 2020
Passes Defensed 2 vs. Atlanta Falcons, Oct 05, 2020
 1 vs. Jacksonville Jaguars, Nov 15, 2020

Special Teams Tackles 1 vs. Philadelphia Eagles, Dec 06, 2020
 1 at Minnesota Vikings, Sep 13, 2020

2020 GXG REGULAR SEASON (PACKERS)

DATE	OPPONENT	P/S	TK	S	A	SK	YDS	INT	PD	FF	FR
09/13	at Vikings	P	0	0	0	0	0	0	0	0	0
09/20	Lions	P	0	0	0	0	0	0	0	0	0
09/27	at Saints	P	0	0	0	0	0	0	0	0	0
10/05	Falcons	P	1	1	0	0	0	2	0	0	0
10/18	at Buccaneers	P	1	1	0	0	0	0	0	0	0
10/25	at Texans	P	0	0	0	0	0	0	0	0	0
11/01	Vikings	P	0	0	0	0	0	0	0	0	0
11/05	at 49ers	P	2	1	1	0	0	0	0	0	0
11/15	Jaguars	S	4	4	0	0	0	1	0	0	0
11/22	at Colts		GAME INACTIVE/INJURY								
11/29	Bears	P	0	0	0	0	0	0	0	0	0
12/06	Eagles	P	0	0	0	0	0	0	0	0	0
12/13	at Lions		INACTIVE								
12/19	Panthers	P	0	0	0	0	0	0	0	0	0
12/27	Titans	P	0	0	0	0	0	0	0	0	0
10/03	at Bears	P	0	0	0	0	0	0	0	0	0
2020 TOTALS		14-1	8	7	1	0	0	0	3	0	0

2019 GXG REGULAR SEASON (PACKERS)

DATE	OPPONENT	P/S	TK	S	A	SK	YDS	INT	PD	FF	FR
09/05	at Bears		GAME INACTIVE/INJURY								
09/15	Vikings		GAME INACTIVE/INJURY								
09/22	Broncos		INACTIVE								
09/26	Eagles		INACTIVE								
10/06	at Cowboys	P	0	0	0	0	0	0	0	0	0
10/14	Lions	P	0	0	0	0	0	0	0	0	0
10/20	Raiders	P	0	0	0	0	0	0	0	0	0
10/27	at Chiefs		INACTIVE								
11/03	at Chargers		INACTIVE								
11/10	Panthers		INACTIVE								
11/24	at 49ers		INACTIVE								
12/01	at Giants		INACTIVE								
12/08	Washington		INACTIVE								
12/15	Bears		INACTIVE								
12/23	at Vikings		INACTIVE								
12/29	at Lions	P	0	0	0	0	0	0	0	0	0
2019 TOTALS		4-0	0	0	0	0	0	0	0	0	0

THE 1920 PACKERS

Name, Position	Games	Name, Position	Games	Name, Position	Games
Nate Abrams, E	9	¹ Guy Leaper, T	8	Gus Rosenow, B	10
Henry "Tubby" Bero, B	2	² Wes Leaper, T	1	Charlie Sauber, C-G	3
Howard "Cub" Buck, G	1	³ Malis, G	1	³ Smith, G	1
Maurice "Jack" Dalton, B	11	Herm Martell, E	5	Almore "Buff" Wagner, B	11
Rigney Dwyer, E	9	Orlo "Toody" McLean, B	8	Lyle "Cowboy" Wheeler, E-B	5
Jennings Gallagher, B	1	George Medley, B	6	Milt Wilson, T-G	7
Frank "Fritz" Gavin, C-E	8	Don Murphy, T	1	Carl Zoll, G	8
Feryl "Fee" Klaus, C	10	Herb Nichols, E	1	Martin Zoll, G	11
Wally Ladrow, B	9	Al Petcka, T	4		
Curly Lambeau, B	11	Sam Powers, T	11		

¹Listed only by last name with no first initial in most game summaries, but Guy was listed as a team member in the postseason banquet program along with 21 others, most of whom played regularly, whereas Wes was not.

²Listed only by his last name in the game summary; ³Listed only by his last name in the game summary.

JOSH JACKSON 37

VETERANS

Ht: 6-0 Wt: 196 Born: April 3, 1996

NFL Games Played/Started: 42/15

Acquired: 02-18

Cornerback // Iowa

Fourth NFL Season // Fourth Packers Season

PRO HIGHLIGHTS:

➤ In 2020, saw action in 12 games (five starts), recording 24 tackles (21 solo), a tackle for a loss and two passes defended while also posting two special teams tackles.

➤ Played in 14 regular-season games in 2019, posting four tackles (two solo) on defense and five tackles on special teams while also appearing in the NFC Championship Game and registering a tackle on special teams.

➤ According to pro-football-reference.com, was one of four rookie cornerbacks in the NFL to play all 16 regular-season games in 2018 (Vikings CB Holton Hill, Panthers CB Donte Jackson and Jets CB Parry Nickerson). His 10 starts were the sixth most among NFL rookie CBs in 2018.

➤ Started 10 games as a rookie and posted 59 tackles (37 solo), a tackle for a loss, a QB pressure and 13 passes defended (No. 2 on the team). Added four tackles on special teams and a recovery of a blocked punt for a TD.

➤ Started as the third CB in his NFL debut, becoming the first Green Bay rookie cornerback to start in Week 1 since Sam Shields in 2010.

➤ Selected by Green Bay in the second round of the 2018 NFL Draft (No. 45 overall), becoming the highest-drafted Hawkeye defensive back since S Bob Sanders in 2004 (Indianapolis Colts, No. 44 overall).

➤ Was the third defensive player the Packers had picked out of Iowa in the past seven drafts (DL Mike Daniels, fourth round in 2012 / DB Micah Hyde, fifth round in 2013).

2020 SEASON: Played in 12 games with five starts, recording 24 tackles (21 solo), a tackle for a loss and two passes defended...Added two tackles on special teams...Inactive for two contests (Week 12-13) with a concussion and Weeks 15 and 17 and both postseason contests (healthy scratch)...**Vs. Detroit (Sept. 20):** Played five snaps on defense and 19 on special teams, recording a pass defended and returning one punt for 6 yards. It was his third career punt return and first since 2018...**At Tampa Bay (Oct. 18):** Was one of two players (Adrian Amos) to play all 65 defensive snaps, finishing tied for No. 2 on the team with six tackles (five solo). Also saw action on 10 plays on special teams. Slashed into the backfield and stopped RB LeSean McCoy for a gain of 1 yard on third-and-2 to force a punt in the first quarter...**At Houston (Oct. 25):** Played on all 68 defensive snaps as well as nine special teams plays, finishing with four solo tackles and a tackle for a loss. In the first quarter, stopped RB David Johnson for a loss of 1-yard on third-and-1 to force a punt...**Vs. Minnesota (Nov. 1):** Finished tied for third on the team with five tackles (four solo)...**At San Francisco (Nov. 5):** Led the team with 56 defensive snaps played while also seeing action on seven special teams plays. Finished tied for No. 3 on the defense with four tackles (all solo)...**Vs. Jacksonville (Nov. 15):** Started in place of injured CB Kevin King for the fifth straight week and played 60 snaps on defense, registering three tackles (two solo).

2019: Played in 14 games and posted four tackles (two solo) on defense and five tackles on special teams...Was

AT A GLANCE ...



- Appeared in 42 games with 15 starts over his first three seasons (2018-20), recording 87 tackles (60 solo), 15 passes defended, two tackles for a loss and 11 special teams tackles.
- According to pro-football-reference.com, was one of four rookie cornerbacks in the NFL to play all 16 regular-season games in 2018 (Vikings CB Holton Hill, Panthers CB Donte Jackson and Jets CB Parry Nickerson). His 10 starts were the sixth most among NFL rookie CBs in 2018.
- Played in all 16 games with 10 starts as a rookie in 2018 and posted 59 tackles (37 solo), a tackle for a loss, a QB pressure and 13 passes defended (No. 2 on the team). Added four tackles on special teams and a recovery of a blocked punt for a TD.
- Named a permanent team captain on defense for Iowa in 2017 and was a consensus first-team All-American as well as first-team All-Big Ten by the league's coaches and media after leading the nation and tying the single-season school record with eight interceptions.

inactive for Weeks 9-10 (healthy scratch)...Appeared in the NFC Championship Game and registered a tackle on special teams after being inactive (illness) for the NFC Divisional contest...**Vs. Denver (Sept. 22):** Played 15 snaps and registered two tackles (both assisted) on defense...**Vs. Detroit (Oct. 14):** Appeared on 25 plays on special teams which tied for the team high...**At San Francisco (Nov. 24):** Led the team with two tackles on special teams...**At N.Y. Giants (Dec. 1):** Appeared on eight plays on defense and 13 on special teams, recording a solo tackle on defense and a tackle on special teams...**Vs. Washington (Dec. 8):** Played 26 snaps on defense and recorded a solo tackle...**Vs. Chicago (Dec. 15):** Appeared on 16 plays on special teams and posted a tackle...**At Minnesota (Dec. 23):** Played 18 snaps on special teams and registered a tackle.

2018: Played in all 16 games with 10 starts and posted 59 tackles (37 solo), a tackle for a loss, a QB pressure and 13 passes defended (No. 2 on the team)...Added four tackles on special teams and a recovery of a blocked punt for a TD...**Vs. Chicago (Sept. 9):** Started as the third CB in his NFL debut, becoming the first Green Bay rookie cornerback to start in Week 1 since Shields in 2010. Registered three tackles (all solo) and a pass defended...**Vs. Minnesota (Sept. 16):** Midway through the first quarter, recovered a Matt Wile punt that had been blocked by WR Geronimo Allison, catching the ball in the front of the end zone for the score. Became the first Packer to score on a blocked punt since LB Dezman Moses vs. Jacksonville on Oct. 28, 2012. Also registered a tackle on special teams...**Vs. Buffalo (Sept. 30):** Recorded seven tackles (four solo) and two passes defended. Late in the first half, broke up a QB Josh Allen pass intended for WR Kelvin Benjamin near the sideline. Early in the fourth quarter, broke up a deep pass over the middle intended for WR Zay Jones on third down...**At New England (Nov. 4):** Finished with five tackles (three solo) and two passes defended (tied for the team lead). Midway through the third quarter, batted down a QB Tom Brady pass on third-and-goal from the 1 that was intended for WR Chris Hogan. On the next series, drilled WR Julian Edelman on a short pass just as the ball arrived for the pass breakup...**At Minnesota (Nov. 25):**

COMMUNITY

ADMIN. & COACHES

JACKSON

DRAFT & FREE AGENTS

2020 REVIEW

RECORDS & HISTORY

LANE/PAU FIELD

MISC.

Finished No. 2 on the team with a career-high nine tackles (seven solo) and a pass defended...**Vs. Atlanta (Dec. 9):** Finished with three tackles (two solo) and two passes defended. Late in the third quarter, got a hand in to break up a pass over the middle from QB Matt Ryan intended for TE Austin Hooper. Late in the fourth quarter, broke up a deep pass from Ryan intended for WR Mohamed Sanu in the end zone. Added a tackle on special teams, bringing down WR Marvin Hall at the Atlanta 8 on a second-quarter kickoff return after Hall fumbled the ball near the goal line...**At N.Y. Jets (Dec. 23):** In the fourth quarter, broke up a deep pass from QB Sam Darnold to WR Robby Anderson near the sideline on third down to force a Jets punt...**Vs. Detroit (Dec. 30):** Late in the third quarter, made a leaping breakup of a third-down pass from QB Matthew Stafford intended for WR Andy Jones in the end zone...**2018 Draft:** Selected by the Packers in the second round (No. 45 overall).

COLLEGE: Played in 39 games with 14 starts in three seasons, registering 66 tackles (52 solo), 32 passes defended, eight INTs, a forced fumble and 168 interception return yards with two TDs...**Majoring in sports management...Junior season (2017):** Set career highs in games started (13), tackles (48), solo tackles (34), passes defended (26, No. 1 nationally), INT return yards (168, No. 2 in the nation) and forced fumbles (one), while his career-best eight INTs led the nation and tied the single-season school record (Desmond King, 2015, Lou King, 1981, Nile Kinnick, 1939)...**Earned consensus first-team All-America honors** as well as first-team All-Big Ten recognition from the league coaches and media...**Was also the Big Ten Conference Tatum-Woodson Defensive Back of the Year**, was a recipient of the Jack Tatum Award, presented by the Touchdown Club of Columbus, and was one of three finalists for the Jim Thorpe Award...**Named a permanent team captain on defense** and one of four recipients of the Hayden Fry Award, given to team members who show exemplary leadership and dedication throughout the year...**Averaged 7.2 yards on five punt returns...**Recorded three tackles (all solo), an INT, three passes defended and a blocked field goal vs. North Texas (Sept. 16)...**Registered three tackles (all solo) and matched the single-game school record with three INTs vs. Ohio State (Nov. 4)...**Recorded three tackles (two solo), three passes defended, a forced fumble

(recovered by Iowa) and two INTs, returning both for TDs (43 and 52 yards) at Wisconsin (Nov. 11)...**Tied the school single-game and season records with two INTs returned for TDs...**Became the only player in conference history with two scoring returns on INTs in a Big Ten game...**Sophomore season (2016):** Played in 12 games with one start at cornerback, recording 10 tackles (all solo), including a tackle for a loss, along with four passes defended...**Red-shirt freshman season (2015):** Saw action in all 14 games, recording eight tackles (all solo) and two passes defended...**Part of a Hawkeye team that opened the season 12-0 for the first time in school history...**It was the fifth time in school history that Iowa completed an undefeated regular season and the first time since 1922 (1899, 8-0-1; 1900, 8-0-1; 1921, 7-0; 1922, 7-0)...**After spending the spring as a wide receiver, was moved back to cornerback before the season.**

PERSONAL: Given name Joshua Randolph Jackson...**Born in Houston, Texas...**Nicknames include "Scoota," "Jacko" and "Rando"...**Father, Paul, was a pitcher and attended spring training with the Los Angeles Dodgers...**His dad's cousin, Rodney Milburn, won the gold medal in the 110-meter hurdles in the 1972 Olympics...**His sister, Sophia, ran track at Drake University...****High school:** Along with football, lettered four times in basketball and three times in track and field at Lake Dallas High School in Corinth, Texas...**Was a team captain as a senior while playing both wide receiver and defensive back...**Recorded 24 receptions for 485 yards (20.2 avg.) and nine TDs as a senior...**Helped his team reach the second round of the state playoffs as a junior...**Qualified for the state track meet in the triple jump as a junior...**Community involvement:** Participated in charity events as a rookie with the United Way and The Salvation Army...**Participated in the Green Bay Packers Give Back Bowling Event in 2018, which raised money for the College Comeback Program at Northeast Wisconsin Technical College (NWTTC), and in 2019 to raise money for the Wisconsin Court Appointed Special Advocates (CASA) Association...**Attended the Pulaski vs. Preble high school football game in 2018 to interact with fans and sign autographs to help raise money for the Vince Lombardi Cancer Foundation.

NFL debut/first start: vs. Chicago, 9/9/18

Touchdowns (1): vs. Minnesota, 9/16/18, recovered blocked punt.

CAREER TRANSACTIONS

- 2018 Selected by Green Bay Packers in the second round (45th overall) of '18 NFL Draft, April 27...Signed first contract, May 17.

JOSH JACKSON'S NFL REGULAR-SEASON DEFENSIVE STATISTICS

YEAR	TEAM	GP	GS	TK	S	A	TACKLES				INTERCEPTIONS				O. FUMB		ST		MISC					
							TFL	YDS	SK	YDS	QBH	NO	YDS	LG	TD	PD	FF	FR	YDS	TK	S	A	FF	FR
2018	Packers	16	10	59	37	22	1	1	0.0	0.0	0	0	0	0	0	13	0	0	4	4	0	1	0	0
2019	Packers	14	0	4	2	2	0	0	0.0	0.0	0	0	0	0	0	0	0	0	5	5	0	0	0	0
2020	Packers	12	5	24	21	3	1	1	0.0	0.0	0	0	0	0	2	0	0	2	2	0	0	0	0	0
NFL TOTALS		42	15	87	60	27	2	2	0.0	0.0	0	0	0	0	15	0	0	11	9	2	0	1	0	0

JOSH JACKSON'S NFL POSTSEASON DEFENSIVE STATISTICS

YEAR	TEAM	GP	GS	TK	S	A	TACKLES				INTERCEPTIONS				O. FUMB		ST		MISC					
							TFL	YDS	SK	YDS	QBH	NO	YDS	LG	TD	PD	FF	FR	YDS	TK	S	A	FF	FR
2019	Packers	1	0	0	0	0	0	0	0.0	0.0	0	0	0	0	0	0	0	0	1	1	0	0	0	0
NFL TOTALS		1	0	0	0	0	0	0	0.0	0.0	0	0	0	0	0	0	0	0	1	1	0	0	0	0

SINGLE-GAME HIGHS: DEFENSIVE

Total Tackles 9 at Minnesota Vikings, Nov 25, 2018
7 vs. Buffalo Bills, Sep 30, 2018

Passes Defensed 2 vs. Atlanta Falcons, Dec 09, 2018
2 at New England Patriots, Nov 04, 2018
...2 more at 2.

Tackles For Loss 1 at Houston Texans, Oct 25, 2020
1 vs. Chicago Bears, Sep 09, 2018

Special Teams Tackles

2 at San Francisco 49ers, Nov 24, 2019
1 vs. Tennessee Titans, Dec 27, 2020
...8 more at 1.

2020 GXG REGULAR SEASON (PACKERS)

DATE	OPPONENT	P/S	TK	S	A	SK	YDS	INT	PD	FF	FR
09/13	at Vikings	P	0	0	0	0	0	0	0	0	0
09/20	Lions	P	0	0	0	0	0	1	0	0	0
09/27	at Saints	P	0	0	0	0	0	0	0	0	0
10/05	Falcons	P	2	2	0	0	0	0	0	0	0
10/18	at Buccaneers	S	6	5	1	0	0	0	0	0	0
10/25	at Texans	S	4	4	0	0	0	0	0	0	0
11/01	Vikings	S	5	4	1	0	0	0	0	0	0
11/05	at 49ers	S	4	4	0	0	0	1	1	0	0
11/15	Jaguars	S	3	2	1	0	0	0	0	0	0
11/22	at Colts	P	0	0	0	0	0	0	0	0	0
11/29	Bears		GAME INACTIVE/INJURY								
12/06	Eagles		GAME INACTIVE/INJURY								
12/13	at Lions	P	0	0	0	0	0	0	0	0	0
12/19	Panthers		INACTIVE								
12/27	Titans	P	0	0	0	0	0	0	0	0	0
01/03	at Bears		INACTIVE								
2020 TOTALS			12-5	24	21	3	0	0	0	2	0

2020 GXG POSTSEASON (PACKERS)

01/16	Rams		INACTIVE								
01/24	Buccaneers		INACTIVE								
2020 TOTALS			0	0	0	0	0	0	0	0	0

2018 GXG REGULAR SEASON (PACKERS)

DATE	OPPONENT	P/S	TK	S	A	SK	YDS	INT	PD	FF	FR
09/09	Bears	S	3	3	0	0	0	0	1	0	0
09/16	Vikings	P	3	2	1	0	0	0	0	0	0
09/23	at Washington	P	4	1	3	0	0	0	0	0	0
09/30	Bills	S	7	4	3	0	0	0	2	0	0
10/07	at Lions	S	5	2	3	0	0	0	2	0	0
10/15	49ers	P	1	1	0	0	0	0	0	0	0
10/28	at Rams	P	0	0	0	0	0	0	0	0	0
11/04	at Patriots	P	5	3	2	0	0	0	2	0	0
11/11	Dolphins	S	6	3	3	0	0	0	0	0	0
11/15	at Seahawks	S	3	3	0	0	0	0	0	0	0
11/25	at Vikings	S	9	7	2	0	0	0	1	1	0
12/02	Cardinals	S	4	1	3	0	0	0	1	1	0
12/09	Falcons	S	3	2	1	0	0	0	2	0	0
12/16	at Bears	S	5	4	1	0	0	0	0	0	0
12/23	at Jets	P	0	0	0	0	0	0	1	0	0
12/30	Lions	S	1	1	0	0	0	0	1	1	0
2018 TOTALS			16-10	59	37	22	0	0	0	13	0

2019 GXG REGULAR SEASON (PACKERS)

DATE	OPPONENT	P/S	TK	S	A	SK	YDS	INT	PD	FF	FR
09/05	at Bears	P	0	0	0	0	0	0	0	0	0
09/15	Vikings	P	0	0	0	0	0	0	0	0	0
09/22	Broncos	P	2	2	0	0	0	0	0	0	0
09/26	Eagles	P	0	0	0	0	0	0	0	0	0
10/06	at Cowboys	P	0	0	0	0	0	0	0	0	0
10/14	Lions	P	0	0	0	0	0	0	0	0	0
10/20	Raiders	P	0	0	0	0	0	0	0	0	0
10/27	at Chiefs	P	0	0	0	0	0	0	0	0	0
11/03	at Chargers		INACTIVE								
11/10	Panthers		INACTIVE								
11/24	at 49ers	P	0	0	0	0	0	0	0	0	0
12/01	at Giants	P	1	1	0	0	0	0	0	0	0
12/08	Washington	P	1	1	0	0	0	0	0	0	0
12/15	Bears	P	0	0	0	0	0	0	0	0	0
12/23	at Vikings	P	0	0	0	0	0	0	0	0	0
12/29	at Lions	P	0	0	0	0	0	0	0	0	0
2019 TOTALS			14-0	4	2	2	0	0	0	0	0

2019 GXG POSTSEASON (PACKERS)

01/12	Seahawks		GAME INACTIVE/INJURY								
01/19	at 49ers	P	0	0	0	0	0	0	0	0	0
2019 TOTALS			1-0	0	0	0	0	0	0	0	0

SHOVELING SNOW AT LAMBEAU

One of the more recent traditions that has taken hold among Packers fans is answering the call to shovel snow off the Lambeau Field bleachers. When the team needs help clearing the stands for an upcoming game, it issues a press release or uses social media to alert fans. The Packers provide the shovels and the fans, in turn, provide the muscle (pictured, lower right).

While there was no need to request shovelers in 2020, snowfall during the 2019 season caused the team to put out a call for shovelers on multiple occasions, including both weeks leading up to the Dec. 8 game against Washington and the Dec. 15 game against Chicago. The team also required assistance clearing the bowl and spreading ice melt the morning of the NFC Divisional playoff game against Seattle. Those marked the 32nd, 33rd and 34th occasions that Packers fans have been asked to shovel snow since 2005.

Fans at least 18 years old who arrive early enough often shovel for several hours. Participants receive \$12 per hour upon completion of their work.

While shoveling the stands is a more recent development, fans for generations have been eager to help the Packers in times of need.

Prior to the 1965 NFL Championship Game, played in Green Bay on Jan. 2, 1966, about 25 young volunteers helped close to 60 stadium workers shovel and haul away snow off the large tarpaulins that had covered the field (pictured, upper right).

Prior to the game, the Packers also had spread 40 tons of marsh hay over the playing surface to keep it from freezing. That, too, had to be removed.

The nearly five inches of wet, heavy snow that blanketed the turf fell the morning of the game.

The Packers tried using a helicopter to dry out the field and blow snow off the seats, but it didn't work out and the stadium crew wound up trying to clear the seating areas, as well.

NFL Commissioner Pete Rozelle was in attendance, but said he never considered calling off the game.

"I think you may be better equipped to handle this sort of thing here than any other place in the league," said Rozelle, directing his remarks to local reporters.



VETERANS
COMMUNITY
ADMIN. & COACHES
JACKSON
DRAFT & FREE AGENTS
2020 REVIEW
RECORDS & HISTORY
LAMBEAU FIELD
MISC.

74 ELGTON JENKINS



Ht: 6-5 Wt: 311 Born: December 26, 1995

NFL Games Played/Started: 32/30

Acquired: 02-19

Guard // Mississippi State

Third NFL Season // Third Packers Season



PRO HIGHLIGHTS:

► Was selected to his first career Pro Bowl last season, becoming just the third offensive lineman in team history to be named to the Pro Bowl within his first two seasons in the NFL (Derel Teteak, 1952; Charley Brock, 1940).

► Started games at three different positions in 2020 (12 at LG, three at C, one at RT), becoming the first Green Bay offensive lineman to start a game at guard, center and tackle in the same season since the 1970 AFL-NFL merger.

► Was part of a line that allowed one sack or zero sacks in a league-best 13 games last season, tied for the most in a season in team history (2004). Helped the Packers rank tied for No. 2 in the NFL in sacks allowed (21), the fourth fewest by Green Bay in a 16-game season.

► Played in all 16 games and started the final 14 contests of the season at left guard as a rookie in 2019, taking over for injured G Lane Taylor in Week 3.

► Was named to the PFWA All-Rookie team, only the second Packers guard to be selected since 1974 (Daryn Colledge, 2006).

► Helped clear the way for RB Aaron Jones, who posted 1,084 rushing yards and a career-best 16 rushing TDs, which was tied for the NFL lead in 2019 and was the second most in team history behind only FB Jim Taylor (19 in 1962).

► Selected by the Packers in the second round (No. 44 overall) of the 2019 NFL Draft, becoming just the second Mississippi State offensive lineman since 2000 to be selected in the first two rounds of the draft (Packers T Derek Sherrod, first round, 2011).

2020 SEASON: Started all 16 games, opening 12 at LG, three at C and one at RT...Was selected to his first career Pro Bowl, becoming just the third offensive lineman in franchise history to make the Pro Bowl in his first two seasons in the NFL (Teteak, 1952; Brock, 1940)...Became the first Green Bay offensive lineman to start a game at guard, center and tackle in the same season since the 1970 merger...Saw action at four different spots on the line (LT, LG, C, RT) and helped the Packers rank tied for No. 2 in the NFL in sacks allowed (21), the fourth fewest by Green Bay in a 16-game season...Part of a line that allowed one sack or zero sacks in a league-best 13 games, tied for the most in team history (2004), including four zero-sack games, the most by Green Bay since 2008 (four)...Helped the Packers rank No. 1 in scoring (31.8 ppg), giveaways (franchise-record 11), zero-giveaway games (team-record 10), red-zone TD percentage (team-record 80.0) and time of possession (32:29), No. 2 in third-down percentage (team-record 49.4), No. 5 in total offense (389.0 ypg) and yards per play (6.29), No. 8 in rushing offense (132.4 ypg), No. 9 in passing offense (256.6 ypg) and No. 7 in rushing average (4.78)...Helped protect QB Aaron Rodgers as he led the NFL in passer rating (121.5), passing TDs (team-record 48), completion percentage (team-record 70.7) and interception percentage (0.95), the first NFL quarterback to lead the league in all four categories since Steve Young in 1992, on his way to earning league MVP honors...Also

AT A GLANCE ...



- Was selected to his first career Pro Bowl last season, becoming just the third offensive lineman in team history to be named to the Pro Bowl within his first two seasons in the NFL (Derel Teteak, 1952; Charley Brock, 1940).
- Started games at three different positions in 2020 (12 at LG, three at C, one at RT), becoming the first Green Bay offensive lineman to start a game at guard, center and tackle in the same season since the 1970 AFL-NFL merger.
- Was part of a line that allowed one sack or zero sacks in a league-best 13 games last season, tied for the most in a season in team history (2004).
- Was named to the PFWA All-Rookie team in 2019, only the second Packers guard to be selected since 1974 (Daryn Colledge, 2006), after appearing in all 16 games with 14 starts at LG.
- Helped clear the way for RB Aaron Jones, who posted 1,084 rushing yards and a career-best 16 rushing TDs, which was tied for the NFL lead in 2019 and was the second most in team history behind only FB Jim Taylor (19 in 1962).
- Selected by the Packers in the second round (No. 44 overall) of the 2019 NFL Draft, becoming just the second Mississippi State offensive lineman since 2000 to be selected in the first two rounds of the draft (Packers T Derek Sherrod, first round, 2011).
- Played in 49 career contests with 34 starts at Mississippi State, opening games at four different positions on the offensive line (26 at C, five at LT, two at LG, one at RT).

started both playoff games at LG...**At Minnesota (Sept. 13):** Started at RT for the first time in his career, appearing on the first 32 snaps of the game there before moving back to LG after an injury to Lucas Patrick (shoulder). Played the final 46 snaps of the game at LG, helping the Packers register their first game in franchise history with 40-plus points, 500-plus yards, 30-plus first downs and no turnovers...**Vs. Detroit (Sept. 20):** Started at LG and helped clear holes for Jones' career-high 168 rushing yards and two TDs on 18 carries (9.3 avg.) as he finished with a career-best 236 yards from scrimmage, the third most in a game in franchise history. Part of an offense that racked up a season-high 259 rushing yards on 35 attempts (7.4 avg.), the top yardage total by Green Bay since Dec. 28, 2003, vs. Denver (262 yards on 34 carries)...**At San Francisco (Nov. 5):** Started at LG and played all 64 snaps, taking over at LT in the second half with Billy Turner moving to RT in place of an injured Rick Wagner (knee). Played C for the final four snaps of the game, his first NFL action at the position. Part of a line that allowed just one sack as Rodgers connected on 25 of 31 passes for 305 yards and four TDs with no INTs for a 147.2 rating...**At Indianapolis (Nov. 22):** Appeared on all 60 snaps, starting at LG and playing the first 10 snaps of the game there before moving to C due to an injury to C Corey Linsley (back). Played the final 50 snaps of the game at center, the most significant action of his NFL career at the position...**Vs. Chicago (Nov. 29):** Played all 71 snaps, starting at LG and playing there for the first 21 snaps before moving to C late in the first quarter after Linsley sustained a knee injury. Played C for the final 50 snaps, part of a line that did not allow a sack as Rodgers posted a 132.3 passer rating (21 of 29 for 211 yards and four TDs with no INTs)...**Vs. Philadelphia**

(Dec. 6): Started at C for the first time in his career and played all 61 snaps, protecting Rodgers as he threw for 295 yards and three TDs on 25-of-34 passing. Also blocked for Jones, who posted 130 yards on just 15 carries (8.7 avg.), highlighted by a career-long 77-yard TD run in the fourth quarter as Jones became the first player in team history to have two TD runs of 75-plus yards in a season...

At Detroit (Dec. 13): Started at C and was part of a line that did not allow a sack as Rodgers connected on 26 of 33 passes for 290 yards and three TDs with no INTs for a 133.6 rating...**Vs. L.A. Rams (NFC Divisional, Jan. 16):** Started at LG and played all 75 snaps as the line did not allow a sack of Rodgers against a Rams defense that ranked No. 2 in the NFL in sacks (53.0) during the regular season. Part of a line that helped the offense rack up 484 total yards, the second most in a game in franchise playoff history, including 296 passing yards and two TD passes from Rodgers and the team's 188 yards and two TDs on 36 rushing attempts (5.2 avg.).

2019: Appeared in all 16 games and started the final 14 contests at LG as a rookie...Was named to the PFWA All-Rookie team, only the second Packers guard to be selected since 1974 (Colledge, 2006)...Part of an offense that ranked No. 2 in the league in giveaways (13), No. 1 in zero-turn-over games (nine) and No. 8 in red-zone TD percentage (64.0)...Helped the offense register 18 rushing TDs on the season (tied for No. 7 in the NFL), the most by the Packers since 2009 (20)...Helped clear the way for Jones, who posted 1,084 rushing yards and a career-best 16 rushing TDs, which was tied for the NFL lead and was the second most in team history behind only Taylor (19 in 1962)...Protected Rodgers as he led the league in interception percentage (0.70) and tied for the league lead with 12 zero-INT games...Started both games at LG in the playoffs...**At Chicago (Sept. 5):** Made his NFL debut, appearing on two plays on special teams...**Vs. Minnesota (Sept. 15):** Saw the first action of his NFL career on offense, appearing on 18 snaps at LG as he rotated in periodically for Taylor...

Vs. Denver (Sept. 22): Made his first NFL start, opening at LG and playing all 57 snaps in place of an injured Taylor (biceps). Helped the Packers post their first game with zero sacks allowed since Nov. 28, 2016 (at Philadelphia), and provided time for Rodgers to complete 17 of 29 passes for 235 yards and a TD for a 96.2 rating...**Vs. Philadelphia (Sept. 26):** Helped to protect Rodgers as he threw for 422 yards and two TDs on 34-of-53 passing. Part of an offense that registered season highs for total net yards (491) and first downs (31)...**At Dallas (Oct. 6):** Helped to clear the way for Jones' 182 yards from scrimmage (107 rushing, 75 receiving) as Jones matched the single-game franchise record with four rushing TDs...**Vs. Oakland (Oct. 20):** Part of an offense that posted a season-high 42 points and 481 total yards, highlighted by Rodgers' season-best 429 passing yards and five TDs with no INTs on 25-of-31 passing as he set a single-game franchise record with a perfect 158.3 passer rating. Helped the offense average 8.75 yards per play, the best average by the Packers since Nov. 16, 1997 (at Indianapolis, 10.02). Part of a line that allowed just one sack, giving Green Bay a streak of six consecutive games with two or fewer sacks allowed, the longest single-season streak by the Packers since a 10-game streak in 2007...**At Kansas City (Oct. 27):** Blocked for Jones, who racked up a season-high 226 yards from scrimmage (67 rushing, 159 receiving), the fifth-best mark in team history and the top total since RB Ahman Green registered 227 scrimmage yards vs. Denver on Dec. 28, 2003...**At Minnesota (Dec. 23):** Helped clear the way as the Packers posted season highs for rushing yards (184 yards) and time of possession (37:32). Blocked for Jones as he registered a season-high 154 rushing yards and two TDs on 23 carries (6.7 avg.)...

Vs. Seattle (NFC Divisional, Jan. 12): Helped to protect Rodgers as he connected on 16 of 27 passes for 243 yards and two TDs with no INTs for a 113.7 rating. Part of an offense that converted 9 of 14 third downs (64.3 percent), the top percentage by Green Bay in a playoff game since posting the same number (9 of 14) vs. Dallas in the 2014 postseason...**2019 Draft:** Selected by the Packers in the second round (No. 44 overall), becoming just the second Mississippi State offensive lineman since 2000 to be selected in the first two rounds of the draft (Sherrod, first round, 2011).

COLLEGE: Played in 49 career contests with 34 starts at Mississippi State, opening games at four different positions on the offensive line (26 at C, five at LT, two at LG, one at RT)...Helped the Bulldogs rank in the top 20 in the country in rushing offense as a junior (No. 11, 251.7 ypg) and as a senior (No. 20, 223.6 ypg)...Earned his degree in industrial technology...**Senior season (2018):** Started all 13 games at C, earning first-team All-America honors from The Athletic and fourth-team recognition from *Phil Steele's College Football*...Was the recipient of the Kent Hull Trophy, awarded annually to the top offensive lineman in the state of Mississippi...Committed just one penalty on the season...Helped the Bulldogs rank No. 2 in the SEC in rushing offense (223.6 ypg, No. 20 in the nation) and yards per carry (5.66, No. 12)...Helped MSU register four 300-yard rushing games for the first time since 2009, the most in the SEC and tied for No. 13 in the FBS...Helped pave the way for four different Bulldogs to combine for an SEC-best 13 individual 100-yard rushing games, led by QB Nick Fitzgerald (seven)...Was selected to play in the Reese's Senior Bowl...Was named to the SEC Fall Academic Honor Roll...Earned SEC Offensive Lineman of the Week honors vs. Louisiana (Sept. 15), his first time winning the award, as he did not allow a single pressure and helped clear the way for the Bulldogs' 331 rushing yards and six TDs on 47 carries (7.0 avg.)...**Junior season (2017):** Started all 13 contests at C, helping the Bulldogs rank No. 2 in the SEC and No. 11 in the country in rushing offense (251.7 ypg)...Part of a line that allowed the fewest sacks in the SEC (13), which was also tied for the fifth fewest in the country as the Bulldogs posted their best mark since 1988...Was named to the SEC Fall Academic Honor Roll...**Sophomore season (2016):** Played in 12 games with five starts, opening three games at LT and two at LG...Helped the Bulldogs rank No. 2 in the SEC in sacks allowed (18)...Part of a line that helped MSU average 230.5 rushing yards per game, which ranked No. 4 in the conference and No. 23 in the country...Started at LG at Ole Miss (Nov. 26) and helped the Bulldogs record their largest Egg Bowl victory (55-20) since 1916 as they registered 457 rushing yards on 47 carries (9.7 avg.)...Helped Fitzgerald run for 258 yards and two TDs on 14 carries, an 18.4-yard average that was the top mark by an SEC player in conference history...Part of a line that cleared the way for the Bulldogs to produce a 200-yard rusher (Fitzgerald) and a 100-yard rusher (RB Aeris Williams) for the first time in school history...**Redshirt freshman season (2015):** Appeared in 11 games with three starts, opening two games at LT and one contest at RT...Made his first collegiate start vs. Troy (Oct. 10), opening at LT as part of a line that did not allow a sack in the 45-17 win...Started at RT at Arkansas (Nov. 21) and blocked for QB Dak Prescott, who accounted for a school-record 554 yards of total offense and an SEC-record-tying seven TDs (five passing, two rushing) as the Bulldogs registered 631 yards of total offense in the 51-50 win.

PERSONAL: Given name Elton Torrance Jenkins Jr. ...First name is pronounced EL-ton...Nickname is "Big E"...Born in Clarksdale, Miss. ...**High school:** Earned second-team 5A all-state honors and first-team all-region recognition as an offensive lineman as a senior at Clarks-

dale (Miss.) High School in 2013...Helped his team advance to the second round of the MHSAA 5A state playoffs...Played on the offensive and defensive lines, posting 19 tackles and two sacks as a senior...Was selected to play for the North team in the Bernard Blackwell All-Star Football Game following his senior season...Also lettered four years in track (shot put, discus) and two years in basketball...**Community involvement:** Visited hospitals and schools and participated in an event to benefit The Salvation Army while he was in college.

NFL debut: at Chicago, 9/5/19
NFL first start: vs. Denver, 9/22/19

CAREER TRANSACTIONS

- 2019 Selected by Green Bay Packers in the second round (44th overall) of '19 NFL Draft, April 26...Signed first contract, May 13.

ELGTON JENKINS' NFL REGULAR-SEASON STATISTICS

DATE	TEAM	GP	GS
2019	Packers	16	14
2020	Packers	16	16
NFL TOTALS		32	30

ELGTON JENKINS' NFL POSTSEASON STATISTICS

DATE	TEAM	GP	GS
2019	Packers	2	2
2020	Packers	2	2
NFL TOTALS		4	4

SPECIAL TEAMS TOUCHDOWNS, 1959-2020

09/16/18	Min	Josh Jackson recovery of blocked punt in EZ	T, 29-29	11/21/82	Min+	Maurice Harvey 25-yard return of fumbled kickoff	W, 26-7
12/28/14	Det	Micah Hyde 55-yard PR	W, 30-20	11/08/81	NYG+	Mark Lee 94-yard PR	W, 26-24
11/16/14	Phi	Micah Hyde 75-yard PR	W, 53-20	09/07/80	ChiB	Chester Marcol 24-yard return of own blocked field goal	W, 12-6
10/27/13	at Min	Micah Hyde 93-yard PR	W, 44-31	11/04/79	NYJ	Aundra Thompson 100-yard KR	L, 22-27
10/28/12	Jax	Dezman Moses recovery of blocked punt in EZ	W, 24-15	10/15/78	Sea+	Steve Odom 95-yard KR	W, 45-28
09/13/12	ChiB	Tim Masthay 27-yard pass to Tom Crabtree (fake FG)	W, 23-10	09/24/78	at SD	Walt Landers 15-yard return of blocked punt	W, 24-3
09/09/12	SF	Randall Cobb 75-yard PR	L, 22-30	11/06/77	at KC	Terdell Middleton 96-yard KR	L, 10-20
11/14/11	Min	Randall Cobb 80-yard PR	W, 45-7	09/18/77	at NO	Willard Harrell 75-yard PR	W, 24-20
09/08/11	NO	Randall Cobb 108-yard KR	W, 42-34	10/12/75	at NO	Steve Odom 93-yard KR	L, 19-20
11/07/10	DalC	Nick Collins 26-yard return of fumbled kickoff	W, 45-7	11/24/74	SD	Eric Torkelson FR in EZ (kickoff)	W, 34-0
11/09/08	at Min	Will Blackmon 65-yard PR	L, 27-28	11/10/74	ChiB+	Steve Odom 95-yard PR	W, 20-3
09/08/08	Min	Will Blackmon 76-yard PR	W, 24-19	10/13/74	LARm+	Jon Stagers 68-yard PR	W, 17-6
12/09/07	Oak	Will Blackmon 57-yard PR	W, 38-7	12/17/72	at NO	Willie Buchanon 42-yard lateral from Clarence Williams (blocked FG attempt)	W, 30-20
12/09/07	Oak	Will Blackmon FR in EZ	W, 38-7	11/19/72	at HouO	Jon Stagers 85-yard PR	W, 23-10
11/18/07	Car	Tramon Williams 94-yard PR	W, 31-17	10/16/72	at Det	Ken Ellis 80-yard PR	W, 24-23
09/09/07	Phi	Tracy White FR in EZ	W, 16-13	11/28/71	NO+	Dave Hampton 90-yard KR	L, 21-29
12/25/05	ChiB	Antonio Chatman 85-yard PR	L, 17-24	11/22/71	at Atl	Doug Hart 57-yard return of blocked field goal	L, 21-28
12/28/03	Den	Marcus Wilkins FR in EZ (kickoff)	W, 31-3	09/19/71	NYG	Ken Ellis 100-yard return of missed field goal	L, 40-42
11/04/01	TB	Allen Rossom 55-yard PR	W, 21-20	12/06/70	at Pit	Larry Krause 100-yard KR	W, 20-12
09/24/01	Was	Rondell Mealey 27-yard FR	W, 37-0	10/04/70	Min+	Dave Hampton 101-yard KR	W, 13-10
11/19/00	Ind	Allen Rossom 92-yard KR	W, 26-24	11/02/69	at Pit	Travis Williams 83-yard PR	W, 38-34
01/02/00	Ari	Basil Mitchell 88-yard KR	W, 49-24			Travis Williams 96-yard KR	W, 14-7
12/05/99	at ChiB	Keith McKenzie 45-yard return of fumbled punt	W, 35-19	10/13/68	LARm+	Tom Brown 52-yard PR	L, 14-16
10/25/98	BalR	Roell Preston 71-yard PR	W, 28-10	12/09/67	at LARm	Travis Williams 104-yard KR	L, 24-27
10/05/98	Min	Roell Preston 101-yard KR	L, 24-37	11/12/67	CleB+	Travis Williams 87-yard KR	W, 55-7
09/06/98	Det	Roell Preston 100-yard KR	W, 38-19	11/12/67	CleB+	Travis Williams 85-yard KR	W, 57-7
12/20/97	Buf	Tyrone Davis FR in EZ (punt)	W, 31-21	10/30/67	at StLC	Travis Williams 93-yard KR	W, 31-23
01/26/97	NE*	Desmond Howard 99-yard KR	W, 35-21	01/01/67	at DalC*	Jim Grabowski 18-yard return of fumbled kickoff	W, 34-27
01/04/97	SF*	Desmond Howard 71-yard PR	W, 35-14	10/23/66	Atl+	Donny Anderson 77-yard PR	W, 56-3
12/15/96	at Det	Desmond Howard 92-yard PR	W, 31-3	10/18/64	at BalC	Elijah Pitts 65-yard PR	L, 21-24
12/01/96	ChiB	Desmond Howard 75-yard PR	W, 28-17	10/13/63	at Min	Hank Gremminger 80-yard return of blocked FG	W, 37-28
10/06/96	at ChiB	Don Beebe 90-yard KR	W, 37-6	10/06/63	LARm	Herb Adderley 98-yard KR	W, 42-10
09/15/96	SD	Desmond Howard 65-yard PR	W, 42-10	11/18/62	BalC	Herb Adderley 103-yard PR	W, 17-13
12/31/95	Atl*	Antonio Freeman 76-yard PR	W, 37-20	10/08/61	BalC	Willie Wood 72-yard PR	W, 45-7
12/04/94	at Det	Robert Brooks 96-yard KR	L, 31-34	09/24/61	SF	Willie Wood 39-yard PR	W, 30-10
10/09/94	LARm	Robert Brooks 85-yard PR	W, 24-17	12/17/60	at LARm	Paul Winslow recovery of blocked punt in EZ	W, 35-21
10/03/93	at DalC	Robert Brooks 95-yard KR	L, 14-36	12/04/60	at ChiB	Willie Davis recovery of blocked punt in EZ	W, 41-13
09/20/92	Cin	Terrell Buckley 58-yard PR	W, 24-23	11/08/59	at ChiB	Bill Butler 61-yard PR	L, 17-28
10/06/91	DalC+	Charles Wilson 82-yard KR	L, 17-20				
12/22/90	Det	Darrell Thompson 76-yard KR	L, 17-24				
12/02/90	at Min	Tiger Greene 36-yard return of blocked punt	L, 7-23				
12/18/88	at PhoC	Ron Pitts 63-yard PR	W, 26-17				
10/16/88	at Min	Tim Harris 10-yard return of blocked punt	W, 34-14				
11/27/86	at Det	John Simmons recovery of blocked punt in EZ	W, 44-40				
11/27/86	at Det	Walter Stanley 83-yard PR	W, 44-40				
12/09/84	at ChiB	Del Rodgers 97-yard KR	W, 20-14				
10/02/83	TB	Phillip Epps 90-yard PR	W, 55-14				

+ — Milwaukee * — denotes playoff game



AARON JONES 33

VETERANS

Ht: **5-9** Wt: **208** Born: **December 2, 1994**
NFL Games Played/Started: **54/42**
Acquired: **D5b-17**

Running Back // Texas-El Paso
Fifth NFL Season // Fifth Packers Season

PRO HIGHLIGHTS:

➤ Is one of only two players in NFL history to post 3,000-plus rushing yards (3,364) and 35-plus rushing TDs (37) with an average of 5.00-plus yards per carry (5.17) in their first four seasons, joining Jim Brown (1957-60).

➤ Among RBs with 600-plus career carries, ranks No. 6 in league history with an average of 5.17 yards per carry.

➤ Ranks No. 3 in the NFL in rushing TDs (25) and tied for No. 2 in total TDs (30) since 2019.

➤ Is one of only three players in the NFL to post 2,000-plus rushing yards and 25-plus rushing TDs over the past two seasons (Derrick Henry, Dalvin Cook). Became the first Packer to hit those marks over a two-season span since FB Jim Taylor (1962-63).

➤ Ranks No. 4 in the NFL with 37 rushing TDs since entering the league in 2017, the most in franchise history by a player in his first four seasons in the league (Taylor, 33).

➤ Among players with 100-plus carries, holds two of the top three single-season marks in team history for yards per carry (5.49 in 2020 and 5.47 in 2018). Is the only RB in the league with an average of 5.40-plus yards per carry (min. 100 att.) in two of the last three seasons.

➤ Is one of four RBs in NFL history to post an average of 4.5-plus yards per carry (min. 75 att.) of his first four seasons in the NFL (Brown, Alvin Kamara, Steve Van Buren).

➤ Ranked No. 4 in the league in rushing yards with a career-high 1,104 yards and nine TDs on 201 carries (5.49 avg.) last season on his way to earning Pro Bowl honors for the first time. Set a single-season franchise mark for yards per carry among players with 200-plus attempts as he surpassed Taylor's mark of 5.42 yards per carry in 1962 (272-1,474).

➤ Had two TD runs of 75-plus yards in 2020, the first player in franchise history to accomplish that feat in a single season.

➤ Was tied for the NFL lead in rushing TDs (16) in 2019, the second most in team history behind only Taylor (19 in 1962), and was tied for the league lead with 19 total TDs, tied for the second most in franchise annals behind only RB Ahman Green (20 in 2003).

➤ Including playoffs, posted a team-record 23 TDs in 2019, topping Green's single-season mark of 22 TDs in 2003.

➤ Led the team with 1,084 yards rushing on 236 carries (4.6 avg.) in 2019, the first 1,000-yard rusher for the Packers since RB Eddie Lacy in 2014.

➤ Ranked No. 1 in the league in yards per carry (5.47) in 2018 (min. 100 att.), the first Packer to lead the NFL in the category since the league went to a 16-game schedule in 1978.

➤ Rushed for 448 yards and four TDs on 81 carries as a rookie in 2017, including two 125-yard rushing games, tied for the most in franchise history by a Green Bay rookie (John Brockington, 1971; Lacy, 2013).

➤ Has been named the NFC Offensive Player of the Week twice in his career (Weeks 5 and 8 in 2019).

➤ Was selected by the Packers with the second of two fifth-round picks (No. 182 overall) in 2017, a compensatory pick awarded to the team.

AT A GLANCE ...



- Is one of only two players in NFL history to post 3,000-plus rushing yards (3,364) and 35-plus rushing TDs (37) with an average of 5.00-plus yards per carry (5.17) in their first four seasons, joining RB Jim Brown (1957-60).
- Among RBs with 600-plus career carries, ranks No. 6 in league history with an average of 5.17 yards per carry.
- Ranks No. 3 in the NFL in rushing TDs (25) and tied for No. 2 in total TDs (30) since 2019.
- Is one of only three players in the NFL to post 2,000-plus rushing yards and 25-plus rushing TDs over the past two seasons (Derrick Henry, Dalvin Cook). Became the first Packer to hit those marks over a two-season span since FB Jim Taylor (1962-63).
- Ranks No. 4 in the NFL with 37 rushing TDs since entering the league in 2017, the most in franchise history by a player in his first four seasons in the league (Taylor, 33).
- Ranked No. 4 in the league in rushing yards with a career-high 1,104 yards and nine TDs on 201 carries (5.49 avg.) last season, setting a single-season franchise mark for yards per carry (min. 200 att.) as he surpassed Taylor's mark of 5.42 yards per carry in 1962 (272-1,474).
- Was tied for the NFL lead in rushing TDs (16) in 2019, the second most in team history behind only Taylor (19 in 1962), and was tied for the league lead with 19 total TDs, which tied for the second most in franchise annals behind only RB Ahman Green (20 in 2003).
- Ranked No. 1 in the league in yards per carry (5.47) in 2018 (min. 100 att.), the first Packer to lead the league in the category since the NFL went to a 16-game schedule in 1978.
- Among players with 100-plus carries, holds two of the top three single-season marks in team history for yards per carry (5.49 in 2020 and 5.47 in 2018).

2020 SEASON: Started all 14 games he appeared in and ranked No. 4 in the league in rushing yards with a career-high 1,104 yards and nine TDs on 201 carries (5.49 avg.)...Became the first Packer to finish in the top five in the NFL in rushing yards since Green in 2003 (No. 2)...Set a single-season franchise mark for yards per carry among players with 200-plus attempts, surpassing Taylor's mark of 5.42 yards per carry in 1962 (272-1,474)...Led the NFL in yards per carry among players with 200-plus attempts, the top mark by an NFL running back since Adrian Peterson (6.03) and C.J. Spiller (6.01) in 2012...Was selected to his first career Pro Bowl, joining Dorsey Lenovs (fifth round) as the lowest-drafted Green Bay running backs to be selected to the Pro Bowl...His 201 rushing attempts were the second-fewest carries needed by a 1,100-yard RB in NFL history behind only Chiefs RB Jamaal Charles in 2009 (1,120 yards on 190 carries)...Averaged 20.78 yards on his nine TD runs, No. 1 in the NFL among players with eight-plus rushing TDs in 2020, and the top mark by a Packer since Ryan Grant in 2007 (24.75 on eight TD runs)...Had two TD runs of 75-plus yards, the first player in franchise history to accomplish that feat in a single season...Had three runs of 50-plus yards on the season, tied with Green (2001 and 2003) for the most by a Packer over the last 40 seasons... Also ranked No. 3 on the team with 47 receptions for 355 yards (7.6 avg.) and two TDs, giving him 11 total TDs on the season...Ranked No. 6 in the league among RBs with

COMMUNITY

ADMIN. & COACHES

JONES

DRAFT & FREE AGENTS

2020 REVIEW

RECORDS & HISTORY

LAUREAU FIELD

MISC.

1,459 yards from scrimmage, his second consecutive season with 1,000-plus yards as he became the first Green Bay RB to do so since Lacy (2013-14)...Among RBs with 175-plus touches, ranked No. 3 in the NFL in yards per touch (5.88 avg.)...Was inactive for two games (Weeks 7-8) due to a calf injury...Also started both postseason games, rushing for 126 yards and a TD on 20 carries (6.3 avg.) along with five receptions for 21 yards (4.2 avg.)...**Vs. Detroit (Sept. 20):** Finished with a career-high 168 yards and two TDs on 18 carries (9.3 avg.) and added 68 yards and a TD on four catches (17.0 avg.), giving him a career-high 236 yards from scrimmage, the third most in a game in team history behind only Billy Howton (257 on Oct. 21, 1956) and Don Hutson (237 on Nov. 21, 1943). Became the first player in franchise history to have two games with 225-plus yards from scrimmage (226 at Kansas City on Oct. 27, 2019). On the opening play from scrimmage in the second half, took it up the middle for a 75-yard TD run that was the longest by a Packer since Green's 90-yard TD run vs. Dallas on Oct. 24, 2004. Became the first player in team history to post 150-plus rushing yards, two-plus rushing TDs, 65-plus receiving yards and a receiving TD in a game. Was just the fifth NFL player since the 1970 AFL-NFL merger to hit those marks in a single game (Delvin Williams, 1976; Franco Harris, 1979; Priest Holmes, 2002; Chris Johnson, 2009)...**At Tampa Bay (Oct. 18):** Scored on a 1-yard run late in the first quarter as he became the first player in team history to score a TD in each of the first five games since Howton in 1952...**At Houston (Oct. 25):** Inactive (calf)...**Vs. Philadelphia (Dec. 6):** Led the team with 130 rushing yards on just 15 carries (8.7 avg.), highlighted by a career-long 77-yard TD run in the fourth quarter as he became the first player in franchise history to post two TD runs of 75-plus yards in a season. It marked the second time in his career (145/15 vs. Miami in 2018) that he rushed for 125-plus yards on 15 or fewer attempts, joining QB Tobin Rote as the only Packers to have two such games since 1950...**Vs. Carolina (Dec. 19):** Led the team with 145 rushing yards and a TD on 20 carries (7.3 avg.), becoming the first player in team history to have three games in a season with 130-plus rushing yards and a TD on 20 or fewer carries. Joined Garrison Hearst (1998), Barry Sanders (1996) and Harris (1972) as the only NFL players to accomplish that feat in a season since the merger. Registered 114 yards on the ground in the first half, the second most by a Packer in a first half since 2004 behind only Ty Montgomery (123 yards at Chicago on Dec. 18, 2016)...**Vs. Tennessee (Dec. 27):** Started and played 25 snaps, posting 94 rushing yards on just 10 carries (9.4 avg.), the most rushing yards by a Packer in a game on 10 or fewer carries since James Starks (10-112) vs. San Diego on Oct. 18, 2015. Posted a 59-yard run down the left sideline to the Tennessee 7 on the Packers' opening play from scrimmage in the third quarter, setting up a WR Davante Adams 8-yard TD catch two plays later...**Vs. L.A. Rams (NFC Divisional, Jan. 16):** Led the team with 99 rushing yards and a TD on 14 attempts (7.1 avg.), a postseason career high and the most rushing yards by a Packer in a playoff game on fewer than 15 attempts. Became the first player in franchise history to register a rushing TD in three straight playoff games. On the opening play of the second half, posted a 60-yard run to the Los Angeles 15, the third-longest run in a playoff game in team history, one that set up his 1-yard TD run five plays later...**Vs. Tampa Bay (NFC Championship, Jan. 24):** Started and rushed for 27 yards on six carries (4.5 avg.) with four receptions for 7 yards (1.8 avg.). Sustained a chest injury on the opening drive of the second half and did not return.

2019: Started all 16 games and posted a team-high 1,084 yards rushing on 236 carries (4.6 avg.), the first 1,000-yard rusher for the Packers since Lacy in 2014...Was tied with

Henry for the NFL lead in rushing TDs with 16, the first Packer to rank No. 1 in the league in the category since Taylor in 1962...His rushing-TD total ranks No. 2 in single-season franchise history behind only Taylor (19 in 1962)...Was tied with Panthers RB Christian McCaffrey for the league lead in total TDs with 19, tied for the second most in team history behind only Green's 20 in 2003...Became the first Packer since Taylor (1962) to lead the league in total TDs...Posted multiple rushing TDs a league-high five times, tied with Taylor (1962) for the most in a season in team history...Among players with 200-plus carries, ranked No. 7 in the league in yards per attempt...Was tied for No. 6 in the league with five 100-yard rushing games...Ranked No. 2 on the team with a career-high 49 receptions for a career-best 474 yards (9.7 avg.) and a career-best three TDs...Among RBs, ranked No. 8 in the league in receiving yards and tied for No. 8 in receiving TDs...Led the team and ranked No. 8 in the NFL with a career-high 1,558 yards from scrimmage, the most by a Packers RB since Lacy (1,566) in 2014...Joined Green (2003) as the only running backs in franchise history to post 1,500-plus yards from scrimmage and 19-plus TDs in a single season...Was named an alternate for the Pro Bowl...Started both games in the playoffs and led the team with 118 rushing yards and three TDs on 33 carries (3.6 avg.)...Added six receptions for 31 yards (5.2 avg.) and a TD...His four TDs in the playoffs tied WR Sterling Sharpe (1993) for the most in a single postseason in team history and his three rushing TDs tied RBs Edgar Bennett (1996) and Grant (2007) for the most in a single postseason in franchise annals...Brought his season total (including playoffs) to a team-record 23 TDs, topping Green's single-season mark of 22 TDs in 2003...**Vs. Philadelphia (Sept. 26):** Scored from 3 yards out on Green Bay's opening drive of the game, giving him a rushing TD in his sixth straight home game, the longest streak in franchise history as he surpassed Taylor and Green...**At Dallas (Oct. 6):** Posted 182 yards from scrimmage (107 rushing, 75 receiving) and tied a single-game franchise record with four rushing TDs (18, 3, 5, 1), becoming the first Packer to do so since Levens (Jan. 2, 2000, vs. Arizona). Became just the fourth NFL player since 1950 to post 100-plus rushing yards, 75-plus receiving yards and four rushing TDs in a game as he joined Sayers, Dub Jones and Shaun Alexander as the only players to accomplish that feat. Became the first NFL player to register four rushing TDs in a game against the Dallas Cowboys. Matched his career high with six carries of 10-plus yards and registered a career-best 10 rushing first downs. Led the team with seven receptions for 75 yards receiving (10.7 avg.). Earned NFC Offensive Player of the Week honors for his performance, his first time winning the award, as he became the first Green Bay RB to earn the honor since Lacy in 2014 (Week 12 at Minnesota)...**At Kansas City (Oct. 27):** Posted a career-high 159 receiving yards and two TDs on seven receptions (22.7 avg.), the second-most receiving yards in a game by an RB in franchise history behind only Andy Uram (174 yards, vs. Chicago Cardinals on Nov. 1, 1942). Added 67 rushing yards on 13 carries (5.2 avg.), giving him a season-best 226 yards from scrimmage, the fifth-best single-game total in team annals and the best mark since Green's 227-yard game vs. Denver on Dec. 28, 2003. His average of 11.3 yards per touch set a single-game franchise mark among RBs with 200-plus yards from scrimmage. Joined Rams RB Todd Gurley (at Tennessee on Dec. 24, 2017) as the only NFL players since 1950 to have 65-plus rushing yards, 150-plus receiving yards, seven-plus receptions and two receiving TDs in a single game. Had two receptions of 50-plus yards, the first Green Bay RB to do so in a game since Paul Hornung posted TD catches of 65 and 50 yards at Baltimore on Dec. 12, 1965. Earned NFC Offensive Player of the Week honors for his performance for the second time on the season...**Vs. Carolina (Nov. 10):** Led the team with

93 rushing yards and three TDs (5, 1, 13 yards) on just 13 carries (7.2 avg.). It marked his second game of the season with three-plus rushing TDs (also Week 5 at Dallas) as he became the first Packer to have multiple games in a season with three-plus rushing TDs since Taylor (three games) in 1962...**Vs. Washington (Dec. 8):** Posted 134 yards rushing and a TD on just 16 carries (8.4 avg.), his second game since 2018 with 15-plus rushing attempts and an average of 8.3-plus yards per carry, tied with Henry for No. 1 in the league over that span. Added a team-high 58 yards receiving on a team-best six catches (9.7 avg.), giving him his second game of the season with 190-plus yards from scrimmage on 25 or fewer touches, tied for the most in franchise history with Hutson (two in 1942). Became the first Packer to post 125-plus rushing yards, an average of 8.0-plus yards per carry and 50-plus receiving yards in a game since Taylor did so at the Los Angeles Rams on Dec. 13, 1964...**At Minnesota (Dec. 23):** Led the team with a career-best 154 rushing yards and two TDs on 23 carries (6.7 avg.), his fifth game on the season with multiple rushing TDs as he tied Taylor's single-season team mark set in 1962. Became the first player in franchise history and the 10th player in NFL history to register a 150-yard rushing game and a 150-yard receiving game in the same season. With just under six minutes remaining in the game and the Packers leading, 17-10, took a handoff from Rodgers down the left sideline for a 56-yard TD, the longest TD run by a Packer since Starks' 65-yarder vs. San Diego on Oct. 18, 2015...**At Detroit (Dec. 29):** Led the team with 100 rushing yards on a career-high 25 attempts (4.0 avg.), his fifth 100-yard rushing game of the season. Posted back-to-back 100-yard rushing games for the first time in his career, becoming the first Packer to do so since Lacy in 2015...**Vs. Seattle (NFC Divisional, Jan. 12):** Paced the team with 62 rushing yards and two TDs on 21 carries (3.0 avg.), becoming just the seventh player in franchise history to rush for two TDs in a playoff game...**At San Francisco (NFC Championship, Jan. 19):** Led the team with 56 yards and a TD on 12 carries (4.7 avg.) and added five receptions for 27 yards (5.4 avg.) and a TD. Became the first player in team history to post two-plus TDs in back-to-back games in a single postseason.

2018: Played in 12 games with eight starts and rushed for 728 yards and eight TDs on 133 carries (5.5 avg.) with 26 catches for 206 yards (7.9 avg.) and a TD...His average of 5.47 yards per carry is the second-best single-season mark in franchise history among Packers with 100-plus carries (Ellis, 5.49 in 1985)...Ranked No. 1 in the league in yards per carry, the first Packer to lead the NFL in that category since the league went to a 16-game schedule in 1978...Ranked No. 1 among NFL running backs in percentage of carries picking up first downs (30.8 percent)...Posted a team-best 22 runs of 10-plus yards...Ranked No. 4 in the league in percentage of carries going for 10-plus yards (16.5 percent)...Was placed on injured reserve (knee) on Dec. 18...Was on the reserve/suspended list for the first two games of the season...**At L.A. Rams (Oct. 28):** Paced the team with 86 rushing yards and a TD (33-yarder) on just 12 carries (7.2 avg.)...**At New England (Nov. 4):** Led the team with 75 rushing yards on 14 carries (5.4 avg.), becoming just the third Green Bay player since the 1970 AFL-NFL merger to register 75-plus rushing yards on 15 or fewer attempts in back-to-back games (Ellis, 1984; Grant, 2007)...**Vs. Miami (Nov. 11):** Delivered a season-high 145 rushing yards and a season-best two rushing TDs (2 yards, 10 yards) on just 15 carries (9.7 avg.), becoming just the sixth Packer since 1950 to rush for 145-plus yards on 15 or fewer carries and the first since Green had 15 carries for 163 yards vs. Dallas on Oct. 24, 2004. Became the first player in the NFL with 145-plus rushing yards and two-plus rushing TDs on 15 or fewer attempts since Jaguars

RB Maurice Jones-Drew (8-177-2) at Tennessee on Nov. 1, 2009. It marked his third straight game with 75-plus rushing yards and 15 or fewer attempts as he became only the eighth NFL player since the 1970 merger and the first since Charles in 2010 to accomplish the feat. Became the first Packer to do so since QB Tobin Rote in 1951. Posted a season-long 67-yard run up the middle to the Miami 4 late in the first quarter, the longest run by a Green Bay player since WR Randall Cobb's 67-yarder vs. Detroit on Oct. 6, 2013. Finished with 96 rushing yards on just four carries (24.0 avg.) in the first quarter, the most rushing yards by a Packer since Green posted 122 vs. Detroit in the opening quarter on Sept. 9, 2001. Posted a career-best six runs of 10-plus yards, the most by a Green Bay player since Green had six at Minnesota on Nov. 2, 2003. Added three catches for 27 yards (9.0 avg.) for a season-best 172 yards from scrimmage, the most by a Packers RB since Lacy registered 182 yards at New Orleans on Oct. 26, 2014...**At Seattle (Nov. 15):** Led the Packers with 11 carries for 40 yards (3.6 avg.) and a TD and added a season-best five receptions for a season-high 63 yards (12.6 avg.) and a TD. Late in the first half, came out of the backfield and got behind LB Austin Calitro to haul in a 24-yard TD pass from QB Aaron Rodgers, making the catch near the goal line as he posted his first career TD reception...**Vs. Atlanta (Dec. 9):** Posted a team-high 78 rushing yards and a TD on 17 carries (4.6 avg.), making him the first Packer since Green (five games, 2003-04) to register a rushing TD in five consecutive games. With just under six minutes remaining in the third quarter, took the handoff to the right and then cut back to his left as he outran a host of Atlanta defenders for the 29-yard TD run...**At Chicago (Dec. 16):** Started for the eighth time in nine games, but suffered a knee injury on his fourth carry of the game that would end his season. Finished with 8 yards on four carries (2.0 avg.).

2017: Played in 12 games with four starts, posting 448 rushing yards and four TDs on 81 carries (5.5 avg.)...His average of 5.53 yards per carry was the sixth-best mark in franchise single-season history (min. 75 att.)...Among RBs with 75-plus rushing attempts, ranked No. 2 in the NFL in rushing average behind only Kamara (6.07 avg.)...Registered two 125-yard rushing games, tied for the most in franchise history by a Green Bay rookie (Brockington, 1971; Lacy, 2013)...Was tied for No. 4 in the NFL in 125-yard rushing games, joining Kareem Hunt (three) and Leonard Fournette (two) as the only rookies with at least two 125-yard games in 2017...Added nine receptions for 22 yards (2.4 avg.) and a tackle on special teams...**At Atlanta (Sept. 17):** Made his NFL debut, appearing on eight plays on special teams...**Vs. Chicago (Sept. 28):** Saw the most significant action of his career to that point with injuries to RBs Ty Montgomery and Jamaal Williams, appearing on 30 plays and rushing for 49 yards and a TD on 13 carries (3.8 avg.). Following a 58-yard completion from Rodgers to WR Jordy Nelson in the second quarter, took a handoff from Rodgers and scored on a 2-yard run up the middle, his first touchdown in the NFL...**At Dallas (Oct. 8):** With Montgomery (ribs) sidelined, made his first NFL start and rushed for 125 yards and a TD on 19 carries (6.6 avg.). Became the first Green Bay rookie to record a 100-yard rushing game in his first career start since Samkon Gado (103 yards at Atlanta, Nov. 13, 2005). Posted a season-high five carries of 10-plus yards and a season-best seven first downs...**Vs. New Orleans (Oct. 22):** Led the team with a season-high 131 rushing yards and a TD on 17 carries (7.7 avg.), his second 100-yard rushing effort in three games. His 17 carries were the fewest by a Green Bay rookie with 125-plus rushing yards in a game. Racked up 70 rushing yards on four attempts (17.5 avg.) on Green Bay's first series, going up the middle untouched on a 46-yard score, the longest run by a Packer on the season...**At**

Chicago (Nov. 12): Started for the third straight game, but was limited to just three carries for 12 yards (4.0 avg.) before sustaining a knee injury on the opening drive that would sideline him for the remainder of the game and the next two contests...**Vs. Tampa Bay (Dec. 3):** Made his return after missing two games and posted a game-winning 20-yard TD run on the eighth offensive play of overtime, his lone carry of the game. Took the handoff from QB Brett Hundley and initially ran up the middle before bouncing it out to the left and outrunning a host of Tampa Bay defenders for the TD. It marked Green Bay's first walk-off win in OT on a TD run since RB James Hargrove scored from 7 yards out in a 16-10 overtime win vs. Philadelphia on Oct. 18, 1987 (replacement game)...**At Carolina (Dec. 17):** Led the team with 47 rushing yards on just three carries (15.7 avg.), becoming just the sixth Packer since the 1970 AFL-NFL merger to register 45-plus rushing yards in a game with three or fewer attempts...**2017 Draft:** Selected by the Packers with the second of two fifth-round picks (No. 182 overall), a compensatory pick awarded to the team. Became the first running back to be drafted out of Texas-El Paso since Marcus Thomas in 2008 (fifth round, San Diego) and the first UTEP running back to be selected by the Packers since Ed Smith in 1948 (third round).

COLLEGE: Played in 35 games with 32 starts, finishing his career at UTEP ranked No. 1 in rushing yards (4,114) and 100-yard rushing games (17), No. 2 in rushing touchdowns (33) and all-purpose yards (4,760), and No. 3 in rushing attempts (658) and points (240)...Set a UTEP career record with five 200-yard rushing games, highlighted by four 200-yard outings in 2016...Earned his degree in multidisciplinary studies...**Redshirt junior season (2016):** Started all 12 games and ranked No. 4 in the country with 1,773 rushing yards, a total that also set the single-season school record...Ranked No. 3 in the nation in rushing yards per game (147.8)...Averaged 7.7 yards on 229 carries, the best mark in the country among players with 150-plus rushing attempts in 2016...Posted 17 rushing TDs, the third most in a season in school annals...Registered seven 100-yard rushing games, including four with 200-plus yards...Earned first-team All-Conference USA honors and was named third-team All-America by *The Associated Press*...Was named to the watch lists for the Earl Campbell Tyler Rose Award, the Maxwell Award and the Doak Walker Award...Produced 120 points, the third most in a season in school history, and scored at least one TD in 11 of 12 games...Added 28 receptions for 233 yards (8.3 avg.) and three TDs...Threw a 3-yard TD pass vs. Old Dominion (Oct. 29) on his only career attempt...Opened the season with 249 yards rushing and two TDs on 31 carries (8.0 avg.) vs. New Mexico State (Sept. 3), including 140 yards in the fourth quarter, a career high...Racked up 228 yards and two TDs on just 14 attempts (16.3 avg.) vs. Houston Baptist (Nov. 5), posting TD runs of 39 and 62 yards...Registered 229 rushing yards and two TDs on 27 carries (8.5 avg.) at Florida Atlantic (Nov. 12), becoming the school's all-time leading rusher as he brought his career total to 3,738 yards and moved past John Harvey (3,576) in the school record book...Posted a career-high 301 rushing yards, the second-best single-game effort in school history, and a career-best four TDs on 24 carries (12.5 avg.) vs. North Texas (Nov. 26), highlighted by TD runs of 83, 48 and 58 yards...**Junior season (2015):** Started the first two games before his season ended due to a significant ankle injury...Received a medical redshirt...Rushed for 209 yards and a TD on 32 attempts (6.5 avg.) and added nine catches for 106 yards (11.8 avg.) and a TD...Opened the season with a career-best 83 receiving yards on six receptions (13.8 avg.) and added 70 yards rushing on 15 carries (4.7 avg.) at Arkansas (Sept. 5)...Gained 139 yards on 17 carries (8.2 avg.) in the first half

at Texas Tech (Sept. 12), including a school-record 91-yard TD run, before sustaining a season-ending ankle injury...**Sophomore season (2014):** Started all 12 games he appeared in, earning second-team All-Conference USA recognition after leading the team with 1,321 rushing yards and 11 TDs on 242 carries (5.5 avg.)...Led the team in receiving TDs (three) while ranking second in receptions (30) and receiving yards (293)...Became the first Miner since 2009 to register a 1,000-yard rushing season...Produced six 100-yard rushing games and six multi-TD games...Registered a season-high 237 yards and a season-best three TDs on 22 carries (10.8 avg.) at New Mexico (Aug. 30), including a season-long 73-yard TD run in the second quarter...Became the first sophomore in UTEP history to rush for 200-plus yards in a game...**Freshman season (2013):** Played in nine games with six starts, earning Conference USA All-Freshman team honors...Received honorable mention All-Freshman team recognition from *College Football News* and third-team Freshman All-America honors from *Athlon*...Led the Miners with a freshman-record 811 yards rushing and four TDs on 155 attempts (5.2 avg.)...Helped the offense register 2,216 rushing yards, the most by UTEP since 1988...Ranked No. 2 in the country in rushing yards and rushing yards per game among freshmen prior to sustaining an injury that sidelined him for the final three games...Posted three 100-yard rushing games and six with 90-plus yards...His three 100-yard games were the most by a UTEP freshman since Harvey had four in 1985...Rushed for 127 yards and two TDs on 11 carries (11.5 avg.) vs. New Mexico (Sept. 7) in his collegiate debut, scoring on a 65-yard TD in the third quarter and on an 8-yard TD with 1:19 remaining in the contest to send the game into overtime...Registered a season-high 186 yards rushing on 29 attempts (6.4 avg.) at Rice (Oct. 26), highlighted by a season-long 81-yard run that was the longest by a freshman in school history and the longest by an FBS freshman in 2013.

PERSONAL: Given name Aaron LaRae Jones...Born in Savannah, Ga. ...His twin brother, Alvin, who spent parts of 2018-19 with the Baltimore Ravens, was his teammate at UTEP and in high school...His parents, Alvin Sr. and Vurgess, both retired as sergeant majors in the U.S. Army...Was born in Georgia and also lived in Germany, Tennessee and Virginia...**High school:** Rushed for 1,800-plus yards and posted 30 TDs on his way to being named 1-4A Offensive MVP and earning Class 4A all-state recognition as a senior at Burges High (El Paso, Texas)...Was named All-City MVP by the *El Paso Times*...Rushed for 335 yards in a regional playoff win against Wichita Falls Rider...Added 74 tackles (56 solo), an interception and two forced fumbles as a senior at defensive back...Participated in the Greater El Paso All-Star Game...Earned 1-4A District MVP honors as a junior after rushing for 1,400-plus yards and 16 TDs...Earned all-district recognition as a sophomore at WR...Was a four-time letterman in basketball and track and field...Earned all-city honors in basketball from the *El Paso Times*...Was a member of a 4x400 relay team that won the district title and advanced to the state championship...**Community involvement:** Partnered with his brother, Alvin, to establish the A&A All the Way Foundation, which aims to make an impact in the lives of children through charitable giving and action...Hosted youth football camps in Green Bay and El Paso...Signed autographs to help raise money for The Salvation Army during the holidays both of the last two years...Visited the Boys & Girls Club in Green Bay...Participated in the Green Bay Packers Give Back Bowling Event...Had lunch and did a Q&A session with students at the Challenge Academy in Fort McCoy, Wis. ...Worked with special-education students and visited schools while he was in college.

NFL debut: at Atlanta, 9/17/17
First NFL start: at Dallas, 10/8/17
First NFL touchdown: vs. Chicago, 9/28/17 (2-yard run)
First NFL 100-yard game: at Dallas, 10/8/17 (125 yards)

CAREER TRANSACTIONS

- 2017 Selected by Green Bay Packers as second of two choices in the fifth round (182nd overall) of '17 NFL Draft, April 29 (free agency compensatory pick)...Signed first contract, May 5.
- 2018 Placed on reserve/suspended list, Sept. 1...Activated from exempt status, Sept. 19...Placed on injured reserve (knee), Dec. 18.
- 2021 Signed contract extension, March 26.

AARON JONES' NFL REGULAR-SEASON RUSHING/RECEIVING STATISTICS

DATE	TEAM	RUSHING							RECEIVING				
		GP	GS	NO.	YDS.	AVG.	LG	TD	NO.	YDS.	AVG.	LG	TD
2017	Packers	12	4	81	448	5.5	46t	4	9	22	2.4	9	0
2018	Packers	12	8	133	728	5.5	67	8	26	206	7.9	24t	1
2019	Packers	16	16	236	1,084	4.6	56t	16	49	474	9.7	67t	3
2020	Packers	14	14	201	1,104	5.5	77t	9	47	355	7.6	30	2
NFL TOTALS		54	42	651	3,364	5.2	77t	37	131	1,057	8.1	67t	6

AARON JONES' NFL POSTSEASON RUSHING/RECEIVING STATISTICS

DATE	TEAM	RUSHING							RECEIVING				
		GP	GS	NO.	YDS.	AVG.	LG	TD	NO.	YDS.	AVG.	LG	TD
2019	Packers	2	2	33	118	3.6	23	3	6	31	5.2	9t	1
2020	Packers	2	2	20	126	6.3	60	1	5	21	4.2	14	0
NFL TOTALS		4	4	53	244	4.6	60	4	11	52	4.7	14	1

SINGLE-GAME HIGHS: RUSHING/RECEIVING

Rush Attempts 25 at Detroit Lions, Dec 29, 2019
 23 at Minnesota Vikings, Dec 23, 2019
 ...1 more at 23.

Rushing Yards 168 vs. Detroit Lions, Sep 20, 2020
 154 at Minnesota Vikings, Dec 23, 2019
 75t vs. Detroit Lions, Sep 20, 2020

Longest Runs 77t vs. Philadelphia Eagles, Dec 06, 2020
 75t vs. Detroit Lions, Sep 20, 2020

Rushing TDs 4 at Dallas Cowboys, Oct 06, 2019
 3 vs. Carolina Panthers, Nov 10, 2019

Receptions 7 at Kansas City Chiefs, Oct 27, 2019
 7 at Dallas Cowboys, Oct 06, 2019

Receiving Yards 159 at Kansas City Chiefs, Oct 27, 2019
 75 at Dallas Cowboys, Oct 06, 2019

Longest Receptions 67t at Kansas City Chiefs, Oct 27, 2019
 50 at Kansas City Chiefs, Oct 27, 2019
 2 at Kansas City Chiefs, Oct 27, 2019
 1 vs. Atlanta Falcons, Oct 05, 2020
 ...3 more at 1.

Receiving TDs

All-Purpose Yards 236 vs. Detroit Lions, Sep 20, 2020
 226 at Kansas City Chiefs, Oct 27, 2019

Most TDs 4 at Dallas Cowboys, Oct 06, 2019
 3 vs. Detroit Lions, Sep 20, 2020
 ...1 more at 3.

2020 GXG REGULAR SEASON (PACKERS)

DATE	OPPONENT	P/S	RUSHING					RECEIVING				
			NO.	YDS.	AVG.	LG	TD	NO.	YDS.	AVG.	LG	TD
09/13	at Vikings	S	16	66	4.1	15	1	4	10	2.5	6	0
09/20	Lions	S	18	168	9.3	75t	2	4	68	17.0	30	1
09/27	at Saints	S	16	69	4.3	19	1	2	17	8.5	12	0
10/05	Falcons	S	15	71	4.7	23	0	5	40	8.0	23	1
10/18	at Buccaneers	S	10	15	1.5	7	1	3	26	8.7	20	0
10/25	at Texans											
11/01	Vikings											
11/05	at 49ers	S	15	58	3.9	11	0	5	21	4.2	15	0
11/15	Jaguars	S	13	46	3.5	20	0	5	49	9.8	14	0
11/22	at Colts	S	10	41	4.1	15	1	4	30	7.5	14	0
11/29	Bears	S	17	90	5.3	16	0	1	0	0.0	0	0
12/06	Eagles	S	15	130	8.7	77t	1	3	18	6.0	9	0
12/13	at Lions	S	15	69	4.6	11	0	2	6	3.0	7	0
12/19	Panthers	S	20	145	7.3	46	1	3	13	4.3	9	0
12/27	Titans	S	10	94	9.4	59	0	2	14	7.0	9	0
01/03	at Bears	S	11	42	3.8	10	1	4	43	10.8	17	0
2020 TOTALS		14-14	201	1,104	5.5	77t	9	47	355	7.6	30	2

2020 GXG POSTSEASON (PACKERS)

01/16	Rams	S	14	99	7.1	60	1	1	14	14.0	14	0
01/24	Buccaneers	S	6	27	4.5	12	0	4	7	1.8	5	0
2020 TOTALS		2-2	20	126	6.3	60	1	5	21	4.2	14	0

VETERANS

COMMUNITY

ADMIN. & COACHES

JONES

DRAFT & FREE AGENTS

2020 REVIEW

RECORDS & HISTORY

LAMBEAU FIELD

MISC.

2019 GXG REGULAR SEASON (PACKERS)

DATE	OPPONENT	P/S	RUSHING					RECEIVING				
			NO.	YDS.	AVG.	LG	TD	NO.	YDS.	AVG.	LG	TD
09/05	at Bears	S	13	39	3.0	9	0	1	0	0.0	0	0
09/15	Vikings	S	23	116	5.0	15	1	4	34	8.5	15	0
09/22	Broncos	S	10	19	1.9	7t	2	1	4	4.0	4	0
09/26	Eagles	S	13	21	1.6	7	1	6	37	6.2	14	0
10/06	at Cowboys	S	19	107	5.6	18t	4	7	75	10.7	22	0
10/14	Lions	S	11	47	4.3	9	0	4	13	3.3	9	0
10/20	Raiders	S	12	50	4.2	15	0	4	33	8.3	21t	1
10/27	at Chiefs	S	13	67	5.2	9	0	7	159	22.7	67t	2
11/03	at Chargers	S	8	30	3.8	7	0	1	-1	-1.0	-1	0
11/10	Panthers	S	13	93	7.2	28	3	0	0	0.0	0	0
11/24	at 49ers	S	13	38	2.9	11	0	0	0	0.0	0	0
12/01	at Giants	S	11	18	1.6	9	0	4	13	3.3	7	0
12/08	Washington	S	16	134	8.4	42	1	6	58	9.7	25	0
12/15	Bears	S	13	51	3.9	21t	2	0	0	0.0	0	0
12/23	at Vikings	S	23	154	6.7	56t	2	2	6	3.0	3	0
12/29	at Lions	S	25	100	4.0	14	0	2	43	21.5	31	0
2019 TOTALS	16-16		236	1,084	4.6	56t	16	49	474	9.7	67t	3

2019 GXG POSTSEASON (PACKERS)

01/12	Seahawks	S	21	62	3.0	23	2	1	4	4.0	4	0
01/19	at 49ers	S	12	56	4.7	11	1	5	27	5.4	9t	1
2019 TOTALS	2-2		33	118	3.6	23	3	6	31	5.2	9t	1

2018 GXG REGULAR SEASON (PACKERS)

DATE	OPPONENT	P/S	RUSHING					RECEIVING				
			NO.	YDS.	AVG.	LG	TD	NO.	YDS.	AVG.	LG	TD
09/09	Bears											
09/16	Vikings											
09/23	at Washington	P	6	42	7.0	17	0	1	5	5.0	5	0
09/30	Bills	P	11	65	5.9	30	1	1	17	17.0	17	0
10/07	at Lions	P	7	40	5.7	18	0	2	19	9.5	12	0
10/15	49ers	S	8	41	5.1	16	0	0	0	0.0	0	0
10/28	at Rams	S	12	86	7.2	33t	1	2	0	0.0	1	0
11/04	at Patriots	S	14	75	5.4	13	0	2	10	5.0	7	0
11/11	Dolphins	S	15	145	9.7	67	2	3	27	9.0	19	0
11/15	at Seahawks	S	11	40	3.6	8t	1	5	63	12.6	24t	1
11/25	at Vikings	S	17	72	4.2	11	1	3	21	7.0	10	0
12/02	Cardinals	S	11	36	3.3	13	1	4	16	4.0	6	0
12/09	Falcons	P	17	78	4.6	29t	1	3	28	9.3	15	0
12/16	at Bears	S	4	8	2.0	3	0	0	0	0.0	0	0
12/23	at Jets											
12/30	Lions											
2018 TOTALS	12-8		133	728	5.5	67	8	26	206	7.9	24t	1

2017 GXG REGULAR SEASON (PACKERS)

DATE	OPPONENT	P/S	RUSHING					RECEIVING				
			NO.	YDS.	AVG.	LG	TD	NO.	YDS.	AVG.	LG	TD
09/10	Seahawks											
09/17	at Falcons	P	0	0	0.0	0	0	0	0	0.0	0	0
09/24	Bengals	P	0	0	0.0	0	0	0	0	0.0	0	0
09/28	Bears	P	13	49	3.8	11	1	0	0	0.0	0	0
10/08	at Cowboys	S	19	125	6.6	22	1	1	9	9.0	9	0
10/15	at Vikings	P	13	41	3.2	9	0	1	1	1.0	1	0
10/22	Saints	S	17	131	7.7	46t	1	3	7	2.3	4	0
11/06	Lions	S	5	12	2.4	4	0	2	-1	-0.5	2	0
11/12	at Bears	S	3	12	4.0	6	0	1	0	0.0	0	0
11/19	Ravens											
11/26	at Steelers											
12/03	Buccaneers	P	1	20	20.0	20t	1	0	0	0.0	0	0
12/10	at Browns	P	4	-2	-0.5	1	0	0	0	0.0	0	0
12/17	at Panthers	P	3	47	15.7	23	0	1	6	6.0	6	0
12/23	Vikings	P	3	13	4.3	6	0	0	0	0.0	0	0
12/31	at Lions											
2017 TOTALS	12-4		81	448	5.5	46t	4	9	22	2.4	9	0



KINGSLEY KEKE 96

VETERANS

Ht: 6-3 Wt: 288 Born: September 26, 1996

NFL Games Played/Started: 29/9

Acquired: 05-19

Defensive Lineman // Texas A&M

Third NFL Season // Third Packers Season

PRO HIGHLIGHTS:

➤ Saw action in 15 games with nine starts in 2020, recording 21 tackles (12 solo), three tackles for a loss, four sacks (tied for No. 3 on the team), eight QB hits (No. 4), two passes defended and a forced fumble.

➤ Led the Green Bay defensive line in both sacks and QB pressures during the 2020 regular season.

➤ According to Next Gen Stats, finished with a QB pressure rate of 6.3 percent in 2020 to lead the Packers defensive line and rank No. 4 on the team (min. 100 pass rush snaps).

➤ Played in 14 games as a rookie and posted 11 tackles (seven solo) and a QB pressure.

➤ Saw action in both 2019 playoff contests and recorded three tackles (all solo), including a tackle for a loss.

➤ Selected by the Packers in the fifth round (No. 150 overall), the first defensive lineman drafted by the team out of Texas A&M since DT Johnny Jolly in 2006 (sixth round, No. 183 overall).

2020 SEASON: Played in 15 games with nine starts, recording 21 tackles (12 solo), four sacks, three tackles for a loss, eight QB hits, one forced fumble and two passes defended...Tied for No. 3 on the team in sacks and ranked No. 4 in QB hits...Was inactive in Week 17 and for both postseason contests (concussion)...**At Minnesota (Sept. 13):** Made his first NFL start, appearing on 29 snaps on defense...**Vs. Detroit (Sept. 20):** Started and played on 35 defensive snaps, making two tackles (both solo). Late in the first quarter, shed T Tyrrell Crosby's block to drop RB Adrian Peterson for no gain. Stood up G Oday Aboushi early in the third quarter to again stop Peterson for no gain...**At New Orleans (Sept. 27):** Recorded two tackles (both solo), a tackle for a loss, a pass defended, a forced fumble and a team-leading and career-high two sacks. Early in the second quarter, ran a stunt with LB Rashan Gary to beat G Andrus Peat and strip-sack QB Drew Brees, the first sack and first forced fumble of his NFL career. Late in the second quarter, got past Peat for a second time to drop Brees for a 7-yard sack on first down. Four plays later, got a hand up to deflect a pass from Brees over the middle and record the first pass defended of his career...**At Tampa Bay (Oct. 18):** Posted a career-high five tackles (all assisted)...**Vs. Philadelphia (Dec. 6):** Finished with four tackles (three solo), two QB hits, a career-high two tackles for a loss and a team-leading and career-high-tying two sacks, registering his second multi-sack game of the season. Late in the first quarter, blew by G Jason Peters to take down QB Carson Wentz on third-and-long, forcing a punt. On Philadelphia's last drive of the first half, again beat Peters up the middle to drop Wentz for a 6-yard sack.

2019: Played in 14 games and posted 11 tackles (seven solo) and a QB pressure...Was inactive for two contests (healthy scratch in Weeks 1-2)...Appeared in both playoff games and recorded three tackles (all solo), including a tackle for a loss...**Vs. Denver (Sept. 22):** Made his NFL debut, appearing on 12 snaps on defense...**Vs. Oakland (Oct. 20):** Appeared on seven plays on defense and registered two tackles (both solo) on defense along with a QB pressure...**At**

AT A GLANCE ...



- Last name is pronounced kee-kee.
- In 2020, tied for No. 3 on the team with four sacks and finished No. 4 with eight QB hits, leading Green Bay's defensive linemen in both categories.
- Played in 14 games as a rookie in 2019 and posted 11 tackles (seven solo) and a QB pressure. Also saw action in both playoff contests and recorded three tackles (all solo), including a tackle for a loss.
- Moved into the starting lineup early in his sophomore campaign and went on to start the final 35 games of his career. Did not miss a game at Texas A&M, appearing in all 52 contests from 2015-18.
- Started all 13 games for the Aggies as a senior in 2018 and led the team with a career-high seven sacks. Ranked No. 2 on the team with a career-best 11 tackles for a loss.
- Earned all-state honors as a senior at George Ranch High School in Richmond, Texas, after recording 60 tackles, 10 tackles for a loss and five sacks.

L.A. Chargers (Nov. 3): Posted a season-high four tackles (one solo) on defense...**Vs. Carolina (Nov. 10):** Played 11 snaps on defense and registered a solo tackle...**At San Francisco (NFC Championship, Jan. 19):** Played 11 snaps on defense and registered three tackles (all solo). Late in the fourth quarter, wrapped up RB Raheem Mostert for a 1-yard loss on a third-and-2 run to force the 49ers to settle for a field goal...**2019 Draft:** Selected by the Packers in the fifth round (No. 150 overall).

COLLEGE: Played in all 52 games with 35 starts in his four seasons with the Aggies, recording 150 tackles (57 solo), 21 tackles for a loss, 12 sacks, seven passes defended, three fumble recoveries and a forced fumble...Earned his degree in communications and leadership...**Senior season (2018):** Started all 13 games and led the team with a career-high seven sacks...Registered 51 tackles (18 solo), a career-best 11 tackles for a loss, a pass defended, a fumble recovery and a forced fumble...Helped the Aggies finish No. 3 in the country in run defense in 2018 (95.2 ypg), the best mark posted by A&M since 1994 (92.4 ypg)...Part of a defense that ranked No. 9 in the nation in opponent third-down conversions (30.3 percent)...Was the recipient of the Mr. Versatile Award as well as the Strength and Conditioning Defensive Aggie Award at the team's annual banquet...Was selected to play in the Reese's Senior Bowl...Posted four tackles (one solo) and 1½ sacks vs. Arkansas (Sept. 29) as the Aggies limited the Razorbacks to 11 first downs and 55 rushing yards on 26 attempts (2.1 avg.)...Recorded five tackles (four solo) and a career-high two sacks vs. Kentucky (Oct. 6), giving him 4½ sacks over a four-game span, as the defense held the Wildcats to eight first downs and 70 rushing yards on 30 carries (2.3 avg.)...Posted four tackles (two solo) and a sack at Auburn (Nov. 3) and was part of a defense that helped contain the Tigers to just 19 rushing yards on 21 attempts (0.9 avg.) and forced six three-and-outs...Forced his first career fumble vs. Ole Miss (Nov. 10) when he knocked the ball out from QB Jordan Ta'amu on a run at the A&M 15 and then recovered the ball at the 15 to halt the Ole Miss drive...Registered a season-high six tackles (two solo) and a pass defended in the 74-72 seven-overtime victory vs. LSU (Nov.

COMMUNITY

ADMIN. & COACHES

KEKE

DRAFT & FREE AGENTS

2020 REVIEW

RECORDS & HISTORY

LANEBRU FIELD

MISC.

24)...Contributed three tackles (one solo) and a sack in the 52-13 win vs. North Carolina State (Gator Bowl, Dec. 31)...
Junior season (2017): Started all 13 contests and recorded a career-high 54 tackles (21 solo), 2½ tackles for a loss, a sack, two passes defended and two fumble recoveries...Part of a defense that ranked No. 5 in the country with 43 sacks as a team, the most by the Aggies since 2011...Posted a sack and a fumble recovery vs. South Carolina (Sept. 30)...Led the defensive line with eight tackles (three solo) at Florida (Oct. 14)...Posted a career-high nine tackles (four solo) vs. Wake Forest (Belk Bowl, Dec. 29)...
Sophomore season (2016): Played in all 13 games and started the final nine contests of the season, finishing with 37 tackles (16 solo), seven tackles for a loss, four sacks and a career-high four passes defended...Registered four tackles (one solo) and a sack vs. UCLA (Sept. 3)...Posted three tackles (all solo), two tackles for a loss, a sack and a pass defended at Alabama (Oct. 22)...Registered a sack for the third time in four games and finished with four tackles (three solo) vs. Ole Miss (Nov. 12)...
Freshman season (2015): Appeared in all 13 games and contributed eight tackles (two solo), including a shared tackle

for a loss...Made his collegiate debut and posted an assisted tackle vs. Arizona State (Sept. 5).

PERSONAL: Given name Kingsley-Collins Ezenna Keke...Last name is pronounced kee-kee...Born in Houston, Texas...Attended school in Nigeria as a fifth grader...
High school: Earned all-state honors as a senior at George Ranch High School in Richmond, Texas, after posting 60 tackles, 10 tackles for a loss and five sacks...Also blocked a pair of kicks...Was a finalist for the Greater Houston Lombardi Award as a senior...Also earned all-district honors as he helped the Longhorns finish 13-1 and reach the 4A Division I quarterfinals...For his career, registered 158 tackles, 39 tackles for a loss, 19 sacks, 53 QB pressures and five forced fumbles...Lettered three years in basketball and track and field (shot put and discus)...
Community involvement: Took part in the Green Bay Packers Give Back Bowling Event, which raised money for the Wisconsin Court Appointed Special Advocates (CASA) Association, whose programs champion the needs of abused and neglected children...Visited homeless shelters while he was in college.

NFL debut: vs. Denver, 9/22/19
First NFL start: at Minnesota, 9/13/20
First NFL sack: at New Orleans, 9/27/20 (D.Brees)

CAREER TRANSACTIONS
 ■ 2019 Selected by Green Bay Packers in the fifth round (150th overall) of '19 NFL Draft, April 27...Signed first contract, May 3.

KINGSLEY KEKE'S NFL REGULAR SEASON DEFENSIVE STATISTICS

YEAR	TEAM	GP	TACKLES										INTERCEPTIONS				O. FUMB			ST		MISC				
			GS	TK	S	A	TFL	YDS	SK	YDS	QBH	NO	YDS	LG	TD	PD	FF	FR	YDS	TK	S	A	FF	FR	S	A
2019	Packers	14	0	11	7	4	0	0	0.0	0.0	1	0	0	0	0	0	0	0	0	0	0	0	0	0	0	0
2020	Packers	15	9	21	12	9	3	21	4.0	27.0	8	0	0	0	2	1	0	0	0	0	0	0	0	0	0	
NFL TOTALS		29	9	32	19	13	3	21	4.0	27.0	9	0	0	0	2	1	0	0	0	0	0	0	0	0	0	

KINGSLEY KEKE'S NFL POSTSEASON DEFENSIVE STATISTICS

YEAR	TEAM	GP	TACKLES										INTERCEPTIONS				O. FUMB			ST		MISC			
			GS	TK	S	A	TFL	YDS	SK	YDS	QBH	NO	YDS	LG	TD	PD	FF	FR	YDS	TK	S	A	FF	FR	S
2019	Packers	2	0	3	3	0	1	1	0.0	0.0	0	0	0	0	0	0	0	0	0	0	0	0	0	0	0
NFL TOTALS		2	0	3	3	0	1	1	0.0	0.0	0	0	0	0	0	0	0	0	0	0	0	0	0	0	0

SINGLE-GAME HIGHS: DEFENSIVE

Total Tackles 5 at Tampa Bay Buccaneers, Oct 18, 2020
 4 vs. Philadelphia Eagles, Dec 06, 2020
 ...1 more at 4.
Sacks 2.0 vs. Philadelphia Eagles, Dec 06, 2020
 2.0 at New Orleans Saints, Sep 27, 2020
Passes Defensed 1 at Detroit Lions, Dec 13, 2020
 1 at New Orleans Saints, Sep 27, 2020

Forced Fumbles 1 at New Orleans Saints, Sep 27, 2020
Tackles For Loss 2 vs. Philadelphia Eagles, Dec 06, 2020
 1 at New Orleans Saints, Sep 27, 2020

2020 GXG REGULAR SEASON (PACKERS)

DATE	OPPONENT	P/S	TK	S	A	SK	YDS	INT	PD	FF	FR	
09/13	at Vikings	S	0	0	0	0	0	0	0	0	0	
09/20	Lions	S	2	0	0	0	0	0	0	0	0	
09/27	at Saints	P	2	2	0	2	13.0	0	1	1	0	
10/05	Falcons	S	3	3	0	0	0.0	0	0	0	0	
10/18	at Buccaneers	S	5	0	0	0	0.0	0	0	0	0	
10/25	at Texans	P	1	0	1	0.0	0.0	0	0	0	0	
11/01	Vikings	S	0	0	0	0	0.0	0	0	0	0	
11/05	at 49ers	S	1	0	1	0.0	0.0	0	0	0	0	
11/15	Jaguars	S	0	0	0	0	0.0	0	0	0	0	
11/22	at Colts	P	2	2	0	0	0.0	0	0	0	0	
11/29	Bears	P	0	0	0	0	0.0	0	0	0	0	
12/06	Eagles	P	4	3	1	2.0	14.0	0	0	0	0	
12/13	at Lions	S	0	0	0	0	0.0	0	1	0	0	
12/19	Panthers	P	0	0	0	0	0.0	0	0	0	0	
12/27	Titans	S	1	0	1	0.0	0.0	0	0	0	0	
01/03	at Bears	GAME INACTIVE/INJURY										
2020 TOTALS		15-9	21	12	9	4	0	27.0	0	2	1	0

2020 GXG POSTSEASON (PACKERS)

01/16	Rams	GAME INACTIVE/INJURY										
01/24	Buccaneers	GAME INACTIVE/INJURY										
2020 TOTALS			0	0	0	0	0	0.0	0	0	0	0

2019 GXG REGULAR SEASON (PACKERS)

DATE	OPPONENT	P/S	TK	S	A	SK	YDS	INT	PD	FF	FR
09/05	at Bears	INACTIVE									
09/15	Vikings	INACTIVE									
09/22	Broncos	P	0	0	0	0	0.0	0	0	0	0
09/26	Eagles	P	0	0	0	0	0.0	0	0	0	0
10/06	at Cowboys	P	0	0	0	0	0.0	0	0	0	0
10/14	Lions	P	0	0	0	0	0.0	0	0	0	0
10/20	Raiders	P	2	2	0	0	0.0	0	0	0	0
10/27	at Chiefs	P	0	0	0	0	0.0	0	0	0	0
11/03	at Chargers	P	4	1	3	0	0.0	0	0	0	0
11/10	Panthers	P	1	1	0	0	0.0	0	0	0	0
11/24	at 49ers	P	1	0	1	0	0.0	0	0	0	0
12/01	at Giants	P	1	1	0	0	0.0	0	0	0	0
12/08	Washington	P	1	1	0	0	0.0	0	0	0	0
12/15	Bears	P	0	0	0	0	0.0	0	0	0	0
12/23	at Vikings	P	0	0	0	0	0.0	0	0	0	0
12/29	at Lions	P	1	1	0	0	0.0	0	0	0	0
2019 TOTALS		14-0	11	7	4	0	0.0	0	0	0	0

2019 GXG POSTSEASON (PACKERS)

01/12	Seahawks	P	0	0	0	0	0.0	0	0	0	0
01/19	at 49ers	P	3	3	0	0	0.0	0	0	0	0
2019 TOTALS		2-0	3	3	0	0	0.0	0	0	0	0



KEVIN KING 20

VETERANS

Ht: **6-3** Wt: **200** Born: **May 5, 1995**
NFL Games Played/Started: **41/36**
Acquired: **D2a-17**

Cornerback // Washington
Fifth NFL Season // Fifth Packers Season

PRO HIGHLIGHTS:

- Started all 11 games he played in during the 2020 regular season and both postseason contests. Finished the regular season with 57 tackles (second most of his career) and tied his career high (2019) with 45 solo tackles.
- Appeared in 15 games with 14 starts in 2019 and posted career highs across the board with 59 tackles (45 solo), a sack, a team-leading five interceptions (tied for No. 4 in the NFL) and 18 passes defended (No. 2 on the team). Also started both playoff games and posted seven tackles (five solo) and a team-high three passes defended.
- Set or matched single-game career highs in total tackles (eight vs. Den.), solo tackles (eight vs. Den.) and passes defended (four vs. Phi.) in 2019.
- His five INTs in 2019 were the most by a Packers since S Ha Ha Clinton-Dix posted five in 2016.
- In 2018, started all six games he appeared in during a season shortened by groin and hamstring injuries. Recorded 22 tackles (16 solo), a tackle for a loss, an INT, a fumble recovery and a pass defended.
- Recorded his first career INT in a Week 6 win over San Francisco in 2018. With just over a minute remaining and the game tied at 30, ran stride for stride with WR Marquise Goodwin down the middle of the field and intercepted QB C.J. Beathard's third-down pass at the Green Bay 10.
- Appeared in nine games with five starts as a rookie in 2017, registering 31 tackles (23 solo), a tackle for a loss and eight passes defended (No. 5 on the team) before being placed on injured reserve (shoulder) on Dec. 6.
- Despite being limited to nine games due to injury, his five starts were the third most among Packers rookies in 2017 (S Josh Jones and RB Jamaal Williams both had seven).
- Selected by the Packers with the first pick in the second round of the 2017 NFL Draft (No. 33 overall), a selection acquired from Cleveland along with a fourth-round choice (No. 108 overall) in exchange for Green Bay's first-round pick (No. 29 overall). Became the first defensive back from the University of Washington to be drafted by the Packers since S Mark Lee in 1980 (second round, No. 34 overall).

2020 SEASON: Started 11 games and missed five due to injury (quadricep)...Finished with 57 tackles (second most of his career), 45 solo tackles (tied career high from 2019), five passes defended, a QB hit, a forced fumble and a fumble recovery...Started both postseason contests and tied for No. 2 on the team with 12 tackles while tying for the team lead with nine solo tackles...**At Minnesota (Sept. 13):** Tied for No. 2 on the team with four solo tackles as part of a five-tackle performance and played on 51 of 52 defensive snaps, the third most on the defense and a game high for the secondary...**Vs. Detroit (Sept. 20):** Played 53 snaps and tied for No. 2 on the team with four tackles (three solo)...**At Indianapolis (Nov. 22):** Played on all 84 defensive snaps, finishing tied for No. 3 on the team with a season-high seven tackles (five solo)...**Vs. Chicago (Nov. 29):** Played on 66 of a possible 68 defensive snaps and posted four tackles (three solo) and a

AT A GLANCE ...



- Tied for No. 1 on the Packers with six interceptions from 2018-20 (Darnell Savage).
- Among NFL cornerbacks who played 500-plus snaps during the 2020 regular season, was targeted the sixth-fewest times (51) and had the eighth-fewest burns with 32 (occurs when a targeted defensive player allows a completed pass), according to Sportradar.
- Appeared in 15 games with 14 starts in 2019 and posted career highs across the board with 59 tackles (45 solo), a sack, a team-leading five INTs (tied for No. 4 in the NFL) and 18 passes defended (No. 2 on the team).
- Played in 15 games with 11 starts in his first two seasons (2017-18), recording 53 tackles (39 solo), an interception, two tackles for a loss and 11 passes defended.
- Played in all 48 games with 35 starts in his four seasons at Washington and registered 165 tackles (107 solo), 8½ tackles for a loss, six interceptions, 28 passes defended, two forced fumbles and two fumble recoveries. Earned honorable mention All-Pacific-12 recognition as a junior and senior.
- Won the Tyece Sports Council Community Service Award at the team's postseason banquet and was an honorable mention Academic All-Pac-12 selection in 2016.

season-best three passes defended...**Vs. Carolina (Dec. 19):** Played all 69 snaps and finished with six tackles (all solo) and for the first time in his career forced a fumble and recovered a fumble in the same game. Midway through the second quarter, Carolina was at the GB 1-yard line and LB Krys Barnes forced a fumble on a diving Teddy Bridgewater that King recovered at the 5-yard line and returned 48 yards to the CAR 47-yard line. The Packers took seven plays to go the rest of the way for the TD on the ensuing drive to make it a 21-3 game...**At Chicago (Jan. 3):** Played all but one defensive snap and tied for No. 2 on the team with a career-high 10 tackles (seven solo) while also posting two passes defended. In the second quarter, broke up a pass on second-and-14 and then tackled RB David Montgomery after a 5-yard gain on third down, forcing a punt...**Vs. L.A. Rams (NFC Divisional, Jan. 16):** Saw action on all 53 defensive snaps and finished tied for No. 2 on the team with eight tackles (five solo).

2019: Appeared in 15 games with 14 starts and posted a career-best 59 tackles (45 solo), a sack, a team-leading and career-high five INTs, and a career-best 18 passes defended (No. 2 on the team)...Was tied for No. 4 in the league in INTs...His five INTs were the most by a Packer since Clinton-Dix registered five in 2016...Was inactive (shoulder) for one contest (Week 14 vs. Washington)... Started both playoff games and posted seven tackles (five solo) and a team-high three passes defended...**At Chicago (Sept. 5):** Posted five tackles (all solo), a sack and a pass defended. On the first play of the second quarter, nearly intercepted a QB Mitchell Trubisky pass intended for WR Cordarrelle Patterson on third down, breaking up the pass to force a punt. Posted his first career sack when he tripped up Trubisky as he scrambled toward the sideline for a 2-yard loss with less than a minute remaining in the first half...**Vs. Minnesota (Sept. 15):** Finished with two

COMMUNITY

ADMIN. & COACHES

KING

DRAFT & FREE AGENTS

2020 REVIEW

RECORDS & HISTORY

LAMBEAU FIELD

MISC.

assisted tackles and an INT. With just over five minutes remaining in the game and the Packers holding a 21-16 lead, made a leaping INT of a QB Kirk Cousins pass intended for WR Stefon Diggs in the back of the end zone on a first-and-goal play from the 8...**Vs. Denver (Sept. 22):** Registered a season-high eight tackles (all solo)...**Vs. Philadelphia (Sept. 26):** Started and played 55 of 62 snaps before departing the game in the fourth quarter (groin). Led the team with a career-best four passes defended and added a solo tackle...**At Dallas (Oct. 6):** Started and played 37 snaps despite being limited during the week due to a groin injury, leading the secondary with six tackles (five solo) along with an INT, a forced fumble and two passes defended. Early in the second quarter, drilled WR Tavon Austin at the end of his 14-yard run, forcing a fumble that Austin recovered. Posted an interception with just under 10:30 remaining in the fourth quarter, blanketing WR Michael Gallup in coverage before picking off QB Dak Prescott at the Dallas 44 and returning it 15 yards to the Dallas 29 to help set up a Mason Crosby FG that extended the Packers' lead to 34-17...**Vs. Detroit (Oct. 14):** Finished with four tackles (two solo) and a pass defended. Midway through the third quarter, broke up a third-down pass from QB Matthew Stafford intended for WR Kenny Golladay near the end zone to force the Lions to settle for a field goal...**Vs. Oakland (Oct. 20):** Posted five tackles (one solo) and an INT. Midway through the fourth quarter, made a leaping pick in the end zone on a QB Derek Carr pass intended for TE Darren Waller, a turnover that led to seven points with QB Aaron Rodgers finding WR Marquez Valdes-Scantling for a 74-yard TD pass three plays later...**Vs. Carolina (Nov. 10):** Finished with six tackles (five solo), a tackle for a loss and a team-high three passes defended. On the Panthers' final drive with the Packers leading, 24-16, made a leaping deflection of a QB Kyle Allen pass intended for WR DJ Moore in the end zone with just over a minute remaining...**At N.Y. Giants (Dec. 1):** Recorded two tackles (both solo), an INT and two passes defended. Early in the second quarter, turned at just the right time to make the INT of a QB Daniel Jones pass intended for WR Darius Slayton, returning the pick 11 yards to the Green Bay 47...**At Minnesota (Dec. 23):** Finished with five tackles (three solo), a tackle for a loss and an INT. With the Packers trailing, 17-9, midway through the third quarter, made a leaping pick of a Cousins deep pass intended for Diggs at the Green Bay 8, returning it 39 yards to the Green Bay 47, the longest INT return of his career and the longest by a Packer since CB Damarious Randall's 44-yarder vs. Detroit on Sept. 25, 2016. Helped to limit the WR duo of Diggs and Adam Thielen to a combined three catches for 57 yards (19.0 avg.) and a TD.

2018: Started all six games he appeared in and recorded 22 tackles (16 solo), a tackle for a loss, an INT, a fumble recovery and a pass defended...Added a tackle on special teams...Was inactive for six contests due to injury (Weeks 3-4: groin and Weeks 10-13: hamstring)...Was placed on injured reserve (hamstring) on Dec. 5...**Vs. Chicago (Sept. 9):** Started and was one of five Green Bay defenders to appear on all 70 snaps, finishing with three tackles (all solo). Late in the first half, came up to stop WR Taylor Gabriel for a 2-yard loss on a swing pass from Trubisky...**At Detroit (Oct. 7):** Led the team with a season-high eight tackles (six solo) and added a pass defended...**Vs. San Francisco (Oct. 15):** Finished with three tackles (all solo), a fumble recovery and an INT. Posted his first career fumble recovery, scooping up a FB Kyle Juszczyk fumble at the San Francisco 44 that was forced by Clinton-Dix. With just over a minute remaining and the game tied at 30, ran stride for stride with Goodwin down the middle of the field and intercepted Beathard's third-down pass at the Green Bay 10 for his first career INT. Also registered a tackle on special teams...**At New England (Nov. 4):** Started, but

was limited to just 24 snaps of action before departing the game in the second quarter due to a hamstring injury. Posted two tackles (one solo).

2017: Appeared in nine games with five starts as a rookie, registering 31 tackles (23 solo), a tackle for a loss and eight passes defended before being placed on injured reserve (shoulder) on Dec. 6...Also posted a tackle on special teams...**Vs. Seattle (Sept. 10):** Recorded an assisted tackle and a pass defended in his NFL debut...**At Atlanta (Sept. 17):** Registered three tackles (two solo) and two passes defended. Late in the first half, broke up a QB Matt Ryan pass over the middle intended for WR Julio Jones...**Vs. Cincinnati (Sept. 24):** Started his first NFL game, opening at RCB with CB Davon House (quadricep) sidelined and Randall starting in House's place at LCB. Registered a season-high seven tackles (six solo)...**At Dallas (Oct. 8):** Started at RCB for the third straight game, but was forced to leave the game late in the first quarter after sustaining a concussion. On the Cowboys' opening play, came up to drill RB Ezekiel Elliott for a 4-yard loss on a swing pass...**Vs. Detroit (Nov. 6):** Started at RCB, recording four tackles (three solo) and a team-best two passes defended...**At Chicago (Nov. 12):** Registered two tackles (both solo) and a team-high two passes defended. Late in the first half, broke up a deep pass down the sideline from Trubisky to WR Joshua Bellamy...**At Pittsburgh (Nov. 26):** Registered four tackles (all solo) and a pass defended, breaking up a slant pass to WR Martavis Bryant on Pittsburgh's opening series...**2017 Draft:** Selected by Green Bay with the first of two choices in the second round (No. 33 overall). The Packers acquired the selection, as well as a fourth-round pick (No. 108 overall), from Cleveland in exchange for a first-round pick (No. 29 overall). Became the first defensive back from the University of Washington to be drafted by the Packers since Lee in 1980 (second round, No. 34 overall).

COLLEGE: Played in 48 games with 35 starts in his four seasons at Washington and registered 165 tackles (107 solo), 8½ tackles for a loss, six INTs, 28 passes defended, two forced fumbles and two fumble recoveries...**Senior season (2016):** Started all 14 games at CB, earning honorable mention All-Pacific-12 recognition as he helped the Huskies to their first conference title since 2000 and their first College Football Playoff berth...Led the team with a career-high 15 passes defended, contributing to a defense that ranked No. 1 in the Pac-12 and No. 15 in the country in passing yards allowed per game (182.9)...Posted 44 tackles (26 solo), 3½ tackles for a loss and two INTs...Won the Tyeve Sports Council Community Service Award at the team's postseason banquet and was an honorable mention Academic All-Pac-12 selection...Made a leaping one-handed INT in the end zone of a QB Manny Wilkins pass on third-and-goal from the 10 late in the first quarter vs. Arizona State (Nov. 19)...Posted two tackles (both solo) and two passes defended vs. Colorado (Pac-12 Championship Game, Dec. 2) and was named the team's Special Teams Player of the Week by the coaches...Recorded a season-high nine tackles (four solo) in the College Football Playoff semifinal game, including a tackle for a loss, vs. Alabama (Chick-fil-A Peach Bowl, Dec. 31)...**Junior season (2015):** Appeared in 11 games with eight starts at CB, earning honorable mention All-Pac-12 recognition...Posted a career-high three INTs, good for No. 2 on the team behind only CB Sidney Jones (four)...Registered 39 tackles (24 solo), including a career-best 4½ tackles for a loss, eight passes defended, a forced fumble and a fumble recovery...Missed two contests due to injury...Recorded an interception for the third straight game, picking off QB Chuckie Keeton on a third-down pass in the second quarter, and added three tackles (one solo) vs. Utah State (Sept.

19)...Led the team with a season-high nine tackles (eight solo), including a season-best two for a loss, and added a forced fumble and a fumble recovery in the Apple Cup victory vs. Washington State (Nov. 27)...**Sophomore season (2014):** Played in 13 games with 12 starts at safety, posting a career-best 65 tackles (43 solo) on the season... Added an INT, four passes defended and a forced fumble... Registered his first career INT and added four tackles (three solo) in the Apple Cup win at Washington State (Nov. 29)...**Freshman season (2013):** Appeared in 10 games with one start at safety as a true freshman... Recorded 17 tackles (14 solo), a pass defended and a fumble recovery.

PERSONAL: Given name Kevin Charles King... Born in Oakland, Calif. ... His cousin, CB Asa Jackson, played for the Baltimore Ravens from 2012-15, the Detroit Lions in 2016 and the San Francisco 49ers in 2017...**High school:** Was named first-team All-East Bay by the *Contra Costa Times* as a senior at Bishop O'Dowd High School in Oakland, Calif., where he was coached by former NFL linebacker Hardy Nickerson, who played for the Packers

in 2002... Also earned first-team all-metro honors from the *San Francisco Chronicle* and first-team All-NorCal and first-team Division III all-state recognition from MaxPreps.com... Helped Bishop O'Dowd advance to the second round of the CIF North Coast Section Division III playoffs as a senior... Was chosen to play in the 2012 Cal State Game... Prior to his senior season, was named defensive MVP at the Oakland Nike Football Training Camp... As a junior, helped the Dragons to a 9-3 record and the second round of the playoffs... Won league titles in the 110-meter high hurdles and the 300-meter hurdles as a junior and as a senior...**Community involvement:** Participated in the Green Bay Packers Give Back Bowling Event in 2018, which raised money for the College Comeback Program at Northeast Wisconsin Technical College (NWTCC), and in 2019 to raise money for the Wisconsin Court Appointed Special Advocates (CASA) Association... Signed autographs to benefit The Salvation Army in 2018-19... Visited children's hospitals and schools while in college.

NFL debut: vs. Seattle, 9/10/17
First NFL start: vs. Cincinnati, 9/24/17
First NFL interception: vs. San Francisco, 10/15/18 (C.Beathard)
First NFL sack: at Chicago, 9/5/19 (M.Trubisky)

CAREER TRANSACTIONS

- 2017 Selected by Green Bay Packers as first of two choices in the second round (33rd overall) of '17 NFL Draft, April 28 (pick obtained from Cleveland Browns along with a fourth-round choice for Packers' first-round pick)... Signed first contract, May 11... Placed on injured reserve (shoulder), Dec. 6.
- 2018 Placed on injured reserve (hamstring), Dec. 5.
- 2021 Re-signed by Packers as unrestricted free agent, March 26.

KEVIN KING'S NFL REGULAR-SEASON DEFENSIVE STATISTICS

YEAR	TEAM	GP	GS	TACKLES							INTERCEPTIONS					O. FUMB					ST					MISC								
				TK	S	A	TFL	YDS	SK	YDS	QBH	NO	YDS	LG	TD	PD	FF	FR	YDS	TK	S	A	FF	FR	S	A								
2017	Packers	9	5	31	23	8	1	4	0.0	0.0	0	0	0	0	0	0	0	0	0	0	0	0	0	0	0	0	0	0	0	0	0	0	0	0
2018	Packers	6	6	22	16	6	1	2	0.0	0.0	0	1	0	0	0	0	0	0	0	0	0	0	0	0	0	0	0	0	0	0	0	0	0	0
2019	Packers	15	14	59	45	14	4	4	1.0	2.0	0	5	54	39	0	18	1	0	0	0	0	0	0	0	0	0	0	0	0	0	0	0	0	0
2020	Packers	11	11	57	45	12	0	0	0.0	0.0	1	0	0	0	0	5	1	1	48	0	0	0	0	0	0	0	0	0	0	0	0	0	0	0
NFL TOTALS		41	36	169	129	40	6	10	1.0	2.0	1	6	54	39	0	34	2	2	48	2	2	0	0	0	0	0	0	0	0	0	0	0	0	0

KEVIN KING'S NFL POSTSEASON DEFENSIVE STATISTICS

YEAR	TEAM	GP	GS	TACKLES							INTERCEPTIONS					O. FUMB					ST					MISC								
				TK	S	A	TFL	YDS	SK	YDS	QBH	NO	YDS	LG	TD	PD	FF	FR	YDS	TK	S	A	FF	FR	S	A								
2019	Packers	2	2	7	5	2	0	0	0.0	0.0	0	0	0	0	0	0	0	0	0	0	0	0	0	0	0	0	0	0	0	0	0	0	0	0
2020	Packers	2	2	12	9	3	1	3	0.0	0.0	0	0	0	0	0	0	0	0	0	0	0	0	0	0	0	0	0	0	0	0	0	0	0	0
NFL TOTALS		4	4	19	14	5	1	3	0.0	0.0	0	0	0	0	0	3	0	0	0	0	0	0	0	0	0	0	0	0	0	0	0	0	0	0

SINGLE-GAME HIGHS: DEFENSIVE

Total Tackles	10 at Chicago Bears, Jan 03, 2021 8 vs. Denver Broncos, Sep 22, 2019 ...1 more at 8.	Tackles For Loss	1 at Minnesota Vikings, Dec 23, 2019 1 vs. Carolina Panthers, Nov 10, 2019 ...4 more at 1.
Sacks	1.0 at Chicago Bears, Sep 05, 2019	Interceptions	1 at Minnesota Vikings, Dec 23, 2019 1 at New York Giants, Dec 01, 2019 ...4 more at 1.
Passes Defensed	4 vs. Philadelphia Eagles, Sep 26, 2019 3 vs. Chicago Bears, Nov 29, 2020 ...1 more at 3.	Interception Return Yards	39 at Minnesota Vikings, Dec 23, 2019
Forced Fumbles	1 vs. Carolina Panthers, Dec 19, 2020 1 at Dallas Cowboys, Oct 06, 2019	Special Teams Tackles	15 at Dallas Cowboys, Oct 06, 2019 1 vs. San Francisco 49ers, Oct 15, 2018 1 vs. Chicago Bears, Sep 28, 2017
Fumble Recoveries	1 vs. Carolina Panthers, Dec 19, 2020 1 vs. San Francisco 49ers, Oct 15, 2018		

PACKERS GENERAL MANAGERS

Curly Lambeau..... 1946-49	Bart Starr..... 1975-80
Verne Lewellen..... 1954-58	Ron Wolf..... 1992-2000
Vince Lombardi..... 1959-68	Mike Sherman..... 2001-04
Phil Bengtson..... 1969-70	Ted Thompson..... 2005-2017
Dan Devine..... 1971-74	Brian Gutekunst..... 2018-present

Note: Includes only those who held the actual title, general manager, and the football seasons in which they held it. Lambeau, Lombardi, Bengtson, Devine, Starr and Sherman doubled as head coaches during the years listed, although Lombardi was GM only in 1968.

2020 GXG REGULAR SEASON (PACKERS)

DATE	OPPONENT	P/S	TK	S	A	SK	YDS	INT	PD	FF	FR	
09/13	at Vikings	S	5	4	1	0.0	0.0	0	0	0	0	
09/20	Lions	S	4	3	1	0.0	0.0	0	0	0	0	
09/27	at Saints	S	4	3	1	0.0	0.0	0	0	0	0	
10/05	Falcons	S	3	2	1	0.0	0.0	0	0	0	0	
10/18	at Buccaneers		GAME INACTIVE/INJURY									
10/25	at Texans		GAME INACTIVE/INJURY									
11/01	Vikings		GAME INACTIVE/INJURY									
11/05	at 49ers		GAME INACTIVE/INJURY									
11/15	Jaguars		GAME INACTIVE/INJURY									
11/22	at Colts	S	7	5	2	0.0	0.0	0	0	0	0	
11/29	Bears	S	4	3	1	0.0	0.0	0	3	0	0	
12/06	Eagles	S	5	5	0	0.0	0.0	0	0	0	0	
12/13	at Lions	S	5	5	0	0.0	0.0	0	0	0	0	
12/19	Panthers	S	6	6	0	0.0	0.0	0	0	1	1	
12/27	Titans	S	4	2	2	0.0	0.0	0	0	0	0	
01/03	at Bears	S	10	7	3	0.0	0.0	0	2	0	0	
2020 TOTALS			11-11	57	45	12	0.0	0.0	0	5	1	1

2019 GXG REGULAR SEASON (PACKERS)

DATE	OPPONENT	P/S	TK	S	A	SK	YDS	INT	PD	FF	FR	
09/05	at Bears	P	5	5	0	1.0	2.0	0	1	1	0	
09/15	Vikings	S	2	0	2	0.0	0.0	0	1	1	0	
09/22	Broncos	S	8	8	0	0.0	0.0	0	0	0	0	
09/26	Eagles	S	1	1	0	0.0	0.0	0	4	0	0	
10/06	at Cowboys	S	6	5	1	0.0	0.0	1	2	1	0	
10/14	Lions	S	4	2	2	0.0	0.0	0	1	0	0	
10/20	Raiders	S	5	1	4	0.0	0.0	0	1	1	0	
10/27	at Chiefs	S	4	4	0	0.0	0.0	0	0	0	0	
11/03	at Chargers	S	2	2	0	0.0	0.0	0	1	0	0	
11/10	Panthers	S	6	5	1	0.0	0.0	0	3	0	0	
11/24	at 49ers	S	4	3	1	0.0	0.0	0	0	0	0	
12/01	at Giants	S	2	2	0	0.0	0.0	0	1	2	0	
12/08	Washington		GAME INACTIVE/INJURY									
12/15	Bears	S	2	2	0	0.0	0.0	0	0	0	0	
12/23	at Vikings	S	5	3	2	0.0	0.0	0	1	1	0	
12/29	at Lions	S	3	2	1	0.0	0.0	0	1	0	0	
2019 TOTALS			15-14	59	45	14	1.0	2.0	5	18	1	0

2020 GXG POSTSEASON (PACKERS)

01/16	Rams	S	8	5	3	0.0	0.0	0	0	0	0
01/24	Buccaneers	S	4	4	0	0.0	0.0	0	0	0	0
2020 TOTALS			2-2	12	9	3	0.0	0.0	0	0	0

2019 GXG POSTSEASON (PACKERS)

01/12	Seahawks	S	4	4	0	0.0	0.0	0	0	0	0
01/19	at 49ers	S	3	1	2	0.0	0.0	0	3	0	0
2019 TOTALS			2-2	7	5	2	0.0	0.0	0	3	0

2018 GXG REGULAR SEASON (PACKERS)

DATE	OPPONENT	P/S	TK	S	A	SK	YDS	INT	PD	FF	FR	
09/09	Bears	S	3	3	0	0.0	0.0	0	0	0	0	
09/16	Vikings	S	3	1	2	0.0	0.0	0	0	0	0	
09/23	at Washington		GAME INACTIVE/INJURY									
09/30	Bills		GAME INACTIVE/INJURY									
10/07	at Lions	S	8	6	2	0.0	0.0	0	1	0	0	
10/15	49ers	S	3	3	0	0.0	0.0	1	1	0	1	
10/28	at Rams	S	3	2	1	0.0	0.0	0	1	0	0	
11/04	at Patriots	S	2	1	1	0.0	0.0	0	0	0	0	
11/11	Dolphins		GAME INACTIVE/INJURY									
11/15	at Seahawks		GAME INACTIVE/INJURY									
11/25	at Vikings		GAME INACTIVE/INJURY									
12/02	Cardinals		GAME INACTIVE/INJURY									
12/09	Falcons		INJURED RESERVE									
12/16	at Bears		INJURED RESERVE									
12/23	at Jets		INJURED RESERVE									
12/30	Lions		INJURED RESERVE									
2018 TOTALS			6-6	22	16	6	0.0	0.0	1	3	0	1

2017 GXG REGULAR SEASON (PACKERS)

DATE	OPPONENT	P/S	TK	S	A	SK	YDS	INT	PD	FF	FR	
09/10	Seahawks	P	1	0	1	0.0	0.0	0	0	1	0	
09/17	at Falcons	P	3	2	1	0.0	0.0	0	2	0	0	
09/24	Bengals	S	7	6	1	0.0	0.0	0	0	0	0	
09/28	Bears	S	2	2	0	0.0	0.0	0	0	0	0	
10/08	at Cowboys	S	2	2	0	0.0	0.0	0	0	0	0	
10/15	at Vikings		GAME INACTIVE/INJURY									
10/22	Saints	S	6	2	4	0.0	0.0	0	0	0	0	
11/06	Lions	S	4	3	1	0.0	0.0	0	2	0	0	
11/12	at Bears	P	2	2	0	0.0	0.0	0	2	0	0	
11/19	Ravens		GAME INACTIVE/INJURY									
11/26	at Steelers	P	4	4	0	0.0	0.0	0	1	1	0	
12/03	Buccaneers		GAME INACTIVE/INJURY									
12/10	at Browns		INJURED RESERVE									
12/17	at Panthers		INJURED RESERVE									
12/23	Vikings		INJURED RESERVE									
12/31	at Lions		INJURED RESERVE									
2017 TOTALS			9-5	31	23	8	0.0	0.0	0	8	0	0

NAMES ON THE FAÇADE

The names gracing the east and west façades are among the more awe-inspiring features of Lambeau Field's bowl. The names represent the 27 men who have been inducted into the Pro Football Hall of Fame primarily for their years spent with the Green Bay Packers.

Of the 27 names, 24 were players. Earl "Curly" Lambeau and Vince Lombardi were inducted as coaches. Ron Wolf was inducted into Canton in 2015 as a general manager. Safety Bobby Dillon's name

will be added to the façade during the 2021 season, following his induction as a member of the Pro Football Hall of Fame's Centennial Class in 2020. Cornerback/Safety Charles Woodson's name will also be added to the façade in 2021 following his induction into the Pro Football Hall of Fame this year.

Four of the names were charter inductees of the Pro Football Hall of Fame in 1963: Lambeau, Don Hutson, Robert "Cal" Hubbard and John "Blood" McNally.

Hutson, Hubbard and Blood played during the Lambeau era, as did Clarke Hinkle, Mike Michalske, Arnie Herber and Tony Canadeo. The late Dillon played from 1952-59.

Of the 24 players, 12 of them spent their prime playing for Lombardi: Jim Taylor, Forrest Gregg, Bart Starr, Ray Nitschke, Herb Adderley, Willie Davis, Jim Ringo, Paul Hornung, Willie Wood, Henry Jordan, Dave Robinson and Kramer.

James Lofton's, Reggie White's, Brett Favre's and Woodson's Packers careers were played in later eras.


In deference to the Pro Football Hall of Fame, the names appear on the façade as they do on their busts in Canton with nicknames or adopted names included in quotation marks. That's why John "Blood" McNally is listed as he is. While McNally was his given name, he never used it during his playing career, even to sign his contracts. Nor did the name McNally ever appear in a Packers program or press book, or in newspaper coverage of the day. He was simply Johnny Blood, one of the most magical names in sports in the 1920s and 1930s.

The years listed are only the years the players spent with the Packers. Only nine of the inductees spent their entire NFL careers with the Packers: Hutson, Hinkle, Canadeo, Dillon, Starr, Nitschke, Hornung, Wood and Kramer. Lombardi was inducted in Canton only as a coach. That's why the years listed under his name don't include 1968, when he served strictly as Green Bay's general manager.

Also in 2021, the late former Packers general manager Ted Thompson's name will be installed on the Lambeau Field façade to honor his contributions to the organization's success and recognize his legacy.

The names are arranged on the façade in no particular order.

Also gracing the interior walls of the Lambeau Field bowl are the years of the Packers' NFL-record 13 world championships and the team's retired numbers. Favre's No. 4, which was retired July 18, 2015, when he was inducted into the Packers Hall of Fame, was unveiled on the façade next to the five other retired numbers during Green Bay's home game against the Chicago Bears on Thanksgiving, Nov. 26, 2015.





TYLER LANCASTER 95

VETERANS

Ht: 6-3 Wt: 313 Born: November 4, 1994

NFL Games Played/Started: 43/18

Acquired: FA-1B

Defensive Lineman // Northwestern

Fourth NFL Season // Fourth Packers Season

PRO HIGHLIGHTS:

► Played in 15 games with three starts in 2020, recording 23 tackles (eight solo) and one pass defended. Also saw action in both postseason games with one start, ranking No. 3 on the Green Bay DL with three tackles (one solo).

► Appeared in all 16 games with 10 starts in 2019 and registered 36 tackles (19 solo), 1½ sacks, a forced fumble, a fumble recovery, a QB hit and three QB pressures.

► Also started both 2019 postseason contests and led the defensive line with seven tackles (four solo).

► In Week 6 of 2019, teamed with LB Za'Darius Smith to bring down Chargers QB Philip Rivers for his first career half-sack, and the next week vs. Carolina, took down QB Kyle Allen for the first full sack of his career.

► Started his rookie season on Green Bay's practice squad before being signed to the active roster on Oct. 6.

► Played in the final 12 games in 2018 with his five starts coming in the final six weeks of the season. Saw action on defense and special teams, posting 33 tackles (21 solo), a tackle for a loss, four QB pressures and two QB hits.

► In 2018, led the team with a career-high 10 tackles (six solo) at Chicago in Week 15.

2020 SEASON: Played in 15 games with three starts, recording 23 tackles (eight solo) and a pass defended... Was inactive for one contest (shoulder)... Played in both postseason games with one start, making three tackles (one solo)... **At New Orleans (Sept. 27):** Started and recorded two tackles (both assisted) while appearing on 29 defensive snaps and 13 snaps on special teams... **Vs. Atlanta (Oct. 5):** Started and registered four tackles (one solo) while playing 35 defensive snaps... **At San Francisco (Nov. 5):** Recorded two tackles (one solo) while appearing on 22 defensive snaps... **Vs. Jacksonville (Nov. 15):** Recorded two assisted tackles while playing 22 plays on defense... **At Indianapolis (Nov. 22):** Posted two tackles (one solo) and a pass defended while appearing on 38 plays... **Vs. Tennessee (Dec. 27):** Made two tackles (both solo) while playing 20 defensive snaps... **Vs. L.A. Rams (NFC Divisional, Jan. 16):** Started and made an assisted tackle while playing 20 defensive snaps... **Vs. Tampa Bay (NFC Championship, Jan. 24):** Made two tackles (one solo) while playing 12 snaps on defense.

2019: Appeared in all 16 games with 10 starts and posted 36 tackles (19 solo), 1½ sacks, four tackles for a loss, a forced fumble, a fumble recovery, a QB hit and three QB pressures... Started both playoff games and registered seven tackles (four solo)... **Vs. Denver (Sept. 22):** Started at DE in place of an injured Montravius Adams (shoulder) and recorded a season-high eight tackles (four solo), including a tackle for a loss... **At Kansas City (Oct. 27):** Played just 11 snaps on defense, but had one of the key plays of the game late in the third quarter when he posted his first career forced fumble and his first career fumble recovery. With the game tied at 17 and the Chiefs taking over at their own 25-yard line, punched the ball out from RB LeSean McCoy on a run up the middle, a fumble that he

AT A GLANCE ...



- Played in 43 games with 18 starts over his first three seasons (2018-20), recording 92 tackles (48 solo), six tackles for a loss, 1½ sacks, three QB hits, a pass defended, a forced fumble and a fumble recovery.
- Set career highs in 2019 in games played (16), games started (10), tackles (36), tackles for a loss (four), sacks (1½), forced fumbles (one) and fumble recoveries (one). Also started both postseason contests and led the defensive line with seven tackles (four solo).
- Played in 40 games over four seasons at Northwestern, starting the final 39 contests for the Wildcats. Racked up 101 tackles (46 solo), 18½ tackles for a loss, 3½ sacks, three passes defended and two forced fumbles.
- Started all 13 games at DT as a senior, serving as a captain and earning honorable mention All-Big Ten recognition as he helped the Wildcats rank No. 9 in the NCAA in run defense (107.7 ypg).

also recovered at the Kansas City 27, field position that the Packers would use to go ahead five plays later on a 3-yard TD pass from QB Aaron Rodgers to RB Jamaal Williams...

At L.A. Chargers (Nov. 3): Started and appeared on 29 plays on defense. On the Chargers' opening drive on second-and-goal from the 9, fought off a block from C Scott Quessenberry to get to Rivers for a shared 2-yard sack with Smith, the first sack of his career... **Vs. Carolina (Nov. 10):** Posted two tackles (one solo), a sack and a QB hit. Late in the third quarter, shed a block from LG Greg Van Roten to bring down Allen for an 8-yard loss, the first full sack of his career... **Vs. Washington (Dec. 8):** Started at DE and appeared on 23 plays, recording seven tackles (four solo), including a stop of RB Adrian Peterson for a 1-yard loss on a run early in the second quarter... **Vs. Seattle (NFC Divisional, Jan. 12):** Started and played 26 snaps on defense, posting four tackles (two solo).

2018: Played in 12 games with five starts, seeing action on defense and special teams... Posted 33 tackles (21 solo), a tackle for a loss, four QB pressures and two QB hits... Was on Green Bay's practice squad before being signed to the active roster on Oct. 6... **At Detroit (Oct. 7):** Appeared on one play on special teams in his NFL debut... **At L.A. Rams (Oct. 28):** Saw his first NFL action on defense, appearing on eight plays and recording a QB hit... **At Minnesota (Nov. 25):** Made his first NFL start, opening at NT and playing 22 snaps. Posted a solo tackle and a QB hit... **Vs. Atlanta (Dec. 9):** Recorded three tackles (all solo), including a tackle for a loss. With under four minutes remaining in the second quarter, brought down RB Tevin Coleman for a 4-yard loss on a screen pass from QB Matt Ryan... **At Chicago (Dec. 16):** Started and played a season-high 51 snaps on defense, leading the team with a career-best 10 tackles (six solo). Added a QB pressure... **At N.Y. Jets (Dec. 23):** Paced the defensive line with six tackles (four solo), including a tackle for a loss. Stopped RB Elijah McGuire for a 2-yard loss on a run up the middle late in the first quarter. Helped limit the Jets to just 47 rushing yards on 20 carries (2.4 avg.) with a long run of 10 yards... **2018 Draft:** Signed by the Packers as an undrafted free agent on May 4.

COMMUNITY

ADMIN. & COACHES

LANCASTER

DRAFT & FREE AGENTS

2020 REVIEW

RECORDS & HISTORY

LANIBEAU FIELD

MISC.

COLLEGE: Played in 40 games over four seasons, starting the final 39 contests for the Wildcats...Racked up 101 tackles (46 solo), 18½ tackles for a loss, 3½ sacks, three passes defended and two forced fumbles...Earned his degree in economics...**Senior season (2017):** Finished his career as a team captain, starting all 13 games at defensive tackle en route to an honorable mention All-Big Ten selection for a Northwestern defense that ranked No. 9 in the NCAA in rushing defense (107.7 ypg)...Notched 40 tackles (14 solo), 9½ tackles for a loss and two sacks, all career highs...**Junior season (2016):** Started all 13 games at DT, compiling 28 tackles (14 solo), 3½ tackles for a loss and a fumble recovery...Was named the Wildcats' Defensive Player of the Week in the conference opener vs. Nebraska (Sept. 24) after racking up six tackles (three solo) and a half-tackle for a loss...**Sophomore season (2015):** Started all 13 games, accumulating 33 tackles (18 solo), 1½ sacks and 5½ tackles for a loss, and set career highs with two passes defended and a team-high two forced fumbles...In the Big Ten opener vs. Minnesota (Oct. 3), had four tackles (one solo), with two tackles for a loss, including splitting the first sack of his career and forcing his first fumble as a Wildcat to help secure Northwestern's shutout victory...**Redshirt freshman season (2014):** Played in one game and was limited by injuries...Made his collegiate debut at California (Aug. 30).

PERSONAL: Given name Tyler Coatney Lancaster... Nickname is "Lanny"...Born in Naperville, Ill. ...**High school:** A three-year letterwinner at Plainfield (Ill.) East High School, played center and guard in addition to defensive tackle...Was a first-team all-state selection by the *Chicago Tribune*...Did not allow a sack as an offensive lineman in his three seasons...Also lettered one year in baseball...**Community involvement:** Joined a group of athletes in Chicago, led by Sam Acho, to help turn a liquor store into Austin Harvest, a youth-led, open-air fresh market that provides fresh produce to the residents of the Austin neighborhood in the far west side of Chicago in 2020...Participated in the Packers Give Back Celebrity Bowling Event in June 2019 to raise money for the Wisconsin Court Appointed Special Advocates (CASA) Association...Signed autographs to raise money for The Salvation Army...Worked with kids at the Milwaukee Children's Hospital and helped build a playground with the Milwaukee police...As a rookie, visited the cadets at the Wisconsin Challenge Academy at Fort McCoy and participated in a youth outreach event at the University of Wisconsin-Green Bay...Visited Lurie Children's Hospital in Chicago and raised money for Misericordia Home in Chicago for children and adults with special needs...In high school, organized and ran children's activities for three years at a Lifetime Fitness in Romeoville, Ill.

NFL debut: at Detroit, 10/7/18

First NFL start: at Minnesota, 11/25/18

First NFL sack: vs. Carolina, 11/10/19 (K.Allen)

CAREER TRANSACTIONS

- 2018 Signed by Green Bay Packers as undrafted free agent, May 4...Released by Packers, Sept. 1...Signed by Packers to practice squad, Sept. 2...Signed from practice squad to active roster, Oct. 6.
- 2020 Re-signed by Packers as exclusive-rights free agent, April 25.
- 2021 Re-signed by Packers as free agent, March 30.

TYLER LANCASTER'S NFL REGULAR-SEASON DEFENSIVE STATISTICS

YEAR	TEAM	GP	GS	TACKLES					INTERCEPTIONS					O. FUMB			ST			MISC						
				TK	S	A	TFL	YDS	SK	YDS	QBH	NO	YDS	LG	TD	PD	FF	FR	YDS	TK	S	A	FF	FR	S	A
2018	Packers	12	5	33	21	12	2	4	0.0	0.0	2	0	0	0	0	0	0	0	0	0	0	0	0	0	0	0
2019	Packers	16	10	36	19	17	4	9	1.5	9.0	1	0	0	0	0	1	1	0	0	0	0	0	0	0	0	
2020	Packers	15	3	23	8	15	0	0	0.0	0.0	0	0	0	0	1	0	0	0	0	0	0	0	0	0	0	
NFL TOTALS		43	18	92	48	44	6	13	1.5	9.0	3	0	0	0	1	1	1	0	0	0	0	0	0	0	0	

TYLER LANCASTER'S NFL POSTSEASON DEFENSIVE STATISTICS

YEAR	TEAM	GP	GS	TACKLES					INTERCEPTIONS					O. FUMB			ST			MISC					
				TK	S	A	TFL	YDS	SK	YDS	QBH	NO	YDS	LG	TD	PD	FF	FR	YDS	TK	S	A	FF	FR	S
2019	Packers	2	2	7	4	3	0	0	0.0	0.0	0	0	0	0	0	0	0	0	0	0	0	0	0	0	0
2020	Packers	2	1	3	1	2	0	0	0.0	0.0	0	0	0	0	0	0	0	0	0	0	0	0	0	0	0
NFL TOTALS		4	3	10	5	5	0	0	0.0	0.0	0	0	0	0	0	0	0	0	0	0	0	0	0	0	0

SINGLE-GAME HIGHS: DEFENSIVE

Total Tackles 10 at Chicago Bears, Dec 16, 2018
8 vs. Denver Broncos, Sep 22, 2019

Sacks 1.0 vs. Carolina Panthers, Nov 10, 2019
0.5 at Los Angeles Chargers, Nov 03, 2019

Passes Defended 1 at Indianapolis Colts, Nov 22, 2020

Forced Fumbles 1 at Kansas City Chiefs, Oct 27, 2019

Fumble Recoveries 1 at Kansas City Chiefs, Oct 27, 2019

Tackles For Loss 1 vs. Washington, Dec 08, 2019
1 vs. Carolina Panthers, Nov 10, 2019
...4 more at 1.

PACKERS CHEERLEADERS

The Green Bay Packers once had official cheerleaders, but after the 1988 season the decision was made not to reinstate them. While some Packers fans supported the official cheerleaders, many were opposed or indifferent, at best.

Helping the Packers make the decision to discontinue the program was a television news poll in which fans were generally split over whether they wanted the program to continue.

Bob Harlan, then the Packers' executive vice president of administration, was quoted in an official release Feb. 7, 1989, saying: "In general terms, the poll disclosed there were as many fans who expressed opposition to the return of the cheerleaders as there were those in favor of restoring them. On that basis, we felt the appropriate decision at this time would be to continue without them."

At this time, there are no plans to return to official cheerleaders.

For several years, the team has used cheering squads from two local schools, St. Norbert College in De Pere, Wis., and the University of Wisconsin-Green Bay.

2020 GXG REGULAR SEASON (PACKERS)

DATE	OPPONENT	P/S	TK	S	A	SK	YDS	INT	PD	FF	FR
09/13	at Vikings	P	0	0	0	0	0	0	0	0	0
09/20	Lions	S	0	0	0	0	0	0	0	0	0
09/27	at Saints	S	2	0	2	0	0	0	0	0	0
10/05	Falcons	S	4	1	3	0	0	0	0	0	0
10/18	at Buccaneers	P	0	0	0	0	0	0	0	0	0
10/25	at Texans	GAME INACTIVE/INJURY									
11/01	Vikings	P	4	2	2	0	0	0	0	0	0
11/05	at 49ers	P	2	1	1	0	0	0	0	0	0
11/15	Jaguars	P	1	0	1	0	0	0	0	0	0
11/22	at Colts	P	2	1	1	0	0	0	1	0	0
11/29	Bears	P	0	0	0	0	0	0	0	0	0
12/06	Eagles	P	1	1	0	0	0	0	0	0	0
12/13	at Lions	P	2	0	2	0	0	0	0	0	0
12/19	Panthers	P	1	0	1	0	0	0	0	0	0
12/27	Titans	P	2	2	0	0	0	0	0	0	0
01/03	at Bears	P	2	0	2	0	0	0	0	0	0
2020 TOTALS		15-3	23	8	15	0	0	0	0	0	0

2020 GXG POSTSEASON (PACKERS)

01/16	Rams	S	1	0	1	0	0	0	0	0	0
01/24	Buccaneers	P	2	1	1	0	0	0	0	0	0
2020 TOTALS		2-1	3	1	2	0	0	0	0	0	0

2018 GXG REGULAR SEASON (PACKERS)

DATE	OPPONENT	P/S	TK	S	A	SK	YDS	INT	PD	FF	FR
09/09	Bears		PRACTICE SQUAD								
09/16	Vikings		PRACTICE SQUAD								
09/23	at Washington		PRACTICE SQUAD								
09/30	Bills		PRACTICE SQUAD								
10/07	at Lions	P	0	0	0	0	0	0	0	0	0
10/15	49ers	P	0	0	0	0	0	0	0	0	0
10/28	at Rams	P	0	0	0	0	0	0	0	0	0
11/04	at Patriots	P	2	1	1	0	0	0	0	0	0
11/11	Dolphins	P	1	0	1	0	0	0	0	0	0
11/15	at Seahawks	P	0	0	0	0	0	0	0	0	0
11/25	at Vikings	S	1	1	0	0	0	0	0	0	0
12/02	Cardinals	S	6	2	4	0	0	0	0	0	0
12/09	Falcons	P	3	3	0	0	0	0	0	0	0
12/16	at Bears	S	10	6	4	0	0	0	0	0	0
12/23	at Jets	S	6	4	2	0	0	0	0	0	0
12/30	Lions	S	4	4	0	0	0	0	0	0	0
2018 TOTALS		12-5	33	21	12	0	0	0	0	0	0

2019 GXG REGULAR SEASON (PACKERS)

DATE	OPPONENT	P/S	TK	S	A	SK	YDS	INT	PD	FF	FR
09/05	at Bears	P	0	0	0	0	0	0	0	0	0
09/15	Vikings	P	1	1	0	0	0	0	0	0	0
09/22	Broncos	S	8	4	4	0	0	0	0	0	0
09/26	Eagles	S	2	0	2	0	0	0	0	0	0
10/06	at Cowboys	S	2	1	1	0	0	0	0	0	0
10/14	Lions	S	2	0	2	0	0	0	0	0	0
10/20	Raiders	S	3	2	1	0	0	0	0	0	0
10/27	at Chiefs	P	1	0	1	0	0	0	0	1	1
11/03	at Chargers	S	1	0	1	0	5	1	0	0	0
11/10	Panthers	S	2	1	1	1	0	8	0	0	0
11/24	at 49ers	S	0	0	0	0	0	0	0	0	0
12/01	at Giants	P	2	1	1	0	0	0	0	0	0
12/08	Washington	S	7	4	3	0	0	0	0	0	0
12/15	Bears	P	4	4	0	0	0	0	0	0	0
12/23	at Vikings	S	1	1	0	0	0	0	0	0	0
12/29	at Lions	P	0	0	0	0	0	0	0	0	0
2019 TOTALS		16-10	36	19	17	15	9	0	0	1	1

2019 GXG POSTSEASON (PACKERS)

01/12	Seahawks	S	4	2	2	0	0	0	0	0	0
01/19	at 49ers	S	3	2	1	0	0	0	0	0	0
2019 TOTALS		2-2	7	4	3	0	0	0	0	0	0

VETERANS

COMMUNITY

ADMIN. & COACHES

LANCASTER

DRAFT & FREE AGENTS

2020 REVIEW

RECORDS & HISTORY

LAMBEAU FIELD

MISC.

THE ORIGINAL PACKERS

The Packers were born on Aug. 11, 1919. Founded by local football star Curly Lambeau and newspaperman George Whitney Calhoun, they were sponsored by the local Indian Packing Co. The original Packers played 11 games, mostly against other semipro teams from Wisconsin and Michigan's Upper Peninsula. They finished 10-1 and outscored their opponents, 565-12.

The team played in an open area of Hagemeister Park with no fence or bleachers. It also had a distinctly local flavor. Of the 25 players who appeared in at least one game, 17 had played football at either Green Bay East High School or Green Bay West. Three others were born in the Green Bay area. One player appeared in only one game and was listed in the lineup only by a last name, Bradley, and no other details are known about him.

The Packers also played a semipro schedule in 1920, going 9-1-1, before joining what is now the National Football League in 1921.

Name, Position	Games	Name, Position	Games	Name, Position	Games
Nate Abrams, E	11	Wally Ladrow, B	10	Sam Powers, T	11
Henry "Tubby" Bero, B	10	Curly Lambeau, B	11	Gus Rosenow, B	11
*Bradley, T	1	Wes Leaper, T-E-C	11	Charlie Sauber, C-G-T	7
James Coffeen, B	10	Herm Martell, E	9	Lyle "Cowboy" Wheeler, E	2
John Des Jardins, T-G	4	Al Martin, B	5	Milt Wilson, T-G	6
Clement "Dutch" Dwyer, B	2	Orlo "Toody" McLean, B	11	Carl Zoll, G	10
Rigney Dwyer, E	9	Andy Muldoon, T-G	8	Martin Zoll, G	11
Jennings Gallagher, B	9	Herb Nichols, E	5		
Frank "Fritz" Gavin, C-E	11	Al Petcka, T	7		

*Listed only by a last name in the lineup; no other details are known about him or even if Bradley was his name.



13 ALLEN LAZARD

Ht: 6-5 Wt: 227 Born: December 11, 1995

NFL Games Played/Started: 27/12

Acquired: FA-18 (PS-Jax.)

Wide Receiver // Iowa State

Third NFL Season // Third Packers Season



PRO HIGHLIGHTS:

➤ Appeared in 26 games with 12 starts over the last two seasons for Green Bay, posting 69 receptions for 935 yards (13.6 avg.) and six TDs, with 47 of his catches picking up first downs.

➤ Registered 22 receptions for 408 yards on third down over the past two seasons, an average of 18.5 yards per catch that ranks No. 2 in the NFL (min. 20 rec.).

➤ Played in 10 games with nine starts last season and recorded 33 receptions for 451 yards (13.7 avg.) and three TDs.

➤ Registered a career-high six receptions for a career-best 146 yards (24.3 avg.) and a TD at New Orleans last season in Week 3. His 146 receiving yards were the most by a Packer who entered the league as an undrafted player in the Common Draft Era (since 1966).

➤ Posted a 58-yard TD catch to seal Green Bay's win vs. the L.A. Rams in an NFC Divisional Playoff contest, the longest TD reception by a Packer in the postseason since WR Donald Driver's 90-yarder in the 2007 NFC Championship vs. the N.Y. Giants.

➤ Appeared in all 16 games with three starts in 2019, ranking No. 2 on the team in receiving yards with a career-high 477 yards and three TDs on 35 receptions (13.6 avg.), with all of his catches coming in the final 11 contests.

➤ Entered the NFL as an undrafted free agent with the Jacksonville Jaguars in May 2018, spending the first 15 weeks of that season on Jacksonville's practice squad before being signed to Green Bay's active roster on Dec. 18, 2018.

2020 SEASON: Appeared in 10 games with nine starts and registered 33 receptions for 451 yards (13.7 avg.) and three TDs...Had 218 yards on nine catches (24.2 avg.) on third down, with all nine receptions picking up first downs...Also had two carries for 17 yards (8.5 avg.)...Appeared in both postseason contests with one start and caught seven passes for 158 yards (22.6 avg.) and a TD, with all seven receptions picking up first downs...Was placed on injured reserve (core) on Oct. 3 and was sidelined for six games (Week 4, Weeks 6-10)...**At Minnesota (Sept. 13):** Hauled in four passes for 63 yards (15.8 avg.) and a TD and added a 19-yard pickup on an end-around run late in the first quarter...**At New Orleans (Sept. 27):** Posted a career-high six receptions for a career-best 146 yards (24.3 avg.) and a TD. His 146 receiving yards were the most by a Packer who entered the league as an undrafted player in the Common Draft Era (since 1966). Early in the second quarter, got behind CB Marshon Lattimore to make a diving catch at the New Orleans 2 for a 48-yard gain. Two plays later, scored on a 5-yard TD reception. On the opening drive of the third quarter on a third-and-10, found an opening down the seam for a career-long 72-yard catch to the New Orleans 3, getting past CB P.J. Williams to make the catch near the 30 before taking it down to the 3...**At Indianapolis (Nov. 22):** Returned to action after missing six contests due to injury, appearing on 36 snaps and catching two passes for 18 yards (9.0 avg.)...**Vs. Chicago (Nov. 29):** Caught four passes for 23 yards (5.8 avg.), including a 2-yard TD grab with 4:34 remaining in the first half...

AT A GLANCE ...

- Appeared in 26 games with 12 starts over the last two seasons for Green Bay, posting 69 receptions for 935 yards (13.6 avg.) and six TDs, with 47 of his catches picking up first downs.
- Registered 22 receptions for 408 yards on third down over the past two seasons, an average of 18.5 yards per catch that ranks No. 2 in the NFL (min. 20 rec.).
- Registered a career-high six receptions for a career-best 146 yards (24.3 avg.) and a TD at New Orleans last season in Week 3. His 146 receiving yards were the most by a Packer who entered the league as an undrafted player in the Common Draft Era (since 1966).
- Played in all 16 games with three starts in 2019, ranking No. 2 on the team in receiving yards with a career-high 477 yards and three TDs on a career-best 35 receptions (13.6 avg.), with all of his catches coming in the final 11 contests.
- Entered the NFL as an undrafted free agent with the Jacksonville Jaguars in May 2018, spending the first 15 weeks of that season on Jacksonville's practice squad before being signed to Green Bay's active roster on Dec. 18, 2018.
- Appeared in 48 games with 45 starts at Iowa State and finished his career as the school's all-time leader in receptions (211), receiving yards (3,360) and 100-yard receiving games (12).

Vs. Carolina (Dec. 19): Posted five receptions for 56 yards (11.2 avg.), including a key third-down reception in the fourth quarter when he picked up 22 yards on third-and-7 on a drive that would be capped off by a 51-yard Mason Crosby field goal to give the Packers a 24-13 lead with 3:44 remaining...**Vs. L.A. Rams (NFC Divisional, Jan. 16):** Registered a team-high 96 receiving yards on four receptions (24.0 avg.). With the Packers leading, 25-18, with just under seven minutes remaining in the game, got behind CB Troy Hill and S Jordan Fuller to make a catch down the middle of the field near the Los Angeles 25 that he took the rest of the way for a 58-yard TD to seal the victory, the longest TD reception by a Packer in the postseason since Driver's 90-yarder in the 2007 NFC title game vs. the N.Y. Giants...**Vs. Tampa Bay (NFC Championship, Jan. 24):** Hauled in three passes for 62 yards (20.7 avg.), including a pair of 23-yard grabs that came on third downs to keep drives going.

2019: Appeared in all 16 games with three starts and caught a career-high 35 passes for a career-best 477 yards (13.6 avg.) and three TDs, with all of his receptions coming in Weeks 6-17...Ranked No. 2 on the team in receiving yards...Had one carry for 21 yards...Ranked No. 3 on the team with six tackles on special teams...Started both playoff games and caught three passes for 36 yards (12.0 avg.) while adding a 5-yard carry...**Vs. Detroit (Oct. 14):** Led team with four receptions for 65 yards (16.3 avg.) and a TD, with all of his catches coming in the fourth quarter. With just over nine minutes remaining in the game, made a 35-yard TD catch with CB Justin Coleman in tight coverage, hauling in the pass from QB Aaron Rodgers in the end zone for his first NFL touchdown. Added three receptions (12, 3, 15) on the Packers' game-winning drive, with the 12- and 15-yarders picking up first downs...**Vs. Oakland (Oct. 20):** Made his first career start, opening the game as the

Packers started with three WRs, and caught three passes for 42 yards (14.0 avg.)... **At Kansas City (Oct. 27):** Caught a season-high five passes for 42 yards (8.4 avg.)... **At L.A. Chargers (Nov. 3):** Posted a team-high 44 yards receiving on three catches (14.7 avg.)... **At N.Y. Giants (Dec. 1):** Registered the first 100-yard receiving outing of his career, pacing the team with a season-high 103 yards and a TD on three receptions (34.3 avg.). On Green Bay's second play from scrimmage, came in motion and beat CB Janoris Jenkins to make a sliding catch at the New York 22 for a season-long 43-yard grab. Capped off Green Bay's second drive with a 37-yard TD catch, beating S Antoine Bethea to make the grab in the end zone... **At Minnesota (Dec. 23):** Ranked No. 2 on the team with five receptions for 45 yards (9.0 avg.)... **At Detroit (Dec. 29):** Posted 69 receiving yards on four receptions (17.3 avg.), highlighted by a leaping 28-yard TD catch with 5:19 remaining in the game to tie the game at 20... **At San Francisco (NFC Championship, Jan. 19):** Hauled in three passes for 36 yards (12.0 avg.), including a 19-yard grab over the middle late in the first half.

2018: Appeared in one game for the Packers and caught one pass for 7 yards... Spent the first 15 weeks of the season on Jacksonville's practice squad before being signed to Green Bay's active roster on Dec. 18... Was inactive in Week 16 for the Packers at the N.Y. Jets (healthy scratch)... **Vs. Detroit (Dec. 30):** Made his NFL debut, appearing on one snap in the fourth quarter. Made his first NFL catch on the play, hauling in a 7-yard pass from QB DeShone Kizer... **2018 Draft:** Signed by the Jaguars as an undrafted free agent on May 11.

COLLEGE: Appeared in 48 games with 45 starts and finished his career as the Cyclones' all-time leader in receptions (241), receiving yards (3,360) and 100-yard receiving games (12)... Posted 26 receiving TDs, good for No. 2 in school annals... Added 21 punt returns for 213 yards (10.1 avg.)... Caught a pass in all 48 games played, setting a school record and establishing the nation's best active streak upon graduation... Became the first player in school history to post 40-plus-receptions and 500-plus-receiving yards in four consecutive seasons... Joined RB Ennis Haywood as the only two Cyclone offensive players in school history to be named first-team All-Big 12 in multiple seasons (2016, 2017)... Recognized with the Pete Taylor Team Most Valuable Player award three times (2015, 2016, 2017)... Earned his degree in communication studies... **Senior season (2017):** Played in all 13 games with 12 starts, leading the team with 71 receptions (second-highest total in a single season in school history) for 941 yards (13.3 avg.) and a school-record 10 TDs... Posted a team-high four 100-yard receiving games... Named first-team All-Big 12 by the league's coaches... Concluded his career by earning MVP and Offensive Player of the Game honors

vs. Memphis in the Liberty Bowl (Dec. 30) after posting 10 receptions for 142 yards (14.2 avg.) and a TD, with his 10 receptions tying the Liberty Bowl record and setting the Iowa State record for catches in a bowl game... **Junior season (2016):** Played in all 12 games with 11 starts and led the team in receptions (69), receiving yards (1,018) and TD catches (seven)... Earned first-team All-Big 12 honors from the league's coaches and ESPN... Became the fourth player in school history to record a 1,000-yard receiving season... Set the school mark for 100-yard receiving games in a season with six... Led the Big 12 in receptions for first downs with 54... Opened the season with back-to-back 100-yard receiving games vs. Northern Iowa (Sept. 3) and at Iowa (Sept. 10)... Ended the season with three straight 100-yard receiving games, including a season-high 137 yards vs. Texas Tech (Nov. 19)... **Sophomore season (2015):** Started all 11 games he played in and paced the team in receptions (56), receiving yards (808) and TD catches (six)... Also was the team's top punt returner, tallying 11 returns for 214 yards, good for a school-record 19.5-yard average... Named second-team All-Big 12 by *The Associated Press*... Registered five receptions for a career-high 147 yards (29.4 avg.), including a career-long 74-yard TD catch, vs. TCU (Oct. 17)... **Freshman season (2014):** Played in all 12 games with 11 starts and posted 45 receptions for 593 yards (13.2 avg.) and three TDs... Both reception and receiving totals ranked second all-time for an Iowa State freshman... Earned Big 12 All-Freshman team honorable mention... Recorded his first career reception for 48 yards, a season long, in the season opener vs. North Dakota State (Aug. 30).

PERSONAL: Given name Allen Jamel Lazard... Last name is pronounced luh-ZARD... Born in Des Moines, Iowa... His father, Kevin, played defensive back at Iowa State from 1990-93... Was teammates at Iowa State with his brother, Anthony, who played linebacker for the Cyclones from 2013-16... **High school:** Was a four-year starter at Urbandale (Iowa) High School, starring at both DB and WR... As a senior in 2013, was rated as the No. 1 college prospect in Iowa by Rivals.com... Earned All-America honors from MaxPreps, State Farm and *USA Today*... Was a three-time *Des Moines Register* Elite All-State pick, twice as a DB (2011, 2012) and once as a WR (2013)... Named the Western Iowa Offensive Player of the Year in 2013 by the *Des Moines Register* after catching 49 passes for 1,065 yards (21.7 avg.) and 21 TDs... Named the Western Iowa Defensive Player of Year in 2012 by the *Des Moines Register* after posting 86 tackles... Holds school career records in receptions (105), receiving yards (2,349), TDs (34) and INTs (14)... As a sophomore in 2011, returned three INTs for TDs in a single quarter to tie a national record... **Community involvement:** Participated in the Green Bay Packers Give Back Bowling Event.

NFL debut: vs. Detroit, 12/30/18
First NFL start: vs. Oakland, 10/20/19
First NFL reception: vs. Detroit, 12/30/18 (7 yards, D.Kizer)
First NFL TD reception: vs. Detroit, 10/14/19 (35 yards, A.Rodgers)

CAREER TRANSACTIONS

- 2018 Signed by Jacksonville Jaguars as undrafted free agent, May 11... Signed to Green Bay Packers' active roster from Jaguars' practice squad, Dec. 18.
- 2019 Waived by Packers, Aug. 31... Signed by Packers to practice squad, Sept. 1... Signed from practice squad to active roster, Sept. 4.
- 2020 Re-signed by Packers as exclusive-rights free agent, April 27.

ALLEN LAZARD'S NFL REGULAR-SEASON RECEIVING STATISTICS

		RECEIVING						
DATE	TEAM	GP	GS	NO.	YDS.	AVG.	LG	TD
2018	Packers	1	0	1	7	7.0	7	0
2019	Packers	16	3	35	477	13.6	43	3
2020	Packers	10	9	33	451	13.7	72	3
NFL TOTALS		27	12	69	935	13.6	72	6

ALLEN LAZARD'S NFL POSTSEASON RECEIVING STATISTICS

		RECEIVING						
DATE	TEAM	GP	GS	NO.	YDS.	AVG.	LG	TD
2019	Packers	2	2	3	36	12.0	19	0
2020	Packers	2	1	7	158	22.6	58t	1
NFL TOTALS		4	3	10	194	19.4	58t	1

SINGLE-GAME HIGHS, RECEIVING

Rush Attempts 1 at New Orleans Saints, Sep 27, 2020
1 at Minnesota Vikings, Sep 13, 2020
...1 more at 1.

Rushing Yards 21 at San Francisco 49ers, Nov 24, 2019
19 at Minnesota Vikings, Sep 13, 2020

Longest Runs 21 at San Francisco 49ers, Nov 24, 2019
19 at Minnesota Vikings, Sep 13, 2020

Receptions 6 at New Orleans Saints, Sep 27, 2020
5 vs. Carolina Panthers, Dec 19, 2020
...2 more at 5.

Receiving Yards 146 at New Orleans Saints, Sep 27, 2020
103 at New York Giants, Dec 01, 2019

Longest Receptions 72 at New Orleans Saints, Sep 27, 2020
48 at New Orleans Saints, Sep 27, 2020
1 vs. Chicago Bears, Nov 29, 2020

Receiving TDs 1 at New Orleans Saints, Sep 27, 2020
...4 more at 1.

All-Purpose Yards 144 at New Orleans Saints, Sep 27, 2020
103 at New York Giants, Dec 01, 2019

Special Teams Tackles 2 at New York Giants, Dec 01, 2019
1 vs. Carolina Panthers, Nov 10, 2019
...3 more at 1.

Most TDs 1 vs. Chicago Bears, Nov 29, 2020
1 at New Orleans Saints, Sep 27, 2020
...4 more at 1.

2020 GXG REGULAR SEASON (PACKERS)

		RECEIVING					
DATE	OPPONENT	P/S	NO.	YDS.	AVG.	LG	TD
09/13	at Vikings	S	4	63	15.8	38	1
09/20	Lions	S	3	45	15.0	25	0
09/27	at Saints	S	6	146	24.3	72	1
10/05	Falcons						
10/18	at Buccaneers						
10/25	at Texans						
11/01	Vikings						
11/05	at 49ers						
11/15	Jaguars						
11/22	at Colts	P	2	18	9.0	10	0
11/29	Bears	S	4	23	5.8	8	1
12/06	Eagles	S	3	50	16.7	31	0
12/13	at Lions	S	2	19	9.5	14	0
12/19	Panthers	S	5	56	11.2	22	0
12/27	Titans	S	2	14	7.0	7	0
01/03	at Bears	S	2	17	8.5	14	0
2020 TOTALS		10-9	33	451	13.7	72	3

2020 GXG POSTSEASON (PACKERS)

01/16	Rams	S	4	96	24.0	58t	1
01/24	Buccaneers	P	3	62	20.7	23	0
2020 TOTALS		2-1	7	158	22.6	58t	1

2018 GXG REGULAR SEASON
(JAGUARS/PACKERS)

		RECEIVING					
DATE	OPPONENT	P/S	NO.	YDS.	AVG.	LG	TD
09/09	at Giants						
09/16	Patriots						
09/23	Titans						
09/30	Jets						
10/07	at Chiefs						
10/14	at Cowboys						
10/21	Texans						
10/28	Eagles						
11/11	at Colts						
11/18	Steelers						
11/25	at Bills						
12/02	Colts						
12/06	at Titans						
12/16	Washington						
Went from Jaguars to Packers.							
12/23	at Jets						
12/30	Lions	P	1	7	7.0	7	0
2018 TOTALS		1-0	1	7	7.0	7	0

2019 GXG REGULAR SEASON (PACKERS)

		RECEIVING					
DATE	OPPONENT	P/S	NO.	YDS.	AVG.	LG	TD
09/05	at Bears	P	0	0	0.0	0	0
09/15	Vikings	P	0	0	0.0	0	0
09/22	Broncos	P	0	0	0.0	0	0
09/26	Eagles	P	0	0	0.0	0	0
10/06	at Cowboys	P	0	0	0.0	0	0
10/14	Lions	P	4	65	16.3	35t	1
10/20	Raiders	S	3	42	14.0	26	0
10/27	at Chiefs	P	5	42	8.4	14	0
11/03	at Chargers	P	3	44	14.7	17	0
11/10	Panthers	P	3	27	9.0	19	0
11/24	at 49ers	P	1	7	7.0	7	0
12/01	at Giants	P	3	103	34.3	43	1
12/08	Washington	P	2	19	9.5	17	0
12/15	Bears	P	2	14	7.0	10	0
12/23	at Vikings	S	5	45	9.0	15	0
12/29	at Lions	S	4	69	17.3	28t	1
2019 TOTALS		16-3	35	477	13.6	43	3

2019 GXG POSTSEASON (PACKERS)

01/12	Seahawks	S	0	0	0.0	0	0
01/19	at 49ers	S	3	36	12.0	19	0
2019 TOTALS		2-2	3	36	12.0	19	0



MARCEDES LEWIS 89

VETERANS

Ht: 6-6 Wt: 267 Born: May 19, 1984

NFL Games Played/Started: 217/187

Acquired: FA-1B

Tight End // UCLA

16th NFL Season // Fourth Packers Season

PRO HIGHLIGHTS:

➤ Originally signed with the Packers as a free agent on May 25, 2018, after playing for the Jacksonville Jaguars for his first 12 seasons (2006-17) in the league.

➤ Is one of only four tight ends in NFL history (Antonio Gates, Tony Gonzalez, Jason Witten) to play in 215-plus regular-season games (217) and post 400-plus receptions (403)

➤ Has played in 217 games since entering the NFL in 2006, the second most among tight ends over that span behind only Jason Witten (224).

➤ Has appeared in either 15 or 16 regular-season games in 12 of his 15 seasons in the league.

➤ Finished his career with the Jaguars (2006-17) ranked No. 3 in team history in receiving yards (4,502), receptions (375) and games played (170) and No. 2 in receiving TDs (33).

➤ Helped block for the top four single-season rushing-yardage totals in franchise history (2006-07, 2010, 2017).

➤ In 2017, led the team with five receiving TDs and helped the Jaguars lead the league in rushing (141.4 ypg) for the first time in franchise history. Blocked for a Jacksonville rushing attack that registered a league-best 11 games with 135-plus rushing yards, four more than any other team.

➤ Tied a single-game Jaguars franchise record in 2017 with three TD catches vs. Baltimore in Week 3, joining WRs Allen Robinson and Jimmy Smith as the only players in franchise history to accomplish the feat. Was the only TE in the league to catch three TDs in a game in 2017.

➤ Tied a then-franchise record in 2013 when he posted a TD catch in four consecutive games (Weeks 13-16).

➤ Ranked third on the team with 52 catches for 540 yards (10.4 avg.) and four TDs in 2012, the second-best reception and yardage totals of his career.

➤ Led the Jaguars with 460 receiving yards on 39 receptions (11.8 avg.) in 2011, one of five tight ends in the league to lead his team in receiving yards.

➤ Was named to the Pro Bowl in 2010, the first TE in Jaguars history to be honored, after posting career highs in catches (58), receiving yards (700) and receiving TDs (10).

➤ Set a Jaguars record by registering three games with two TD catches in 2010 (matched by Robinson in 2015).

➤ Ranked No. 1 among NFL tight ends with an average of 16.2 yards per catch in 2009, the top mark by an NFL tight end (min. 32 rec.) since Jaguars TE Ernest Wilford registered a 16.6-yard average in 2005.

➤ Caught 41 passes for 489 yards (11.9 avg.) and two TDs in 2008, becoming the first Jaguars TE with 40-plus receptions in a season since TE Kyle Brady in 2002 (43).

➤ Was the only player on the Jaguars to start all 16 games in 2007 and helped pave the way for Jacksonville to rank No. 2 in the league with 2,391 rushing yards (149.4 ypg), the second most in team history.

➤ As a rookie in 2006, helped the Jaguars set a single-season franchise record with 2,541 rushing yards (158.8 ypg, No. 3 in the NFL).

AT A GLANCE ...



- Is one of only four tight ends in NFL history (Antonio Gates, Tony Gonzalez, Jason Witten) to play in 215-plus regular-season games (217) and post 400-plus receptions (403).
- Has played in 217 games since entering the NFL in 2006, the second most among tight ends over that span behind only Jason Witten (224).
- Has appeared in either 15 or 16 regular-season games in 12 of his 15 seasons in the league.
- Finished his career with the Jacksonville Jaguars (2006-17) ranked No. 3 in team history in receiving yards (4,502), receptions (375) and games played (170) and No. 2 in receiving TDs (33).
- Was named to the Pro Bowl in 2010, the first tight end in Jaguars history to be honored, after posting career highs in receptions (58), receiving yards (700) and receiving TDs (10).
- Ranked No. 1 among NFL tight ends with an average of 16.2 yards per catch in 2009, the top mark by an NFL tight end (min. 32 rec.) since Jaguars TE Ernest Wilford registered a 16.6-yard average in 2005.
- Helped block for the top four single-season rushing-yardage totals in franchise history (2006-07, 2010, 2017). In 2017, helped the Jaguars lead the league in rushing (141.4 ypg) for the first time in franchise history.
- Won the Mackey Award in 2005, given to the nation's top tight end, after catching 59 passes for 741 yards (12.6 avg.) and 10 TDs as a senior at UCLA. Is the only tight end in school history to be selected in the first round of the NFL Draft.

➤ Was drafted by Jacksonville in the first round of the 2006 NFL Draft (No. 28 overall), the second tight end selected (Vernon Davis, No. 6 overall). Is the only UCLA tight end to be drafted in the first round.

2020 SEASON: Started all 15 games he appeared in and had 10 catches for 107 yards (10.7 avg.) and three TDs...Helped clear holes for an offense that ranked No. 8 in the league in rushing (132.4 ypg) and No. 7 in yards per carry (4.78)...Also started both postseason games and posted three receptions for 28 yards (9.3 avg.)...**Vs. Detroit (Sept. 20):** Helped the Packers rack up a season-high 259 rushing yards on 35 carries (7.4 avg.), the top yardage total for Green Bay since Dec. 28, 2003, vs. Denver (262 yards on 34 carries). Added a 4-yard reception...**At New Orleans (Sept. 27):** Hauled in an 18-yard TD pass late in the third quarter, his longest receiving TD since a 30-yarder vs. Baltimore on Sept. 24, 2017, when he was with the Jaguars...**Vs. Atlanta (Oct. 5):** Inactive (knee), snapping a streak of 51 consecutive regular-season games played...**At San Francisco (Nov. 5):** Posted a 1-yard TD catch midway through the second quarter...**Vs. Chicago (Nov. 29):** Caught two passes for 16 yards (8.0 avg.) and a TD. Hauled in a 5-yard TD pass from QB Aaron Rodgers early in the second quarter, the 400th reception of his career...**Vs. Philadelphia (Dec. 6):** Registered a season-long 36-yard reception late in the second quarter to the Philadelphia 45, his longest catch as a Packer...**Vs. Tennessee (Dec. 27):** Helped to clear the way for the Packers' 234 yards rushing and two TDs on 37 carries (6.3 avg.)...**Vs. Tampa Bay (NFC Championship, Jan. 24):** Hauled in three passes for 28 yards (9.3 avg.).

COMMUNITY

ADMIN. & COACHES

LEWIS

DRAFT & FREE AGENTS

2020 REVIEW

RECORDS & HISTORY

LAUREN FIELD

MISC.

2019: Played in all 16 games for the eighth time in his career with 11 starts and posted 15 receptions for 156 yards (10.4 avg.) and a TD...Started both postseason games and had two receptions for 14 yards (7.0 avg.)...**Vs. Detroit (Oct. 14):** Caught two passes for 50 yards (25.0 avg.), a pair of 25-yard grabs. It marked the first time he had posted two receptions of 25-plus yards in a game since he did so at Indianapolis on Dec. 29, 2013, when he played for the Jaguars...**At N.Y. Giants (Dec. 1):** Posted his first TD in a Green Bay uniform, hauling in a 1-yard pass from Rodgers for the score midway through the fourth quarter...**Vs. Chicago (Dec. 15):** Started and played 32 snaps in his 200th career regular-season game...**At Minnesota (Dec. 23):** Helped to clear the way for the Packers' season-high 184 rushing yards on 32 carries (5.8 avg.)...**At San Francisco (NFC Championship, Jan. 19):** Hauled in two passes for 14 yards (7.0 avg.), including an 11-yard grab down to the San Francisco 9 on the opening drive of the second half.

2018: Played in all 16 games with four starts in his first season with the Packers, seeing time on offense and special teams...Posted three catches for 39 yards (13.0 avg.)...**Vs. San Francisco (Oct. 15):** Made his first start in a Green Bay uniform...**At New England (Nov. 4):** Posted his first catch with the Packers, hauling in a 5-yard pass from Rodgers late in the third quarter...**Vs. Miami (Nov. 11):** Registered a season-long 30-yard grab on third down in the third quarter down to the Miami 22.

2017: Started all 16 games and led the Jaguars with five receiving TDs...Finished with 24 receptions for 318 yards (13.3 avg.)...Helped the Jaguars lead the league in rushing (141.4 ypg) for the first time in franchise history...Blocked for a Jacksonville rushing attack that registered a league-best 11 games with 135-plus rushing yards, four more than any other team...Part of a blocking unit that allowed a franchise-low 24 sacks on the season, tied for the third fewest in the league...**Vs. Baltimore (Sept. 24):** Posted a career-best three TD catches, tying the single-game franchise record held by Robinson and Smith. Caught a 17-yard TD pass from QB Blake Bortles in the first quarter and then added TD grabs of 30 and 4 yards in the third quarter. Was the only NFL tight end to catch three TD passes in a game in 2017. Finished with four receptions for 62 yards (15.5 avg.) on the day...**At Pittsburgh (Oct. 8):** Helped the Jaguars post a season-high 231 rushing yards on 37 carries (6.2 avg.), the team's top rushing game since Dec. 12, 2010 (234 yards vs. Oakland)...**At Indianapolis (Oct. 22):** Caught two passes for 29 yards (14.5 avg.), including a 5-yard TD grab in the first quarter...**At New England (AFC Championship, Jan. 21):** Registered the first postseason TD of his career on a 4-yard catch from Bortles early in the second quarter.

2016: Started all 10 games that he appeared in, posting 20 receptions for 169 yards (8.5 avg.) and a TD...Was placed on injured reserve (calf) on Nov. 21 and missed the final six contests...**Vs. Green Bay (Sept. 11):** Caught two passes for 48 yards (24.0 avg.), including a season-long 37-yard gain on a screen...**At San Diego (Sept. 18):** Hauled in two passes for 17 yards (8.5 avg.), including a 4-yard TD grab.

2015: Started all 16 games and posted 16 receptions for 226 yards (14.1 avg.)...**At Indianapolis (Oct. 4):** Registered a season-high five receptions for 40 yards (8.0 avg.), with two of the grabs picking up first downs...**At Houston (Jan. 3):** Posted a season-long 45-yard reception.

2014: Started all eight games he appeared in on the season and finished with 18 receptions for 206 yards (11.4 avg.) and two TDs...Suffered a high-ankle sprain in Week 2 and was placed on injured reserve; designated for return on Sept. 16...Was sidelined for eight games (Weeks 3-10)...

At Philadelphia (Sept. 7): Tied for the team lead with a season-high six catches for 35 yards (5.8 avg.)...**At Washington (Sept. 14):** Posted two receptions for 71 yards (35.5 avg.), including a career-long 63-yard TD catch from QB Chad Henne late in the first half...**Vs. Houston (Dec. 7):** Hauled in three passes for 69 yards (23.0 avg.), with all three receptions picking up first downs.

2013: Played in and started 11 games, posting 25 receptions for 359 yards (14.4 avg.) and four TDs...Missed five of the first six games with a calf injury suffered in the pre-season...**At Cleveland (Dec. 1):** Caught three passes for 26 yards (8.7 avg.), including an 8-yard TD grab from RB Maurice Jones-Drew in the second quarter...**Vs. Houston (Dec. 5):** Posted two receptions for 42 yards (21.0 avg.) and a TD...**Vs. Buffalo (Dec. 15):** Hauled in four passes for 54 yards (13.5 avg.), including a 13-yard TD reception in the fourth quarter that tied the game at 20...**Vs. Tennessee (Dec. 22):** Posted a TD catch for the fourth consecutive game, matching the longest streak in franchise history to that point. Hauled in four passes for 50 yards (12.5 avg.), including a 4-yard TD grab from Henne in the first quarter...**At Indianapolis (Dec. 29):** Recorded a season-high 70 yards receiving on three catches (23.3 avg.).

2012: Appeared in all 16 games with 15 starts and ranked No. 3 on the team with 52 receptions for 540 yards (10.4 avg.) and four TDs, the second-best reception and yardage totals of his career...**At Minnesota (Sept. 9):** Caught five passes for 52 yards (10.4 avg.), hauling in a 1-yard TD pass from QB Blaine Gabbert in the first quarter...**Vs. Cincinnati (Sept. 30):** Posted three receptions for 32 yards (10.7 avg.) and a TD...**At Houston (Nov. 18):** Registered a season-high two TD grabs, finishing with three receptions for 40 yards (13.3 avg.)...**At Buffalo (Dec. 2):** Hauled in four passes for 68 yards (17.0 avg.), with three of the catches picking up first downs...**At Tennessee (Dec. 30):** Posted a career-high 103 yards receiving on seven receptions (14.7 avg.), matching his career high for catches. Became just the fourth TE in franchise history at that point to record a 100-yard receiving game.

2011: Started all 15 games he appeared in, leading the Jaguars with 460 receiving yards on 39 receptions (11.8 avg.)...Was one of five TEs in the league to lead his team in receiving yards...**At Cleveland (Nov. 20):** Led the team with a career-best seven catches for 64 yards (9.1 avg.)...**Vs. Tampa Bay (Dec. 11):** Caught two passes for 77 yards (38.5 avg.), highlighted by a season-long 62-yard grab.

2010: Started all 16 games and was named to his first career Pro Bowl after posting career highs in receptions (58), receiving yards (700) and receiving TDs (10)...Became the first TE in franchise history to be selected to the Pro Bowl...Led NFL tight ends in TD catches and ranked No. 9 in receptions...His 10 TD catches were tied for the most in a season in team annals to that point (WR Reggie Williams, 2007)...Set a franchise record by posting three games with two TD catches (matched by Robinson in 2015), and was the only TE in the league with three two-TD games on the season...Blocked for a rushing attack that ranked No. 3 in the league (149.7 ypg)...Named to Peter King's CNN.SI.com All-Pro Team...**Vs. Denver (Sept. 12):** Caught two passes for 31 yards (15.5 avg.) in the season opener, with both going for TDs (21, 10 yards)...**At San Diego (Sept. 19):** Racked up a season-high 70 yards on five receptions (14.0 avg.)...**At Buffalo (Oct. 10):** Caught four passes for 54 yards (13.5 avg.) and two TDs, including a 27-yard TD grab from QB David Garrard in the third quarter...**At Dallas (Oct. 31):** Posted two receptions for 51 yards (25.5 avg.), with both going for TDs (42, 9 yards)...**At Indianapolis (Dec. 19):** Recorded a season-high six catches for 63 yards (10.5 avg.)...

2009: Played in and started 15 games, finishing with 518 yards and two TDs on 32 receptions...Led NFL tight ends with an average of 16.2 yards per catch, the top mark by an NFL tight end (min. 32 rec.) since Wilford posted a 16.6-yard average in 2005...**Vs. Arizona (Sept. 20):** Posted three receptions for 62 yards (20.7 avg.), highlighted by a 25-yard TD grab from Garrard in the third quarter...**Vs. Tennessee (Oct. 4):** Registered a season-high 76 yards receiving on four catches (19.0 avg.), including a 33-yard TD reception in the fourth quarter...**At N.Y. Jets (Nov. 15):** Caught two passes for 58 yards (29.0 avg.), including a 33-yard reception on the game-winning drive in the fourth quarter...**Vs. Buffalo (Nov. 22):** Hauled in three passes for 70 yards (23.3 avg.).

2008: Appeared in all 16 games with 15 starts and caught 41 passes for 489 yards (11.9 avg.) and two TDs, becoming the first Jaguars TE with 40-plus receptions in a season since Brady (43 in 2002)...Was named to the All-Joe Team by *USA Today*...**Vs. Pittsburgh (Oct. 5):** Caught a 24-yard TD pass from Garrard in the fourth quarter...**At Denver (Oct. 12):** Hauled in three passes for 64 yards (21.3 avg.), highlighted by a 30-yard TD reception in the third quarter...**Vs. Indianapolis (Dec. 18):** Registered a season-high six catches for 55 yards (9.2 avg.).

2007: Started all 16 games, the only player on the Jaguars to start every game on the season...Finished with 37 receptions for 391 yards (10.6 avg.) and two TDs...Helped pave the way for Jacksonville to rank No. 2 in the league with 2,391 rushing yards (149.4 ypg), the third most in team history...Also started both postseason games, hauling in six passes for 90 yards (15.0 avg.)...**Vs. Houston (Oct. 14):** Helped clear the way for the team's season-high 244 rushing yards on just 26 carries (9.4 avg.), the best rushing average in team history in games with 20-plus attempts...**Vs. Buffalo (Nov. 25):** Posted a season-high 57 yards on five catches (11.4 avg.)...**At Indianapolis (Dec. 2):** Matched his season best with five receptions for 42 yards (8.4 avg.) and a TD...**At New England (AFC Divisional, Jan. 12):** Posted 74 yards receiving on four catches (18.5 avg.), the best yardage total in team playoff history by a tight end.

2006: Played in 15 games with three starts as a rookie, posting 13 receptions for 126 yards (9.7 avg.) and a TD...Helped the Jaguars set a single-season franchise record with 2,541 rushing yards (158.8 ypg, No. 3 in the NFL)...Part of an offense that posted a franchise-record nine 150-yard rushing games, tied for the most in the NFL on the season...**At Washington (Oct. 1):** Posted the first catches of his career, hauling in two passes for 40 yards (20.0 avg.), including a 31-yarder to the Washington 21 early in the fourth quarter that set up a TD on the next play...**Vs. N.Y. Jets (Oct. 8):** Made his first NFL start as the Jaguars opened up with three tight ends...**At Buffalo (Nov. 26):** Scored his first NFL touchdown, hauling in a 1-yard pass from Garrard in the second quarter...**Vs. Indianapolis (Dec. 10):** Helped the Jaguars register a franchise-record 375 yards rushing on 42 attempts (8.9 avg.), tied for the second-best

single-game total in the league to that point since the 1970 AFL-NFL merger...**2006 Draft:** Selected by Jacksonville in the first round (No. 28 overall), the second tight end picked (Davis, No. 6 overall by 49ers). Is the only UCLA tight end to be drafted in the first round and the only tight end to be selected by the Jaguars in the first round in team history.

COLLEGE: Set school marks for tight ends with career totals of 126 receptions for 1,571 yards (12.5 avg.) and 21 TDs in his four seasons with the Bruins...His 21 career receiving TDs rank No. 2 in school annals behind only WR J.J. Stokes (28)...Played in 49 games with 32 starts...Appeared in seven games for the UCLA basketball team as a freshman in 2002-03...Majored in history...**Senior season (2005):** Was the recipient of the Mackey Award, given to the nation's top tight end, after catching 59 passes for 741 yards (12.6 avg.) and 10 TDs...Was a unanimous All-America and All-Pacific-10 selection...Set a school single-season record for the most receiving yards by a tight end...Ranked second in the country among TEs with an average of 4.83 receptions per game and posted 10 catches of 20-plus yards...Hauled in seven passes for a career-high 131 yards (18.7 avg.) at San Diego State (Sept. 3)...Matched his career high with 131 yards receiving and two TDs on a career-best 11 catches (11.9 avg.) at Arizona (Nov. 5)...**Junior season (2004):** Played in 12 games with 10 starts and caught 32 passes for 402 yards (12.6 avg.) and a team-high seven TDs...Earned second-team All-Pac-10 honors from the coaches and was one of three finalists for the Mackey Award...Posted a career-best three TD catches as part of a six-catch, 99-yard effort (16.5 avg.) vs. Arizona (Oct. 9)...**Sophomore season (2003):** Played in 13 games with eight starts, finishing second on the team with 30 catches for 377 yards (12.6 avg.) and three TDs...**Freshman season (2002):** Appeared in all 12 games with two starts, posting six receptions for 51 yards (8.5 avg.) and a TD.

PERSONAL: Given name Marcedes Alexis Lewis...Born in Long Beach, Calif. ...**High school:** Attended Long Beach (Calif.) Polytechnic High School, where he earned *Parade* All-America honors as a senior...Also was named *SuperPrep* Elite 50 and *SuperPrep* All-America...Posted 44 receptions for 710 yards (16.1 avg.) and added seven sacks as a defensive end as a senior for the CIF Division I champions...Was selected to play in the 2002 North-South Shrine All-Star game...Played quarterback as a freshman before moving to tight end for his final three seasons...Was heavily recruited in basketball and earned second-team All-CIF honors as a senior after averaging 13.0 points and 8.0 rebounds per game...Was selected to the "Dream Team" for basketball by the *Long Beach Press-Telegram* as a junior and as a senior...Averaged over 19.0 points and 11.0 rebounds per game as a junior...**Community involvement:** Established the Marcedes Lewis Foundation in 2009 to support youth by awarding scholarships to those who wouldn't be able to participate in sports without financial assistance...Hosted his 10th annual youth football camp in Long Beach in June 2018.

NFL debut: vs. Pittsburgh, 9/18/06

First NFL reception: at Washington, 10/1/06 (9 yards, B.Leftwich)

First NFL start: vs. N.Y. Jets, 10/8/06

First NFL touchdown: at Buffalo, 11/26/06 (1 yard, D.Garrard)

CAREER TRANSACTIONS

- 2006 Selected by Jacksonville Jaguars in the first round (28th overall) of '06 NFL Draft, April 29...Signed first contract, July 28.
- 2011 Signed by Jaguars as franchise player, March 3...Signed contract extension, Aug. 5.
- 2014 Placed on injured reserve/designated for return (ankle), Sept. 16...Activated from injured reserve/designated for return, Nov. 17.
- 2016 Re-signed by Jaguars as unrestricted free agent, March 16...Placed on injured reserve (caif), Nov. 21.
- 2018 Released by Jaguars, March 20...Signed by Green Bay Packers as free agent, May 25.
- 2019 Re-signed by Packers as unrestricted free agent, March 18.
- 2020 Re-signed by Packers as unrestricted free agent, March 24.
- 2021 Re-signed by Packers as unrestricted free agent, March 30.

MARCEDES LEWIS' NFL REGULAR SEASON RECEIVING STATISTICS

DATE	TEAM	GP	GS	RECEIVING				
				NO.	YDS.	AVG.	LG	TD
2006	Jaguars	15	3	13	126	9.7	31	1
2007	Jaguars	16	16	37	391	10.6	25	2
2008	Jaguars	16	16	41	489	11.9	30t	2
2009	Jaguars	15	15	32	518	16.2	47	2
2010	Jaguars	16	16	58	700	12.1	42t	10
2011	Jaguars	15	15	39	460	11.8	62	0
2012	Jaguars	16	15	52	540	10.4	26	4
2013	Jaguars	11	11	25	359	14.4	41	4
2014	Jaguars	8	8	18	206	11.4	63t	2
2015	Jaguars	16	16	16	226	14.1	45	0
2016	Jaguars	10	10	20	169	8.5	37	1
2017	Jaguars	16	16	24	318	13.3	37	5
2018	Packers	16	4	3	39	13.0	30	0
2019	Packers	16	11	15	156	10.4	25	1
2020	Packers	15	15	10	107	10.7	36	3
NFL TOTALS		217	187	403	4,804	11.9	63t	37

MARCEDES LEWIS' NFL POSTSEASON RECEIVING STATISTICS

DATE	TEAM	GP	GS	RECEIVING				
				NO.	YDS.	AVG.	LG	TD
2007	Jaguars	2	2	6	90	15.0	34	0
2017	Jaguars	3	3	4	21	5.3	16	1
2019	Packers	2	2	2	14	7.0	11	0
2020	Packers	2	2	3	28	9.3	14	0
NFL TOTALS		9	9	15	153	10.2	34	1

SINGLE-GAME HIGHS, RECEIVING

Receptions 7 at Tennessee Titans, Dec 30, 2012
7 at Cleveland Browns, Nov 20, 2011

Receiving Yards 103 at Tennessee Titans, Dec 30, 2012
77 vs. Tampa Bay Buccaneers, Dec 11, 2011

Longest Receptions 63t at Washington, Sep 14, 2014
62 vs. Tampa Bay Buccaneers, Dec 11, 2011

Receiving TDs 3 vs. Baltimore Ravens, Sep 24, 2017
2 at Houston Texans, Nov 18, 2012
...3 more at 2.

2020 GXG REGULAR SEASON (PACKERS)

DATE	OPPONENT	P/S	RECEIVING				
			NO.	YDS.	AVG.	LG	TD
09/13	at Vikings	S	0	0	0.0	0	0
09/20	Lions	S	1	4	4.0	4	0
09/27	at Saints	S	1	18	18.0	18t	1
10/05	Falcons		GAME INACTIVE/INJURY				
10/18	at Buccaneers	S	0	0	0.0	0	0
10/25	at Texans	S	1	9	9.0	9	0
11/01	Vikings	S	0	0	0.0	0	0
11/05	at 49ers	S	1	1	1.0	1t	1
11/15	Jaguars	S	0	0	0.0	0	0
11/22	at Colts	S	1	8	8.0	8	0
11/29	Bears	S	2	16	8.0	11	1
12/06	Eagles	S	1	36	36.0	36	0
12/13	at Lions	S	1	6	6.0	6	0
12/19	Panthers	S	0	0	0.0	0	0
12/27	Titans	S	0	0	0.0	0	0
01/03	at Bears	S	1	9	9.0	9	0
2020 TOTALS	15-15		10	107	10.7	36	3

2020 GXG POSTSEASON (PACKERS)

01/16	Rams	S	0	0	0.0	0	0
01/24	Buccaneers	S	3	28	9.3	14	0
2020 TOTALS	2-2		3	28	9.3	14	0

2019 GXG REGULAR SEASON (PACKERS)

DATE	OPPONENT	P/S	RECEIVING				
			NO.	YDS.	AVG.	LG	TD
09/05	at Bears	S	2	14	7.0	9	0
09/15	Vikings	S	0	0	0.0	0	0
09/22	Broncos	S	1	19	19.0	19	0
09/26	Eagles	P	2	19	9.5	10	0
10/06	at Cowboys	P	2	17	8.5	15	0
10/14	Lions	P	2	50	25.0	25	0
10/20	Raiders	S	0	0	0.0	0	0
10/27	at Chiefs	S	1	11	11.0	11	0
11/03	at Chargers	P	0	0	0.0	0	0
11/10	Panthers	S	0	0	0.0	0	0
11/24	at 49ers	S	0	0	0.0	0	0
12/01	at Giants	S	1	1	1.0	1t	1
12/08	Washington	S	1	5	5.0	5	0
12/15	Bears	S	1	6	6.0	6	0
12/23	at Vikings	S	1	2	2.0	2	0
12/29	at Lions	P	1	12	12.0	12	0
2019 TOTALS	16-11		15	156	10.4	25	1

2019 GXG POSTSEASON (PACKERS)

01/12	Seahawks	S	0	0	0.0	0	0
01/19	at 49ers	S	2	14	7.0	11	0
2019 TOTALS	2-2		2	14	7.0	11	0

GREEN BAY PACKERS
MOST SPECIAL TEAMS TACKLES, SEASON

35	John Dorsey	1984	24	Mike C. McCoy	1976	22	Steve Wagner	1979
34	Guy Prather	1981	23	Steve Wagner	1977		Mike Jolly	1980
30	John Dorsey	1985		Steve Wagner	1978		Jim Laughlin	1983
29	Randy Scott	1981		Guy Prather	1982		Cliff Lewis	1984
	Cliff Lewis	1983		Burnell Dent	1989		Jackie Harris	1990
26	Guy Prather	1984		Marviel Underwood	2005		Paris Lenon	2002
25	Jason Hunter	2007					Brady Poppinga	2005
							Desmond Bishop	2009

since 1976

2018 GXG REGULAR SEASON (PACKERS)

DATE	OPPONENT	P/S	RECEIVING				
			NO.	YDS.	AVG.	LG TD	
09/09	Bears	P	0	0	0.0	0	0
09/16	Vikings	P	0	0	0.0	0	0
09/23	at Washington	P	0	0	0.0	0	0
09/30	Bills	P	0	0	0.0	0	0
10/07	at Lions	P	0	0	0.0	0	0
10/15	49ers	S	0	0	0.0	0	0
10/28	at Rams	S	0	0	0.0	0	0
11/04	at Patriots	P	1	5	5.0	5	0
11/11	Dolphins	P	1	30	30.0	30	0
11/15	at Seahawks	P	0	0	0.0	0	0
11/25	at Vikings	S	1	4	4.0	4	0
12/02	Cardinals	P	0	0	0.0	0	0
12/09	Falcons	P	0	0	0.0	0	0
12/16	at Bears	S	0	0	0.0	0	0
12/23	at Jets	P	0	0	0.0	0	0
12/30	Lions	P	0	0	0.0	0	0
2018 TOTALS	16-4		3	39	13.0	30	0

2016 GXG REGULAR SEASON (JAGUARS)

DATE	OPPONENT	P/S	RECEIVING				
			NO.	YDS.	AVG.	LG TD	
09/11	Packers	S	2	48	24.0	37	0
09/18	at Chargers	S	2	17	8.5	13	1
09/25	Ravens	S	3	20	6.7	7	0
10/02	Colts	S	1	12	12.0	12	0
10/16	at Bears	S	0	0	0.0	0	0
10/23	Raiders	S	1	11	11.0	11	0
10/27	at Titans	S	4	23	5.8	9	0
11/06	at Chiefs	S	2	23	11.5	17	0
11/13	Texans	S	3	-1	-0.3	3	0
11/20	at Lions	S	2	16	8.0	15	0
11/27	at Bills				INJURED RESERVE		
12/04	Broncos				INJURED RESERVE		
12/11	Vikings				INJURED RESERVE		
12/18	at Texans				INJURED RESERVE		
12/24	Titans				INJURED RESERVE		
01/01	at Colts				INJURED RESERVE		
2016 TOTALS	10-10		20	169	8.5	37	1

2014 GXG REGULAR SEASON (JAGUARS)

DATE	OPPONENT	P/S	RECEIVING				
			NO.	YDS.	AVG.	LG TD	
09/07	at Eagles	S	6	35	5.8	11	0
09/14	at Washington	S	2	71	35.5	63t	1
09/21	Colts				INJURED RESERVE		
09/28	at Chargers				INJURED RESERVE		
10/05	Steelers				INJURED RESERVE		
10/12	at Titans				INJURED RESERVE		
10/26	Dolphins				INJURED RESERVE		
11/02	at Bengals				INJURED RESERVE		
11/09	Cowboys				INJURED RESERVE		
11/23	at Colts	S	1	-5	-5.0	-5	0
11/30	Giants	S	2	8	4.0	5	0
12/07	Texans	S	3	69	23.0	35	0
12/14	at Ravens	S	2	22	11.0	17	0
12/18	Titans	S	2	6	3.0	4t	1
12/28	at Texans	S	0	0	0.0	0	0
2014 TOTALS	8-8		18	206	11.4	63t	2

2012 GXG REGULAR SEASON (JAGUARS)

DATE	OPPONENT	P/S	RECEIVING				
			NO.	YDS.	AVG.	LG TD	
09/09	at Vikings	S	5	52	10.4	18	1
09/16	Texans	S	0	0	0.0	0	0
09/23	at Colts	S	1	8	8.0	8	0
09/30	Bengals	P	3	32	10.7	23	1
10/07	Bears	S	5	24	4.8	14	0
10/21	at Raiders	S	3	20	6.7	9	0
10/28	at Packers	S	2	21	10.5	16	0
11/04	Lions	S	4	41	10.3	20	0
11/08	Colts	S	3	36	12.0	17	0
11/18	at Texans	S	3	40	13.3	26	2
11/25	Titans	S	4	56	14.0	23	0
12/02	at Bills	S	4	68	17.0	24	0
12/09	Jets	S	1	4	4.0	4	0
12/16	at Dolphins	S	3	8	2.7	9	0
12/23	Patriots	S	4	27	6.8	9	0
12/30	at Titans	S	7	103	14.7	25	0
2012 TOTALS	16-15		52	540	10.4	26	4

2017 GXG REGULAR SEASON (JAGUARS)

DATE	OPPONENT	P/S	RECEIVING				
			NO.	YDS.	AVG.	LG TD	
09/10	at Texans	S	0	0	0.0	0	0
09/17	Titans	S	0	0	0.0	0	0
09/24	Ravens	S	4	62	15.5	30t	3
10/01	at Jets	S	0	0	0.0	0	0
10/08	at Steelers	S	1	14	14.0	14	0
10/15	Rams	S	0	0	0.0	0	0
10/22	at Colts	S	2	29	14.5	24	1
11/05	Bengals	S	3	49	16.3	37	0
11/12	Chargers	S	2	29	14.5	21	0
11/19	at Browns	S	2	26	13.0	16	1
11/26	at Cardinals	S	1	10	10.0	10	0
12/03	Colts	S	4	46	11.5	16	0
12/10	Seahawks	S	0	0	0.0	0	0
12/17	Texans	S	2	18	9.0	9	0
12/24	at 49ers	S	1	22	22.0	22	0
12/31	at Titans	S	2	13	6.5	11	0
2017 TOTALS	16-16		24	318	13.3	37	5

2017 GXG POSTSEASON (JAGUARS)

01/07	Bills	S	3	17	5.7	16	0
01/14	at Steelers	S	0	0	0.0	0	0
01/21	at Patriots	S	1	4	4.0	4t	1
2017 TOTALS	3-3		4	21	5.3	16	1

2015 GXG REGULAR SEASON (JAGUARS)

DATE	OPPONENT	P/S	RECEIVING				
			NO.	YDS.	AVG.	LG TD	
09/13	Panthers	S	0	0	0.0	0	0
09/20	Dolphins	S	0	0	0.0	0	0
09/27	at Patriots	S	0	0	0.0	0	0
10/04	at Colts	S	5	40	8.0	13	0
10/11	at Buccaneers	S	0	0	0.0	0	0
10/18	Texans	S	1	8	8.0	8	0
10/25	Bills	S	2	13	6.5	9	0
11/08	at Jets	S	1	27	27.0	27	0
11/15	at Ravens	S	1	9	9.0	9	0
11/19	Titans	S	0	0	0.0	0	0
11/29	Chargers	S	1	24	24.0	24	0
12/06	at Titans	S	1	7	7.0	7	0
12/13	Colts	S	1	14	14.0	14	0
12/20	Falcons	S	1	26	26.0	26	0
12/27	at Saints	S	1	13	13.0	13	0
01/03	at Texans	S	1	45	45.0	45	0
2015 TOTALS	16-16		16	226	14.1	45	0

2013 GXG REGULAR SEASON (JAGUARS)

DATE	OPPONENT	P/S	RECEIVING				
			NO.	YDS.	AVG.	LG TD	
09/08	Chiefs				GAME INACTIVE/INJURY		
09/15	at Raiders				GAME INACTIVE/INJURY		
09/22	at Seahawks				GAME INACTIVE/INJURY		
09/29	Colts	S	0	0	0.0	0	0
10/06	at Rams				GAME INACTIVE/INJURY		
10/13	at Broncos				GAME INACTIVE/INJURY		
10/20	Chargers	S	1	31	31.0	31	0
10/27	49ers	S	1	6	6.0	6	0
11/10	at Titans	S	3	39	13.0	27	0
11/17	Cardinals	S	3	23	7.7	9	0
11/24	at Texans	S	1	18	18.0	18	0
12/01	at Browns	S	3	26	8.7	14	1
12/05	Texans	S	2	42	21.0	41	1
12/15	Bills	S	4	54	13.5	25	1
12/22	Titans	S	4	50	12.5	30	1
12/29	at Colts	S	3	70	23.3	36	0
2013 TOTALS	11-11		25	359	14.4	41	4

2010 GXG REGULAR SEASON (JAGUARS)

DATE	OPPONENT	P/S	RECEIVING				
			NO.	YDS.	AVG.	LG	TD
09/12	Broncos	S	2	31	15.5	21t	2
09/19	at Chargers	S	5	70	14.0	26	0
09/26	Eagles	S	3	15	5.0	7	0
10/03	Colts	S	2	22	11.0	15t	1
10/10	at Bills	S	4	54	13.5	27t	2
10/18	Titans	S	4	39	9.8	15	0
10/24	at Chiefs	S	3	44	14.7	26	0
10/31	at Cowboys	S	2	51	25.5	42t	2
11/14	Texans	S	5	53	10.6	18	0
11/21	Browns	S	5	66	13.2	17	1
11/28	at Giants	S	3	36	12.0	16	0
12/05	at Titans	S	3	36	12.0	20	0
12/12	Raiders	S	4	57	14.3	20	1
12/19	at Colts	S	6	63	10.5	25	0
12/26	Washington	S	3	37	12.3	26	0
01/02	at Texans	S	4	26	6.5	11	1
2010 TOTALS		16-16	58	700	12.1	42t	10

2008 GXG REGULAR SEASON (JAGUARS)

DATE	OPPONENT	P/S	RECEIVING				
			NO.	YDS.	AVG.	LG	TD
09/07	at Titans	S	3	29	9.7	15	0
09/14	Bills	S	1	13	13.0	13	0
09/21	at Colts	S	2	21	10.5	12	0
09/28	Texans	S	0	0	0.0	0	0
10/05	Steelers	S	1	24	24.0	24t	1
10/12	at Broncos	S	3	64	21.3	30t	1
10/26	Browns	S	3	34	11.3	14	0
11/02	at Bengals	S	4	38	9.5	21	0
11/09	at Lions	S	4	64	16.0	29	0
11/16	Titans	S	1	19	19.0	19	0
11/23	Vikings	S	4	41	10.3	21	0
12/01	at Texans	S	2	37	18.5	20	0
12/07	at Bears	S	4	43	10.8	27	0
12/14	Packers	S	2	7	3.5	5	0
12/18	Colts	S	6	55	9.2	14	0
12/28	at Ravens	S	1	0	0.0	0	0
2008 TOTALS		16-16	41	489	11.9	30t	2

2006 GXG REGULAR SEASON (JAGUARS)

DATE	OPPONENT	P/S	RECEIVING				
			NO.	YDS.	AVG.	LG	TD
09/10	Cowboys	S	GAME INACTIVE/INJURY				
09/18	Steelers	P	0	0	0.0	0	0
09/24	at Colts	P	0	0	0.0	0	0
10/01	at Washington	P	2	40	20.0	31	0
10/08	Jets	S	0	0	0.0	0	0
10/22	at Texans	P	0	0	0.0	0	0
10/29	at Eagles	S	0	0	0.0	0	0
11/05	Titans	P	2	11	5.5	6	0
11/12	Texans	P	1	6	6.0	6	0
11/20	Giants	P	1	9	9.0	9	0
11/26	at Bills	P	1	1	1.0	1t	1
12/03	at Dolphins	P	0	0	0.0	0	0
12/10	Colts	P	1	19	19.0	19	0
12/17	at Titans	P	3	27	9.0	14	0
12/24	Patriots	P	0	0	0.0	0	0
12/31	at Chiefs	S	2	13	6.5	12	0
2006 TOTALS		15-3	13	126	9.7	31	1

2011 GXG REGULAR SEASON (JAGUARS)

DATE	OPPONENT	P/S	RECEIVING				
			NO.	YDS.	AVG.	LG	TD
09/11	Titans	S	2	28	14.0	20	0
09/18	at Jets	S	GAME INACTIVE/INJURY				
09/25	at Panthers	S	2	15	7.5	9	0
10/02	Saints	S	3	38	12.7	18	0
10/09	Bengals	S	1	6	6.0	6	0
10/16	at Steelers	S	2	29	14.5	21	0
10/24	Ravens	S	1	13	13.0	13	0
10/30	at Texans	S	4	45	11.3	21	0
11/13	at Colts	S	1	-4	-4.0	-4	0
11/20	at Browns	S	7	64	9.1	18	0
11/27	Texans	S	4	47	11.8	25	0
12/05	Chargers	S	3	27	9.0	12	0
12/11	Buccaneers	S	2	77	38.5	62	0
12/15	at Falcons	S	3	30	10.0	22	0
12/24	at Titans	S	1	12	12.0	12	0
01/01	Colts	S	3	33	11.0	16	0
2011 TOTALS		15-15	39	460	11.8	62	0

2009 GXG REGULAR SEASON (JAGUARS)

DATE	OPPONENT	P/S	RECEIVING				
			NO.	YDS.	AVG.	LG	TD
09/13	at Colts	S	3	23	7.7	19	0
09/20	Cardinals	S	3	62	20.7	25t	1
09/27	at Texans	S	1	18	18.0	18	0
10/04	Titans	S	4	76	19.0	33t	1
10/11	at Seahawks	S	3	13	4.3	7	0
10/18	Rams	S	1	5	5.0	5	0
11/01	at Titans	S	1	20	20.0	20	0
11/08	Chiefs	S	1	3	3.0	3	0
11/15	at Jets	S	2	58	29.0	33	0
11/22	Bills	S	3	70	23.3	35	0
11/29	at 49ers	S	3	40	13.3	22	0
12/06	Texans	S	1	47	47.0	47	0
12/13	Dolphins	S	2	30	15.0	16	0
12/17	Colts	S	4	53	13.3	25	0
12/27	at Patriots	S	0	0	0.0	0	0
01/03	at Browns	S	GAME INACTIVE/INJURY				
2009 TOTALS		15-15	32	518	16.2	47	2

2007 GXG REGULAR SEASON (JAGUARS)

DATE	OPPONENT	P/S	RECEIVING				
			NO.	YDS.	AVG.	LG	TD
09/09	Titans	S	4	35	8.8	15	0
09/16	Falcons	S	2	39	19.5	25	0
09/23	at Broncos	S	3	44	14.7	18	0
10/07	at Chiefs	S	3	13	4.3	6	0
10/14	Texans	S	2	30	15.0	16	0
10/22	Colts	S	2	13	6.5	8	0
10/28	at Buccaneers	S	0	0	0.0	0	0
11/04	at Saints	S	4	46	11.5	21	0
11/11	at Titans	S	1	8	8.0	8	0
11/18	Chargers	S	1	1	1.0	1t	1
11/25	Bills	S	5	57	11.4	24	0
12/02	at Colts	S	5	42	8.4	13	1
12/09	Panthers	S	3	25	8.3	13	0
12/16	at Steelers	S	2	38	19.0	20	0
12/23	Raiders	S	0	0	0.0	0	0
12/30	at Texans	S	0	0	0.0	0	0
2007 TOTALS		16-16	37	391	10.6	25	2

2007 GXG POSTSEASON (JAGUARS)

01/05	at Steelers	S	2	16	8.0	11	0
01/12	at Patriots	S	4	74	18.5	34	0
2007 TOTALS		2-2	6	90	15.0	34	0

NFC CENTRAL COMPOSITE STANDINGS, 1978-2001

	—Division—				—Overall—				—Central Titles—	
	W	L	T	Pct	W	L	T	Pct	No.	Years
Minnesota	99	80	1	.553	203	172	1	.541	7	1978, 1980, 1989, 1992, 1994, 1998, 2000
Chicago	99	80	0	.553	200	176	0	.532	8	1984-88, 1990-91, 2001
Green Bay	100	76	2	.567	192	180	4	.516	3	1995-97
Detroit	81	100	0	.448	160	215	1	.427	2	1983, 1993
Tampa Bay	67	110	1	.379	146	229	1	.390	3	1979, 1981, 1999



JORDAN LOVE 10

VETERANS

Ht: 6-4 Wt: 219 Born: **November 2, 1998**

NFL Games Played/Started: **0/0**

Acquired: **D1-20**

Quarterback // Utah State

Second NFL Season // Second Packers Season

PRO HIGHLIGHTS:

➤ *Was inactive (third QB) for all 16 games and both post-season games as a rookie in 2020.*

➤ *Was selected by the Packers in the first round (No. 26 overall) of the 2020 NFL Draft, a pick obtained from the Miami Dolphins in exchange for Green Bay's first-round choice (No. 30 overall) and its fourth-round selection (No. 136).*

➤ *Joined Utah's Alex Smith (No. 1 overall by San Francisco in 2005) and Wyoming's Josh Allen (No. 7 overall by Buffalo in 2018) as the only QBs in Mountain West Conference history to be selected in the first round.*

➤ *Became the ninth QB in franchise history and the fourth since the 1970 AFL-NFL merger to be selected in the first round by the Packers.*

2020 SEASON: Was inactive (third QB) for all 16 games and both postseason games...Was placed on reserve/COVID-19 on Nov. 6 and was activated on Nov. 10...**2020 Draft:** Selected by the Packers in the first round (No. 26 overall), a pick obtained from the Miami Dolphins in exchange for Green Bay's first-round pick (No. 30 overall) and its fourth-round selection (No. 136). Became just the fifth Utah State player in school history to be selected in the first round of the NFL draft, joining Bill Munson (L.A. Rams, 1964, No. 7 overall) as the only QBs in school history to be picked in the first round.

COLLEGE: Played in 38 games with 32 starts in three seasons and finished his career ranked No. 2 in school history in passing yards (8,600), completions (689) and attempts (1,125), tied for No. 2 in TD passes (60), and No. 3 in completion percentage (61.2)...Set school career records for total offense (9,003 yards), 300-yard passing games (12) and completions of 80-plus yards (four)...Earned his degree in human movement science...**Junior season (2019):** Completed 293 of 473 passes (61.9 percent) for 3,402 yards and 20 TDs with 17 INTs...Earned honorable mention All-Mountain West recognition and earned third-team all-league honors from *Phil Steele's College Football*...Set single-season school records for completions and attempts, while his passing-yardage total ranked No. 2 in school annals...Registered 3,577 yards of total offense, the third most in school history...Ranked No. 3 in the conference and No. 23 in the nation in passing yards per game (261.7 ypg)...Carried the ball 81 times for 175 yards (2.2 avg.)...Completed a career-high 33 passes on 48 attempts (68.8 pct.) for a season-high 416 yards and three TDs at Wake Forest (Aug. 30), with his completion total checking in at No. 2 in school history...Connected on 30 of 39 passes (76.9 pct.) for 388 yards and two TDs at Fresno State (Nov. 9)...Threw three TD passes for the second straight game, completing 30 of 39 passes (76.9 pct.) for 317 yards vs. Kent State (Tropical Smoothie Cafe Frisco Bowl) as he set the USU record for most completions in a bowl game...**Sophomore season (2018):** Earned second-team All-Mountain West honors from both the league's coaches and *Phil Steele's College Football* after completing 267 of 417 passes (64.0 pct.) for 3,567 yards and 32 TDs with six INTs...Led the conference

AT A GLANCE ...



- Was inactive (third QB) for all 16 games and both postseason games as a rookie in 2020.
- Became just the fifth Utah State player in school history to be selected in the first round of the NFL draft, joining Bill Munson (L.A. Rams, 1964, No. 7 overall) as the only QBs in school history to be picked in the first round.
- Became the ninth QB in franchise history and the fourth since the 1970 AFL-NFL merger to be selected in the first round by the Packers.
- Finished his career at Utah State ranked No. 2 in school history in passing yards (8,600), completions (689) and attempts (1,125), tied for No. 2 in TD passes (60), and No. 3 in completion percentage (61.2) despite playing just three seasons.
- Set school career records for total offense (9,003 yards), 300-yard passing games (12) and completions of 80-plus yards (four).
- Earned honorable mention All-Mountain West recognition as a junior in 2019 after setting a single-season school record with 293 completions and posting 3,402 passing yards, the second most in a season in school history.
- As a sophomore in 2018, set Utah State single-season records for TD passes (32), passing yards (3,567) and 300-yard passing games (seven).

and ranked No. 10 in the country in passing efficiency (158.3)...Led the MWC and was tied for No. 8 in the nation in TD passes...Set single-season school records for TD passes, passing yards, 300-yard passing games (seven) and for being named the Mountain West Offensive Player of the Week (five times)...Also tied the single-season school record with a pair of 400-yard passing games...His 267 completions and 3,630 yards of total offense ranked No. 2 in school annals...Posted a career-high seven rushing TDs on the season...Helped Utah State set a Mountain West record with 618 points scored in 13 games, breaking the previous mark of 608 points scored by BYU in 2001 in 14 games...Earned his first MWC Offensive Player of the Week honor after throwing for 356 yards and two TDs on 26-of-38 passing (68.4 pct.) vs. Air Force (Sept. 22)...Earned conference Offensive Player of the Week recognition for the second straight game after throwing four TD passes for the first time in his career in the win at BYU (Oct. 5)...Earned his third straight Offensive Player of the Week award after completing 17 of 23 passes (73.9 pct.) for 322 yards and a career-high five TDs vs. UNLV (Oct. 13), matching the school single-game record for TD passes...Earned his fourth MWC Offensive Player of the Week honor after throwing for 448 yards and four TDs on 23-of-34 passing (67.6 pct.) vs. New Mexico (Oct. 27)...Posted a career-high 491 passing yards vs. San Jose State (Nov. 10), the third most in a game in school history, and matched his career best with five TD passes (including a career-long 88-yarder) as he took home conference Offensive Player of the Week honors for the fifth time on the season...Was named the Offensive Most Valuable Player vs. North Texas (New Mexico Bowl, Dec. 15) after throwing for 359 yards and four TDs on 21-of-43 passing (48.8 pct.) while adding a rushing TD...Set USU records for the most TD passes, the most passing yards and the most yards of total offense (362) in a bowl game...**Redshirt**

COMMUNITY

ADMIN. & COACHES

LOVE

DRAFT & FREE AGENTS

2020 REVIEW

RECORDS & HISTORY

LANE BOUND FIELD

MISC.

freshman season (2017): Appeared in 12 games and started the final six contests of the season, completing 129 of 235 passes (54.9 pct.) for 1,631 yards and eight TDs with six INTs...Set a single-season school record for passing yards by a freshman...Added 165 rushing yards and two TDs on 46 carries (3.6 avg.)...Made his collegiate debut, completing 3 of 6 passes (50.0 pct.) for 18 yards vs. Idaho State (Sept. 7)...Threw his first career TD pass, connecting on a 77-yarder with RB Gerold Bright in the third quarter, and finished with 171 passing yards on 6-of-13 passing (46.2 pct.) at Wake Forest (Sept. 16)...Made his first collegiate start, taking home Mountain West Offensive Player of the Week honors after connecting on 19 of 27 passes (70.4 pct.) for a season-high 316 yards and two TDs while adding eight carries for 42 yards (5.3 avg.) and a TD, the first rushing TD of his college career at UNLV (Oct. 21)...The 316 passing yards were the third most in a game in school history by a freshman...Posted a career-high 47 rushing yards and a TD on six attempts (7.8 avg.) and added 110 passing yards and a TD on 10-of-16 passing (62.5 pct.) vs. Hawaii (Nov. 18)...Connected on 17 of 30 passes (56.7 pct.) for 284 yards and two TDs and added six carries for 32 yards (5.3 avg.) at Air Force (Nov. 25), including a season-long 20-yard run.

PERSONAL: Given name Jordan Alexander Love... Born in Bakersfield, Calif. ...**High school:** Was named the CIF Division I Valley League Offensive Player of the Year by the *Bakersfield Californian* and earned all-area co-MVP honors as a senior at Liberty High School in Bakersfield, Calif. ...Completed 114 of 224 passes (50.9 pct.) for 2,148 yards and 24 TDs while also rushing for 806 yards and eight TDs on 128 carries (6.3 avg.) as he led the Lions to their first-ever Central Section Division I title... Threw for 200-plus yards in six games on the season and threw at least one TD pass in every game...Had a season-long 76-yard pass in two separate games...Posted two 100-yard rushing games on the season and registered a season-high three rushing TDs against Frontier High...As a junior, connected on 102 of 198 passes (51.5 pct.) for 1,930 yards and 18 TDs...Also rushed for 384 yards and five TDs on 86 carries (4.5 avg.)...Played basketball his first three years in high school and did the high jump, long jump and triple jump in track his first two years...**Community involvement:** Did a virtual visit with patients at Marshfield (Wis.) Children's Hospital...Participated in a virtual bingo event to benefit The Salvation Army...Visited nursing homes and helped at youth football camps while he was in college.

CAREER TRANSACTIONS

- 2020 Selected by Green Bay Packers in the first round (26th overall) of '20 NFL Draft, April 23...Signed first contract, July 1...Placed on reserve/COVID-19, Nov. 6...Activated from reserve/COVID-19, Nov. 10.

FIRST QUARTERBACKS

Adolph Kliebhan was the starting quarterback in the Packers' first NFL game, played against the Minneapolis Marines on Oct. 23, 1921. **Curly Lambeau** would replace him by the second quarter, if not earlier, and it would be the first and last game of Kliebhan's NFL career.

Why he started is anybody's guess.

The Packers played four non-league games prior to facing the Marines, and Kliebhan appeared in three, filling in at quarterback, fullback and right halfback. But he didn't play the week before against Beloit.

Art Schmaehl started at quarterback in the Packers' second league game, against Rock Island, before Lambeau started the final four. Lambeau had started at right halfback in the four non-league games and then at fullback against Rock Island.

In 1922, the Packers signed **Charlie Mathys**, a Green Bay native who had played for the Hammond Pros in 1921. Mathys would start every game at quarterback over the next three seasons and maintain a hold on the job until partway through 1926. Lambeau would start 46 of 67 games from 1922-27, but mostly at right halfback, before his playing time would drastically diminish in 1928.

In 1927, the Packers signed **Red Dunn**, who had led the Chicago Cardinals to the 1925 NFL championship, and he would quarterback them through the 1931 season, winning three more NFL titles.

Future Pro Football Hall of Famer **Arnie Herber** would move into the lineup on a regular basis in 1932, playing mostly right halfback in Lambeau's revised Notre Dame Box offense and taking the Packers' passing game to new heights.

Dunn was the last of the Packers' quarterbacks in the Notre Dame Box to call signals, pass and run. Thereafter, Lambeau used his quarterback as a blocking back until he finally switched to a variation of the T-formation in 1947.



DEAN LOWRY 94

VETERANS

Ht: 6-6 Wt: 296 Born: June 9, 1994

NFL Games Played/Started: 79/51

Acquired: 04b-16

Defensive Lineman // Northwestern

Sixth NFL Season // Sixth Packers Season

PRO HIGHLIGHTS:

➤ Started all 16 games for the second consecutive season in 2020, finishing No. 2 among Green Bay defensive linemen with 36 tackles (14 solo) and a career-high-tying three sacks while also recording four QB hits and two passes defended.

➤ Started all 16 games for the first time in his career in 2019 and recorded a career-high 62 tackles (33 solo), five tackles for a loss, an interception, two passes defended, a fumble recovery, nine QB hits and 11 QB pressures.

➤ Saw action in all 16 games and made eight starts in 2018, setting career highs in solo tackles (39), sacks (three) and passes defended (four) while also registering the first forced fumble of his career.

➤ Played in all 16 games with 11 starts in 2017 and registered 34 tackles (22 solo), two sacks, seven tackles for a loss, a fumble recovery for a touchdown, two passes defended, eight QB hits and six QB pressures.

➤ Earned NFC Defensive Player of the Week honors for his performance vs. Tampa Bay in Week 13 in 2017. Posted four tackles (all solo), a sack, a QB pressure and a QB hit, and registered his first career TD after recovering a QB Jameis Winston fumble forced by DL Kenny Clark at the Green Bay 38 late in the second quarter and returning it 62 yards. Became just the seventh Green Bay player (since 1982) to register a sack and a defensive TD in the same game.

➤ Played in 15 games as a rookie in 2016 and registered 14 tackles (eight solo), two sacks, three tackles for a loss, nine QB pressures and three QB hits.

➤ Selected by Green Bay with the second of two fourth-round choices (No. 137 overall), the second of two compensatory choices awarded to the team in the 2016 NFL Draft.

➤ Became the first defensive end from Northwestern to be drafted since DE Corey Wootton was selected by the Chicago Bears in 2010 (fourth round, No. 109 overall). Also became the first player from Northwestern drafted by Green Bay since DT James Anderson in 1973 (14th round).

2020 SEASON: Started all 16 contests, recording 36 tackles (14 solo), a career-high-tying three sacks (No. 5 on the team, No. 2 on the D-line), two tackles for a loss, two passes defended and four QB hits...Started both postseason contests and finished No. 2 among Packers defensive linemen with seven tackles (three solo)...**At Tampa Bay (Oct. 18):** Saw action on 43 defensive plays, leading the defensive line for the fifth straight week, and tied for No. 4 on the team with five tackles (all assisted)...**At Houston (Oct. 25):** Registered two tackles (one solo), including a stop of RB David Johnson for no gain on the Houston 2-yard line midway through the second quarter...**Vs. Minnesota (Nov. 1):** Posted three solo tackles, a sack, a tackle for a loss and a QB hit on 37 defensive snaps. Took down QB Kirk Cousins in the second quarter for a loss of 9 yards...**Vs. Philadelphia (Dec. 6):** Finished No. 2 on the team with a season-high six tackles (two solo) while also recording a sack and tying for the team lead with two QB hits...**At Detroit (Dec. 13):** Posted four tackles (two solo), a sack, a tackle for a loss

AT A GLANCE ...



- Has only missed one game in his first five seasons. Ranks No. 2 on the Packers in regular-season games played (79) and No. 7 in starts (51) since 2016.
- Joins K Mason Crosby as the only Packers to play all 64 regular-season games since 2017.
- His 79 games played are tied for No. 3 in the league among defensive linemen since 2016, trailing only Cameron Jordan and Ndamukong Suh (80 each).
- Was one of four players (Adrian Amos, Aaron Rodgers, Za'Darius Smith) to start all 32 regular-season games for the Packers over the last two seasons.
- Set a career high with three sacks in both 2018 and 2020.
- Has registered sacks in back-to-back games three times in his career (Weeks 13-14 in 2020, Weeks 12-13 in 2018 and Weeks 13-14 in 2016).
- Has appeared in seven postseason contests with four starts, recording 14 tackles (six solo).

and a QB hit. On back-to-back plays in the second quarter, stopped RB D'Andre Swift for a gain of 2 yards and sacked QB Matthew Stafford for a loss of 10 yards that forced a third-and-18 and then a punt...**Vs. Carolina (Dec. 19):** Played on 44 snaps (second most on the DL), recording a solo tackle and a pass defended...**Vs. Tennessee (Dec. 27):** Played on 35 snaps (second most on the DL) and registered three tackles (all solo)...**At Chicago (Jan. 3):** Saw action on 53 defensive snaps (second most on the DL) and tied for the lead among defensive linemen with five tackles (two solo). Four of his five tackles were within 3 yards of the line of scrimmage...**Vs. Tampa Bay (NFC Championship, Jan. 24):** Started and saw action on 49 of the 65 defensive snaps. Finished with five tackles (two solo), the second most on the team behind Clark (eight).

2019: Started all 16 games for the first time in his career and recorded a career-high 62 tackles (33 solo), five tackles for a loss, an INT, two passes defended, a fumble recovery, nine QB hits and 11 QB pressures...Started both playoff games and recorded five tackles (two solo) and a QB pressure...**At Chicago (Sept. 5):** Finished with four tackles (one solo) and a QB hit. Helped limit the Bears to just 46 rushing yards on 15 carries (3.1 avg.) with a long rush of 8 yards...**Vs. Minnesota (Sept. 15):** Posted three tackles (one solo), a tackle for a loss, a fumble recovery, four QB pressures and a QB hit. In the third quarter, got his hands up to break up a Cousins pass intended for TE Irv Smith Jr. ...**Vs. Denver (Sept. 22):** Finished with a career-high nine tackles (five solo), three tackles for a loss and a QB hit...**Vs. Detroit (Oct. 14):** Recorded four tackles (all solo) and helped limit the Lions to just 56 rushing yards on 20 carries (2.8 avg.)...**At N.Y. Giants (Dec. 1):** Finished with six tackles (four solo) and a tackle for a loss. Early in the third quarter, stopped RB Saquon Barkley for a 2-yard loss on a run up the middle...**Vs. Chicago (Dec. 15):** Posted an assisted tackle, the first interception of his career and a QB pressure. With just over 6:30 remaining in the game, picked off QB Mitchell Trubisky's short pass intended for RB Tarik Cohen at the Chicago 40 and returned it 7 yards...**At Min-**

COMMUNITY

ADMIN. & COACHES

LOWRY

DRAFT & FREE AGENTS

2020 REVIEW

RECORDS & HISTORY

LANEBAU FIELD

MISC.

nesota (Dec. 23): Tied for the lead on the defensive line with seven tackles (two solo) while adding a pass defended and a QB pressure...**Vs. Seattle (NFC Divisional, Jan. 12):** Recorded four tackles (two solo) and a QB pressure.

2018: Played in all 16 games with eight starts and registered 57 tackles (39 solo), seven tackles for a loss, three sacks, three passes defended, a forced fumble, a fumble recovery, two QB hits and 14 QB pressures (tied for No. 3 on the team)...**Vs. Buffalo (Sept. 30):** Made his first start of the season, posting three tackles (one solo) and tying for the team lead with three QB pressures. Helped the defense allow just 58 rushing yards on 16 carries (3.6 avg.)...**At Detroit (Oct. 7):** Led the defensive line with a season-high six tackles (three solo) and added three QB pressures...**Vs. Miami (Nov. 11):** Matched his season high with six tackles (all solo) and a sack, his first of the season, along with a team-high three QB pressures. Late in the third quarter, shed a block from TE Nick O'Leary to get to QB Brock Osweiler for a 7-yard sack...**At Minnesota (Nov. 25):** Finished with four tackles (three solo), two tackles for a loss, a sack and a QB hit. Midway through the fourth quarter, blew by G Mike Remmers to sack Cousins for an 8-yard loss...**Vs. Arizona (Dec. 2):** Matched his season high with six tackles (three solo) and added a sack, a QB pressure and a pass defended. In the fourth quarter, quickly beat LG Colby Gossett to get to QB Josh Rosen for an 8-yard sack on first down, giving him a sack in three of his last four games...**At Chicago (Dec. 16):** Posted five tackles (two solo), a forced fumble and a fumble recovery. Midway through the third quarter, forced a fumble on RB Jordan Howard's carry for no gain that was recovered by Bears OL Cody Whitehair. Early in the fourth quarter, recovered a fumble by Cohen at the Green Bay 26...**Vs. Detroit (Dec. 30):** Finished with five tackles (four solo), a QB pressure and a career-high two passes defended.

2017: Played in all 16 games with 11 starts and registered 34 tackles (22 solo), two sacks, seven tackles for a loss, a fumble recovery for a TD, two passes defended, eight QB hits and six QB pressures...**At Dallas (Oct. 8):** Posted two tackles (one solo), including a stop of RB Ezekiel Elliott near the sideline for no gain on a third-and-1 run in the second quarter...**At Minnesota (Oct. 15):** Recorded two tackles (one solo), two QB pressures and two QB hits...**Vs. Detroit (Nov. 6):** Registered two tackles (both solo), two tackles for a loss and a half-sack. Early in the third quarter, bulldozed over TE Darren Fells to get to Stafford with LB Nick Perry for a shared 8-yard sack...**Vs. Baltimore (Nov. 19):** Posted four tackles (three solo) and a half-sack. Late in the third quarter, drove back RT Austin Howard to get to QB Joe Flacco for a shared 6-yard sack with LB Ahmad Brooks...**Vs. Tampa Bay (Dec. 3):** Recorded four tackles (all solo), a sack, a fumble recovery, a QB pressure and a QB hit. Posted his first career TD, catching a Winston fumble forced by Clark at the Green Bay 38 late in the second quarter, a fumble he returned 62 yards for a TD. It marked the longest fumble-return TD by the Packers since DE Keith McKenzie's 88-yard return for a score at Pittsburgh on Nov. 9, 1998, and was the first by the Packers since CB Casey Hayward's 49-yard TD return vs. Philadelphia on Nov. 16, 2014. Midway through the third quarter, came through untouched to sack Winston for a 14-yard loss on third down and force a Tampa Bay punt. Became just the seventh Green Bay player (since 1982) to register a sack and a defensive TD in the same game. Earned NFC Defensive Player of the Week honors for his performance.

2016: Played in 15 games and registered 14 tackles (eight solo), two sacks, three tackles for a loss, nine QB pressures and three QB hits...Dressed, but did not see any action, in Week 12...Also appeared in all three postseason contests and posted two tackles (one solo) and a QB pressure...**Vs.**

Detroit (Sept. 25): Shed a block from LT Taylor Decker to stop RB Theo Riddick for a 1-yard loss on a second-quarter run. Finished with two tackles (both solo)...**Vs. Houston (Dec. 4):** Posted his first career sack along with a pass defended, three QB pressures (tied for the team lead) and a QB hit. Midway through the second quarter, came through the line between T Duane Brown and G Xavier Su'a-Filo to sack Osweiler for an 8-yard loss...**Vs. Seattle (Dec. 11):** Recorded a season-high four tackles (two solo), a sack, a QB hit and a QB pressure. Midway through the second quarter, fought off a block from T Bradley Sowell, staying with the play as QB Russell Wilson tried to scramble as he sacked him for an 11-yard loss on third down. It marked his second straight game with a sack...2016 Draft: Selected by the Packers with the second of two choices in the fourth round (No. 137 overall).

COLLEGE: Played in 48 games with 33 starts for the Wildcats and registered 134 tackles (83 solo), 31½ tackles for a loss, 12½ sacks, three INTs (one returned for a TD), 21 passes defended, three fumble recoveries and three forced fumbles...Earned his degree in economics...**Senior season (2015):** Started 12 games and earned second-team All-Big Ten honors after posting a career-high 46 tackles (27 solo), including 13½ tackles for a loss (No. 2 on the team), three sacks, an INT, a fumble recovery and seven passes defended...Was tied for the team lead with eight QB hurries...Also earned third-team All-Big Ten recognition from *Athlon*...Was part of a Northwestern defense that ranked No. 12 in the country in points allowed (18.6 ppg)...Posted six tackles (two solo) and an INT, picking off QB Thomas Sirk on second-and-goal from the 11 in the second quarter and earning NU's Defensive Player of the Week for his performance at Duke (Sept. 19)...Set a school single-game record and tied the sixth-best mark in conference history with six tackles for a loss, earning NU's Defensive Player of the Game honors after finishing with a career-high 10 tackles (seven solo) and a career-best two sacks in the 30-28 win at Nebraska (Oct. 24)...**Junior season (2014):** Started all 12 contests and earned honorable mention All-Big Ten recognition after recording 41 tackles (25 solo), including eight tackles for a loss, four sacks, a forced fumble and a career-high eight passes defended...Ranked second on the team in tackles for a loss...Earned Academic All-Big Ten honors...Registered a season-high six tackles, including 1½ tackles for a loss, and a forced fumble in the 43-40 OT win at Notre Dame (Nov. 15)...Was named NU's Defensive Big Playmaker for his performance...**Sophomore season (2013):** Played in 11 games with nine starts and recorded seven tackles for a loss (tied for second on the team) and 4½ sacks (third)...His sack total was a career high and he added a career-best two INTs...Also registered 33 tackles (22 solo), five passes defended, a career-high two forced fumbles and a fumble recovery...Made his first career start and posted his first career INT, returning the pick 16 yards vs. Syracuse (Sept. 7)...**Freshman season (2012):** Played in all 13 games, one of four true freshmen to play for the Wildcats, and was named to ESPN.com's Big Ten All-Freshman team...Recorded 14 tackles (nine solo), a sack, a pass defended and a fumble recovery.

PERSONAL: Given name Dean Vincent Lowry...Born in Rockford, Ill. ...**High school:** Earned IHCA 7A all-state recognition at Rockford (Ill.) Boylan High School, where he was named the Northern Illinois Conference (NIC-10) Defensive MVP as a senior in 2011 after registering 65 tackles, including 21 tackles for a loss, and 10 sacks...Also was an all-state selection that season by the *Chicago Tribune* and the *Champaign News-Gazette*...Earned All-Midwest honors from *SuperPrep*...Was also named team MVP as a senior...Was a member of back-to-back state championship teams in 2010 and 2011 as Boylan finished with a perfect 14-0 mark in both

of those seasons...Also lettered one year in basketball as a center and played baseball as a freshman...Was named to the honor roll as a junior and as a senior...**Community involvement:** Spent time with veterans at the Huddle for Heroes event at The Turn in Titletown...Visited with kids at the Milwaukee Children's Hospital and helped build a playground with the Milwaukee police...Signed autographs to raise funds for The Salvation Army...Visited the Mukwonago High School basketball team to congratulate the students for their work raising funds for the Make-A-Wish Wisconsin program, Kids For Wish Kids®...Gave a speech at graduation

at Pioneer Elementary School in Ashwaubenon, Wis. ...Took part in the Green Bay Packers Give Back Bowling Event in 2018 to raise money for Northeast Wisconsin Technical College (NWTC) and in 2019 to raise money for the Wisconsin Court Appointed Special Advocates (GASA) Association... Visited the cadets at the Wisconsin Challenge Academy at Fort McCoy and participated in a youth outreach event at the University of Wisconsin-Green Bay... While he was in college, visited elementary schools in Evanston, Ill., to discuss the importance of education and exercise with students.

NFL debut: at Jacksonville, 9/11/16
First NFL start: vs. Seattle, 9/10/17
First NFL sack: vs. Houston, 12/4/16 (B.Osweiler)
First NFL interception: vs. Chicago, 12/15/19 (M.Trubisky)
Touchdowns (1): vs. Tampa Bay, 12/3/17, 62-yard fumble return

CAREER TRANSACTIONS

- 2016 Selected by Green Bay Packers as second of two choices in the fourth round (137th overall) of '16 NFL Draft, April 30...Signed first contract, May 6.
- 2019 Signed contract extension, July 23.

DEAN LOWRY'S NFL REGULAR SEASON DEFENSIVE STATISTICS

YEAR	TEAM	GP	GS	TACKLES							INTERCEPTIONS					O. FUMB				ST			MISC									
				TK	S	A	TFL	YDS	SK	YDS	QBH	NO	YDS	LG	TD	PD	FF	FR	YDS	TK	S	A	FF	FR	S	A						
2016	Packers	15	0	14	8	6	3	20	2.0	19.0	2	0	0	0	1	0	0	0	0	0	0	0	0	0	0	0	0	0	0	0	0	0
2017	Packers	16	11	34	22	12	5	28	2.0	21.0	5	0	0	0	2	0	1	62	0	0	0	0	0	0	0	0	0	0	0	0	0	0
2018	Packers	16	8	57	39	18	6	27	3.0	23.0	4	0	0	0	4	1	1	0	0	0	0	0	0	0	0	0	0	0	0	0	0	0
2019	Packers	16	16	62	33	29	5	2	0.0	0.0	9	1	7	7	0	2	0	1	0	0	0	0	0	0	0	0	0	0	0	0	0	0
2020	Packers	16	16	36	14	22	2	19	3.0	19.0	4	0	0	0	2	0	1	0	0	0	0	0	0	0	0	0	0	0	0	0	0	0
NFL TOTALS		79	51	203	116	87	21	96	10.0	82.0	24	1	7	7	0	11	1	3	62	0	0	0	0	0	0	0	0	0	0	0	0	0

DEAN LOWRY'S NFL POSTSEASON DEFENSIVE STATISTICS

YEAR	TEAM	GP	GS	TACKLES							INTERCEPTIONS					O. FUMB				ST			MISC									
				TK	S	A	TFL	YDS	SK	YDS	QBH	NO	YDS	LG	TD	PD	FF	FR	YDS	TK	S	A	FF	FR	S	A						
2016	Packers	3	0	2	1	1	0	0.0	0.0	0.0	0	0	0	0	0	0	0	0	0	0	0	0	0	0	0	0	0	0	0	0	0	0
2019	Packers	2	2	5	2	3	0	0	0.0	0.0	0	0	0	0	0	0	0	0	0	0	0	0	0	0	0	0	0	0	0	0	0	0
2020	Packers	2	2	7	3	4	0	0	0.0	0.0	0	0	0	0	0	0	0	0	0	0	0	0	0	0	0	0	0	0	0	0	0	0
NFL TOTALS		7	4	14	6	8	0	0	0.0	0.0	0	0	0	0	0	0	0	0	0	0	0	0	0	0	0	0	0	0	0	0	0	0

SINGLE-GAME HIGHS: DEFENSIVE

- Total Tackles** 9 vs. Denver Broncos, Sep 22, 2019
 7 at Minnesota Vikings, Dec 23, 2019
 1.0 at Detroit Lions, Dec 13, 2020
Sacks 1.0 vs. Philadelphia Eagles, Dec 06, 2020
 ...7 more at 1.0.
Passes Defensed 2 vs. Detroit Lions, Dec 30, 2018
 1 vs. Carolina Panthers, Dec 19, 2020
 ...8 more at 1.
Forced Fumbles 1 at Chicago Bears, Dec 16, 2018

- Fumble Recoveries** 1 vs. Minnesota Vikings, Sep 15, 2019
 1 at Chicago Bears, Dec 16, 2018
 ...1 more at 1.
Tackles For Loss 3 vs. Denver Broncos, Sep 22, 2019
 2 at Minnesota Vikings, Nov 25, 2018
 ...1 more at 2.
Interceptions 1 vs. Chicago Bears, Dec 15, 2019
Interception Return Yards 7 vs. Chicago Bears, Dec 15, 2019

2020 GXG REGULAR SEASON (PACKERS)

DATE	OPPONENT	P/S	TK	S	A	SK	YDS	INT	PD	FF	FR
09/13	at Vikings	S	0	0	0.0	0.0	0	0	0	0	0
09/20	Lions	S	2	1	1.0	0.0	0	0	0	0	0
09/27	at Saints	S	0	0	0.0	0.0	0	0	0	0	0
10/05	Falcons	S	1	0	1.0	0.0	0	0	0	0	0
10/18	at Buccaneers	S	5	0	5.0	0.0	0	0	0	0	0
10/25	at Texans	S	2	1	1.0	0.0	0	0	0	0	0
11/01	Vikings	S	3	3	0.0	9.0	0	0	0	0	0
11/05	at 49ers	S	2	2	0.0	0.0	0	0	0	0	0
11/15	Jaguars	S	0	0	0.0	0.0	0	1	0	0	0
11/22	at Colts	S	1	1	0.0	0.0	0	0	0	0	0
11/29	Bears	S	1	0	1.0	0.0	0	0	0	0	0
12/06	Eagles	S	6	2	4.0	10.0	0	0	0	0	0
12/13	at Lions	S	4	2	2.0	10.0	0	0	0	0	0
12/19	Panthers	S	1	0	1.0	0.0	0	1	0	0	0
12/27	Titans	S	3	0	3.0	0.0	0	0	0	0	0
01/03	at Bears	S	5	2	3.0	0.0	0	0	0	0	0
2020 TOTALS			16-16	36	14	22	3	0	2	0	0

2020 GXG POSTSEASON (PACKERS)

01/16	Rams	S	2	1	1.0	0.0	0	0	0	0	0
01/24	Buccaneers	S	5	2	3.0	0.0	0	0	0	0	0
2020 TOTALS			2-2	7	3	4	0	0	0	0	0

2019 GXG REGULAR SEASON (PACKERS)

DATE	OPPONENT	P/S	TK	S	A	SK	YDS	INT	PD	FF	FR
09/05	at Bears	S	4	1	3	0.0	0.0	0	0	0	0
09/15	Vikings	S	3	1	2	0.0	0.0	0	0	0	1
09/22	Broncos	S	9	5	4	0.0	0.0	0	0	0	0
09/26	Eagles	S	3	3	0	0.0	0.0	0	0	0	0
10/06	at Cowboys	S	2	2	0	0.0	0.0	0	0	0	0
10/14	Lions	S	4	4	0	0.0	0.0	0	0	0	0
10/20	Raiders	S	2	2	0	0.0	0.0	0	0	0	0
10/27	at Chiefs	S	3	2	1	0.0	0.0	0	0	0	0
11/03	at Chargers	S	3	0	3	0.0	0.0	0	0	0	0
11/10	Panthers	S	5	3	2	0.0	0.0	0	0	0	0
11/24	at 49ers	S	2	1	1	0.0	0.0	0	0	0	0
12/01	at Giants	S	6	4	2	0.0	0.0	0	0	0	0
12/08	Washington	S	5	1	4	0.0	0.0	0	0	0	0
12/15	Bears	S	1	0	1	0.0	0.0	1	1	0	0
12/23	at Vikings	S	7	2	5	0.0	0.0	0	1	0	0
12/29	at Lions	S	3	2	1	0.0	0.0	0	0	0	0
2019 TOTALS			16-16	62	33	29	0	0	1	2	0

2019 GXG POSTSEASON (PACKERS)

01/12	Seahawks	S	4	2	2	0.0	0.0	0	0	0	0
01/19	at 49ers	S	1	0	1	0.0	0.0	0	0	0	0
2019 TOTALS			2-2	5	2	3	0	0	0	0	0

2018 GXG REGULAR SEASON (PACKERS)

DATE	OPPONENT	P/S	TK	S	A	SK	YDS	INT	PD	FF	FR
09/09	Bears	P	1	1	0	0	0.0	0	0	0	0
09/16	Vikings	P	2	2	0	0	0.0	0	0	0	0
09/23	at Washington	P	2	1	1	0	0.0	0	0	0	0
09/30	Bills	S	3	1	2	0	0.0	0	0	0	0
10/07	at Lions	P	6	3	3	0	0.0	0	0	0	0
10/15	49ers	S	2	1	1	0	0.0	0	0	0	0
10/28	at Rams	P	4	1	3	0	0.0	0	0	0	0
11/04	at Patriots	P	2	2	0	0	0.0	0	0	0	0
11/11	Dolphins	P	6	6	0	1	0.0	7	0	0	0
11/15	at Seahawks	P	2	2	0	0	0.0	0	1	0	0
11/25	at Vikings	S	4	3	1	1	0.0	8	0	0	0
12/02	Cardinals	S	6	3	3	1	0.0	8	0	1	0
12/09	Falcons	S	3	3	0	0	0.0	0	0	0	0
12/16	at Bears	S	5	2	3	0	0.0	0	0	1	1
12/23	at Jets	S	4	4	0	0	0.0	0	0	0	0
12/30	Lions	S	5	4	1	0	0.0	0	2	0	0
2018 TOTALS		16-8	57	39	18	3.0	23.0	0	4	1	1

2017 GXG REGULAR SEASON (PACKERS)

DATE	OPPONENT	P/S	TK	S	A	SK	YDS	INT	PD	FF	FR
09/10	Seahawks	S	0	0	0	0	0.0	0	0	0	0
09/17	at Falcons	P	3	0	3	0	0.0	0	0	0	0
09/24	Bengals	S	2	2	0	0	0.0	0	0	0	0
09/28	Bears	S	1	0	1	0	0.0	0	0	0	0
10/08	at Cowboys	S	2	1	1	0	0.0	0	0	0	0
10/15	at Vikings	S	2	1	1	0	0.0	0	0	0	0
10/22	Saints	S	1	1	0	0	0.0	0	0	0	0
11/06	Lions	P	2	2	0	0	5.0	4	0	0	0
11/12	at Bears	S	1	0	1	0	0.0	0	0	0	0
11/19	Ravens	S	3	3	0	0	5.0	3	0	0	0
11/26	at Steelers	S	2	0	2	0	0.0	0	0	0	0
12/03	Buccaneers	S	4	4	0	1	0.0	14	0	0	0
12/10	at Browns	S	4	3	1	0	0.0	0	0	0	1
12/17	at Panthers	P	2	1	1	0	0.0	0	0	1	0
12/23	Vikings	P	2	2	0	0	0.0	0	1	1	0
12/31	at Lions	P	3	2	1	0	0.0	0	0	0	0
2017 TOTALS		16-11	34	22	12	2.0	21.0	0	2	0	1

2016 GXG REGULAR SEASON (PACKERS)

DATE	OPPONENT	P/S	TK	S	A	SK	YDS	INT	PD	FF	FR
09/11	at Jaguars	P	0	0	0	0	0.0	0	0	0	0
09/18	at Vikings	P	0	0	0	0	0.0	0	0	0	0
09/25	Lions	P	2	2	0	0	0.0	0	0	0	0
10/09	Giants	P	1	0	1	0	0.0	0	0	0	0
10/16	Cowboys	P	0	0	0	0	0.0	0	0	0	0
10/20	Bears	P	0	0	0	0	0.0	0	0	0	0
10/30	at Falcons	P	0	0	0	0	0.0	0	0	0	0
11/06	Colts	P	1	0	1	0	0.0	0	0	0	0
11/13	at Titans	P	1	1	0	0	0.0	0	0	0	0
11/20	at Washington	P	0	0	0	0	0.0	0	0	0	0
11/28	at Eagles		DID NOT PLAY (NON-INJURY)								
12/04	Texans	P	1	1	0	1	0.0	8	0	1	0
12/11	Seahawks	P	4	2	2	1	0.0	11	0	0	0
12/18	at Bears	P	2	0	2	0	0.0	0	0	0	0
12/24	Vikings	P	0	0	0	0	0.0	0	0	0	0
01/01	at Lions	P	2	2	0	0	0.0	0	0	0	0
2016 TOTALS		15-0	14	8	6	2.0	19.0	0	1	0	0

2016 GXG POSTSEASON (PACKERS)

01/08	Giants	P	1	0	1	0	0.0	0	0	0	0
01/15	at Cowboys	P	0	0	0	0	0.0	0	0	0	0
01/22	at Falcons	P	1	1	0	0	0.0	0	0	0	0
2016 TOTALS		3-0	2	1	1	0.0	0.0	0	0	0	0

BEST HOME RECORDS, 10-YEAR STRETCH, NFL/AFL HISTORY

Club	10-year span	Home(s)	W	L	T	Pct
Green Bay	1923-32	Bellevue Park, City Stadium	51	6	6	.895
Green Bay	1924-33	Bellevue Park, City Stadium, Borchert Field	50	6	6	.893
New England	2009-18	Gillette Stadium	71	9	0	.888
Oakland	1967-76	Oakland Coliseum	60	8	2	.877
Green Bay	1922-31	Hagemeister Park, Bellevue Park, City Stadium	50	7	6	.877
New England	2007-16	Gillette Stadium	70	10	0	.875
Green Bay	1993-2002	Lambeau Field, Milwaukee County Stadium	69	11	0	.863
New England	2006-15	Gillette Stadium	69	11	0	.863
New England	2010-19	Gillette Stadium	69	11	0	.863
Oakland	1968-77	Oakland Coliseum	59	9	2	.862
Pittsburgh	1971-80	Three Rivers Stadium	63	11	0	.851
Green Bay	1994-2003	Lambeau Field, Milwaukee County Stadium	68	12	0	.850
New England	2003-12	Gillette Stadium	68	12	0	.850
New England	2004-13	Gillette Stadium	68	12	0	.850
New England	2008-17	Gillette Stadium	68	12	0	.850

NOTE — The Packers are 61-17-2 (.775) over the last 10 years (2011-20) at home (all at Lambeau), the second best in the NFL and first in the NFC over that span. The New England Patriots own the league's best home record (66-14, .825) over the last 10 seasons. From 1921-71, tie games were not included in winning percentage.

KAMAL MARTIN 54

VETERANS

Ht: 6-3 Wt: 240 Born: June 17, 1998

NFL Games Played/Started: 10/6

Acquired: 05-20

Linebacker // Minnesota

Second NFL Season // Second Packers Season



PRO HIGHLIGHTS:

- After spending the first six weeks of his rookie season on injured reserve (knee), played in 10 games with six starts, recording 23 tackles (17 solo), three tackles for a loss, a sack, a quarterback hit and a special teams tackle.
- Saw action in both postseason contests, posting two tackles (one solo).
- Started in his NFL debut, making six tackles (all solo) and a tackle for a loss in a win at Houston.
- Selected by the Packers in the fifth round (No. 175 overall) of the 2020 NFL Draft, becoming the 42nd University of Minnesota player drafted by the Packers, the most of any school.

2020 SEASON: Played in 10 games with six starts, recording 23 tackles (17 solo), a sack, three tackles for a loss, a QB hit and a special teams tackle...Spent the first six weeks of the season on injured reserve (knee) before returning to the 53-man roster on Oct. 24...Placed on reserve/COVID-19 on Nov. 3...Activated from reserve/COVID-19 on Nov. 9...Played in both postseason games, making two tackles (one solo)...**At Houston (Oct. 25):** Started and played 29 defensive snaps in his NFL debut, making six tackles (all solo) and a tackle for a loss. On Houston's first drive of the second half, pushed TE Darren Fells into the backfield and met RB David Johnson for a 1-yard loss, marking the first tackle of his NFL career. Also played nine snaps on special teams...**Vs. Chicago (Nov. 29):** Started and played nine defensive snaps, posting two tackles (both solo) and his first career sack. Also made a tackle on special teams, the first of his career, in 14 plays of work. Early in the third quarter, pushed QB Mitchell Trubisky out of bounds for a 3-yard sack to force third-and-long...**Vs. Philadelphia (Dec. 6):** Started and made two tackles and a tackle for a loss in 16 snaps of action on defense. On Philadelphia's first drive of the game, came free up the middle to drop RB Miles Sanders for a 2-yard loss...**Vs. L.A. Rams (NFC Divisional, Jan. 16):** Made his NFL playoff debut, playing four defensive snaps and 16 special teams snaps...**Vs. Tampa Bay (NFC Championship, Jan. 24):** Got in for 14 plays on defense, making two tackles (one solo). Also appeared on 11 special teams snaps...**2020 Draft:** Selected by the Packers in the fifth round with the No. 175 overall pick.

COLLEGE: Played in 45 games with 18 starts and recorded 177 tackles (106 solo), 13 tackles for a loss and nine passes defended for the Gophers...From 2000-19, was one of only of six Big Ten players with at least three interceptions (four), three forced fumbles (four), three fumble recoveries (three) and three sacks (3½), according to sports-reference.com...Graduated with a degree in business and marketing education...**Senior season (2019):** Started all eight games he appeared in and was named All-Big Ten honorable mention by the coaches and the media...Won the Gary Tinsley Award, given to the player who best embraced Tinsley's underdog persona...Recorded 66 tackles (36 solo), including 2½ for a loss, a sack, two forced fumbles and two INTs...Posted seven or more tackles in

AT A GLANCE ...



- After spending the first six weeks of his rookie season on injured reserve (knee), played in 10 games with six starts, recording 23 tackles (17 solo), three tackles for a loss, a sack, a quarterback hit and a special teams tackle.
- Saw action in both postseason contests, posting two tackles (one solo).
- Named All-Big Ten honorable mention by the coaches and the media as a senior at Minnesota and won the Gary Tinsley Award, given to the player who best embraced Tinsley's underdog persona.
- Played quarterback and safety for Burnsville (Minn.) High School, earning first-team all-state honors from *The Associated Press* as an all-purpose player while also being selected as a finalist for Mr. Football in the state of Minnesota.

five contests...Missed five games due to injury...Led the team with 13 tackles (seven solo) at Fresno State (Sept. 7), the second-most tackles in a game during his career...Registered six tackles (five solo) and a career-best two INTs at Purdue (Sept. 28), marking the first multiple-INT game by a Gopher since DB Cedric Thompson recorded two versus the Boilermakers in 2014...Named the Big Ten Player of the Week after leading the Gophers with a career-best 15 tackles (six solo) vs. Nebraska (Oct. 12)...Was one of five players in the conference to register at least one game with 15-plus tackles in 2019...**Junior season (2018):** Saw action in 12 games with nine starts, recording 59 tackles (34 solo), 3½ tackles for a loss and two passes defended...Ranked No. 4 on the Gophers in tackles...Registered five-plus tackles in six contests...Recorded a season-high 10 tackles (six solo), including one for a loss at Nebraska (Oct. 20)...Registered seven tackles at Illinois (Nov. 3), including six solo to tie his season high...**Sophomore season (2017):** Appeared in all 12 games and recorded 42 tackles (29 solo), 6½ tackles for a loss (No. 3 on the team), an INT, two forced fumbles and two fumble recoveries...Notched two tackles (one solo) and a sack, and recovered a fumble at the OSU 24-yard line late in the first quarter to set up a drive that resulted in a TD that gave the Gophers a 17-0 lead at Oregon State (Sept. 9)...Posted seven tackles (five solo) at Purdue (Oct. 7), and with the Boilermakers driving to the Minnesota 7-yard line in the second quarter, intercepted QB David Blough in the end zone to preserve a one-point lead and give the Gophers the ball at the 20-yard line...Recorded two tackles (one solo) and a sack, bringing down QB Clayton Thorson at the NU 48-yard line on a third down in the second quarter to force a punt at Northwestern (Nov. 18)...**Freshman season (2016):** Played in 13 games and made one start, recording 10 tackles (seven solo), a half-sack, an INT and a fumble recovery...Made his collegiate debut vs. Oregon State (Sept. 1), recording a pass defended and a fumble recovery that gave the Gophers the ball on their own 41-yard line, setting up a drive that resulted in a TD to give Minnesota a 14-7 lead in the second quarter...Recorded his first career INT, picking off QB C.J. Beathard at the Minnesota 21 with just under seven minutes to play in the game and the Gophers holding a one-point lead vs. Iowa (Oct. 8).

COMMUNITY

ADMIN. & COACHES

MARTIN

DRAFT & FREE AGENTS

2020 REVIEW

RECORDS & HISTORY

LAMBEAU FIELD

MISC.

PERSONAL: Given name Kamal Adrian Martin...First name is pronounced kuh-MALL...Born in Burnsville, Minn. ...His older brother, Kashif, also went to school at the University of Minnesota...**High school:** Played quarterback and safety for Burnsville (Minn.) High School...Led the team to a 9-2 overall mark and a 7-1 mark in conference play as a senior...Earned first-team all-state honors from *The Associated Press* as an all-purpose contributor...Was named a finalist for Mr. Football in the state of Minnesota... As a senior, completed 63 of 117 passes (53.8 pct.) for 877 yards and nine TDs while also rushing for 400 yards

and eight TDs on 88 carries (4.5 avg.)...On defense, finished with 79 tackles, two forced fumbles, an INT and 13 pass breakups...Paced a defense that pitched two shutouts and held the opposition to 10 or fewer points in seven of 11 games...**Community involvement:** Participated in community events such as Feed My Starving Children and Hope Kids MN as well as the annual turkey drive put on at TCF Bank Stadium...Has volunteered at multiple elementary schools in the Twin Cities area...Visited the Tampa General Hospital while in Florida for the Outback Bowl.

NFL debut/first start: at Houston, 10/25/20

First NFL sack: vs. Chicago, 11/29/20 (M.Trubisky)

CAREER TRANSACTIONS

- 2020 Selected by Green Bay Packers in the fifth round (175th overall) of '20 NFL Draft, April 25...Signed first contract, July 9... Placed on injured reserve (knee), Sept. 7...Activated from reserve/injured; designated for return, Oct. 24...Placed on reserve/COVID-19, Nov. 3...Activated from reserve/COVID-19, Nov. 9.

KAMAL MARTIN'S NFL REGULAR SEASON DEFENSIVE STATISTICS

YEAR	TEAM	GP	GS	TACKLES					INTERCEPTIONS					O. FUMB			ST			MISC					
				TK	S	A	TFL	YDS	SK	YDS	QBH	NO	YDS	LG	TD	PD	FF	FR	YDS	TK	S	A	FF	FR	S
2020	Packers	10	6	23	17	6	3	5	1.0	3.0	1	0	0	0	0	0	0	0	1	0	1	0	0	0	0
NFL TOTALS		10	6	23	17	6	3	5	1.0	3.0	1	0	0	0	0	0	0	0	1	0	1	0	0	0	0

KAMAL MARTIN'S NFL POSTSEASON DEFENSIVE STATISTICS

YEAR	TEAM	GP	GS	TACKLES					INTERCEPTIONS					O. FUMB			ST			MISC					
				TK	S	A	TFL	YDS	SK	YDS	QBH	NO	YDS	LG	TD	PD	FF	FR	YDS	TK	S	A	FF	FR	S
2020	Packers	2	0	2	1	1	1	0	0.0	0.0	0	0	0	0	0	0	0	0	0	0	0	0	0	0	0
NFL TOTALS		2	0	2	1	1	1	0	0.0	0.0	0	0	0	0	0	0	0	0	0	0	0	0	0	0	0

SINGLE-GAME HIGHS: DEFENSIVE

Total Tackles 6 at Houston Texans, Oct 25, 2020
4 vs. Carolina Panthers, Dec 19, 2020
...1 more at 4.
Sacks 1.0 vs. Chicago Bears, Nov 29, 2020

Tackles For Loss 1 vs. Philadelphia Eagles, Dec 06, 2020
1 vs. Chicago Bears, Nov 29, 2020
...1 more at 1.
Special Teams Tackles 1 vs. Chicago Bears, Nov 29, 2020

2020 GXG REGULAR SEASON (PACKERS)

DATE	OPPONENT	P/S	TK	S	A	SK	YDS	INT	PD	FF	FR
09/13	at Vikings										
09/20	Lions										
09/27	at Saints										
10/05	Falcons										
10/18	at Buccaneers										
10/25	at Texans	S	6	6	0	0	0.0	0.0	0	0	0
11/01	Vikings	S	3	1	2	0	0.0	0.0	0	0	0
11/05	at 49ers										
11/15	Jaguars	P	0	0	0	0	0.0	0.0	0	0	0
11/22	at Colts	S	4	3	1	0	0.0	0.0	0	0	0
11/29	Bears	S	2	2	0	1	0.0	3.0	0	0	0
12/06	Eagles	S	2	2	0	0	0.0	0.0	0	0	0
12/13	at Lions	S	1	0	1	0	0.0	0.0	0	0	0
12/19	Panthers	P	4	2	2	0	0.0	0.0	0	0	0
12/27	Titans	P	1	1	0	0	0.0	0.0	0	0	0
01/03	at Bears	P	0	0	0	0	0.0	0.0	0	0	0
2020 TOTALS		10-6	23	17	6	1	0	3.0	0	0	0

2020 GXG POSTSEASON (PACKERS)

01/16	Rams	P	0	0	0	0	0.0	0.0	0	0	0
01/24	Buccaneers	P	2	1	1	0	0.0	0.0	0	0	0
2020 TOTALS		2-0	2	1	1	0	0.0	0.0	0	0	0

LOMBARDI'S PUPILS

Vince Lombardi hired 11 assistant coaches during his nine years (1959-67) as Packers head coach. Of those assistants, five became NFL head coaches: Bill Austin (Pittsburgh, Washington), Phil Bengtson (Green Bay, *New England), Jerry Burns (Minnesota), Tom Fears (New Orleans) and Norb Hecker (Atlanta).

*Interim head coach for five games in 1972



YOSH NIJMAN 73

VETERANS

Ht: 6-7 Wt: 314 Born: **January 2, 1996**

NFL Games Played/Started: **16/0**

Acquired: **FA-19**

Tackle // Virginia Tech

Second NFL Season // Second Packers Season

PRO HIGHLIGHTS:

- *Appeared in all 16 regular-season games and both play-off contests last season, seeing limited action on offense and special teams.*
- *Saw his first NFL action from scrimmage vs. Detroit in Week 2, taking over at LT for David Bakhtiari for the final five plays of the game with the Packers leading, 42-21.*
- *Was inactive for three games (Weeks 13-15) in 2019 before being placed on injured reserve (elbow) on Dec. 21. Spent the first 11 games of the season on Green Bay's practice squad.*
- *Signed with the Packers as an undrafted free agent on May 3, 2019.*

2020 SEASON: Appeared in all 16 games, seeing limited action on offense and special teams...Also played in both postseason contests...**At Minnesota (Sept. 13):** Made his NFL debut, appearing on seven plays on special teams (field goals and extra points)...**Vs. Detroit (Sept. 20):** Saw his first NFL action from scrimmage, taking over at LT for Bakhtiari for the final five plays of the game with the Packers leading, 42-21...**At San Francisco (Nov. 5):** Played LT for the final four snaps of the game with the Packers holding a big lead...**Vs. Chicago (Nov. 29):** Came in at LT for Bakhtiari for the final two snaps of the game (kneel-downs)...**Vs. Tennessee (Dec. 27):** Came in at LT for Bakhtiari for the final three plays of the game (kneel-downs) with the Packers leading, 40-16.

2019: Was inactive for three games (Weeks 13-15) before being placed on injured reserve (elbow) on Dec. 21...Was signed to the active roster from the practice squad on Nov. 26, 2019, after spending the first 11 games of the season on the practice squad...**2019 Draft:** Signed by Green Bay as an undrafted free agent on May 3.

COLLEGE: Played in 45 games with 32 starts over four seasons at Virginia Tech, lining up as a starter at LT for two seasons (2016-17) before moving to RT for his senior season in 2018...Enrolled at Virginia Tech in January 2015 and participated in spring practice, where he moved from DE to OT...Earned his degree in consumer studies...**Senior season (2018):** Started 10 games at RT and protected QB Ryan Willis, who finished No. 3 in the Atlantic Coast Conference with a 2.67 TD-to-INT ratio, No. 4 in passing yards per game (226.3) and pass efficiency (138.0), and No. 5 in total offense (244.8 ypg)...Helped Willis pass for 2,716 yards on 213-of-364 passing (58.5 percent) and tie QB Tyrod Taylor (2010) for the second-most TD passes (24) in a season in school history...Helped pave the way for the Hokies to rush for 2,266 yards and 19 TDs on 520 carries (4.3 avg.)...**Junior season (2017):** Played in nine games with eight starts at LT and protected QB Josh Jackson, who set freshman program records for TD passes (20), passing yards (2,991) and 200-plus-yard passing games (nine)...Blocked for Jackson as he completed 24 of 31 passes (77.4 percent) for 372 yards and five TDs (tied for most in a single game in school annals) at East Carolina (Sept. 16)...Also opened holes for a rushing attack that totaled a season-

AT A GLANCE ...



- First name rhymes with Josh and last name is pronounced NY-man.
- Appeared in all 16 regular-season games and both playoff contests last season, seeing limited action on offense and special teams.
- Saw his first NFL action from scrimmage vs. Detroit in Week 2, taking over at LT for David Bakhtiari for the final five plays of the game with the Packers leading, 42-21.
- Was inactive for three games (Weeks 13-15) in 2019 before being placed on injured reserve (elbow) on Dec. 21. Spent the first 11 games of the season on Green Bay's practice squad.
- Played in 45 games with 32 starts over four seasons at Virginia Tech, lining up as a starter at left tackle for two seasons (2016-17) before moving to right tackle for his senior season in 2018.
- Started all 14 games at LT as a sophomore in 2016 and blocked for record-setting QB Jerod Evans, who set single-season school marks for completions (268), passing yards (3,542) and passing TDs (29).

high 287 yards and three TDs on 62 attempts (4.6 avg.) in the game...**Sophomore season (2016):** Started all 14 games at LT and blocked for QB Jerod Evans, who set single-season school marks for completions (268), passing yards (3,542) and passing TDs (29) and was named the ACC Newcomer of the Year by *Athlon* and *The Associated Press*...Also helped Evans lead the team in rushing with 846 yards and 12 TDs on 204 carries (4.1 avg.)...Protected Evans as he threw for a season-high 406 yards and two TDs on 24-of-40 passing (60.0 percent) at Pittsburgh (Oct. 27)...Helped lead the way for a rushing attack that compiled a season-high 289 yards and three TDs on 51 attempts (5.7 avg.) vs. Virginia (Dec. 3)...**Freshman season (2015):** Appeared in 12 contests, playing more than 50 snaps vs. Ohio State (Sept. 7) and vs. Furman (Sept. 12) as he helped open holes for the Hokies to post a season-high 299 yards and three TDs on 41 carries (7.3 avg.) in the win vs. Furman.

PERSONAL: Given name Yosuah Hesdy Nijman...First name rhymes with Josh and last name is pronounced NY-man...Born in Orange, N.J. ...His parents are originally from Suriname, a country in South America...**High school:** Attended Columbia High School in Maplewood, N.J., where he earned all-area honors from Worrall Media...Starred on both the offensive line and defensive line...Played in the Phil Simms North-South All-Star Game...Won a NJSIAA state championship in shot put in 2014 in the Group 4 level...Signed with Virginia Tech in 2014, but spent the 2014 season at Fork Union (Va.) Military Academy, playing on the defensive line...Rated as the No. 2 prep school recruit in the country, No. 1 defensive tackle and top prep player in Virginia in the 247Sports composite rankings...Ranked as the No. 29 player in the state by *The Roanoke Times*.

COMMUNITY

ADMIN. & COACHES

NIJMAN

DRAFT & FREE AGENTS

2020 REVIEW

RECORDS & HISTORY

LANIBEAU FIELD

MISC.

NFL debut: at Minnesota, 9/13/20

CAREER TRANSACTIONS

- 2019 Signed by Packers as undrafted free agent, May 3...Waived by Packers, Aug. 31...Signed by Packers to practice squad, Sept. 1...Signed from practice squad to active roster, Nov. 26...Placed on injured reserve (elbow), Dec. 21.
- 2021 Re-signed by Packers as exclusive-rights free agent, May 6.

YOSH NIJMAN'S NFL REGULAR-SEASON STATISTICS

DATE	TEAM	GP	GS
2020	Packers	16	0
NFL TOTALS		16	0

YOSH NIJMAN'S NFL POSTSEASON STATISTICS

DATE	TEAM	GP	GS
2020	Packers	2	0
NFL TOTALS		2	0

LOGO HISTORY

1950-53: In their first season after Curly Lambeau's 31-year reign, the "New Packers" introduced a logo that was also present on 1950 stock certificates. It changed colors over the four years, as the team experimented with several uniform combinations.



2003: Patch team wore for first two home games of '03 to commemorate rededication of Lambeau Field, following three-year, \$295 million renovation.



1954-61: Looking for a fresh look with new coach Lisle Blackbourn, the team unveiled new uniforms and a new mark. The logo located both Green Bay and Milwaukee on a Wisconsin silhouette. The passer wore No. 41.

2006: Commemorative mark recognizing the 10th anniversary of the team's Super Bowl XXXI triumph over the New England Patriots.



1959-74: Sideline logo, worn on hats, shirts and jackets by coaches, equipment managers and trainers at both games and practice. Coincided with Vince Lombardi's first season, then retained by Phil Bengtson and Dan Devine.



1961-69: The primary logo during the Lombardi era, used on official Packers stationery and publications. The team won five world championships under the mark. Before the '69 season, after Lombardi's departure to Washington, team letterhead shifted to a helmet logo. The mark still saw use into the '70s, though.



2007: Emblem celebrating the 50th anniversary of venerable Lambeau Field, worn on home jerseys and painted in the end zones on the world-famous stadium grass.

1961-present: First and only helmet logo in team history was first applied to Packers headgear in 1961, Lombardi's third season as coach. After introducing the G, the team immediately won two world titles (1961-62), and five over the mark's first seven years. Borrowed by scores of high schools and colleges.



2018-19: Logo used from 2018-19 to commemorate the Packers' 100th season as a professional franchise. The emblem was incorporated in numerous ways by the club throughout the year, notably worn as a patch on both home and away jerseys in 2018.



1993: Commemorative logo, worn on jerseys during '93 season, signifying the team's 75th professional season since its birth in 1919. Wearing logo, team earned first playoff berth in 11 years, kicking off string of six straight postseason trips.



LUCAS PATRICK 62

VETERANS

Ht: 6-3 Wt: 313 Born: July 30, 1993

NFL Games Played/Started: 56/21

Acquired: FA-16

Guard // Duke

Fifth NFL Season // Fifth Packers Season

PRO HIGHLIGHTS:

- Appeared in all 16 games last season for the first time as a pro, starting a career-high 15 contests (11 at RG, four at LG).
- Helped the Packers rank tied for No. 2 in the NFL in sacks allowed (21) in 2020, the fourth fewest by Green Bay in a 16-game season, and was part of a line that allowed one sack or zero sacks in a league-best 13 games.
- Played in 14 games in 2019, seeing significant time at center in relief of an injured Corey Linsley in Week 5 at Dallas (55 snaps) and in Week 17 at Detroit (68 snaps).
- Made four starts in 2018, opening two games at LG and two at RG.
- Played in 12 games with two starts in 2017, opening at LG in Week 4 vs. Chicago and at RG in Week 17 at Detroit.
- Spent the entire 2016 season on Green Bay's practice squad.
- Was signed by the Packers as an undrafted free agent on June 1, 2016, after participating in Green Bay's rookie orientation camp that May on a tryout basis.

2020 SEASON: Appeared in all 16 games for the first time in his career with a career-high 15 starts, opening 11 contests at RG and four at LG...Helped the Packers rank tied for No. 2 in the NFL in sacks allowed (21), the fourth fewest by Green Bay in a 16-game season...Part of a line that allowed one sack or zero sacks in a league-best 13 games, tied for the most in team history (2004), including four zero-sack games, the most by Green Bay since 2008 (four)...Helped the Packers rank No. 1 in scoring (31.8 ppg), giveaways (franchise-record 11), zero-giveaway games (team-record 10), red-zone TD percentage (team-record 80.0) and time of possession (32:29). No. 2 in third-down percentage (team-record 49.4), No. 5 in total offense (389.0 ypg) and yards per play (6.29), No. 8 in rushing offense (132.4 ypg), No. 9 in passing offense (256.6 ypg) and No. 7 in rushing average (4.78)...Helped protect QB Aaron Rodgers as he led the NFL in passer rating (121.5), passing TDs (team-record 48), completion percentage (team-record 70.7) and interception percentage (0.95), the first NFL quarterback to lead the league in all four categories since Steve Young in 1992, on his way to earning league MVP honors...Also started both playoff games at LG...**Vs. Detroit (Sept. 20):** Started at RG and played all 73 snaps with the first 65 snaps at RG and the final eight at C in place of an injured Linsley (hand). Helped clear holes for RB Aaron Jones' career-high 168 rushing yards and two TDs on 18 carries (9.3 avg.) as Jones finished with a career-best 236 yards from scrimmage, the third most in a game in franchise history. Part of an offense that racked up a season-high 259 rushing yards on 35 attempts (7.4 avg.), the top yardage total by Green Bay since Dec. 28, 2003, vs. Denver (262 yards on 34 carries)...**At New Orleans (Sept. 27):** Started at RG as the line allowed just one sack on the evening as the Packers became the first team in NFL history to score 35-plus points with no turnovers in each of the first three games of the season...**At Houston (Oct. 25):** Started at RG and was part of a line that did not allow a sack as Rodgers connected on 23 of 34 passes for 283 yards and four TDs with no INTs

AT A GLANCE ...



- Appeared in all 16 games last season for the first time as a pro, starting a career-high 15 contests (11 at RG, four at LG).
- Helped the Packers rank tied for No. 2 in the NFL in sacks allowed (21) in 2020, the fourth fewest by Green Bay in a 16-game season, and was part of a line that allowed one sack or zero sacks in a league-best 13 games.
- Played in 14 games in 2019, seeing significant time at center in relief of an injured Corey Linsley in Week 5 at Dallas (55 snaps) and in Week 17 at Detroit (68 snaps).
- Made four starts in 2018, opening two games at LG and two at RG.
- Spent the entire 2016 season on Green Bay's practice squad. Was originally signed by the Packers as an undrafted free agent on June 1, 2016, after participating in Green Bay's rookie orientation camp that May on a tryout basis.
- Appeared in 44 career games with 26 starts at Duke, closing out his career with 21 consecutive starts at LG.
- Earned honorable mention All-Atlantic Coast Conference recognition from the Atlantic Coast Sports Media Association and the conference's coaches as a senior in 2015 after helping pave the way for an offense that averaged 192.9 rushing yards per game.

(132.4 rating)...**At San Francisco (Nov. 5):** Started at RG and helped to protect Rodgers as he connected on 25 of 31 passes for 305 yards and four TDs with no INTs for a 147.2 rating...**Vs. Philadelphia (Dec. 6):** Started at LG, shifting to the left side with Linsley sidelined due to a knee injury and Elgton Jenkins moving to C. Protected Rodgers as he threw for 295 yards and three TDs on 25-of-34 passing. Also blocked for Jones, who posted 130 yards on just 15 carries (8.7 avg.), highlighted by a career-long 77-yard TD run in the fourth quarter as he became the first player in team history to have two TD runs of 75-plus yards in a season...**Vs. Carolina (Dec. 19):** Started at LG, helping to clear the way for the Packers' 195 yards and two TDs on 27 carries (7.2 avg.), highlighted by Jones' 145 yards and a score on 20 attempts (7.2 avg.)...**Vs. L.A. Rams (NFC Divisional, Jan. 16):** Started at RG and played all 75 snaps as the line did not allow a sack of Rodgers against a Rams defense that ranked No. 2 in the NFL in sacks (53.0) during the regular season. Part of a line that helped the offense rack up 484 total yards, the second most in a game in franchise playoff history, including 296 passing yards and two TD passes from Rodgers and the team's 188 yards and two TDs on 36 rushing attempts (5.2 avg.).

2019: Appeared in 14 games, was inactive for one contest (vs. Minnesota in Week 2, healthy scratch), and dressed but did not play at San Francisco in Week 12...Appeared in both postseason contests...**At Dallas (Oct. 6):** Saw his most significant action of the season to that point, playing the final 55 snaps of the game at center after Linsley departed after the third offensive series due to a concussion. Helped to clear the way for Jones' 182 yards from scrimmage (107 rushing, 75 receiving) along with four rushing TDs as Jones matched the single-game franchise record for rushing TDs...**Vs. Oakland (Oct. 20):** Took over at C for Linsley for the final six snaps of the game with the Packers holding a 42-17 lead...**Vs. Washington (Dec.**

COMMUNITY

ADMIN. & COACHES

PATRICK

DRAFT & FREE AGENTS

2020 REVIEW

RECORDS & HISTORY

LANE/BEAU FIELD

MISC.

8): Took over at RG for Billy Turner for the final two snaps of the game with the Packers taking a knee to run out the clock...**At Detroit (Dec. 29):** Took over at C early in the second quarter for an injured Linsley (back) and played the final 68 snaps, his season high. Helped the Packers rack up 432 total yards as they featured a 300-yard passer (Rodgers, 323) and a 100-yard rusher (Jones, 100) for the first time on the season.

2018: Played in 14 games with four starts, opening two at LG and two at RG...Returned two kickoffs for 23 yards (11.5 avg.)...Dressed, but did not play, in one contest and was inactive for another...**Vs. Minnesota (Sept. 16):** Played three snaps on special teams and made a critical play midway through the fourth quarter. After the Vikings had cut the Packers' lead to 23-21, fielded a short kickoff at the Green Bay 23 and returned it 8 yards to the 31...**At Washington (Sept. 23):** Appeared on one series at RG in the fourth quarter, playing six snaps in place of an injured Justin McCray (shoulder)...**Vs. San Francisco (Oct. 15):** Played 16 snaps at RG, first entering the game for four snaps late in the first quarter when T/G Byron Bell briefly departed with an injury and then for 12 more when T Bryan Bulaga (shoulder) left the game in the third quarter and Bell moved out to RT...**Vs. Atlanta (Dec. 9):** Made his first start of the season, opening at LG in place of an injured Lane Taylor (foot). Protected Rodgers as he posted his ninth straight zero-INT game (tied for No. 2 in NFL history) and brought his streak of consecutive attempts without an INT to 368, a new NFL record as he moved past Patriots QB Tom Brady (358). Helped the Packers rush for 138 yards and a TD on 25 attempts (5.5 avg.)...**At Chicago (Dec. 16):** Started at RG and helped to block for Rodgers as he threw for 274 yards on 25-of-42 passing...**At N.Y. Jets (Dec. 23):** Started at RG and played all 91 snaps, blocking for an offense that racked up a season-high 540 yards, the most by the Packers since Sept. 15, 2013, vs. Washington (580 yards)...**Vs. Detroit (Dec. 30):** Started at LG and played 24 snaps there before moving to RG for the first nine snaps of the second half after T David Bakhtiari (hip) exited the game and McCray moved to LT and Taylor came in at LG. Left the game in the third quarter (abdomen).

2017: Played in 12 games with two starts (one at LG, one at RG), also seeing action on special teams...Was a healthy scratch in Week 1 vs. Seattle, missed two games (Weeks 12-13) due to a hand injury, and dressed, but did not play, in Week 14 at Cleveland...**Vs. Chicago (Sept. 28):** Made his first NFL start, opening at LG with Taylor shifting to LT in place of an injured Bakhtiari (hamstring). Played all 55 snaps and helped to block for Rodgers as he threw a season-high four TD passes...**At Minnesota (Oct. 15):** Played LG for the second half (38 snaps) in place of an injured Taylor (knee/ankle) and after McCray moved to RT in place of an injured Bulaga (concussion)...**Vs. Baltimore (Nov. 19):** Played five snaps on special teams and saw defensive action for the first time in his NFL career, appearing on one snap at DT late in the fourth quarter...**Vs. Minnesota (Dec. 23):** Came in at RG on the second play from scrimmage after T Jason Spriggs sustained a knee injury and McCray moved from RG to RT. Played the final 66 snaps of the game at RG, helping to protect QB Brett Hundley as the line allowed just one sack on the evening...**At Detroit (Dec. 31):** Started at RG for the first time in his career, opening in place of an injured Jahri Evans (knee) and appearing on all 68 snaps.

2016: Was released by the Packers in the final roster reduction on Sept. 3 and then was signed to the practice squad the next day...Spent the entire season on Green Bay's practice squad...**2016 Draft:** Was signed by the Packers as an undrafted free agent on June 1, 2016. Par-

ticipated in Green Bay's rookie orientation camp in May on a tryout basis.

COLLEGE: Lettered four seasons for the Blue Devils, seeing action in 44 career games with 26 starts...Finished out his career at Duke with 21 consecutive starts at LG... Earned his degree in history...**Senior season (2015):** Started all 13 contests at LG, earning honorable mention All-Atlantic Coast Conference recognition from the Atlantic Coast Sports Media Association and the conference's coaches...Helped pave the way for an offense that averaged 192.9 rushing yards per game...Part of a line that ranked No. 6 in the nation for fewest tackles for a loss allowed per game (4.15, No. 2 in ACC) and allowed just 17 sacks on the season...Named to ESPN's All-Bowl Team after helping Duke post 536 yards of total offense in an overtime win vs. Indiana in the New Era Pinstripe Bowl (Dec. 26), the first bowl victory for the Blue Devils since 1961...Part of an offensive line that blocked for three 100-yard rushers against the Hoosiers...**Junior season (2014):** Started 12 games at LG, missing one contest due to injury...Helped the offense become the first in school history to average 180-plus rushing yards and 210-plus passing yards per game...Blocked for QBs Anthony Boone and Thomas Sirk as they combined for 2,767 yards, 22 TDs and just eight INTs while completing 266 of 467 passes (57.0 pct.)...Part of an offensive line that blocked for RB Shaun Wilson as he broke a 20-year-old school record for rushing yards in a game with 245 yards and three TDs on 12 carries (20.4 avg.) during a 41-3 win vs. Kansas (Sept. 13)...**Sophomore season (2013):** Appeared in all 14 games with one start, helping the Blue Devils set school single-season records for total yards (5,966), points (459) and total first downs (298)...Also helped Duke to its first season with 25-plus passing and 25-plus rushing TDs...Member of Duke's first team to reach the ACC title game after securing the Coastal Division...His lone start on the season was at RT in the Chick-fil-A Bowl against Texas A&M (Dec. 31) in which Duke scored a school-record 48 points...Helped clear the way against the Aggies for Boone (427 passing yds.), RB Josh Snead (104 rushing yds.), WR Jamison Crowder (163 receiving yds.) and TE Braxton Deaver (116 receiving yds.) to give Duke its first-ever 300-yard passer, 100-yard rusher and two 100-yard receivers in a bowl game, and just the fourth combination in school history...**Redshirt freshman season (2012):** Played in five games after spending the first eight weeks of the season recovering from ankle surgery...Part of an offense that produced two 1,000-yard receivers (Crowder and WR Conner Vernon each had 1,074), just the second pair in ACC history to accomplish the feat.

PERSONAL: Given name Lucas Carter Patrick...Born in Brentwood, Tenn. ...Married, wife's name is Annie...His extended family (uncle's father-in-law on his mother's side) includes former Green Bay RB Tom Moore (1960-65)...**High school:** Attended Brentwood (Tenn.) High School, lettering four years in football and three years in rugby and track...Played both guard and tackle...**Community involvement:** Did a virtual visit with veterans at the Milwaukee VA Medical Center...Visited students at the Challenge Academy in Fort McCoy, Wis. ...Participated in the Green Bay Packers Give Back Bowling Event...Volunteered at a youth camp/pizza party at the University of Wisconsin-Green Bay...Supports the First Priority organization in Nashville, Tenn.

NFL debut: at Atlanta, 9/17/17
First NFL start: vs. Chicago, 9/28/17

CAREER TRANSACTIONS

- 2016 Signed by Green Bay Packers as undrafted free agent, June 1...Waived by Packers, Sept. 3...Signed by Packers to practice squad, Sept. 4.
- 2017 Re-signed by Packers, Jan. 24.
- 2018 Re-signed by Packers as exclusive-rights free agent, April 17.
- 2019 Re-signed by Packers as exclusive-rights free agent, March 15...Signed contract extension, Dec. 28.

LUCAS PATRICK'S NFL REGULAR SEASON STATISTICS

DATE	TEAM	GP	GS
2017	Packers	12	2
2018	Packers	14	4
2019	Packers	14	0
2020	Packers	16	15
NFL TOTALS		56	21

LUCAS PATRICK'S NFL POSTSEASON STATISTICS

DATE	TEAM	GP	GS
2017	Packers	2	0
2020	Packers	2	2
NFL TOTALS		4	2

WHERE TITLETOWN MEETS TINSELTOWN

- The 2008 release of *Leatherheads*, starring George Clooney and Renee Zellweger, was inspired by the tales of Johnny "Blood" McNally, who played for the Packers from 1929-33 and 1935-36. A native of New Richmond, Wis., Blood was inducted into the Pro Football Hall of Fame in 1963 as a charter member.
- Packers DT Don Stansauk (1950-51) became a professional wrestler after playing pro football and changed his name to H.B. (Hard Boiled) Haggerty. H.B. wrestled in the AWA for many years and was an eventual tag-team champion before setting his sights on becoming an actor, where he earned 58 credits in movies and television shows.
- Actor Matthew McConaughey's father was drafted by the Packers. The team selected James (Jim) McConaughey, an end, out of the University of Houston in the 27th round (319th overall) of the '53 draft. The elder McConaughey didn't see action in a league game.
- Alan Autry, who played Captain Bubba Skinner in the hit series *In the Heat of the Night*, also was drafted by Green Bay. GM/head coach Bart Starr selected him in the 12th round (296th overall) of the 1975 draft. During training camp, Autry met director Robert Altman, who would give him a small part in the 1978 film *Remember My Name*. Autry's legal name was Carlos Brown (including his 1975-76 Packers tenure) until 1981, when he changed it while filming *Southern Comfort*, after meeting his biological father. Autry now owns a production company, and produced and starred in his first full-length film, *The Legend of Jake Kincaid*.
- The Packers were the subject of a 1937 MGM/UA movie, *Pigskin Champions*. (Below, Don Hutson and Arnie Herber collect autographs from one of their "co-stars," Pete Smith, while in Hollywood.)
- Brett Favre made a cameo in the comedy *There's Something About Mary* (Cameron Diaz, Ben Stiller), as Mary's mysterious boyfriend.
- Gary Kafelc, Lambeau Field's former P.A. announcer who also caught the game-winning touchdown in the stadium's inaugural game, was an actor as well. Using the screen name Gary Kincaid, he had roles in *Palm Springs Weekend* (1963) and other films.

- Ray Nitschke had roles in *The Longest Yard* (1974), starring Burt Reynolds, and *Head* (1968).
- Offensive lineman Matt Willig appeared in all 16 games for the Packers during the 1998 season. Since his playing career ended in 2005, Willig has become a successful actor, having appeared in a number of popular television shows including *Dexter*, *Chuck* and *Cold Case*, and has also landed a handful of roles in various films.
- Wide receiver Greg Jennings showed his versatility when he made a guest appearance on the CBS television series *Criminal Minds* in May 2010. His brief speaking role saw him play a Behavioral Analysis Unit technician.
- Donald Driver, the franchise's all-time leading receiver, won the 14th season of ABC's hit television show *Dancing With the Stars* in May 2012. He partnered with Peta Murgatroyd to defeat 11 other pairs and become the third football player to win the Mirror Ball Trophy.
- Aaron Rodgers appeared in an episode of NBC's hit comedy *The Office*, during the show's final season. In his brief role, Rodgers served as a judge for the fictional television show *America's Next A Capella Sensation*.
- Rodgers also competed on an episode of *Celebrity Jeopardy!* in 2015, earning \$50,000 for charity with a first-place finish, and served as a guest host for 10 episodes of *Jeopardy!* in 2021.
- Five Packers showed off their singing and dancing moves in the 2015 movie *Pitch Perfect 2*, including David Bakhtiari, Don Barclay, T.J. Lang, Clay Matthews and Josh Sitton.



When the Green Bay Packers were making their film "Pigskin Champions" in California last March, they made the rounds of the studios and collected a variety of autographs. Here is the star forward making appearances. Around Herber, (right), and Donald Hutson, get signatures on a football of Pete Smith, center, star who died the following picture. "Pigskin Champions" opened in theaters in 1937. (AP Photo)

25 WILL REDMOND

Ht: 5-11 Wt: 186 Born: December 28, 1993

NFL Games Played/Started: 31/5

Acquired: FA-18

Safety // Mississippi State

Sixth NFL Season // Fourth Packers Season



PRO HIGHLIGHTS:

➤ In 2020, matched his career high with 13 games played, starting one, and posted 24 tackles (18 solo), two quarterback hits, one pass defended and four special teams tackles. Also saw action on defense and special teams in both postseason contests.

➤ Set career highs in 2019 in games played (13), starts (four), total tackles (30), solo tackles (23) and passes defended (one). Also appeared in both postseason contests, recording a solo tackle on defense along with a tackle on special teams.

➤ Led the team with a career-high eight tackles on special teams during the 2019 season.

➤ Made his first NFL start in Week 4 of the 2019 season vs. Philadelphia, opening as a third safety and leading the secondary with a career-high eight tackles (seven solo). Matched his career high in tackles vs. Oakland in Week 7 in 2019.

➤ After being released by the Kansas City Chiefs following the 2018 training camp, spent Weeks 2-9 on the Packers' practice squad before being elevated to Green Bay's active roster, where he would go on to play in five games before being placed on injured reserve (shoulder) on Dec. 22, 2018.

➤ Was originally selected by the San Francisco 49ers in the third round (No. 68 overall) of the 2016 NFL Draft and spent his entire rookie season on injured reserve (knee) and the first eight games of the 2017 season on injured reserve (ankle).

2020 SEASON: Played in 13 games with one start, logging 24 tackles (18 solo), two QB hits, one pass defended and four special teams tackles...Inactive in Weeks 9-10 (shoulder) and Week 16 (concussion)...Played in both postseason contests, appearing on defense and special teams...**At Minnesota (Sept. 13):** Appeared on 24 plays on defense and 18 plays on special teams, logging two tackles (both solo) on defense. Also posted one assisted special teams tackle...**Vs. Detroit (Sept. 20):** Played on 12 snaps on defense and 23 snaps on special teams, finishing with a solo tackle, a QB hit and a pass defended...**At New Orleans (Sept. 27):** Played on 32 snaps on defense and 24 snaps on special teams, logging three tackles (two solo) and one special teams tackle...**Vs. Atlanta (Oct. 5):** Appeared on 39 defensive plays, registering five tackles (three solo) before exiting the game in the fourth quarter with an injury...**At Houston (Oct. 18):** Made his first start of the season in place of an injured Darnell Savage and made a season-high six tackles (three solo) while playing all 68 defensive snaps...**Vs. Chicago (Nov. 29):** Posted three tackles (all solo) while getting in on 30 defensive snaps. Also recorded a tackle in 16 plays of work on special teams...**At Detroit (Dec. 13):** Registered two tackles (both solo) while playing 44 snaps on defense...**At Chicago (Jan. 3):** Made two tackles (both solo) in 35 snaps of work on defense.

2019: Appeared in 13 games with four starts and posted 30 tackles (23 solo) and a pass defended...Led the team with a career-best eight tackles on special teams...Was inactive for three contests, two due to injury...Played in both playoff games and recorded a solo tackle on defense along with a tackle on special teams...**Vs. Philadelphia (Sept. 26):** Made his first NFL start, opening as a third safety and leading the secondary

AT A GLANCE ...

- In 2020, matched his career high with 13 games played, starting one, and posted 24 tackles (18 solo), two quarterback hits, one pass defended and four special teams tackles. Also saw action on defense and special teams in both postseason contests.
- Set career highs in 2019 in games played (13), starts (four), total tackles (30), solo tackles (23) and passes defended (one). Also led the team with a career-best eight tackles on special teams.
- After being released by the Kansas City Chiefs following the 2018 training camp, spent Weeks 2-9 on the Packers' practice squad before being elevated to Green Bay's active roster, where he would go on to play in five games before being placed on injured reserve (shoulder) on Dec. 22, 2018.
- Spent his entire rookie season (knee) and the first eight games of his second season (ankle) on injured reserve. After being released by the San Francisco 49ers on Oct. 31, 2017, was signed to the Kansas City Chiefs' practice squad on Nov. 9, 2017, where he would finish the season.
- Was selected by the San Francisco 49ers in the third round of the 2016 NFL Draft with the No. 68 overall pick.

with a career-high eight tackles (seven solo). Appeared on 26 snaps on defense before departing the game (concussion)...

At Dallas (Oct. 6): Saw significant action, appearing on 55 of 72 snaps and posting five tackles (all solo), including a tackle for a loss. Midway through the third quarter, came up to bring down RB Ezekiel Elliott for a 2-yard loss on a first-down run at the Green Bay 7. Also led the team with a career-high three tackles on special teams, including a stop of WR Tavon Austin for a 1-yard loss on a first-quarter punt return...**Vs. Detroit (Oct. 14):** Started and played 57 of 59 snaps, recording two tackles (one solo) and a pass defended. With the Packers trailing, 22-20, broke up QB Matthew Stafford's deep pass intended for WR Marvin Jones midway through the fourth quarter...**Vs. Oakland (Oct. 20):** Started and matched his career high with eight tackles (six solo). Made a key tackle late in the first half, hustling down the middle of the field to trip up TE Darren Waller at the Green Bay 3. Two plays later, QB Derek Carr fumbled the ball out of bounds in the end zone for a touchback...**At L.A. Chargers (Nov. 3):** Recorded three tackles (two solo) on defense and led the team with three tackles on special teams, matching his career high...**At San Francisco (NFC Championship, Jan. 19):** Played 24 snaps on defense, seeing increased time in the second half with S Adrian Amos sidelined due to injury (pectoral), and registered a solo tackle. Also recorded a tackle on special teams.

2018: After being released by the Chiefs on Sept. 1, was signed to the Green Bay Packers' practice squad on Sept. 11 and elevated to the active roster on Nov. 6...Played in five games for the Packers, seeing time on defense and special teams before being placed on injured reserve (shoulder) on Dec. 22...Posted a tackle on special teams.

2017: Spent the first eight games of the season on injured reserve (ankle)...Released by the 49ers on Oct. 31...Signed to the Chiefs' practice squad on Nov. 9.

2016: Spent his entire rookie season with San Francisco on injured reserve (knee)...**2016 Draft:** Selected by the 49ers in the third round (No. 68 overall).

COLLEGE: Played in 27 games with seven starts in three seasons (2013-15) at Mississippi State, totaling 99 tackles (69 solo), 5½ tackles for a loss, five INTs and 13 passes defended...Majorred in communications...**Senior season (2015):** Started all seven games played before suffering a season-ending knee injury...Registered 25 tackles (18 solo), two INTs and three passes defended...Hauled in his fourth career INT, which he returned 24 yards, and tallied five solo tackles at Southern Miss (Sept. 5) in his first career start...Halted a potential scoring drive in the first quarter of a win at Auburn (Sept. 26) with an INT at the 2-yard line, and also added four solo tackles and a QB hurry...**Junior season (2014):** Played in 12 games, recording 51 tackles (37 solo), three tackles for a loss, three INTs (tied for team high) and eight passes defended...Also added one kickoff return for 13 yards...Came down with a game-ending INT at LSU (Sept. 20) on a Hail Mary pass attempt, ensuring the Bulldogs' first win at Tiger Stadium since 1991...Totaled a career-high 10 tackles (six solo), includ-

ing one for a loss, in a win vs. Texas A&M (Oct. 4)...Registered five tackles (three solo) vs. Arkansas (Nov. 1) and made the game-clinching INT in the end zone with 15 seconds remaining to preserve Mississippi State's perfect record at the time...**Sophomore season (2013):** Played in eight games, compiling 23 tackles (14 solo), 2½ tackles for a loss and two passes defended...Made his collegiate debut vs. Bowling Green (Oct. 12) and recorded a solo tackle and a pass defended...**Freshman season (2012):** Sat out the season.

PERSONAL: Given name Will E. Redmond...Born in Memphis, Tenn. ...**High school:** Played on both sides of the ball for East High School in Memphis...Amassed over 1,000 total yards and 18 TDs as a passer, rusher, receiver and kick returner as a senior in 2011...Also tallied 51 tackles and four INTs as a defensive back...Rated as the No. 7 prospect in Tennessee by 247Sports and as the No. 21 safety prospect overall by Rivals.com.

NFL debut: at Seattle, 11/15/18
First NFL start: vs. Philadelphia, 9/26/19

CAREER TRANSACTIONS

- 2016 Selected by San Francisco 49ers in the third round of '16 NFL Draft (68th overall), April 29...Signed first contract, June 24...Placed on injured reserve (knee), Sept. 5.
- 2017 Placed on injured reserve (ankle), Sept. 3...Released by 49ers, Oct. 31...Signed by Kansas City Chiefs to practice squad, Nov. 9.
- 2018 Released by Chiefs, Sept. 1...Signed by Green Bay Packers to practice squad, Sept. 11...Signed from practice squad to active roster, Nov. 6...Placed on injured reserve (shoulder), Dec. 22.
- 2020 Re-signed by Packers as unrestricted free agent, March 27.
- 2021 Re-signed by Packers as unrestricted free agent, April 2.

WILL REDMOND'S NFL REGULAR-SEASON DEFENSIVE STATISTICS

YEAR	TEAM	GP	GS	TACKLES							INTERCEPTIONS					O. FUMB			ST			MISC			
				TK	S	A	TFL	YDS	SK	YDS	QBH	NO	YDS	LG	TD	PD	FF	FR	YDS	TK	S	A	FF	FR	S
2018	Packers	5	0	0	0	0	0	0	0	0	0	0	0	0	0	0	0	0	1	1	0	0	0	0	0
2019	Packers	13	4	30	23	7	1	2	0	0	0	0	0	0	1	0	0	0	8	6	2	0	0	0	0
2020	Packers	13	1	24	18	6	0	0	0	0	0	0	2	0	0	0	1	0	0	4	3	1	0	0	0
NFL TOTALS		31	5	54	41	13	1	2	0	0	0	2	0	0	0	2	0	0	13	10	3	0	0	0	0

WILL REDMOND'S NFL POSTSEASON DEFENSIVE STATISTICS

YEAR	TEAM	GP	GS	TACKLES							INTERCEPTIONS					O. FUMB			ST			MISC			
				TK	S	A	TFL	YDS	SK	YDS	QBH	NO	YDS	LG	TD	PD	FF	FR	YDS	TK	S	A	FF	FR	S
2019	Packers	2	0	1	1	0	0	0	0	0	0	0	0	0	0	0	0	0	1	1	0	0	0	0	0
2020	Packers	2	0	0	0	0	0	0	0	0	0	0	0	0	0	0	0	0	0	0	0	0	0	0	0
NFL TOTALS		4	0	1	1	0	0	0	0	0	0	0	0	0	0	0	0	0	1	1	0	0	0	0	0

SINGLE-GAME HIGHS: DEFENSIVE

Total Tackles 8 vs. Oakland Raiders, Oct. 20, 2019
 8 vs. Philadelphia Eagles, Sep. 26, 2019
Passes Defended 1 vs. Detroit Lions, Sep. 20, 2020
 1 vs. Detroit Lions, Oct. 14, 2019

Tackles For Loss 1 at Dallas Cowboys, Oct. 06, 2019
Special Teams Tackles 3 at Los Angeles Chargers, Nov. 03, 2019
 3 at Dallas Cowboys, Oct. 06, 2019

2020 GXG REGULAR SEASON (PACKERS)

DATE	OPPONENT	P/S	TK	S	A	SK	YDS	INT	PD	FF	FR
09/13	at Vikings	P	2	2	0	0	0	0	0	0	0
09/20	Lions	P	1	1	0	0	0	1	0	0	0
09/27	at Saints	P	3	2	1	0	0	0	0	0	0
10/05	Falcons	P	5	3	2	0	0	0	0	0	0
10/18	at Buccaneers	P	0	0	0	0	0	0	0	0	0
10/25	at Texans	S	6	3	3	0	0	0	0	0	0
11/01	Vikings	P	0	0	0	0	0	0	0	0	0
11/05	at 49ers	GAME INACTIVE/INJURY									
11/15	Jaguars	GAME INACTIVE/INJURY									
11/22	at Colts	P	0	0	0	0	0	0	0	0	0
11/29	Bears	P	3	3	0	0	0	0	0	0	0
12/06	Eagles	P	0	0	0	0	0	0	0	0	0
12/13	at Lions	P	2	2	0	0	0	0	0	0	0
12/19	Panthers	P	0	0	0	0	0	0	0	0	0
12/27	Titans	GAME INACTIVE/INJURY									
01/03	at Bears	P	2	2	0	0	0	0	0	0	0
2020 TOTALS		13-1	24	18	6	0	0	0	1	0	0

2020 GXG POSTSEASON (PACKERS)

01/16	Rams	P	0	0	0	0	0	0	0	0	0
01/24	Buccaneers	P	0	0	0	0	0	0	0	0	0
2020 TOTALS		2-0	0	0	0	0	0	0	0	0	0

2019 GXG REGULAR SEASON (PACKERS)

DATE	OPPONENT	P/S	TK	S	A	SK	YDS	INT	PD	FF	FR
09/05	at Bears	P	0	0	0	0	0	0	0	0	0
09/15	Vikings	P	0	0	0	0	0	0	0	0	0
09/22	Broncos	P	4	2	2	0	0	0	0	0	0
09/26	Eagles	S	8	7	1	0	0	0	0	0	0
10/06	at Cowboys	P	5	5	0	0	0	0	0	0	0
10/14	Lions	S	2	1	1	0	0	0	1	0	0
10/20	Raiders	S	8	6	2	0	0	0	0	0	0
10/27	at Chiefs	S	0	0	0	0	0	0	0	0	0
11/03	at Chargers	P	3	2	1	0	0	0	0	0	0
11/10	Panthers	P	0	0	0	0	0	0	0	0	0
11/24	at 49ers	INACTIVE									
12/01	at Giants	GAME INACTIVE/INJURY									
12/08	Washington	P	0	0	0	0	0	0	0	0	0
12/15	Bears	P	0	0	0	0	0	0	0	0	0
12/23	at Vikings	P	0	0	0	0	0	0	0	0	0
12/29	at Lions	GAME INACTIVE/INJURY									
2019 TOTALS		13-4	30	23	7	0	0	0	0	1	0

2019 GXG POSTSEASON (PACKERS)

01/12	Seahawks	P	0	0	0	0	0	0	0	0	0
01/19	at 49ers	P	1	1	0	0	0	0	0	0	0
2019 TOTALS		2-0	1	1	0	0	0	0	0	0	0

12 AARON RODGERS

Ht: 6-2 Wt: 225 Born: December 2, 1983

NFL Games Played/Started: 197/190

Acquired: 01-05

Quarterback // California

17th NFL Season // 17th Packers Season



PRO HIGHLIGHTS:

► Ranks No. 3 in NFL history (min. 1,500 attempts) in career passer rating (103.9), No. 2 in TD/INT ratio (4.63, 412/89) and No. 1 in interception percentage (1.35).

► Has been named the NFL's Most Valuable Player by The Associated Press three times in his career (2011, 2014, 2020), one of only four players (since 1961) to win the league MVP three-plus times (Peyton Manning, Tom Brady, Brett Favre).

► Has posted the top two single-season passer-rating marks in league history (122.5 in 2011, 121.5 in 2020).

► Was named to the 2010s All-Decade Team by the Pro Football Hall of Fame, one of two QBs (Brady) selected to the team by the HOF's 48-member selection committee.

► Has been selected to the Pro Bowl in nine of the last 12 seasons (2009, 2011-12, 2014-16, 2018-20), with his nine career selections tied for No. 1 in team history with T Forrest Gregg and Favre.

► Is the only player in league history to register 500-plus passing attempts and single-digit INTs in three straight seasons, having done it twice in his career (2014-16, 2018-20).

► Among QBs with 30-plus passing TDs in a season, holds three of the top four single-season marks in NFL history for TD/INT ratio, including a league-record 9.60 mark (48/5) in 2020.

► Has the only three seasons in NFL history with 40-plus TD passes and seven or fewer INTs (45/6 in 2011, 40/7 in 2016 and 48/5 in 2020).

► Set an NFL single-season record in 2018 with his interception percentage of 0.34 (two INTs on 597 attempts), besting the previous mark held by Chiefs QB Damon Huard (0.41 in 2006). Also set a league record in 2018 for consecutive passing attempts without an INT (402).

► Holds nine of the 10 lowest INT-percentage marks (min. 200 att.) in team history (NFL-record 0.34 in 2018, 0.70 in 2019, 0.95 in 2020, 0.96 in 2014, 1.15 in 2016, 1.20 in 2011, 1.29 in 2009, 1.40 in 2015, 1.45 in 2012). His nine seasons with 200-plus passing attempts and an interception percentage of 1.50 or less are the most in NFL history.

► Has led the league in INT percentage five times in his career (2009, 2014, 2018-20), joining Sammy Baugh as the only QBs in NFL history to lead the league in the category five times.

► Has posted four seasons (2014, 2018-20) with 500-plus passing attempts and five or fewer INTs, the most in NFL history ahead of three players with one (Sam Bradford, Alex Smith, Russell Wilson).

► Has recorded four of the six seasons in NFL history with 500-plus passing attempts and an INT percentage below 1.00 (2014, 2018-20).

► Has posted seven of the top eight streaks in team history for the most consecutive passing attempts without an INT.

► Set an NFL single-season record in 2018 with his interception percentage of 0.34 (two INTs on 597 attempts), besting the previous mark held by Huard (0.41 in 2006).

AT A GLANCE ...

■ Ranks No. 3 in NFL history (min. 1,500 attempts) in career passer rating (103.9), No. 2 in TD/INT ratio (4.63, 412/89) and No. 1 in interception percentage (1.35).

■ Has been named the NFL's Most Valuable Player by The Associated Press three times in his career (2011, 2014, 2020), one of only four players (since 1961) to win the league MVP three-plus times (Peyton Manning, Tom Brady, Brett Favre).

■ Has posted the top two single-season passer-rating marks in league history (122.5 in 2011, 121.5 in 2020).

■ Was named to the 2010s All-Decade Team by the Pro Football Hall of Fame, one of two QBs (Brady) selected to the team by the HOF's 48-member selection committee.

■ Has been selected to the Pro Bowl in nine of the last 12 seasons (2009, 2011-12, 2014-16, 2018-20), with his nine career selections tied for No. 1 in team history with T Forrest Gregg and Favre.

■ Is the only player in league history to register 500-plus passing attempts and single-digit INTs in three straight seasons, having done it twice in his career (2014-16, 2018-20).

■ Among QBs with 30-plus passing TDs in a season, holds three of the top four single-season marks in NFL history for TD/INT ratio, including a league-record 9.60 mark (48/5) in 2020.

■ Has the only three seasons in NFL history with 40-plus TD passes and seven or fewer INTs (45/6 in 2011, 40/7 in 2016 and 48/5 in 2020).

■ Set an NFL single-season record in 2018 with his interception percentage of 0.34 (two INTs on 597 attempts), besting the previous mark held by Chiefs QB Damon Huard (0.41 in 2006). Also set a league record in 2018 for consecutive passing attempts without an INT (402).

■ In 190 career regular-season starts (since 2008), has posted 65 games with 300-plus passing yards (No. 5 in the NFL over that span), 119 without an interception (No. 1, min. 15 attempts) and 104 with a 100-plus passer rating (No. 2).

■ In the franchise record books, holds eight of the top nine single-season marks for passer rating (2009-14, 2016, 2020), five of the top seven for passing TDs (2011-12, 2014, 2016, 2020), seven of the top eight for completion percentage (2010-14, 2016, 2020) and five of the top seven for passing yards (2009, 2011, 2014, 2016, 2018).

Also set a league record in 2018 for consecutive passing attempts without an INT (402).

► Is one of only two QBs in NFL history with 50,000-plus passing yards and 3,000-plus rushing yards (John Elway).

► In 190 career regular-season starts (since 2008), has posted 65 games with 300-plus passing yards (No. 5 in the NFL over that span), 119 without an interception (No. 1, min. 15 attempts) and 104 with a 100-plus passer rating (No. 2).

► In the franchise record books, holds eight of the top nine single-season marks for passer rating (2009-14, 2016, 2020), five of the top seven for passing TDs (2011-12, 2014, 2016, 2020), seven of the top eight for completion percentage (2010-14, 2016, 2020) and five of the top seven for passing yards (2009, 2011, 2014, 2016, 2018).

► Is one of only two QBs in league history (Drew Brees, 2015-20) to record a 100-plus passer rating in six consecutive seasons (2009-14).

- Ranks No. 1 in team history in 300-yard games (65), games without an INT (120), games with a 100-plus rating (105) and rushing TDs by a quarterback (31).
- Has been named the *NFC Offensive Player of the Week* a franchise-record 18 times in his career (Weeks 13 and 16 of 2010; Weeks 1, 4 and 9 in 2011; Weeks 4 and 6 in 2012; Week 2 in 2013; Weeks 4, 7, 10 and 17 in 2014; Week 3 in 2015; Weeks 14 and 16 in 2016; Week 5 in 2017; Week 7 in 2019; Week 13 in 2020). Earned the honor at least once in eight consecutive seasons (2010-17).
- Has been named the *NFC Offensive Player of the Month* nine times in his career (October 2009, December 2010, September, October and November 2011, October 2012, November 2014, December 2016, December 2020).
- Threw 65 career TD passes to WR Jordy Nelson, making them the most productive TD duo in franchise history as they moved past Favre and Antonio Freeman (57) in 2016 vs. Minnesota (Week 16).
- Has played in 21 career postseason games, No. 3 in team history behind only Favre (22) and K Mason Crosby (22).
- Holds franchise career playoff records for TD passes (45) and 300-yard passing games (eight).

2020 SEASON: Started all 16 games for the ninth time in his career and completed 372 of 526 passes (70.7 pct.) for 4,299 yards and 48 TDs with five INTs...His 121.5 passer rating was the second-best single-season mark in league history behind only his 122.5 rating in 2011...Set single-season franchise records for passing TDs and completion percentage...Ranked No. 1 in the league in passer rating, passing TDs, completion percentage and interception percentage (0.95), the first QB to lead the NFL in all four categories since Steve Young in 1992...Led the NFL in TD/INT ratio for the fifth time in his career, the most among passing qualifiers since the 1970 AFL-NFL merger...His 9.60 TD/INT ratio was also the top mark in NFL history among QBs with 30-plus passing TDs in a season...Posted a 100-plus rating in 14 games on the season, the most in NFL history, and a 120-plus rating in 10 games, also the most in league annals...Set NFL single-season records for the most games with a 100-plus rating and two-plus TD passes (14) and the most games with a 100-plus rating and three-plus TD passes (12)...Registered a single-season NFL-record 10 games with three-plus passing TDs and no INTs, and his six games with four-plus TD passes/zero INTs tied the NFL mark (Manning, 2013)...Set a single-season team mark with four-plus TD passes in seven games...Posted a completion percentage of 70-plus with multiple TD passes in 10 games, the most in a season in NFL history...Became the first QB in league history to lead the NFL in INT percentage in three straight seasons (2018-20), joining Baugh as the only QBs to lead the league in the category five times...Ranked No. 3 in the NFL in yards/attempt (8.2)...Was named the league's Most Valuable Player by AP for the third time in his career (2011, 2014), joining Manning, Brady and Favre as the only players to earn the honor three-plus times since 1961...Earned first-team All-Pro honors from AP for the third time in his career (2011, 2014), joining Favre (1995-97) as the only QBs in franchise history to earn first-team recognition multiple times...Was named the league MVP by the PFWA and also earned first-team All-NFL honors from the PFWA...Was named the NFC Offensive Player of the Year by the Committee of 101 for the third time in his career (2011, 2014)...Was selected to his ninth career Pro Bowl, matching Favre and Gregg for the most selections in team history...Became the first QB in league history to throw 40-plus TD passes in three different seasons (2011, 2016, 2020) and the second QB (Manning) to throw 45-plus TD passes in two different seasons (2011, 2020)...Eclipsed the 4,000-yard passing mark for his third straight season, the first QB in franchise history to do so, and in his team-record

ninth season overall...Averaged 8.0-plus yards per passing attempt in a league-high 12 games, the fourth most in a season in league history (he had 13 games in 2011)...Threw 25 TD passes in the second quarter, four more than any other QB in NFL history in a season in any quarter...Ranked No. 1 in the NFL (min. 50 att.) in red-zone passer rating (119.1), the top mark in the NFL since Manning (120.7 in 2013)...Threw 35 TD passes in the red zone with no INTs, the most without an interception since Manning (37/0) in 2013...Ranked No. 2 in the league (min. 75 att.) with a 113.4 passer rating on third down, completing 86 of 135 passes for 1,328 yards (No. 1 in the NFL) and 12 TDs (No. 3) with four INTs...Ranked No. 1 in the NFL with an average of 9.8 yards per attempt on third down, the second-best average of his career (10.9 in 2009)...Posted a league-best 137.5 rating on play-action passes (103 of 140, 1,160 yards, league-high 19 TDs, zero INTs)...Was tied for No. 1 in the league with 14 passes of 40-plus yards on the season and six TDs of 40-plus yards...Ranked No. 1 in the NFL with three TD passes of 70-plus yards...Threw a TD pass to 11 different players, the most in a season in team history...Rushed for 149 yards and three TDs on 38 carries (3.9 avg.)...Also started both postseason contests, connecting on 56 of 84 passes (66.7 pct.) for 642 yards and five TDs with one INT for a 104.4 rating...**At Minnesota (Sept. 13):** Completed 32 of 44 passes (72.7 pct.) for 364 yards and four TDs with no INTs for a 127.5 rating, just the second time in his career that he posted 30-plus completions, 350-plus passing yards, four-plus TDs and no INTs in a game (vs. Washington; Sept. 15, 2013). His 364 passing yards were the most in a season opener in team history. Connected on four passes of 35-plus yards (45, 40, 39, 38), matching his single-game career high (vs. San Francisco; Dec. 5, 2010). Completed 20 passes for 337 yards and four TDs to WRs Davante Adams, Allen Lazard and Marquez Valdes-Scantling, just the second time since the NFL merger that the Packers had a WR corps register 20-plus catches for 300-plus yards and four-plus TDs in a single game (vs. Denver; Oct. 2, 2011)...**Vs. Atlanta (Oct. 5):** Threw for 327 yards and four TDs with no INTs on 27-of-33 passing (81.8 pct.) for a 147.5 rating, just the third game in his career that he posted a completion percentage of 80-plus, 325-plus passing yards, four-plus passing TDs and zero INTs (vs. Washington in 2013, vs. Oakland in 2019). Completed all 20 of his passes targeted for RBs and TEs as those position groups finished with 20 receptions for 241 yards (12.1 avg.) and four TDs, the third-most receiving yards by Green Bay's RBs/TEs in a game since the 1970 merger behind only the 285 yards at Tampa Bay in 1980 and the 269 vs. Washington in 1983...**At San Francisco (Nov. 5):** Threw for 305 yards and four TDs with no INTs on 25-of-31 passing (80.6 pct.) for a 147.2 passer rating. It was his fourth career game with 300-plus passing yards, four-plus passing TDs, zero INTs and a completion percentage of 80-plus, the second most in NFL history behind only Brees (five). Threw a 52-yard TD pass to Valdes-Scantling with just under two minutes remaining in the first half, his 40th TD pass of 50-plus yards since 2008, the most in the NFL over that span...**Vs. Jacksonville (Nov. 15):** Completed 24 of 34 passes (70.6 pct.) for 325 yards and two TDs with one INT for a 108.1 rating, including a 78-yard TD pass to Valdes-Scantling on the first play of the second quarter, his longest completion since an 80-yard TD to Nelson vs. the N.Y. Jets on Sept. 14, 2014. It marked his 19th career TD pass of 70-plus yards, tied with Brees for the most in NFL history...**At Indianapolis (Nov. 22):** Connected on 27 of 38 passes (71.1 pct.) for 311 yards and three TDs with one INT (110.7 rating), the first time in franchise history that a QB posted three straight games with 300-plus passing yards and a completion percentage of 70-plus percent...**Vs. Chicago (Nov. 29):** Threw for four TDs and 211 yards on 21-of-29 passing (72.4 pct.). His fourth TD pass of the game, a 39-yarder down the middle to TE Robert Tonyan with 6:30 remaining in the third quarter, put him over the 50,000-yard passing mark for

his career, just the 11th player in league history to eclipse that total. Reached 50,000 yards on his 6,436th attempt, the second fastest to 50,000 in NFL annals behind only Ben Roethlisberger (6,361). Posted a completion percentage of 70-plus and multiple TD passes in his fourth straight game for the first time in his career... **Vs. Philadelphia (Dec. 6):** Completed 24 of 35 passes (68.6 pct.) for 295 yards and three TDs with no INTs for a 128.9 rating. On his third TD pass of the game, a 9-yarder to Adams midway through the third quarter, became the seventh QB in NFL history to throw 400 TD passes in his career. Became the fastest to reach 400 TD passes in terms of attempts (6,462; previous low was Manning's 7,226) and games (193; previous low was Brees' 205). Also set the NFL mark for fewest INTs at the time of his 400th TD pass with 88 (Brady, 143). Completed 13 of 14 passes in the first half, a career-high 92.9 percentage (min. 10 att.) as he posted a 90-plus completion percentage in a first half for the second time on the season (11 of 12, 91.7 percent vs. Minnesota in Week 8) after never doing so in a first half prior to 2020. Threw a 25-yard TD pass to Tonyan in the second quarter, his fifth straight game with a TD pass of 25-plus yards, the longest streak in team history (his previous highs were four-game streaks in 2011 and 2014). Earned NFC Offensive Player of the Week honors for his performance... **At Detroit (Dec. 13):** Threw for 290 yards and three TDs with no INTs on 26-of-33 passing (78.8 pct.) as he set an NFL single-season record for the most games with three-plus TD passes and zero INTs with his ninth of the season. Became the first QB in NFL history to throw multiple TD passes and post a completion percentage of 70-plus in six consecutive games. Scored on a 6-yard TD run in the third quarter, the 30th rushing TD of his career as he surpassed QB Tobin Rote (29) for the most by a QB in franchise history... **Vs. Tennessee (Dec. 27):** Threw for 231 yards and four TDs with one INT on 21-of-25 passing (84.0 pct.) for a 128.1 rating. Threw three TD passes in the first half for the sixth time on the season, breaking Manning's single-season mark (five times in 2004). With his four TD passes, brought his career total to 218 at Lambeau Field, the most in history at the stadium as he moved out of a tie for No. 1 with Favre (214)... **At Chicago (Jan. 3):** Connected on 19 of 24 passes (79.1 pct.) for 240 yards and four TDs with no INTs for a season-high 147.9 passer rating. It marked his sixth career game vs. Chicago with four plus TD passes and no INTs, the first QB in NFL history to register six such games against a single opponent. Midway through the second quarter on third-and-4, found Valdes-Scantling down the middle of the field for a 72-yard TD pass, his 46th TD pass of the season as he surpassed the single-season franchise record set by him in 2011 (45). It marked his 20th career TD pass of 70-plus yards, the most in NFL history. Posted three TD passes in the first half alone for the seventh time on the season, further extending his NFL record... **Vs. L.A. Rams (NFC Divisional, Jan. 16):** Connected on 23 of 36 passes for 296 yards and two TDs (108.1 rating), joining Ravens QB Joe Flacco as the only players in NFL history to throw multiple TD passes in eight straight postseason games. Brought his career playoff passing-yardage total to 5,322 as he moved past Favre (5,311) for the franchise record. His 23 completions gave him 448 for his career in the postseason as he moved past Favre (438) for No. 1 in team playoff history. With the two TD passes, brought his career playoff total to 42 as he moved past Manning (40) for No. 4 on the all-time NFL postseason list. Scored on a 1-yard TD run late in the first half, his first rushing TD in the playoffs since the 2010 NFC title game at Chicago. Sealed the win with a 58-yard TD pass down the middle to Lazard with 6:52 remaining in the game to give Green Bay a 32-18 lead that would prove to be the final score... **Vs. Tampa Bay (NFC Championship, Jan. 24):** Completed 33 of 48 passes (68.8 pct.) for 346 yards and three TDs with one INT (101.6 rating), his ninth straight postseason game with multiple TD passes, the longest streak in NFL history. Brought his career passing-TD total in the playoffs to 45, tying QB Joe

Montana for No. 2 in league annals. Posted a 100-plus passer rating and three-plus passing TDs for the seventh time in the playoffs, No. 2 in NFL history behind only Brady (11). Set a franchise single-game playoff record with 33 completions, eclipsing his previous mark of 31 (twice). Found Valdes-Scantling for a 50-yard TD pass early in the second quarter, becoming the first QB in franchise history to throw a TD pass of 50-plus yards in back-to-back playoff games.

2019: Started all 16 games and completed 353 of 569 passes (62.0 pct.) for 4,002 yards and 26 TDs with four INTs for a 95.4 rating as he was selected to his eighth career Pro Bowl... It marked his second consecutive season with 4,000-plus passing yards, 25-plus passing TDs and four or fewer INTs, the only QB in NFL history to achieve those totals in a single season... Led the league in INT percentage (0.70), the second-best single-season mark in franchise history (min. 200 att.) behind only his NFL-record 0.34 percentage in 2018... Was tied for the league lead in zero-INT games (min. 15 att.) with 12... Was tied for No. 8 in the NFL in TD passes... Completed 12 passes of 40-plus yards on the season, which was tied for No. 4 in the NFL... Completed a pass of 25-plus yards to 11 different players on the season, tied for the most in a season in team history (1988 and 2018)... Rushed for 183 yards and a TD on 46 carries (4.0 avg.)... Started both playoff games and completed 47 of 66 passes (71.2 pct.) for 569 yards and four TDs with two INTs for a 104.9 rating... **Vs. Oakland (Oct. 20):** Set a single-game franchise record (min. 15 att.) with a perfect 158.3 passer rating after connecting on 25 of 31 passes (80.6 pct.) for a season-high 429 yards and five TDs with no INTs, eclipsing the previous franchise mark of 155.4 by him at Cleveland in 2009. Also posted a rushing TD (3-yarder in the third quarter), making him just the second QB in NFL history (Washington QB Mark Rypien; Nov. 10, 1991) to throw for 400-plus yards with five-plus passing TDs, a rushing TD and no INTs. Posted the third-most passing yards in a game with a perfect passer rating (since 1950). His fourth TD pass of the day (3-yarder to TE Jimmy Graham in the third quarter) was the 350th of his career as he reached the mark in his 172nd career game, the fastest to 350 TD passes in NFL history (Brees, 180 games). His average of 13.84 yards per attempt was a single-game career high (min. 15 att.) and was the best by a Green Bay QB since Favre registered a 14.52-yard average (363 yards on 25 att.) at Indianapolis on Nov. 16, 1997. His 13.84-yard average was the best in team history in a game with 30-plus attempts. Threw TD passes to two different RBs (21-yarder to Aaron Jones in the first quarter, 2-yarder to Jamaal Williams in the second quarter) for the first time in his career. Threw a 20-plus-yard completion to six different players on the afternoon, the most in a game by the Packers since Dec. 12, 1983, at Tampa Bay (also six players). Completed a career-high nine passes of 20-plus yards, the most by a Green Bay QB since Favre had nine at Oakland on Dec. 22, 2003. Earned NFC Offensive Player of the Week honors for his performance, his franchise-record 17th time winning the award... **At Kansas City (Oct. 27):** Threw for 305 yards and three TDs with no INTs on 23-of-33 passing (69.7 pct.) for a 129.0 rating, giving him back-to-back games with 300-plus passing yards, three-plus passing TDs and no INTs for the sixth time in his career (no other QB in team history has done it once). All three of his TD passes went to RBs (two to Jones, one to Williams), the first time the Packers had three TD passes to RBs in a single game since Favre threw two to RB Edgar Bennett and one to RB Dorsey Levens vs. Chicago on Nov. 12, 1995. After the Chiefs tied the game at 24 with just over nine minutes remaining, connected with a split-out Jones on a screen that he took 67 yards for what proved to be the game-winning TD, giving him a TD pass of 65-plus yards in the fourth quarter of back-to-back games as he became the first Packers QB to do so since Arnie Herber in 1935... **At Minnesota (Dec. 23):** Saw his streak of consecutive passing attempts without an INT come to an end at 277 when

he was picked off by S Anthony Harris early in the second quarter, the third-longest streak in franchise annals behind his NFL-record streak of 402 in 2018 and QB Bart Starr's streak of 294 in 1964-65...**Vs. Seattle (NFC Divisional, Jan. 12):** Threw for 243 yards and two TDs with no INTs on 16-of-27 passing (59.3 percent) for a 113.7 passer rating, the seventh time in his career that he posted a 110-plus rating in a playoff game, the second most in NFL history to that point behind only Brady (eight). Completed 7 of 9 passes (77.8 percent) for 121 yards and a TD for a 155.8 rating on third down, the second-highest postseason rating of his career on third down behind only his perfect 158.3 rating vs. Dallas in the 2014 postseason. Had two key third-down completions on Green Bay's final drive of the game as the offense ran out the clock in the 28-23 win, the first one a perfectly placed ball to Adams on third-and-8 from the Green Bay 22 for a 32-yard gain and the second a 9-yard completion over the middle to Graham on third-and-9...**At San Francisco (NFC Championship, Jan. 19):** Completed 31 of 39 passes (79.5 pct.) for 326 yards and two TDs with two INTs for a 97.2 rating. Moved past Favre (39) in the franchise record book for the most TD passes in the playoffs by throwing the 40th of his career, reaching the 40-TD mark in his 19th career postseason game, the fastest to 40 TD passes in NFL history (Montana, 20 games). Tied his own single-game franchise postseason record for the most completions (at Atlanta, Jan. 15, 2011) and posted the second-highest completion percentage (min. 20 att.) behind only his mark of 86.1 (31 of 36) at Atlanta in 2011. Posted his seventh career 300-yard passing game, moving past Montana into sole possession of the No. 4 spot in NFL postseason history.

2018: Started all 16 games and completed 372 of 597 passes (62.3 percent) for 4,442 yards and 25 TDs with two INTs for a 97.6 passer rating...Was selected to his seventh career Pro Bowl...Set an NFL single-season record with his INT percentage of 0.34, eclipsing the previous mark held by Huard (0.41 in 2006)...His two INTs on the season were the fewest in league history among QBs with 500-plus attempts, besting the mark of five by him (2014), Bradford (2016) and Smith (2017)...Also set the franchise mark for fewest INTs in a season (min. 200 att.) as he bested Starr's record of three INTs on 251 attempts in 1966...Became just the third QB in NFL history with 25-plus passing TDs and two or fewer INTs in a season (Eagles QB Nick Foles, 27/2 in 2013; Brady, 28/2 in 2016)...His 372 completions tied him for the second-best mark (Favre, 2005) in team history behind only his own mark of 401 completions in 2016...Led the NFL with 13 zero-INT games (min. 15 att.), tied for the most in a season in franchise history with his mark in 2014...Ranked No. 6 in the league in passing yards, a yardage total that ranks No. 3 in team history behind only his 4,643 yards in 2011 and QB Lynn Dickey's 4,458 yards in 1983...Led the league with nine completions of 50-plus yards and was tied for the league lead with 16 completions of 40-plus yards...Completed a pass of 50-plus yards to a franchise-record seven different players on the season...Became the first QB in NFL history to post three games with 425-plus passing yards in a season...Ranked No. 2 in the league with 1,249 yards passing on third down...Added 269 rushing yards on 43 carries (6.3 avg.) and rushed for 20 first downs, a 46.5 percentage that ranked No. 2 in the NFL among players with 40-plus attempts...**Vs. Chicago (Sept. 9):** Completed 20 of 30 passes (66.7 percent) for 286 yards and three TDs with no INTs for a 130.7 passer rating as he led the Packers to the second-largest comeback win in Lambeau Field history after they trailed 20-0 late in the third quarter. It marked the first time in team annals that the Packers won a game after trailing by 17-plus points entering the fourth quarter. With just over nine minutes remaining in the second quarter, sustained a knee injury when he was sacked by DE Roy Robertson-Harris at the Green Bay 27. Was sidelined for the final three drives of the first half, but returned to action for the

second half. Completed 17 of 23 passes (73.9 percent) for 273 yards and three TDs in the second half (152.7 rating), with 212 yards and all three of his TD passes coming in the fourth quarter, both career highs. Early in the fourth quarter, connected with WR Geronimo Allison on a 39-yard TD pass, lofting the ball to him in the right corner of the end zone over CB Kyle Fuller. On the next drive, found Adams for a 51-yard completion to the Chicago 24 and then connected with him again three plays later for a 12-yard TD pass. Led the offense to a third straight TD drive, with each drive taking less than three minutes, threading the ball to WR Randall Cobb on a short pass over the middle as Cobb took it down the middle of the field for a game-winning 75-yard TD with 2:13 remaining...**At Washington (Sept. 23):** Completed 27 of 44 passes (61.4 percent) for 265 yards and two TDs with no INTs for a 93.5 rating. Eclipsed 5,000 career passing attempts in the game, with his 319 career TD passes at the time of his 5,000th attempt setting an NFL mark (Johnny Unitas, 284) and his 78 INTs also setting a league record (Donovan McNabb, 107)...**At Detroit (Oct. 7):** Threw for 442 yards and three TDs on 32-of-52 passing (61.5 percent) for a 108.0 rating, the second-best yardage output of his career behind only his 480-yard performance vs. Washington in 2013. Threw for 301 yards in the second half, the most in his career in a second half and the third most in either half in his career (335 yards vs. Washington in the first half in 2013, 315 vs. Chicago in the first half in 2014). Set a single-game franchise record with 23 passing first downs. Went over the 40,000-yard passing mark for his career, making him the fastest QB to 40,000 passing yards/300 passing TDs in NFL history by doing it in his 154th career game (Manning and Marino, 157 games)...**Vs. San Francisco (Oct. 15):** Became the first QB in team history to post back-to-back 400-yard passing games as he connected on 25 of 46 attempts for 425 yards and two TDs with no INTs for a 100.4 rating. Became the first QB in NFL history to register back-to-back 400-yard passing games with no interceptions. Part of an offense that featured three 100-yard receivers (Adams, 132; Graham, 104; Valdes-Scantling, 103) for just the second time in franchise history (Oct. 12, 1980, at Tampa Bay). Completed two passes of 50-plus yards (60-yarder to Valdes-Scantling and 54-yarder to Graham), matching his career high. After a CB Kevin King interception gave the offense the ball back with 1:07 in a tie game, led the offense on a 10-play, 81-yard drive that was capped off with Crosby's 27-yard game-winning FG as time expired. It marked his fifth straight game with 40-plus passing attempts, topping QB Don Majkowski (four-game streak in 1989) for the longest streak in team history...**Vs. Arizona (Dec. 2):** Posted his franchise-record eighth straight zero-INT game (min. 15 att.) as he surpassed his previous record of seven straight games in 2016. Brought his streak of consecutive attempts without an INT to 336, surpassing Starr's mark of 294 in 1964-65 for the top streak in franchise annals...**Vs. Atlanta (Dec. 9):** Brought his streak of consecutive attempts without an INT to an NFL-record 368 as he surpassed Brady's mark of 358 in 2010-11. Set the record on his 24-yard TD pass to Cobb in the third quarter. It marked his ninth consecutive zero-INT game (min. 15 att.), tied for the second-longest streak in NFL history behind only Brady (11 games in 2010). Posted a season-high 154.9 passer rating on third down, completing 5 of 6 passes for 70 yards and a TD. Added 44 rushing yards on just three carries, an average of 14.7 yards per carry that was the best in his career (min. three att.)...**At Chicago (Dec. 16):** Completed 25 of 42 passes (59.5 percent) for 274 yards with an interception, snapping his NFL-record streak of 402 consecutive attempts without an INT. Was picked off on a pass over the middle on third-and-goal from the 9 late in the fourth quarter, with S Eddie Jackson intercepting the deflected ball in the end zone. The pick snapped his streak of 225 consecutive attempts without an INT in the red zone...**At N.Y. Jets (Dec. 23):** Connected on a season-high 37 passes on 55 attempts (67.3 percent) for

442 yards and two TDs with no INTs for a 103.8 rating. Became the first QB in NFL history to have three 425-yard passing games in a season. His passing yardage tied the second-best single-game mark of his career and was his third 400-yard passing game of the season, further extending his single-season franchise record. Posted his 56th career game with 300-plus passing yards, the most in franchise history as he surpassed Favre (55). His completion total was the second most in franchise history behind only his 39 completions vs. Chicago on Oct. 20, 2016. It marked his 13th zero-INT game on the season, tying the franchise mark he set in 2014. Posted his third career game with 55-plus passing attempts and zero INTs, tying Brady for the most in NFL history. It marked his fifth career game with 50-plus attempts/zero INTs, the only ones in franchise history. Part of an offense that featured five players with 60-plus receiving yards for the first time in franchise history. Helped the offense rack up 35 first downs, the second most in a game in team annals behind only the 37 at Philadelphia on Nov. 11, 1962. Matched his career high with two rushing TDs, giving him his second career game with 400-plus passing yards, two-plus passing TDs and two rushing TDs, the only QB in NFL history to do so in a game. In overtime, led the offense on an eight-play, 75-yard drive, finishing it off with a 16-yard TD pass to Adams in the back of the end zone to give the Packers the win... **Vs. Detroit (Dec. 30)**: Started, but departed the game after three series (nine plays) due to a concussion.

2017: Started seven games on the season (Weeks 1-6, 15) and completed 154 of 238 passes (64.7 percent) for 1,675 yards and 16 TDs with six INTs for a 97.2 passer rating... Ranked No. 2 in the NFL in TD percentage (6.7), No. 8 in passer rating and No. 7 in completion percentage... Through Week 5, ranked No. 1 in the league in TD passes (13), No. 3 in TD percentage (6.9) and No. 5 in passer rating (104.1)... Added 126 rushing yards on 24 carries (5.3 avg.) on the season... Was placed on injured reserve on Oct. 20 (collarbone) and was sidelined for seven games (Week 7, Weeks 9-14) before being activated on Dec. 16... Was placed on injured reserve again (collarbone) on Dec. 19... **At Atlanta (Sept. 17)**: Threw his 300th career TD pass, a 1-yard left-handed shovel pass to RB Ty Montgomery in the fourth quarter, to become the fastest to 300 TD passes in league history by doing so on his 4,742nd career attempt (Manning, 5,306 attempts) and in his 144th career game (Manning and Marino, 157 games). Also set the NFL mark for the fewest career INTs at the time of his 300th TD pass with 74, easily besting the previous mark of 115 INTs by Brady... **Vs. Cincinnati (Sept. 24)**: Posted his fifth consecutive 300-yard passing game (313 yards on 28-of-42 passing), a franchise record as he surpassed his own mark of four straight games in 2011. Posted his first career win against the Bengals, giving him a victory against all 31 other teams in the league. On the offense's opening drive in OT, drew DE Michael Johnson offside on third down, giving the Packers a free play as he found Allison down the sideline near the Cincinnati 45 before Allison cut it back and took it down the field for a 72-yard gain to the 7-yard line to set up Crosby's game-winning 27-yard FG two plays later... **At Dallas (Oct. 8)**: Threw for 221 yards and three TDs on 19-of-29 passing (65.5 percent), his third straight game with three-plus TD passes. Helped lead the Packers to a 35-31 victory after trailing, 21-6, late in the first half, the second time in three games that the Packers overcame a deficit of 14-plus points (first time since 1989). Led the offense on a nine-play, 75-yard game-winning drive in just 1:02, finding Adams for a 12-yard TD on a back-shoulder throw with 11 seconds remaining to give Green Bay the win. Earned NFC Offensive Player of the Week honors for his performance, the 16th time in his career that he had won the award and the eighth consecutive season that he had earned the honor at least one time... **At Minnesota (Oct. 15)**: Started and completed 2 of 4 passes for 18 yards, but sustained a broken right col-

larbone on the second series on a hit from LB Anthony Barr after he released the ball as he rolled out to his right... **At Carolina (Dec. 17)**: Returned to action after missing the previous seven contests, completing 26 of 45 passes for 290 yards and three TDs with three INTs for a 71.5 rating.

2016: Started all 16 games for the third straight season and completed 401 of 610 passes (65.7 percent) for 4,428 yards and 40 TDs with seven INTs for a 104.2 passer rating... Ranked No. 1 in the league in TD passes, the first Green Bay QB to do so since Favre in 2003... Set a franchise single-season record for completions... Ranked No. 2 in the NFL in TD percentage (6.6), No. 4 in passer rating and passing yards and No. 3 in TD/INT ratio (5.71)... Was selected to the Pro Bowl for the third straight season and the sixth time in his career, but did not play due to injury... Became the first QB in NFL history to register 4,000-plus passing yards, 400-plus completions, 40-plus TD passes and fewer than 10 INTs in a season... Ranked No. 2 in the NFL with a third-down passer rating of 116.2, completing 101 of 153 passes for 1,391 yards and 16 TDs with five INTs... Over the final seven games of the season, completed 168 of 241 passes (69.7 percent) for 2,018 yards and 18 TDs with no INTs for a 120.0 passer rating... Rushed for a career-high 369 yards and a team-leading four TDs on 67 carries (5.5 avg.), the highest rushing-yardage total by a Green Bay QB since Rote (398 yards) in 1956... Ranked No. 3 in the NFL among QBs in rushing yards, No. 5 in yards per carry (min. 40 att.) and tied for No. 5 in rushing TDs... Posted seven games with 25-plus rushing yards, matching his career high set in 2015... Posted a 103.8 passer rating in the postseason, completing 80 of 128 passes (62.5 percent) for 1,004 yards and nine TDs with two INTs... Had 13 completions of 25-plus yards in the playoffs, the most in a single postseason in team annals... **Vs. Detroit (Sept. 25)**: Posted a 129.3 passer rating, connecting on 15 of 24 passes for 205 yards and four TDs with no INTs, with all four of the TD passes coming in the first half. It marked just the second time in his career that he had thrown four-plus TD passes in a first half (six vs. Chicago, Nov. 9, 2014)... **Vs. Chicago (Oct. 20)**: Set a single-game franchise record with 39 completions, eclipsing the previous high of 36 by Favre at Chicago on Dec. 5, 1993. Posted 326 yards on 39-of-56 passing with three TDs and no INTs for a 102.2 rating, with all three TD passes coming in the second half. Completed 10-plus passes to three different receivers (Adams, 13; Cobb, 11; Montgomery, 10), becoming just the second QB in NFL history (Patriots QB Drew Bledsoe, Nov. 13, 1994) to accomplish that feat in a regular-season game... **At Atlanta (Oct. 30)**: Threw for 246 yards and four TDs with no INTs on 28-of-38 passing for a 125.5 passer rating. It marked his 18th career game with four-plus TD passes as he moved past Unitas (17) for No. 6 on the all-time list. All four of his TD passes were to different players, with three of them (WRs Jeff Janis, Trevor Davis and Allison) recording the first regular-season TD catches of their career. Posted a career-high 60 rushing yards on just six carries (10.0 avg.), the best mark by a Green Bay QB since Majkowski's 88-yard line outing at Detroit on Sept. 30, 1990... **Vs. Seattle (Dec. 11)**: Completed 18 of 23 passes for 246 yards and three TDs with no INTs for a season-best 150.8 passer rating, his fourth straight game with a 100-plus rating. It marked his eighth straight game with two-plus TD passes, the second-longest streak of his career behind only a 13-game streak in 2011. Earned NFC Offensive Player of the Week honors for his performance, the 14th time he had won the award in his career... **Vs. Minnesota (Dec. 24)**: Threw for 347 yards and four TDs with no INTs on 28-of-38 passing for a 136.6 rating. Threw two TD passes to Nelson as the duo set the franchise record for the most productive TD combination in franchise history (59), surpassing Favre and Freeman's mark of 57. In addition to his four passing TDs, added a 6-yard rushing TD with 24 seconds remaining in the first half to give

Green Bay a 28-13 lead at the break. Was named the NFC Offensive Player of the Week, further extending his franchise record by winning the award for the 15th time in his career... **At Detroit (Jan. 1):** Set a then-franchise record with his seventh straight zero-INT game, completing 27 of 39 passes for 300 yards and four TDs for a 126.0 passer rating as the Packers won their fourth division title in five years. Became the first QB in team history to register back-to-back games in the same season with 300-plus passing yards, four-plus TDs and no INTs. It marked his 20th career game with four-plus TD passes as he moved past Favre (19) for the franchise record... **Vs. N.Y. Giants (NFC Wild Card, Jan. 8):** Completed 25 of 40 passes for 362 yards and four TDs for a 125.2 rating, becoming just the fourth QB in NFL history to throw for 350-plus yards, four-plus TDs and zero INTs in a playoff game (Manning, Kurt Warner, Smith). Tied the single-game franchise playoff record with the four TD passes and became the first QB in team history to record two games with four-plus passing TDs in the postseason (at Arizona, Jan. 10, 2010). Posted his sixth career playoff game with three-plus TD passes, topping Favre (five) for the franchise mark. Also extended his team playoff record with his fifth career 300-yard game. Including the regular season, brought his streak of consecutive games without an INT to eight. On the final play of the first half, with the Packers facing a fourth-and-2 and no timeouts remaining, rolled out to his right and lofted a Hail Mary pass to Cobb in the back of the end zone for a 42-yard TD pass, his first of three TD passes in the game to Cobb, who tied the single-game NFL playoff record... **At Dallas (NFC Divisional, Jan. 15):** Threw for 355 yards and two TDs on 28-of-43 passing, his second straight game with 350-plus passing yards as he joined Brees as the only QBs in NFL history to post back-to-back 350-yard passing games in a single postseason. Became the first QB in team history to register back-to-back 300-yard passing games in the playoffs. Threw for 18 first downs, matching his playoff career high set at Atlanta on Jan. 15, 2011. On Green Bay's final possession, rolled out to his left to spin away from pressure on third-and-20, finding TE Jared Cook near the sideline for a 35-yard completion to the Dallas 33 to set up Crosby's game-winning 51-yard FG as time expired.

2015: Started all 16 games and posted a 92.7 passer rating, connecting on 347 of 572 passes (60.7 percent) for 3,821 yards and 31 TDs with eight INTs...Was selected to his fifth career Pro Bowl, but did not play due to injury...Was tied for No. 1 in the league in completions of 25-plus yards (39) and ranked No. 3 in TD/INT ratio (3.88) and INT percentage (1.40)...Ranked No. 5 among QBs with 344 rushing yards and a TD on 58 carries (5.9 avg.)...Completed 45 of 80 passes for 471 yards and four TDs with one INT for an 84.9 passer rating in the postseason... **At Chicago (Sept. 13):** Posted a 140.5 passer rating, the top mark of his career in a season opener, as he connected on 18 of 23 passes (78.3 percent) for 189 yards and three TDs with zero INTs. Registered three TD passes/zero INTs/140-plus passer rating for the third straight game against Chicago (both contests in 2014), the lone QB in NFL history to do so against a single opponent (also did it vs. Minnesota, 2010-11). Also became the first QB in league annals to have 13 TD passes and zero INTs over a three-game span vs. one opponent... **Vs. Seattle (Sept. 20):** Connected on 25 of 33 passes (75.8 percent) for 249 yards and two TDs with no INTs for a 116.9 passer rating. Dating back to 2014, completed 75.0 percent or more of his passes for the fourth straight regular-season game (min. 20 att.), the first QB in team history to accomplish that feat... **Vs. Kansas City (Sept. 28):** Threw for 333 yards and a season-best five TDs on 24-of-35 passing (68.6 percent) for a 138.5 passer rating, his 14th straight home game with a 100-plus passer rating (min. five att.). Threw for five-plus TDs for the fourth time in his career, topping Favre's franchise record of three. Tied an NFL record (Warner, 1999-2000) by posting a 100-plus

passer rating in his 10th straight home game (min. 15 att.) in the regular season. Was named the NFC Offensive Player of the Week for his performance, the 13th time in his career he had won the weekly award as he surpassed Favre (12) for the team record... **Vs. St. Louis (Oct. 11):** Threw for 241 yards and two TDs on 19-of-30 passing. Was picked off by LB James Laurinaitis on a ball that was tipped at the line in the first quarter, his first interception at Lambeau Field since Dec. 2, 2012. The INT snapped a streak of 492 attempts and 44 TD passes at home without an INT (both NFL records), and including playoffs, 586 straight attempts and 49 TD passes. Had his first two-INT game at Lambeau Field since Oct. 24, 2010, vs. Minnesota, snapping a streak of 33 straight home starts without throwing two INTs in a game, the longest streak in the NFL during the Super Bowl era... **Vs. Detroit (Nov. 15):** Completed a season-high 35 passes on 61 attempts for 333 yards and two TDs with no INTs. Set a franchise single-game record for the most passing attempts without an INT. Posted 50-plus yards passing to five different receivers on the day, the first time doing so in his career... **At Detroit (Dec. 3):** Threw for 273 yards and two TDs with one INT on 24-of-36 passing, a performance that culminated with his 61-yard Hail Mary TD pass to TE Richard Rodgers with no time on the clock to give Green Bay a thrilling 27-23 win. Helped lead the Packers back from a 17-point first-quarter deficit for the first time in franchise history. Green Bay also trailed by 20 points midway through the third quarter (20-0), just the third time in team annals that the Packers overcame a deficit of 20-plus points in the second half. With Green Bay trailing, 23-21, drew a facemask penalty on DE Devin Taylor with no time remaining to give the Packers one last untimed play at the Green Bay 39. On the TD pass, initially moved to his left before rolling out to his right to avoid pressure and buy time, heaving a pass from the Green Bay 35 that was caught by a leaping Rodgers in front of several Detroit defenders a few yards deep in the end zone. The 61-yard game-winner was the second-longest come-from-behind game-ending TD from scrimmage in the fourth quarter in NFL history behind only Lions QB Earl Morrall's 65-yard TD pass to TE Jim Gibbons on Dec. 4, 1960... **At Washington (NFC Wild Card, Jan. 10):** Completed 21 of 36 passes for 210 yards and two TDs with no INTs for a 93.5 passer rating. Helped lead the Packers back from an 11-point deficit, the second-biggest comeback in team playoff history and the largest by the Packers on the road in the postseason... **At Arizona (NFC Divisional, Jan. 16):** Threw for 260 yards and two TDs with one INT on 24-of-44 passing. Was without Adams (knee) for the entire game and without Cobb (chest) for the final three quarters as the Packers were reduced to three healthy WRs (James Jones, Janis, Jared Abbrederis). With less than a minute remaining in regulation and the Packers trailing, 20-13, rolled out to his left on fourth-and-20 from the Green Bay 4 and found Janis, who had gotten behind CB Justin Bethel, for a 60-yard completion to the Arizona 36. After an illegal-motion penalty on the Packers and an incompleting gave the offense one final play at the Arizona 41, again rolled out to his left, throwing a Hail Mary pass as he went to the ground just before LB Markus Golden could hit him, one that was hauled in by Janis in the end zone as he made the leaping grab over CB Patrick Peterson with no time left on the clock. The reception, along with Crosby's extra point, sent the game into overtime. It marked the first game-winning or game-tying passing TD to end regulation in NFL playoff history.

2014: Completed 341 of 520 passes (65.6 percent) for 4,381 yards and 38 TDs with five INTs for a 112.2 passer rating...Was named league MVP by AP for the second time in his career...Was named to his fourth career Pro Bowl, but did not play in the game due to injury...Was named first-team All-Pro by AP and *Sporting News* and first-team All-NFL and All-NFC by the PFWA...Ranked No. 1 in the NFL in TD/INT ratio (7.60, 38/5), No. 2 in passer rating and yards/attempt (8.43), and No. 3 in TD passes, the only QB in the NFL to finish in the top

three in all four of those categories...His TD/INT ratio was the fifth-best single-season mark in NFL history to that point and No. 2 among QBs with 30-plus passing TDs, trailing only Brady's mark of 9.00 (36/4) in 2010...Posted eight games with three-plus TDs and zero INTs, which tied Brady (2007) for No. 1 in NFL single-season history at that time...Posted a franchise-record 13 zero-INT games (min. 15 attempts), the third most in a season in NFL history behind only Brady (14 in 2010) and Chiefs QB Steve DeBerg (14 in 1990), and ranked No. 1 in the NFL with an interception percentage of 0.96...Became the first QB in NFL history to have 500-plus passing attempts and five or fewer INTs in a season...Ranked No. 1 in the NFL with a 121.7 passer rating on third down, connecting on 81 of 134 passes for 1,228 yards and 15 TDs with two INTs...Threw a league-high three TD passes of 70-plus yards...Recorded a passer rating of 133.2 at home on the season (141 of 260, 2,334 yards, 25 TDs, zero INTs), the best single-season home mark (min. 100 attempts) in league history...Was tied for the league lead with 15 completions of 40-plus yards...**Vs. N.Y. Jets (Sept. 14):** Threw for 346 yards and three TDs with no INTs on 25-of-42 passing (109.8 passer rating) as he led the team back from an 18-point deficit (21-3), tied for the fifth-largest comeback in team history to that point. With his 346 passing yards, it brought his career total to 24,732 as he moved past Starr (24,718) for No. 2 on the all-time franchise list. Connected with Nelson on a game-winning 80-yard TD pass late in the third quarter...**At Chicago (Sept. 28):** Completed 22 of 28 passes for 302 yards and four TDs with no INTs for a 151.2 passer rating, the fourth-best rating of his career and the sixth best in team history. Went over the 25,000-yard mark for his career on his 15-yard completion to Nelson on a third-and-8 in the second quarter. The pass was the 3,065th attempt of his career as he set the NFL record for the fewest attempts needed to reach 25,000 passing yards, topping Warner's mark of 3,076. Became the first QB in team history to throw for 300-plus yards and four-plus TDs and register a 150-plus passer rating in the same game. Was named NFC Offensive Player of the Week for his performance...**Vs. Minnesota (Oct. 2):** Completed 12 of 17 passes for 156 yards and three TDs with no INTs for a 138.7 passer rating, his sixth 130-plus rating game in his last seven starts against Minnesota. His 11-yard TD pass to Adams in the second quarter was the 200th of his career as he reached that mark in his 99th career game, the second fastest in NFL history behind only Marino (89 games). Set an NFL record for the fewest INTs by a quarterback at the time of his 200th career TD pass with 53, topping the previous mark by 35 INTs (Brady, 88)...**At Miami (Oct. 12):** Appearing in his 100th career regular-season game, led the Packers on an 11-play, 60-yard game-winning drive that was capped off with his 4-yard TD pass to TE Andrew Quarless with three seconds remaining in the 27-24 win. It marked the first time the Packers won a game on a TD with three seconds or less remaining in the fourth quarter since they beat the Bears, 20-19, on a 3-yard TD run by Starr with three seconds left on Nov. 15, 1970. Completed 24 of 42 passes on the day for 264 yards and three TDs with zero INTs. On the game-winning TD drive, found Nelson for an 18-yard gain down the right sideline to convert a fourth-and-10. After finding Cobb four plays later for a 4-yard gain to the Miami 16, raced up to the line to down the ball and stop the clock, but instead faked a spike with 12 seconds left before throwing to Adams on the right sideline for a 12-yard pickup to the Miami 4. On the next play, went to Quarless on a back-shoulder throw in the end zone for the winning score...**Vs. Carolina (Oct. 19):** Threw for 255 yards and three TDs on 19-of-22 passing for a 154.5 passer rating, the third-highest rating of his career (min. 20 attempts) and the fourth best in team annals. His 86.4 completion percentage was a career high and the third-best mark in team history. Posted his fourth straight three-TD/zero-INT game, joining Brady (2007) as the only QBs in NFL history to accomplish the feat in a single season. Posted his sixth straight zero-INT

game, tying Starr's franchise record (min. 15 attempts per game) set in 1964. His three TD passes gave him 18 for the season as he became the first QB in NFL history to throw for 18 TD passes in the first seven games of the season with one or zero interceptions. Was named NFC Offensive Player of the Week for his performance...**At New Orleans (Oct. 26):** Threw for 418 yards and a TD on 28-of-39 passing with two INTs, seeing his streak of passing attempts without an interception come to an end at 212, the fifth-longest streak in franchise history. Found Cobb for a 70-yard TD pass on the opening drive of the game and connected with Lacy on a 65-yard screen pass on Green Bay's second series, becoming the first NFL quarterback since Warner (vs. Miami, Sept. 14, 2008) to complete a 65-yard pass on both of the first two series. Posted 203 passing yards in the first quarter alone, his career high for a first quarter. Sustained a hamstring injury on a 7-yard scramble that picked up a first down with about nine minutes left in the third quarter, but remained in the game...**Vs. Chicago (Nov. 9):** Tied the franchise single-game record with six TD passes (Rodgers, Matt Flynn), with all of them coming in the first half as he tied the NFL record (Raiders QB Daryle Lamonica, first half, 1969) for the most in a half. Completed TD passes to five different players, a franchise record. Threw TD passes of 73, 40 and 56 yards, becoming the first Green Bay QB to throw three or more TD passes of 40-plus yards since Cecil Isbell had four vs. the Chicago Cardinals on Nov. 1, 1942. With his six TD passes, brought his season total to 10 TDs and zero INTs against the Bears, the first QB in NFL history to throw 10 TDs and no INTs against an opponent in a single season. Racked up 242 passing yards in the second quarter, his career high for any quarter, and 315 passing yards in the first half, the second-best total of his career for either half behind only his 335-yard output vs. Washington in the first half on Sept. 15, 2013. Departed the game with just under 11 minutes remaining in the third quarter (coach's decision), finishing the evening with 315 yards and six TDs on 18-of-27 passing for a 145.8 passer rating. Was named NFC Offensive Player of the Week for the third time on the season...**Vs. Philadelphia (Nov. 16):** Completed 22 of 36 passes for 341 yards and three TDs with no INTs for a 120.3 passer rating. Threw for 279 yards in the first half, making him the only QB in the last 25 seasons (1990-2014) to throw for 275-plus yards in the first half of three games in a season (did so in three straight)...**Vs. New England (Nov. 30):** Threw for 368 yards, a season high at home, and two TDs with zero INTs on 24-of-38 passing for a 112.6 passer rating. Posted a 100-plus passer rating for the fourth straight game and registered his fourth consecutive zero-INT game. Threw for 282 yards in the first half alone, the fourth time in the last five games that he had thrown for 275-plus yards in the first half. No other NFL quarterback had posted more than two 275-yard first halves in a season in the past 25 years (1990-2014). Completed passes of 25-plus yards to five different players, the first Green Bay QB to do so since Lynn Dickey vs. Chicago on Dec. 4, 1983...**Vs. Atlanta (Dec. 8):** In his 100th career regular-season start, completed 24 of 36 passes for 327 yards and three TDs with no INTs, his eighth game on the season with three-plus TD passes/zero INTs as he tied Brady's single-season NFL record (2007)...**At Tampa Bay (Dec. 21):** Completed a season-high 31 passes on 40 attempts for 318 yards and a TD for a 108.1 passer rating, his eighth 300-yard passing game on the season as he tied his own single-season franchise record (2011). Sustained a calf injury early in the game, but remained in the contest...**Vs. Detroit (Dec. 28):** Threw for 226 yards and two TDs on 17-of-22 passing for a 139.6 passer rating, playing through a calf injury in the second half of the division-clinching win. Aggravated the injury on his 4-yard TD pass over the middle to Cobb, one that put Green Bay up, 14-0, with 2:24 remaining in the first half as he moved to his right on the throw. Missed the final snap of the first half and the first series of the second half, returning to the game midway through the third quarter with the game tied at

14. On his first pass after the injury, found Cobb over the middle for a 29-yard gain down to the Detroit 19. Led Green Bay on a seven-play, 60-yard TD drive on his first series back on the field, one that was capped off with a 13-yard TD pass to Cobb over the middle on third down. Following the injury, connected on 11 of 13 passes for 129 yards and a TD for a 133.7 passer rating. In the fourth quarter, called his own number for a 1-yard TD run up the middle that put Green Bay up, 28-14, the 20th rushing TD of his career. Was named NFC Offensive Player of the Week for his performance, the fourth time on the season he had earned the award...**Vs. Dallas (NFC Divisional, Jan. 11):** Playing on an injured calf that limited him in practice during the week once again, threw for 316 yards and three TDs on 24-of-35 passing for a 125.4 rating. It marked his fourth playoff game with 300-plus yards passing as he broke Favre's team record (three). Posted a perfect 158.3 rating on third down, completing 8 of 10 passes for 137 yards and two TDs. With the Packers trailing, 21-20, early in the fourth quarter, led the offense on an eight-play, 80-yard drive that he capped off with a 13-yard TD pass to Rodgers, threading the ball between CB Sterling Moore and S J.J. Wilcox. On the game-winning drive, completed all seven of his passes for 78 yards and the TD. Connected on his final 10 attempts of the game for 163 yards and two TDs.

2013: Started all nine games that he appeared in, completing 193 of 290 passes (66.6 percent) for 2,536 yards and 17 TDs with six INTs for a 104.9 passer rating...Ranked No. 2 in the league in yards/attempt (8.74), No. 5 in passer rating and completion percentage, and No. 3 in yards/completion (13.14)...Rushed for 120 yards on 30 carries (4.0 avg.)... Also started in the team's playoff contest...Missed seven games (Weeks 10-16) due to a fractured collarbone that he sustained in Week 9 vs. Chicago...**Vs. Washington (Sept. 15):** Had one of the best statistical outings of his career, tying the franchise record for passing yards with 480 yards on 34-of-42 passing along with four TDs. Became just the second QB in NFL history to throw for 480-plus yards, four-plus TDs and zero INTs in a game (Y.A. Tittle, Oct. 28, 1962). His 81.0 completion percentage set a franchise record for a QB with 40-plus attempts and his 335 passing yards and 26 completions in the first half were both career highs for a half. Helped the offense register 580 total yards, the second-highest output in franchise history. Was named the NFC Offensive Player of the Week for his effort...**At Minnesota (Oct. 27):** Despite being without Cobb, Finley and Jones due to injuries, threw for 285 yards and two TDs with no INTs on 24-of-29 passing for a season-high 130.6 passer rating. Led the offense on seven scoring drives in the 44-31 win, the most points ever scored by Green Bay at the Metrodome. Completed all 10 of his passes on third down for 172 yards and two TDs for a perfect 158.3 rating...**Vs. Chicago (Nov. 4):** Sustained a fractured left collarbone on the final play of the opening drive, a third-and-8 from the Chicago 9. On the play, was sacked by DE Shea McClellin and landed on his non-throwing shoulder, which resulted in the injury that would sideline him for the next seven games...**Vs. Philadelphia (Nov. 10):** Missed his first game due to injury since Dec. 19, 2010 (at New England, concussion), and just the third game missed for any reason since 2008 (vs. Detroit, Jan. 1, 2012, rest)...**At Chicago (Dec. 29):** Returned to action and led the way in dramatic fashion, engineering two fourth-quarter TD drives and 13 unanswered points to help the Packers win a third consecutive NFC North title. Completed 25 of 39 passes for 318 yards and two TDs with two INTs. With the Packers trailing, 28-27, with 6:24 remaining, led the offense on an 87-yard scoring drive that was capped off with his 48-yard TD pass to Cobb on fourth down. Facing a fourth-and-8 with 46 seconds left, sprinted to his left to avoid DE Julius Peppers and found Cobb wide open down the middle of the field, heaving a long throw that Cobb caught at the Chicago 10 and ran into the end zone for the winning TD.

2012: Started all 16 regular-season games and both playoff contests...Selected to the Pro Bowl for the second straight season and the third time in four seasons...Was named the starting QB for the NFC squad for the second consecutive season, but did not participate in the game due to injuries... Earned second-team All-Pro honors from AP...Was named to the All-NFC team by *Pro Football Weekly/PFWA*...Completed 371 of 552 passes (67.2 percent) for 4,295 yards and 39 TDs with just eight INTs for a 108.0 passer rating...Led the league in passer rating for the second straight season and also led the league in TD percentage (7.1) and TD/INT ratio (4.88, 39/8)...Became the first QB to lead the league in passer rating in back-to-back seasons since Manning did so in three straight seasons (2004-06)...Ranked No. 2 in the league with 39 TD passes, including 25 in the opening nine games of the season as he became the first QB in NFL history to throw 25-plus TD passes in the first nine games in two different seasons (28 TD passes in 2011)...Ranked No. 1 in the NFL in passer rating (110.8) and yards per attempt (9.01) on third down and No. 2 in passer rating (109.9) and TD percentage (36.4) in the red zone...**Vs. New Orleans (Sept. 30):** Earned NFC Offensive Player of the Week honors for his performance, connecting on 31 of 41 passes for 319 yards and four TDs. Helped the offense produce a season-high 30 first downs, the most by the Packers since they had 31 at Detroit on Nov. 12, 1989...**At Houston (Oct. 14):** Completed 24 of 37 passes (64.9 percent) for 338 yards and a career-high six TDs, with the six TD passes tying Flynn (vs. Detroit, Jan. 1, 2012) for the single-game franchise record. Became just the fourth QB in NFL history to throw for 330-plus yards and six TDs and no INTs in a game, joining Brady, Rypien and Tittle. Was named the NFC Offensive Player of the Week for his performance...**At St. Louis (Oct. 21):** Continued his momentum by throwing for 342 yards and three TDs on 30-of-37 passing with no INTs. The 81.1 completion percentage set a team record among QBs with 35-plus attempts in a game and his three TD passes gave him 16 between Weeks 4 and 7, a franchise record for the most TD passes over a four-game span. His 5-yard TD pass to Cobb in the third quarter was the 150th in Rodgers' career in the regular season. With the TD pass, he topped Marino's mark (69) for the fewest career INTs (42) at the time of his 150th career TD pass. Reached the 150-TD mark in his 76th career game, the second-best mark in NFL history behind only Marino (62)...**Vs. Jacksonville (Oct. 28):** Connected on 22 of 35 passes for 186 yards and two TDs, the second of which moved him past Starr for No. 2 all-time in franchise history with 153. The two TD throws gave him 21 TD passes in the first eight games as he became the first QB in NFL history to throw for 20-plus TDs in the opening eight games of back-to-back seasons. Also set the franchise record for the most TD passes over a five-game span with 18...**At Chicago (Dec. 16):** Led an efficient offensive effort to help the Packers clinch their second straight NFC North title. The win marked Green Bay's 12th straight in the division, which tied the longest streak in the league since realignment in 2002. Connected on 23 of 36 attempts for 291 yards and three TDs with no INTs. Fired all three of his TD passes to Jones on a series of four possessions between the second and third quarters that turned a 7-0 deficit into a 21-7 lead...**Vs. Minnesota (NFC Wild Card, Jan. 5):** Continued his postseason efficiency, completing 23 of 33 passes for 274 yards and a TD with no INTs in what was the first home playoff victory of his career as a starter. Finished with a 104.9 passer rating, his fifth of 100-plus in seven postseason starts.

2011: Started 15 contests, resting the final game, and earned league MVP honors from AP...Also started the team's playoff contest...Completed 343 of 502 passes (68.3 percent) for 4,643 yards and 45 TDs with just six INTs...Set the NFL single-season record with a 122.5 passer rating, topping the previous mark of 121.1 by Manning in 2004...Became the

first Green Bay QB to lead the NFL in passer rating since the system was implemented in 1973...Was named first-team All-Pro by *AP*, *Pro Football Weekly/PFWA*, *Sporting News* and *Sports Illustrated*...Selected to the Pro Bowl for the second time, getting the starting nod for the NFC squad...Was named the Professional Athlete of the Year by *Sporting News*, the Male Athlete of the Year by *AP*, the NFC Offensive Player of the Year by the Committee of 101, the NFL Offensive Player of the Year by *Sporting News*, and the NFL MVP by *Sports Illustrated*...Won the Bert Bell Award from the Maxwell Club as the most outstanding professional player of the year...Was named the NFC Offensive Player of the Month for September, October and November...It marked four straight months that he won the award (also December 2010), making him the first NFL player to accomplish that feat since the league began recognizing players on a monthly basis in 1986...Tied a league record with four games with a 140-plus passer rating...Set franchise records for passing yards (4,643), yards per attempt (9.25) and 300-yard games (eight)...Started the season with 11 consecutive 110-plus rating games, the longest single-season streak in NFL history...Became the first 4,000-yard passer in NFL history to throw six or fewer INTs...His yards per attempt of 9.25 ranked No. 4 by an NFL quarterback since the 1970 AFL-NFL merger...Ranked No. 2 in the league with a 113.3 passer rating on third down, connecting on 80 of 122 passes (65.6 percent) for 1,136 yards and nine TDs with two INTs...Led the league with a 107.3 passer rating in the red zone...**Vs. New Orleans (Sept. 8):** Connected on 27 of 35 passes for 312 yards and three TDs with no INTs on his way to earning NFC Offensive Player of the Week honors. Completed 14 of 15 passes in the first quarter for 188 yards and three TDs, becoming just the second QB in NFL history to throw three TDs in the first quarter of a season opener (Buffalo's Jack Kemp – Sept. 13, 1964). The yardage mark in the opening quarter was also his personal best in any quarter of a game in his career...**Vs. Denver (Oct. 2):** Accounted for six TDs (four passing, two rushing) and threw for a season-high 408 yards on 29-of-38 passing. Became the first QB in NFL history to throw for 400 yards and four TDs and also have two rushing TDs in the game. Earned NFC Offensive Player of the Week honors for the outing...**At Atlanta (Oct. 9):** Completed 26 of 39 attempts for 396 yards and two TDs, tying a team record by completing passes to 12 different receivers. Threw for 269 yards in the second half, the most by a Green Bay QB in a second half since 1991...**Vs. St. Louis (Oct. 16):** Matched his single-season career high with his fifth 300-yard game in just the sixth contest of the season. Threw for 316 yards and three scores, highlighted by his career-long 93-yard TD pass to Nelson in the second quarter...**At Minnesota (Oct. 23):** Threw for 335 yards and three TDs on 24-of-30 passing (146.5 rating) and matched his career-best streak by completing his first 13 passes of the game, the best mark by a Packers QB since Favre's 13 at Minnesota on Oct. 23, 2005...**At San Diego (Nov. 6):** Earned NFC Offensive Player of the Week honors for the third time on the season, completing 21 of 26 passes for 247 yards and four TDs for a 145.8 passer rating. Set an NFL single-season record with his eighth straight 110-plus rating game, topping the mark of seven by Young in 1994. Posted a season-high 52 rushing yards on eight carries (6.5 avg.)...**Vs. Minnesota (Nov. 14):** Joined Warner (1999) as the only QBs in NFL history to post three consecutive 140-plus-rating games in a single season by completing 23 of 30 passes for 250 yards and four TDs, good for a 140.1 rating. Broke Favre's franchise records for 110-rating games (eight, 2007) and consecutive games with at least two TD passes (eight, 1994), doing each for the ninth time on the season...**At Detroit (Nov. 24):** Further extended his league record by registering his 11th consecutive 110-plus-rating game as he completed 22 of 33 passes for 307 yards and two TDs...**At N.Y. Giants (Dec. 4):** Connected on 29 of 46 attempts for 369 yards and four TDs, setting new franchise records by posting his eighth 300-yard passing game and

ninth with three-plus TD passes. Extended his NFL record of consecutive games with a 100-plus passer rating to 12...**Vs. Oakland (Dec. 11):** Became the fastest player to reach the 4,000-yard passing plateau in franchise history by topping the mark in his 13th game of the season. It also tied him for the second fastest in league annals behind only Brees (12 games in 2011). Connected on 17 of 30 passes for 281 yards and two TDs, joining Manning (2004) and Brady (2010-11) as the only QBs in NFL history to throw at least two TD passes in 13 consecutive games...**Vs. Chicago (Dec. 25):** Threw a season-high five TD passes, giving him a team-record 45 on the season, en route to leading the Packers to their franchise-record 14th regular-season win as he posted a 142.7 passer rating, his 12th game of the season with a 110-plus rating...**Vs. Detroit (Jan. 1):** Listed as inactive as the coaching staff elected to rest him with home-field advantage throughout the playoffs having been secured the previous week.

2010: Started all 15 games he played in and was named a first alternate for the Pro Bowl...Completed 312 of 475 passes (65.7 percent) for 3,922 yards, 28 TDs and 11 INTs for a 101.2 rating as he became the first QB in franchise history to post a 100-plus passer rating in back-to-back seasons...Ranked No. 3 in the NFL in passer rating, No. 7 in passing yards, tied for No. 6 in TD passes and No. 2 in 25-yard passes (40)...Was named the FedEx Air NFL Player of the Year and NFC Offensive Player of the Month for December/January and twice earned NFC Offensive Player of the Week honors (Weeks 13 and 16)...Finished third among NFL QBs with 356 rushing yards on 64 carries (5.6 avg.)...Tied for the team lead with four rushing TDs, his third straight campaign with four-plus rushing TDs as he became the first Packers QB since Rote (1954-56) to do so...Ranked No. 1 in the NFL (min. 100 attempts) with a 104.5 passer rating against the blitz, completing 111 of 167 attempts (66.5 percent) for 1,503 yards and 11 TDs with five INTs...Posted a 109.8 passer rating in four postseason contests, completing 90 of 132 passes (68.2 percent) for 1,094 yards and nine TDs with two INTs...**Vs. Miami (Oct. 17):** Missed some practice time during the week due to a concussion sustained the previous week at Washington (Oct. 10), but returned to make his 38th straight start. Finished with 313 yards on 18-of-33 passing with a TD and an INT. Threw a season-long 86-yard TD pass to WR Greg Jennings late in the first quarter, the longest regular-season completion by a Green Bay QB since Favre's 99-yard scoring strike to WR Robert Brooks at Chicago on Sept. 11, 1995. On the final possession of regulation, engineered a 69-yard drive that he capped off with a sneak up the middle on fourth-and-goal from the 1 to send the game into OT...**At Minnesota (Nov. 21):** Threw four TD passes and connected on 22 of 31 throws for 301 yards and a season-high 141.3 passer rating...**At Atlanta (Nov. 28):** Completed 26 of 35 attempts for 344 yards and a TD while adding a season-high 51 rushing yards and a TD on a career-high 12 carries...**Vs. San Francisco (Dec. 5):** Earned NFC Offensive Player of the Week honors as he completed 21 of 30 passes for 298 yards and three TDs for a 135.1 passer rating. Didn't throw an INT for the fifth straight game, the first Packers QB to do so since Starr in 1966. Had a pair of TD passes of 55-plus yards for the first time in his career, connecting with Jennings for a 57-yard score in the second quarter and with WR Donald Driver on a 61-yard TD in the third quarter...**At Detroit (Dec. 12):** Threw for 46 yards on 7-of-11 passing before departing due to a concussion. With just over three minutes remaining in the first half, scrambled for an 18-yard gain to the Green Bay 43 but took hits from S Amari Spivey and LB Landon Johnson, with his head hitting the turf. Took three more snaps before being replaced by Flynn for the remainder of the game. Prior to his exit, saw his streak of 181 attempts without an INT come to an end when a deep pass in the first quarter bounced out of Jennings' arms and into Spivey's...**At New England (Dec. 19):** Inactive due to the concussion, which

snapped a streak of 45 consecutive starts that was the fourth-longest streak in the league among active QBs at that point... **Vs. N.Y. Giants (Dec. 26):** Returned to action and turned in one of the best outings of his career on his way to earning NFC Offensive Player of the Week honors. Threw for a season-high 404 yards on 25-of-37 passing with four TD passes. His yardage total was the most by a Green Bay QB in the regular season since Dickey's 418-yard game vs. Tampa Bay (Oct. 12, 1980), and it was the first 400-yard, four-TD, zero-INT performance in franchise annals. It also marked the 10th time in his career that he threw three-plus TDs and zero INTs in a game, the most in NFL history to that point by a QB within three seasons of his first start (Warner, nine, 1999-2001). Led the Packers to 515 total yards, the most since the team posted 548 at Oakland (Dec. 22, 2003)... **At Atlanta (NFC Divisional, Jan. 15):** Had one of the finest playoff games by a QB in NFL playoff history, connecting on 31 of 36 passes for 366 yards and three TDs. His 136.8 passer rating was the highest in league postseason history among QBs with 35-plus attempts. The 31 completions and 86.1 completion percentage were franchise single-game postseason records, and the completion percentage ranks No. 1 in NFL history for QBs with 35-plus attempts. Became the first QB in NFL playoff history to throw for 350 yards, three TDs and zero INTs and rush for a TD in a game. Completed all 10 of his third-down passing attempts for 151 yards. Helped lead the Packers to a franchise postseason-record 48 points. Combined with the 45-point outing at Arizona in the 2009 Wild Card contest, the Packers became the first team in NFL history to record 45 points in a game in consecutive postseasons. His three TD passes gave him 10 in his first three postseason starts, the most in NFL history as he surpassed Lamonica, Marino and Jeff George (nine each). Along with his 121.4 rating at Arizona in the 2009 playoffs and his 122.5 rating at Philadelphia the week before, became the first QB in NFL history to register a 120-plus rating in each of his first three postseason starts. Also became the first QB in NFL postseason history to throw for three-plus TDs in each of his first three playoff starts... **Vs. Pittsburgh (Super Bowl XLV, Feb. 6):** Closed out his torrid postseason by earning Super Bowl MVP honors with a masterful performance in the world championship game. Completed 24 of 39 passes for 304 yards and three TDs. Joined Montana, Young and Jake Delhomme as the only QBs to that point to throw for 300 yards and three scores with no INTs in a Super Bowl. First TD pass came on a perfectly placed throw to Nelson for a 29-yard score. Threaded a pass into the hands of Jennings for a 21-yard TD in the second quarter with S Ryan Clark just missing the ball and S Troy Polamalu's hard shot from behind failing to knock it free from the WR's arms. Found Jennings once more in the back right corner of the end zone in the third quarter to extend the lead to 28-17. Perhaps his best throw of the game came on the Packers' clock-killing drive late in the fourth quarter. On third-and-10 from the Green Bay 25, fired the ball to Jennings down the seam just beyond the outstretched arms of CB Ike Taylor, hitting Jennings in stride for a 31-yard gain and a new set of downs. The drive burned 5:19 off the clock and set up a 23-yard Crosby FG to extend the lead to 31-25, forcing Pittsburgh to drive for a TD instead of a game-tying FG.

2009: Started every game for the second straight season and completed 350 of 541 passes (64.7 percent) for 4,434 yards, 30 TDs and seven INTs for a 103.2 rating on the way to his first career Pro Bowl selection... Ranked No. 4 in the league in passing yards, passer rating and TD passes and led the NFL in INT percentage (1.29), with the latter ranking second at the time in team history to Starr's 1.20 in 1966... Had a 133.5 rating on third down, which led the league and was the highest since Warner (137.3) in 1999... His third-down production included an NFL-best 14 TDs, no INTs and a league-high 1,710 yards, the most yards by an NFL QB since the stat began to be kept in 1991... Was tied for the NFL lead

(with Donovan McNabb and Romo) with 17 completions of 40-plus yards... Was tied for No. 2 in the league (with Romo and Brees) with 39 completions of 25-plus yards, trailing only Eli Manning's 42... Rushed for 316 yards and five TDs on 58 carries (5.4 avg.), the second-most yards by any QB in 2009 (David Garrard, 323) and the most runs of 10-plus yards with 14... His five rushing TDs were the most by a Packers QB since Majkowski posted the same number in 1989... Became the first QB in NFL history to throw 30 or more TD passes and seven or fewer INTs and rush for five TDs in the same season... Earned NFC Offensive Player of the Month honors for October... **At Minnesota (Oct. 5):** Threw for a season-high 384 yards on 26-of-37 passing for a 110.6 rating... **Vs. Detroit (Oct. 18):** Completed 29 of 37 passes for 358 yards, two TDs and one INT for a 113.7 rating, giving him two career firsts - back-to-back games with 350-plus yards and three straight contests with a 110.0 rating or better. His 78.3 completion percentage was the second-best single-game performance in team history at the time (min. 35 attempts), trailing only Favre's 79.5 percent on 31-of-39 passing at Minnesota on Nov. 21, 1998... **At Cleveland (Oct. 25):** Completed 15 of 20 passes for 246 yards, three TDs and no INTs for a 155.4 passer rating, the second-best single-game rating in franchise history (min. 20 attempts). His fourth straight game with a 110.0-plus passer rating made him only the second QB in team history to accomplish the feat in the same season (Starr, Sept. 18-Oct. 9, 1966)... **At Arizona (NFC Wild Card, Jan. 10):** Posted a team playoff-record 423 yards and four TDs on 28-of-42 passing with one INT for a 121.4 rating. The four TD passes matched a franchise playoff mark held by Starr (at Dallas, Jan. 1, 1967) and Dickey (vs. St. Louis, Jan. 8, 1983). The yardage total was tied for No. 5 in NFL playoff history at the time, and his 319 yards passing after halftime set an NFL playoff record, eclipsing the previous mark of 274 yards set by Marino (at Buffalo, Dec. 30, 1995). Became only the sixth QB in the Super Bowl era to throw for 400 yards/four TDs in a postseason game, and one of only two signal callers to post 400 yards/four TDs and a rushing TD in a playoff game (Peyton Manning, vs. Denver, Jan. 9, 2005). Completed six passes of 25-plus yards as he helped the team come back from a 21-point deficit in the second half to tie the game, with the longest score coming on a 30-yarder to Jones on fourth-and-5 early in the fourth quarter.

2008: Took over as the starter after waiting patiently for three years for his opportunity behind Favre... Became the first QB other than Favre to start a Packers game since Majkowski (Sept. 20, 1992), starting all 16 games and ranking No. 3 in the NFC and No. 6 in the NFL with a 93.8 passer rating... Completed 341 of 536 passes (63.6 percent) for 4,038 yards, 28 TDs and 13 INTs... Was under center for 1,039 of 1,049 (99.1 percent) offensive plays... Ranked No. 4 in the league in both TD passes and passing yards... Became just the fourth QB in team history to surpass 4,000 yards in a season (Favre, Dickey, Majkowski) and only the second in NFL history to throw for 4,000 yards in the first season that he started a game (Warner, St. Louis, 1999)... Ranked No. 3 in the NFL with a 105.8 passer rating on third down, including 14 TDs, which trailed only Rivers' 15... Completed 16 passes of 40-plus yards, tied for No. 1 in the NFL with Brees... Was tied for No. 5 in the league with 48 completions of 20-plus yards... Finished third on the team with 207 rushing yards on 56 carries (3.7 avg.), and tied for the team lead with four rushing TDs... **Vs. Minnesota (Sept. 8):** Started his first NFL game and completed 18 of 22 passes for 178 yards and a TD with no INTs. His 81.8 completion percentage ranks as the second-best mark in league history by a QB in his first start (min. 20 attempts) to that point behind only former Jacksonville QB Rob Johnson's 83.3 percentage (20 of 24) in 1997. Scored his first career rushing TD on a 1-yard plunge in the fourth quarter to give Green Bay a 24-12 lead... **At Detroit (Sept.**

14): Posted the first 300-yard passing day of his NFL career and threw three TD passes as he connected on 24 of 38 passes for 328 yards...**At Tampa Bay (Sept. 28):** Sprained his right shoulder in the third quarter on a 7-yard scramble as he dove to extend the ball for a first down. On the next series, hit Jennings for a 48-yard TD pass, but then sat out the following series with the injury. Returned for one more series late in the fourth quarter before exiting the game for good. Finished the afternoon 14 of 27 for 165 yards and two TDs, but had a string of 157 consecutive passes without an INT snapped...**Vs. Atlanta (Oct. 5):** Started despite being limited all week in practice as he recovered from a sprained right shoulder. Recorded the second 300-yard passing game of his pro career as he connected on 25 of 37 passes for 313 yards and three TDs...**Vs. Detroit (Dec. 28):** Completed 21 of 31 passes for 308 yards and three TDs (tied season high) for a season-best 132.2 passer rating. With the Lions having just scored a TD to narrow Green Bay's lead to 24-21, connected on a season-long pass when he found Driver deep down the right sideline midway through the fourth quarter for a 71-yard TD, which put him over the 4,000-yard mark for the season.

2007: Serving as Favre's backup for the third straight season, appeared in two regular-season games and completed 20 of 28 passes (71.4 percent) for 218 yards with one TD and no INTs for a 106.0 rating, plus seven rushes for 29 yards (4.1 avg.)...Put together his best preseason, completing 37 of 59 passes (62.7 percent) with three TDs in four games...

Vs. Minnesota (Nov. 11): Saw his first action of the regular season, entering with 3:56 remaining and completing both of his passes for 17 yards, including a 15-yarder to Jones on his first throw...**At Dallas (Nov. 29):** Was inserted into the game in the second quarter after Favre suffered elbow and shoulder injuries. Completed 18 of 26 passes for 201 yards and one TD for a 104.8 passer rating, plus had five rushes for 30 yards (6.0 avg.). On the Packers' final drive of the first half, found Jennings for a 43-yard catch-and-run and connected with him again on an 11-yard TD (Rodgers' first TD pass as a pro). In the third quarter, led a 12-play, 69-yard drive that finished with a 1-yard Ryan Grant TD plunge; on the series, completed all six passes for 61 yards, including throws of 22 and 17 yards. In the fourth, led the team's final scoring drive that culminated in a 52-yard Crosby FG. Injured a hamstring the following week in practice and was inactive for the final four regular-season games before recovering to serve as Favre's backup in the postseason...**Vs. Seattle (NFC Divisional, Jan. 12):** Played the final series, but did not attempt a pass.

2006: Served as the No. 2 QB for the team's first 10 games, playing in two contests...Was on injured reserve (foot) for the final six games...In the preseason, served as the No. 2 QB for all four games...Completed 22 of 38 passes for 323 yards and three TDs, including an 85-yard pass to Jennings, vs. Atlanta (Aug. 19)...Before sustaining a broken foot in Week 11 that ended his season, had taken 36 regular-season offensive snaps and completed 6 of 15 passes (40.0 percent) for 46 yards, with no TDs or INTs, for a 48.2 rating...**At Philadelphia (Oct. 2):** Made his season debut in place of an injured Favre (neck/head); nearly engineered a TD drive on the last series of the game, completing 2 of 3 passes for 14 yards, but the Packers were held out of the end zone on a goal-line stand...**Vs. New England (Nov. 19):** Saw the most extensive action of his career to date when he was inserted into the lineup for an injured Favre (elbow), and played the last two offensive snaps of the first half and the entire second half. Completed 4 of 12 passes and had a 6-yard scramble on a third-and-6. Played the second half with a foot injury he sustained toward the start of the third quarter; post-game tests revealed a fracture that caused him to miss the rest of the season. Was placed on injured reserve on Nov. 21.

2005: Saw action in three games as a rookie...Was active but did not play in the 13 other contests...Completed 9 of 16 passes (56.3 percent) for 65 yards, with one INT, and a 39.8 passer rating...Also credited with two rushes for 7 yards (3.5 avg.), including a kneel-down on the season's final snap after Favre was given a curtain call...Got an extended look in the preseason opener vs. San Diego (Aug. 11), replacing Favre; endured a malfunctioning helmet radio, four offensive penalties and two sacks, and as a result the coaching staff didn't get a great look at him in his rainy preseason debut...Went 4 for 9 for 21 yards at Buffalo (Aug. 20) with one sack and an INT; his two best plays were carries (22, 9 yards)...Ended the preseason on a good note, orchestrating an important scoring drive, converting two third downs, before hitting Te Ben Steele on a 12-yard TD at Tennessee (Sept. 1)...**Vs. New Orleans (Oct. 9):** Made his NFL debut in a 52-3 win. Entered on the Packers' initial series of the fourth quarter and completed his lone attempt, his first career pass, to FB Vonta Leach for no gain...**At Baltimore (Dec. 19):** Got his most extensive playing time in a 48-3 loss on *Monday Night Football*. Came off the bench toward the end of the third quarter and finished the contest, going 8 for 15 with one INT, plus one carry for 8 yards...**Vs. Seattle (Jan. 1):** Took the game's final kneel-down, his only play, after replacing Favre, who had started the drive...**2005 Draft:** Selected by the

RIDING BIKES TO PRACTICE

One of the most heartwarming and enduring of the Packers' many great traditions is the bike-riding one during training camp. Since at least the Vince Lombardi era, more than a half-century ago, players have been riding kids' bikes from the locker room at what is now Lambeau Field to the Packers' nearby practice field(s).

So far the earliest evidence of the tradition is a 1961 photo furnished (near right) by Keegan Wright showing Jim Temp (82) and Dan Currie (58) walking to practice while Lamar McHan (46) rides a kid's bike.

The tradition continues today as kids line up outside the stadium hoping to give a player a lift, and then again outside the practice field following practice. It's a tradition that not only has brought immediate joy to kids and players alike, but also led to lasting friendships.



Packers in the first round with the No. 24 overall pick. Was the second QB taken after Smith (49ers) at No. 1, the eighth QB drafted by the Packers in the first round and the first since Rich Campbell in 1981. Also joined Campbell as the only Cal players drafted by Green Bay in the first round.

COLLEGE: A two-year starter and letterman at California, he completed 424 of 665 passes (63.8 percent) for 5,469 yards, with 43 TDs and 13 INTs, while playing in 25 games with 22 starts...His 150.3 career passer-efficiency rating and 1.95 INT percentage are both tops in school history...Rushed for 336 yards and eight TDs on 160 carries (2.1 avg.)...Began his college career at Butte College, near Chico, Calif. ...It was there that Cal coach Jeff Tedford noticed Rodgers while watching video of a teammate, TE Garrett Cross (who later, too, became a Cal Golden Bear, and then a Green Bay Packer)...Majored in American studies...

Junior season (2002): Started all 12 games for the Bears, including the Holiday Bowl vs. Texas Tech (Dec. 30)...Completed 209 of 316 passes (66.1 percent) for 2,566 yards and 24 TDs with eight INTs...Helped the team reach its highest national ranking (No. 4) since 1952, produce its best regular-season record (10-1) in 54 years and record the most conference wins (seven) in 55 years...Led an offense that ranked first in the conference in passing efficiency (167.39, No. 4 nationally), total offense (494.7 ypg, No. 5), scoring offense (37.3 ppg, No. 6) and rushing offense (260.0 ypg, No. 5)...The offense was the second-highest scoring in school history...Earned first-team All-Pacific-10 honors and honorable mention All-America recognition from AP, Sport Illustrated.com and *College & Pro Football Newsweekly*...Also was a second-team Pac-10 All-Academic choice...Was one of 15 players to receive letters from the Heisman Trophy Committee in November, and was named to the watch lists for the Walter Camp Foundation Player of the Year Award, the Maxwell Award and the Davey O'Brien Award...Served as team co-captain and was chosen as Cal's co-Offensive MVP...Finished second in the Pac-10 in passing efficiency (154.4), behind Southern California's Matt Leinart; the efficiency mark ranked eighth among all NCAA passers in 2004 and was the second-best achievement in Cal annals (164.5, Dave Barr, 1993)...Fired three or more TDs four times on the season...Completed a single-game school-record 23 consecutive passes at USC (Oct. 9) to tie an NCAA mark, running his school-record string to 26 straight completions dating back to the previous game at Oregon State (Oct. 2)...Finished 29 of 34 for 85.3 percent against the Trojans, another school record...**Sophomore season (2003):** Upon transferring from Butte College, played in three of the Golden Bears' first four games before taking over as the starter in Game 5 at Illinois (Sept. 20), leading them to a 7-3 record as a starter...Authored one of the finest quarterbacking seasons of any sophomore in Pac-10 history to that point, throwing for 2,903 yards and 19 TDs, with only five INTs, on 215-of-349 passing (61.6 percent)...The passing-yardage total ranked second on Cal's all-time list at the time and his INT percentage of 1.43 set a school record (breaking the old mark of 1.69 set by Gary Graumann in 1977)...Additionally, his passer-efficiency rating (146.6) ranked No. 4 in school annals, and with 210 yards rushing, his 3,113 total yards ranked No. 2...Registered 300 or more yards through the air five times, tying Pat Barnes' school record...Authored two major INT-free streaks: the first came as he started his Cal career with 98 straight passes without an INT, the second came later in the season as he threw 105 times without a pick, ending at Oregon (Nov. 8)...Over the last five games of the season, completed 68.2 percent of his passes (105 of 154) for 1,596 yards (319.1 ypg), 12 TDs and two INTs...Was clutch in the school's final two contests, throwing for 348 yards vs. Washington (Nov. 15) and 359 at Stanford (Nov. 22), both must-wins in order for Cal to clinch its first bowl berth since 1996...In the Stanford contest, registered 414 yards of total offense (359 passing, 55 rushing)

to record the highest total in the 106-year history of the "Big Game"; it was the fourth-highest total offensive output in team history...Stretched his streak of 300-yard passing games to three in the Insight Bowl vs. Virginia Tech (Dec. 26), throwing for a collegiate-high 394 yards in the 52-49 win and putting up 424 yards of total offense, third best in school annals...Served as one of two offensive team captains...**Freshman season (2002):** During his one year at Butte College in Orville, Calif., led the Roadrunners to a 10-1 record, a NorCal Conference championship and a No. 2 national ranking...Passed for 2,408 yards and 28 TDs, with only four INTs, on 164 completions in 265 attempts (61.9 percent)...Also carried 101 times for 294 yards and seven TDs...Authored single-game school records for TDs (six) and all-purpose yards (440)...Earned third-team All-America mention from J.C. Grid-Wire, in addition to NorCal Conference and region MVP honors...Voted MVP in a Holiday Bowl victory over San Joaquin Delta (Junior College) with a 251-yard, two-TD pass performance...Listed in *SuperPrep's* JuCo 100, ranking him 41st among all junior-college players nationally.

PERSONAL: Given name Aaron Charles Rodgers...Born in Chico, Calif. ...Father, Ed, played offensive guard at Chico State from 1973-76 and then lined up for three-plus seasons (three games in 1978, 1979-81) with the Twin City Cougars, a semipro football team in Marysville, Calif.; the Cougars captured the 1980 semipro national championship by defeating the Delavan (Wis.) Red Devils, 37-20...Younger brother, Jordan, played quarterback at Vanderbilt and spent time on Tampa Bay's practice squad in 2013...Was a contestant on *Celebrity Jeopardy!* on an episode that aired in May 2015, defeating Kevin O'Leary from *Shark Tank* and former astronaut Mark Kelly to win \$50,000 for the Midwest Athletes Against Childhood Cancer (MACC) Fund...In May 2018, received an honorary doctorate of humanities degree from the Medical College of Wisconsin for his commitment to end childhood cancer and blood disorders...**High school:** A two-time all-section choice (2000-01) at Pleasant Valley High School in Chico, Calif., he passed for 4,419 yards over the course of his junior and senior seasons and set the single-season school record for passing yards his senior year (2,303)...Also pitched for his high school baseball team as a senior...**Community involvement:** In November 2018, partnered with the North Valley Community Foundation to establish the Aaron Rodgers NorCal Recovery Fund...Made a \$1 million donation to help the victims of the Camp Fire and address the long-term recovery needs in Butte County, Calif. ...In February 2021, created the Aaron Rodgers Small-Business COVID-19 Fund to help small, locally owned businesses in Butte County (Calif), and as of June 2021, had personally donated \$1.2 million to the fund...Served as a guest host on *Jeopardy!* for 10 episodes in April 2021, raising an additional \$236,725 for the small-business fund...Went on a mission trip to the Starkey Hearing Institute in Lusaka, Zambia, in April 2018, helping to fit more than 100 adults and children with hearing devices...Supported The Salvation Army's Red Kettle Campaign in 2018-19 by matching each donation that was made during weekly autograph signings by teammates during the holiday season, and also donated \$100 in the name of each child at his surprise pizza party in December 2018...In 2016-17, supported the campaign by signing autographs in exchange for monetary donations and also matched each donation that was made by teammates at the autograph signings...Has raised \$2.8 million for the MACC Fund through various campaigns and events...In January 2015, was selected as one of three finalists for the Walter Payton Man of the Year Award, the only league award that recognizes a player's off-the-field community service as well as his playing excellence...Won the Bart Starr Award in 2014, which annually recognizes one NFL player for outstanding character and leadership on the field and in the community...Plays annually in the Andy North and Friends Golf Getaway,

an event that raises money and awareness for the University of Wisconsin Paul P. Carbone Comprehensive Cancer Center...A scratch golfer, plays regularly and has played in the American Century Celebrity Golf Championship in Lake Tahoe, Nev., 17 times...Has participated in the Edgar Bennett

Celebrity Bowl-A-Thon, the Vince Lombardi Golf Classic and the 2009 ESPY Celebrity Golf Classic...While at Cal, he and WR Geoff McArthur participated in a fundraiser, Touchdown for Kids, with money donated to local youth programs for every TD pass connection authored by the two.

NFL debut: vs. New Orleans, 10/9/05
First NFL start: vs. Minnesota, 9/8/08
First passing TD: at Dallas, 11/29/07 (11 yds., G.Jennings)
First rushing TD: vs. Minnesota, 9/8/08 (1 yd.)
First INT: at Baltimore, 12/19/05 (C.Williams)

CAREER TRANSACTIONS

- 2005 Selected by Green Bay Packers in the first round (24th overall) of '05 NFL Draft, April 23...Signed first contract, Aug. 1.
- 2006 Placed on injured reserve (foot), Nov. 21.
- 2008 Signed contract extension, Oct. 31.
- 2013 Signed contract extension, April 26.
- 2017 Placed on injured reserve (collarbone), Oct. 20...Activated from injured reserve/designated for return, Dec. 16...Placed on injured reserve (collarbone), Dec. 19.
- 2018 Signed contract extension, Aug. 29.

AARON RODGERS' NFL REGULAR-SEASON PASSING/RUSHING STATISTICS

DATE	TEAM	PASSING												RUSHING					
		GP	GS	ATT.	CMP.	PCT.	YDS	AVG.	TD	INT.	LG	SK	LST	RATE	NO.	YDS.	AVG.	LG	TD
2005	Packers	3	0	16	9	56.3	65	4.1	0	1	16	3	28	39.8	2	7	3.5	8	0
2006	Packers	2	0	15	6	40.0	46	3.1	0	0	16	3	18	48.2	2	11	5.5	6	0
2007	Packers	2	0	28	20	71.4	218	7.8	1	0	43	3	24	106.0	7	29	4.1	13	0
2008	Packers	16	16	536	341	63.6	4,038	7.5	28	13	71	34	231	93.8	56	207	3.7	21	4
2009	Packers	16	16	541	350	64.7	4,434	8.2	30	7	83	50	306	103.2	58	316	5.4	35	5
2010	Packers	15	15	475	312	65.7	3,922	8.3	28	11	86	31	193	101.2	64	356	5.6	27	4
2011	Packers	15	15	502	343	68.3	4,643	9.2	45	6	93	36	219	122.5	60	257	4.3	25	3
2012	Packers	16	16	552	371	67.2	4,295	7.8	39	8	73	51	293	108.0	54	259	4.8	27	2
2013	Packers	9	9	290	193	66.6	2,536	8.7	17	6	83	21	117	104.9	30	120	4.0	18	0
2014	Packers	16	16	520	341	65.6	4,381	8.4	38	5	80	28	174	112.2	43	269	6.3	19	2
2015	Packers	16	16	572	347	60.7	3,821	6.7	31	8	65	46	314	92.7	58	344	5.9	18	1
2016	Packers	16	16	610	401	65.7	4,428	7.3	40	7	66	35	246	104.2	67	369	5.5	23	4
2017	Packers	7	7	238	154	64.7	1,675	7.0	16	6	72	22	168	97.2	24	126	5.3	18	0
2018	Packers	16	16	597	372	62.3	4,442	7.4	25	2	75	49	353	97.6	43	269	6.3	23	2
2019	Packers	16	16	569	353	62.0	4,002	7.0	26	4	74	36	284	95.4	46	183	4.0	17	1
2020	Packers	16	16	526	372	70.7	4,299	8.2	48	5	78	20	182	121.5	38	149	3.9	14	3
TOTALS		197	190	6,587	4,285	65.1	51,245	7.8	412	89	931	468	3,150	103.9	652	3,271	5.0	35	31

AARON RODGERS' NFL POSTSEASON PASSING/RUSHING STATISTICS

DATE	TEAM	PASSING												RUSHING					
		GP	GS	ATT.	CMP.	PCT.	YDS	AVG.	TD	INT.	LG	SK	LST	RATE	NO.	YDS.	AVG.	LG	TD
2007	Packers	1	0	0	0	0.0	0	0.0	0	0	0	0	0	0.0	0	0	0.0	0	0
2009	Packers	1	1	42	28	66.7	423	10.1	4	1	44	5	19	121.4	3	13	4.3	13	1
2010	Packers	4	4	132	90	68.2	1,094	8.3	9	2	38	8	53	109.8	14	54	3.9	25	2
2011	Packers	1	1	46	26	56.5	264	5.7	2	1	21	4	23	78.5	7	66	9.4	16	0
2012	Packers	2	2	72	49	68.1	531	7.4	3	1	44	4	33	97.6	5	40	8.0	17	0
2013	Packers	1	1	26	17	65.4	177	6.8	1	0	26	4	20	97.8	2	11	5.5	9	0
2014	Packers	2	2	69	43	62.3	494	7.2	4	2	46	3	26	91.1	4	8	2.0	12	0
2015	Packers	2	2	80	45	56.3	471	5.9	4	1	60	2	15	84.9	3	20	6.7	19	0
2016	Packers	3	3	128	80	62.5	1,004	7.8	9	2	42	10	79	103.8	8	62	7.8	28	0
2019	Packers	2	2	66	47	71.2	569	8.6	4	2	65	5	38	104.9	6	14	2.3	14	0
2020	Packers	2	2	84	56	66.7	642	7.6	5	1	58	5	32	104.4	4	-3	-0.8	1t	1
TOTALS		21	20	745	481	64.6	5,669	7.6	45	13	65	50	338	100.5	56	285	5.1	28	4

SINGLE-GAME HIGHS: QUARTERBACK

Pass Attempts 61 vs. Detroit Lions, Nov 15, 2015
 56 vs. Chicago Bears, Oct 20, 2016
Pass Completions 39 vs. Chicago Bears, Oct 20, 2016
 37 at New York Jets, Dec 23, 2018
Yards Passing 480 vs. Washington, Sep 15, 2013
 442 at New York Jets, Dec 23, 2018
 ...1 more at 442.
TD Passes 6 vs. Chicago Bears, Nov 09, 2014
 6 at Houston Texans, Oct 14, 2012
 93t vs. St. Louis Rams, Oct 16, 2011
 86t vs. Miami Dolphins, Oct 17, 2010
 86.4 vs. Carolina Panthers, Oct 19, 2014
 84.0 vs. Tennessee Titans, Dec 27, 2020

Passer Rating 158.3 vs. Oakland Raiders, Oct 20, 2019
 155.4 at Cleveland Browns, Oct 25, 2009
Rush Attempts 12 at Atlanta Falcons, Nov 28, 2010
 10 at Detroit Lions, Jan 01, 2017
Rushing Yards 60 at Atlanta Falcons, Oct 30, 2016
 57 at Indianapolis Colts, Oct 07, 2012
Longest Runs 35 vs. Minnesota Vikings, Nov 01, 2009
 27t vs. Detroit Lions, Dec 09, 2012
 ...1 more at 27.
Rushing TDs 2 at New York Jets, Dec 23, 2018
 2 vs. Denver Broncos, Oct 02, 2011

2020 GXG REGULAR SEASON (PACKERS)

DATE	OPPONENT	P/S	PASSING											RUSHING			
			ATT	CMP	YDS	PCT	Y/A	Y/C	TD	INT	LG	SK/YD	RATE	ATT	YDS	LG	TD
09/13	at Vikings	S	44	32	364	72.7	8.3	11.4	4	0	45t	0/0	127.5	1	2	2	0
09/20	Lions	S	30	18	240	60.0	8.0	13.3	2	0	41	1/11	107.6	2	12	8	0
09/27	at Saints	S	32	21	283	65.6	8.8	13.5	3	0	72	1/12	124.9	2	12	13	0
10/05	Falcons	S	33	27	327	81.8	9.9	12.1	4	0	29	1/12	147.5	1	5	5	0
10/18	at Buccaneers	S	35	16	160	45.7	4.6	10.0	0	2	20	4/42	35.4	2	14	8	0
10/25	at Texans	S	34	23	283	67.6	8.3	12.3	4	0	45t	0/0	132.4	0	0	0	0
11/01	Vikings	S	41	27	291	65.9	7.1	10.8	3	0	45	1/0	110.9	2	9	7	0
11/05	at 49ers	S	31	25	305	80.6	9.8	12.2	4	0	52	1/11	147.2	1	7	7	0
11/15	Jaguars	S	34	24	325	70.6	9.6	13.5	2	1	78t	1/10	108.1	3	4	5t	1
11/22	at Colts	S	38	27	311	71.1	8.2	11.5	3	1	47	1/10	110.7	3	13	9	0
11/29	Bears	S	29	21	211	72.4	7.3	10.0	4	0	39t	0/0	132.3	2	12	10	0
12/06	Eagles	S	34	25	295	73.5	8.7	11.8	3	0	42	2/7	128.9	4	-3	0	0
12/13	at Lions	S	33	26	290	78.8	8.8	11.2	3	0	56t	0/0	133.6	6	13	6t	1
12/19	Panthers	S	29	20	143	69.0	4.9	7.2	1	0	22	5/47	91.6	5	26	10	1
12/27	Titans	S	25	21	231	84.0	9.2	11.0	4	1	32	1/17	128.1	3	19	14	0
01/03	at Bears	S	24	19	240	79.2	10.0	12.6	4	0	72t	1/3	147.9	1	4	4	0
2020 TOTALS	16-16		526	372	4,299	70.7	8.2	11.6	48	5	78t	20/182	121.5	38	149	14	3

2020 GXG POSTSEASON (PACKERS)

01/16	Rams	S	36	23	296	63.9	8.2	12.9	2	0	58t	0/0	108.1	4	-3	1t	1
01/24	Buccaneers	S	48	33	346	68.8	7.2	10.5	3	1	50t	5/32	101.6	0	0	0	0
2020 TOTALS	2-2		84	56	642	66.7	7.6	11.5	5	1	58t	5/32	104.4	4	-3	1t	1

2019 GXG REGULAR SEASON (PACKERS)

DATE	OPPONENT	P/S	PASSING											RUSHING			
			ATT	CMP	YDS	PCT	Y/A	Y/C	TD	INT	LG	SK/YD	RATE	ATT	YDS	LG	TD
09/05	at Bears	S	30	18	203	60.0	6.8	11.3	1	0	47	5/37	91.4	3	8	10	0
09/15	Vikings	S	34	22	209	64.7	6.1	9.5	2	0	39	2/18	101.2	1	0	0	0
09/22	Broncos	S	29	17	235	58.6	8.1	13.8	1	0	40t	0/0	96.2	1	-1	-1	0
09/26	Eagles	S	53	34	422	64.2	8.0	12.4	2	1	58	1/8	93.4	5	46	14	0
10/06	at Cowboys	S	34	22	238	64.7	7.0	10.8	0	0	23	2/23	85.2	4	-1	3	0
10/14	Lions	S	39	24	283	61.5	7.3	11.8	2	1	46	1/6	90.0	3	10	12	0
10/20	Raiders	S	31	25	429	80.6	13.8	17.2	5	0	74t	1/8	158.3	2	6	3t	1
10/27	at Chiefs	S	33	23	305	69.7	9.2	13.3	3	0	67t	5/49	129.0	6	29	15	0
11/03	at Chargers	S	35	23	161	65.7	4.6	7.0	1	0	17	3/22	85.5	1	5	5	0
11/10	Panthers	S	29	17	233	58.6	8.0	13.7	0	0	48	2/8	84.4	1	7	7	0
11/24	at 49ers	S	33	20	104	60.6	3.2	5.2	1	0	15	5/38	75.8	3	13	5	0
12/01	at Giants	S	33	21	243	63.6	7.4	11.6	4	0	43	0/0	125.4	3	24	15	0
12/08	Washington	S	28	18	195	64.3	7.0	10.8	1	0	25	4/28	96.6	5	16	13	0
12/15	Bears	S	33	16	203	48.5	6.2	12.7	1	0	49	1/11	78.2	3	23	17	0
12/23	at Vikings	S	40	26	216	65.0	5.4	8.3	0	1	18	3/17	68.3	3	-3	-1	0
12/29	at Lions	S	55	27	323	49.1	5.9	12.0	2	1	33	1/11	72.0	2	1	2	0
2019 TOTALS	16-16		569	353	4,002	62.0	7.0	11.3	26	4	74t	36/284	95.4	46	183	17	1

2019 GXG POSTSEASON (PACKERS)

01/12	Seahawks	S	27	16	243	59.3	9.0	15.2	2	0	40t	2/8	113.7	5	14	14	0
01/19	at 49ers	S	39	31	326	79.5	8.4	10.5	2	2	65	3/30	97.2	1	0	0	0
2019 TOTALS	2-2		66	47	569	71.2	8.6	12.1	4	2	65	5/38	104.9	6	14	14	0

2018 GXG REGULAR SEASON (PACKERS)

DATE	OPPONENT	P/S	PASSING											RUSHING			
			ATT	CMP	YDS	PCT	Y/A	Y/C	TD	INT	LG	SK/YD	RATE	ATT	YDS	LG	TD
09/09	Bears	S	30	20	286	66.7	9.5	14.3	3	0	75t	2/19	130.7	1	15	15	0
09/16	Vikings	S	42	30	281	71.4	6.7	9.4	1	0	34	4/28	97.4	3	8	7	0
09/23	at Washington	S	44	27	265	61.4	6.0	9.8	2	0	64t	4/25	93.5	2	13	10	0
09/30	Bills	S	40	22	298	55.0	7.5	13.5	1	1	43	2/16	76.9	5	31	15	0
10/07	at Lions	S	52	32	442	61.5	8.5	13.8	3	0	54	4/19	108.0	3	10	6	0
10/15	49ers	S	46	25	425	54.3	9.2	17.0	2	0	60	3/20	100.4	3	34	21	0
10/28	at Rams	S	30	18	286	60.0	9.5	15.9	1	0	48	3/33	102.9	1	5	5	0
11/04	at Patriots	S	43	24	259	55.8	6.0	10.8	2	0	51	1/9	89.2	4	8	6	0
11/11	Dolphins	S	28	19	199	67.9	7.1	10.5	2	0	30	2/17	112.1	6	21	9	0
11/15	at Seahawks	S	30	21	332	70.0	11.1	15.8	2	0	57	5/21	128.8	1	3	3	0
11/25	at Vikings	S	28	17	198	60.7	7.1	11.6	1	0	36	4/26	94.0	0	0	0	0
12/02	Cardinals	S	50	31	233	62.0	4.7	7.5	1	0	19	1/6	79.8	3	20	11	0
12/09	Falcons	S	32	21	196	65.6	6.1	9.3	2	0	24t	4/34	103.1	3	44	21	0
12/16	at Bears	S	42	25	274	59.5	6.5	11.0	0	1	28	5/39	68.9	3	25	10	0
12/23	at Jets	S	55	37	442	67.3	8.0	11.9	2	0	49t	4/29	103.8	5	32	23	2
12/30	Lions	S	5	3	26	60.0	5.2	8.7	0	0	16	1/12	73.8	0	0	0	0
2018 TOTALS	16-16		597	372	4,442	62.3	7.4	11.9	25	2	75t	49/353	97.6	43	269	23	2

VETERANS

2017 GXG REGULAR SEASON (PACKERS)

DATE	OPPONENT	P/S	PASSING											RUSHING				
			ATT	CMP	YDS	PCT	Y/A	Y/C	TD	INT	LG	SK/YD	RATE	ATT	YDS	LG	TD	
09/10	Seahawks	S	42	28	311	66.7	7.4	11.1	1	1	32t	4/25	86.5	7	21	13	0	
09/17	at Falcons	S	50	33	343	66.0	6.9	10.4	2	1	33t	3/35	90.7	2	8	9	0	
09/24	Bengals	S	42	28	313	66.7	7.5	11.2	3	1	72	6/33	102.6	4	23	13	0	
09/28	Bears	S	26	18	179	69.2	6.9	9.9	4	0	58	2/10	128.0	1	-1	-1	0	
10/08	at Cowboys	S	29	19	221	65.5	7.6	11.6	3	0	33	4/39	122.9	4	32	18	0	
10/15	at Vikings	S	4	2	18	50.0	4.5	9.0	0	0	10	0/0	62.5	0	0	0	0	
10/22	Saints																	
11/06	Lions																	
11/12	at Bears																	
11/19	Ravens																	
11/26	at Steelers																	
12/03	Buccaneers																	
12/10	at Browns																	
12/17	at Panthers	S	45	26	290	57.8	6.4	11.2	3	3	36	3/26	71.5	6	43	12	0	
12/23	Vikings																	
12/31	at Lions																	
2017 TOTALS		7-7	238	154	1,675	64.7	7.0	10.9	16	6	72	22/168	97.2	24	126	18	0	

COMMUNITY

2016 GXG REGULAR SEASON (PACKERS)

DATE	OPPONENT	P/S	PASSING											RUSHING			
			ATT	CMP	YDS	PCT	Y/A	Y/C	TD	INT	LG	SK/YD	RATE	ATT	YDS	LG	TD
09/11	at Jaguars	S	34	20	199	58.8	5.9	10.0	2	0	32	1/0	95.1	4	16	8	1
09/18	at Vikings	S	36	20	213	55.6	5.9	10.7	1	1	39	5/33	70.7	3	29	10t	1
09/25	Lions	S	24	15	205	62.5	8.5	13.7	4	0	49	2/4	129.3	5	22	14	0
10/09	Giants	S	45	23	259	51.1	5.8	11.3	2	2	29t	0/0	65.0	5	15	11	0
10/16	Cowboys	S	42	31	294	73.8	7.0	9.5	1	1	25	1/0	90.8	3	7	9	0
10/20	Bears	S	56	39	326	69.6	5.8	8.4	3	0	25	2/23	102.2	2	7	8	0
10/30	at Falcons	S	38	28	246	73.7	6.5	8.8	4	0	58	3/23	125.5	6	60	23	0
11/06	Colts	S	43	26	297	60.5	6.9	11.4	3	1	40	3/8	94.8	6	43	21	0
11/13	at Titans	S	51	31	371	60.8	7.3	12.0	2	2	46	5/46	79.8	3	27	20t	1
11/20	at Washington	S	41	26	351	63.4	8.6	13.5	3	0	47	2/20	115.0	3	33	17	0
11/28	at Eagles	S	39	30	313	76.9	8.0	10.4	2	0	50	0/0	116.7	6	26	16	0
12/04	Texans	S	30	20	209	66.7	7.0	10.5	2	0	32t	1/9	108.9	3	16	11	0
12/11	Seahawks	S	23	18	246	78.3	10.7	13.7	3	0	66t	1/9	150.8	3	-6	-1	0
12/18	at Bears	S	31	19	252	61.3	8.1	13.3	0	0	60	4/27	87.0	3	19	8	0
12/24	Vikings	S	38	28	347	73.7	9.1	12.4	4	0	48	4/39	136.6	2	13	7	1
01/01	at Lions	S	39	27	300	69.2	7.7	11.1	4	0	39	1/5	126.0	10	42	13	0
2016 TOTALS		16-16	610	401	4,428	65.7	7.3	11.0	40	7	66t	35/246	104.2	67	369	23	4

ADMIN & COACHES

2016 GXG POSTSEASON (PACKERS)

01/08	Giants	S	40	25	362	62.5	9.1	14.5	4	0	42t	5/31	125.2	2	0	1	0
01/15	at Cowboys	S	43	28	355	65.1	8.3	12.7	2	1	35	3/29	96.6	2	16	11	0
01/22	at Falcons	S	45	27	287	60.0	6.4	10.6	3	1	34	2/19	91.6	4	46	28	0
2016 TOTALS		3-3	128	80	1,004	62.5	7.8	12.6	9	2	42t	10/79	103.8	8	62	28	0

RODBERS

2015 GXG REGULAR SEASON (PACKERS)

DATE	OPPONENT	P/S	PASSING											RUSHING			
			ATT	CMP	YDS	PCT	Y/A	Y/C	TD	INT	LG	SK/YD	RATE	ATT	YDS	LG	TD
09/13	at Bears	S	23	18	189	78.3	8.2	10.5	3	0	34	0/0	140.5	8	35	15	0
09/20	Seahawks	S	33	25	249	75.8	7.5	10.0	2	0	29t	2/15	116.9	6	23	9	0
09/28	Chiefs	S	35	24	333	68.6	9.5	13.9	5	0	52	1/8	138.5	2	16	11	0
10/04	at 49ers	S	32	22	224	68.8	7.0	10.2	1	0	38	3/24	99.0	3	33	17	0
10/11	Rams	S	30	19	241	63.3	8.0	12.7	2	2	65t	2/5	82.8	8	39	18	0
10/18	Chargers	S	29	16	255	55.2	8.8	15.9	2	0	46	3/18	107.7	2	14	15	0
11/01	at Broncos	S	22	14	77	63.6	3.5	5.5	0	0	17	3/27	69.7	2	31	17	0
11/08	at Panthers	S	48	25	369	52.1	7.7	14.8	4	1	53t	5/38	96.6	4	22	8	0
11/15	Lions	S	61	35	333	57.4	5.5	9.5	2	0	32	3/8	83.6	2	8	9	0
11/22	at Vikings	S	34	16	212	47.1	6.2	13.3	2	0	37	2/16	86.9	3	6	8	0
11/26	Bears	S	43	22	202	51.2	4.7	9.2	1	1	32	2/14	62.4	4	33	18	0
12/03	at Lions	S	36	24	273	66.7	7.6	11.4	2	1	61t	3/27	96.2	4	27	17t	1
12/13	Cowboys	S	35	22	218	62.9	6.2	9.9	2	0	24	2/13	99.5	3	27	16	0
12/20	at Raiders	S	39	22	204	56.4	5.2	9.3	1	1	30t	2/14	68.8	1	-1	-1	0
12/27	at Cardinals	S	28	15	151	53.6	5.4	10.1	1	1	38	8/70	66.2	3	19	10	0
01/03	Vikings	S	44	28	291	63.6	6.6	10.4	1	1	37	5/17	80.2	3	12	11	0
2015 TOTALS		16-16	572	347	3,821	60.7	6.7	11.0	31	8	65t	46/314	92.7	58	344	18	1

DRAFT & FREE AGENTS

2015 GXG POSTSEASON (PACKERS)

01/10	at Washington	S	36	21	210	58.3	5.8	10.0	2	0	34	1/5	93.5	1	-1	-1	0
01/16	at Cardinals	S	44	24	261	54.5	5.9	10.9	2	1	60	1/10	77.9	2	21	19	0
2015 TOTALS		2-2	80	45	471	56.3	5.9	10.5	4	1	60	2/15	84.9	3	20	19	0

2020 REVIEW

RECORDS & HISTORY

LAMBEAU FIELD

MISC.

2014 GXG REGULAR SEASON (PACKERS)

DATE	OPPONENT	P/S	PASSING										RUSHING				
			ATT	CMP	YDS	PCT	Y/A	Y/C	TD	INT	LG	SK/YD	RATE	ATT	YDS	LG	TD
09/04	at Seahawks	S	33	23	189	69.7	5.7	8.2	1	1	23	3/14	81.5	0	0	0	0
09/14	Jets	S	42	25	346	59.5	8.2	13.8	3	0	80t	4/36	109.8	6	28	11	0
09/21	at Lions	S	27	16	162	59.3	6.0	10.1	1	0	18	2/15	88.8	0	0	0	0
09/28	at Bears	S	28	22	302	78.6	10.8	13.7	4	0	46	1/0	151.2	1	8	8	0
10/02	Vikings	S	17	12	156	70.6	9.2	13.0	3	0	66t	2/14	138.7	0	0	0	0
10/12	at Dolphins	S	42	24	264	57.1	6.3	11.0	3	0	28	3/16	99.7	7	34	9	0
10/19	Panthers	S	22	19	255	86.4	11.6	13.4	3	0	59t	2/14	154.5	3	21	16	0
10/26	at Saints	S	39	28	418	71.8	10.7	14.9	1	2	70t	3/19	93.8	2	21	14t	1
11/09	Bears	S	27	18	315	66.7	11.7	17.5	6	0	73t	0/0	145.8	0	0	0	0
11/16	Eagles	S	36	22	341	61.1	9.5	15.5	3	0	64	1/2	120.3	3	32	16	0
11/23	at Vikings	S	29	19	209	65.5	7.2	11.0	2	0	34	1/2	109.7	6	34	18	0
11/30	Patriots	S	38	24	368	63.2	9.7	15.3	2	0	45t	3/20	112.6	5	22	17	0
12/08	Falcons	S	36	24	327	66.7	9.1	13.6	3	0	60t	1/4	123.3	5	28	12	0
12/14	at Bills	S	42	17	185	40.5	4.4	10.9	0	2	20	1/10	34.3	3	27	19	0
12/21	at Buccaneers	S	40	31	318	77.5	8.0	10.3	1	0	30	1/8	108.1	0	0	0	0
12/28	Lions	S	22	17	226	77.3	10.3	13.3	2	0	34	0/0	139.6	2	14	13	1
2014 TOTALS	16-16		520	341	4,381	65.6	8.4	12.8	38	5	80t	28/174	112.2	43	269	19	2

2014 GXG POSTSEASON (PACKERS)

01/11	Cowboys	S	35	24	316	68.6	9.0	13.2	3	0	46t	2/19	125.4	3	-4	-1	0
01/18	at Seahawks	S	34	19	178	55.9	5.2	9.4	1	2	23	1/7	55.8	1	12	12	0
2014 TOTALS	2-2		69	43	494	62.3	7.2	11.5	4	2	46t	3/26	91.1	4	8	12	0

2013 GXG REGULAR SEASON (PACKERS)

DATE	OPPONENT	P/S	PASSING										RUSHING				
			ATT	CMP	YDS	PCT	Y/A	Y/C	TD	INT	LG	SK/YD	RATE	ATT	YDS	LG	TD
09/08	at 49ers	S	37	21	333	56.8	9.0	15.9	3	1	38	2/11	102.6	2	13	7	0
09/15	Washington	S	42	34	480	81.0	11.4	14.1	4	0	57	4/39	146.0	3	-3	-1	0
09/22	at Bengals	S	43	26	244	60.5	5.7	9.4	1	2	30	4/27	64.5	3	24	18	0
10/06	Lions	S	30	20	274	66.7	9.1	13.7	1	0	83t	1/5	106.8	5	8	6	0
10/13	at Ravens	S	32	17	315	53.1	9.8	18.5	1	1	64t	3/17	84.8	5	21	12	0
10/20	Browns	S	36	25	260	69.4	7.2	10.4	3	0	39	1/7	117.8	4	12	5	0
10/27	at Vikings	S	29	24	285	82.8	9.8	11.9	2	0	76t	2/3	130.6	6	31	14	0
11/04	Bears	S	2	1	27	50.0	13.5	27.0	0	0	27	1/3	95.8	1	9	9	0
11/10	Eagles																
11/17	at Giants																
11/24	Vikings																
11/28	at Lions																
12/08	Falcons																
12/15	at Cowboys																
12/22	Steelers																
12/29	at Bears	S	39	25	318	64.1	8.2	12.7	2	2	48t	3/5	85.2	1	5	5	0
2013 TOTALS	9-9		290	193	2,536	66.6	8.7	13.1	17	6	83t	21/117	104.9	30	120	18	0

2013 GXG POSTSEASON (PACKERS)

01/05	49ers	S	26	17	177	65.4	6.8	10.4	1	0	26	4/20	97.8	2	11	9	0
2013 TOTALS	1-1		26	17	177	65.4	6.8	10.4	1	0	26	4/20	97.8	2	11	9	0

PACKERS HEAD-COACHING DEBUTS

Matt LaFleur, the 15th head coach in Green Bay history, became the first Packers coach to play his first official league contest outside of Wisconsin when Green Bay played at Soldier Field vs. the Chicago Bears to open the 2019 season.

Coach	Date	Opponent	Site	Result
Earl "Curly" Lambeau	10/23/21	Minneapolis Marines	Hagemeister Park, Green Bay	W, 7-6
Gene Ronzani	09/17/50	Detroit Lions	City Stadium, Green Bay	L, 45-7
Lisle Blackburn	09/26/54	Pittsburgh Steelers	City Stadium, Green Bay	L, 21-20
Ray "Scooter" McLean	09/28/58	Chicago Bears	*Lambeau Field, Green Bay	L, 34-20
Vince Lombardi	09/27/59	Chicago Bears	*Lambeau Field, Green Bay	W, 9-6
Phil Bengtson	09/15/68	Philadelphia Eagles	Lambeau Field, Green Bay	W, 30-13
Dan Devine	09/19/71	New York Giants	Lambeau Field, Green Bay	L, 42-40
Bart Starr	09/21/75	Detroit Lions	County Stadium, Milwaukee	L, 30-16
Forrest Gregg	09/02/84	St. Louis Cardinals	Lambeau Field, Green Bay	W, 24-23
Lindy Infante	09/04/88	Los Angeles Rams	Lambeau Field, Green Bay	L, 34-7
Mike Holmgren	09/06/92	Minnesota Vikings	Lambeau Field, Green Bay	L, 23-20 (ot)
Ray Rhodes	09/12/99	Oakland Raiders	Lambeau Field, Green Bay	W, 28-24
Mike Sherman	09/03/00	New York Jets	Lambeau Field, Green Bay	L, 20-16
Mike McCarthy	09/10/06	Chicago Bears	Lambeau Field, Green Bay	L, 26-0
Matt LaFleur	09/05/19	Chicago Bears	Soldier Field, Chicago	W, 10-3

*—Then known as (new) City Stadium, before facility renamed Lambeau Field in 1965

VETERANS

COMMUNITY

ADMIN. & COACHES

ROBBERNS

DRAFT & FREE AGENTS

2020 REVIEW

RECORDS & HISTORY

LAMBEAU FIELD

MISC.

2012 GXG REGULAR SEASON (PACKERS)

DATE	OPPONENT	P/S	PASSING											RUSHING			
			ATT	CMP	YDS	PCT	Y/A	Y/C	TD	INT	LG	SK/YD	RATE	ATT	YDS	LG	TD
09/09	49ers	S	44	30	303	68.2	6.9	10.1	2	1	49	3/24	93.3	5	27	9	0
09/13	Bears	S	32	22	219	68.8	6.8	10.0	1	1	26t	5/31	85.3	3	-6	-2	0
09/24	at Seahawks	S	39	26	223	66.7	5.7	8.6	0	0	31	8/39	81.5	2	17	16	0
09/30	Saints	S	41	31	319	75.6	7.8	10.3	4	1	20	0/0	119.9	5	13	10	0
10/07	at Colts	S	32	20	235	62.5	7.3	11.8	3	1	31t	5/28	103.0	5	57	19	0
10/14	at Texans	S	37	24	338	64.9	9.1	14.1	6	0	48t	2/10	133.8	2	17	15	0
10/21	at Rams	S	37	30	342	81.1	9.2	11.4	3	0	52	3/10	132.2	2	0	1	0
10/28	Jaguars	S	35	22	186	62.9	5.3	8.5	2	0	31	2/14	95.7	3	4	4	0
11/04	Cardinals	S	30	14	218	46.7	7.3	15.6	4	1	72t	1/10	96.9	8	33	25	0
11/18	at Lions	S	27	19	236	70.4	8.7	12.4	2	1	40	3/17	106.4	1	3	3	0
11/25	at Giants	S	25	14	219	56.0	8.8	15.6	1	1	61t	5/29	81.9	3	22	11	0
12/02	Vikings	S	35	27	286	77.1	8.2	10.6	1	1	33	2/3	98.0	4	15	8	0
12/09	Lions	S	24	14	173	58.3	7.2	12.4	0	0	38	3/25	80.7	3	32	27t	1
12/16	at Bears	S	36	23	291	63.9	8.1	12.7	3	0	31	3/13	116.8	4	14	6	0
12/23	Titans	S	38	27	342	71.1	9.0	12.7	3	0	34	1/8	125.1	4	11	6t	1
12/30	at Vikings	S	40	28	365	70.0	9.1	13.0	4	0	73	5/32	131.8	0	0	0	0

2012 TOTALS 16-16 552 371 4,295 67.2 7.8 11.6 39 8 73 51/293 108.0 54 259 27t 2

2012 GXG POSTSEASON (PACKERS)

01/05	Vikings	S	33	23	274	69.7	8.3	11.9	1	0	32	3/24	104.9	2	12	10	0
01/12	at 49ers	S	39	26	257	66.7	6.6	9.9	2	1	44	1/9	91.5	3	28	17	0
2012 TOTALS	2-2		72	49	531	68.1	7.4	10.8	3	1	44	4/33	97.6	5	40	17	0

2011 GXG REGULAR SEASON (PACKERS)

DATE	OPPONENT	P/S	PASSING											RUSHING			
			ATT	CMP	YDS	PCT	Y/A	Y/C	TD	INT	LG	SK/YD	RATE	ATT	YDS	LG	TD
09/08	Saints	S	35	27	312	77.1	8.9	11.6	3	0	36	2/16	132.1	4	1	2	0
09/18	at Panthers	S	30	19	308	63.3	10.3	16.2	2	0	84t	1/13	119.9	5	13	8	0
09/25	at Bears	S	38	28	297	73.7	7.8	10.6	3	1	25	2/5	111.4	1	3	3	0
10/02	Broncos	S	38	29	408	76.3	10.7	14.1	4	1	61	2/12	134.5	9	36	11t	2
10/09	at Falcons	S	39	26	396	66.7	10.2	15.2	2	0	70t	4/27	117.0	1	-1	-1	0
10/16	Rams	S	29	18	316	62.1	10.9	17.6	3	1	93t	1/7	119.3	7	15	9	0
10/23	at Vikings	S	30	24	335	80.0	11.2	14.0	3	0	79t	4/28	146.5	2	8	9	0
11/06	at Chargers	S	26	21	247	80.8	9.5	11.8	4	0	64	4/15	145.8	8	52	25	0
11/14	Vikings	S	30	23	250	76.7	8.3	10.9	4	0	25	3/22	140.3	6	21	9	0
11/20	Buccaneers	S	34	23	299	67.6	8.8	13.0	3	1	40t	2/12	112.3	5	28	11	0
11/24	at Lions	S	33	22	307	66.7	9.3	14.0	2	0	65t	2/11	116.6	1	-1	-1	0
12/04	at Giants	S	46	28	369	60.9	8.0	13.2	4	1	33	2/9	106.2	4	32	13	0
12/11	Raiders	S	30	17	281	56.7	9.4	16.5	2	1	37t	3/20	96.7	0	0	0	0
12/18	at Chiefs	S	35	17	235	48.6	6.7	13.8	1	0	41	4/22	80.1	3	32	19	1
12/25	Bears	S	29	21	283	72.4	9.8	13.5	5	0	55t	0/0	142.7	4	18	12	0
01/01	Lions		INACTIVE														

2011 TOTALS 15-15 502 343 4,643 68.3 9.2 13.5 45 6 93t 36/219 122.5 60 257 25 3

2011 GXG POSTSEASON (PACKERS)

01/15	Giants	S	46	26	264	56.5	5.7	10.2	2	1	21	4/23	78.5	7	66	16	0
2011 TOTALS	1-1		46	26	264	56.5	5.7	10.2	2	1	21	4/23	78.5	7	66	16	0

THE FIRST NFL GAME

After playing independently for two seasons, the Packers were admitted to the American Professional Football Association in 1921. A year later, the APFA changed its name to the National Football League.

The Packers played their first official league game **Oct. 23, 1921**, at Green Bay's Hagemeister Park, and beat the Minneapolis Marines, 7-6.

Late in the fourth quarter, the Marines fumbled a punt at their 35-yard line and Packers end Dave "Jigger" Hayes recovered. Three plays later, with the crowd yelling, "Throw a forward," Buff Wagner made a nearly impossible catch of a Curly Lambeau pass at the Marines' 14-yard line. After the Packers barely picked up a first down, fullback Art Schmaehl took a direct snap and bulled his way for a 4-yard touchdown. Lambeau's extra point proved decisive, but the crowd was already celebrating.

"Cushions went flying in the air while soaring hats were as thick as Green Bay flies on a July night," George Calhoun wrote in his game story.

Minneapolis 6 0 0 0 — 6

Green Bay 0 0 7 — 7

Starting lineup—LE Bill DuMoe, LT Cub Buck, LG James Cook, C Fee Klaus, RG Sammy Powers, RT Jab Murray, RE Dave Hayes, QB Adolph Kliebhan, LHB Grover Malone, RHB Buff Wagner, FB Art Schmaehl.

Others who played—G Joe Carey, B Lynn Howard, B Curly Lambeau, B Orlo McLean, E Lyle Wheeler, G Milt Wilson.

PACKERS FIRSTS

Game Win—Sunday, Oct. 23, 1921, 7-6 victory over Minneapolis Marines, Hagemeister Park, Green Bay.

Loss—Oct. 30, 1921, fell 13-3 to Rock Island Independents, Hagemeister Park.

Touchdown—Fullback Art Schmaehl, 4-yard run, vs. Minneapolis, Oct. 23, 1921.

Touchdown Pass—Curly Lambeau to Bill DuMoe, 35 yards (fake kick) vs. Hammond Pros, Nov. 13, 1921, Hagemeister Park.

Point After Touchdown—Curly Lambeau with Cub Buck holding, vs. Minneapolis, Oct. 23, 1921, Hagemeister Park.

2010 GXG REGULAR SEASON (PACKERS)

DATE	OPPONENT	P/S	PASSING										RUSHING				
			ATT	CMP	YDS	PCT	Y/A	Y/C	TD	INT	LG	SK/YD	RATE	ATT	YDS	LG	TD
09/12	at Eagles	S	31	19	188	61.3	6.1	9.9	2	2	32t	3/21	73.1	5	9	7	0
09/19	Bills	S	29	19	255	65.5	8.8	13.4	2	0	34	0/0	116.3	5	20	12	1
09/27	at Bears	S	45	34	316	75.6	7.0	9.3	1	1	28	0/0	92.5	2	20	17	1
10/03	Lions	S	17	12	181	70.6	10.6	15.1	3	2	48	2/12	105.3	3	20	16	0
10/10	at Washington	S	46	27	293	58.7	6.4	10.9	1	1	35	4/23	75.7	4	30	15	0
10/17	Dolphins	S	33	18	313	54.5	9.5	17.4	1	1	86t	5/30	84.5	4	14	8	1
10/24	Vikings	S	34	21	295	61.8	8.7	14.0	2	2	45	0/0	84.8	3	14	11	0
10/31	at Jets	S	34	15	170	44.1	5.0	11.3	0	0	30	2/14	59.7	3	5	5	0
11/07	Cowboys	S	34	27	289	79.4	8.5	10.7	3	0	33	1/12	131.5	5	41	27	0
11/21	at Vikings	S	31	22	301	71.0	9.7	13.7	4	0	47	3/23	141.3	3	21	15	0
11/28	at Falcons	S	35	26	344	74.3	9.8	13.2	1	0	35	1/3	114.5	12	51	11	1
12/05	49ers	S	30	21	298	70.0	9.9	14.2	3	0	61t	4/24	135.1	4	39	12	0
12/12	at Lions	S	11	7	46	63.6	4.2	6.6	0	1	12	2/18	34.7	2	25	18	0
12/19	at Patriots																
12/26	Giants	S	37	25	404	67.6	10.9	16.2	4	0	80t	2/8	139.9	2	26	15	0
01/02	Bears	S	28	19	229	67.9	8.2	12.1	1	1	46	2/5	89.7	7	21	7	0
2010 TOTALS		15-15	475	312	3,922	65.7	8.3	12.6	28	11	86t	31/193	101.2	64	356	27	4

2010 GXG POSTSEASON (PACKERS)

01/09	at Eagles	S	27	18	180	66.7	6.7	10.0	3	0	20	2/9	122.5	3	4	8	0
01/15	at Falcons	S	36	31	366	86.1	10.2	11.8	3	0	34	2/20	136.8	2	13	7t	1
01/23	at Bears	S	30	17	244	56.7	8.1	14.4	0	2	26	1/8	55.4	7	39	25	1
02/06	Steelers	S	39	24	304	61.5	7.8	12.7	3	0	38	3/16	111.5	2	-2	-1	0
2010 TOTALS		4-4	132	90	1,094	68.2	8.3	12.2	9	2	38	8/53	109.8	14	54	25	2

2009 GXG REGULAR SEASON (PACKERS)

DATE	OPPONENT	P/S	PASSING										RUSHING				
			ATT	CMP	YDS	PCT	Y/A	Y/C	TD	INT	LG	SK/YD	RATE	ATT	YDS	LG	TD
09/13	Bears	S	28	17	184	60.7	6.6	10.8	1	0	50t	4/34	92.0	3	7	9	0
09/20	Bengals	S	39	21	261	53.8	6.7	12.4	1	0	26	6/39	83.4	4	43	16	0
09/27	at Rams	S	23	13	269	56.5	11.7	20.7	2	0	53	2/19	126.9	8	38	12	1
10/05	at Vikings	S	37	26	384	70.3	10.4	14.8	2	1	62t	8/42	110.6	2	16	11	0
10/18	Lions	S	37	29	358	78.4	9.7	12.3	2	1	47t	5/30	113.7	3	9	10	0
10/25	at Browns	S	20	15	246	75.0	12.3	16.4	3	0	71t	0/0	155.4	4	23	19	0
11/01	Vikings	S	41	26	287	63.4	7.0	11.0	3	0	42	6/29	108.5	5	52	35	0
11/08	at Buccaneers	S	35	17	266	48.6	7.6	15.6	2	3	74t	6/32	57.6	3	26	12t	1
11/15	Cowboys	S	36	25	189	69.4	5.3	7.6	1	0	24	4/11	91.1	5	15	11	1
11/22	49ers	S	45	32	344	71.1	7.6	10.8	2	0	64t	2/18	108.0	7	13	11	0
11/26	at Lions	S	39	28	348	71.8	8.9	12.4	3	0	68	1/6	124.7	1	5	5	0
12/07	Ravens	S	40	26	263	65.0	6.6	10.1	3	2	29	1/7	87.8	4	30	23	0
12/13	at Bears	S	24	16	180	66.7	7.5	11.3	0	0	25	3/23	88.9	3	6	9	0
12/20	at Steelers	S	48	26	383	54.2	8.0	14.7	3	0	83t	1/7	101.3	3	22	14t	1
12/27	Seahawks	S	23	12	237	52.2	10.3	19.8	1	0	40	1/9	103.0	1	9	9	0
01/03	at Cardinals	S	26	21	235	80.8	9.0	11.2	1	0	51	0/0	117.1	2	2	1t	1
2009 TOTALS		16-16	541	350	4,434	64.7	8.2	12.7	30	7	83t	50/306	103.2	58	316	35	5

2009 GXG POSTSEASON (PACKERS)

01/10	at Cardinals	S	42	28	423	66.7	10.1	15.1	4	1	44	5/19	121.4	3	13	13	1
2009 TOTALS		1-1	42	28	423	66.7	10.1	15.1	4	1	44	5/19	121.4	3	13	13	1

2008 GXG REGULAR SEASON (PACKERS)

DATE	OPPONENT	P/S	PASSING										RUSHING				
			ATT	CMP	YDS	PCT	Y/A	Y/C	TD	INT	LG	SK/YD	RATE	ATT	YDS	LG	TD
09/08	Vikings	S	22	18	178	81.8	8.1	9.9	1	0	56	0/0	115.5	8	35	21	1
09/14	at Lions	S	38	24	328	63.2	8.6	13.7	3	0	62	1/4	117.0	4	25	13	0
09/21	Cowboys	S	39	22	290	56.4	7.4	13.2	0	0	50	5/40	80.1	5	10	5	1
09/28	at Buccaneers	S	27	14	165	51.9	6.1	11.8	2	3	48t	3/18	55.9	2	8	7	0
10/05	Falcons	S	37	25	313	67.6	8.5	12.5	3	1	44t	2/9	109.4	2	4	3	0
10/12	at Seahawks	S	30	21	208	70.0	6.9	9.9	2	0	45t	2/8	111.5	6	23	16	1
10/19	Colts	S	28	21	186	75.0	6.6	8.9	1	0	24	0/0	104.2	3	8	9	0
11/02	at Titans	S	41	22	314	53.7	7.7	14.3	1	1	52	4/26	76.7	2	11	6	0
11/09	at Vikings	S	26	15	142	57.7	5.5	9.5	0	0	19	4/32	72.9	1	1	1	0
11/16	Bears	S	30	23	227	76.7	7.6	9.9	2	1	29	0/0	105.8	1	1	1	0
11/24	at Saints	S	41	23	248	56.1	6.0	10.8	2	3	29	2/14	59.8	8	36	10t	1
11/30	Panthers	S	45	29	298	64.4	6.6	10.3	3	1	46	2/5	96.3	5	26	16	0
12/07	Texans	S	30	19	295	63.3	9.8	15.5	2	1	63	2/16	104.2	1	4	4	0
12/14	at Jaguars	S	32	20	278	62.5	8.7	13.9	1	1	46	3/24	87.8	5	22	7	0
12/22	at Bears	S	39	24	260	61.5	6.7	10.8	2	1	35	0/0	87.6	2	-6	-1	0
12/28	Lions	S	31	21	308	67.7	9.9	14.7	3	0	71t	4/35	132.2	1	-1	-1	0
2008 TOTALS		16-16	536	341	4,038	63.6	7.5	11.8	28	13	71t	34/231	93.8	56	207	21	4

VETERANS

COMMUNITY

ADMIN. & COACHES

ROBBERS

DRAFT & FREE AGENTS

2020 REVIEW

RECORDS & HISTORY

LAMBEAU FIELD

MISC.

2007 GXG REGULAR SEASON (PACKERS)

DATE	OPPONENT	P/S	PASSING										RUSHING							
			ATT	CMP	YDS	PCT	Y/A	Y/C	TD	INT	LG	SK/YD	RATE	ATT	YDS	LG	TD			
09/09	Eagles																			
09/16	at Giants																			
09/23	Chargers																			
09/30	at Vikings																			
10/07	Bears																			
10/14	Washington																			
10/29	at Broncos																			
11/04	at Chiefs																			
11/11	Vikings	P	2	2	17	100.0	8.5	8.5	0	0	15	0/0	102.1	2	-1	0	0			
11/18	Panthers																			
11/22	at Lions																			
11/29	at Cowboys	P	26	18	201	69.2	7.7	11.2	1	0	43	3/24	104.8	5	30	13	0			
12/09	Raiders																			
12/16	at Rams																			
12/23	at Bears																			
12/30	Lions																			
2007 TOTALS		2-0	28	20	218	71.4	7.8	10.9	1	0	43	3/24	106.0	7	29	13	0			

2007 GXG POSTSEASON (PACKERS)

01/12	Seahawks	P	0	0	0	0.0	0.0	0.0	0	0	0	0/0	0.0	0	0	0	0			
01/20	Giants																			
2007 TOTALS		1-0	0	0	0	0.0	0.0	0.0	0	0	0	0/0	0.0	0	0	0	0			

2006 GXG REGULAR SEASON (PACKERS)

DATE	OPPONENT	P/S	PASSING										RUSHING							
			ATT	CMP	YDS	PCT	Y/A	Y/C	TD	INT	LG	SK/YD	RATE	ATT	YDS	LG	TD			
09/10	Bears																			
09/17	Saints																			
09/24	at Lions																			
10/02	at Eagles	P	3	2	14	66.7	4.7	7.0	0	0	11	0/0	77.1	0	0	0	0			
10/08	Rams																			
10/22	at Dolphins																			
10/29	Cardinals																			
11/05	at Bills																			
11/12	at Vikings																			
11/19	Patriots	P	12	4	32	33.3	2.7	8.0	0	0	16	3/18	42.4	2	11	6	0			
11/27	at Seahawks																			
12/03	Jets																			
12/10	at 49ers																			
12/17	Lions																			
12/21	Vikings																			
12/31	at Bears																			
2006 TOTALS		2-0	15	6	46	40.0	3.1	7.7	0	0	16	3/18	48.2	2	11	6	0			

2005 GXG REGULAR SEASON (PACKERS)

DATE	OPPONENT	P/S	PASSING										RUSHING							
			ATT	CMP	YDS	PCT	Y/A	Y/C	TD	INT	LG	SK/YD	RATE	ATT	YDS	LG	TD			
09/11	at Lions																			
09/18	Browns																			
09/25	Buccaneers																			
10/03	at Panthers																			
10/09	Saints	P	1	1	0	100.0	0.0	0.0	0	0	0	0/0	79.2	0	0	0	0			
10/23	at Vikings																			
10/30	at Bengals																			
11/06	Steelers																			
11/13	at Falcons																			
11/21	Vikings																			
11/27	at Eagles																			
12/04	at Bears																			
12/11	Lions																			
12/19	at Ravens	P	15	8	65	53.3	4.3	8.1	0	1	16	3/28	36.8	1	8	8	0			
12/25	Bears																			
01/01	Seahawks	P	0	0	0	0.0	0.0	0.0	0	0	0	0/0	0.0	1	-1	-1	0			
2005 TOTALS		3-0	16	9	65	56.3	4.1	7.2	0	1	16	3/28	39.8	2	7	8	0			



JON RUNYAN 76

VETERANS

Ht: 6-4 Wt: 307 Born: August 8, 1997
NFL Games Played/Started: 16/0
Acquired: 06a-20

Guard // Michigan

Second NFL Season // Second Packers Season

PRO HIGHLIGHTS:

- ▶ Played in all 16 contests last season, the only Green Bay rookie to appear in every game, seeing time at both guard spots.
- ▶ Became the first Green Bay OL to be drafted in the sixth round or later to appear in every game as a rookie since T Mark Tauscher (seventh round) in 2000.
- ▶ Saw significant action in Week 11 at Indianapolis and in Week 12 vs. Chicago due to injuries on the line, playing the final 50 snaps of each game at left guard as the line allowed a total of one sack in those two contests.
- ▶ Selected by the Packers with the first of three choices in the sixth round (No. 192 overall), a pick that was acquired from the Las Vegas Raiders in 2019 for WR Trevor Davis. Became the first offensive lineman selected by the Packers out of the University of Michigan since G Joe O'Donnell in 1963 (third round, No. 40 overall).

2020 SEASON: Played in all 16 games, the only Green Bay rookie to appear in every game, seeing time on offense and special teams...Also appeared in both postseason contests...**At Minnesota (Sept. 13):** Made his NFL debut, entering the game at RG early in the fourth quarter in place of an injured Lane Taylor (knee) and appearing on the final 15 snaps of the game...**Vs. Detroit (Sept. 20):** Played the final eight snaps of the game at RG with starter Lucas Patrick moving to C in place of an injured Corey Linsley (hand)...**At San Francisco (Nov. 5):** Saw his most extensive action from scrimmage as a pro to that point, taking over at LG for the entire second half as he played all 31 snaps with Elgton Jenkins moving to LT and Billy Turner moving to RT in place of an injured Rick Wagner (knee)...**At Indianapolis (Nov. 22):** Took over at LG on the third series with Jenkins moving to C in place of an injured Linsley (back). Played the final 50 snaps, helping to protect QB Aaron Rodgers as he was sacked just once and connected on 27 of 38 passes for 311 yards and three TDs with one INT (110.7 rating)...**Vs. Chicago (Nov. 29):** Played most of the game for the second straight week, taking over at LG late in the first quarter with Jenkins moving to C again in place of an injured Linsley (knee). Played the final 50 snaps of the game at LG, part of a line that did not allow a sack as Rodgers posted a 132.3 passer rating (21 of 29 for 211 yards and four TDs with no INTs) and the offense racked up 182 rushing yards and a TD on 39 carries (4.7 avg.)...**Vs. L.A. Rams (NFC Divisional, Jan. 16):** Appeared on five snaps on special teams in his NFL postseason debut...**2020 Draft:** Selected by the Packers with the first of three choices in the sixth round (No. 192 overall), a pick that was acquired from the Las Vegas Raiders in 2019 for Davis. Became the first offensive lineman selected by the Packers out of the University of Michigan since O'Donnell in 1963 (third round, No. 40 overall).

COLLEGE: Appeared in 32 career games with 25 starts for the Wolverines, opening 24 contests at left tackle and one at right tackle...Earned first-team All-Big Ten honors from the conference's coaches as both a junior and a senior, also taking home first-team recognition from the media as

AT A GLANCE ...



- Played in all 16 contests last season, the only Green Bay rookie to appear in every game, seeing time at both guard spots.
- Became the first Green Bay OL to be drafted in the sixth round or later to appear in every game as a rookie since T Mark Tauscher (seventh round) in 2000.
- Saw significant action in Week 11 at Indianapolis and in Week 12 vs. Chicago due to injuries on the line, playing the final 50 snaps of each game at left guard as the line allowed a total of one sack in those two contests.
- Earned first-team All-Big Ten honors from the conference's coaches as both a junior and a senior, also taking home first-team recognition from the media as a senior in 2019.
- Was a two-time recipient (2018-19) of the Hugh R. Radar Award as the University of Michigan's top offensive lineman and was named to the watch list for the Outland Trophy in 2019.
- Appeared in 32 career games with 25 starts for the Wolverines, opening 24 contests at left tackle and one at right tackle.
- Father, Jon, was an All-Big Ten selection at Michigan in 1995 and went on to play 14 seasons in the NFL as an offensive tackle with the Houston Oilers/Tennessee Titans (1996-99), Philadelphia Eagles (2000-08) and San Diego Chargers (2009).

senior in 2019...Was a two-time recipient (2018-19) of the Hugh R. Radar Award as the University of Michigan's top offensive lineman and was named to the watch list for the Outland Trophy in 2019...Started in a bowl game in each of his final three seasons with the Wolverines...Earned his degree in sociology...**Senior season (2019):** Started the final 11 games of the season at LT, earning first-team All-Big Ten honors from the conference's coaches and media...Was named to the watch list for the Outland Trophy...Missed the first two games of the season due to injury...Was part of a line that protected QB Shea Patterson as he completed 214 of 381 passes (56.2 percent) for 3,061 yards and 23 TDs with eight INTs, the second-most passing yards in a season in school history...Blocked for Patterson as he threw for 384 yards, his career high with the Wolverines, and four TDs with no INTs vs. Michigan State (Nov. 16)...Part of a line that protected Patterson as he connected on 20 of 32 passes for 366 yards and five TDs at Indiana (Nov. 23), the most TD passes by a Michigan QB in a regulation game in school history...Helped Patterson become the first QB in school history to post three consecutive 300-yard passing games as he threw for 305 yards and a TD vs. Ohio State (Nov. 30)...**Junior season (2018):** Started all 13 contests at LT, earning first-team All-Big Ten recognition from the coaches and second-team honors from the media...Helped clear holes for RB Karan Higdon, who posted a team-high 1,178 yards and 10 TDs on 224 carries (5.3 avg.) and recorded eight 100-yard rushing games on the season...Made his first career start at LT at Notre Dame (Sept. 1)...Helped clear the way for Higdon to register a season-high 156 yards and a TD on 13 carries (12.0 avg.) vs. Western Michigan (Sept. 8)...Part of a line that didn't allow a sack vs. Maryland (Oct. 6) as Patterson threw for 282 yards and three TDs...**Sophomore season (2017):** Appeared in eight games with one start at RT...Made his collegiate debut at right guard vs. Florida (Sept. 2)...Played snaps at RG vs. Air Force (Sept. 16), at

COMMUNITY

ADMIN. & COACHES

RUNYAN

DRAFT & FREE AGENTS

2020 REVIEW

RECORDS & HISTORY

LANEBAU FIELD

MISC.

Purdue (Sept. 23), at Indiana (Oct. 14), vs. Rutgers (Oct. 28) and vs. Minnesota (Nov. 4)...Saw action as an additional LT at Maryland (Nov. 11)...Saw time at RT vs. Ohio State (Nov. 25)...Started at RT vs. South Carolina in the Outback Bowl (Jan. 1), his first collegiate start...**Redshirt freshman season (2016):** Did not see any action, sustaining an injury prior to the start of the season and missing the entire season.

PERSONAL: Given name Jon Daniel Runyan Jr. ... Father, Jon Sr., was an All-Big Ten selection at Michigan in 1995 and went on to play 14 seasons in the NFL as an offensive tackle with the Houston Oilers/Tennessee Titans (1996-99), Philadelphia Eagles (2000-08) and San Diego Chargers (2009)...Jon Sr. also served as the U.S. Representative for New Jersey's 3rd congressional district from

2011 to 2015 and currently works for the NFL as the vice president of policy and rules administration...His sister, Bella, is a sophomore guard on the Villanova basketball team...Studied abroad in May 2017 in Barcelona, Spain... Born in Houston, Texas...**High school:** Earned first-team all-state honors at St. Joseph's Preparatory School in Philadelphia, Pa., where he helped the Hawks win two straight PIAA Class AAAA state titles...Anchored a line that helped the offense average 201.5 yards per game...Was ranked the No. 15 player in the state of Pennsylvania and the No. 45 offensive lineman in the nation by Rivals.com...Was rated the No. 2 offensive guard in Pennsylvania by Scout.com...Also served as the kicker, earning second-team All-Philadelphia Catholic League honors as a senior...**Community involvement:** Regularly visited the C.S. Mott Children's Hospital while he was in college.

NFL debut: at Minnesota, 9/13/20

CAREER TRANSACTIONS

- 2020 Selected by Green Bay Packers as first of three choices in the sixth round (192nd overall) of '20 NFL Draft, April 25...Signed first contract, June 5.

JON RUNYAN'S NFL REGULAR-SEASON STATISTICS

DATE	TEAM	GP	GS
2020	Packers	16	0
NFL TOTALS		16	0

JON RUNYAN'S NFL POSTSEASON STATISTICS

DATE	TEAM	GP	GS
2020	Packers	2	0
NFL TOTALS		2	0

"FULLBACK IS THE POSITION I FEEL I CAN PLAY BETTER."

November 19, 1957


Dear Mr. Vainisi,

Reference to your letter dated November 11, 1957.

I am very much interested in playing professional football. Football is a great sport and I enjoy playing it. Yes, I would be interested in playing with the Green Bay Packers. My military status is 1A Category 4. Yes, I will be able to play pro ball before entering the service. I prefer playing in either the United States or Canada. Fullback is the position I feel I can play better.

Sincerely,

Jim Taylor - Baton Rouge, La.



DARNELL SAVAGE 26

VETERANS

Ht: 5-11 Wt: 198 Born: July 30, 1997

NFL Games Played/Started: 29/29

Acquired: 01b-19

Safety // Maryland

Third NFL Season // Third Packers Season



PRO HIGHLIGHTS:

➤ Started all 15 contests he appeared in during the 2020 regular season, leading the team in interceptions (four, t-No. 5 among NFL safeties, stathead.com) and passes defended (12, No. 2 among NFL safeties).

➤ Finished No. 4 on the team in 2020 with 75 tackles (56 solo) while also recording three tackles for a loss, a sack, two QB hits and a fumble recovery, all career highs.

➤ According to Sportradar, tied for No. 5 in the league among safeties (min. 800 def. snaps) with a burn percentage (defensive completions, burns, over defensive targets) of 57.9 pct. (22 burns on 38 targets).

➤ Over the final six weeks of the 2020 regular season, registered four INTs, seven passes defended, two tackles for a loss, two QB hits and a sack. His four INTs in Weeks 12-17 were tied for No. 1 in the NFL (Tyrann Mathieu and Xavier Howard).

➤ Named to the PFWA All-Rookie team in 2019 after starting all 14 games he appeared in and recording 61 tackles (41 solo), a tackle for a loss, a team-high two forced fumbles, two INTs (tied for No. 2 on the team), seven passes defended, a QB hit and two QB pressures.

➤ Started both playoff games as a rookie and ranked No. 3 on the team with 12 tackles (nine solo), including a tackle for a loss.

➤ Was the only NFL rookie to register multiple INTs and multiple forced fumbles in 2019 (according to Sportradar).

➤ Became the first rookie safety to start for the Packers in Week 1 since Morgan Burnett in 2010.

➤ Selected by the Packers in the first round (No. 21 overall) of the 2019 NFL Draft, a pick acquired from Seattle in exchange for a first-round pick (No. 30 overall) and two fourth-round selections (Nos. 114 and 118).

2020 SEASON: Started all 15 contests he appeared in during the regular season, leading the team in INTs (four, t-No. 5 among NFL safeties, stathead.com) and passes defended (12, No. 2 among NFL safeties, stathead.com)... Finished No. 4 on the team with 75 tackles (56 solo) while also recording three tackles for a loss, a sack, two QB hits and a fumble recovery, all career highs...Suffered a quadriceps injury in Week 6 that forced him to miss Week 7... Played every postseason defensive snap for the Packers, recording four tackles (three solo) and a QB hit...**At Minnesota (Sept. 13):** Started the season opener for the second straight year and finished tied for No. 3 on the team with five tackles (three solo)...**Vs. Atlanta (Oct. 5):** Finished third on the team with five solo tackles as part of a six-tackle performance. Recorded a pass defended and brought down RB Todd Gurley 3 yards behind the line of scrimmage in the second quarter for a tackle for a loss...**At Indianapolis (Nov. 22):** Posted six tackles (four solo), a pass defended and his first career fumble recovery, giving Green Bay the ball at its own 49-yard line. The Packers scored on the ensuing drive to take a 7-0 lead in the first quarter...**Vs. Chicago (Nov. 29):** Posted a career-best two interceptions, the first Packer with two INTs in a game

AT A GLANCE ...



- Posted six interceptions in his first two seasons (2019-20), tied for No. 8 among NFL safeties over that span (stathead.com).
- His six INTs are the most by a Packers safety in their first two seasons since Tom Flynn (10) in 1984-85 (stathead.com).
- Is the first Packers safety to have two-plus interceptions in both of his first two NFL seasons since Aaron Rouse in 2007-08.
- Among NFL safeties, finished the 2020 regular season No. 2 in passes defended (12) and tied for No. 5 with four interceptions (stathead.com).
- Earned PFWA All-Rookie team honors in 2019 after starting all 14 games he appeared in and recording 61 tackles (41 solo), a tackle for a loss, a team-high two forced fumbles, two INTs (tied for No. 2 on the team), seven passes defended, a QB hit and two QB pressures.
- Earned All-Big Ten honors from media and coaches in each of his final two seasons at Maryland, being named honorable mention in 2017 and second team in 2018.

since S Ha Ha Clinton-Dix had two at Chicago on Dec. 18, 2016. According to stathead.com, was one of seven safeties to register two INTs in a single game during the 2020 regular season...**Vs. Philadelphia (Dec. 6):** Talled two tackles (both solo), a QB hit and an INT, marking his third over the last two weeks. Picked off QB Jalen Hurts on third-and-10 with just under two minutes to play in the game. It marked the first time a Packer had registered interceptions in back-to-back games since Clinton-Dix recorded an INT in three straight games (Weeks 2-4) in 2018...**At Detroit (Dec. 13):** Led the defense with eight tackles (all solo), a QB hit, a tackle for a loss and his first career sack. With Detroit at the GB 47-yard line with 20 seconds left in the second quarter, brought down QB Matthew Stafford for a loss of 10 yards...**Vs. Tennessee (Dec. 27):** Posted five tackles (two solo), an INT and three passes defended. Intercepted Ryan Tannehill in the second quarter, returning it 9 yards to the Titans' 34-yard line to set up the Packers for a drive that resulted in a TD to take a 19-0 lead...**At Chicago (Jan. 3):** Tied for No. 2 on the team with a career-best 10 tackles, while his eight solo tackles tied for the team lead and a career high...**Vs. Tampa Bay (NFC Championship, Jan. 24):** Finished with two tackles (both solo) and a QB hit. Blitzed and pressured QB Tom Brady on a throw on third-and-2 in the fourth quarter that was intercepted by CB Jaire Alexander at the GB 24-yard line.

2019: Started all 14 games he appeared in and recorded 61 tackles (41 solo), a tackle for a loss, two INTs, a team-high two forced fumbles, seven passes defended, a QB hit and two QB pressures...Was named to the PFWA All-Rookie team...Was inactive (ankle) for two contests (Weeks 6-7)... Started both playoff games and ranked No. 3 on the team with 12 tackles (nine solo), including a tackle for a loss...**At Chicago (Sept. 5):** Became the first rookie safety to start for the Packers in Week 1 since Burnett in 2010. Registered three tackles (all solo), a pass defended, a QB pressure and a QB hit. Late in the first half, broke up a QB Mitchell Trubisky pass over the middle intended for WR Allen Robinson on third down to force a Chicago punt...**Vs. Minnesota (Sept. 15):** Led the secondary with a

COMMUNITY

ADMIN. & COACHES

SAVAGE

DRAFT & FREE AGENTS

2020 REVIEW

RECORDS & HISTORY

LANEBAU FIELD

MISC.

season-high seven tackles (six solo) along with his first career forced fumble and two passes defended. Punched the ball out from QB Kirk Cousins at the end of his 11-yard scramble late in the first quarter, a fumble that the Vikings recovered. Late in the first half, got a hand in to break up Cousins' pass over the middle intended for WR Stefan Diggs, deflecting the ball into the arms of LB Preston Smith for the interception to the Minnesota 47...**vs. Denver (Sept. 22):** Matched his season high with seven tackles (five solo) and added a QB pressure and his first INT as a pro. Late in the third quarter, came up to make a diving INT of an errant throw by QB Joe Flacco at the Green Bay 28...**At Dallas (Oct. 6):** Started, but was limited to just 19 snaps after sustaining an ankle injury in the second quarter that prevented him from returning to the game and forced him to miss the next two contests...**At N.Y. Giants (Dec. 1):** Recorded three tackles (two solo) and an INT. Early in the fourth quarter, picked off QB Daniel Jones' overthrown pass intended for WR Sterling Shepard over the middle, returning the pick 28 yards to the New York 38...**vs. Washington (Dec. 8):** Posted a solo tackle and a forced fumble. On Washington's opening drive of the second half, came up to punch the ball out from RB Chris Thompson after he made the catch on a screen pass, a fumble that was recovered by Washington...**At San Francisco (NFC Championship, Jan. 19):** Played all 55 snaps, the only player on the Green Bay defense to do so, and posted nine tackles (six solo), including a tackle for a loss.

COLLEGE: Played in 46 games with 37 starts in four seasons for Maryland, recording 182 tackles (139 solo), eight INTs (two returned for TDs), 22 passes defended, a sack, a fumble recovery and a blocked punt he returned for a TD...Earned All-Big Ten honors from the media and coaches in each of his final two years, being named honorable mention in 2017 and second team in 2018...Started all 36 games over his final three seasons...Earned a degree in family science...**Senior season (2018):** Played in all 12 games and was named second-team All-Big Ten by both the media and the coaches...Ranked No. 2 in the Big Ten, trailing only teammate LB Tre Watson (five), and tied for No. 13 in the country with four INTs...Finished No. 4 on the team with 52 tackles (38 solo) and No. 2 on the team with a career-best 5½ tackles for a loss...Returned an interception for a TD for the second straight year...Also tallied six passes defended...Posted seven tackles (six solo) and two tackles for a loss, and with Maryland trailing by 14 late in the second quarter, picked off a QB Anthony Russo pass and returned it 23 yards for a TD vs. Temple (Sept. 15)...Recorded six tackles (five solo) and an INT at Michigan (Oct. 6)...Hauled in two INTs vs. Rutgers (Oct. 13), becoming the first Terp to post two INTs in a game since DB Sean Davis vs. USF on Sept. 19, 2015...Finished with a season-best nine tackles (seven solo) vs. Ohio State (Nov. 17)...**Junior season (2017):** Earned honorable mention All-Big Ten recognition from the media and coaches after leading the team with 11 passes defended and tying for the team lead with three INTs...Started all 12 games and tied his career best in tackles (59) and solo tackles (45)...Also recovered a fumble and returned an interception 75 yards

for a TD...Finished with seven tackles (five solo) and a pass defended at Texas (Sept. 2), helping Maryland pick up its first victory against a ranked opponent in seven seasons and its first-ever win against a ranked opponent in a season opener (previously 0-7)...Tallied four tackles and returned an interception 75 yards for a TD in the second quarter vs. Towson (Sept. 9)...Finished with seven tackles (all solo) and picked off QB Clayton Thorson in the first quarter, giving Maryland the ball at the NU 32-yard line vs. Northwestern (Oct. 14)...Registered a season-best eight tackles (six solo) and a pass defended, and recovered an RB Jonathan Taylor fumble at the Badgers' 5-yard line in the first quarter at Wisconsin (Oct. 21)...Tallied four solo tackles vs. Indiana (Oct. 28) and sparked a 14-point comeback by first intercepting a QB Peyton Ramsey pass and returning it 18 yards to the Indiana 14-yard-line to set up a TD on the next play to pull within seven and then by blocking a punt and returning it 16 yards for a TD in the second quarter to pull within two points. It was the largest comeback win for the Terps since being down 17 points against Rutgers on Nov. 28, 2015...**Sophomore season (2016):** Started all 12 games he appeared in and set career highs with 59 tackles (No. 3 on the team) and 45 solo tackles...Also registered his first career sack and INT while also recording 3½ tackles for a loss and five passes defended...Tallied six-plus tackles in six games...Missed one game due to injury (at Indiana, Oct. 29)...Totaled six tackles (five solo), including his first career sack when he took down QB Trace McSorley at the PSU 13-yard line for a loss of 9 yards on third-and-8, forcing a punt late in the second quarter at Penn State (Oct. 8)...Posted a career-best 11 tackles (five solo) at Nebraska (Nov. 19), marking his second straight week with double-digit tackles...Posted his first career INT as well as three solo tackles and a pass defended vs. Boston College (Quick Lane Bowl, Dec. 26)...**Freshman season (2015):** Saw action in 10 games with one start and tallied 12 tackles (11 solo)...Made his first career start in the season finale and registered a season-best five tackles (all solo) at Rutgers (Nov. 28).

PERSONAL: Given name Darnell Henry Savage Jr. ... Born in Salisbury, Md. ... Good friend and college teammate D.J. Moore plays wide receiver for the Carolina Panthers... He and Moore, who was drafted in the first round (No. 21 overall) in 2018, were the first Maryland players to be selected in the first round of the NFL Draft in back-to-back years since Merriman (No. 12 overall in 2005) and TE Vernon Davis (No. 6 overall in 2006)...Switched his jersey number to No. 4 from No. 26 to follow in footsteps of former Maryland All-American cornerback William Likely III, who was a mentor to him...**High school:** Played offense (WR, RB, QB) and defense (S, CB) at Caravel Academy (Bear, Del.), earning all-state honors...Helped lead Caravel to the 2013 state championship...Posted 1,298 rushing yards and 13 TDs as a senior...Also added 54 tackles...Was a consensus three-star recruit...Rated the second-best player in Delaware by Rivals.com...Was an honor-roll student and member of the Headmaster's List...Also lettered three years in baseball...**Community involvement:** Signed autographs to raise money for The Salvation Army.

NFL debut/first start: at Chicago, 9/5/19
First NFL interception: vs. Denver, 9/22/19 (J.Flacco)
First NFL sack: at Detroit, 12/13/20 (M.Stafford)

CAREER TRANSACTIONS

- 2019 Selected by Green Bay Packers in the first round (21st overall) of '19 NFL Draft, April 25 (pick obtained from Seattle for Packers' first-round pick and two fourth-round choices)...Signed first contract, May 3.

DARNELL SAVAGE'S NFL REGULAR-SEASON DEFENSIVE STATISTICS

YEAR	TEAM	GP	GS	TACKLES					INTERCEPTIONS					O. FUMB			ST			MISC						
				TK	S	A	TFL	YDS	SK	YDS	QBH	NO	YDS	LG	TD	PD	FF	FR	YDS	TK	S	A	FF	FR	S	A
2019	Packers	14	14	61	41	20	1	2	0.0	0.0	1	2	37	28	0	7	2	0	0	0	0	0	0	0	0	0
2020	Packers	15	15	75	56	19	3	14	1.0	10.0	2	4	13	9	0	12	0	1	0	0	0	0	0	0	0	
NFL TOTALS		29	29	136	97	39	4	16	1.0	10.0	3	6	50	28	0	19	2	1	0	0	0	0	0	0	0	

DARNELL SAVAGE'S NFL POSTSEASON DEFENSIVE STATISTICS

YEAR	TEAM	GP	GS	TACKLES					INTERCEPTIONS					O. FUMB			ST			MISC					
				TK	S	A	TFL	YDS	SK	YDS	QBH	NO	YDS	LG	TD	PD	FF	FR	YDS	TK	S	A	FF	FR	S
2019	Packers	2	2	12	9	3	1	4	0.0	0.0	0	0	0	0	0	0	0	0	0	0	0	0	0	0	0
2020	Packers	2	2	4	3	1	0	0	0.0	0.0	1	0	0	0	0	0	0	0	0	0	0	0	0	0	0
NFL TOTALS		4	4	16	12	4	1	4	0.0	0.0	1	0	0	0	0	0	0	0	0	0	0	0	0	0	0

SINGLE-GAME HIGHS: DEFENSIVE

- Total Tackles** 10 at Chicago Bears, Jan 03, 2021
8 at Detroit Lions, Dec 13, 2020
- Sacks** 1.0 at Detroit Lions, Dec 13, 2020
- Passes Defensed** 3 vs. Tennessee Titans, Dec 27, 2020
2 vs. Chicago Bears, Nov 29, 2020
...2 more at 2.
- Forced Fumbles** 1 vs. Washington, Dec 08, 2019
1 vs. Minnesota Vikings, Sep 15, 2019

- Fumble Recoveries** 1 at Indianapolis Colts, Nov 22, 2020
- Tackles For Loss** 1 vs. Carolina Panthers, Dec 19, 2020
1 at Detroit Lions, Dec 13, 2020
...2 more at 1.
2 vs. Chicago Bears, Nov 29, 2020
1 vs. Tennessee Titans, Dec 27, 2020
...3 more at 1.
- Interceptions** 28 at New York Giants, Dec 01, 2019
9 vs. Tennessee Titans, Dec 27, 2020
...1 more at 9.

2020 GXG REGULAR SEASON (PACKERS)

DATE	OPPONENT	P/S	TK	S	A	SK	YDS	INT	PD	FF	FR	
09/13	at Vikings	S	5	3	2	0.0	0.0	0	0	0	0	
09/20	Lions	S	4	2	2	0.0	0.0	0	0	0	0	
09/27	at Saints	S	7	5	2	0.0	0.0	0	0	0	0	
10/05	Falcons	S	6	5	1	0.0	0.0	0	1	0	0	
10/18	at Buccaneers	S	5	3	2	0.0	0.0	0	0	0	0	
10/25	at Texans		GAME INACTIVE/INJURY									
11/01	Vikings	S	4	3	1	0.0	0.0	0	0	0	0	
11/05	at 49ers	S	1	1	0	0.0	0.0	0	1	0	0	
11/15	Jaguars	S	5	4	1	0.0	0.0	0	2	0	0	
11/22	at Colts	S	6	4	2	0.0	0.0	0	1	0	1	
11/29	Bears	S	1	0	1	0.0	0.0	2	2	0	0	
12/06	Eagles	S	2	2	0	0.0	0.0	1	1	0	0	
12/13	at Lions	S	8	8	0	1.0	10.0	0	0	0	0	
12/19	Panthers	S	6	6	0	0.0	0.0	0	1	0	0	
12/27	Titans	S	5	2	3	0.0	0.0	1	3	0	0	
01/03	at Bears	S	10	8	2	0.0	0.0	0	0	0	0	
2020 TOTALS			15-15	75	56	1.0	10.0	4	12	0	1	

2019 GXG REGULAR SEASON (PACKERS)

DATE	OPPONENT	P/S	TK	S	A	SK	YDS	INT	PD	FF	FR	
09/05	at Bears	S	3	3	0	0.0	0.0	0	1	0	0	
09/15	Vikings	S	7	6	1	0.0	0.0	0	2	1	0	
09/22	Broncos	S	7	5	2	0.0	0.0	1	1	0	0	
09/26	Eagles	S	3	3	0	0.0	0.0	0	0	0	0	
10/06	at Cowboys	S	4	0	4	0.0	0.0	0	0	0	0	
10/14	Lions		GAME INACTIVE/INJURY									
10/20	Raiders		GAME INACTIVE/INJURY									
10/27	at Chiefs	S	5	5	0	0.0	0.0	0	0	0	0	
11/03	at Chargers	S	4	3	1	0.0	0.0	0	0	0	0	
11/10	Panthers	S	7	4	3	0.0	0.0	0	1	0	0	
11/24	at 49ers	S	6	4	2	0.0	0.0	0	0	0	0	
12/01	at Giants	S	3	2	1	0.0	0.0	1	1	0	0	
12/08	Washington	S	1	1	0	0.0	0.0	0	0	1	0	
12/15	Bears	S	3	2	1	0.0	0.0	0	1	0	0	
12/23	at Vikings	S	3	1	2	0.0	0.0	0	0	0	0	
12/29	at Lions	S	5	2	3	0.0	0.0	0	0	0	0	
2019 TOTALS			14-14	61	41	2.0	0.0	2	7	2	0	

2020 GXG POSTSEASON (PACKERS)

DATE	OPPONENT	P/S	TK	S	A	SK	YDS	INT	PD	FF	FR
01/16	Rams	S	2	1	1	0.0	0.0	0	0	0	0
01/24	Buccaneers	S	2	2	0	0.0	0.0	0	0	0	0
2020 TOTALS			2-2	4	3	1.0	0.0	0	0	0	0

2019 GXG POSTSEASON (PACKERS)

DATE	OPPONENT	P/S	TK	S	A	SK	YDS	INT	PD	FF	FR
01/12	Seahawks	S	3	3	0	0.0	0.0	0	0	0	0
01/19	at 49ers	S	9	6	3	0.0	0.0	0	0	0	0
2019 TOTALS			2-2	12	9	3.0	0.0	0	0	0	0

ROOKIE PACKERS STARTERS IN REGULAR-SEASON OPENER, SINCE 1970

Date	Opp.	Rookie Starter	Pos.	Result	Date	Opp.	Rookie Starter	Pos.	Result
09/13/20	at Min	Krys Barnes	LB	W, 43-34	09/03/95	StLR	Craig Newsome	CB	L, 17-14
09/05/19	at ChiB	Darnell Savage	S	W, 10-3	09/06/92	Min	Robert Brooks	WR	L, 23-20
09/09/18	ChiB	Josh Jackson	CB	W, 24-23			Mark D'Onofrio	LB	
09/11/16	at Jac	Blake Martinez	LB	W, 27-23	09/04/88	LARm	Shawn Patterson	DE	L, 34-7
09/04/14	at Sea	Corey Linsley	C	L, 36-16			Sterling Sharpe	WR	
09/08/13	at SF	Richard Rodgers	TE		09/13/87	LARm	Johnny Holland	LB	L, 20-0
		David Bakhtiari	LT	L, 34-28	09/07/86	HouO	Burnell Dent	LB	W, 31-3
		Eddie Lacy	RB		09/08/85	at NE	Ken Ruettgerts	TE	L, 26-20
09/09/12	SF	Nick Perry	LB	L, 30-22	09/02/84	StLC	Alfonso Carreker	D	W, 24-23
09/12/10	at Phi	Morgan Burnett	S	W, 27-20			Tom Flynn	DE	
		Sam Shields	CB				Donnie Humphrey	S	
09/09/07	Phi	Korey Hall	FB	W, 16-13	09/03/78	at Det	John Anderson	LB	W, 13-7
		Brandon Jackson	RB				Mike Hunt	LB	
		James Jones	WR				James Lofton	WR	
09/10/06	ChiB	A.J. Hawk	LB	L, 26-0	09/18/77	at NO	Mike Butler	DE	W, 24-20
		Tony Moll	G		09/12/76	SF	Mark Koncar	T	L, 26-14
		Jason Spitz	G				Mike C. McCoy	DB	
09/11/05	at Det	Nick Collins	S	L, 17-3	09/21/75	Det	Bill Bain	T	L, 30-16
		William Whitticker	G		09/17/73	NYJ	Tom MacLeod	LB	W, 23-7
09/07/03	Min	Nick Barnett	LB	L, 30-25	09/17/72	at CleB	Willie Buchanon	CB	W, 26-10
09/03/00	NYJ	Na'il Diggs	LB	L, 20-16			Leland Glass	WR	
09/12/99	Oak	Mike McKenzie	CB	W, 28-24	09/19/71	NYG	John Brockington	RB	L, 42-40
09/06/98	Det	Vonnie Holliday	DE	W, 38-19					

VETERANS

COMMUNITY

ADMIN. & COACHES

SAVAGE

DRAFT & FREE AGENTS

2020 REVIEW

RECORDS & HISTORY

LAMBEAU FIELD

MISC.

6 JK SCOTT

Ht: 6-6 Wt: 208 Born: **October 30, 1995**

NFL Games Played/Started: **48/0**

Acquired: **DSB-18**

Punter // Alabama

Fourth NFL Season // Fourth Packers Season



PRO HIGHLIGHTS:

➤ *Appeared in all 16 games in 2020 and posted a 45.5-yard gross average, the second-best mark in team history (min. 35 punts) behind only Tim Masthay (45.6-yard gross average in 2011), and a 37.0-yard net average on 46 punts, with 15 punts inside the 20. Also recorded a career-low three touchbacks on punts.*

➤ *Was tied for No. 9 in the NFL in 2019 with 29 punts placed inside the 20, the most by a Packer since Masthay posted 30 in 2012.*

➤ *Posted just four touchbacks in 2019, the fewest by a Green Bay punter with 75-plus punts in a season since Louie Aguiar (four on 75 in 1999).*

➤ *Averaged 44.7 yards per punt as a rookie in 2018, the fourth-best single-season mark in team history (min. 35 punts).*

➤ *Became the first punter in team history to register a punt of 58-plus yards in each of his first three NFL games and was the first NFL punter to do so since Washington P Tress Way in 2014.*

➤ *Was one of four punters chosen in the 2018 NFL Draft, marking the most selected in one draft since four were picked in 1999. Became the first punter drafted out of Alabama since the N.Y. Giants selected Bryne Diehl in 1995 in the seventh round (No. 225 overall).*

2020 SEASON: Appeared in all 16 games and posted a 45.5-yard gross average, the second-best mark in team history (min. 35 punts) behind only Masthay (45.6-yard gross average in 2011), and a 37.0-yard net average on 46 punts, with 15 punts inside the 20...Also recorded four touchbacks on 16 kickoffs...Played in both postseason contests, punting five times for a 44.4-yard gross average and a 42.4-yard net average...**Vs. Detroit (Sept. 20):** Placed all three of his punts inside the 20 while posting a 42.7-yard gross and net average...**Vs. Minnesota (Nov. 1):** Downed his lone punt of the day, a 38-yarder, on Minnesota's 6-yard line while also kicking off four times as K Mason Crosby battled back and quad injuries...**At San Francisco (Nov. 5):** Punted three times for a 51.3-yard gross average and a 40.3-yard net average while handling kickoff duties for the second straight game...**Vs. Jacksonville (Nov. 15):** Punted five times (43.0-yard gross average, 20.4-yard net average) with one punt inside the 20. Also recorded three touchbacks on five kickoffs...**At Detroit (Dec. 13):** Booted two punts with a 50.5-yard gross average and a 40.5-yard net average, downing one kick at the 14-yard line...**Vs. Carolina (Dec. 19):** Punted six times for a 45.8-yard gross average and a 42.5-yard net average, dropping two kicks within the 20-yard line...**Vs. Tennessee (Dec. 27):** Did not have a punt attempt, marking the second game of his career (Oct. 7, 2018, at Detroit) without one...**At Chicago (Jan. 3):** Punted twice for a 43.5-yard gross and net average, downing one kick at the Bears' 11...**Vs. Tampa Bay (NFC Championship, Jan. 24):** Punted three times for a 48.0-yard gross average and a 44.7-yard net average.

2019: Appeared in all 16 games and posted a 44.0-yard

AT A GLANCE ...

- Ranks No. 1 in team history (min. 150 att.) with a gross punting average of 44.6 yards for his career.
- Appeared in all 16 games in 2020 and posted a 45.5-yard gross average, the second-best mark in team history (min. 35 punts) behind only Tim Masthay (45.6-yard gross average in 2011).
- Was tied for No. 9 in the NFL in 2019 with 29 punts placed inside the 20, the most by a Packer since Masthay posted 30 in 2012.
- Averaged 44.7 yards per punt as a rookie in 2018, the fourth-best single-season mark in team history (min. 35 punts).
- Holds University of Alabama records for career punting yards (11,074), attempts (243) and average yards per punt (45.6).
- Selected to an All-America team in three of his four seasons at Alabama, earning first-team honors in 2014 and second-team recognition in 2016 and 2017.

gross average and a 39.9-yard net average on 77 punts with 29 inside the 20 (tied for No. 9 in the NFL)...Posted the most punts inside the 20 by a Packer since Masthay recorded 30 in 2012...Posted just four touchbacks, the fewest by a Green Bay punter with 75-plus punts in a season since Aguiar (four on 75 in 1999)...Played in both playoff games and registered a 43.1-yard gross average and a 38.6-yard net average on eight punts with two inside the 20...**At Chicago (Sept. 5):** Punted a career-high nine times on the evening, posting a 47.6-yard gross average and a 43.6-yard net average with a career-best five punts placed inside the 20. Became the first Packers punter to register five punts inside the 20 since Masthay did so vs. Minnesota on Oct. 2, 2014. Posted a pair of 63-yard punts, including one with under two minutes remaining in the game that put the ball at the Chicago 10 after the Bears were called for holding on the return...**Vs. Denver (Sept. 22):** Set single-game career highs (min. four att.) with a 53.0-yard gross average and a 47.3-yard net average with three of his four punts placed inside the 20. Boomed a 66-yard punt in the third quarter, the second-longest punt of his career behind only his 67-yarder at Seattle (Nov. 15, 2018)...**At Dallas (Oct. 6):** Punted six times and registered a gross average of 49.5 yards and a net average of 46.5 yards with two inside the 20. His net average was the best by a Packers punter in a game with six-plus punts since Craig Hentrich recorded a 47.3-yard net average on six punts vs. the N.Y. Jets on Nov. 13, 1994...**Vs. Detroit (Oct. 14):** Posted a gross and net average of 51.7 yards on his three punts with one inside the 20. His net average was the best by a Green Bay punter in a game with three-plus punts since Masthay posted a 55.3-yard net average on three punts at Minnesota on Oct. 23, 2011...**Vs. Oakland (Oct. 20):** Registered a 55.3-yard gross average with a net average of 39.7 yards on three punts with one inside the 20. All three of his punts went for 50-plus yards (52, 57, 57)...**At N.Y. Giants (Dec. 1):** Posted a 46.7-yard gross average and a 42.7-yard net average on three punts with two inside the 20...**At Minnesota (Dec. 23):** Posted a 46.8-yard gross average and a 42.2-yard net average on five punts with two inside the 20.

2018: Played in all 16 games, averaging 44.7 yards on 71 punts with a 38.8-yard net average...His 44.7-yard gross

average was the fourth-best single-season mark (min. 35 punts) in team history...Placed 19 punts inside the 20 with nine touchbacks...Registered two tackles on special teams...**Vs. Chicago (Sept. 9):** Punted four times in his NFL debut, recording a 48.0-yard gross average with a net average of 36.8...**Vs. Minnesota (Sept. 16):** Averaged 51.8 yards with a net average of 45.2 yards on five punts, the first Green Bay punter to average 50-plus yards in a game (min. four punts) since Masthay at Oakland (4-211, 52.8 avg.) on Dec. 20, 2015. Boomed a 63-yard punt in the second quarter, the longest by a Packer since P Jacob Schum's 65-yarder vs. Indianapolis on Nov. 6, 2016...**At Washington (Sept. 23):** Posted a 46.4-yard gross average and a 44.6-yard net average on five punts with two placed inside the 20. Midway through the second quarter, had a 41-yard punt downed at the Washington 2-yard line. Drilled a 58-yard punt in the fourth quarter, his third straight game with a punt of 58-plus yards as he became the first punter in team history to register a punt of 53-plus yards in each of his first three NFL games and the first NFL punter to do so since Way in 2014...**At Seattle (Nov. 15):** Posted a 47.3-yard average with a 44.0-yard net average on six punts, placing two inside the 20. Registered a career-long 67-yard punt late in the fourth quarter, the longest by a Green Bay punter since Masthay's 71-yarder at Kansas City on Dec. 18, 2011...**At Minnesota (Nov. 25):** Punted six times on the evening, recording a 46.0-yard gross average and a 39.3-yard net average with a season-high three punts inside the 20...**2018 Draft:** Selected by Green Bay with the second of three picks in the fifth round (No. 172 overall), a compensatory pick awarded to the team. Was one of four punters chosen in the draft, marking the most selected in one draft since four were picked in 1999.

COLLEGE: Holds University of Alabama records for career punting yards (11,074), punts (243) and average yards per punt (45.6)...Registered a 43.1-yard net average for his career with 108 punts inside the 20...Also posted 57 touchbacks on 133 kickoffs (42.9 percent)...Earned his degree in general business...**Senior season (2017):** Earned second-team All-America honors from the AFCA...Selected as a first-team All-SEC honoree by the coaches and was named second-team all-conference by *The Associated Press*...Was a finalist for the Ray Guy Award, presented annually to the nation's top punter, and for the Senior CLASS Award...Selected as one of the special teams players of the week by the Alabama coaches five times (Colorado State, Ole Miss, Arkansas, LSU and Mercer)...Had only five punts returned for a total of 36 yards, with two of the five returns going for no gain...Dropped 27 of 54 punts inside the 20-yard line, with only four touchbacks...Forced 27 fair catches for a 50.0 fair-catch percentage...Averaged 43.0 yards per punt and 42.3 net yards per punt...Converted 1 of 3 field goals and 8 of 8 PATs...Registered 45 touchbacks on 99 kickoffs (45.5 pct.)...Kicked off a career-high 11 times with five touchbacks vs. Ole Miss (Sept. 30) and added his first career field goal, connecting from 48 yards out...Assumed all kicking duties vs. Mercer (Nov. 18), punting twice for a 52.5-yard average, kicking off nine times with four touchbacks, and going a perfect 8 of 8 on PATs...Averaged 47.5

yards on six punts vs. Georgia in the BCS National Championship (Jan. 8), with three going for 50-plus yards and two inside the 20-yard line...**Junior season (2016):** Earned second-team All-America honors from Walter Camp, the AFCA and *Sports Illustrated*...Earned first-team All-SEC honors from the conference coaches and AP...Ranked No. 3 in the nation and No. 2 in the SEC with an average of 47.2 yards per punt...Registered 25 punts of 50-plus yards...Finished No. 2 in the nation with seven 60-yard punts...Named one of the Alabama coaching staff's special teams players of the week 10 times (USC, Western Kentucky, Kent State, Arkansas, Tennessee, Texas A&M, LSU, Mississippi State, Chattanooga and Washington)...Recorded a career-high 10 punts for an average of 45.8 yards vs. Clemson in the BCS National Championship (Jan. 9), matching his career high with five punts of 50-plus yards and five punts landing inside the 20-yard line...**Sophomore season (2015):** Averaged 44.2 yards on 70 punts with a long of 59 yards...Forced 18 fair catches and pinned 25 punts inside the 20-yard line...Recorded a season-best average of 51.2 yards on six punts vs. Florida in the SEC Championship (Dec. 5), including a season-long 59-yarder...**Freshman season (2014):** Recorded 55 punts, leading the nation in average yards per punt (48.0), net yards per punt (44.7) and percentage of punts downed inside the 20-yard line (56.4)...Named first-team All-America by *Sporting News*, ESPN and *USA Today*...Also was a Freshman All-America selection by *Sporting News* and the Football Writers Association of America...Named first-team All-SEC (AP and league coaches) and was a finalist for the Ray Guy Award...Recorded 23 punts of more than 50 yards, seven of which were 60-plus yards, with a long of 73 yards...Forced 19 fair catches with five touchbacks...Kicked off 24 times with eight touchbacks...Named one of the Alabama special teams players of the week eight times (West Virginia, Ole Miss, Arkansas, Tennessee, LSU, Mississippi State, Western Carolina and Auburn)...Averaged 55.0 yards per punt with a net average of 53.6 yards per punt vs. Ohio State in the Sugar Bowl/BCS National Championship Semifinal (Jan. 1)...Dropped five of seven punts inside the 20-yard line against the Buckeyes and boomed five punts over 50 yards, including a career-long 73-yarder.

PERSONAL: Given name John Kimball Scott III...Born in Denver, Colo. ...Married, wife's name is Sydney...The couple has a 2-year-old son, John...Father, Kim, set school records as a pole vaulter at Madison West High School and was the first Wisconsin high school athlete to break the 16-foot barrier...Kim went on to pole vault at the University of Wisconsin, where he held the indoor and outdoor school records and was a two-time All-American...Sister, Christi, was a five-time Colorado state champion in track and field and a heptathlete at Harvard...Brother, Charlie, was a punter at the Air Force Academy (2017-19) and the University of Alabama (2020)...**High school:** Served as the punter/kicker in football at Mullen High School in Denver, Colo. ...Rated as the No. 1 punter in the nation and a top-10 placekicker by Chris Sailer, who is regarded as one of the top private kicking coaches in the nation...Ranked as the No. 3 punter nationally and No. 8 placekicker by

PLAYERS SELECTED BY GREEN BAY FROM THE ASSOCIATED PRESS NATIONAL CHAMPION, 1972-2021

Player	Pos	School	National		Player	Pos	School	National	
			Title	Drafted by Packers				Title	by Packers
JK Scott	P	Alabama	2015, '18	2018	George Teague	S	Alabama	1992	1993
Eddie Lacy	RB	Alabama	2012	2013	Joe Garten	C/G	Colorado	1990	1991
Matt Flynn	QB	LSU	2007	2008	Buddy Aydelette	T	Alabama	1979	1980
DeShawn Wynn	RB	Florida	2006	2007	Rich Wingo	LB	Alabama	1978	1979
Kenny Peterson	DT	Ohio State	2002	2003	Keith Wortman	G	Nebraska	1971	1972
Najeh Davenport	FB	Miami (Fla.)	2001	2002	Jerry Tagge	QB	Nebraska	1971	1972
Torrance Marshall	LB	Oklahoma	2000	2001					
Tyrone Williams	CB	Nebraska	1995	1996					

KohlsKicking.com...Participated in the Semper Fidelis All-American Bowl...Ranked No. 4 nationally among all punters and placekickers by Rivals.com and was ranked the No. 9 prospect in the state of Colorado per Rivals.com...Was rated No. 5 nationally among kickers by ESPN...Earned All-Colorado honors from the *Denver Post*...Was a 2014 *Prep-Star* All-Midlands Region selection...Named to the 2013 Colorado High School Coaches Association Elite Team at kicker...Averaged 43.8 yards per punt as a senior in 2013

and kicked off 44 times, with 43 resulting in touchbacks... Connected on 8 of 15 field goals and 23 of 24 extra points in 2013...As a junior in 2012, averaged 37.7 yards per punt with 23 touchbacks on 34 kickoffs while connecting on 6 of 10 field goals...Played soccer as a freshman...**Community involvement:** Participated in the Green Bay Packers Give Back Bowling Event...Did a youth outreach camp at the University of Wisconsin-Green Bay...Recorded a blood-drive PSA for the American Red Cross.

NFL debut: vs. Chicago, 9/9/18

CAREER TRANSACTIONS

- 2018 Selected by Green Bay Packers as second of three choices in the fifth round (172nd overall) of '18 NFL Draft, April 28 (free agency compensatory pick)...Signed first contract, May 4.

JK SCOTT'S NFL REGULAR SEASON PUNTING STATISTICS

DATE	TEAM	GP	NO.	YDS.	AVG.	OPP. RET.	YDS.	NET YDS.	AVG.	TB	IN20	LG	BK
2018	Packers	16	71	3,176	44.7	20	206	2,790	38.8	9	19	67	1
2019	Packers	16	77	3,386	44.0	26	233	3,073	39.9	4	29	66	0
2020	Packers	16	46	2,092	45.5	17	291	1,741	37.0	3	15	62	1
NFL TOTALS		48	194	8,654	44.6	63	730	7,604	38.8	16	63	67	2

JK SCOTT'S NFL POSTSEASON PUNTING STATISTICS

DATE	TEAM	GP	NO.	YDS.	AVG.	OPP. RET.	YDS.	NET YDS.	AVG.	TB	IN20	LG	BK
2019	Packers	2	8	345	43.1	2	36	309	38.6	0	2	62	0
2020	Packers	2	5	222	44.4	2	10	212	42.4	0	1	55	0
NFL TOTALS		4	13	567	43.6	4	46	521	40.1	0	3	62	0

SINGLE-GAME HIGHS: PUNTER

Punts	9 at Chicago Bears, Sep 05, 2019 8 vs. Minnesota Vikings, Sep 15, 2019	Longest Punts	67 at Seattle Seahawks, Nov 15, 2018 66 vs. Denver Broncos, Sep 22, 2019
Gross Punting Yards	428 at Chicago Bears, Sep 05, 2019 381 vs. Minnesota Vikings, Sep 15, 2019	Inside the 20	5 at Chicago Bears, Sep 05, 2019 3 vs. Detroit Lions, Sep 20, 2020 ...2 more at 3.
Gross Punting Avg	53.0 vs. Denver Broncos, Sep 22, 2019 51.8 at Houston Texans, Oct 25, 2020 ...1 more at 51.8.	Special Teams Tackles	1 at New York Jets, Dec 23, 2018 1 at Chicago Bears, Dec 16, 2018
Net Punting Yards	392 at Chicago Bears, Sep 05, 2019 336 vs. Minnesota Vikings, Sep 15, 2019		
Net Punting Avg	47.3 vs. Denver Broncos, Sep 22, 2019 46.5 at Dallas Cowboys, Oct 06, 2019		

2020 GXG REGULAR SEASON (PACKERS)

DATE	OPPONENT		NO.	YDS.	AVG.	OPP. RET.	YDS.	NET YDS.	AVG.	TB	IN20	LG	BK	
09/13	at Vikings	P	1	40	40.0	0	0	40	40.0	0	1	40	0	
09/20	Lions	P	3	128	42.7	0	0	128	42.7	0	3	54	0	
09/27	at Saints	P	1	38	38.0	1	14	24	24.0	0	0	38	0	
10/05	Falcons	P	2	81	40.5	0	0	61	30.5	1	0	44	0	
10/18	at Buccaneers	P	7	325	46.4	4	30	295	42.1	0	2	55	0	
10/25	at Texans	P	4	207	51.8	2	19	188	37.6	0	1	62	1	
11/01	Vikings	P	1	38	38.0	0	0	38	38.0	0	1	38	0	
11/05	at 49ers	P	3	154	51.3	1	13	121	40.3	1	0	57	0	
11/15	Jaguars	P	5	215	43.0	3	113	102	20.4	0	1	59	0	
11/22	at Colts	P	3	117	39.0	2	9	108	36.0	0	0	40	0	
11/29	Bears	P	2	92	46.0	0	0	92	46.0	0	1	50	0	
12/06	Eagles	P	4	194	48.5	1	73	121	30.3	0	1	54	0	
12/13	at Lions	P	2	101	50.5	0	0	81	40.5	1	1	57	0	
12/19	Panthers	P	6	275	45.8	3	20	255	42.5	0	2	57	0	
12/27	Titans	P	0	0	0.0	0	0	0	0.0	0	0	0	0	
01/03	at Bears	P	2	87	43.5	0	0	87	43.5	0	1	45	0	
2020 TOTALS			16	46	2,092	45.5	17	291	1,741	37.0	3	15	62	1

2020 GXG POSTSEASON (PACKERS)

01/16	Rams	P	2	78	39.0	0	0	78	39.0	0	1	41	0	
01/24	Buccaneers	P	3	144	48.0	2	10	134	44.7	0	0	55	0	
2020 TOTALS			2	5	222	44.4	2	10	212	42.4	0	1	55	0

2019 GXG REGULAR SEASON (PACKERS)

DATE	OPPONENT		NO.	YDS.	AVG.	OPP. RET.	YDS.	NET YDS.	AVG	TB	IN20	LG	BK	
09/05	at Bears	P	9	428	47.6	4	36	392	43.6	0	5	63	0	
09/15	Vikings	P	8	381	47.6	4	25	336	42.0	1	1	59	0	
09/22	Broncos	P	4	212	53.0	1	3	189	47.3	1	3	66	0	
09/26	Eagles	P	2	83	41.5	0	0	83	41.5	0	1	52	0	
10/06	at Cowboys	P	6	297	49.5	3	18	279	46.5	0	2	58	0	
10/14	Lions	P	3	155	51.7	0	0	155	51.7	0	1	53	0	
10/20	Raiders	P	3	166	55.3	2	47	119	39.7	0	1	57	0	
10/27	at Chiefs	P	3	106	35.3	1	18	88	29.3	0	1	43	0	
11/03	at Chargers	P	5	188	37.6	2	1	187	37.4	0	2	52	0	
11/10	Panthers	P	4	141	35.3	0	0	141	35.3	0	2	41	0	
11/24	at 49ers	P	6	223	37.2	3	14	209	34.8	0	0	41	0	
12/01	at Giants	P	3	140	46.7	1	12	128	42.7	0	2	47	0	
12/08	Washington	P	4	161	40.3	1	6	135	33.8	1	2	44	0	
12/15	Bears	P	7	250	35.7	2	19	231	33.0	0	2	43	0	
12/23	at Vikings	P	5	234	46.8	1	23	211	42.2	0	2	60	0	
12/29	at Lions	P	5	221	44.2	1	11	190	38.0	1	2	51	0	
2019 TOTALS			16	77	3,386	44.0	26	233	3,073	39.9	4	29	66	0

2019 GXG POSTSEASON (PACKERS)

01/12	Seahawks	P	4	173	43.3	1	10	163	40.8	0	0	55	0	
01/19	at 49ers	P	4	172	43.0	1	26	146	36.5	0	2	62	0	
2019 TOTALS			2	8	345	43.1	2	36	309	38.6	0	2	62	0

2018 GXG REGULAR SEASON (PACKERS)

DATE	OPPONENT		NO.	YDS.	AVG.	OPP. RET.	YDS.	NET YDS.	AVG	TB	IN20	LG	BK	
09/09	Bears	P	4	192	48.0	2	45	147	36.8	0	1	58	0	
09/16	Vikings	P	5	259	51.8	1	13	226	45.2	1	2	63	0	
09/23	at Washington	P	5	232	46.4	1	9	223	44.6	0	2	58	0	
09/30	Bills	P	4	171	42.8	1	-1	152	38.0	1	2	51	0	
10/07	at Lions	P	0	0	0.0	0	0	0	0.0	0	0	0	0	
10/15	49ers	P	4	155	38.8	1	0	135	33.8	1	1	41	0	
10/28	at Rams	P	5	214	42.8	2	2	192	38.4	1	0	55	0	
11/04	at Patriots	P	5	210	42.0	1	0	210	42.0	0	1	53	0	
11/11	Dolphins	P	1	37	37.0	0	0	37	18.5	0	1	37	1	
11/15	at Seahawks	P	6	284	47.3	0	0	264	44.0	1	2	67	0	
11/25	at Vikings	P	6	276	46.0	2	20	236	39.3	1	3	56	0	
12/02	Cardinals	P	7	339	48.4	3	14	285	40.7	2	2	57	0	
12/09	Falcons	P	4	169	42.3	1	14	155	38.8	0	0	57	0	
12/16	at Bears	P	5	208	41.6	2	53	155	31.0	0	1	50	0	
12/23	at Jets	P	3	113	37.7	2	12	101	33.7	0	0	41	0	
12/30	Lions	P	7	317	45.3	1	25	272	38.9	1	1	55	0	
2018 TOTALS			16	71	3,176	44.7	20	206	2,790	38.8	9	19	67	1

PACKERS WHO HAVE PUNTED, 1970-2020

Foot	Name	Years	No	Yds	Avg	LG	B	Foot	Name	Years	No	Yds	Avg	LG	B
R	Dale Livingston	1970	6	199	33.2	52	0	R	Sean Landeta	1998	65	2,788	42.9	72	0
R	Ken Duncan	1971	6	216	36.0	47	0	L	Chris Hanson	1999	4	157	39.3	44	0
R	Ron Widby	1972-73	121	5,128	42.4	64	2	R	Louie Aguilar	1999	75	2,954	39.4	64	0
R	Paul Staroba	1973	12	373	31.1	49	0	R	Ryan Longwell	1999-2000, '03	4	107	26.8	30	0
L	Randy Walker	1974	69	2,648	38.4	58	0	R	Josh Bidwell	2000-03	308	12,659	41.1	68	0
R	Steve Broussard	1975	29	922	31.8	51	3	R	Bryan Barker	2004	66	2,644	40.1	64	0
R	David Beverly	1975-80	495	18,785	37.9	65	2	L	B.J. Sander	2005	64	2,508	39.2	53	0
R	Chester Marcol	1980	1	33	33.0	33	0	R	Ryan Flinn	2005	6	218	36.3	42	0
R	Ray Stachowicz	1981-82	124	5,017	40.5	72	2	R	Jon Ryan	2006-07	144	6,403	44.5	72	2
L	Bucky Scribner	1983-84	154	6,465	42.0	70	1	R	Derrick Frost	2008	48	2,021	42.1	65	0
L	Joe Prokop	1985	56	2,210	39.5	66	0	L	Jeremy Kapinos	2008-09	83	3,558	42.9	58	1
R	Don Bracken	1985-90	368	14,602	39.7	65	5	R	Tim Masthay	2010-15	390	17,233	44.2	71	3
R	Bill Renner	1986-87	35	1,334	38.1	50	3	R	Jacob Schum	2016	56	2,420	43.2	65	0
R	Paul McJulien	1991-92	122	4,859	39.8	67	2	R	Justin Vogel	2017	71	3,155	44.4	62	0
R	Bryan Wagner	1992-93	104	4,396	42.3	60	0	R	JK Scott	2018-20	194	8,654	44.6	67	2
R	Craig Hentrich	1994-97	289	12,355	42.8	70	2								

NOTE: Does not include Donny Anderson, who punted in 1966-69 seasons, in addition to 1970-71.

36 VERNON SCOTT

Ht: 6-2 Wt: 202 Born: September 11, 1997

NFL Games Played/Started: 15/0

Acquired: 07a-20

Safety // TCU

Second NFL Season // Second Packers Season



PRO HIGHLIGHTS:

➤ *Appeared in 15 games as a rookie and registered seven tackles (all solo), a sack, two tackles for a loss and a quarterback hit. Finished No. 4 on the team with six tackles on special teams.*

➤ *Saw action in one postseason contest and recorded a tackle on special teams.*

➤ *Among players selected in the seventh round of the 2020 NFL Draft, was one of four players in the league to play in at least 15 games last season (Washington S Kamen Curl – 16, Atlanta P Sterling Hofrichter – 16, L.A. Chargers WR K.J. Hill – 15) according to stathead.com.*

➤ *Selected by the Packers in the seventh round (No. 236 overall) of the 2020 NFL Draft, marking the 19th player from TCU drafted by Green Bay and the second consecutive year that the Packers drafted a player from the school in the seventh round (LB Ty Summers, No. 226 overall).*

2020 SEASON: Appeared in 15 games and registered seven tackles (all solo), a sack, two tackles for a loss, a QB hit and six special teams tackles...Was inactive in Week 9 (shoulder)...Played in one postseason game and was inactive (healthy scratch) for the other, making a tackle on special teams...**At Minnesota (Sept. 13):** Played in his first NFL game, seeing action on defense (three snaps) and special teams (six snaps)...**Vs. Detroit (Sept. 20):** Appeared on five defensive plays, registering two tackles (both solo), one sack, a tackle for a loss and a QB hit, all career firsts. Also notched the first special teams tackle of his career while playing 16 snaps. Late in the fourth quarter, tracked down scrambling QB Matthew Stafford, dropping him for a 1-yard sack...**Vs. Atlanta (Oct. 5):** Recorded a special teams tackle for the third consecutive game while playing 13 snaps. Also got in on 13 defensive plays...**At Houston (Oct. 25):** Made one solo tackle and a tackle for a loss while playing 13 defensive snaps. Also played 14 special teams snaps. Late in the fourth quarter at the GB 8-yard line, came up and dropped RB Duke Johnson for a 3-yard loss on third-and-8, forcing a FG attempt...**Vs. Chicago (Nov. 29):** Appeared on 12 special teams snaps, making a career-high two tackles...**Vs. Tennessee (Dec. 27):** Registered two tackles (both solo) while playing 26 defensive snaps. Also played 13 special teams snaps, making one tackle...**Vs. L.A. Rams (NFC Divisional, Jan. 16):** Made his NFL playoff debut, making one tackle while playing 14 special teams snaps.

COLLEGE: Saw action in 46 games with 12 starts in four seasons at TCU and posted 88 tackles (58 solo), two tackles for a loss, a sack, two INTs, a fumble recovery, two forced fumbles and 12 passes defended...Majored in communications...**Senior season (2019):** Started all 10 games he played in, finishing No. 4 on the team with a career-high 44 tackles (29 solo) and No. 3 with a career-best eight passes defended...Also added a sack for a loss of 10 yards, two tackles for a loss of a combined 11 yards, an INT returned for a touchdown, two forced fumbles and a fumble recovery...Tallied five-plus tackles in six games...Registered a solo tackle and led the Horned Frogs with a

AT A GLANCE ...

- Appeared in 15 games as a rookie and finished No. 4 on the team with six special teams tackles. Also saw action in one postseason contest and recorded a tackle on special teams.
- Among players selected in the seventh round of the 2020 NFL Draft, was one of four players in the league to play in 15-plus games last season (Washington S Kamen Curl – 16, Atlanta P Sterling Hofrichter – 16, L.A. Chargers WR K.J. Hill – 15), according to stathead.com.
- Saw action in 46 games with 12 starts in four seasons at TCU and posted 88 tackles (58 solo), two tackles for a loss, a sack, two interceptions, a fumble recovery, two forced fumbles and 12 passes defended.
- Earned first-team all-district honors and all-state honorable mention as a junior and as a senior at Summit High School in Arlington, Texas.

career-best three passes defended vs. Kansas (Sept. 28)...Recorded a team-high five tackles (four solo) and a pass defended at Texas Tech (Nov. 16)...Forced a fumble by WR McLane Mannix after he made a reception, one that was recovered by S Trevon Moehrig at the Texas Tech 29-yard line with 2:23 left in the fourth quarter to preserve a 33-31 TCU victory...Posted a season-high seven tackles (two solo), a fumble recovery and an INT at Oklahoma (Nov. 23)...Picked off QB Jalen Hurts early in the fourth quarter and returned the pick 98 yards for a TD, 1 yard shy of the school record, to pull the Horned Frogs within four points...**Junior season (2018):** Played in 11 games with two starts and totaled 38 tackles (25 solo), an INT and four passes defended...Finished No. 10 on the team in tackles...Part of a defense that led the Big 12 in total defense (338.2 ypg) for the second consecutive season...Helped the Horned Frogs hold 12 of 13 opponents below their season average for total offense and 10 of 13 opponents under their season scoring average...Ranked No. 3 on the team with a career-best eight tackles (all solo) at Texas (Sept. 22)...Made his first career start and matched his career high with eight tackles (four solo) to go with a pass defended vs. Kansas State (Nov. 3)...With just over two minutes left in the game and TCU holding a seven-point lead, broke up a QB Taylor Cornelius pass intended for WR Dillon Stoner on fourth-and-10 to give the Horned Frogs the ball in a game they won, 31-24, to become bowl eligible vs. Oklahoma State (Nov. 24)...Tied for the team lead with seven tackles (four solo) vs. California (Cheez-It Bowl, Dec. 26) and posted his first career INT, picking off QB Chase Forrest at the Cal 41-yard line in a tie game with just under six minutes left in the fourth quarter of the eventual 10-7 overtime win...**Sophomore season (2017):** Played in all 14 games, recording six tackles (four solo) on special teams...**Freshman season (2016):** Saw action in 11 games...Made his collegiate debut in the season opener vs. South Dakota State (Sept. 3).

PERSONAL: Given name Vernon Keith Scott II...Born in Dallas, Texas...Stepdad, Sherman Coleman, who is the reason and inspiration for him playing football, passed away from a heart attack in 2018...Worked as an intern in the athletics communications department at TCU dur-

ing the summer following his junior year...**High school:** Earned first-team all-district honors and all-state honorable mention as a junior and as a senior at Summit High School in Arlington, Texas...Was rated the No. 11 safety in Texas and No. 57 nationally by 247Sports.com...Ranked the No. 106 overall player in Texas...Recorded 40 tackles, five pass

breakups and one interception as a junior...Also ran track and played basketball...**Community involvement:** Has helped feed the homeless with his aunt, Chancee Smalley, who runs the J.E.W.E.L. Foundation (Justifying Every Walk Elevates Life), a 501(c)3 nonprofit organization that helps people in the Dallas area.

NFL debut: at Minnesota, 9/13/20
First NFL sack: vs. Detroit, 9/20/20 (M.Stafford)

CAREER TRANSACTIONS

- 2020 Selected by Green Bay Packers as the first of two choices in the seventh round (236th overall) of '20 NFL Draft, April 25... Signed first contract, June 1.

VERNON SCOTT'S NFL REGULAR-SEASON DEFENSIVE STATISTICS

YEAR	TEAM	GP	GS	TACKLES					INTERCEPTIONS					O. FUMB			ST			MISC					
				TK	S	A	TFL	YDS	SK	YDS	QBH	NO	YDS	LG	TD	PD	FF	FR	YDS	TK	S	A	FF	FR	S
2020	Packers	15	0	7	7	0	2	4	1.0	1.0	1	0	0	0	0	0	0	0	0	6	4	2	0	0	0
NFL TOTALS		15	0	7	7	0	2	4	1.0	1.0	1	0	0	0	0	0	0	0	6	4	2	0	0	0	

VERNON SCOTT'S NFL POSTSEASON DEFENSIVE STATISTICS

YEAR	TEAM	GP	GS	TACKLES					INTERCEPTIONS					O. FUMB			ST			MISC				
				TK	S	A	TFL	YDS	SK	YDS	QBH	NO	YDS	LG	TD	PD	FF	FR	YDS	TK	S	A	FF	FR
2020	Packers	1	0	0	0	0	0	0	0.0	0.0	0	0	0	0	0	0	0	0	1	0	1	0	0	0
NFL TOTALS		1	0	0	0	0	0	0	0.0	0.0	0	0	0	0	0	0	0	0	1	0	1	0	0	0

SINGLE-GAME HIGHS: DEFENSIVE

Total Tackles 2 vs. Tennessee Titans, Dec 27, 2020
 2 vs. Detroit Lions, Sep 20, 2020
Sacks 1.0 vs. Detroit Lions, Sep 20, 2020

Tackles For Loss 1 at Houston Texans, Oct 25, 2020
 1 vs. Detroit Lions, Sep 20, 2020
Special Teams Tackles 2 vs. Chicago Bears, Nov 29, 2020
 1 vs. Tennessee Titans, Dec 27, 2020
 ...3 more at 1.

2020 GXG REGULAR SEASON (PACKERS)

DATE	OPPONENT	P/S	TK	S	A	SK	YDS	INT	PD	FF	FR		
09/13	at Vikings	P	0	0	0	0	0	0	0	0	0		
09/20	Lions	P	2	2	0	1	1	0	0	0	0		
09/27	at Saints	P	0	0	0	0	0	0	0	0	0		
10/05	Falcons	P	0	0	0	0	0	0	0	0	0		
10/18	at Buccaneers	P	0	0	0	0	0	0	0	0	0		
10/25	at Texans	P	1	1	0	0	0	0	0	0	0		
11/01	Vikings	P	0	0	0	0	0	0	0	0	0		
11/05	at 49ers		GAME INACTIVE/INJURY										
11/15	Jaguars	P	0	0	0	0	0	0	0	0	0		
11/22	at Colts	P	0	0	0	0	0	0	0	0	0		
11/29	Bears	P	0	0	0	0	0	0	0	0	0		
12/06	Eagles	P	0	0	0	0	0	0	0	0	0		
12/13	at Lions	P	1	1	0	0	0	0	0	0	0		
12/19	Panthers	P	1	1	0	0	0	0	0	0	0		
12/27	Titans	P	2	2	0	0	0	0	0	0	0		
01/03	at Bears	P	0	0	0	0	0	0	0	0	0		
2020 TOTALS	15-0		7	7	0	1	1	0	0	0	0		

2020 GXG POSTSEASON (PACKERS)

01/16	Rams	P	0	0	0	0	0	0	0	0	0		
01/24	Buccaneers		INACTIVE										
2020 TOTALS	1-0		0	0	0	0	0	0	0	0	0		

BEST RECORDS VS. DIVISION AND OVERALL, 2002-PRESENT

Since realignment in 2002, the Packers rank as one of the best teams in the NFL against the division and overall. Green Bay's winning percentage of .684 vs. the NFC North ranks No. 4 in the league against its division, while its .625 winning percentage overall ranks No. 4 in the NFL.

A look at the top five teams against the division and overall since realignment in 2002:

—Division—					—Overall—				
Team	W	L	T	Pct.	Team	W	L	T	Pct.
1. New England Patriots	88	26	0	.772	1. New England Patriots	228	76	0	.750
2. Indianapolis Colts	80	34	0	.702	2. Pittsburgh Steelers	195	107	2	.645
3. Pittsburgh Steelers	79	34	1	.697	3. Indianapolis Colts	192	112	0	.632
4. Green Bay Packers	77	35	2	.684	4. Green Bay Packers	189	113	2	.625
5. Seattle Seahawks	69	44	1	.610	5. Seattle Seahawks	179	124	1	.590

91 PRESTON SMITH

Ht: 6-5 Wt: 265 Born: November 17, 1992

NFL Games Played/Started: 96/79

Acquired: UFA (Was.)-19

Linebacker // Mississippi State

Seventh NFL Season // Third Packers Season



PRO HIGHLIGHTS:

► Is the only player in the NFL with 25-plus sacks (40.5), five-plus INTs (five) and four-plus forced fumbles (four) from 2015-20.

► Has never missed a game in his NFL career, appearing in all 96 regular-season contests since 2015. It is the third-longest active streak for games played by an NFL linebacker.

► Appeared in 16 games with 13 starts in 2020 and finished No. 2 on the team in tackles for a loss (seven), tied for No. 2 in QB hits (11) and tied for No. 3 in sacks (four).

► Was named a Pro Bowl alternate in 2019 in his first season with the Packers after ranking No. 8 in the NFL with a career-best 12 sacks and finishing No. 2 on the team with 29 QB hits and 43 QB pressures.

► Also tied for No. 2 in the league in 2019 in third-down sacks with seven and tied for No. 4 in the NFL with four games with 1½-plus sacks.

► Joined LB Za'Darius Smith (13½) as the only teammate duo in the league in 2019 with 12-plus sacks each. They also became the only duo in NFL history with 12-plus sacks each in their first season as teammates.

► Was part of only the second tandem in Packers history (since 1982) to each have 10-plus sacks in a season (Reggie White, 13.0 and Bryce Paup, 11.0 in 1993).

► In the 2019 Divisional playoff game vs. Seattle, joined Z. Smith to become just the second duo in team history to both register two-plus sacks in the same postseason game (LBs Mike Neal and Nick Perry at Washington in 2016 playoffs).

► His 24½ sacks and 59 QB hits were the second most among Washington players from 2015-18 (Ryan Kerrigan, 46½ and 69).

► In 2017, registered eight sacks and two INTs to make him the first NFL linebacker since Ravens LB Terrell Suggs in 2011 to register eight-plus sacks and two-plus INTs in a season.

► Led all NFL rookies in sacks in 2015, the first member of the Washington Football Team to do so since LB Brian Orakpo in 2009.

► Dating back to 1982, recorded the second-most sacks (eight) by a WFT rookie behind the 11 that Orakpo registered in 2009.

2020 SEASON: Played in all 16 games with 13 starts, recording 42 tackles (29 solo), seven tackles for a loss (No. 2 on the team), 11 QB hits (tied for No. 2 on the team), four sacks (tied for No. 3 on the team), three passes defended (tied for No. 1 among Packer LBs) and a fumble recovery returned for a touchdown...Started both postseason contests, posting six tackles (four solo), two QB hits and two passes defended...**Vs. Detroit (Sept. 20):** Recorded three tackles (two solo), a half-sack and a QB hit. With just over three minutes to play in the game, split a sack of QB Matthew Stafford with LB Rashan Gary to force a fourth-and-16 the Lions did not convert...**At Houston (Oct. 25):** Posted three tackles (two solo) and a tackle for a loss. Brought QB Deshaun Watson down for a loss of a yard on a run play on fourth-and-1, giving GB the ball at the Texans' 46-yard line...**At San Francisco (Nov. 5):** Registered two tackles (one solo), a pass defended and

AT A GLANCE ...

- Is the only player in the NFL with 25-plus sacks (40.5), five-plus INTs (five) and four-plus forced fumbles (four) from 2015-20.
- Has never missed a game in his NFL career, joining Demario Davis as the only linebackers in the NFL to play all 96 regular-season games since 2015.
- Ranked No. 2 on the team in tackles for a loss (seven), tied for No. 2 in QB hits (11) and tied for No. 3 in sacks (four) in 2020.
- Was named a Pro Bowl alternate in 2019 in his first season with the Packers after ranking No. 8 in the NFL with a career-best 12 sacks and finishing No. 2 on the team with 29 QB hits and 43 QB pressures.
- In 2019, joined LB Za'Darius Smith (13½) as the only duo in NFL history with 12-plus sacks each in their first season as teammates.
- Played in 64 games with 50 starts for the Washington Football Team (2015-18), including starts in all 48 games over his final three seasons with the team.
- Played collegiately at Mississippi State from 2011-14. As a senior, earned first-team All-SEC honors from the league's coaches and became the first player in conference history to be named SEC Defensive Lineman of the Week for three consecutive weeks.

tied for the team lead with two QB hits. Put pressure on QB Nick Mullens early in the second quarter, forcing a throw that was intercepted by S Raven Greene and returned to the GB 38-yard line. The Packers would score a TD on the ensuing drive to take a 14-3 lead...**Vs. Jacksonville (Nov. 15):** Tied for No. 3 on the team with five tackles (four solo) while also registering a sack, two tackles for a loss and a QB hit. With under 1:30 to play and Green Bay protecting a four-point lead, sacked QB Jake Luton for a loss of 10 yards on third-and-16, forcing a fourth-and-26 from the Jaguars' 48-yard line that the Jaguars did not convert...**Vs. Chicago (Nov. 29):** Tied three tackles (two solo), a sack, two QB hits, a tackle for a loss and returned a QB Mitchell Trubisky fumble caused by Z. Smith 14 yards for a TD to give Green Bay a 27-3 lead late in the second quarter...**Vs. Philadelphia (Dec. 6):** Finished second among LBs with five tackles (three solo), a half-sack, a tackle for a loss, a QB hit and a pass defended. Brought down RB Miles Sanders for a loss of 4 yards on first-and-10 from the GB 49-yard line and the Eagles didn't gain another yard and punted after a three-and-out in the third quarter. Teamed with Z. Smith to sack QB Jalen Hurts for a loss of 3 yards on second-and-10 from the Eagles' 41-yard line with GB up seven with just under four minutes to play in the fourth quarter. The Eagles did not convert the third-and-13 and punted. Green Bay scored a TD on the ensuing drive to go up by 14. With under two minutes to play, tipped a Hurts pass that was intercepted by S Darnell Savage, sealing the victory...**Vs. Carolina (Dec. 19):** Posted two tackles (one solo), a sack, a tackle for a loss and a QB hit. On the Panthers' second drive of the game, sacked QB Teddy Bridgewater for a loss of 4 yards, forcing a third-and-14 that was not converted as Carolina settled for a field goal...**Vs. L.A. Rams (NFC Divisional, Jan. 16):** Recorded three tackles (two solo), a QB hit and two passes defended. On the Rams' first drive, deflected a pass intended for WR Robert Woods on third down to force a punt. On the next possession, stopped RB Cam Akers after a gain of 1 yard on third-and-2 to force a fourth down and then a FG after the Rams had a false start.

2019: Started all 16 games for the fourth straight season and registered a career-high 75 tackles (42 solo), a career-best 12 sacks, an interception, a forced fumble, three passes defended, 29 QB hits (No. 2 on the team) and 43 QB pressures (No. 2 on the team)...Ranked No. 8 in the league in sacks...Was tied for No. 2 in the league in third-down sacks with seven...Posted four games with 1½-plus sacks, tied for No. 4 in the NFL...Was named an alternate for the Pro Bowl...Joined Z. Smith as the only teammate duo in the league with 12-plus sacks each, the first duo in team history (since 1982) to both register 12-plus sacks in the same season...Started both playoff games and posted seven tackles (four solo), two sacks, five QB pressures and three QB hits...**At Chicago (Sept. 5):** Finished with eight tackles (three solo), a team-high 1½ sacks, a pass defended, two QB pressures and five QB hits in his Green Bay debut. Early in the third quarter, posted a shared zero-yard sack of Trubisky with DL Kenny Clark to force a three-and-out. Sealed the win with a fourth-down sack with just over a minute remaining in the game, running a stunt with Z. Smith to beat LG Cody Whitehair on his way to bringing down Trubisky for an 11-yard loss...**Vs. Minnesota (Sept. 15):** Posted four tackles (three solo), an INT, four QB pressures and three QB hits. Late in the first half, made an interception after Savage got a hand in to break up QB Kirk Cousins' pass over the middle intended for WR Stefon Diggs, snaring the deflected pass and taking it 5 yards to the Minnesota 47. It gave him at least one INT in each of the last four seasons, one of only seven NFL linebackers to accomplish that feat (2016-19)...**Vs. Denver (Sept. 22):** Matched his career high with three sacks (at Philadelphia, Dec. 26, 2015) to go with six tackles (four solo), three QB pressures and a QB hit. On Denver's opening drive, fought off a block from RT Elijah Wilkinson to get to QB Joe Flacco for a 4-yard sack to force a three-and-out after the Broncos began the drive at the Green Bay 43. Late in the first half, blew by Wilkinson to sack Flacco for a 7-yard loss as he punched the ball out, a fumble that was recovered by Gary at the Denver 5 that set up a Green Bay TD. Beat Wilkinson again late in the fourth quarter to bring down Flacco for a 6-yard sack to force a turnover on downs. Earned NFC Defensive Player of the Week honors for his performance...**At Dallas (Oct. 6):** Finished with four tackles (three solo), a sack, four QB hits and three QB pressures. Midway through the second quarter, made an inside move to quickly beat RT La'el Collins on his way to a 3-yard sack of QB Dak Prescott on third down to force a Dallas punt...**Vs. Detroit (Oct. 14):** Recorded five tackles (two solo), 1½ sacks and a QB hit. Early in the third quarter, came around the left end to sack Stafford along with LB Kyler Fackrell for a 9-yard loss to force a three-and-out for the Lions. Later in the third quarter, got a great jump and beat RT Rick Wagner to quickly sack Stafford for an 8-yard loss on third down to force a punt...**Vs. Carolina (Nov. 10):** Matched his career high from the previous week at LAC with nine tackles (seven solo) along with two sacks, two QB hits and two QB pressures. On a third-and-7 in the second quarter, blew by LT Dennis Daley to bring down QB Kyle Allen for a 7-yard sack. Midway through the fourth quarter, beat LT Taylor Moton to get to Allen for an 11-yard loss on third-and-8. On the final play of the game, went low to make a tackle of RB Christian McCaffrey for just a 1-yard gain on second-and-goal from the 2 to seal the Packers' 24-16 win...**Vs. Washington (Dec. 8):** Registered three tackles (two solo), a sack, four QB pressures and three QB hits. Early in the second quarter, knocked back LT Donald Penn on his way to bringing down QB Dwayne Haskins Jr. for a 5-yard sack on third down to force a Washington punt...**Vs. Chicago (Dec. 15):** Posted six tackles (four solo), a tackle for a loss, a team-high six QB pressures and a QB hit...**Vs. Seattle (NFC Divisional, Jan. 12):** Posted four tackles (two solo), two sacks, four QB pressures and three QB hits. With the Packers leading, 28-23, late in the fourth quarter, blew by TE Jacob Hollister and RT Germain Ifoedi to bring down Wilson

for a 6-yard sack on third down, forcing the Seahawks to punt as the Green Bay offense was able to run out the clock in the win. Teamed with Z. Smith (two sacks) to become just the second duo in franchise history (Neal and Perry at Washington in 2016 playoffs) to both register two-plus sacks in the same postseason game.

2018: Started all 16 games for the third consecutive season and registered 53 tackles (30 solo), four sacks, an INT, three passes defended and a fumble recovery...Ranked No. 2 on the team with 16 QB hits...**Vs. Dallas (Oct. 21):** Scored his first career TD on a fumble recovery late in the fourth quarter as a result of a Kerrigan strip-sack. Added an assisted tackle, two QB hits and a pass defended...**At Tampa Bay (Nov. 11):** Registered three tackles (two solo) and a sack. With less than four minutes to go in the fourth quarter and the Bucs on the Washington 2-yard line, sacked QB Ryan Fitzpatrick, and as he was swinging Fitzpatrick to the ground, Kerrigan slapped the ball out of his hand and recovered it to give Washington the ball at the 7-yard line...**Vs. Houston (Nov. 18):** Recorded four tackles (three solo), a sack, two QB hits, an INT and a pass defended. Late in the second quarter, sacked Watson for a loss of 12 yards on first down on a drive that ended in a punt two plays later. In the third quarter, picked off Watson at the 16-yard line and returned it 3 yards to the Houston 13. Washington would score two plays later to pull within three points...**At Dallas (Nov. 22):** Tallied eight tackles (three solo) and 1½ sacks. Teamed with Kerrigan late in the second quarter to sack Prescott for a loss of 13 yards on second-and-4 at the Washington 4-yard line on a drive that resulted in a field goal. On the next drive, sacked Prescott for a loss of 7 yards on second-and-10 and the Cowboys punted two plays later.

2017: Started all 16 games, recording 42 tackles (31 solo), a career-best two INTs, eight sacks, a team-high 21 QB hits, three passes defended, a forced fumble and a fumble recovery...Was one of only three defensive players (Kerrigan, S.D.J. Swearingen) to start all 16 games for Washington...**Vs. Oakland (Sept. 24):** Registered two solo tackles, a sack and a pass defended. Posted a sack in three consecutive games for the first time since Weeks 15-17 of the 2015 season...**At Kansas City (Oct. 2):** Made two tackles (one solo) including a sack on the Chiefs' first play from scrimmage. Marked a career-best fourth straight game with a sack, tying for the eighth-longest streak in Washington history (since 1982). Joined Vikings DE Everson Griffen and Cowboys DE Demarcus Lawrence as the only players in the league to post a sack in each of the first four games...**Vs. San Francisco (Oct. 15):** Posted two tackles, a half-sack and a pass defended. Joined DE/LB Marco Coleman (2000), DE Fred Stokes (1991) and DE Charles Mann (1989) as the only players in team history to record at least half a sack in each of the first five games of a season since the NFL adopted sacks as an official statistic in 1982...**Vs. Arizona (Dec. 17):** Tallied three solo tackles, a sack, an INT and a fumble recovery. Became the first member of the franchise to record a sack, a fumble recovery and an interception in a single game since LB Monte Coleman vs. Atlanta on Dec. 19, 1993...**Vs. Denver (Dec. 24):** Compiled five solo tackles, two sacks and a forced fumble. It marked the third game of his career with two-plus sacks...**At N.Y. Giants (Dec. 31):** Recorded three tackles (two solo) and an INT to become the first Washington LB to record multiple INTs in a single season since Perry Riley Jr. (two) in 2015 and the first OLB to accomplish the feat for Washington since Rob Jackson (four) in 2012.

2016: Started all 16 games, compiling 38 tackles (22 solo), 4½ sacks, 12 QB hits, three passes defended and an INT...According to pro-football-reference.com, was one of seven NFL linebackers to register four-plus sacks and an interception in 2016...**Vs. Philadelphia (Oct. 16):** Posted two tackles

(one solo) and a half-sack. With a seven-point lead and the Eagles at their own 49-yard line with under two minutes left in the fourth quarter, teamed with DE Trent Murphy to take down QB Carson Wentz and force a fourth-and-24 in which the Eagles elected to punt...**At Detroit (Oct. 23):** Recorded two solo tackles and a sack, bringing down Stafford in the fourth quarter to force a third-and-14 from the Detroit 38-yard line that the Lions did not convert...**Vs. Minnesota (Nov. 13):** Tallied four tackles (two solo), two sacks and the first INT of his career. Became only the fourth member of the franchise to record two sacks and an interception in a single game since 1982, joining LB Marcus Washington (Dec. 18, 2005), CB Shawn Springs (Dec. 26, 2004) and Coleman (Dec. 19, 1993)...**At Chicago (Dec. 24):** Posted a 5-yard sack and blocked a 22-yard FG attempt by K Connor Barth. The block was the first of Smith's career and the team's first since Nov. 4, 2012 (CB DeAngelo Hall vs. Carolina).

2015: Played in all 16 regular-season games and one post-season contest for the Washington Football Team...Named to Gil Brandt's NFL.com All-Rookie squad...Posted 30 tackles (20 solo), eight sacks, four passes defended, two forced fumbles and a fumble recovery on defense and recorded five tackles and a forced fumble on special teams...Led all NFL rookies in sacks, becoming the first Washington player to do so since Orakpo in 2009...Dating back to 1982, recorded the second-most sacks by a rookie in team annals behind the 11 that Orakpo registered in 2009...**Vs. Miami (Sept. 13):** Made his NFL debut and recorded his first career sack, forced fumble and fumble recovery on a single play when he jarred the ball loose from Dolphins QB Ryan Tannehill and recovered the ball 25 yards downfield. Also forced a fumble on special teams...**At Philadelphia (Dec. 26):** Posted four tackles (three solo), three sacks and a forced fumble in a division-clinching win. It was the first multi-sack game of his career. His three sacks were tied for the second most in a game by a WFT rookie (Orakpo, four at Oakland, Dec. 13, 2013)...**At Dallas (Jan. 3):** Posted a sack for the third consecutive game for the first time in his career...**Vs. Green Bay (NFC Wild Card, Jan. 10):** Tallied three tackles (two solo), including a 5-yard sack of QB Aaron Rodgers for a safety. The safety was the team's first in the postseason since recording a team safety in the NFC Divisional round vs. the Chicago Bears on Dec. 30, 1984...**2015 NFL Draft:** Selected by the Washington Football Team in the second round (38th overall).

COLLEGE: Played collegiately at Mississippi State from 2011-14, appearing in 47 games with 24 starts...Recorded

NFL debut: vs. Miami, 9/13/15

First NFL start: at Chicago, 12/13/15

First NFL sack: vs. Miami, 9/13/15 (R.Tannehill)

First NFL interception: vs. Minnesota, 11/13/16 (S.Bradford)

Touchdowns (1): vs. Dallas, 10/21/18, 1-yard fumble return

CAREER TRANSACTIONS

- 2015 Selected by Washington Football Team in the second round (38th overall) of '15 NFL Draft, May 1...Signed first contract, May 11.
- 2019 Signed by Green Bay Packers as unrestricted free agent, March 14.

134 career tackles (73 solo), 27 tackles for a loss, 16 sacks, five forced fumbles and two INTs (one returned for a TD)...Played in the 2015 Senior Bowl...Majoried in interdisciplinary studies...**Senior season (2014):** Started all 13 games and became the first player in SEC history to be named SEC Defensive Lineman of the Week for three consecutive weeks (vs. Southern Miss. vs. UAB, at South Alabama)...Led the team in sacks (nine), tackles for a loss (15) and QB hurries (15) en route to earning first-team All-SEC honors from the league's coaches...Blocked two FGs on the season, both coming in the first three games...Also tallied two INTs, five passes defended and two forced fumbles...**Junior season (2013):** Started 11 of the 12 games in which he played, compiling 44 tackles (29 solo), 6½ tackles for a loss, 2½ sacks, a forced fumble and three passes defended...Named Most Outstanding Defensive Player of the Liberty Bowl vs. Rice (Dec. 31) after recording a game-high six tackles...**Sophomore season (2012):** Played in all 13 games and led team with 4½ sacks...Registered 35 tackles (17 solo), 5½ tackles for a loss, a forced fumble and a fumble recovery...**Freshman season (2011):** Played in the final nine games of the season and posted seven tackles (three solo), a forced fumble and a pass defended.

PERSONAL: Given name Preston Demarquis Smith...Born in Atlanta, Ga. ...**High school:** Resided in Lithonia, Ga., while attending Stephenson High School in Stone Mountain, Ga., where he was credited with 68 total tackles and nine sacks as a senior for the 9-2 Jaguars...As a junior, played on an 11-1 squad that won the Region 2 crown...Rated a three-star prospect by Rivals.com...Played for a Stephenson team that had 29 of 32 senior players sign a college scholarship...**Community involvement:** Signed autographs to raise money for The Salvation Army...Attended Youth For Tomorrow's Burgundy & Gold Banquet to support local teenage boys and girls experiencing traumatic circumstances with their families...Led elementary-school students through drills to promote physical fitness, healthy lifestyle habits and proper nutrition at the Fuel Up to Play 60 mini-combine...Participated in a Marine Corps Quanticco tour to experience Marine life while stationed on base...Participated in the inaugural Washington Football Team Charity Golf Classic to benefit children in the community...Attended the Rookie Community Club's Military Appreciation BBQ to honor active-duty service members and their families, as well as Wounded Warriors...Assembled care packages for victims of domestic violence in collaboration with the Fear 2 Freedom and Rookie Community Club.

PRESTON SMITH'S NFL REGULAR-SEASON DEFENSIVE STATISTICS

YEAR	TEAM	GP	GS	TK	S	TACKLES					INTERCEPTIONS				O. FUMB				ST		MISC								
						A	TFL	YDS	SK	YDS	QBH	NO	YDS	LG	TD	PD	FF	FR	YDS	TK	S	A	FF	FR	S	A			
2015	Washington	16	2	30	20	10	6	39	8.0	77.0	10	0	0	0	0	4	2	1	0	5	4	1	1	0	0	0	0		
2016	Washington	16	16	38	22	16	8	37	4.5	31.5	12	1	22	22	0	3	0	0	0	0	0	0	0	0	0	0	0	0	
2017	Washington	16	16	42	31	11	10	48	8.0	40.5	21	2	26	18	0	3	1	1	12	0	0	0	0	0	0	0	0	0	
2018	Washington	16	16	53	30	23	5	26	4.0	32.5	16	1	3	3	0	3	0	1	1	0	0	0	0	0	0	0	0	0	
2019	Packers	16	16	75	42	33	11	69	12.0	88.0	29	1	5	5	0	3	1	0	0	0	0	0	0	0	0	0	0	0	
2020	Packers	16	13	42	29	13	7	25	4.0	24.0	11	0	0	0	0	3	1	14	0	0	0	0	0	0	0	0	0	0	
NFL TOTALS		96	79	280	174	106	47	244	40.5	293.5	99	5	56	22	0	19	4	4	27	5	4	1	1	0	0	0	0	0	0

55 ZA'DARIUS SMITH



Ht: 6-4 Wt: 272 Born: **September 8, 1992**

NFL Games Played/Started: **90/48**

Acquired: **UFA (Bat)-19**

Linebacker // Kentucky

Seventh NFL Season // Third Packers Season



PRO HIGHLIGHTS:

➤ *Named to the Pro Bowl for the second straight season and for the first time as an original selection after tying for No. 4 in the NFL with 12½ sacks.*

➤ *For the first time in his career, earned second-team All-Pro honors from The Associated Press in 2020, becoming the first Packers linebacker to be named All-Pro since Clay Matthews in 2012.*

➤ *Led the team and ranked in the top 10 among NFL linebackers in 2020 in sacks (12½, t-No. 2), QB hits (23, No. 2) and tackles for a loss (12, t-No. 6).*

➤ *Registered a sack in 10 games during the 2020 regular season, tied for No. 1 in the NFL for the 2020 season and for the most by a Packer in a single season (LB Tim Harris, 10 games in 1988 and 1989).*

➤ *Selected to the 2020 All-NFC team by the Pro Football Writers of America.*

➤ *After recording a total of four forced fumbles in the first five years of his career (2015-19), was tied for No. 3 in the NFL with four forced fumbles in 2020.*

➤ *Named NFC Defensive Player of the Week for the second time in his career after the Week 4 win over Atlanta in 2020 when he registered three sacks. Is the only player in the league to have a three-sack game in each of the last three seasons (2018-20).*

➤ *Made his first career Pro Bowl in his first season with the Packers, an injury replacement for Chicago Bears LB Khalil Mack.*

➤ *Started all 16 games in 2019 and posted a career-best 78 tackles (44 solo), a career-high and team-leading 13½ sacks (No. 6 in the NFL and tied for No. 5 in a single season in team history), a team-best 51 QB hits and a team-high 65 QB pressures.*

➤ *His 13½ sacks were the most in franchise history by a player in his first season with the Packers.*

➤ *Posted four games with two-plus sacks in 2019, tied with Cardinals DE Chandler Jones and Buccaneers LB Shaquil Barrett for the most in the league, and became the first Packer to have four games with two-plus sacks in a season since DE Aaron Kampman in 2006.*

➤ *Joined LB Preston Smith (12) as the first duo in NFL history with 12-plus sacks each in their first season as teammates, the first tandem in team history (since 1982) to both register 12-plus sacks in the same season.*

➤ *Part of only the second tandem in Packers history (since 1982) to each have 10-plus sacks in a season (Reggie White, 13.0 and Bryce Paup, 11.0 in 1993).*

➤ *According to NFL Next Gen Stats, led the NFL with 84 disruptions (combined total of hurries, pressures or sacks – one per play) during the 2019 regular season. Also ranked No. 2 in the NFL with a QB pressure rate of 14.8% (total number of pressures divided by the total number of pass-rush snaps) and with a disruption rate of 17.5% (total number of disruptions divided by the total number of pass-rush snaps) among players with at least 200 pass-rush snaps.*

AT A GLANCE ...

- First name is pronounced zuh-DAIR-ee-us.
 - In his first two years with the Packers, has been named to the Pro Bowl twice (2019-20), earned second-team All-Pro honors from The Associated Press (2020) and was named to the All-NFC team by the Pro Football Writers of America (2020).
 - Was the first defensive player on the Packers to earn a Pro Bowl selection in consecutive years since LB Clay Matthews in 2014-15.
 - Posted the most sacks (26.0) by a player in his first two seasons (2019-20) with the Packers and is tied for No. 3 in the NFL in sacks over the last two seasons (2019-20).
 - With 13½ sacks in 2019 and 12½ in 2020, matched the longest streak in team history with back-to-back seasons with 12-plus sacks (five others), and was the first to do so since DE Aaron Kampman (2006-07).
 - Was one of only three NFL players (Aaron Donald and T.J. Watt) with 12-plus sacks in both 2019 and 2020.
 - Posted the most sacks in franchise history by a player in his first season with the Packers, with his 13½ sacks ranking No. 6 in the NFL in 2019 and tying for No. 5 for a single season in team history.
 - Spent the first four seasons of his career in Baltimore (2015-18), helping the Ravens rank in the top five in the league in overall defense (No. 3, 319.4 ypg), run defense (No. 2, 96.8 ypg) and scoring defense (No. 5, 20.5 ppg) over that span.
 - Started all 24 games in his two seasons at Kentucky, recording 120 tackles (50 solo), 14 tackles for a loss, 10½ sacks, three passes defended and two fumble recoveries.
- *Signed with the Green Bay Packers as an unrestricted free agent on March 14, 2019, after spending his first four seasons with the Baltimore Ravens, where he played in 58 games with 15 starts and posted 119 tackles (71 solo), 18½ sacks, five passes defended, three forced fumbles and a blocked FG.*
- *Registered 52 QB hits from 2015-18 (per Sportradar), the most on the Ravens over that span.*
- *Appeared in all 16 games with eight starts in 2018 and posted 45 tackles (26 solo) and a team-leading 8½ sacks for a Baltimore defense that finished No. 1 in the NFL in overall defense (292.9 ypg) and No. 2 in scoring defense (17.9 ppg).*
- *According to Sportradar, ranked No. 3 among NFL linebackers with 25 QB hits and was tied for No. 6 in total pressures (sacks/hurries/knockdowns) with 35 in 2018.*
- *Of his 18½ sacks during his time in Baltimore, 12½ of them came on third down, the most on the Ravens from 2015-18.*
- *Was selected by the Ravens with the first pick in the fourth round (No. 122 overall) of the 2015 NFL Draft.*

2020 SEASON: Named to the Pro Bowl for the second straight year and was named second-team All-Pro by AP for the first time...Also selected to the All-NFC team by the Pro Football Writers of America...Started all 16 contests and was tied for No. 4 in the NFL with 12½ sacks and tied for No. 3 with a career-best four forced fumbles (most by a Packer since LB Julius Peppers posted four in 2014)...Led

the team and ranked in the top 10 among NFL linebackers in QB hits (23, No. 2) and tackles for a loss (12, t-No. 6)...Also posted 52 tackles (35 solo), two passes defended and two fumble recoveries...Was the first Packer with 12-plus sacks and four-plus forced fumbles in a season since DE Kabeer Gbaja-Biamila in 2002...Was one of six NFL players with 12-plus sacks on the season...Became the first Packer to have five sacks in the first four games of the season since Matthews (seven in 2012)...Started both postseason contests, posting five tackles (three solo), a sack, a tackle for a loss and two QB hits...**At Minnesota (Sept. 13):** Posted two tackles (both solo), a sack, a tackle for a loss and a QB hit. It marked the fourth year in a row he recorded a sack in the season opener. Is one of three players (Bears DT Akiem Hicks and Cardinals LB Chandler Jones) to register a sack in Week 1 in each of the last four seasons (2017-20). Midway through the first quarter, sacked QB Kirk Cousins on third-and-8 for a loss of 7 yards, forcing a punt. The Packers' ensuing drive started on the GB 40-yard line and resulted in a TD to take an eight-point lead...**Vs. Detroit (Sept. 20):** Registered four tackles (three solo), a sack, a tackle for a loss and two QB hits. Took down QB Matthew Stafford on second-and-six in the second quarter to force a third-and-16 from the Detroit 1-yard line, and then on third down, tackled RB Adrian Peterson after a 4-yard gain to force a punt. The Packers' ensuing drive resulted in a TD and put Green Bay up, 17-14...**At New Orleans (Sept. 27):** Recorded two tackles (one solo) and forced and recovered a fumble of QB Taysom Hill at the GB 43-yard line early in the fourth quarter...**Vs. Atlanta (Oct. 5):** Named NFC Defensive Player of the Week for the second time in his career (2018) after leading the team with eight tackles (six solo), three sacks, four tackles for a loss and five QB hits. It was the third three-plus-sack game of his career (3½ at Minnesota in 2019 and 3.0 at Tennessee in 2018)...**At San Francisco (Nov. 5):** Posted two tackles (both solo), a sack, two QB hits, a forced fumble and a fumble recovery on defense. In the third quarter, forced a fumble he recovered on a sack of QB Nick Mullens to give GB the ball at the SF 47-yard line...**Vs. Chicago (Nov. 29):** Posted two tackles (one solo), a sack, a forced fumble and three QB hits. Late in the second quarter, forced a fumble on QB Mitchell Trubisky that was picked up and returned 14 yards for a TD by LB Preston Smith to give the Packers 27-3 lead...**Vs. Philadelphia:** Finished with three tackles (two solo), 1½ sacks, a tackle for a loss and a QB hit. Teamed with P. Smith to sack QB Jalen Hurts for a loss of 3 yards on second-and-10 from the Eagles' 41-yard line with GB up seven with just under four minutes to play in the fourth quarter. The Eagles did not convert the third-and-13 and punted. Green Bay scored a TD on the ensuing drive to go up by 14...**Vs. Tennessee (Dec. 27):** Registered two tackles (one solo), a sack, a QB hit and a forced fumble. In the second quarter, forced a fumble on a sack of QB Ryan Tannehill on third-and-17, forcing a punt...**Vs. L.A. Rams (NFC Divisional, Jan. 16):** Tallied a tackle (solo), a sack, a tackle for a loss and a QB hit on 45 snaps. Early in the second quarter, sacked QB Jared Goff for a loss of 7 yards to force a third-and-14 the Rams did not convert...**Vs. Tampa Bay (NFC Championship, Jan. 24):** Recorded four tackles (two solo) and a QB hit. On third-and-9

at the GB 47-yard line with just over two minutes to play in the second quarter, hit QB Tom Brady on a throw that fell incomplete, forcing a punt.

2019: Started all 16 games and posted a career-best 78 tackles (career-best 44 solo), a career-high and team-leading 13½ sacks, a team-best 51 QB hits and a team-high 65 QB pressures...Ranked No. 6 in the league in sacks, and his sack total ranks tied for No. 5 in single-season team history...Posted the most sacks in franchise history by a player in his first season with the Packers...Was named to his first career Pro Bowl when he was added to the roster as an injury replacement for Mack...Posted four games with two-plus sacks, tied with Jones and Barrett for the most in the league...Was the first Packer to have four games with two-plus sacks in a season since Kampman in 2006...Joined P. Smith as the only teammate duo in the league with 12-plus sacks each, the first duo in team history (since 1982) to both register 12-plus sacks in the same season...Started both playoff games and registered nine tackles (five solo), two sacks, a team-high six QB pressures and three QB hits...**At Chicago (Sept. 5):** Posted five tackles (four solo), a sack, a team-best four QB pressures and a team-high six QB hits. Late in the second quarter, drove back RT Bobby Massie to get to Trubisky for a 1-yard sack...**Vs. Minnesota (Sept. 15):** Finished with seven tackles (three solo), a team-high six QB pressures and two QB hits...**Vs. Denver (Sept. 22):** Registered five tackles (two solo), seven QB pressures, two QB hits and two sacks. On a third-and-goal from the 2 late in the first half, beat LT Garett Bolles to bring down QB Joe Flacco for a 10-yard sack as the Broncos were forced to settle for a field goal. On the final play of the game, shed a block from LG Dalton Risner to bring down Flacco for a 12-yard sack...**At Dallas (Oct. 6):** Posted four tackles (three solo), two sacks, a team-high six QB hits and three QB pressures. In the first quarter, drove back LT Cameron Fleming on his way to a 10-yard sack of QB Dak Prescott on third down to force a Dallas punt. On a second-and-goal from the Green Bay 9 in the third quarter, tossed aside Fleming to get to Prescott as he tripped him up for a 9-yard sack...**Vs. Detroit (Oct. 14):** Tied for the team lead with seven tackles (three solo) while adding a sack, five QB pressures and three QB hits. Late in the first half on a third-and-13, beat LG Kenny Wiggins and then shed a block from RB Kerryon Johnson to get to Stafford for a 5-yard sack to force a punt...**At Kansas City (Oct. 27):** Recorded three tackles (two solo), two sacks, three QB hits and a QB pressure. On the first play of the second quarter, blew by LT Cam Erving to get to QB Matt Moore for a 6-yard sack. On the Chiefs' first drive of the second half, beat LG Martinus Rankin to bring down Moore for a 12-yard sack on third-and-7 and force a Kansas City punt...**At L.A. Chargers (Nov. 3):** Finished with a career-high 10 tackles (five solo), a sack, two QB hits and two QB pressures. On the Chargers' opening drive on second-and-goal from the 9, drove back RT Sam Tevi to get to QB Philip Rivers for a shared 2-yard sack with DL Tyler Lancaster...**Vs. Carolina (Nov. 10):** Posted season highs for QB hits (eight) and QB pressures (seven) along with two tackles (one solo)...**At San Francisco (Nov. 24):** Finished with seven tackles (five solo), 1½ sacks, two QB pressures and a QB hit. Early

PACKERS SACK LEADERS, 1982-2020

Most Seasons Leading Team

7 Clay Matthews, 2009-14, 17	1 Mike Douglass, 1984
5 Tim Harris, 1986-90	Sean Jones, 1994
Reggie White, 1993, 95-98	Keith McKenzie, 1999
Kabeer Gbaja-Biamila, 2001-05	John Thierry, 2000
3 Ezra Johnson, 1982-83, 85	Julius Peppers, 2015
Aaron Kampman, 2006-08	Nick Perry, 2016
2 Tony Bennett, 1991-92	Kyler Fackrell, 2018
Za'Darius Smith, 2019-20	

Most Consecutive Seasons Leading Team

6 Clay Matthews, 2009-14
5 Tim Harris, 1986-90
Kabeer Gbaja-Biamila, 2001-05
4 Reggie White, 1995-98
3 Aaron Kampman, 2006-08
2 Ezra Johnson, 1982-83
Tony Bennett, 1991-92
Za'Darius Smith, 2019-20

in the second quarter, drove back LT Justin Skule to get to QB Jimmy Garoppolo for a 10-yard sack. Shed a block from Skule early in the third quarter for a shared 9-yard sack of Garoppolo with P. Smith...**Vs. Washington (Dec. 8):** Registered five tackles (four solo), a tackle for a loss, a forced fumble, three QB pressures and two QB hits. In the second quarter, came up the middle to drill RB Adrian Peterson in the backfield and force a fumble, one that was recovered by Peterson at the Green Bay 32 for a loss of 3 yards...**At Minnesota (Dec. 23):** Posted a career-high 3½ sacks, the most by a Packer since Matthews registered 3½ vs. Chicago on Sept. 13, 2012. Finished the game with eight tackles (six solo), five tackles for a loss, a team-high six QB pressures and two QB hits. Midway through the second quarter, beat LT Riley Reiff to get to Cousins for a 13-yard sack. In the third quarter, came up the middle and blew by C Garrett Bradbury to trip up Cousins for an 8-yard sack. Late in the fourth quarter, drove back Reiff to bring down Cousins for a shared 4-yard sack with P. Smith. With just over two minutes remaining in the game, came on a stunt and drove back Bradbury on his way to bringing down Cousins for a 9-yard sack...**Vs. Seattle (NFC Divisional, Jan. 12):** Posted three tackles (two solo), two sacks, a team-high five QB pressures and three QB hits. On Seattle's opening drive of the game, got past LT Duane Brown to trip up QB Russell Wilson for a zero-yard sack. Midway through the second quarter, blew by RT Germain Iffed to bring down Wilson for a 4-yard sack. Teamed with P. Smith (two sacks) to become just the second duo in franchise history (Neal and Perry at Washington in 2016 playoffs) to both register two-plus sacks in the same postseason game.

2018: Appeared in all 16 games with eight starts and posted 45 tackles (26 solo) and a team-high 8½ sacks... Added a team-high 25 QB hits, two passes defended and a forced fumble... According to Sportradar, ranked No. 3 among NFL linebackers in QB hits and was tied for No. 6 in total pressures (sacks/hurries/knockdowns) with 35... Posted 7½ sacks on third down, tied for No. 3 in the NFL behind only Rams DT Aaron Donald (8½) and Seahawks DE Frank Clark (eight)... It was the most sacks on third down by a Raven since LB Elvis Dumervil (eight) in 2014... Also started in the Ravens' playoff game and posted a solo tackle... Helped Baltimore rank No. 1 in overall defense (292.9 ypg) and No. 2 in scoring defense (17.9 ppg)...**Vs. Buffalo (Sept. 9):** Registered five tackles (four solo), tying for the team lead, with a sack and two tackles for a loss as the defense limited the Bills to just 153 yards of total offense. Brought down QB Josh Allen for a 4-yard loss on a third down in the third quarter to force a three-and-out...**Vs. Denver (Sept. 23):** Posted two tackles (one solo), a sack and a team-high four QB hits. Sacked QB Case Keenum on a third down late in the first quarter to force a Denver punt...**At Cleveland (Oct. 7):** Recorded a season-high six tackles (two solo) and a half-sack...**At Tennessee (Oct. 14):** Produced five tackles (four solo), a season-best three sacks and a forced fumble for a defense that posted franchise records for sacks (11) and passing yards allowed (51) in the 21-0 victory. Became the seventh Raven to record three-plus sacks in a game and earned AFC Defensive Player of the Week honors for his performance. All three of his sacks came on third down, including a strip-sack of QB Marcus Mariota in the second quarter that Mariota recovered...**At Atlanta (Dec. 2):** Posted a sack, bringing down QB Matt Ryan for an 11-yard loss on third down in the second quarter, as the Ravens allowed just 131 yards, the fewest by an Atlanta team since 1999...**At L.A. Chargers (Dec. 22):** Registered five tackles (four solo), a team-best four QB hits and 1½ sacks as the defense limited the Chargers to a season-low 198 total yards. Brought down Rivers for an 11-yard loss on a third down in the fourth quarter to force a Los Angeles punt.

2017: Played in 14 games with four starts and posted 24 tackles (15 solo), 3½ sacks, a forced fumble and a pass defended... Ranked No. 3 on the team with 16 QB hits... Was inactive for two contests due to injury (Week 2, Week 14)...**At Cincinnati (Sept. 10):** Registered three tackles (two solo) and a sack, bringing down QB Andy Dalton for a 9-yard loss on third down on the opening drive in the 20-0 win...**At Oakland (Oct. 8):** Recorded a season-high four tackles (one solo)...**At Cleveland (Dec. 17):** Posted a strip-sack of QB DeShone Kizer in the third quarter that was recovered by DT Brandon Williams and returned for a 1-yard TD...**Vs. Indianapolis (Dec. 23):** Registered a sack for the second straight game, bringing down QB Jacoby Brissett for a 4-yard loss in the fourth quarter on third-and-6 as he matched his season high with four tackles (three solo).

2016: Appeared in 13 games with four starts, finishing with 20 tackles (10 solo), a sack, a pass defended and a forced fumble for a unit that ranked No. 5 in the NFL in rushing defense (89.4 ypg)... Was inactive for three contests...**At Jacksonville (Sept. 25):** Registered three tackles (all solo), including two tackles for a loss as the Ravens limited the Jaguars to just 216 yards of total offense...**At N.Y. Giants (Oct. 16):** Made his first NFL start, posting two tackles (one solo) as the defense held the Giants to 38 rushing yards and didn't allow a rushing first down for just the fifth time in franchise history...**Vs. Cleveland (Nov. 10):** Recorded three tackles (two solo) and a sack/forced fumble when he brought down QB Josh McCown for an 8-yard loss on third down in the third quarter as the Browns were forced to punt.

2015: Played in 15 games as a rookie and recorded 30 tackles (20 solo), 5½ sacks and a pass defended for a defense that ranked No. 8 in the NFL (337.4 ypg)... Was the league's only rookie to register two multiple-sack games and became just the third rookie in team history (LBs Peter Boulware and Terrell Suggs) to accomplish the feat... Was inactive for the season opener...**At Oakland (Sept. 20):** Made his NFL debut, appearing on 33 snaps on defense and recording a solo tackle...**At Pittsburgh (Oct. 1):** Posted four tackles (all solo) and two sacks, the first sacks of his career, as he became just the fifth rookie in team history to register two-plus sacks in a game. His first career sack came in the third quarter when he brought down QB Michael Vick for a 6-yard loss. Sacked Vick again on the next play, this time for a 7-yard loss on third down to force a Pittsburgh punt...**Vs. Jacksonville (Nov. 15):** Blocked K Jason Myers' 26-yard FG attempt in the third quarter...**Vs. Kansas City (Dec. 20):** Matched his season highs with four tackles (three solo) and two sacks for a defense that allowed 277 total yards. Brought down QB Alex Smith for a 3-yard loss in the first quarter and a 1-yard loss in the fourth quarter...**Vs. Pittsburgh (Dec. 27):** Registered three tackles (two solo) and a sack. Brought down QB Ben Roethlisberger for a 6-yard loss on a third down in the third quarter to force a Pittsburgh punt. Posted the first kickoff return of his career, fielding K Chris Boswell's kick to start the second half and returning it 15 yards to the Baltimore 32...**2015 Draft:** Was selected by Baltimore with the first pick in the fourth round (No. 122 overall), the first of three selections for the Ravens in the fourth round.

COLLEGE: Started all 24 games in his two seasons at Kentucky, recording 120 tackles (50 solo), 14 tackles for a loss, 10½ sacks, three passes defended and two fumble recoveries... Began his collegiate career at East Mississippi Community College (Scooba, Miss.), where he totaled 66 tackles, 18 tackles for a loss, 11½ sacks, four forced fumbles, three passes defended and an INT... Earned his degree in community and leadership develop-

ment... **Senior season (2014):** Started all 12 games at DE and finished No. 4 on the team with 61 tackles (26 solo), including 7½ tackles for a loss and 4½ sacks... Ranked third on the team in tackles for a loss and second in sacks... Posted a sack in three consecutive games and in four of the final seven contests... **Junior season (2013):** Started all 12 games at DE and was tied for third on the team with 59 tackles (24 solo), including 6½ tackles for a loss and six sacks with one pass defended and a fumble recovery... Recorded a career-high three sacks vs. Miami of Ohio (Sept. 7)... **Sophomore season (2012):** Posted 47 tackles (29 solo), 11 tackles for a loss and 6½ sacks at East Mississippi Community College... Earned second-team All-America honors from the National Junior College Athletic Association... Also was named to the all-region and all-state teams... Added a team-high four forced fumbles, two passes defended and an INT... **Freshman season (2011):** Registered 19 tackles, seven tackles for a loss and five sacks as he helped EMCC to a 12-0 mark and the school's first NJCAA national title... Posted three tackles (two solo), a sack and a pass defended in the NJCAA championship game vs. Arizona Western (Dec. 3).

PERSONAL: Given name Za'Darius Smith... First name is pronounced zuh-DAIR-ee-us... Born in Montgomery, Ala. ... Older brother, Bob Meeks, played center at Auburn (1988-91) and for the Denver Broncos (1992-94)... Cousin, Davern Williams, was an all-conference defensive lineman at Troy (1999-2003), was drafted in the seventh round by the Miami Dolphins (2003), played for the N.Y. Giants (2004), and now is an assistant coach at his alma mater... Niece, Kristi Mokube, played basketball at Florida State and George Mason... **High school:** Didn't play football until his senior season at Greenville (Ala.) High School... Starred in basketball, lettering all four seasons... **Community involvement:** Participated in the Green Bay Packers Give Back Bowling Event in 2019 to raise money for the Wisconsin Court Appointed Special Advocates (CASA) Association, whose programs champion the needs of abused and neglected children... Gave hundreds of pizzas away to people in his hometown of Greenville in April 2020... Hosts a Fourth of July event each year in his hometown that includes fireworks, air jumps and waterslides.

NFL debut: at Oakland, 9/20/15
First NFL start: at N.Y. Giants, 10/16/16
First NFL sack: at Pittsburgh, 10/1/15 (M.Vick)

CAREER TRANSACTIONS

- 2015 Selected by Baltimore Ravens as first of three choices in the fourth round (122nd overall) of '15 NFL Draft, May 2... Signed first contract, May 8.
- 2019 Signed by Green Bay Packers as unrestricted free agent, March 14.

ZA'DARIUS SMITH'S NFL REGULAR-SEASON DEFENSIVE STATISTICS

YEAR	TEAM	GP	GS	TACKLES					INTERCEPTIONS					O. FUMB			ST		MISC							
				TK	S	A	TFL	YDS	SK	YDS	QBH	NO	YDS	LG	TD	PD	FF	FR	YDS	TK	S	A	FF	FR	S	A
2015	Ravens	15	0	30	20	10	7	28	5.5	24.5	7	0	0	0	0	1	0	0	0	0	0	0	0	0	0	0
2016	Ravens	13	4	20	10	10	4	16	1.0	9.0	4	0	0	0	1	1	0	0	0	0	0	0	0	0	0	0
2017	Ravens	14	4	24	15	9	3	16	3.5	22.0	16	0	0	0	1	1	0	0	0	0	0	0	0	0	0	0
2018	Ravens	16	8	45	26	19	10	56	8.5	61.0	25	0	0	0	2	1	0	0	0	0	0	0	0	0	0	0
2019	Packers	16	16	78	44	34	19	126	13.5	112.5	51	0	0	0	0	1	0	0	0	0	0	0	0	0	0	0
2020	Packers	16	16	52	35	17	12	60	12.5	81.5	23	0	0	0	2	4	2	0	0	0	0	0	0	0	0	0
NFL TOTALS		90	48	249	150	99	55	302	44.5	310.5	126	0	0	0	7	8	2	0	0	0	0	0	0	0	0	0

ZA'DARIUS SMITH'S NFL POSTSEASON DEFENSIVE STATISTICS

YEAR	TEAM	GP	GS	TACKLES					INTERCEPTIONS					O. FUMB			ST		MISC						
				TK	S	A	TFL	YDS	SK	YDS	QBH	NO	YDS	LG	TD	PD	FF	FR	YDS	TK	S	A	FF	FR	S
2018	Ravens	1	1	1	0	0	0	0.0	0.0	0	0	0	0	0	0	0	0	0	0	0	0	0	0	0	0
2019	Packers	2	2	9	5	4	1	4	2.0	4.0	3	0	0	0	0	0	0	0	0	0	0	0	0	0	0
2020	Packers	2	2	5	3	2	1	7	1.0	7.0	2	0	0	0	0	0	0	0	0	0	0	0	0	0	0
NFL TOTALS		5	5	15	9	6	2	11	3.0	11.0	5	0	0	0	0	0	0	0	0	0	0	0	0	0	0

SINGLE-GAME HIGHS: DEFENSIVE

Total Tackles 10 at Los Angeles Chargers, Nov 03, 2019
 8 vs. Atlanta Falcons, Oct 05, 2020
 ...1 more at 8.

Sacks 3.5 at Minnesota Vikings, Dec 23, 2019
 3.0 vs. Atlanta Falcons, Oct 05, 2020
 ...1 more at 3.0.

Passes Defended 1 at Detroit Lions, Dec 13, 2020
 1 at Indianapolis Colts, Nov 22, 2020
 ...5 more at 1.

Forced Fumbles 1 vs. Tennessee Titans, Dec 27, 2020
 1 vs. Chicago Bears, Nov 29, 2020
 ...6 more at 1.

Fumble Recoveries 1 at San Francisco 49ers, Nov 05, 2020
 1 at New Orleans Saints, Sep 27, 2020

Tackles For Loss 5 at Minnesota Vikings, Dec 23, 2019
 4 vs. Atlanta Falcons, Oct 05, 2020

LONGEST OPPONENT WINNING STREAKS BROKEN BY PACKERS

On Jan. 1, 2006, Green Bay ended Seattle's 11-game winning streak. Previously, the longest streak Green Bay had ever halted was a 10-game run by the Lions, at Detroit on Nov. 25, 1934, a 3-0 final. Prior to that Seattle contest, the longest streak snapped at Lambeau Field was Denver's nine-game run in 1996.

VETERANS

2020 GXG REGULAR SEASON (PACKERS)

Table with columns: DATE, OPPONENT, P/S, TK, S, A, SK, YDS, INT, PD, FF, FR. Rows include games against Vikings, Lions, Saints, Falcons, Buccaneers, Texans, Vikings, 49ers, Jaguars, Colts, Bears, Eagles, Lions, Panthers, Titans, and Bears.

2020 GXG POSTSEASON (PACKERS)

Table with columns: DATE, OPPONENT, P/S, TK, S, A, SK, YDS, INT, PD, FF, FR. Rows include Rams and Buccaneers.

2018 GXG REGULAR SEASON (RAVENS)

Table with columns: DATE, OPPONENT, P/S, TK, S, A, SK, YDS, INT, PD, FF, FR. Rows include Bills, Bengals, Broncos, Steelers, Browns, Titans, Saints, Panthers, Steelers, Bengals, Raiders, Falcons, Chiefs, Buccaneers, Chargers, Browns.

2018 GXG POSTSEASON (RAVENS)

Table with columns: DATE, OPPONENT, P/S, TK, S, A, SK, YDS, INT, PD, FF, FR. Row includes Chargers.

2016 GXG REGULAR SEASON (RAVENS)

Table with columns: DATE, OPPONENT, P/S, TK, S, A, SK, YDS, INT, PD, FF, FR. Rows include Bills, Browns, Jaguars, Raiders, Washington, Giants, Jets, Steelers, Browns, Cowboys, Bengals, Dolphins, Patriots, Eagles, Steelers, Browns.

2019 GXG REGULAR SEASON (PACKERS)

Table with columns: DATE, OPPONENT, P/S, TK, S, A, SK, YDS, INT, PD, FF, FR. Rows include Bears, Vikings, Broncos, Eagles, Cowboys, Lions, Raiders, Chiefs, Chargers, Panthers, 49ers, Giants, Washington, Bears, Vikings, Lions.

2019 GXG POSTSEASON (PACKERS)

Table with columns: DATE, OPPONENT, P/S, TK, S, A, SK, YDS, INT, PD, FF, FR. Rows include Seahawks and 49ers.

2017 GXG REGULAR SEASON (RAVENS)

Table with columns: DATE, OPPONENT, P/S, TK, S, A, SK, YDS, INT, PD, FF, FR. Rows include Bengals, Browns, Jaguars, Steelers, Raiders, Bears, Vikings, Dolphins, Titans, Packers, Texans, Lions, Steelers, Browns, Colts, Bengals.

2017 GXG POSTSEASON (RAVENS)

Table with columns: DATE, OPPONENT, P/S, TK, S, A, SK, YDS, INT, PD, FF, FR. Rows include Broncos, Raiders, Bengals, Steelers, Browns, 49ers, Cardinals, Chargers, Jaguars, Rams, Browns, Dolphins, Seahawks, Chiefs, Steelers, Browns.

2015 GXG REGULAR SEASON (RAVENS)

Table with columns: DATE, OPPONENT, P/S, TK, S, A, SK, YDS, INT, PD, FF, FR. Rows include Broncos, Raiders, Bengals, Steelers, Browns, 49ers, Cardinals, Chargers, Jaguars, Rams, Browns, Dolphins, Seahawks, Chiefs, Steelers, Browns.

2015 TOTALS

Summary table for 2015 totals with columns: DATE, OPPONENT, P/S, TK, S, A, SK, YDS, INT, PD, FF, FR.

COMMUNITY

ADMIN. & COACHES

Z. SMITH

DRAFT & FREE AGENTS

2020 REVIEW

RECORDS & HISTORY

LAMBEAU FIELD

MISC.

LEADING ON THE FIELD, AT THE CHECKOUT COUNTER

Packers quarterback Aaron Rodgers enters his 17th season in Green Bay in 2021. He remains a leader over his competitors as he ranks No. 3 in NFL history (min. 1,500 attempts) with a career passer rating of 103.9. Rodgers also ranks No. 1 in league annals in career INT percentage (1.35), No. 2 in TD/INT ratio (4.63, 412/89) and No. 7 in TD passes (412).

Off the field, his popularity among the fan base was reflected by his finish as the leader among jerseys sold in the Packers Pro Shop. The Pro Shop is housed in the Lambeau Field Atrium and distributes worldwide through www.packersproshop.com.

The following is a list of the top-five sellers for the 2020 calendar year, including customized replica jerseys that fans can put their own name and numbers on:

Table with columns: Rank, Player, % of Total Sales. Rows include Aaron Rodgers (25.8), Davante Adams (24.7), Customized replicas (9.4), Jaire Alexander (8.2), Aaron Jones (5.0).



EQUANIMEOUS ST. BROWN 19

VETERANS

Ht: 6-5 Wt: 214 Born: **September 30, 1996**

NFL Games Played/Started: **24/8**

Acquired: **06-18**

Wide Receiver // Notre Dame

Fourth NFL Season // Fourth Packers Season

PRO HIGHLIGHTS:

- Of his 28 career receptions, 19 have picked up first downs (67.9 percent) and 17 have been for 15-plus yards (60.7 percent).
- Appeared in 12 games with one start last season and posted seven catches for 117 yards (16.7 avg.) and a TD.
- Spent the entire 2019 season on injured reserve (ankle).
- Played in 12 games with seven starts in 2018 and posted 21 receptions for 328 yards (15.6 avg.). Ranked No. 5 in the league among rookies (min. 15 rec.) in yards per catch.
- Teamed with WR Marquez Valdes-Scantling to become the first rookie duo in team history to both register 20-plus catches with an average of 15.0-plus yards per catch.
- Selected by Green Bay with a compensatory pick in the sixth round of the 2018 NFL Draft (No. 207 overall), making him the second Notre Dame wide receiver to ever be drafted by the Packers (Derrick Mayes, second round, 1996).

2020 SEASON: Played in 12 games with one start and was inactive for one contest...Posted seven receptions for 117 yards (16.7 avg.) and a TD, with six picking up first downs, one carry for 7 yards and a tackle on special teams...Also appeared in both postseason contests, recording two receptions for 37 yards (18.5 avg.) and two tackles on special teams...Was placed on injured reserve (knee) on Sept. 19 and then was activated on Oct. 17...**At Houston (Oct. 25):** Downed a JK Scott punt at the Houston 2-yard line in the second quarter...**Vs. Minnesota (Nov. 1):** Posted a 12-yard reception and a tackle on special teams...**At Indianapolis (Nov. 22):** Started as the third WR for the first time on the season and posted a 23-yard reception, taking a screen pass down to the Indianapolis 2-yard line to set up RB Aaron Jones' 2-yard TD run on the next play...**Vs. Chicago (Nov. 29):** Played 38 snaps and registered a season-high two receptions for 39 yards (19.5 avg.), including a 24-yarder on a third-and-10 in the third quarter, and added a 7-yard run...**Vs. Tennessee (Dec. 27):** Posted his first career TD reception when he caught a 21-yarder from QB Aaron Rodgers on the opening play of the second quarter. Came across the field to free himself from CB Desmond King II to make the grab in the end zone...**Vs. L.A. Rams (NFC Divisional, Jan. 16):** Appeared on 32 plays on offense in his NFL playoff debut and posted a 27-yard reception down to the Los Angeles 4 on a third-and-7 on Green Bay's opening drive...**Vs. Tampa Bay (NFC Championship, Jan. 24):** Hauled in a 10-yard reception and was tied for the team lead with two tackles on special teams.

2019: Was placed on injured reserve on Aug. 31 after sustaining an ankle injury in a preseason game vs. Oakland (Aug. 22) in Winnipeg...Spent the entire season on injured reserve.

2018: Played in 12 games with seven starts and posted 21 receptions for 328 yards (15.6 avg.)...Ranked No. 5 in the league among rookies (min. 15 rec.) in yards per catch...Teamed with Valdes-Scantling to become the first rookie duo in team history to both register 20-plus receptions

AT A GLANCE ...



- First name is pronounced eck-wah-nihm-ee-ous.
- Of his 28 career receptions, 19 have picked up first downs (67.9 percent) and 17 have been for 15-plus yards (60.7 percent).
- Appeared in 12 games with one start last season and posted seven catches for 117 yards (16.7 avg.) and a TD.
- Played in 12 games with seven starts in 2018 and posted 21 receptions for 328 yards (15.6 avg.). Ranked No. 5 in the league among rookies (min. 15 rec.) in yards per catch.
- Teamed with WR Marquez Valdes-Scantling to become the first rookie duo in team history to both register 20-plus receptions with an average of 15.0-plus yards per catch.
- Played in 32 games with 25 starts in three seasons at Notre Dame, catching 92 passes for 1,484 yards (16.1 avg.) and 13 TDs.
- Named Notre Dame's Offensive Player of the Year as a sophomore in 2016 after leading the Irish with 58 receptions for 961 yards (16.5 avg.) and nine TDs. Ranked No. 6 in receiving yards, tied for No. 6 in TD receptions and No. 7 in receiving yards per game (80.1) among FBS freshmen and sophomores.

with an average of 15.0-plus yards per catch...Of his 21 receptions on the season, 13 picked up first downs (58.3 percent) and 12 were for 15-plus yards (52.2 percent)...Had one carry for 5 yards...Was active, but did not see any time, in one game, and was inactive for three contests...**Vs. Chicago (Sept. 9):** Played two snaps on special teams in his NFL debut...**At Detroit (Oct. 7):** Made his first career start, opening as the third WR with Randall Cobb (hamstring) and Geronimo Allison (concussion/hamstring) both sidelined. Finished No. 2 on the team with 89 receiving yards on three receptions (29.7 avg.), highlighted by a 54-yard reception late in the fourth quarter. His average of 29.7 yards per catch was the best by a Packers rookie (min. three rec.) since WR James Jones posted a 35.7-yard average (3-107) at Denver on Oct. 29, 2007. With under 20 seconds remaining, made an out-and-up move to create separation from CB Nevin Lawson to make the catch from Rodgers near the Green Bay 42 before spinning away to take the ball down the sideline for a 54-yard gain to the Detroit 23. Posted his first career reception midway through the first quarter, making a sliding grab over the middle for a 17-yard gain on second-and-16...**At Minnesota (Nov. 25):** Started and hauled in three receptions for 53 yards (17.7 avg.), with all three catches picking up first downs (15, 23, 15 yards). Also had his first career carry, picking up 5 yards on a jet sweep in the first quarter...**At N.Y. Jets (Dec. 23):** Started and played 39 snaps, pacing the team with a career-high 94 yards on a career-best five receptions (18.8 avg.). Late in the first half, made an inside move before cutting it up the field to find an opening as he hauled in a pass from Rodgers and took it 34 yards to the New York 24 on a drive that would be capped off by RB Jamaal Williams' 7-yard TD run. Midway through the fourth quarter, beat CB Trumaine Johnson down the right sideline for a 22-yard catch, absorbing a hit from DB Darryl Roberts after he made the catch that would sideline him for the remainder of the game and the season finale vs. Detroit (concussion)...**2018 Draft:** Selected by the Packers with a compensatory pick in the sixth round (No. 207 overall).

COMMUNITY

ADMIN. & COACHES

ST. BROWN

DRAFT & FREE AGENTS

2020 REVIEW

RECORDS & HISTORY

LANEBAU FIELD

MISC.

COLLEGE: Played in 32 games with 25 starts during his three seasons at Notre Dame, recording 92 receptions for 1,484 yards (16.1 avg.) and 13 TDs...Majoried in management consulting...**Junior season (2017):** Started all 13 games, recording team highs in receptions (33) and receiving yards (515) while ranking No. 2 in receiving TDs (four)...Registered seven receptions of 20-plus yards...Was on the Biletnikoff Award watch list...Part of a team that rebounded from a 4-8 campaign in 2016 to post a 10-3 record...Opened the season with four receptions for 80 yards (20.0 avg.) and a TD vs. Temple (Sept. 2)...Recorded a season-best 111 receiving yards on five receptions (22.2 avg.) with a TD and a season-long reception of 75 yards at Stanford (Nov. 25)...**Sophomore season (2016):** Started in all 12 games and led the team with 58 receptions for 961 yards and nine TDs, which all ranked as the third most by a Notre Dame sophomore...Averaged 16.6 yards per catch and 28.7 yards on nine TD receptions...Ranked No. 6 in receiving yards, tied for No. 6 in TD receptions and No. 7 in receiving yards per game (80.1) among FBS freshmen and sophomores...Ranked among the country's top 50 receivers overall in receiving TDs (t-No. 36), receiving yards per game (No. 41) and receiving yards (No. 45)...Registered at least one TD catch in seven of the 12 games...Recorded two multi-receiving-TD games and eclipsed 100 yards receiving in two games...Finished with five of the team's 10 receptions of at least 40 yards...Hauled in 15 receptions of 20-plus yards, and 36 of his 58 receptions went for a first down or a TD...Totaled 116 yards on six receptions (19.3 avg.) with a TD vs. Duke (Sept. 24)...Registered four catches for 182 yards (45.5 avg.) and two TDs vs. Syracuse (MetLife Stadium, Oct. 1), including scoring grabs of 79 and 67 yards from QB DeShone Kizer...Became the first Irish receiver with multiple TD catches of at least 67 yards in a game since WR Michael Floyd in 2009...His average of 45.5 yards per catch was the second-best mark in school history (min. four receptions) behind only Floyd's 47.3-yard

average (four catches for 189 yards) vs. Nevada in 2009...Tallied a career-best seven receptions for 94 yards (13.4 avg.) and a TD at USC (Nov. 26)...**Freshman season (2015):** Saw action in seven contests as a true freshman at WR and on special teams...Suffered a season-ending shoulder injury during practice and missed the final four games of the season...Recorded his only reception of the season for 8 yards vs. Massachusetts (Sept. 26)...Blocked a punt that was returned 5 yards for a TD by Amir Carlisle to give the Irish a 21-10 lead in the first quarter vs. USC (Oct. 17), Notre Dame's first blocked punt for a TD since Nov. 13, 2010, vs. Utah.

PERSONAL: Given name Equanimeous Tristan Imhotep J. St. Brown...First name is pronounced eck-wah-nihm-ee-ous...Nicknamed "EQ"...Born in Placentia, Calif...Is fluent in English, German and French...His father, John, was a two-time Mr. Universe and three-time Mr. World in weightlifting...His mother, Miriam, was born in Germany...Two younger brothers both play college football, Osiris Adrian Amen-Ra J. St. Brown at Stanford and Amon-Ra Julian Heru J. St. Brown at USC...**High school:** Lettered three years at Servite High School in Anaheim, Calif., after attending Orange (Calif.) Lutheran High School as a freshman...Listed as the 63rd player nationally by ESPN 300, 71st by Tom Lemming, 84th on the PrepStar Top 150 Dream Team, 144th by Rivals.com, 160th by 247Sports and 207th by Scout.com...Recorded 32 receptions for 485 yards (15.2 avg.) and four TDs at WR as a senior in 2014...Played in the Under Armour All-American Bowl in St. Petersburg, Fla...Hauled in 42 passes for 725 yards (17.3 avg.) and six TDs as a junior in 2013...**Community involvement:** Visited Weyauwega-Fremont students as part of the NFL's Fuel Up to Play 60 program...Participated in the Green Bay Packers Give Back Bowling Event.

NFL debut: vs. Chicago, 9/9/18

First NFL start: at Detroit, 10/7/18

First NFL reception: at Detroit, 10/7/18 (17 yards, A.Rodgers)

CAREER TRANSACTIONS

- 2018 Selected by Green Bay Packers in the sixth round (207th overall) of '18 NFL Draft, April 28 (free agency compensatory pick)...Signed first contract, May 7.
- 2019 Placed on injured reserve (ankle), Aug. 31.

EQUANIMEOUS ST. BROWN'S NFL REGULAR-SEASON RUSHING/RECEIVING STATISTICS

DATE	TEAM	RECEIVING							RUSHING				
		GP	GS	NO.	YDS.	AVG.	LG	TD	NO.	YDS.	AVG.	LG	TD
2018	Packers	12	7	21	328	15.6	54	0	1	5	5.0	5	0
2020	Packers	12	1	7	117	16.7	24	1	1	7	7.0	7	0
NFL TOTALS		24	8	28	445	15.9	54	1	2	12	6.0	7	0

EQUANIMEOUS ST. BROWN'S NFL POSTSEASON RUSHING/RECEIVING STATISTICS

DATE	TEAM	RECEIVING							RUSHING				
		GP	GS	NO.	YDS.	AVG.	LG	TD	NO.	YDS.	AVG.	LG	TD
2020	Packers	2	0	2	37	18.5	27	0	0	0	0.0	0	0
NFL TOTALS		2	0	2	37	18.5	27	0	0	0	0.0	0	0

PACKERS WHO HAVE WON THE HEISMAN TROPHY

Year	Player	Pos.	School	In Green Bay
1941	Bruce Smith	B	Minnesota	1945-48
1956	Paul Hornung	B	Notre Dame	1957-62, 64-66
1990	Ty Detmer	QB	Brigham Young	1992-95
1991	Desmond Howard	WR	Michigan	1996, 99
1996	Danny Wuerffel	QB	Florida	2000
1997	Charles Woodson	CB	Michigan	2006-12

SINGLE-GAME HIGHS: RUSHING/RECEIVING

Rush Attempts	1 vs. Chicago Bears, Nov 29, 2020 1 at Minnesota Vikings, Nov 25, 2018 7 vs. Chicago Bears, Nov 29, 2020
Rushing Yards	5 at Minnesota Vikings, Nov 25, 2018 7 vs. Chicago Bears, Nov 29, 2020
Longest Runs	7 vs. Chicago Bears, Nov 29, 2020 5 at Minnesota Vikings, Nov 25, 2018 5 at New York Jets, Dec 23, 2018
Receptions	3 at Minnesota Vikings, Nov 25, 2018 ...1 more at 3
Receiving Yards	94 at New York Jets, Dec 23, 2018 89 at Detroit Lions, Oct 07, 2018

Longest Receptions	54 at Detroit Lions, Oct 07, 2018 34 at New York Jets, Dec 23, 2018
Receiving TDs	1 vs. Tennessee Titans, Dec 27, 2020
Special Teams Tackles	1 vs. Minnesota Vikings, Nov 01, 2020

2020 GXG REGULAR SEASON (PACKERS)

		RECEIVING					
DATE	OPPONENT	P/S	NO.	YDS.	AVG.	LG	TD
09/13	at Vikings		INACTIVE				
09/20	Lions		INJURED RESERVE				
09/27	at Saints		INJURED RESERVE				
10/05	Falcons		INJURED RESERVE				
10/18	at Buccaneers	P	0	0	0.0	0	0
10/25	at Texans	P	0	0	0.0	0	0
11/01	Vikings	P	1	12	12.0	12	0
11/05	at 49ers	P	0	0	0.0	0	0
11/15	Jaguars	P	0	0	0.0	0	0
11/22	at Colts	S	1	23	23.0	23	0
11/29	Bears	P	2	39	19.5	24	0
12/06	Eagles	P	1	7	7.0	7	0
12/13	at Lions	P	1	15	15.0	15	0
12/19	Panthers	P	0	0	0.0	0	0
12/27	Titans	P	1	21	21.0	21	1
01/03	at Bears	P	0	0	0.0	0	0
2020 TOTALS	12-1		7	117	16.7	24	1

2020 GXG POSTSEASON (PACKERS)

01/16	Rams	P	1	27	27.0	27	0
01/24	Buccaneers	P	1	10	10.0	10	0
2020 TOTALS	2-0		2	37	18.5	27	0

2018 GXG REGULAR SEASON (PACKERS)

		RECEIVING					
DATE	OPPONENT	P/S	NO.	YDS.	AVG.	LG	TD
09/09	Bears	P	0	0	0.0	0	0
09/16	Vikings		INACTIVE				
09/23	at Washington		INACTIVE				
09/30	Bills		DID NOT PLAY (NON-INJURY)				
10/07	at Lions	S	3	89	29.7	54	0
10/15	49ers	S	1	19	19.0	19	0
10/28	at Rams	P	2	31	15.5	23	0
11/04	at Patriots	P	1	4	4.0	4	0
11/11	Dolphins	P	2	3	1.5	2	0
11/15	at Seahawks	S	1	16	16.0	16	0
11/25	at Vikings	S	3	53	17.7	23	0
12/02	Cardinals	S	0	0	0.0	0	0
12/09	Falcons	S	2	12	6.0	8	0
12/16	at Bears	P	1	7	7.0	7	0
12/23	at Jets	S	5	94	18.8	34	0
12/30	Lions		GAME INACTIVE/INJURY				
2018 TOTALS	12-7		21	328	15.6	54	0

THE LOMBARDI SWEEP

Vince Lombardi was fond of saying: "Every football team eventually arrives at a lead play. It becomes the team's bread-and-butter play ... My No. 1 play has been the power sweep, sometimes called the Lombardi Sweep." The call in the huddle was Red Right 49, and the play unfolded with the halfback – Paul Hornung (No. 5) when he was in his prime – carrying the ball around right end following his piling guards, Jerry Kramer (64) and Fuzzy Thurston (63).

Companion plays in Lombardi's offense included the weak-side sweep with the fullback as the ball carrier and also the halfback option pass.



87 JACE STERNBERGER

Ht: 6-4 Wt: 251 Born: June 26, 1996

NFL Games Played/Started: 18/1

Acquired: 03-19

Tight End // Texas A&M

Third NFL Season // Third Packers Season



PRO HIGHLIGHTS:

► Played in 12 games last season, seeing action on offense and special teams, and had 12 receptions for 114 yards (9.5 avg.) and a TD.

► Appeared in six games with one start during the regular season as a rookie in 2019 after spending the first eight games of the season on injured reserve (ankle). Recorded two tackles on special teams.

► Played in both playoff contests with one start in 2019 and caught a 9-yard TD pass in the NFC Championship Game at San Francisco, becoming just the second rookie tight end in team history (Richard Rodgers) to catch a TD pass in the postseason.

► Posted three receptions for 15 yards (5.0 avg.) and a TD and added a tackle on special teams in the 2019 playoffs.

► Selected by the Packers in the third round (No. 75 overall) of the 2019 NFL Draft, becoming the highest-drafted tight end by Green Bay since Bubba Franks in 2000 (No. 14 overall).

2020 SEASON: Played in 12 games, seeing action on offense and special teams, and had 12 receptions for 114 yards (9.5 avg.) and a TD...Posted one kickoff return for 8 yards...Was sidelined for the final four regular-season games (concussion)...Was inactive for both postseason contests (healthy scratch)...**At New Orleans (Sept. 27):** Registered the first catches of his career in the regular season, hauling in a career-high three passes for 36 yards (12.0 avg.). Made a back-shoulder grab in the fourth quarter for a 23-yard gain to the New Orleans 31 on a scoring drive that would put Green Bay ahead, 37-27...**At Houston (Oct. 25):** Played 20 snaps on offense and posted his first career regular-season TD catch, coming across the field to make a left-handed grab for a 3-yard score early in the second quarter...**Vs. Minnesota (Nov. 1):** Posted a career-high 46 receiving yards on three catches (15.3 avg.), including a career-long 27-yarder down to the Minnesota 7 with just under three minutes remaining in the game that set up a WR Davante Adams TD catch on the next play...**At Indianapolis (Nov. 22):** Matched his career high with three receptions for 23 yards (7.7 avg.)...**Vs. Chicago (Nov. 29):** Posted a 5-yard reception and also recorded his first career kickoff return, an 8-yarder late in the first half...**Vs. Philadelphia (Dec. 6):** Played three snaps on offense and one on special teams before exiting the game in the second quarter with a concussion that would sideline him for the final four regular-season games.

2019: Appeared in six games with one start and posted a tackle on special teams...Was inactive (healthy scratch) for two contests...Played in both playoff games with one start and had three receptions for 15 yards (5.0 avg.) and a TD while adding a tackle on special teams...Was on injured reserve (ankle) for the first eight games of the season before being activated on Nov. 2...Was placed on injured reserve on Sept. 3...**At L.A. Chargers (Nov. 3):** Made his NFL debut, appearing on one snap on offense and 11 on special teams...**Vs. Carolina (Nov. 10):** Posted a tackle on special teams...**Vs. Washington (Dec. 8):** Made his first NFL start as the Packers opened with three TEs. Played six snaps on offense

AT A GLANCE ...

- Played in 12 games last season, seeing action on offense and special teams, and had 12 receptions for 114 yards (9.5 avg.) and a TD.
- Appeared in six games with one start during the regular season as a rookie in 2019 after spending the first eight games of the season on injured reserve (ankle).
- Caught a 9-yard TD pass in the 2019 NFC Championship Game at San Francisco, becoming just the second rookie tight end in team history (Richard Rodgers) to catch a TD pass in the postseason.
- Selected by the Packers in the third round (No. 75 overall) of the 2019 NFL Draft, becoming the highest-drafted tight end by Green Bay since Bubba Franks in 2000 (No. 14 overall).
- Earned first-team All-American honors from *The Associated Press* in 2018 after setting Texas A&M records for a tight end with 10 receiving TDs and 832 receiving yards.
- Finished No. 1 in the country among tight ends in receiving TDs and ranked No. 2 in receiving yards (832) and yards per catch (17.3 avg.) in 2018.

and three on special teams...**Vs. Seattle (NFC Divisional, Jan. 12):** Made a 2-yard reception near the sideline late in the second quarter and drew a face-mask penalty on DE Jadeveon Clowney. Added a tackle on special teams...**At San Francisco (NFC Championship, Jan. 19):** Started as the Packers opened up with two tight ends, appearing on 11 plays and posting two receptions for 13 yards (6.5 avg.) and a TD. Midway through the third quarter, freed himself from LB Fred Warner in the back of the end zone to make a 9-yard TD catch from QB Aaron Rodgers as Rodgers rolled to his right. Became just the second rookie tight end in franchise history (Richard Rodgers, 2014 NFC Divisional playoff vs. Dallas) to catch a TD pass in a playoff game...**2019 Draft:** Selected by the Packers in the third round (No. 75 overall), becoming the highest-drafted tight end by Green Bay since Franks in 2000 (No. 14 overall). Became the highest-drafted TE out of Texas A&M since Martellus Bennett was selected in the second round (No. 61 overall) in 2008 by the Dallas Cowboys.

COLLEGE: Attended three different schools, playing one season each at Texas A&M (2018), Northeast Oklahoma A&M (2017) and Kansas (2016)...Overall, saw action in 35 collegiate games with 22 starts and posted 70 receptions for 1,173 yards (16.8 avg.) and 16 TDs...Majored in recreation, park and tourism sciences...**Junior season (2018):** Played in 13 games with 12 starts for the Aggies and set career highs in all categories, registering 48 receptions and an average of 17.3 yards per catch...Set single-season school records for TEs with 832 receiving yards and 10 TDs...Named a consensus All-American after earning first-team honors from *The Associated Press*, CBS Sports, Football Writers Association of America, *Sports Illustrated*, *Sporting News* and Walter Camp and second-team recognition from *USA Today*...Earned first-team All-SEC honors from the coaches and AP...Finished No. 1 in the country among tight ends in receiving TDs and ranked No. 2 in receiving yards and yards per catch...Given the Offensive Top Newcomer Award, Offensive MVP Award and Strength and Conditioning Offensive Aggie Award at the annual team banquet...Earned team Most Valuable Player honors in the spring...Named the John Mackey Tight End of the Week in his first game as an

Aggie, recording five catches for 56 yards (11.2 avg.) and two TDs vs Northwestern State (Aug. 30)...Named the Earl Rose Campbell Tyler Rose Award Player of the Week after posting four catches for a career-best 145 yards and a TD at South Carolina (Oct. 13)...**Sophomore season (2017):** Earned first-team All-Southwestern Junior College Football Conference (SWJCFC) honors at Northeast Oklahoma A&M, appearing in 12 games with 10 starts and recording 21 catches for 336 yards (16.0 avg.) with six TDs...Finished tied for No. 4 in the conference in receiving TDs...**Redshirt freshman season (2016):** Saw action in 10 games at Kansas, recording one reception for 5 yards. Also contributed two tackles on special teams.

PERSONAL: Given name Jace Evan Sternberger...First name is pronounced JAYCE...Born in Enid, Okla....Mother,

Jackie, was a two-time All-American basketball player at Southwest Oklahoma State University...**High school:** Played both sides of the ball at Kingfisher (Okla.) High School, catching 42 passes for 390 yards (9.3 avg.) and eight TDs at tight end as a senior in 2014...Also played defensive end and posted 53 tackles, 23 tackles for a loss, 21 sacks, three forced fumbles and six pass breakups...Helped his team to a state championship in 2013 after recording nine catches for 191 yards (21.2 avg.) and four TDs on offense, while also securing 39 tackles, 6½ sacks, five pass breakups and four forced fumbles on defense...Earned nine letters during his time at Kingfisher, participating in basketball (three), football (three) and track (three)...**Community involvement:** Participated in the Green Bay Packers Give Back Bowling Event.

NFL debut: at L.A. Chargers, 11/3/19
First NFL start: vs. Washington, 12/8/19

CAREER TRANSACTIONS

■ 2019 Selected by Green Bay Packers in the third round (75th overall) of '19 NFL Draft, April 26...Signed first contract, June 10...Placed on injured reserve (ankle), Sept. 3...Activated from injured reserve, Nov. 2.

JACE STERNBERGER'S NFL REGULAR SEASON RECEIVING STATISTICS

RECEIVING								
DATE	TEAM	GP	GS	NO.	YDS.	AVG.	LG	TD
2019	Packers	6	1	0	0	0.0	0	0
2020	Packers	12	0	12	114	9.5	27	1
NFL TOTALS		18	1	12	114	9.5	27	1

JACE STERNBERGER'S NFL POSTSEASON RECEIVING STATISTICS

RECEIVING								
DATE	TEAM	GP	GS	NO.	YDS.	AVG.	LG	TD
2019	Packers	2	1	3	15	5.0	8t	1
NFL TOTALS		2	1	3	15	5.0	8t	1

SINGLE-GAME HIGHS: RECEIVING

Receptions 3 at Indianapolis Colts, Nov 22, 2020
3 vs. Minnesota Vikings, Nov 01, 2020
...1 more at 3.

Receiving Yards 46 vs. Minnesota Vikings, Nov 01, 2020
36 at New Orleans Saints, Sep 27, 2020
27 vs. Minnesota Vikings, Nov 01, 2020
23 at New Orleans Saints, Sep 27, 2020

Longest Receptions 23 at New Orleans Saints, Sep 27, 2020

Receiving TDs 1 at Houston Texans, Oct 25, 2020

Kickoff Returns 1 vs. Chicago Bears, Nov 29, 2020
Kickoff Return Yards 8 vs. Chicago Bears, Nov 29, 2020
Longest Kickoff Return 8 vs. Chicago Bears, Nov 29, 2020
Special Teams Tackles 1 vs. Carolina Panthers, Nov 01, 2019

2020 GXG REGULAR SEASON (PACKERS)

RECEIVING								
DATE	OPPONENT	P/S	NO.	YDS.	AVG.	LG	TD	
09/13	at Vikings	P	0	0	0.0	0	0	
09/20	Lions	P	0	0	0.0	0	0	
09/27	at Saints	P	3	36	12.0	23	0	
10/05	Falcons	P	0	0	0.0	0	0	
10/18	at Buccaneers	P	0	0	0.0	0	0	
10/25	at Texans	P	1	3	3.0	3t	1	
11/01	Vikings	P	3	46	15.3	27	0	
11/05	at 49ers	P	1	1	1.0	1	0	
11/15	Jaguars	P	0	0	0.0	0	0	
11/22	at Colts	P	3	23	7.7	12	0	
11/29	Bears	P	1	5	5.0	5	0	
12/06	Eagles	P	0	0	0.0	0	0	
12/13	at Lions		GAME INACTIVE/INJURY					
12/19	Panthers		GAME INACTIVE/INJURY					
12/27	Titans		GAME INACTIVE/INJURY					
01/03	at Bears		GAME INACTIVE/INJURY					
2020 TOTALS		12-0	12	114	9.5	27	1	

2020 GXG POSTSEASON (PACKERS)

01/16	Rams		INACTIVE					
01/24	Buccaneers		INACTIVE					
2020 TOTALS		0-0	0	0	0.0	0	0	

2019 GXG REGULAR SEASON (PACKERS)

RECEIVING								
DATE	OPPONENT	P/S	NO.	YDS.	AVG.	LG	TD	
09/05	at Bears		INJURED RESERVE					
09/15	Vikings		INJURED RESERVE					
09/22	Broncos		INJURED RESERVE					
09/26	Eagles		INJURED RESERVE					
10/06	at Cowboys		INJURED RESERVE					
10/14	Lions		INJURED RESERVE					
10/20	Raiders		INJURED RESERVE					
10/27	at Chiefs		INJURED RESERVE					
11/03	at Chargers	P	0	0	0.0	0	0	
11/10	Panthers	P	0	0	0.0	0	0	
11/24	at 49ers		INACTIVE					
12/01	at Giants	P	0	0	0.0	0	0	
12/08	Washington	S	0	0	0.0	0	0	
12/15	Bears	P	0	0	0.0	0	0	
12/23	at Vikings		INACTIVE					
12/29	at Lions	P	0	0	0.0	0	0	
2019 TOTALS		6-1	0	0	0.0	0	0	

2019 GXG POSTSEASON (PACKERS)

01/12	Seahawks	P	1	2	2.0	2	0
01/19	at 49ers	S	2	13	6.5	8t	1
2019 TOTALS		2-1	3	15	5.0	8t	1

39 CHANDON SULLIVAN

Ht: 5-11 Wt: 189 Born: August 7, 1996

NFL Games Played/Started: 37/11

Acquired: FA-19

Cornerback // Georgia State

Fourth NFL Season // Third Packers Season



PRO HIGHLIGHTS:

► Saw action in all 16 regular-season contests for the Packers in 2020 for the second straight season and set career highs in games started (10), tackles (40) and solo tackles (31) while also scoring his first touchdown.

► In Week 2 of 2020, intercepted QB Matthew Stafford at the Detroit 7 and returned it for the score, becoming the first Packer with an INT return for a TD since CB Bashaud Breeland vs. Atlanta on Dec. 9, 2018.

► Also started both 2020 postseason contests and tied for the team lead with nine solo tackles and finished tied for No. 2 on the Packers with 12 total tackles.

► Played in all 16 regular-season games for the Packers in 2019, seeing time on defense and special teams, and started one of two playoff games he appeared in.

► In his first season with Green Bay, posted 26 tackles (17 solo), an INT, a forced fumble, a QB hit and eight passes defensed on defense while returning three kickoffs for 48 yards (16.0 avg.) and registering two tackles on special teams.

► Made first career INT at Dallas in Week 5 (2019), dropping back to make a leaping grab of a QB Dak Prescott pass intended for WR Randall Cobb at the Green Bay 21, and then got back up to return the INT out to the Green Bay 28.

► After spending seven weeks on the Eagles' practice squad as a rookie in 2018, appeared in five games with one start, totaling 12 tackles (eight solo) and a pass defensed.

2020 SEASON: Appeared in all 16 games with 10 starts and set a new single-season career high with 40 tackles (31 solo)... Also recorded six passes defensed, one special teams tackle and one INT, which he returned 7 yards for his first career score... Recorded one fair catch on a punt return... Started both postseason games and posted 12 tackles (nine solo) and one tackle on special teams... **Vs. Detroit (Sept. 20):** Made the second start of his career and first in a Packers uniform, appearing on 43 defensive snaps and 13 snaps on special teams. Registered a solo tackle and two passes defensed, and returned an INT for his first career touchdown, picking off QB Matthew Stafford's pass intended for WR Danny Amendola at the Detroit 7 and returning it for the score. Became the first Packer with a pick-six since CB Bashaud Breeland vs. Atlanta on Dec. 9, 2018... **At New Orleans (Sept. 27):** Recorded two tackles (both solo) while playing on 44 snaps on defense. On a third-and-4 play midway through the fourth quarter, sniffed out a screen pass to drop RB Alvin Kamara for no gain and force a punt... **Vs. Jacksonville (Nov. 15):** Started and saw action on all 64 defensive snaps, recording a career-high six tackles (all solo) while playing as a base corner with CBs Kevin King and Jaire Alexander both inactive with injuries... **At Indianapolis (Nov. 22):** Started as the third corner and posted five tackles (four solo) and a pass defensed while appearing on 73 defensive plays... **Vs. Philadelphia (Dec. 6):** Started as the third CB and played 60 snaps on defense and 13 snaps on special teams. Also filled in for an injured Tyler Ervin at punt returner, fair-catching one kick... **Vs. Tennessee (Dec. 27):** Got in for 31 plays on defense, making four tackles (three solo)...

AT A GLANCE ...

- Saw action in all 16 regular-season contests for the Packers in 2020 for the second straight season and set career highs in games started (10), tackles (40) and solo tackles (31) while also scoring his first touchdown. Also started both postseason contests and tied for the team lead with nine solo tackles and finished tied for No. 2 on the Packers with 12 total tackles.
- Played in all 16 regular-season games in 2019 for Green Bay, seeing time on defense and special teams, and started one of two playoff games he appeared in.
- In 2019, he posted 26 tackles (17 solo), an interception, a forced fumble, a QB hit and eight passes defensed on defense while returning three kickoffs for 48 yards (16.0 avg.) and adding two tackles on special teams.
- Originally entered the NFL as an undrafted free agent with Philadelphia in 2018 and spent the first seven weeks of the 2018 season on the Eagles' practice squad before being promoted to the active roster on Oct. 26, where he would appear in five games with one start.

At Chicago (Jan. 3): Started and matched his career high with six tackles (three solo) and a pass defensed. Early in the fourth quarter, broke up a pass from QB Mitchell Trubisky intended for WR Allen Robinson in the right flat on fourth-and-1, forcing a turnover on downs at the GB 25 and protecting the Packers' 21-16 lead... **Vs. L.A. Rams (NFC Divisional, Jan. 16):** Started and recorded eight tackles (six solo) while playing 49 of 53 defensive snaps... **Vs. Tampa Bay (NFC Championship, Jan. 24):** Started and played 47 snaps on defense, making four tackles (three solo). Also posted a tackle on special teams.

2019: Played in all 16 games, seeing time on defense and special teams... Posted 26 tackles (17 solo), an INT, a forced fumble, a QB hit and eight passes defensed... Returned three kickoffs for 48 yards (16.0 avg.) and posted two tackles on special teams... Played in both playoff games with one start... **At Dallas (Oct. 6):** With injuries in the secondary, saw his most significant action to that point by playing 38 snaps. Early in the second quarter, made his first career INT, dropping back to make a leaping grab of a Prescott pass intended for Cobb at the Green Bay 21. Got back up to return the INT out to the Green Bay 28. Added three tackles (two solo)... **At Kansas City (Oct. 27):** With just over five minutes remaining in the game, had a perfectly timed breakup of a pass over the middle from QB Matt Moore intended for TE Travis Kelce on third-and-3, forcing the Chiefs to punt as the Packers took over before running the clock out to win the game. Posted his first career kickoff returns, returning three for 48 yards (16.0 avg.)... **At N.Y. Giants (Dec. 1):** Finished with three tackles (two solo) and a pass defensed. On the Giants' final offensive play of the game, got his left hand in to break up QB Daniel Jones' pass intended for WR Sterling Shepard on fourth down to force a turnover on downs. Added a tackle on special teams... **Vs. Washington (Dec. 8):** Played 49 snaps on defense, posting two solo tackles and a pass defensed. Late in the first quarter on a third-and-1, came on a blitz and got both hands up to break up a QB Dwayne Haskins Jr. pass and force a three-and-out... **Vs. Chicago (Dec. 15):** Recorded three tackles (two solo), a pass defensed, a QB hit and the first

forced fumble of his career. Midway through the second quarter, broke up a deep pass from Trubisky intended for WR Anthony Miller near the goal line. Helped clinch the win on the final play of the game when he forced a fumble by TE Jesper Horsted at the Green Bay 7 after Horsted took a lateral from Trubisky, with the fumble recovered by CB Tramon Williams at the Green Bay 2...**At Minnesota (Dec. 23):** Posted a pass defended, breaking up a QB Kirk Cousins pass down the middle intended for TE Irv Smith Jr. late in the fourth quarter...**Vs. Seattle (NFC Divisional, Jan. 12):** Started as the third CB and played 23 snaps on defense.

2018: Spent the first seven weeks of the season on the Eagles' practice squad before being elevated to the active roster on Oct. 26...Appeared in five games with one start, totaling 12 tackles (eight solo) and a pass defended...Was on the practice squad for the regular-season finale and both playoff contests...**At New Orleans (Nov. 18):** Posted a career-high six tackles (four solo)...**At N.Y. Giants (Nov. 25):** Made his first NFL start, recording four tackles (three solo) and a pass defended...**2018 Draft:** Signed with the Eagles as an undrafted free agent on May 11.

COLLEGE: Played in every game for Georgia State from 2014-17, a school-record 49 games, with 44 starts, and totaled 182 tackles (144 solo), seven INTs, 25 passes defended, seven tackles for a loss, two sacks, two fumble recoveries, two defensive TDs, a forced fumble and a blocked kick...Ranks No. 1 in school history in INTs and passes defended and No. 5 in career tackles...Also added eight kickoff returns for 164 yards (20.5 avg.) and a punt return for 28 yards...Earned All-Sun Belt recognition in each of his last three seasons...Earned his degree in journalism...**Senior season (2017):** Played in all 12 games with 11 starts, totaling 46 tackles (39 solo), a tackle for a loss, an INT, six passes defended and a fumble recovery returned for a TD...Also added a punt return for 28 yards...Earned third-team All-Sun Belt honors...Served as a team captain for the season...Contributed on a defense that set the school record for fewest points allowed per game (24.75)...Became the first Panthers player to be invited to the Reese's Senior Bowl...Also became the first Georgia State football player to earn College Sports Information Directors of America (CoSIDA) Academic All-American

honors with a 3.84 GPA...Named a finalist for the National Football Foundation's William V. Campbell Trophy as the top football scholar-athlete in the nation in all divisions...**Junior season (2016):** Started all 12 games, posting 43 tackles (30 solo), three INTs, seven passes defended, a tackle for a loss, a forced fumble and a blocked kick...Named All-Sun Belt honorable mention...Part of a Georgia State secondary that finished No. 7 in the FBS in pass-efficiency defense and No. 8 in passing yards allowed per game (173.9)...Also helped the Panthers defense lead the Sun Belt in yards allowed per play (4.9)...Registered two tackles (one solo), an INT in the end zone and a blocked FG in a win vs. Texas State (Oct. 8)...**Sophomore season (2015):** Started all 13 games and posted a career-high 50 tackles (42 solo), 4½ tackles for a loss, two sacks, two INTs with one returned for a TD and 10 passes defended...Also tallied four kickoff returns for 94 yards (23.5 avg.)...Named All-Sun Belt honorable mention...Completed the first pick-six in school history by returning an INT 25 yards for a TD at Arkansas State (Oct. 31)...Named the Sun Belt Defensive Student-Athlete of the Week after posting six solo tackles, an INT and three passes defended at Texas State (Nov. 14)...**Freshman season (2014):** Played in all 12 games with eight starts, seeing time at CB and safety...Totaled 43 tackles (33 solo), a half-tackle for a loss, an INT, two passes defended and a fumble recovery...Also contributed four kickoff returns for 70 yards (17.5 avg.).

PERSONAL: Given name Chandon Lamar Sullivan...First name is pronounced CHAN-din...Nickname is "Sully"...Born in Greenville, S.C. ...Hopes to pursue a career in broadcasting after his football career is finished...**High school:** Attended Winder-Barrow High School in Winder, Ga., where he lettered in football and basketball for four years...Collected over 1,100 all-purpose yards and scored 10 TDs as a senior...Earned second-team All-Region 8-AAAA honors at both CB and RB...Named to the all-area team by the *Athens Banner-Herald*...**Community involvement:** Spoke to the Boys & Girls Club of Winder-Barrow County in May 2021 as part of a fundraiser that raised \$30,000...Participated in the Packers Celebrity Bowling Event in 2019 to help raise money for the Wisconsin Court Appointed Special Advocates (CASA) Association.

NFL debut: at Jacksonville, 10/28/18
First NFL start: vs. N.Y. Giants, 11/25/18
First NFL interception: at Dallas, 10/6/19 (D.Prescott)
Touchdowns (1): vs. Detroit, 9/20/20, 7-yard INT return (M.Stafford)

CAREER TRANSACTIONS

- 2018 Selected by Philadelphia Eagles as undrafted free agent, May 11...Waived by Eagles, Sept. 2...Signed by Eagles to practice squad, Sept. 2...Signed from practice squad to active roster, Oct. 26...Waived by Eagles, Dec. 25...Signed by Eagles to practice squad, Dec. 26.
- 2019 Re-signed by Eagles as reserve/future free agent, Jan. 14...Waived by Eagles, May 2...Signed by Green Bay Packers as free agent, May 6.
- 2020 Re-signed by Packers as exclusive-rights free agent, April 27.
- 2021 Re-signed by Packers as restricted free agent, April 23.

LATE-SEASON SUCCESS

Lambeau Field is historically a difficult place for opponents to play once the weather turns, and the Packers' tradition of late-season success in Green Bay has continued in recent years. Since 2000, the Packers boast a home record of 43-9 (.827) in regular-season contests played in December and January, the top winning percentage in the league over that span. Green Bay has won its last 10 games played in December/January, tied for the longest regular-season streak in team history (1995-97).

Since 2000, Green Bay owns the league's second-best regular-season record in games played Dec. 1 and later:

Club	W	L	T	Pct
New England	76	24	0	.760
Green Bay	73	27	0	.730
Pittsburgh	71	31	0	.696
Philadelphia	62	38	0	.620
Indianapolis	63	39	0	.618

VETERANS
 COMMUNITY
 ADMIN. & COACHES
 SULLIVAN
 DRAFT & FREE AGENTS
 2020 REVIEW
 RECORDS & HISTORY
 LAMBEAU FIELD
 MISC.

CHANDON SULLIVAN'S NFL REGULAR SEASON DEFENSIVE STATISTICS

YEAR	TEAM	GP	GS	TACKLES							INTERCEPTIONS					O. FUMB			ST		MISC				
				TK	S	A	TFL	YDS	SK	YDS	QBH	NO	YDS	LG	TD	PD	FF	FR	YDS	TK	S	A	FF	FR	S
2018	Eagles	5	1	11	7	4	0	0	0.0	0.0	0	0	0	0	1	0	0	0	0	0	0	0	0	0	0
2019	Packers	16	0	26	17	9	0	0	0.0	0.0	0	1	1	7	7	0	8	1	0	0	2	1	1	0	0
2020	Packers	16	10	40	31	9	0	0	0.0	0.0	0	1	7	7	1	6	0	0	0	0	1	1	0	0	0
NFL TOTALS		37	11	77	55	22	0	0	0.0	0.0	1	2	14	7	1	15	1	0	0	3	2	1	0	0	0

CHANDON SULLIVAN'S NFL POSTSEASON DEFENSIVE STATISTICS

YEAR	TEAM	GP	GS	TACKLES							INTERCEPTIONS					O. FUMB			ST		MISC				
				TK	S	A	TFL	YDS	SK	YDS	QBH	NO	YDS	LG	TD	PD	FF	FR	YDS	TK	S	A	FF	FR	S
2019	Packers	2	1	1	1	0	0	0	0.0	0.0	0	0	0	0	0	0	0	0	0	0	0	0	0	0	0
2020	Packers	2	2	12	9	3	0	0	0.0	0.0	0	0	0	0	0	0	0	0	0	1	1	0	0	0	0
NFL TOTALS		4	3	13	10	3	0	0	0.0	0.0	0	0	0	0	0	0	0	0	0	1	1	0	0	0	0

SINGLE-GAME HIGHS: DEFENSIVE

Total Tackles 6 at Chicago Bears, Jan 03, 2021
6 vs. Jacksonville Jaguars, Nov 15, 2020
...1 more at 6

Passes Defensed 2 vs. Detroit Lions, Sep 20, 2020
2 at Detroit Lions, Dec 29, 2019

Forced Fumbles 1 vs. Chicago Bears, Dec 15, 2019

Interceptions 1 vs. Detroit Lions, Sep 20, 2020
1 at Dallas Cowboys, Oct 06, 2019
7 vs. Detroit Lions, Sep 20, 2020
7 at Dallas Cowboys, Oct 06, 2019

Interception Return Yards 1 vs. Carolina Panthers, Dec 19, 2020
1 at New York Giants, Dec 01, 2019
...1 more at 1.

Special Teams Tackles 1 vs. Carolina Panthers, Dec 19, 2020
1 at New York Giants, Dec 01, 2019
...1 more at 1.

2020 GXG REGULAR SEASON (PACKERS)

DATE	OPPONENT	P/S	TK	S	A	SK	YDS	INT	PD	FF	FR
09/13	at Vikings	P	2	1	0	0	0	0	0	0	0
09/20	Lions	S	1	1	0	0	0	1	2	0	0
09/27	at Saints	P	2	2	0	0	0	0	0	0	0
10/05	Falcons	P	1	0	1	0	0	0	0	0	0
10/18	at Buccaneers	S	3	2	1	0	0	0	0	0	0
10/25	at Texans	S	3	3	0	0	0	1	1	0	0
11/01	Vikings	P	1	1	0	0	0	0	0	0	0
11/05	at 49ers	S	1	0	1	0	0	0	0	0	0
11/15	Jaguars	S	6	6	0	0	0	0	0	0	0
11/22	at Colts	S	5	4	1	0	0	1	1	0	0
11/29	Bears	S	1	1	0	0	0	0	0	0	0
12/06	Eagles	S	0	0	0	0	0	0	0	0	0
12/13	at Lions	P	1	1	0	0	0	0	0	0	0
12/19	Panthers	S	3	3	0	0	0	1	1	0	0
12/27	Titans	P	4	3	1	0	0	0	0	0	0
01/03	at Bears	S	6	3	3	0	0	0	1	0	0
2020 TOTALS			16-10	40	31	9	0	0	1	6	0

2020 GXG POSTSEASON (PACKERS)

01/16	Rams	S	8	6	2	0	0	0	0	0	0
01/24	Buccaneers	S	4	3	1	0	0	0	0	0	0
2020 TOTALS			2-2	12	9	3	0	0	0	0	0

2018 GXG REGULAR SEASON (EAGLES)

DATE	OPPONENT	P/S	TK	S	A	SK	YDS	INT	PD	FF	FR
09/06	Falcons		PRACTICE SQUAD								
09/16	at Buccaneers		PRACTICE SQUAD								
09/23	Colts		PRACTICE SQUAD								
09/30	at Titans		PRACTICE SQUAD								
10/07	Vikings		PRACTICE SQUAD								
10/11	at Giants		PRACTICE SQUAD								
10/21	Panthers		PRACTICE SQUAD								
10/28	at Jaguars	P	0	0	0	0	0	0	0	0	0
11/11	Cowboys	P	1	0	1	0	0	0	0	0	0
11/18	at Saints	P	6	4	2	0	0	0	0	0	0
11/25	Giants	S	4	3	1	0	0	0	1	0	0
12/03	Washington		DID NOT PLAY (NON-INJURY)								
12/09	at Cowboys		INACTIVE								
12/16	at Rams	P	0	0	0	0	0	0	0	0	0
12/23	Texans		INACTIVE								
12/30	at Washington		PRACTICE SQUAD								
2018 TOTALS			5-1	11	7	4	0	0	0	1	0

2018 GXG POSTSEASON (EAGLES)

01/06	at Bears		PRACTICE SQUAD								
01/13	at Saints		PRACTICE SQUAD								
2018 TOTALS			0	0	0	0	0	0	0	0	0

2019 GXG REGULAR SEASON (PACKERS)

DATE	OPPONENT	P/S	TK	S	A	SK	YDS	INT	PD	FF	FR
09/05	at Bears	P	0	0	0	0	0	0	0	0	0
09/15	Vikings	P	0	0	0	0	0	0	0	0	0
09/22	Broncos	P	0	0	0	0	0	0	0	0	0
09/26	Eagles	P	0	0	0	0	0	0	0	0	0
10/06	at Cowboys	P	3	2	1	0	0	0	1	1	0
10/14	Lions	P	2	2	0	0	0	0	0	0	0
10/20	Raiders	P	2	2	0	0	0	0	0	0	0
10/27	at Chiefs	P	0	0	0	0	0	0	0	1	0
11/03	at Chargers	P	4	1	3	0	0	0	0	0	0
11/10	Panthers	P	0	0	0	0	0	0	0	0	0
11/24	at 49ers	P	4	2	2	0	0	0	0	0	0
12/01	at Giants	P	3	2	1	0	0	0	0	1	0
12/08	Washington	P	2	2	0	0	0	0	0	1	0
12/15	Bears	P	3	2	1	0	0	0	0	1	1
12/23	at Vikings	P	0	0	0	0	0	0	0	1	0
12/29	at Lions	P	3	2	1	0	0	0	0	2	0
2019 TOTALS			16-0	26	17	9	0	0	1	8	1

2019 GXG POSTSEASON (PACKERS)

01/12	Seahawks	S	1	1	0	0	0	0	0	0	0
01/19	at 49ers	P	0	0	0	0	0	0	0	0	0
2019 TOTALS			2-1	1	1	0	0	0	0	0	0

TY SUMMERS 44

VETERANS

Ht: 6-1 Wt: 241 Born: **December 31, 1995**

NFL Games Played/Started: **32/1**

Acquired: **07-19**

Linebacker // TCU

Third NFL Season // Third Packers Season



PRO HIGHLIGHTS:

- Saw action in all 16 regular-season contests with one start in 2020 and appeared in both playoff games.
- Recorded 27 tackles (19 solo) and a pass defended in 2020 and led the team with 12 tackles on special teams.
- Played in all 16 regular-season games on special teams as a rookie in 2019 and registered four tackles. Also appeared in both playoff contests on special teams and posted two tackles.
- Joined LB Rashan Gary and G Elgton Jenkins as the only Green Bay rookies to play in all 16 games and both postseason contests in 2019.
- Selected by the Packers in the seventh round (No. 226 overall) of the 2019 NFL Draft, marking the 11th consecutive year that a TCU defender has been drafted, a total of 18 players over that span.
- Became the 18th player from TCU drafted by the Packers and the first Horned Frog defender since LB Gary Spann was chosen by Green Bay in the 10th round (No. 263 overall) of the 1986 NFL Draft.

2020 SEASON: Played in all 16 games with one start, recording 27 tackles (19 solo) and a pass defended...Led the team with a career-high 12 tackles on special teams, tied for No. 6 in the NFL...Played in both postseason games and posted two tackles (both solo) and one tackle for a loss...Also made one tackle on special teams... **At New Orleans (Sept. 27):** Stepped in for injured LB Christian Kirksey and led the team with a career-high nine tackles (six solo) while playing 44 defensive snaps, the first defensive action of his career. With 6:30 remaining in the second quarter, combined with LB Krys Barnes to bring down RB Latavius Murray, the first tackle of his NFL career. Midway through the fourth quarter, made a shoestring tackle of WR Deonte Harris on a crossing route to negate a big gain... **Vs. Atlanta (Oct. 5):** Made his first career start, registering seven tackles (six solo) on 52 defensive snaps... **At San Francisco (Nov. 5):** Stepped in for an injured Barnes in the second half, recording four tackles (three solo) while playing 34 snaps on defense. Early in the fourth quarter, combined with Gary to stuff QB Nick Mullens for no gain on fourth-and-1 from the Green Bay 5-yard line, forcing a turnover on downs... **Vs. Carolina (Dec. 19):** Logged a career-high three special teams tackles on 22 snaps of action... **Vs. Tennessee (Dec. 27):** Played three defensive snaps on Tennessee's final possession with Green Bay leading, 40-14, and recorded the first pass defended of his career, breaking up a pass from QB Logan Woodside intended for RB Darrynon Evans. Also made two tackles while playing 15 snaps on special teams... **Vs. Tampa Bay (NFC Championship, Jan. 24):** Appeared on 28 defensive plays, making two tackles (both solo) and one tackle for a loss. Also played 22 snaps on special teams, making one tackle.

2019: Played in all 16 games on special teams and registered four tackles...Appeared in both playoff contests on special teams and posted two tackles... **At Chicago (Sept. 5):** Played 19 snaps on special teams in his NFL debut and registered a tackle... **Vs. Minnesota (Sept. 15):** Appeared

AT A GLANCE ...



- Played in all 32 regular-season games (one start) and all four post-season contests in 2019-20, contributing on defense (27 total tackles, 19 solo) and special teams (16 tackles) during the regular season.
- Led the Packers with 12 special teams tackles in 2020.
- Joined LB Rashan Gary and G Elgton Jenkins as the only Green Bay rookies to play in all 16 games and both postseason contests in 2019.
- Played in 51 games with 32 starts for TCU (2014-18) and recorded 319 tackles (168 solo), the second most by a Horned Frog in the first 18 seasons of the tenure of head coach Gary Patterson.
- Tallied 14 games with 10-plus tackles from 2015-18, ranking No. 3 in the Big 12 over that time span (Kansas LB Joe Dineen, 22; TCU LB Travin Howard, 17), according to sports-reference.com.

on 20 plays on special teams and posted a tackle... **Vs. Denver (Sept. 22):** Registered a tackle on special teams for the third straight game... **At L.A. Chargers (Nov. 3):** Played 25 snaps on special teams, tied for the most on the team... **Vs. Chicago (Dec. 15):** Played 20 snaps on special teams and recorded a tackle... **Vs. Seattle (NFC Divisional, Jan. 12):** Appeared on 20 plays on special teams and registered two tackles.

COLLEGE: Played in 51 games with 32 starts for TCU (2014-18) and recorded 319 tackles (168 solo), the second most by a Horned Frog in the first 18 seasons of head coach Gary Patterson's tenure...Tallied 14 games with 10-plus tackles from 2015-18, ranking No. 3 in the Big 12 over that time span (Kansas LB Joe Dineen, 22; TCU LB Travin Howard, 17), according to sports-reference.com...Earned a degree in communications... **Senior season (2018):** Saw action in 10 games with eight starts, splitting time between linebacker and defensive end and earning honorable mention All-Big 12 honors...Served as a team captain in seven games...Missed three games due to injury...Totaled 43 tackles (33 solo) and 6½ tackles for a loss and tied his career high with four sacks... **Junior season (2017):** Appeared in 14 games with nine starts, registering 64 tackles (36 solo), an interception, a forced fumble and a fumble recovery while setting career highs in sacks (four), tackles for a loss (eight) and passes defended (six)...Tied for No. 3 on the team in both tackles for a loss and sacks...Made one start at DE (at Oklahoma State, Sept. 23)...Named honorable mention All-Big 12 and second-team Academic All-Big 12...Registered sacks on consecutive snaps in the second quarter, backing TTU up from the 17-yard line to the 29-yard line on second and third down to force a missed field goal by the Red Raiders...Matched his season high and finished No. 2 on the team with 11 tackles (four solo) and a pass defended vs. Oklahoma (Big 12 Championship, Dec. 2)... **Sophomore season (2016):** Played in all 13 games with 10 starts and earned second-team All-Big 12 honors after ranking No. 2 on TCU and in the conference with 121 tackles (59 solo)...Ranked No. 6 in the Power Five conferences in tackles...It was the fourth-highest tackle total in a single season in Patterson's first 16 years at TCU...Also registered five tackles for a loss, 1½ sacks and three passes defended...Posted double-digit tackles in eight games, tied for the most 10-plus-tackle games in the Power 5 conferences, according to sports-reference.com...Named Big 12 Defensive Player of

COMMUNITY

ADMIN. & COACHES

SUMMERS

DRAFT & FREE AGENTS

2020 REVIEW

RECORDS & HISTORY

LANEBAU FIELD

MISC.

Week after posting a season-best 16 tackles (five solo) and 1½ tackles for a loss vs. Iowa State (Sept. 17)...Earned Big 12 Defensive Player of the Week honors with a game-high 14 tackles (season-best 11 solo), two tackles for a loss, a sack and a pass defended at Texas (Nov. 25)...**Redshirt freshman season (2015):** Saw action in 13 games with five starts, earning honorable mention Big 12 Defensive Freshman of the Year and second-team Academic All-Big 12 honors...Finished No. 3 on the team with 86 tackles (43 solo) along with four tackles for a loss, a sack, an INT and a pass defended...Selected as the Walter Camp National Defensive Player of the Week and Big 12 Defensive Player of the Week after finishing with a career-high 23 tackles (seven solo) in the 28-21 double-overtime victory vs. Baylor (Nov. 27)...Ended the game with a stop on Baylor's fourth-and-1 rush in the second overtime...Tied for the sixth-most tackles in school history and was the most in a game since LB Scott Taft tied a single-game TCU record with 30 stops versus UTEP in 1997...Finished with 11 tackles (eight solo), two tackles for a loss and his first career sack vs. Oregon (Valero Alamo Bowl, Jan. 2) as TCU recorded the largest comeback in school history to win, 47-41, in triple overtime after trailing, 31-0, at halftime...**Freshman season (2014):** Received a medical redshirt after suffering a season-ending injury in the season opener vs. Samford (Aug. 30).

PERSONAL: Given name Tyler Christian Summers...Born in Plano, Texas...Father, Jerrod, played quarterback at Howard Payne University in Brownwood, Texas...Named a semifinalist for the 2018 Jason Witten Collegiate Man of the Year Award, which is presented annually to the Division I college football player who has best demonstrated a record of leadership by exhibiting exceptional courage, integrity and sportsmanship both on and off the field...Was named one of the TCU Fellowship of Christian Athletes Bob Lilly Athletes of the Year award recipients for the 2017-18 academic year...**High school:** Was a unanimous All-District 26-5A selection as a senior at Reagan High School in San Antonio, Texas...Was a dual-threat quarterback and also played safety...Passed for 2,001 yards and 16 TDs while rushing for 1,773 yards and 31 scores...Earned a total of six letters in football (three), track (two) and baseball (one)...**Community involvement:** Held a football camp in July 2021 in San Antonio...Participated in the Green Bay Packers Give Back Bowling Event in 2019, which raised money for the Wisconsin Court Appointed Special Advocates (CASA) Association, whose programs champion the needs of abused and neglected children...Spoke to students in Neenah, Wis., and helped lead them in fitness activities as part of the NFL Fuel Up to Play 60 program...Participated in the Frog It Forward initiative at TCU, a campaign promoting a pay-it-forward lifestyle by doing kind deeds for others.

NFL debut: at Chicago, 9/5/19
First NFL start: vs. Atlanta, 10/5/20

CAREER TRANSACTIONS

- 2019 Selected by Green Bay Packers in the seventh round (226th overall) of '19 NFL Draft, April 27...Signed first contract, May 3.

TY SUMMERS' NFL REGULAR-SEASON DEFENSIVE STATISTICS

YEAR	TEAM	GP	GS	TACKLES					INTERCEPTIONS					O. FUMB			ST			MISC						
				TK	S	A	TFL	YDS	SK	YDS	QBH	NO	YDS	LG	TD	PD	FF	FR	YDS	TK	S	A	FF	FR	S	A
2019	Packers	16	0	0	0	0	0	0	0.0	0.0	0	0	0	0	0	0	0	0	0	2	2	0	0	0	0	0
2020	Packers	16	1	27	19	8	0	0	0.0	0.0	0	0	0	0	1	0	0	0	12	8	4	0	0	0	0	0
NFL TOTALS		32	1	27	19	8	0	0	0.0	0.0	0	0	0	0	1	0	0	0	16	10	6	0	0	0	0	0

TY SUMMERS' NFL POSTSEASON DEFENSIVE STATISTICS

YEAR	TEAM	GP	GS	TACKLES					INTERCEPTIONS					O. FUMB			ST			MISC						
				TK	S	A	TFL	YDS	SK	YDS	QBH	NO	YDS	LG	TD	PD	FF	FR	YDS	TK	S	A	FF	FR	S	A
2019	Packers	2	0	0	0	0	0	0	0.0	0.0	0	0	0	0	0	0	0	0	2	0	2	0	0	0	0	0
2020	Packers	2	0	2	2	0	1	1	0.0	0.0	0	0	0	0	0	0	0	0	1	1	0	0	0	0	0	0
NFL TOTALS		4	0	2	2	0	1	1	0.0	0.0	0	0	0	0	0	0	0	0	3	1	2	0	0	0	0	0

SINGLE-GAME HIGHS: DEFENSIVE

Total Tackles 9 at New Orleans Saints, Sep 27, 2020
 7 vs. Atlanta Falcons, Oct 05, 2020
Passes Defensed 1 vs. Tennessee Titans, Dec 27, 2020

Special Teams Tackles 3 vs. Carolina Panthers, Dec 19, 2020
 2 vs. Tennessee Titans, Dec 27, 2020
 ...1 more at 2.

2020 GXG REGULAR SEASON (PACKERS)

DATE	OPPONENT	P/S	TK	S	A	SK	YDS	INT	PD	FF	FR
09/13	at Vikings	P	0	0	0	0	0	0	0	0	0
09/20	Lions	P	0	0	0	0	0	0	0	0	0
09/27	at Saints	P	9	6	3	0	0	0	0	0	0
10/05	Falcons	S	7	6	1	0	0	0	0	0	0
10/18	at Buccaneers	P	4	2	2	0	0	0	0	0	0
10/25	at Texans	P	2	2	0	0	0	0	0	0	0
11/01	Vikings	P	0	0	0	0	0	0	0	0	0
11/05	at 49ers	P	4	3	1	0	0	0	0	0	0
11/15	Jaguars	P	0	0	0	0	0	0	0	0	0
11/22	at Colts	P	1	0	1	0	0	0	0	0	0
11/29	Bears	P	0	0	0	0	0	0	0	0	0
12/06	Eagles	P	0	0	0	0	0	0	0	0	0
12/13	at Lions	P	0	0	0	0	0	0	0	0	0
12/19	Panthers	P	0	0	0	0	0	0	0	0	0
12/27	Titans	P	0	0	0	0	0	1	0	0	0
01/03	at Bears	P	0	0	0	0	0	0	0	0	0
2020 TOTALS	16-1		27	19	8	0	0	0	0	1	0

2020 GXG POSTSEASON (PACKERS)

01/16	Rams	P	0	0	0	0	0	0	0	0	0
01/24	Buccaneers	P	2	2	0	0	0	0	0	0	0
2020 TOTALS	2-0		2	2	0	0	0	0	0	0	0

2019 GXG REGULAR SEASON (PACKERS)

DATE	OPPONENT	P/S	TK	S	A	SK	YDS	INT	PD	FF	FR
09/05	at Bears	P	0	0	0	0	0	0	0	0	0
09/15	Vikings	P	0	0	0	0	0	0	0	0	0
09/22	Broncos	P	0	0	0	0	0	0	0	0	0
09/26	Eagles	P	0	0	0	0	0	0	0	0	0
10/06	at Cowboys	P	0	0	0	0	0	0	0	0	0
10/14	Lions	P	0	0	0	0	0	0	0	0	0
10/20	Raiders	P	0	0	0	0	0	0	0	0	0
10/27	at Chiefs	P	0	0	0	0	0	0	0	0	0
11/03	at Chargers	P	0	0	0	0	0	0	0	0	0
11/10	Panthers	P	0	0	0	0	0	0	0	0	0
11/24	at 49ers	P	0	0	0	0	0	0	0	0	0
12/01	at Giants	P	0	0	0	0	0	0	0	0	0
12/08	Washington	P	0	0	0	0	0	0	0	0	0
12/15	Bears	P	0	0	0	0	0	0	0	0	0
12/23	at Vikings	P	0	0	0	0	0	0	0	0	0
12/29	at Lions	P	0	0	0	0	0	0	0	0	0
2019 TOTALS	16-0		0	0	0	0	0	0	0	0	0

2019 GXG POSTSEASON (PACKERS)

01/12	Seahawks	P	0	0	0	0	0	0	0	0	0
01/19	at 49ers	P	0	0	0	0	0	0	0	0	0
2019 TOTALS	2-0		0	0	0	0	0	0	0	0	0



MALIK TAYLOR 86

VETERANS

Ht: 6-1 Wt: 220 Born: December 21, 1995

NFL Games Played/Started: 15/1

Acquired: FA-19

Wide Receiver // Ferris State

Second NFL Season // Second Packers Season

PRO HIGHLIGHTS:

- ▶ Played in 15 games with one start in 2020, posting five receptions for 66 yards (13.2 avg.) and a TD, one carry for 9 yards, three tackles on special teams and nine kickoff returns for 167 yards (18.6 avg.).
- ▶ With injuries to WRs Davante Adams and Allen Lazard, made his first career start in Week 4 vs. Atlanta, posting a 20-yard reception on a fourth down to set up a Green Bay TD late in the first half.
- ▶ Spent the entire 2019 season on the Packers' practice squad after originally signing with Green Bay on July 7, 2019.
- ▶ Entered the NFL with the Tampa Bay Buccaneers in May 2019 as an undrafted free agent.

2020 SEASON: Appeared in 15 games with one start, seeing time on offense and special teams, and posted five receptions for 66 yards (13.2 avg.) and a TD with one carry for 9 yards...Registered three tackles on special teams and returned nine kickoffs for 167 yards (18.6 avg.)...Was inactive for one contest (hamstring)...Also appeared in both post-season contests...**At Minnesota (Sept. 13):** Made his NFL debut, appearing on one play on offense and 14 on special teams...**Vs. Atlanta (Oct. 5):** With injuries to Adams and Lazard, made his first career start, appearing on 45 snaps on offense. Posted his first career reception with just under a minute remaining in the first half, hauling in a short pass from QB Aaron Rodgers on fourth-and-2 and then taking it down the left sideline for a 20-yard gain to the Atlanta 8, setting up a TE Robert Tonyan TD catch on the next play...**At Houston (Oct. 25):** Caught a career-high two passes for 6 yards (3.0 avg.), highlighted by his first career TD catch, a 1-yarder from Rodgers with 14 seconds remaining in the first half...**Vs. Minnesota (Nov. 1):** Posted a career-long 26-yard reception over the middle in the fourth quarter to the Minnesota 24...**At San Francisco (Nov. 5):** Played on 26 snaps and posted his first career carry, picking up 9 yards on a run early in the fourth quarter...**Vs. Philadelphia (Dec. 6):** Posted a 14-yard reception and returned two kickoffs for 45 yards (22.5 avg.), filling in for an injured Tyler Ervin in the second half...**At Chicago (Jan. 3):** Posted four kickoff returns for 79 yards (19.8 avg.) and a tackle on special teams...**Vs. L.A. Rams (NFC Divisional, Jan. 16):** Returned two kickoffs for 43 yards (21.5 avg.) in his NFL playoff debut.

2019: Spent the entire season on Green Bay's practice squad...Originally signed by Green Bay on July 7...Was released on Aug. 31 and was signed to the practice squad on Sept. 1...Was released by the Buccaneers on May 13...**2019 Draft:** Signed with Tampa Bay as an undrafted free agent on May 10.

COLLEGE: Played in 45 games with 30 starts at Ferris State and posted 121 receptions for 2,091 yards (17.3 avg.) and 12 TDs, finishing his career ranked No. 7 in school history in receiving yards...Also posted 17 kickoff returns for 439 yards (25.8 avg.)...Earned his degree in criminal justice...**Senior season (2018):** Was limited to nine games played with three starts, posting seven receptions for 88 yards (12.6 avg.) and a TD...Missed seven contests due to a hamstring injury...Posted a 27-yard TD catch late in the first quarter in

AT A GLANCE ...



- Appeared in 15 games with one start in 2020, posting five receptions for 66 yards (13.2 avg.) and a TD, one carry for 9 yards, three tackles on special teams and nine kickoff returns for 167 yards (18.6 avg.).
- With injuries to WRs Davante Adams and Allen Lazard, made his first career start in Week 4 vs. Atlanta, posting a 20-yard reception on a fourth down to set up a Green Bay TD late in the first half.
- Spent the entire 2019 season on Green Bay's practice squad. Originally signed with the Packers on July 7, 2019, after a brief stint with Tampa Bay in May 2019 as an undrafted free agent.
- Played in 45 games with 30 starts at Ferris State (2015-18) and posted 121 receptions for 2,091 yards (17.3 avg.) and 12 TDs, finishing his career ranked No. 7 in school history in receiving yards.
- Earned first-team All-Great Lakes Intercollegiate Athletic Conference honors as a junior in 2017 after he led the team in receptions (61), receiving yards (906) and receiving TDs (six) as the Bulldogs advanced to the NCAA Super Region 3 Championship.
- Posted 47 receptions for a career-high and team-leading 1,017 yards (21.6 avg.) and five TDs as a sophomore in 2016 for a Ferris State team that advanced to the national semifinals.

the Bulldogs' NCAA D2 semifinal win at Minnesota State (Dec. 8)...**Junior season (2017):** Started all 12 games he played in, registering 61 receptions for 906 yards (14.9 avg.) and six TDs...Earned first-team All-Great Lakes Intercollegiate Athletic Conference honors as he led the team in receptions, receiving yards and receiving TDs as the Bulldogs advanced to the NCAA Super Region 3 Championship...Posted five receptions for 103 yards (20.6 avg.) at Findlay (Sept. 9), including a 56-yard TD reception in the second quarter...Matched his career best with nine receptions for a career-high 165 yards (18.3 avg.) at Saginaw Valley State (Oct. 14), including two TD catches in the second quarter (22, 28 yards)...Recorded six receptions for 106 yards (17.7 avg.), highlighted by a 30-yard TD grab on the Bulldogs' opening drive of the game, vs. Northwood (Oct. 28)...Posted a 19-yard TD reception in the Bulldogs' win at Fort Hays State (Nov. 25) in the NCAA Super Region 3 Regional semifinal...**Sophomore season (2016):** Started all 15 games, registering 47 receptions for a career-high and team-leading 1,017 yards (21.6 avg.) and five TDs for a Bulldog team that advanced to the national semifinals...Also posted six kickoff returns for 170 yards (28.3 avg.) with a long return of 46 yards...Recorded his first career 100-yard receiving game as he posted a career-high nine receptions for 138 yards (15.3 avg.) at Michigan Tech (Sept. 10), including the first TD of his career on a 27-yard grab late in the first quarter...Caught six passes for 147 yards (24.5 avg.) and a TD at Grand Valley State (Oct. 8)...Led the team with five catches for 142 yards (26.4 avg.) at Grand Valley State (Dec. 3) in the Super Region 4 title game as the Bulldogs recorded their first-ever NCAA playoff road victory...**Redshirt freshman season (2015):** Played in nine games and posted six receptions for 80 yards (13.3 avg.)...Made his first career reception on a 4-yard catch in the fourth quarter at Tiffin (Oct. 10)...Registered a season-high three receptions for a season-best 62 yards (20.7 avg.) at Lake Erie (Oct. 31).

PERSONAL: Given name Malik Taylor...Born in Flint, Mich. ...Older brother, Gerald Williams-Taylor, played basket-

COMMUNITY

ADMIN. & COACHES

TAYLOR

DRAFT & FREE AGENTS

2020 REVIEW

RECORDS & HISTORY

LANE/BU FIELD

MISC.

ball at Wayne State from 2010-14...**High school:** Earned first-team all-state honors from *The Associated Press* as a senior in 2013 at Hill-McCloy High School in Montrose, Mich., after posting 43 receptions for 1,053 yards (24.5 avg.) and 14 TDs with 806 rushing yards and 11 TDs on 43 carries (18.7 avg.)...Helped the team advance to the state semifinals...Was

a two-time all-conference and all-area selection...Posted 24 receptions for 488 yards (20.3 avg.) and six TDs as a junior... Played basketball all four years of high school...Began his career at Flint (Mich.) Southwestern High School before transferring to Hill-McCloy during his sophomore year.

NFL debut: at Minnesota, 9/13/20
First NFL start: vs. Atlanta, 10/5/20
First NFL reception: vs. Atlanta, 10/5/20 (20 yards, A.Rodgers)
First NFL TD reception: at Houston, 10/25/20 (1 yard, A.Rodgers)

CAREER TRANSACTIONS

- 2019 Signed by Tampa Bay Buccaneers as undrafted free agent, May 10...Waived by Buccaneers, May 13...Signed by Green Bay Packers, July 7...Waived by Packers, Aug. 31...Signed by Packers to practice squad, Sept. 1.
- 2020 Re-signed by Packers, Jan. 21.
- 2021 Re-signed by Packers as exclusive-rights free agent, May 21.

MALIK TAYLOR'S NFL REGULAR-SEASON RUSHING/RECEIVING STATISTICS

DATE	TEAM	RECEIVING							RUSHING				
		GP	GS	NO.	YDS.	AVG.	LG	TD	NO.	YDS.	AVG.	LG	TD
2020	Packers	15	1	5	66	13.2	26	1	1	9	9.0	9	0
NFL TOTALS		15	1	5	66	13.2	26	1	1	9	9.0	9	0

MALIK TAYLOR'S NFL POSTSEASON RUSHING/RECEIVING STATISTICS

DATE	TEAM	RECEIVING							RUSHING				
		GP	GS	NO.	YDS.	AVG.	LG	TD	NO.	YDS.	AVG.	LG	TD
2020	Packers	2	0	0	0	0.0	0	0	0	0	0.0	0	0
NFL TOTALS		2	0	0	0	0.0	0	0	0	0	0.0	0	0

MALIK TAYLOR'S NFL REGULAR-SEASON RETURN STATISTICS

DATE	TEAM	KICKOFF RETURNS					PUNT RETURNS					
		RET.	YDS.	AVG.	LG	TD	NO.	FC	YDS.	AVG.	LG	TD
2020	Packers	9	167	18.6	24	0	0	0	0	0.0	0	0
NFL TOTALS		9	167	18.6	24	0	0	0	0	0.0	0	0

MALIK TAYLOR'S NFL POSTSEASON RETURN STATISTICS

DATE	TEAM	KICKOFF RETURNS					PUNT RETURNS					
		RET.	YDS.	AVG.	LG	TD	NO.	FC	YDS.	AVG.	LG	TD
2020	Packers	2	43	21.5	26	0	0	0	0	0.0	0	0
NFL TOTALS		2	43	21.5	26	0	0	0	0	0.0	0	0

SINGLE-GAME HIGHS: RUSHING/RECEIVING

Rush Attempts 1 at San Francisco 49ers, Nov 05, 2020
Rushing Yards 9 at San Francisco 49ers, Nov 05, 2020
Longest Runs 9 at San Francisco 49ers, Nov 05, 2020
Receptions 2 at Houston Texans, Oct 25, 2020
 1 vs. Philadelphia Eagles, Dec 06, 2020
 ...2 more at 1.
Receiving Yards 26 vs. Minnesota Vikings, Nov 01, 2020
 20 vs. Atlanta Falcons, Oct 05, 2020
Longest Receptions 26 vs. Minnesota Vikings, Nov 01, 2020
 20 vs. Atlanta Falcons, Oct 05, 2020
Receiving TDs 1 at Houston Texans, Oct 25, 2020

All-purpose yards 79 at Chicago Bears, Jan 03, 2021
 59 vs. Philadelphia Eagles, Dec 06, 2020
Kickoff Returns 4 at Chicago Bears, Jan 03, 2021
 2 vs. Tennessee Titans, Dec 27, 2020
 ...1 more at 2.
Kickoff Return Yards 79 at Chicago Bears, Jan 03, 2021
 45 vs. Philadelphia Eagles, Dec 06, 2020
Longest Kickoff Returns 24 vs. Tennessee Titans, Dec 27, 2020
 23 at Chicago Bears, Jan 03, 2021
 ...1 more at 23.
Special Teams Tackles 1 at Chicago Bears, Jan 03, 2021
 1 vs. Chicago Bears, Nov 29, 2020
 ...1 more at 1.

2020 GXG REGULAR SEASON (PACKERS)

DATE	OPPONENT	P/S	RECEIVING					RECEIVING							
			NO.	YDS.	AVG.	LG	TD	NO.	YDS.	AVG.	LG	TD			
09/13	at Vikings	P	0	0	0.0	0	0	12/06	Eagles	P	1	14	14.0	14	0
09/20	Lions	P	0	0	0.0	0	0	12/13	at Lions	GAME INACTIVE/INJURY					
09/27	at Saints	P	0	0	0.0	0	0	12/19	Panthers	P	0	0	0.0	0	0
10/05	Falcons	S	1	20	20.0	20	0	12/27	Titans	P	0	0	0.0	0	0
10/18	at Buccaneers	P	0	0	0.0	0	0	01/03	at Bears	P	0	0	0.0	0	0
10/25	at Texans	P	2	6	3.0	5	1	2020 TOTALS 15-1							
11/01	Vikings	P	1	26	26.0	26	0	2020 GXG POSTSEASON (PACKERS)							
11/05	at 49ers	P	0	0	0.0	0	0	01/16	Rams	P	0	0	0.0	0	0
11/15	Jaguars	P	0	0	0.0	0	0	01/24	Buccaners	P	0	0	0.0	0	0
11/22	at Colts	P	0	0	0.0	0	0	2020 TOTALS 2-0							
11/29	Bears	P	0	0	0.0	0	0								

ROBERT TONYAN 85

VETERANS

Ht: 6-5 Wt: 237 Born: April 30, 1994

NFL Games Played/Started: 43/10

Acquired: FA-17

Tight End // Indiana State

Fourth NFL Season // Fourth Packers Season

PRO HIGHLIGHTS:

➤ Tied the single-season franchise record (Paul Coffman, 1984) for the most TD receptions by a tight end with 11 last season, which was also tied with Chiefs TE Travis Kelce for the league lead among TEs in 2020.

➤ Became the first Green Bay TE to lead the NFL in TD receptions since Bubba Franks in 2002 (tied for No. 1 with seven).

➤ Posted career highs for receptions (52) and receiving yards (586) in 2020, joining Coffman (54-814-11 in 1983) as the only TEs in team history to register 45-plus catches, 500-plus receiving yards and nine-plus receiving TDs in a season.

➤ Registered a TD catch in five straight games last season (Weeks 11-15), the longest streak by a TE in franchise history.

➤ Was one of only two TEs in the league (Raiders TE Darren Waller) with three TD catches of 25-plus yards last season, tied with Tom Crabtree (2012) for the most by a Packers TE since 1991.

➤ Registered three TD receptions vs. Atlanta last season in Week 4, becoming just the third TE in franchise history to post three receiving TDs in a game (Keith Jackson in 1996, Jermichael Finley in 2011).

➤ Became the first undrafted player to have three receiving TDs in a game for the Packers since E Bob Mann on Oct. 14, 1951.

➤ Appeared in 27 games with two starts in 2018-19, posting 14 receptions for 177 yards (12.6 avg.) and two TDs.

➤ Caught a 54-yard TD pass from QB Aaron Rodgers at Seattle in 2018, becoming the first Packer to post a TD catch of 50-plus yards on his first career reception since WR Jessie Clark (75-yard TD catch) vs. Tampa Bay on Oct. 2, 1983.

➤ Joined the Packers in December 2017 and spent the final four weeks that season on Green Bay's practice squad. Originally entered the NFL with the Detroit Lions in May 2017 as an undrafted free agent.

2020 SEASON: Played in all 16 games with eight starts and ranked No. 2 on the team with a career-high 52 receptions for 586 yards (11.3 avg.) and 11 TDs...Tied the single-season franchise record (Coffman, 1983) for the most TD catches by a tight end...Was tied for No. 1 in the league in TD receptions among tight ends (Kelce), becoming the first Packer to rank first in the league among TEs since Franks (tied for No. 1 in 2002)...Posted a TD catch in nine games on the season, No. 2 in the NFL among TEs behind only Kelce (10)...Ranked No. 4 among NFL tight ends (min. 50 rec.) with an average of 11.3 yards per catch...Averaged 14.3 yards on his TD receptions, No. 1 in the league among TEs with eight-plus TD grabs...Became only the second TE in franchise annals to register 45-plus catches, 500-plus receiving yards and nine-plus receiving TDs in a season (Coffman, 54-814-11 in 1983)...Had six receptions of 25-plus yards, No. 6 in the league among TEs, and was one of only two TEs in the league (Waller) with three TD catches of 25-plus yards on the season...His six catches of 25-plus yards were tied for the third most by a Green Bay TE in a

AT A GLANCE ...



- Last name is pronounced TUN-yin.
- Tied the single-season franchise record (Paul Coffman, 1984) for the most TD receptions by a tight end with 11 last season, which was also tied with Chiefs TE Travis Kelce for the league lead among TEs.
- Became the first Green Bay TE to lead the NFL in TD receptions since Bubba Franks in 2002 (tied for No. 1 with seven).
- Posted career highs for receptions (52) and receiving yards (586) in 2020, joining Coffman (54-814-11 in 1983) as the only TEs in team history to register 45-plus catches, 500-plus receiving yards and nine-plus receiving TDs in a season.
- Registered a TD catch in five straight games last season (Weeks 11-15), the longest streak by a TE in franchise history.
- Joined the Packers in December 2017 and spent the final four weeks that season on Green Bay's practice squad. Originally entered the NFL with the Detroit Lions in May 2017 as an undrafted free agent.
- Played WR for his final three seasons at Indiana State, where he finished as the school's leader in career TD receptions (20), single-season TD receptions (10, 2016) and most consecutive games with a reception (21, 2015-16).

season since 1991 behind only Finley (seven in 2009 and 2011), while his three TD receptions of 25-plus are tied with Crabtree (2012) for the most by a Packers TE since 1991... Also played in both postseason contests and was tied for No. 2 on the team with eight receptions for 82 yards (10.3 avg.) and a TD...**At New Orleans (Sept. 27):** Posted five receptions for 50 yards (10.0 avg.) and a TD, his second straight game with a TD catch...**Vs. Atlanta (Oct. 5):** Led the team with a career-high 98 receiving yards on a career-best six catches (16.3 avg.) as he became just the third TE in franchise history to post three receiving TDs in a game (Jackson in 1996, Finley in 2011). Registered TD catches of 19, 8 and 21 yards as he became the first undrafted player to have three receiving TDs in a game for the Packers since Mann on Oct. 14, 1951...**Vs. Minnesota (Nov. 1):** Paced the team with 79 yards receiving on five catches (15.8 avg.), including a season-long 45-yarder to the Minnesota 37 early in the third quarter...**At Indianapolis (Nov. 22):** Caught five passes for 44 yards (8.8 avg.), highlighted by a 25-yard TD catch down the middle of the field on Green Bay's second possession...**Vs. Chicago (Nov. 29):** Led the team with 67 receiving yards on five receptions (13.4 avg.), including a 39-yard TD pass down the middle of the field in the third quarter that put Rodgers over 50,000 passing yards for his career...**Vs. Philadelphia (Dec. 6):** Registered four receptions for 39 yards (9.8 avg.), highlighted by his 25-yard TD catch with just under a minute remaining in the first half. Became the first TE in franchise history to post a TD reception of 25-plus yards in three straight games and became the first NFL tight end to do so since Bengals TE Rodney Holman (three straight in 1986-87). Became just the third Green Bay player to register a 25-yard TD catch in three straight games since the 1970 merger (James Lofton, 1984; Greg Jennings, 2008)...**At Detroit (Dec. 13):** Caught five passes for 36 yards (7.2 avg.) and a TD as he became the first TE in team history to post a TD reception in four consecutive games...**Vs. Carolina (Dec. 19):** Caught three passes for 18 yards

COMMUNITY

ADMIN. & COACHES

TONYAN

DRAFT & FREE AGENTS

2020 REVIEW

RECORDS & HISTORY

LANE/END FIELD

MISC.

(6.0 avg.), including a 1-yard TD catch to cap Green Bay's opening drive as he posted a TD reception in his fifth straight game, further extending the longest streak by a TE in team history. Became the first NFL tight end to register a TD catch in five straight games in a single season since Broncos TE Julius Thomas in 2014...**At Chicago (Jan. 3):** Caught two passes for 18 yards (9.0 avg.), highlighted by a 3-yard TD catch on the opening play of the second quarter. The TD grab was his 11th of the season, tying him with Coffman (1983) for the most by a tight end in a season in team history...**Vs. L.A. Rams (NFC Divisional, Jan. 16):** Recorded four receptions for 60 yards (15.0 avg.), including a 33-yard grab to the Los Angeles 21 late in the first half that helped set up a Mason Crosby 39-yard field goal to give Green Bay a 19-10 halftime lead...**Vs. Tampa Bay (NFC Championship, Jan. 24):** Posted four receptions for 22 yards (5.5 avg.) and a TD, the first of his career in the playoffs. Found an opening in the end zone in front of S Mike Edwards and made the 8-yard TD grab with 9:28 remaining in the third quarter.

2019: Played in 11 games with one start and had 10 receptions for 100 yards (10.0 avg.) and a TD...Was inactive (hip) for five contests (Weeks 6-10)...Appeared in both postseason games...**At Chicago (Sept. 5):** Posted a 28-yard reception in the fourth quarter and also recorded a tackle on special teams...**At Dallas (Oct. 6):** Made a leaping 23-yard grab over S Xavier Woods in the first quarter and got both feet in bounds at the Dallas 26, but sustained a hip injury on the catch that would sideline him for the next five games...**Vs. Washington (Dec. 8):** Posted his first TD catch of the season when he hauled in a 12-yard pass from Rodgers in the back of the end zone late in the first quarter.

2018: Played in all 16 games with one start, seeing time on offense and special teams...Posted four catches for 77 yards (19.3 avg.) and a TD...Registered one tackle on special teams...**Vs. Chicago (Sept. 9):** Appeared on 11 snaps on special teams in his NFL debut...**Vs. Minnesota (Sept. 16):** Posted his first career tackle on special teams...**At Detroit (Oct. 7):** Saw the first offensive action of his career, appearing on three plays...**At Seattle (Nov. 15):** Late in the first quarter, ran down the left sideline before heading down the middle of the field to haul in a 54-yard TD pass from Rodgers over S Bradley McDougald, making the grab at the 1-yard line before taking it in for the score on his first career catch. Became the first Packer to post a TD catch of 50-plus yards on his first career reception since Clark (75-yard TD catch) vs. Tampa Bay on Oct. 2, 1983...**Vs. Detroit (Dec. 30):** Made his first NFL start with the Packers opening up with two TEs and posted a 7-yard reception.

2017: Spent the final four weeks of the season on Green Bay's practice squad after being signed by the Packers on Dec. 5...Was released by the Lions following training camp

on Sept. 2...**2017 Draft:** Was signed by Detroit as an undrafted free agent on May 12.

COLLEGE: Finished his career at Indiana State as the school's leader in career TD receptions (20), single-season TD receptions (10, 2016) and most consecutive games with a reception (21, 2015-16)...Also finished his career ranked No. 2 in school history with 2,047 receiving yards and three of the top 15 single-season receiving-yardage outputs in program history...Majored in physical education...**Senior season (2016):** Earned second-team All-Missouri Valley Football Conference honors as a WR after leading the team in receptions (56), receiving yards (699) and receiving TDs (10)...Recorded eight receptions for 90 yards (11.3 avg.) and a career-high three TDs at Minnesota (Sept. 10)...Posted a career-long 65-yard TD reception at Western Illinois (Oct. 8)...Had a season-high 131 receiving yards on eight receptions (16.4 avg.) and two TDs at Southern Illinois (Oct. 22)...**Junior season (2015):** Was named honorable mention All-MVFC...Started six of 11 games played and finished the season with 40 receptions for 601 yards (15.0 avg.) and six TDs...Also completed two passes for 56 yards...Posted 10 receptions of 20-plus yards...Notched four receptions for 74 yards (18.5 avg.) and a TD at Purdue (Sept. 12)...Recorded nine receptions for 117 yards (13.0 avg.) and three TDs at Illinois State (Oct. 31)...**Sophomore season (2014):** Transitioned to WR after spending his freshman season at QB...Played in 13 games and caught 54 passes for 747 yards (13.8 avg.) and four TDs...His 4.2 catches per game ranked No. 10 in the MVFC...Notched eight catches for 89 yards (11.1 avg.) and the first receiving TD of his career vs. Liberty (Sept. 27)...Tied a season high with eight receptions for a career-high 172 yards (21.5 avg.) at Western Illinois (Nov. 22)...**Redshirt freshman season (2013):** Started three games at QB while playing in 11 total contests...For the season, completed 35 of 102 passes for 348 yards and three TDs...His first career completion at Indiana (Aug. 29) went for a 57-yard TD...Tallied a passing TD and a rushing TD vs. Quincy (Sept. 14)...Made his first career start at Illinois State (Oct. 19), completing 8 of 22 passes for 69 yards while adding a 5-yard TD run in the third quarter.

PERSONAL: Given name Robert Joseph Tonyan Jr. ... Last name is pronounced TUN-yin...Born in McHenry, Ill. ...Sister, Danielle, played volleyball at Bowling Green State (2010-13)...**High school:** Attended McHenry (Ill.) High School-East Campus, where he lettered two years each in football and basketball...Was an all-conference selection as a QB following his junior and senior seasons...Set the school's career record for passing yards (5,000)...Also attended Marian Central Catholic High School (Woodstock, Ill.) as a freshman...**Community involvement:** Has volunteered at the Colton Underwood Legacy Foundation, supporting people with cystic fibrosis.

NFL debut: vs. Chicago, 9/9/18

First NFL start: vs. Detroit, 12/30/18

First NFL reception/touchdown: at Seattle, 11/15/18 (54 yards, A.Rodgers)

CAREER TRANSACTIONS

- 2017 Signed by Detroit Lions as undrafted free agent, May 16...Waived by Lions, Sept. 2...Signed by Green Bay Packers to practice squad, Dec. 5.
- 2018 Re-signed by Packers as reserve/future free agent, Jan. 2.
- 2019 Re-signed by Packers as exclusive-rights free agent, April 8.
- 2020 Re-signed by Packers as exclusive-rights free agent, April 24.
- 2021 Re-signed by Packers as restricted free agent, May 27.

ROBERT TONYAN'S NFL REGULAR-SEASON RECEIVING STATISTICS

DATE	TEAM	GP	GS	RECEIVING				
				NO.	YDS.	AVG.	LG	TD
2018	Packers	16	1	4	77	19.3	54t	1
2019	Packers	11	1	10	100	10.0	28	1
2020	Packers	16	8	52	586	11.3	45	11
NFL TOTALS		43	10	66	763	11.6	54t	13

ROBERT TONYAN'S NFL POSTSEASON RECEIVING STATISTICS

DATE	TEAM	GP	GS	RECEIVING				
				NO.	YDS.	AVG.	LG	TD
2019	Packers	2	0	0	0	0.0	0	0
2020	Packers	2	0	8	82	10.3	33	1
NFL TOTALS		4	0	8	82	10.3	33	1

SINGLE-GAME HIGHS, RECEIVING

Receptions 6 vs. Atlanta Falcons, Oct 05, 2020
5 at Detroit Lions, Dec 13, 2020
...4 more at 5.

Receiving Yards 98 vs. Atlanta Falcons, Oct 05, 2020
79 vs. Minnesota Vikings, Nov 01, 2020
54t at Seattle Seahawks, Nov 15, 2018
45 vs. Minnesota Vikings, Nov 01, 2020

Longest Receptions 54t at Seattle Seahawks, Nov 15, 2018
45 vs. Minnesota Vikings, Nov 01, 2020

Receiving TDs 3 vs. Atlanta Falcons, Oct 05, 2020
1 at Chicago Bears, Jan 03, 2021
...9 more at 1.

Special Teams Tackles 1 at Chicago Bears, Dec 16, 2018

2020 GXG REGULAR SEASON (PACKERS)

DATE	OPPONENT	P/S	RECEIVING				
			NO.	YDS.	AVG.	LG	TD
09/13 at Vikings	P	0	0	0.0	0	0	
09/20 Lions	S	2	25	12.5	14	1	
09/27 at Saints	S	5	50	10.0	16	1	
10/05 Falcons	S	6	98	16.3	27	3	
10/18 at Buccaneers	S	3	25	8.3	11	0	
10/25 at Texans	S	2	32	16.0	31	0	
11/01 Vikings	S	5	79	15.8	45	0	
11/05 at 49ers	S	1	5	5.0	5	0	
11/15 Jaguars	S	3	33	11.0	23	0	
11/22 at Colts	P	5	44	8.8	25t	1	
11/29 Bears	P	5	67	13.4	39t	1	
12/06 Eagles	P	4	39	9.8	25t	1	
12/13 at Lions	P	5	36	7.2	11	1	
12/19 Panthers	P	3	18	6.0	10	1	
12/27 Titans	P	1	17	17.0	17	0	
01/03 at Bears	P	2	18	9.0	15	1	
2020 TOTALS	16-8	52	586	11.3	45	11	

2019 GXG REGULAR SEASON (PACKERS)

DATE	OPPONENT	P/S	RECEIVING				
			NO.	YDS.	AVG.	LG	TD
09/05 at Bears	P	1	28	28.0	28	0	
09/15 Vikings	S	0	0	0.0	0	0	
09/22 Broncos	P	1	4	4.0	4	0	
09/26 Eagles	P	1	11	11.0	11	0	
10/06 at Cowboys	P	1	23	23.0	23	0	
10/14 Lions							
10/20 Raiders							
10/27 at Chiefs							
11/03 at Chargers							
11/10 Panthers							
11/24 at 49ers	P	2	8	4.0	5	0	
12/01 at Giants	P	0	0	0.0	0	0	
12/08 Washington	P	1	12	12.0	12t	1	
12/15 Bears	P	1	5	5.0	5	0	
12/23 at Vikings	P	0	0	0.0	0	0	
12/29 at Lions	P	2	9	4.5	9	0	
2019 TOTALS	11-1	10	100	10.0	28	1	

2020 GXG POSTSEASON (PACKERS)

01/16 Rams	P	4	60	15.0	33	0
01/24 Buccaneers	P	4	22	5.5	8t	1
2020 TOTALS	2-0	8	82	10.3	33	1

2019 GXG POSTSEASON (PACKERS)

01/12 Seahawks	P	0	0	0.0	0	0
01/19 at 49ers	P	0	0	0.0	0	0
2019 TOTALS	2-0	0	0	0.0	0	0

2018 GXG REGULAR SEASON (PACKERS)

DATE	OPPONENT	P/S	RECEIVING				
			NO.	YDS.	AVG.	LG	TD
09/09 Bears	P	0	0	0.0	0	0	
09/16 Vikings	P	0	0	0.0	0	0	
09/23 at Washington	P	0	0	0.0	0	0	
09/30 Bills	P	0	0	0.0	0	0	
10/07 at Lions	P	0	0	0.0	0	0	
10/15 49ers	P	0	0	0.0	0	0	
10/28 at Rams	P	0	0	0.0	0	0	
11/04 at Patriots	P	0	0	0.0	0	0	
11/11 Dolphins	P	0	0	0.0	0	0	
11/15 at Seahawks	P	1	54	54.0	54t	1	
11/25 at Vikings	P	0	0	0.0	0	0	
12/02 Cardinals	P	1	5	5.0	5	0	
12/09 Falcons	P	0	0	0.0	0	0	
12/16 at Bears	P	0	0	0.0	0	0	
12/23 at Jets	P	1	11	11.0	11	0	
12/30 Lions	S	1	7	7.0	7	0	
2018 TOTALS	16-1	4	77	19.3	54t	1	

VETERANS

COMMUNITY

ADMIN. & COACHES

TONYAN

DRAFT & FREE AGENTS

2020 REVIEW

RECORDS & HISTORY

LAMBEAU FIELD

MISC.

77 BILLY TURNER

Ht: 6-5 Wt: 310 Born: October 17, 1991

NFL Games Played/Started: 70/55

Acquired: UFA (Den.)-19

Guard/Tackle // North Dakota State

Eighth NFL Season // Third Packers Season



PRO HIGHLIGHTS:

► Has played in 70 games with 55 starts during his career and has started games at four different positions (34 at right guard, eight at left guard, eight at right tackle, five at left tackle).

► Helped the Packers rank tied for No. 2 in the NFL in sacks allowed (21) in 2020, the fourth fewest by Green Bay in a 16-game season, and was part of a line that allowed one sack or zero sacks in a league-best 13 games.

► Started a career-high 16 games for Green Bay in 2019, opening every game at RG in his first season with the Packers. Appeared on 99.8 percent of the offensive snaps, the highest percentage on the team in 2019.

► Appeared in 20 games with 11 starts for Denver from 2016-18, including 16 games played with 11 starts for the Broncos in 2018.

► Played in eight games in 2016, appearing in five contests with two starts for Miami and three games for Denver.

► Started 12 games for the Dolphins in 2015, opening the final 12 contests of the season at RG.

► Appeared in the final two games of the season as a rookie for Miami in 2014.

► Was selected by the Dolphins in the third round (No. 67 overall) of the 2014 NFL Draft, the highest-drafted offensive lineman to that point out of North Dakota State.

2020 SEASON: Started all 14 games he appeared in, opening a career-high six contests at RT, four at RG and a career-high four games at LT...Dressed but did not play in one game and was inactive for another (knee)...Was the team's recipient of the Ed Block Courage Award, which is voted on by the players and is given to the player who best exemplifies and displays courage...Helped the Packers rank tied for No. 2 in the NFL in sacks allowed (21), the fourth fewest by Green Bay in a 16-game season...Part of a line that allowed one sack or zero sacks in a league-best 13 games, tied for the most in team history (2004), including four zero-sack games, the most by Green Bay since 2008 (four)...Helped the Packers rank No. 1 in the NFL in scoring (31.8 ppg), giveaways (franchise-record 11), zero-giveaway games (team-record 10), red-zone TD percentage (team-record 80.0) and time of possession (32:29), No. 2 in third-down percentage (team-record 49.4), No. 5 in total offense (389.0 ypg) and yards per play (6.29), No. 8 in rushing offense (132.4 ypg), No. 9 in passing offense (256.6 ypg) and No. 7 in rushing average (4.78)...Helped protect QB Aaron Rodgers as he led the NFL in passer rating (121.5), passing TDs (team-record 48), completion percentage (team-record 70.7) and interception percentage (0.95), the first NFL quarterback to lead the league in all four categories since Steve Young in 1992, on his way to earning league MVP honors...Also started both playoff games at LT...**At Minnesota (Sept. 13):** Inactive (knee), snapping a streak of 32 consecutive games played...**Vs. Detroit (Sept. 20):** Was active, but did not see any action (knee)...**At New Orleans (Sept. 27):** Made his season debut, opening at RT and was part of a line that allowed

AT A GLANCE ...

- Has played in 70 games with 55 starts during his career and has started games at four different positions (34 at right guard, eight at left guard, eight at right tackle, five at left tackle).
- Helped the Packers rank tied for No. 2 in the NFL in sacks allowed (21) in 2020, the fourth fewest by Green Bay in a 16-game season, and was part of a line that allowed one sack or zero sacks in a league-best 13 games.
- Started a career-high 16 games for Green Bay in 2019, opening every game at RG in his first season with the Packers. Appeared on 99.8 percent of the offensive snaps, the highest percentage on the team in '19.
- Appeared in 20 games with 11 starts for Denver from 2016-18, including 16 games played with 11 starts for the Broncos in 2018.
- Played in 20 games with 14 starts for the Miami Dolphins from 2014-16, including a 2015 campaign that saw him start 12 games (all at RG).
- Was selected by the Dolphins in the third round (No. 67 overall) of the 2014 NFL Draft, the highest-drafted offensive lineman to that point out of North Dakota State.

just one sack on the evening...**At Houston (Oct. 25):** Started at LT in place of an injured David Bakhtiari (chest), just his second career start in the NFL at LT (Oct. 9, 2016). Was part of a line that did not allow a sack as Rodgers connected on 23 of 34 passes for 283 yards and four TDs with no INTs (132.4 rating)...**At San Francisco (Nov. 5):** Started at LT for the third straight game in place of Bakhtiari, playing the entire first half there before shifting to RT in place of an injured Rick Wagner (knee). Worked at RT for the second half until coming out of the game for the final four snaps with the Packers holding a big lead. Helped to protect Rodgers as he was sacked just once on the evening and as he connected on 25 of 31 passes for 305 yards and four TDs with no INTs for a 147.2 rating...**Vs. Chicago (Nov. 29):** Started and played all 71 snaps, the first 58 at RT and then the final 13 at RG for Lucas Patrick (toe) after he left the game due to injury and Wagner came in at RT. Was matched up with perennial Pro Bowl LB Khalil Mack for much of the evening and was part of a line that did not allow a sack as Rodgers posted a 132.3 passer rating (21 of 29 for 211 yards and four TDs with no INTs) and the offense racked up 182 rushing yards and a TD on 39 carries (4.7 avg.)...**Vs. Philadelphia (Dec. 6):** Started at RG with the line reshuffling due to C Corey Linsley's knee injury, helping to protect Rodgers as he threw for 295 yards and three TDs on 25-of-34 passing. Also blocked for RB Aaron Jones, who posted 130 yards on just 15 carries (8.7 avg.), highlighted by a career-long 77-yard TD run in the fourth quarter as he became the first player in team history to have two TD runs of 75-plus yards in a season...**Vs. Tennessee (Dec. 27):** Started at RG and played all 66 snaps, working at RG for the first 41 snaps of the game before sliding out to RT in the third quarter for the final 25 snaps with Wagner (knee) departing due to injury. Helped protect Rodgers as he completed 21 of 25 passes for 231 yards and four TDs with one INT (128.1 rating). Also helped block for the Packers' 234 rushing yards on 37 carries (6.3 avg.), the first time Green Bay rushed for 195-plus yards

and multiple TDs in back-to-back games since 1972 (Dec. 3-10). Helped clear the way for RB AJ Dillon to rack up 124 yards and two TDs on 21 carries (5.9 avg.), the first rookie in franchise history with 120-plus rushing yards and two rushing TDs in a game...**Vs. L.A. Rams (NFC Divisional, Jan. 16):** Started at LT as the line did not allow a sack of Rodgers against a Rams defense that ranked No. 2 in the NFL in sacks (53.0) during the regular season. Part of a line that helped the offense rack up 484 total yards, the second most in a game in franchise playoff history, including 296 passing yards and two TD passes from Rodgers and the team's 188 yards and two TDs on 36 rushing attempts (5.2 avg.).

2019: Started all 16 games for the first time in his career, opening every game at RG...Appeared on 99.8 percent of the offensive snaps, the highest percentage on the team...Part of an offense that ranked No. 2 in the league in giveaways (13), No. 1 in zero-turnover games (nine) and No. 8 in red-zone TD percentage (64.0)...Helped the offense register 18 rushing TDs on the season (tied for No. 7 in the NFL), the most by the Packers since 2009 (20)... Helped clear the way for Jones, who posted 1,084 rushing yards and a career-best 16 rushing TDs, which was tied for the most in the NFL in 2019 and was the second most in team history behind only FB Jim Taylor (19 in 1962)... Protected Rodgers as he led the league in interception percentage (0.70) and tied for the league lead with 12 zero-INT games...Started both games at RG in the playoffs...**Vs. Denver (Sept. 22):** Helped the Packers post their first game with zero sacks allowed since Nov. 28, 2016, at Philadelphia...**Vs. Philadelphia (Sept. 26):** Helped to protect Rodgers as he threw for 422 yards and two TDs on 34-of-53 passing. Part of an offense that registered season highs for total net yards (491) and first downs (31)...**At Dallas (Oct. 6):** Helped to clear the way for Jones' 182 yards from scrimmage (107 rushing, 75 receiving) along with four rushing TDs as Jones matched the single-game franchise record for rushing TDs...**Vs. Oakland (Oct. 20):** Part of an offense that posted a season-high 42 points and 481 total yards, highlighted by Rodgers' season-high 429 passing yards and five TDs with no INTs on 25-of-31 passing as he set a single-game franchise record with a perfect 158.3 passer rating. Helped the offense average 8.75 yards per play, the best average by the Packers since Nov. 16, 1997, at Indianapolis (10.02). Part of a line that allowed just one sack, giving Green Bay a streak of six consecutive games with two or fewer sacks allowed, the longest single-season streak by the Packers since a 10-game streak in 2007...**At Kansas City (Oct. 27):** Blocked for Jones, who racked up a season-best 226 yards from scrimmage (67 rushing, 159 receiving), the fifth-best mark in team history and the top total since RB Ahman Green registered 227 scrimmage yards vs. Denver on Dec. 28, 2003...**At Minnesota (Dec. 23):** Helped clear the way as the Packers posted season highs for rushing yards (184 yards on 32 carries, 5.8 avg.) and time of possession (37:32). Blocked for Jones as he registered a career-high 154 rushing yards and two TDs on 23 carries (6.7 avg.)...**Vs. Seattle (NFC Divisional, Jan. 12):** Helped to protect Rodgers as he connected on 16 of 27 passes for 243 yards and two TDs with no INTs for a 113.7 rating. Part of an offense that converted 9 of 14 third downs (64.3 percent), the top percentage by Green Bay in a playoff game since posting the same number (9 of 14) vs. Dallas in the 2014 postseason.

2018: Played in all 16 games with 11 starts for the Broncos, opening seven contests at LG (Weeks 11-17) and four at RT (Weeks 5-8)...Helped block for RB Phillip Lindsay, who ranked No. 3 in the league in yards per carry (5.40) and became the first undrafted offensive rookie in NFL history to be selected to the Pro Bowl...Lindsay's rushing average

was the third best in a season by a Broncos RB behind only Portis (5.52 in 2002, 5.49 in 2003)...**At N.Y. Jets (Oct. 7):** Made his first start of the season, opening at RT and blocking for QB Case Keenum, who threw for a season-high 377 yards and two TDs on 35-of-51 passing...**At Kansas City (Oct. 28):** Started at RT and helped clear the way for the Broncos to rush for 189 yards on 30 carries (6.3 avg.), with two running backs (Lindsay, 95 yards on 18 carries; Devontae Booker, 78 yards on nine carries) eclipsing the 75-yard mark...**At Cincinnati (Dec. 2):** Started at LG and helped block for Lindsay, who registered a career-high 157 yards and two TDs on 19 carries (8.3 avg.) on his way to earning AFC Offensive Player of the Week honors.

2017: Appeared in one game for the Broncos before sustaining a season-ending hand injury...**Vs. N.Y. Giants (Oct. 15):** Made his season debut, taking over at RT for the final 46 snaps after starting T Menelik Watson was sidelined due to a calf injury. Broke his hand during the game and was placed on injured reserve on Oct. 17.

2016: Appeared in a total of eight games on the season, playing in five games with two starts for Miami and three contests for the Broncos...Was waived by the Dolphins on Oct. 11 and then was claimed off waivers by the Baltimore Ravens on Oct. 12...Was waived by the Ravens on Oct. 15 before being claimed off waivers by the Broncos on Oct. 17...**At Cincinnati (Sept. 29):** Made his first career start at LG and appeared on all 45 snaps...**Vs. Tennessee (Oct. 9):** Started at LT for the first time in the NFL...**Vs. New England (Dec. 18):** Made his debut with the Broncos, appearing on 14 plays on offense.

2015: Appeared in 13 games with 12 starts, opening the final 12 games at RG for the Dolphins...Helped Miami's offense rank No. 9 in the league in yards per carry (4.35) and tied for No. 8 in giveaways (19), the second fewest in a season in team history...Was a gamewidely inactive in Weeks 2-5...**At Tennessee (Oct. 18):** Made his first start of the season as he blocked for a Dolphins rushing attack that registered 180 yards on 32 carries (5.6 avg.)...**Vs. Houston (Oct. 25):** Helped the Dolphins rack up a season-high 503 total yards of offense, including a season-best 248 rushing yards on 35 carries (7.1 avg.) as RB Lamar Miller posted 175 yards and a TD on 14 attempts (12.5 avg.), the most rushing yards in a game in team history by a player with fewer than 15 carries.

2014: Appeared in the final two games of the season after being a gamewidely inactive for the first 14 contests...**Vs. Minnesota (Dec. 21):** Made his NFL debut, appearing on six snaps on special teams...**2014 Draft:** Was selected by the Miami Dolphins in the third round (No. 67 overall), the highest-drafted offensive lineman to that point out of North Dakota State.

COLLEGE: Was a four-year starter for the Bison, appearing in 57 games with 56 starts during his career... Was a two-time consensus All-American and helped the team win three consecutive NCAA Division I FCS national championships (2011-13)...Earned his degree in sports and recreational management/public relations...**Senior season (2013):** Started all 15 games at LT and was named first-team All-America by The Sports Network, *The Associated Press*, Walter Camp, AFCA and the FCS Athletic Directors Association...Also earned first-team All-Missouri Valley Football Conference recognition and was a three-time winner of the Offensive Lineman of the Week award...Did not allow a QB sack and helped the offense produce a pair of 1,000-yard rushers for the third straight season...**Junior season (2012):** Started all 15 contests at LT and was named first-team All-America by The Sports

Network, AP, Walter Camp, *Sporting News* and the *College Sports Journal*...Earned first-team All-MVFC honors and helped NDSU lead the conference in scoring (31.4 ppg) and rushing (178.0 ypg)...**Sophomore season (2011):** Started all 14 games played at LT and was part of a line that allowed just 18 sacks on the season...**Freshman season (2010):** Played in 13 games with 12 starts at RT as a true freshman.

PERSONAL: Given name William Mason Turner...Born in Shoreview, Minn. ...Father, Maurice, was a 12th-round draft choice of the Minnesota Vikings in 1983 and played three seasons in the NFL (Minnesota, 1984-85; Green Bay, 1985; N.Y. Jets, 1987)...Brother, Maurice, played WR at Northern Iowa...Brother, Bryan Kehl, was a fourth-round pick of the N.Y. Giants in 2008 and played for the Giants, St. Louis Rams, Kansas City Chiefs and the Washington Football Team...Was the Packers' recipient of the Ed Block

Courage Award in 2020...**High school:** Attended Mounds View High School in Arden Hills, Minn., where he earned all-state honors from the *Pioneer Press*...Earned all-metro and all-conference honors from the *Star Tribune*...Helped his school post a 26-8 record and earn three state play-off appearances...Also pitched and played first base for the baseball team...**Community involvement:** Created "The Irie Project" in 2019, teaming up with a fashion designer, an art teacher and second-grade students from Excelsior, Minn., to create original artistic fashion pieces based on a theme of positivity...Each custom piece was gifted to a teammate or member of the Packers organization...Also partnered with The Salvation Army of Greater Green Bay and Incarnation Catholic Church in Minneapolis to gift children in need with winter coats as part of the initiative...Has supported Big Brothers Big Sisters.

NFL debut: vs. Minnesota, 12/21/14
First NFL start: at Tennessee, 10/18/15

CAREER TRANSACTIONS

- 2014 Selected by Miami Dolphins in the third round (67th overall) of '14 NFL Draft, May 9...Signed first contract, July 19.
- 2016 Waived by Dolphins, Oct. 11...Claimed off waivers by Baltimore Ravens, Oct. 12...Waived by Ravens, Oct. 15...Claimed off waivers by Denver Broncos, Oct. 17.
- 2017 Placed on injured reserve (hand), Oct. 17.
- 2018 Re-signed by Broncos as unrestricted free agent, March 17.
- 2019 Signed by Green Bay Packers as unrestricted free agent, March 14.

BILLY TURNER'S NFL REGULAR-SEASON STATISTICS

DATE	TEAM	GP	GS
2014	Dolphins	2	0
2015	Dolphins	13	12
2016	Dolphins	5	2
2016	Broncos	3	0
2016	TOTAL	8	2
2017	Broncos	1	0
2018	Broncos	16	11
2019	Packers	16	16
2020	Packers	14	14
NFL TOTALS		70	55

BILLY TURNER'S NFL POSTSEASON STATISTICS

DATE	TEAM	GP	GS
2019	Packers	2	2
2020	Packers	2	2
NFL TOTALS		4	4

ED BLOCK COURAGE AWARD

In 1978, the Baltimore Colts started an effort to raise funds for abused children and conceived an award they named after their longtime trainer, the late Ed Block. In 1984, the award was taken leaguewide to honor one player from each team who, in the eyes of his teammates, best exemplifies and displays courage. Below are the Packers' winners, as voted by their teammates, from 1984-2020:

1984 Ron Cassidy	1997 Robert Brooks	2010 Charles Woodson
1985 Ezra Johnson	1998 Craig Newsome	2011 T.J. Lang
1986 Karl Swanke	1999 Earl Dotson	2012 Tramon Williams
1987 Keith Uecker	2000 Josh Bidwell	2013 Johnny Jolly
1988 Mark Murphy	2001 Santana Dotson	2014 Jordy Nelson
1989 Herman Fontenot	2002 Kabeer Gbaja-Biamila	2015 Sam Barrington
1990 Perry Kemp	2003 Gilbert Brown	2016 Jayrone Elliott
1991 Vai Sikahema	2004 Marco Rivera	2017 Mike Daniels
1992 Tootie Robbins	2005 Donald Driver	2018 Aaron Rodgers
1993 Johnny Holland	2006 Jon Ryan	2019 Mason Crosby
1994 George Teague	2007 Chris Francis	2020 Billy Turner
1995 Reggie White	2008 Mark Tauscher		
1996 Brett Favre	2009 Nick Collins		

MARQUEZ VALDES-SCANTLING 83

Ht: 6-4 Wt: 206 Born: **October 10, 1994**

NFL Games Played/Started: **48/32**

Acquired: **05e-1B**

Wide Receiver // South Florida

Fourth NFL Season // Fourth Packers Season

PRO HIGHLIGHTS:

- Has averaged 17.8 yards per catch since entering the league in 2018, No. 1 in the NFL over that span among players with 90-plus receptions.
- Ranks No. 1 in the NFL with three TD receptions of 70-plus yards since 2019 and is tied for No. 2 in the league in receptions of 40-plus yards (15) and receiving TDs of 40-plus yards (seven) since 2018.
- His 15 receptions of 40-plus yards from 2018-20 were the second most by a Packer in his first three seasons among players whose careers began in the last 40 years, trailing only WR Greg Jennings (17).
- Is one of only three players in franchise history (WRs Boyd Dowler and James Lofton) to register 25-plus receptions and an average of 15-plus yards per catch in each of his first three NFL seasons.
- Has three career games with 100-plus receiving yards on three or fewer catches, the most in the NFL since 2018 and tied for the most in team history.
- Has six games since 2018 with 85-plus receiving yards on four or fewer catches, No. 2 in the league over that span behind only Titans WR A.J. Brown (seven).
- Led the NFL with an average of 20.9 yards per catch last season (33-690), the first Packer to lead the league in that category (min. two rec. per team game) since Lofton (22.0) in 1984.
- Ranked No. 2 on the team in 2020 with a career-best 690 receiving yards and added a career-high six TD catches.
- Caught 26 passes for 452 yards and two TDs in 2019, an average of 17.4 yards per catch that ranked No. 8 in the NFL (min. 25 rec.).
- Posted 38 catches for 581 yards and two TDs in 2018, an average of 15.3 yards per catch that was the top mark posted by a Green Bay rookie (min. 25 rec.) since Lofton (17.8 in 1978).
- Registered two 100-yard receiving games in 2018, tied for No. 2 in franchise history among rookies behind only WR Billy Howton (six in 1952).
- Became the first Packer since WR Max McGee in 1959 to register two 100-yard receiving games on three or fewer catches in a season, and was only the third NFL player to accomplish that feat since the 1970 AFL-NFL merger (Rams WR Drew Hill, 1980; Patriots WR Stanley Morgan, 1978, 1980, 1984).
- Is one of only five wide receivers in team history (since 1978) to play in all 48 games in his first three seasons in the NFL.
- Selected by the Packers with the third of three picks in the fifth round (No. 174 overall) of the 2018 NFL Draft, becoming just the fourth WR in school history to be drafted out of South Florida.

2020 SEASON: Played in all 16 games for the third straight season with 12 starts and ranked No. 2 on the team with a career-best 690 receiving yards and a career-high

AT A GLANCE ...

- First name is pronounced mar-KWEZ.
- Led the NFL with an average of 20.9 yards per catch last season (33-690), the first Packer to lead the league in that category (min. two rec. per team game) since WR James Lofton (22.0) in 1984.
- Has averaged 17.8 yards per catch since entering the league in 2018, No. 1 in the NFL over that span among players with 90-plus receptions.
- Ranks No. 1 in the NFL with three TD receptions of 70-plus yards since 2019 and is tied for No. 2 in the league in receptions of 40-plus yards (15) and receiving TDs of 40-plus yards (seven) since 2018.
- His 15 receptions of 40-plus yards from 2018-20 were the second most by a Packer in his first three seasons among players whose careers began in the last 40 years, trailing only WR Greg Jennings (17).
- Is one of only three players in franchise history (WR Boyd Dowler and Lofton) to register 25-plus receptions and an average of 15-plus yards per catch in each of his first three NFL seasons.
- Has three career games with 100-plus receiving yards on three or fewer catches, the most in the NFL since 2018 and tied for the most in team history.
- Posted 38 catches for 581 yards and two TDs in 2018, an average of 15.3 yards per catch that was the top mark posted by a Green Bay rookie (min. 25 rec.) since Lofton (17.8 in 1978).

six TDs on 33 catches (20.9 avg.)...Ranked No. 1 in the NFL in yards per catch (min. 32 rec.), the top average by a Packer since Lofton (22.0) in 1984...Was also the first Packer since Lofton (1984) to lead the NFL in yards per catch...His average of 20.9 yards per catch was the top mark posted in the NFL (min. 32 rec.) over the past 10 seasons...Was tied for the league lead with six receptions of 40-plus yards, the most by a Packer since WR Jordy Nelson had eight in 2014, and ranked No. 2 in the NFL with four TD catches of 40-plus yards (Tyreek Hill, five)...Led the league with three receiving TDs of 50-plus yards in the regular season...Was one of only two players in the league to have two TD receptions of 70-plus yards on the season (Jalen Guyton), the first Packer to do so since Nelson in 2014...Had 299 yards receiving and two TDs on 11 catches on third down, an average of 27.2 yards per catch that ranked No. 1 in the NFL among players with 10-plus receptions on third down...That average of 27.2 yards per catch on third down was the top mark by a Packer since 1991 (min. 10 rec.) and was the fourth-best mark in the NFL over the past 30 seasons...Added 13 rushing yards on four carries (3.3 avg.)...Also started both postseason contests, tying for No. 2 on the team with eight receptions for 148 yards (18.5 avg.) and a TD...**At Minnesota (Sept. 13):** Hauled in four passes for 96 yards (24.0 avg.), scoring on a 45-yard TD catch with 14 seconds remaining in the first half...**At San Francisco (Nov. 5):** Registered two catches for 53 yards (26.5 avg.) and a career-high two TD catches. With just under two minutes remaining in the first half, beat CB Emmanuel Moseley down the middle of the field for a 52-yard TD...**Vs. Jacksonville (Nov. 15):** Led the team with a career-high 149 yards and a TD on four receptions (37.3 avg.), the most receiving yards by a Packer in a game

VETERANS

COMMUNITY

ADMIN. & COACHES

VALDES-SCANTLING

DRAFT & FREE AGENTS

2020 REVIEW

RECORDS & HISTORY

LAMBDA FIELD

MISC.

on four or fewer receptions since Carroll Dale (4-186) vs. Atlanta on Sept. 27, 1970. Caught a career-long 78-yard TD pass from QB Aaron Rodgers on the first play of the second quarter, the longest catch by a Packer since Nelson posted an 80-yard TD grab vs. the N.Y. Jets on Sept. 14, 2014. Became just the fourth Packer since the 1970 merger to register a TD catch of 50-plus yards in back-to-back games, joining Lofton (1983 and 1984), Jennings (2007) and Nelson (2011)...**At Indianapolis (Nov. 22):** Hauled in three passes for 55 yards (18.3 avg.), including a 47-yard catch down the middle of the field to the Indianapolis 47 on third-and-10 with just over a minute remaining on Green Bay's game-tying drive. It marked his third straight game with a catch of 45-plus yards, the first Packer to do since Lofton in 1984...**At Detroit (Dec. 13):** Finished with a season-high six receptions for 85 yards (14.2 avg.) and a TD, with all six of his catches picking up first downs, a career high...**At Chicago (Jan. 3):** Led the team with 87 yards receiving on just two receptions (43.5 avg.), highlighted by his 72-yard TD catch midway through the second quarter. Got behind LB Danny Trevathan on third-and-4, hauling in the pass near the Chicago 45 and taking it the rest of the way for the score...**Vs. Tampa Bay (NFC Championship, Jan. 24):** Paced the team with 115 yards and a TD on four receptions (28.8 avg.), the first Packer to register a 100-yard receiving game in the postseason on four or fewer catches since WR Antonio Freeman (4-107) at San Francisco on Jan. 11, 1998. On the second play of the second quarter on third-and-3, beat CB Carlton Davis III down the right sideline, making the catch near the Tampa Bay 20 before taking it the rest of the way for the 50-yard TD catch. Became the first Packer since Freeman (1996) to have a TD catch of 50-plus yards in the regular season and the playoffs in the same season.

2019: Played in all 16 games with 10 starts and posted 26 receptions for 452 yards (17.4 avg.) and two TDs...Among players with 25-plus receptions, ranked No. 8 in the NFL in yards per catch...Was tied for No. 7 in the NFL with a team-high five receptions of 40-plus yards...Registered 9 rushing yards on two carries (4.5 avg.)...Appeared in both playoff games and had one reception for 8 yards...**At Chicago (Sept. 5):** Led the team with 52 yards receiving on four catches (13.0 avg.), highlighted by a 47-yard catch down the middle of the field on the first play of the second quarter...**Vs. Denver (Sept. 22):** Paced the offense with six receptions for 99 yards (16.5 avg.), including a 40-yard TD reception in the first quarter...**Vs. Oakland (Oct. 20):** Was limited to just 20 snaps due to ankle/knee injuries, but posted a season-high 133 yards and a TD on two catches (66.5 avg.), setting a single-game franchise record for the most receiving yards in a game on two or fewer receptions. His 133 yards receiving were the most by an NFL player on two or fewer receptions since Rams WR Tavon Austin (2-138) on Nov. 10, 2013. Became the first Packer to post a pair of 50-yard catches in a game since Jennings at St. Louis on Sept. 27, 2009. Tied a career franchise record with his third career 100-yard receiving game on three or fewer catches. With just under 6:30 remaining in the game, caught a pass from Rodgers on an out route at the Green Bay 31, making CB Gareon Conley miss on his tackle attempt right after the catch before taking it down the sideline for a 74-yard TD, his longest reception of the season.

2018: Played in all 16 games with 10 starts and posted 38 catches for 581 yards (15.3 avg.) and two TDs...His average of 15.3 yards per catch was the top mark posted by a Green Bay rookie (min. 25 rec.), since Lofton's 17.8-yard average in 1978...Ranked No. 6 among NFL rookies in receiving yards...Had four receptions of 40-plus yards, tied for the most among NFL rookies (Calvin Ridley, Robert Foster)...Posted eight receptions of 20-plus yards, good for No. 2

on the team behind WR Davante Adams (18)...Posted two 100-yard receiving games, tied for No. 2 in team history among rookies behind only Howton (six in 1952)...Teamed with WR Equanimeous St. Brown to become the first rookie duo in team history to both register 20-plus receptions with an average of 15.0-plus yards per catch...Had one kickoff return for 21 yards and added two tackles on special teams...**Vs. Chicago (Sept. 9):** Played two snaps on offense and 11 on special teams in his NFL debut. Returned one kickoff for 21 yards...**Vs. Minnesota (Sept. 16):** Posted his first NFL reception, hauling in a 3-yard pass near the sideline from Rodgers in the first quarter...**At Washington (Sept. 23):** Registered a career-high two tackles on special teams, bringing down CB Greg Stroman at the Washington 17 on a kickoff return in the third quarter and Stroman again in the fourth quarter on a punt return...**Vs. Buffalo (Sept. 30):** Made his first career start, opening as the third WR with Randall Cobb (hamstring) sidelined. Posted a 38-yard reception late in the fourth quarter when he beat CB Ryan Lewis down the right sideline to catch a deep pass from Rodgers to the Buffalo 28, helping to set up a 52-yard Mason Crosby field goal...**At Detroit (Oct. 7):** Started for the second straight week with Cobb (hamstring) and WR Geronimo Allison (concussion/hamstring) sidelined, posting a career-high seven receptions for 68 yards (9.7 avg.) and a TD. Early in the third quarter, posted his first TD catch as a pro, hauling in a 3-yard TD pass as he found himself wide open in the end zone with two defenders going to cover Adams...**Vs. San Francisco (Oct. 15):** Started his third straight game and posted a season-high 103 receiving yards on just three catches (34.3 avg.), becoming just the sixth Green Bay rookie since 1950 to register 100-plus receiving yards in a game on three or fewer catches (Howton, McGee, Lofton, Jennings, James Jones). On the Packers' first play from scrimmage, found himself wide open down the left sideline, hauling in a pass from Rodgers near midfield and taking it down the sideline to the San Francisco 17 for a season-long 60-yard catch...**At L.A. Rams (Oct. 28):** Caught two passes for 45 yards (22.5 avg.) and a TD. With the Packers trailing, 26-20, midway through the fourth quarter, got inside on CB Troy Hill and caught a deep pass from Rodgers for a 40-yard TD, outrunning S Lamaricus Joyner after making the catch on his way to the end zone...**At New England (Nov. 4):** Made his fifth straight start and led the team with 101 yards receiving on three catches (33.7 avg.), with all three grabs coming in the second half. Became the first Packer since McGee in 1959 to register two 100-yard receiving games on three or fewer catches in a season and became only the third NFL player to accomplish that feat since the 1970 AFL-NFL merger (Hill, 1980; Morgan, 1978, 1980, 1984). All three of his receptions were for 20-plus yards, bringing his streak to four straight catches of 20-plus yards. On the third play of the second half, beat CB Jason McCourty on a post for a 51-yard gain to the New England 21 on third-and-6. Became the first Green Bay rookie to post a reception of 40-plus yards in three straight games since Howton (four straight) in 1952...**2018 Draft:** Selected by the Packers with the third of three picks in the fifth round (No. 174 overall), becoming just the fourth WR in school history to be drafted out of South Florida.

COLLEGE: Played in 25 games with 23 starts in his two seasons at South Florida (2016-17), posting 75 receptions for 1,294 yards (17.3 avg.) and 11 TDs...His average of 17.3 yards per catch was the top mark in school history (min. 70 receptions) and his receiving-yardage total of 1,294 yards ranks No. 10 in school annals despite only playing two seasons for the Bulls...Ranks No. 6 in school history with 11 TD catches...In two seasons at USF, scored five TDs of 50-plus yards (catches of 95 and 64 yards and 75-yard run in 2017, catches of 77 and 51 yards in 2016)...

Scored 12 TDs for the Bulls (11 receiving, one rushing), averaging 40.5 yards on those scoring plays...Started his collegiate career at North Carolina State (2013-14), where he played in 23 games with 11 starts and caught 44 passes for 538 yards (12.2 avg.) and a TD...Earned his degree in communication...**Senior season (2017):** Played in 12 games with 10 starts and set the single-season USF record with 879 yards receiving on a team-high 53 catches (16.6 avg.) with six TDs...His receiving-TD total checked in at No. 4 in school single-season history...Registered three 100-yard receiving games in the final five contests of the season...Added eight carries for 108 yards (13.5 avg.) and a TD with two kickoff returns for 39 yards (19.5 avg.)...Led the Bulls with 96 yards and a TD on four receptions (24.0 avg.) vs. Illinois (Sept. 15), hauling in a 17-yard TD pass from QB Quinton Flowers in the third quarter...Caught a team-high six passes for a team-best 94 yards (15.7 avg.) and a TD and posted a career-high 80 yards rushing on two carries (40.0 avg.) at East Carolina (Sept. 30), scoring on a career-long 75-yard run in the second quarter...Recorded a career-high 186 receiving yards on a career-best 10 catches (18.6 avg.) vs. Houston (Oct. 28), the second-most receiving yards in a game in USF history...Became the first player in school history to register back-to-back games with 150-plus receiving yards, finishing with six receptions for 152 yards (25.3 avg.) and a TD at Connecticut (Nov. 4)...Late in the third quarter, ran an out pattern and made the grab before racing past several defenders down the right sideline for a 95-yard TD, the longest TD catch in school history...Hauled in three passes for 133 yards (44.3 avg.) in the 38-34 win over Texas Tech in the Birmingham Bowl (Dec. 23), highlighted by his 64-yard TD catch in the fourth quarter that put USF up, 31-27...**Junior season (2016):** Started all 13 games in his first season at USF, ranking No. 5 on the team with 22 catches for 415 yards (18.9 avg.)...His average of 18.9 yards per reception ranks No. 3 in school single-season history (min. 20 rec.)...Was tied for the team lead with five TD receptions...Helped the offense set single-season school records with 77 TDs and 6,650 yards of total offense...Caught three passes for 79 yards (26.3 avg.) vs. Towson (Sept. 3) in his USF debut, including a 51-yard TD grab in the second quarter...Posted a

77-yard TD catch on the first play from scrimmage at SMU (Nov. 19), his longest reception of the season, and finished with a season-high 84 yards receiving on two catches (42.0 avg.)...**Redshirt season (2015):** Sat out after transferring from N.C. State...Won USF's Scout Team Award on offense...**Sophomore season (2014):** Appeared in 13 games with eight starts for the Wolfpack, posting 22 receptions for 257 yards (11.7 avg.) and a TD...Posted two catches for 51 yards (25.5 avg.) vs. Old Dominion (Sept. 6), including a season-long 42-yard grab...Tied for the team lead with a season-high four receptions for 55 yards (13.8 avg.) vs. Presbyterian (Sept. 20), posting his first career TD catch on an 18-yard grab from QB Jacoby Brissett in the second quarter...**Freshman season (2013):** Played in 10 games with three starts, one of only four true freshmen to start a game for the Wolfpack on the season...Finished with 22 receptions for 281 yards (12.8 avg.)...Missed three games due to injury...Led the team in receiving after the first two games with 12 catches for 176 yards (14.7 avg.)...Posted a team-high 87 receiving yards on four catches (21.8 avg.) vs. Louisiana Tech (Aug. 31) in his collegiate debut...Led the team with eight catches for a team-high 87 yards (10.9 avg.) vs. Richmond (Sept. 7).

PERSONAL: Given name Marquez Reshard Valdes-Scantling...First name is pronounced mar-KWEZ... Born in St. Petersburg, Fla. ...**High school:** Earned all-state and all-county honors at Lakewood High School (St. Petersburg, Fla.), posting 50 receptions for 800 yards (16.0 avg.) and 14 TDs as a senior...Was a team captain...Posted 28 catches for 600 yards (21.4 avg.) and six TDs as a junior...Was a teammate of former Seahawks LB Shaquem Griffin and Jaguars CB Shaquill Griffin...Helped lead the track team to the 2013 Class 2A state championship...Was part of the 2012 Class 2A state championship 4x400 relay team...**Community involvement:** Has distributed duffel bags filled with blankets, clothing, toiletry items and other supplies to homeless people in Tampa and St. Petersburg each Christmas since 2017...Participated in the Green Bay Packers Give Back Bowling Event...Also has done volunteer work with Metropolitan Ministries and Habitat for Humanity.

NFL debut: vs. Chicago, 9/9/18

First NFL start: vs. Buffalo, 9/30/18

First NFL reception: vs. Minnesota, 9/16/18 (3 yards, A.Rodgers)

First NFL TD reception: at Detroit, 10/7/18 (3 yards, A.Rodgers)

CAREER TRANSACTIONS

- 2018 Selected by Green Bay Packers as third of three choices in the fifth round (174th overall) of '18 NFL Draft, April 28 (free agency compensatory pick)...Signed first contract, May 7.

MARQUEZ VALDES-SCANTLING'S NFL REGULAR-SEASON RUSHING/RECEIVING STATISTICS

DATE	TEAM	RECEIVING							RUSHING				
		GP	GS	NO.	YDS.	AVG.	LG	TD	NO.	YDS.	AVG.	LG	TD
2018	Packers	16	10	38	581	15.3	60	2	2	29	14.5	21	0
2019	Packers	16	10	26	452	17.4	74t	2	2	9	4.5	9	0
2020	Packers	16	12	33	690	20.9	78t	6	4	13	3.3	9	0
NFL TOTALS		48	32	97	1,723	17.8	78t	10	8	51	6.4	21	0

MARQUEZ VALDES-SCANTLING'S NFL POSTSEASON RUSHING/RECEIVING STATISTICS

DATE	TEAM	RECEIVING							RUSHING				
		GP	GS	NO.	YDS.	AVG.	LG	TD	NO.	YDS.	AVG.	LG	TD
2019	Packers	2	0	1	8	8.0	8	0	0	0	0.0	0	0
2020	Packers	2	2	8	148	18.5	50t	1	0	0	0.0	0	0
NFL TOTALS		4	2	9	156	17.3	50t	1	0	0	0.0	0	0

SINGLE-GAME HIGHS: RUSHING/RECEIVING

Rush Attempts	2 vs. Arizona Cardinals, Dec 02, 2018 1 at Chicago Bears, Jan 03, 2021 ...5 more at 1.
Rushing Yards	29 vs. Arizona Cardinals, Dec 02, 2018 9 at Houston Texans, Oct 25, 2020 ...1 more at 9.
Longest Runs	21 vs. Arizona Cardinals, Dec 02, 2018 9 at Houston Texans, Oct 25, 2020 ...1 more at 9.
Receptions	7 at Detroit Lions, Oct 07, 2018 6 at Detroit Lions, Dec 13, 2020 ...2 more at 6.

Receiving Yards	149 vs. Jacksonville Jaguars, Nov 15, 2020 133 vs. Oakland Raiders, Oct 20, 2019 781 vs. Jacksonville Jaguars, Nov 15, 2020 741 vs. Oakland Raiders, Oct 20, 2019
Longest Receptions	741 vs. Oakland Raiders, Oct 20, 2019
Receiving TDs	2 at San Francisco 49ers, Nov 05, 2020 1 at Chicago Bears, Jan 03, 2021 ...7 more at 1.
All-Purpose Yards	149 vs. Jacksonville Jaguars, Nov 15, 2020 133 vs. Oakland Raiders, Oct 20, 2019

2020 GXG REGULAR SEASON (PACKERS)

DATE	OPPONENT	P/S	RECEIVING				
			NO.	YDS.	AVG.	LG	TD
09/13	at Vikings	P	4	96	24.0	45t	1
09/20	Lions	P	3	64	21.3	41	0
09/27	at Saints	S	1	5	5.0	5	0
10/05	Falcons	S	4	45	11.3	17	0
10/18	at Buccaneers	S	3	32	10.7	15	0
10/25	at Texans	S	0	0	0.0	0	0
11/01	Vikings	S	1	19	19.0	19	0
11/05	at 49ers	S	2	53	26.5	52t	2
11/15	Jaguars	S	4	149	37.3	78t	1
11/22	at Colts	S	3	55	18.3	47	0
11/29	Bears	S	0	0	0.0	0	0
12/06	Eagles	S	0	0	0.0	0	0
12/13	at Lions	S	6	85	14.2	21	1
12/19	Panthers	S	0	0	0.0	0	0
12/27	Titans	P	0	0	0.0	0	0
01/03	at Bears	P	2	87	43.5	72t	1
2020 TOTALS	16-12		33	690	20.9	78t	6

2020 GXG POSTSEASON (PACKERS)

01/16	Rams	S	4	33	8.3	12	0
01/24	Buccaneers	S	4	115	28.8	50t	1
2020 TOTALS	2-2		8	148	18.5	50t	1

2018 GXG REGULAR SEASON (PACKERS)

DATE	OPPONENT	P/S	RECEIVING				
			NO.	YDS.	AVG.	LG	TD
09/09	Bears	P	0	0	0.0	0	0
09/16	Vikings	P	1	3	3.0	3	0
09/23	at Washington	P	0	0	0.0	0	0
09/30	Bills	S	1	38	38.0	38	0
10/07	at Lions	S	7	68	9.7	14	1
10/15	49ers	S	3	103	34.3	60	0
10/28	at Rams	S	2	45	22.5	40t	1
11/04	at Patriots	S	3	101	33.7	51	0
11/11	Dolphins	S	6	44	7.3	11	0
11/15	at Seahawks	S	1	8	8.0	8	0
11/25	at Vikings	S	1	3	3.0	3	0
12/02	Cardinals	S	2	19	9.5	11	0
12/09	Falcons	P	2	19	9.5	14	0
12/16	at Bears	P	1	12	12.0	12	0
12/23	at Jets	P	5	75	15.0	42	0
12/30	Lions	S	3	43	14.3	19	0
2018 TOTALS	16-10		38	581	15.3	60	2

2019 GXG REGULAR SEASON (PACKERS)

DATE	OPPONENT	P/S	RECEIVING				
			NO.	YDS.	AVG.	LG	TD
09/05	at Bears	S	4	52	13.0	47	0
09/15	Vikings	S	3	19	6.3	14	0
09/22	Broncos	S	6	99	16.5	40t	1
09/26	Eagles	S	3	47	15.7	26	0
10/06	at Cowboys	S	1	18	18.0	18	0
10/14	Lions	S	2	48	24.0	46	0
10/20	Raiders	P	2	133	66.5	74t	1
10/27	at Chiefs	S	1	4	4.0	4	0
11/03	at Chargers	S	0	0	0.0	0	0
11/10	Panthers	P	0	0	0.0	0	0
11/24	at 49ers	P	1	7	7.0	7	0
12/01	at Giants	P	0	0	0.0	0	0
12/08	Washington	P	0	0	0.0	0	0
12/15	Bears	S	0	0	0.0	0	0
12/23	at Vikings	P	1	6	6.0	6	0
12/29	at Lions	S	2	19	9.5	11	0
2019 TOTALS	16-10		26	452	17.4	74t	2

2019 GXG POSTSEASON (PACKERS)


01/12	Seahawks	P	1	8	8.0	8	0
01/19	at 49ers	P	0	0	0.0	0	0
2019 TOTALS	2-0		1	8	8.0	8	0

STRENGTH OF SCHEDULE, PACKERS HISTORY

Phil Bengtson, Vince Lombardi's hand-picked replacement, might have dealt with more pressure in 1970 than anyone who has ever coached the Packers. That season, his third and final as Green Bay's head coach, ended at 6-8, with losses in four of his last five games (all on the road). What's more, Bengtson faced the toughest schedule ever thrown at the Packers. The toughest schedules in team history, based on opponent records at the end of that season:

	W	L	Pct	Packers' finish	Notable opponents
1970	113	74	.604	6-8-0, tied for third, division	Super Bowl V-champion Colts (twice), NFC-champion Cowboys
1921	21	14	.600	3-2-1, tied for sixth, league	League-champion Chicago Staleys (9-1-1) in season finale
1933	84	57	.596	5-7-1, third in division	Both NFL title participants (Bears & Giants) twice
1926	79	55	.590	7-3-3, fifth in league	14-1-2 league-champion Frankford Yellow Jackets
1953	82	58	.586	2-9-1, sixth in conference	10-2 NFL-champion Lions (twice), 11-1 Browns
1957	81	63	.563	3-9-0, sixth in conference	Only one team with eventual losing record: 5-7 Bears (twice)
1954	77	60	.562	4-8-0, fifth in conference	9-2-1 conference-champion Lions (twice)
1935	70	57	.551	8-4-0, second in division	9-3 Giants, 7-3-2 NFL-champion Lions (twice)
1975	107	89	.546	4-10-0, tied for third, div.	12-2 Vikings (twice), 12-2 Rams, Super Bowl-champion Steelers
1958	76	64	.543	1-10-1, sixth in conference	NFL-champion Colts (twice); 8-4 Rams (twice)

NOTE - Ties were not figured in opponents' winning percentage from 1921-71.



DRAFT PICKS & FREE AGENTS

21 ERIC STOKES

Ht: 6-0 Wt: 194 Born: March 1, 1999
High School Hometown: Covington, Ga.

Cornerback // Georgia

Drafted: First Round // Overall: 29th

Fifth cornerback selected



CAREER HIGHLIGHTS:

➤ Selected by the Packers in the first round (No. 29 overall) of the 2021 NFL Draft, the first player drafted out of the University of Georgia in the first round in franchise history.

➤ Became the highest-drafted cornerback out of the University of Georgia since Champ Bailey, who was selected in the first round with the No. 4 overall pick by Washington in 1999.

➤ Appeared in 36 games with 25 starts during his three seasons at Georgia, posting 78 tackles (60 solo), a sack, two tackles for a loss, four interceptions, two INT returns for TDs, 26 passes defended and a forced fumble.

➤ Started at CB in all nine regular-season games as a junior in 2020, earning first-team All-Southeastern Conference honors from The Associated Press after finishing tied for No. 2 in the conference and tied for No. 8 in the nation with four INTs.

➤ Was tied for No. 2 in the country in 2020 with two INT returns for TDs, posting a 30-yard TD at Arkansas and a 37-yard TD vs. Florida.

➤ Was named to the preseason watch lists for the Bednarik Award (collegiate defensive player of the year) and the Bronko Nagurski Trophy (nation's top defensive player) in 2020.

➤ Earned second-team AP All-SEC honors as a sophomore in 2019 after leading the Bulldogs with nine passes defended and helping Georgia to a No. 1 national ranking in scoring defense (12.6 ppg).

➤ Appeared in 13 games with three starts as a redshirt freshman in 2018, finishing No. 2 on the team with nine passes defended and adding 20 tackles (16 solo).

➤ Earned Class 4A honorable mention from the Atlanta Journal-Constitution as a senior at Eastside High School (Covington, Ga.) in 2016 after posting 20 tackles, two INTs and five passes defended.

➤ Majored in psychology.

2020: Started all nine regular-season games as a junior, earning first-team All-Southeastern Conference honors from AP after finishing tied for No. 2 in the conference and tied for No. 8 in the nation with four INTs...Earned second-team All-SEC recognition from the league's coaches and first-team honors from *Phil Steele's College Football*... Was tied for No. 2 in the country with two INT returns for TDs and finished with 94 INT return yards (23.5 avg.)... Registered 20 tackles (14 solo), a team-high eight passes defended and three QB hits...Part of a Georgia defense that ranked No. 12 in the nation in total defense (321.0 ypg)... Was named to the preseason watch lists for the Bednarik Award and the Bronko Nagurski Trophy and also was on the preseason watch list for the Wuerffel Trophy, given annually to the player who best combines exemplary community service with athletic and academic achievement...**At Arkansas (Sept. 26):** Posted a solo tackle and his first career INT, picking off QB Feleipe Frok in the third quarter and returning it 30 yards for a TD...**Vs. Tennessee (Oct.**

AT A GLANCE ...

- Started at CB in all nine regular-season games as a junior in 2020, earning first-team All-Southeastern Conference honors from *The Associated Press* after finishing tied for No. 2 in the conference and tied for No. 8 in the nation with four interceptions.
- Was tied for No. 2 in the country in 2020 with two INT returns for TDs, posting a 30-yard TD at Arkansas and a 37-yard TD vs. Florida.
- Was named to the preseason watch lists for the Bednarik Award (collegiate defensive player of the year) and the Bronko Nagurski Trophy (nation's top defensive player) in 2020.
- Earned second-team AP All-SEC honors as a sophomore in 2019 after leading the Bulldogs with nine passes defended and helping Georgia to a No. 1 national ranking in scoring defense (12.6 ppg).
- Selected by the Packers in the first round (No. 29 overall) of the 2021 NFL Draft, the first player drafted out of the University of Georgia in the first round in franchise history.
- Became the highest-drafted cornerback out of the University of Georgia since Champ Bailey, who was selected in the first round with the No. 4 overall pick by Washington in 1999.
- Earned Class 4A honorable mention from the *Atlanta Journal-Constitution* as a senior at Eastside High School (Covington, Ga.) in 2016 after posting 20 tackles, two INTs and five passes defended.

10): Recorded an assisted tackle, an INT and a season-high three passes defended...**At Alabama (Oct. 17):** Registered a season-high four tackles (two solo)...**Vs. Florida (Nov. 7):** Matched his season high with four tackles (all solo) and posted an INT and three passes defended (tied season high). Picked off QB Kyle Trask early in the second quarter, returning the interception 37 yards for a TD to give the Bulldogs a 21-14 lead...**At Missouri (Dec. 12):** Was named the SEC Defensive Player of the Week after posting two tackles (one solo) and an INT that he returned 27 yards.

2019: Appeared in all 14 games with 13 starts as a sophomore, recording a career-high 38 tackles (30 solo), a sack, five QB hits and a team-high nine passes defended...Earned second-team AP All-SEC honors and helped the Bulldogs to a No. 1 national ranking in scoring defense (12.6 ppg) and a No. 3 ranking in overall defense (275.7 ypg)...Helped the Bulldogs allow the fewest points in a season in team history (min. 12 games) with 176 as the defense gave up seven or fewer points in five games on the season...**Vs. Arkansas State (Sept. 14):** Posted three tackles (two solo) and two passes defended...**At Tennessee (Oct. 15):** Registered three tackles, a sack, a forced fumble and three passes defended. Sacked QB Brian Maurer for a 10-yard loss in the fourth quarter, forcing a fumble that LB Tae Crowder recovered and returned 60 yards for a TD...**Vs. South Carolina (Oct. 12):** Recorded six tackles (five solo) and a pass defended...**At Auburn (Nov. 16):** Led the secondary with a career-high seven tackles (six solo).


2018: Played in 13 games with three starts as a redshirt freshman, opening three of the last four contests, and recorded 20 tackles (16 solo), a tackle for a loss and nine passes defended (No. 2 on the team)...Was the co-winner of the Defensive Most Improved Player award, which was given out at the team's postseason awards gala...**Vs. Aus-**

tin Peay (Sept. 1): Made his collegiate debut, recording two tackles (one solo), including a stop of RB Prince Modu for a 3-yard loss on a run early in the third quarter...

At Missouri (Sept. 22): Posted four tackles (all solo) and a season-high three passes defended. In the second quarter, blocked a Corey Fatony punt and recovered it before returning it for an 8-yard TD...**Vs. Massachusetts (Nov. 17):** Made his first collegiate start, opening at LCB and posting three tackles (all solo) and a pass defended...**Vs. Texas (Jan. 1, Sugar Bowl):** Started at LCB and registered a season-high five tackles (four solo) and a pass defended.

HIGH SCHOOL: Earned Class 4A honorable mention from the *Atlanta Journal-Constitution* as a senior at East-side High School (Covington, Ga.) in 2016 after posting 20 tackles, two INTs and five passes defended...Helped lead the Eagles to a 7-3-1 record and an appearance in the 2016 GHSA playoffs...Registered 20 tackles, a tackle for a loss, two INTs and five passes defended...Also racked up 279 yards and two TDs on 41 carries (6.8 avg.) and 16 receptions for 183 yards (11.4 avg.) and three TDs...Added an 84-yard kickoff return...Lettered four years in track, participating in the 100-, 200- and 400-meter events as well as the 4x100 and 4x400.

PERSONAL: Given name Eric Jamane Stokes...Born in Conyers, Ga. ...Visited Camp Sunshine while he was in college, spending time with children battling cancer.



ERIC STOKES' COLLEGE STATISTICS

Year	School	GP	GS	—Tackles—			Sacks		Interceptions			Fumbles			
				Total	UT	AT	No	Yds	No	Yds	LG	TD	PD	FR	FF
2018	Georgia	13	3	20	16	4	0	0	0	0	0	9	0	0	
2019	Georgia	14	13	38	30	8	1	10	0	0	0	0	9	0	
2020	Georgia	9	9	20	14	6	0	0	4	94	37t	2	8	0	
College totals (three years)		.36	25	78	60	18	1	10	4	94	37t	2	26	0	1

Tackles for a loss: 1 in 2018, 1 in 2019; College total: 2.

FIRST-ROUND BREAKDOWNS

By School ...

Minnesota	7	Elon	1
Florida State	5	Georgia	1
Southern California	5	Georgia Tech	1
Iowa	4	Illinois	1
Michigan	4	Kansas	1
Notre Dame	4	Kansas State	1
Michigan State	3	Louisiana State	1
Ohio State	3	Louisville	1
UCLA	3	Marquette	1
Wisconsin	3	Maryland	1
Alabama	2	Mississippi	1
Arizona State	2	Mississippi State	1
Boston College	2	Morris Brown	1
California	2	Nevada	1
Clemson	2	North Carolina	1
Kentucky	2	Oklahoma	1
Miami (Fla.)	2	Oregon State	1
Nebraska	2	Pittsburgh	1
Penn State	2	Richmond	1
Purdue	2	San Francisco	1
San Diego State	2	South Carolina	1
Texas Tech	2	Stanford	1
Arizona	1	Tennessee	1
Arkansas	1	Texas-El Paso	1
Auburn	1	Utah State	1
Baylor	1	Vanderbilt	1
Colorado	1	Villanova	1

By Position ...

Offensive Backs (30)	Linebackers (11)
Quarterback	9
Back	7
Halfback	6
Running Back	5
Fullback	3
Pass Catchers (8)	Defensive Linemen (13)
Wide Receiver	5
Tight End	2
End	1
Offensive Linemen (21)	Kickers (0)
Tackle	13
Guard	5
Center	2
Center/Guard	1

NOTE—The Packers drafted Tom Bettis (1955) as a guard/linebacker; this chart groups him as a LB, where he saw most of his playing time.

Last time first-round pick was ...

1—1959	19—1998
2—1989	20—2002
3—1958	21—2019
4—1987	22—1982
5—2006	23—2010
6—1981	24—2005
7—1988	25—2004
8—1956	26—2020
9—2009	27—2016
10—2001	28—2012
11—1983	29—2021
12—2019	30—2015
13—1964	31—never
14—2000	32—2011
15—1993	
16—2007	
17—never	
18—2018	
QB—2020	DE—2013
RB—1987	DT—2016
FB—1966	LB—2019
WR—2002	CB—2021
TE—2000	SB—2019
G—1994	
T—2011	P—never
C—1967	K—never

71 JOSH MYERS

Ht: 6-5 Wt: 310 Born: July 16, 1998

High School Hometown: **Miamisburg, Ohio**

Center/Guard // Ohio State

Drafted: Second Round // Overall: 62nd

Second center selected



CAREER HIGHLIGHTS:

➤ Selected by the Packers in the second round (No. 62 overall), becoming the 25th player from Ohio State to be picked by the Packers in the NFL Draft and the second center, joining Corey Linsley, who was selected in the fifth round (No. 161 overall) of the 2014 draft.

➤ According to stathead.com, is the seventh-highest drafted center out of Ohio State in terms of overall selection since 1936 (Gomer Jones, No. 15 in 1936 / Billy Price, No. 23 in 2018 / Gordon Appleby, No. 26 in 1945 / Nick Mangold, No. 22 in 2006 / Howard Duncan, No. 42 in 1948 / Kirk Lowdermilk, No. 59 in 1985)

➤ In 2020, was a team captain, was named second-team All-American by Sporting News and first-team All-Big Ten by the coaches, and was a Rimington Trophy finalist, an award given to the nation's best center.

➤ Played on over 900 offensive snaps in his first year as a starter (2019) and was named second-team All-Big Ten by the media and third team by the coaches.

➤ Part of a 2019 line that blocked for J.K. Dobbins, who became Ohio State's first 2,000-yard rusher (2,049), and QB Justin Fields, who was a Heisman Trophy finalist after finishing No. 3 in the nation with 51 total TDs.

➤ Part of a Buckeye offense that ranked No. 8 in the country in rushing (256.9 ypg) in 2020 and No. 5 in the nation in 2019 (266.8 ypg).

➤ Helped the Buckeyes finish in the top five in the nation in 2019 in first downs per game (No. 1 with 28.4), points per game (No. 3 with 46.9) and yards per game (No. 4 with 529.9).

➤ Graduated with a degree in social work.

2020: Started all seven games and served as a team captain...Named second-team All-American by *Sporting News*, first-team All-Big Ten by the coaches and was a Rimington Trophy finalist, an award given to the nation's best center... Was a member of a line that was a semifinalist for the Joe Moore Award, which is given to the top offensive line in college football...Part of a team that scored over 20 points in all seven games, over 35 points in six games and over 40 points in five games...Blocked for an offense that posted over 300 yards rushing in three straight games (Indiana, at Michigan State, Northwestern), its longest such streak since 2013...Part of an offense that ranked No. 7 in the nation in total offense (519.4 ypg), No. 8 in rushing (256.9 ypg) and No. 11 in points per game (41.0)...**Vs. Nebraska (Oct. 24):** Part of a line that supplied time for Fields to complete 20 of 21 passes for 276 yards and two TDs. Fields' 95.2 completion percentage is the highest in a single game in school history by a quarterback with 11-plus attempts...

At Penn State (Oct. 31): Provided blocking for Fields to complete 28 of 34 passes for 318 yards and four TDs and for the OSU offense to record 245 yards rushing and a TD on 45 carries (4.6 avg.)...**Vs. Indiana (Nov. 21):** Part of an offense that produced a 300-yard passer (Fields, 300), a 150-yard rusher (RB Master Teague, 169) and a 150-yard receiver (WR Garrett Wilson (169) in the same

AT A GLANCE ...

- Played in 31 games in three years (2018-20) at Ohio State and started his final 21 contests for the Buckeyes.
- Was a part of teams that only lost one game each season he played (2018-20), won three Big Ten titles with an overall record of 23-1, appeared in back-to-back College Football Playoffs for the first time in school history (2019-20), finished in the top three in the final poll by *The Associated Press* all three years and won a Rose Bowl (2018) and Sugar Bowl (2020).
- In 2020, was a team captain, was named second-team All-American by *Sporting News* and first-team All-Big Ten by the coaches, and was a Rimington Trophy finalist, an award given to the nation's best center.
- Played over 900 offensive snaps in his first year as a starter (2019) and was named second-team All-Big Ten by the media and third team by the coaches.
- Part of a 2019 line that blocked for J.K. Dobbins, who became Ohio State's first 2,000-yard rusher (2,049), and QB Justin Fields, who was a Heisman Trophy finalist after finishing No. 3 in the nation with 51 total TDs.
- Became the 25th player from Ohio State to be picked by the Packers in the NFL Draft and the second center, joining Corey Linsley, who was selected in the fifth round (No. 161 overall) of the 2014 draft.

game for the first time in program history...**At Michigan State (Dec. 5):** Led an offensive line that was missing some players due to COVID-19 rules to clear the way for 369 yards and four TDs on 48 carries (6.7 avg.), including 100-yard rushing days by Fields (120 on 13 att. with two TDs) and RB Trey Sermon (116 on 10 att. with a TD)...**Vs. Northwestern (Big Ten Championship, Dec. 19):** Part of a line that helped Sermon rush for a school-record 331 yards on 29 carries (11.4 avg.) with two TDs. Sermon's 331 yards were the most rushing yards all-time in a conference championship game. Helped OSU capture its fourth consecutive Big Ten title...**Vs. Clemson (Sugar Bowl, College Football Semifinal, Jan. 1):** Blocked for Fields, who completed 22 of 28 passes for 385 yards and a school-record six TDs, and Sermon, who racked up 254 total yards, including 193 on the ground. Sermon's 524 rushing yards in consecutive games broke RB Ezekiel Elliott's two-game school record of 476 rushing yards.

2019: Started all 14 contests, playing on over 900 snaps...Earned second-team All-Big Ten honors from the media and third-team recognition from the coaches...According to sports-reference.com, Ohio State finished with a school-record plus-464 point differential and scored the second-most points in school history (656)...Part of a line that blocked for Dobbins, who became Ohio State's first 2,000-yard rusher (2,049), and Fields, who was a Heisman Trophy finalist after finishing No. 3 in the nation with 51 total TDs...Member of a unit that helped Fields become the first QB in Big Ten history with 40-plus passing TDs (41) and 10-plus rushing TDs (10) in the same season...Part of an offense that scored over 40 points in each of their first five games to tie for the longest streak in a single season for OSU dating back to 1869 (sports-reference.com)...Overall, OSU scored 40-plus points nine times and 50-plus points

six times...Helped the Buckeyes finish in the top 10 in the nation in first downs per game (No. 1 with 28.4), points per game (No. 3 with 46.9), yards per game (No. 4 with 529.9), rushing yards per game (No. 5 with 267.3), yards per play (No. 6 with 7.0) and yards per carry (No. 6 with 5.7)...As a team, the Buckeyes rushed for 200 or more yards in 12 games...**Vs. Miami-Ohio (Sept. 21):** Helped OSU total seven passing TDs, tied for the most by the Buckeyes in a single game, and 11 TDs overall, tied for the fourth most in school history. The 76-5 victory was fueled by a 42-point second quarter...**Vs. Wisconsin (Oct. 26):** Part of an effort to beat the No. 13-ranked Badgers, 38-7, that was led by Dobbins rushing for 163 yards, the most Wisconsin had allowed since giving up 174 to Dobbins in the 2017 Big Ten title game...**Vs. Maryland (Nov. 9):** Part of an offense that registered the third-most first downs in OSU history in a single contest (40) and totaled 73 points. It marked the second 70-plus-point game of the season to tie 1996 for the most 70-plus-point games in a single season (sports-reference.com)...With 705 total yards (322 passing and 383 rushing), the Buckeyes eclipsed the 700-yard mark for the first time since totaling 721 against Oregon State Sept. 1, 2018...**At Michigan (Nov. 30):** Helped the Buckeyes get their eighth win in a row in the rivalry and marked the first time OSU had won four straight games at Michigan Stadium. Blocked for Dobbins, who posted four TDs, tied for the fourth most in a game in school history, and 260 total yards, the most by an Ohio State player in the series history.

2018: Played in 10 games as the backup to All-American Michael Jordan...Part of a team that won the Big Ten and made its 15th appearance in the Rose Bowl, beating Washington, 28-23.

2017: Redshirted as a true freshman...Was one of 10 recruits from the Class of 2017 to enroll in classes at Ohio State in January 2017 and took part in spring drills.

HIGH SCHOOL: Was a first-team Division II all-state pick as a junior and senior by *The Associated Press* and helped Miamisburg (Ohio) High School to a 34-12 four-year record and four state playoff appearances...Named first-team All-Greater Western Ohio Conference four times...The U.S. Army All-American was a unanimous four-star offensive lineman...Committed to Ohio State as a sophomore af-



ter initially receiving a scholarship offer from the Buckeyes as a freshman...Ranked as the No. 1 player in the state and was rated as the No. 3 guard in the nation (Scout), the No. 2 guard by Rivals and the No. 6 guard by ESPN...Overall, listed as the No. 54 player by 247Sports, No. 55 by Rivals and No. 57 by Scout...Was the first offensive lineman to be named player of the year by *JJ Huddle*, an Ohio high school sports publication.

PERSONAL: Given name Joshua David Myers...Born in Dayton, Ohio...His mother, Julie, is in the University of Dayton athletics hall of fame as a basketball player...His father, Brad, was an offensive lineman at the University of Kentucky from 1984-87...His brother, Zach, played on the offensive line at Kentucky from 2012-16.

JOSH MYERS' COLLEGE GAMES PLAYED/STARTED

Year	School	GP	GS
2018	Ohio State	10	0
2019	Ohio State	14	14
2020	Ohio State	7	7
College totals (three years)		31	21

ROOKIES VS. FIRST-YEAR PLAYERS

Rookies are players in their first year of pro football who have not been on another pro football team's roster for any regular-season or postseason games. First-year players are those who have played in other pro sports leagues (Arena Football League, etc.), have participated in previous NFL training camps, or have been on an NFL team's active, inactive or reserve list fewer than six games.

The rule originated when Lawrence McCutcheon, drafted by the Los Angeles Rams in 1972, played only three games his "rookie" season, then rushed for 1,097 yards in 1973. Today, due to McCutcheon and because rosters began expanding around the 1970 NFL-AFL merger (reserve lists formalized, etc.), that year is considered the beginning of the rookie rule. So today, for records purposes, the Packers use 1970 as a separator. From 1921-69, anyone who had yet to play three league games was generally considered a rookie.

8 AMARI RODGERS

Ht: 5-9 Wt: 212 Born: **September 23, 1999**

High School Hometown: **Knoxville, Tenn.**

Wide Receiver // Clemson

Drafted: Third Round // Overall: 85th

13th wide receiver selected



CAREER HIGHLIGHTS:

➤ Selected by the Packers in the third round (No. 85 overall) of the 2021 NFL Draft, just the second WR drafted out of Clemson in franchise history (Gary Barnes, third round in 1962).

➤ Played in 55 games with 37 starts for the Tigers, finishing his career with 181 receptions for 2,144 yards (11.8 avg.) and 15 touchdowns with 46 rushing yards and a TD on six carries (7.7 avg.).

➤ Returned 68 punts for 529 yards (7.8 avg.) and a TD with two kickoff returns for 58 yards (29.0 avg.).

➤ Finished his career at Clemson ranked No. 6 in school history in receptions (181) and No. 12 in receiving yards (2,144) and was a part of a team that earned four straight College Football Playoff berths (2017-20).

➤ Was one of only five players at Clemson from 2000-20 to record a rushing TD, a receiving TD and a TD on a punt return.

➤ Earned first-team All-Atlantic Coast Conference honors as a senior in 2020 after recording career highs in receptions (77), receiving yards (1,020) and receiving TDs (seven).

➤ During the 2020 season, became the first player in school history to register six-plus receptions in seven straight games.

➤ Earned honorable mention All-ACC recognition at both WR and as an all-purpose player as a junior in 2019.

➤ Also received honorable mention All-ACC recognition as a sophomore in 2018 after posting 55 receptions for 575 yards (10.5 avg.) and four TDs along with 39 punt returns for 299 yards (7.7 avg.) and a TD.

➤ Was named Mr. Football at the 4A level in the state of Tennessee in both his junior and senior seasons, finishing his career at Knoxville (Tenn.) Catholic High School with 3,498 receiving yards and 47 TD catches.

➤ Earned his degree in sports communication.

2020: Started all 12 games and earned first-team All-ACC honors from AP and Pro Football Focus after recording career highs in receptions (77), receiving yards (1,020) and receiving TDs (seven)...Posted the eighth-most receptions in a season in school history, while his average of 6.42 receptions per game checked in at No. 5 in school annals...Recorded the 12th 1,000-yard receiving season in school history...**At Wake Forest (Sept. 12):** Led the team with 90 yards on five receptions (18.0 avg.)...**Vs. Virginia (Oct. 3):** Shared Offensive Player of the Game honors after hauling in six receptions for 72 yards (12.0 avg.) and two TDs...**At Georgia Tech (Oct. 17):** Recorded a career-high 161 receiving yards on six receptions (26.8 avg.) with two TDs, earning ACC Receiver of the Week honors. Caught a season-long 83-yard TD pass from QB Trevor Lawrence in the first quarter...**Vs. Syracuse (Oct. 24):** Posted eight catches for 91 yards (11.4 avg.) and completed an 8-yard pass to Lawrence...**At Notre Dame (Nov. 7):** Caught eight passes for 134 yards (16.8 avg.) against the

AT A GLANCE ...

- Finished his career at Clemson ranked No. 6 in school history in receptions (181) and No. 12 in receiving yards (2,144).
- Was one of only five players at Clemson from 2000-20 to record a rushing touchdown, a receiving TD and a TD on a punt return.
- Earned first-team All-Atlantic Coast Conference honors as a senior in 2020 after recording career highs in receptions (77), receiving yards (1,020) and receiving TDs (seven).
- During the 2020 season, became the first player in school history to register six-plus receptions in seven straight games.
- Earned honorable mention All-ACC recognition at both WR and as an all-purpose player as a junior in 2019.
- Was named Mr. Football at the 4A level in the state of Tennessee in both his junior and senior seasons, finishing his career at Knoxville (Tenn.) Catholic High School with 3,498 receiving yards and 47 TD catches.
- His father, Tee Martin, who played quarterback at Tennessee and led the Volunteers to a national title in 1998, is currently the WRs coach for the Baltimore Ravens.

No. 4-ranked Fighting Irish...**Vs. Pittsburgh (Nov. 28):** Posted a career-high 10 receptions for 93 yards (9.3 avg.), becoming the first player in school history to catch six-plus passes in seven straight games...**Vs. Notre Dame (ACC Championship, Dec. 19):** Led all receivers with eight catches for 121 yards (15.1 avg.), highlighted by a 67-yard TD grab...**Vs. Ohio State (Sugar Bowl, Jan. 1):** Was tied for the team lead with eight catches for 54 yards (6.8 avg.).

2019: Appeared in 14 games with 10 starts, earning All-ACC honorable mention at both WR and as an all-purpose player...Posted 30 receptions for 426 yards (14.2 avg.) and four TDs while also rushing twice for 50 yards (25.0 avg.)...Added 18 punt returns for 151 yards (8.4 avg.)...Won the Brandon Streeter Award, named after the former Clemson QB, which is presented to the Clemson student-athlete across all sports who overcomes injury to excel on the field...Tore his ACL in the spring, but returned to action just 166 days later in the second week of the season vs. Texas A&M (Sept. 7)...**At Syracuse (Sept. 14):** Caught four passes for 121 yards (30.3 avg.) and two TDs, including an 87-yard catch-and-run for a score that tied the fourth-longest pass play in school history...**Vs. Florida State (Oct. 12):** Was tied for the team lead with five receptions for 44 yards (8.8 avg.) and scored his first career rushing TD on a 29-yard run...**At Louisville (Oct. 19):** Paced the team with 78 yards on three receptions (26.0 avg.)...**Vs. Wofford (Nov. 2):** Recorded two receptions for 71 yards (35.5 avg.) and a TD...**Vs. Wake Forest (Nov. 16):** Registered a season-long 53-yard punt return.

2018: Started all 15 games and earned All-ACC honorable mention as an all-purpose selection...Ranked No. 2 on the team with 55 receptions for 575 yards (10.5 avg.) and four TDs...Also posted a 7.7-yard average on 39 punt returns with a TD...**Vs. Furman (Sept. 1):** Posted a 43.5-yard average on two punt returns and hauled in a 40-yard pass for the first TD of his career...**At Texas A&M (Sept. 8):**

Led the team with five grabs for 73 yards (14.6 avg.)...
At Georgia Tech (Sept. 22): Posted a season-high six catches for 60 yards (10.0 avg.)...**At Florida State (Oct. 27):** Matched his season high with six catches for a season-best 156 yards (26.0 avg.) and two TDs (58 and 68 yards) as he became the first Clemson player since 1950 to catch two TD passes of 50-plus yards in a road game...
At Boston College (Nov. 10): Posted a 58-yard punt return for a TD and added five catches for 73 yards (14.6 avg.)...**Vs. Notre Dame (Cotton Bowl, Dec. 29):** Tied for the team lead with six catches for 26 yards (4.3 avg.).

2017: Appeared in all 14 games as a true freshman, posting 19 receptions for 123 yards (6.5 avg.)...**Vs. Kent State (Sept. 2):** Tied for the team lead with three receptions for 19 yards (6.3 avg.) in his collegiate debut and added a 7-yard punt return...**Vs. The Citadel (Nov. 18):** Was named the team's co-Special Teams Player of the Game after posting a 36-yard kickoff return and an 8-yard punt return...**Vs. Miami (ACC Championship, Dec. 2):** Hauled in three passes for 11 yards (3.7 avg.).

HIGH SCHOOL: Was named Mr. Football at the 4A level in the state of Tennessee in both his junior and senior seasons, finishing his career at Knoxville (Tenn.) Catholic High School with 3,498 receiving yards and 47 TD catches...Posted 40 receptions for 1,238 yards (40.0 avg.) and 18 TDs as a senior, including 10 catches of 50-plus yards...Registered seven 100-yard receiving games as a senior, including two 200-yard games...Had his best game as a senior on his birthday, posting eight receptions for 251 yards (31.4 avg.) and four TDs (52, 35, 82 and 12 yards)...As a junior, hauled in 61 passes for 1,570 yards (25.7 avg.) and 23 TDs, adding three rushing TDs, two punt-return TDs, two kickoff-return TDs and one INT return for a TD for 31 total TDs on the season...Gained 2,511 all-purpose yards as a junior and added 38 tackles on defense as a cornerback...Posted 25 catches for 407 yards (16.3 avg.) and six TDs as a sophomore, also leading the team with 725 rushing yards and nine TDs on 93 carries (7.8 avg.)...Also



played basketball and ran track for two years, participating in the 100- and 200-meter events as well as the 4x100 and 4x200.

PERSONAL: Given name Amari Jai Rodgers...Born in Knoxville, Tenn. ...His father, Tee Martin, who played QB at Tennessee and led the Volunteers to a national title in 1998, is currently the WRs coach for the Baltimore Ravens...His younger brother, Kaden Martin, is in his senior year of high school and has committed to the University of Miami (Fla.) for baseball...Won the third annual Tim Bourret Award in 2020, given to the player who best represents himself, his teammates and Clemson University in the media.

AMARI RODGERS' COLLEGE STATISTICS

Year	School	RECEIVING						
		GP	GS	No	Yds	Avg	Lg	TD
2017	Clemson	14	0	19	123	6.5	16	0
2018	Clemson	15	15	55	575	10.5	68t	4
2019	Clemson	14	10	30	426	14.2	87t	4
2020	Clemson	12	12	77	1,020	13.2	83t	7
College totals (four years).		55	37	181	2,144	11.8	87t	15

Rushing: 3 for -9 yards in 2017, 1 for 5 yards in 2018, 2 for 50 yards and a TD in 2019; College total: 6 for 46 yards (7.7 avg.) and a TD.

Punt returns: 2 for 15 yards in 2017, 39 for 299 yards and a TD in 2018, 18 for 151 yards in 2019, 9 for 64 yards in 2020; College total: 68 for 529 yards (7.8 avg.) and a TD.

Kickoff returns: 1 for 36 yards in 2017, 1 for 22 yards in 2018; College total: 2 for 58 yards (29.0 avg.).

PACKERS IN THE COLLEGE ALL-STAR GAME

- From 1934-73 and 1975-76, the NFL participated in what was called the College All-Star Game. It kicked off the league's preseason, but it was the most popular game in pro football for many years.
- Chicago's Soldier Field, even when the Bears were playing at Wrigley Field, served as the game's stage for all but two years. Dyche Stadium in Evanston, Ill., was the site in 1943 and '44. An NFL labor dispute forced cancellation of the 1974 game.
- The Packers played in the game eight times and benefited greatly from the exposure, especially in the Curly Lambeau era. When the Packers and All-Stars drew 84,560 for the 1937 game, the Packers had never played before more than 37,000 fans in an NFL regular-season game. They appeared in the game that summer by virtue of winning the 1936 NFL Championship Game, which drew a crowd of 29,545.

- Up until the time he died in 1965, Lambeau said the Packers' victory in the 1940 College All-Star Game was the biggest of his coaching career. "Maybe this sounds funny for me to say, but I believe pro football, all of pro football, turned the corner in that game," Lambeau said shortly before his death. As coach of the Packers, Lambeau won six NFL championships.

PACKERS VS. COLLEGE ALL-STARS (6-2)

(All games at Soldier Field, Chicago)

Year	Result	Attendance
1937	All-Stars 6, Packers 0	84,560
1940	Packers 45, All-Stars 28	84,567
1945	Packers 19, All-Stars 7	92,753
1962	Packers 42, All-Stars 20	65,000
1963	All-Stars 20, Packers 17	65,000
1966	Packers 38, All-Stars 0	72,000
1967	Packers 27, All-Stars 0	70,934
1968	Packers 34, All-Stars 17	69,917

70 ROYCE NEWMAN

Ht: 6-5 Wt: 310 Born: August 17, 1997

High School Hometown: Nashville, Ill.

T/G // Mississippi

Drafted: Fourth Round // Overall: 142nd

Sixth guard selected



CAREER HIGHLIGHTS:

➤ Selected by the Packers in the fourth round (No. 142 overall), becoming the 10th player drafted by the Packers out of Mississippi and the first since T Jeff Miller was chosen in the fourth round (No. 117 overall) of the 1995 NFL Draft.

➤ According to stathead.com, was the fourth-highest draft pick by the Packers out of Ole Miss after Miller, TE Allen Brown (Rd. 3, No. 38 overall in 1965) and DE Tony Bennett (Rd. 1, No. 18 overall in 1990).

➤ Played in 43 games over four seasons, starting the final 22 games over his final two seasons (10 games at right tackle in 2020 and 12 games at left guard in 2019).

➤ As a senior, blocked for an offense that ranked in the top three in the Southeastern Conference in yards per game (No. 1, 555.5), rushing yards per game (No. 1, 210.6), passing yards per attempt (No. 2, 10.3), completion percentage (No. 2, 71.0), rushing TDs (No. 2, 23), points per game (No. 3, 39.2), touchdowns (No. 3, 54), yards per play (No. 3, 6.97), passing TDs (No. 3, 30) and passing yards per game (No. 3, 344.9).

➤ In 2020, was part of a line that tied for No. 4 in the SEC with 19 sacks allowed.

➤ As a junior in 2019, allowed just one sack in 416 pass blocks.

➤ As a sophomore in 2018, appeared in all 12 games on special teams and as a reserve offensive lineman.

➤ Played in nine games as a redshirt freshman in 2017.

➤ Earned first-team all-area honors from the Belleville News-Democrat in both football and basketball, as well as 2A all-state recognition in basketball from the Illinois Football Coaches Association.

➤ Graduated with a degree in criminal justice.

2020: Started all 10 games at RT...Allowed two sacks in 430 pass blocks...Participated in the 2021 Reese's Senior Bowl...Blocked for an offense that ranked in the top three in the SEC in yards per game (No. 1, 555.5), rushing yards per game (No. 1, 210.6), passing yards per attempt (No. 2, 10.3), completion percentage (No. 2, 71.0), rushing TDs (No. 2, 23), points per game (No. 3, 39.2), touchdowns (No. 3, 54), yards per play (No. 3, 6.97), passing TDs (No. 3, 30) and passing yards per game (No. 3, 344.9)...**Vs. Florida (Sept. 26):** Finished with the best run-blocking grade among Ole Miss linemen. Blocked for an offense that tallied 613 total yards, marking the first time since 1969 (vs. Alabama) that the Rebels had over 600 yards of total offense and 400-plus yards passing vs. an SEC opponent...**Vs. Alabama (Oct. 10):** Was the highest-rated run blocker on the offensive line and helped the offense record 647 yards, the most a Crimson Tide defense has ever given up...**At Arkansas (Oct. 17):** Finished as the team's highest-graded run blocker (77.4)...**Vs. Auburn (Oct. 24):** Started at RT and blocked for a rushing attack that totaled 283 yards...**Vs. South Carolina (Nov. 14):** Blocked for an offense that totaled 708 total yards, the third most in school history and the most in an SEC contest...**At**

AT A GLANCE ...

- Played in 43 games over four seasons at Mississippi, starting the final 22 games in his last two seasons.
- Started all 10 games at right tackle in 2020 and helped Mississippi reach the Outback Bowl, its first bowl appearance since the 2015 season.
- In 2019, started all 12 games at left guard and allowed just one sack in 416 pass blocks.
- Appeared in 21 games as a reserve offensive lineman in his first two seasons (2017-18).
- Earned first-team all-area honors from the Belleville News Democrat in both football and basketball, as well as 2A all state recognition in basketball from the Illinois Football Coaches Association.

LSU (Dec. 19): Played all 77 offensive snaps and blocked for a rushing attack that registered a season-high 307 yards...**Vs. Indiana (Jan. 2):** Took part in all 81 snaps in the bowl victory over the Hoosiers and graded out as the Rebels' second-best offensive lineman (78.0). Helped block for an offense that threw for 346 yards and two TDs against an Indiana team that was leading the FBS in interceptions coming into the game.

2019: Started all 12 games at LG, allowing just one sack in 416 pass blocks...Graded above 80 percent in pass blocking in four games...Played a total of 895 snaps, with 768 coming at LG and 141 at RG...Blocked for RB Jerrion Ealy, who rushed for 722 yards, the second-most rushing yards by an Ole Miss freshman, as well as six rushing TDs and eight total TDs, which both ranked second by a freshman in school history...**At Memphis (Aug. 31):** Made first career start at LG and did not allow a sack or QB hit on 53 snaps...**Vs. Arkansas (Sept. 7):** Played 81 snaps and did not allow a sack, helping the Rebel offense record 483 yards in the 31-17 win...**Vs. Southeastern Louisiana (Sept. 14):** Graded out at 72 percent while not allowing a sack or QB pressure and did not miss an assignment in the 40-29 win...**Vs. California (Sept. 21):** Did not allow a sack over 86 snaps...**At Alabama (Sept. 28):** Tied for team lead with 91 snaps, while not allowing a sack or QB hit...**Vs. Vanderbilt (Oct. 5):** Did not allow a sack or QB pressure on 59 snaps in a 31-6 win...**At Missouri (Oct. 12):** Allowed zero sacks, hits or hurries on 80 offensive snaps...**Vs. Texas A&M (Oct. 19):** Did not give up a sack or hurry on 79 snaps...**At Auburn (Nov. 2):** Allowed zero sacks or QB hits...**Vs. New Mexico State (Nov. 9):** Graded out at 72.2 percent on 61 snaps while not allowing a QB hit, pressure, sack or hurry. Helped Ole Miss record the fifth-most rushing yards in school history (447) and most since 1962...**Vs. LSU (Nov. 16):** Did not allow a sack or QB hit on a team-high 74 snaps and registered his first career tackle...**At Mississippi State (Nov. 28):** Tallied a team-high 79 snaps and did not surrender a QB hit or sack.

2018: Appeared in all 12 games on special teams and as a reserve offensive lineman...Named to the Athletic Director's Honor Roll for the fall...**Vs. Southern Illinois (Sept. 8):** Helped the Rebels put up 76 points (No. 5 in school history), 629 total yards (No. 6 in school history) and 470

passing yards (No. 2 in school history)...**Vs. Kent State (Sept. 22):** Played as a reserve offensive lineman, helping block for QB Jordan Ta'amu, who posted 442 passing yards (No. 4 in school history)...**Vs. Louisiana-Monroe (Oct. 6):** Played 19 snaps off the bench and helped block for an Ole Miss offense that set school records in both total offense (826 yards) and passing yards (517). The 826 total yards were the second-most ever by an SEC team.

2017: Played in nine games as a redshirt freshman...**Vs. South Alabama (Sept. 2):** Made his college debut in the season opener.

2016: Redshirted.

HIGH SCHOOL: Helped Nashville (Ill.) High School to the semifinals of the 2A state playoffs...Earned first-team all-area honors from the *Belleville News-Democrat* in both football and basketball, as well as 2A all-state recognition in basketball from the Illinois Football Coaches Association...Played offensive tackle, tight end and defensive end in football and power forward in basketball...Rated a four-star prospect by Scout and 247Sports and ranked among the top 250 national recruits by both outlets...Tabbed the 14th-best offensive tackle in the nation by Scout and 24th-best by 247Sports.

PERSONAL: Given name Royce Dalton Newman... Born in Breese, Ill. ...His brother, Travis, played on the offensive line at Division II McKendree University from 2012-15 and his sister, Mackenzie, played volleyball at Rend Lake College.



ROYCE NEWMAN'S COLLEGE GAMES PLAYED/STARTED

Year	School	GP	GS
2017	Mississippi	9	0
2018	Mississippi	12	0
2019	Mississippi	12	12
2020	Mississippi	10	10
College totals (four years)		43	22

THE BONUS CHOICE, 1947-58

1947	Chicago Bears	Bob Fenimore, Oklahoma A&M	HB
1948	Washington	Harry Gilmer, Alabama	QB
1949	Philadelphia	Chuck Bednarik, Pennsylvania	C
1950	Detroit	Leon Hart, Notre Dame	E
1951	New York Giants	Kyle Rote, Southern Methodist	HB
1952	Los Angeles Rams	Bill Wade, Vanderbilt	QB
1953	San Francisco	Harry Babcock, Georgia	E
1954	Cleveland Browns	Bobby Garrett, Stanford	QB
1955	Baltimore Colts	George Shaw, Oregon	QB
1956	Pittsburgh	Gary Glick, Colorado A&M	DB
1957	Green Bay	Paul Hornung, Notre Dame	HB
1958	Chicago Cardinals	King Hill, Rice	QB

Each NFL club from 1947-58 received by 1947-58 received by random draw one "bonus choice," the No. 1 overall selection in the draft. That team then forfeited its last-round choice and was eliminated from future draws. In 1957, Green Bay used its bonus pick to select "Golden Boy" Paul Hornung.



93 T.J. SLATON

Ht: 6-4 Wt: 330 Born: **October 3, 1997**

High School Hometown: **Plantation, Fla.**

Defensive Lineman // Florida

Drafted: Fifth Round (a) // Overall: 173rd

Eighth defensive tackle selected



CAREER HIGHLIGHTS:

► Selected by the Packers as the first of two picks in the fifth round (No. 173 overall) of the 2021 NFL Draft, the first defensive lineman drafted out of the University of Florida in franchise history.

► Played in 45 games with 14 starts in four seasons with the Gators (2017-20), recording 98 tackles (34 solo), 3½ sacks, 10 tackles for a loss, nine QB hurries, a pass defended and a fumble recovery.

► Started all 12 games at defensive tackle for the Gators in 2020, recording a career-high 37 tackles (13 solo), 3½ tackles for a loss, 1½ sacks and five QB hurries.

► Appeared in 12 contests as a junior in 2019, posting 29 tackles (12 solo) and career highs in tackles for a loss (four) and sacks (two).

► Helped the Gators rank No. 8 in the country in run defense (102.8 ypg) and No. 12 in yards allowed per carry (3.19) in '19.

► Played in 10 games with two starts as a sophomore in 2018, recording 21 tackles (four solo), a tackle for a loss and a fumble recovery.

► Appeared in all 11 games as a true freshman in 2017, finishing with 11 tackles (five solo) and 1½ tackles for a loss.

► Was selected to the 2017 U.S. Army All-American Bowl as an offensive lineman following his senior season at American Heritage School (Plantation, Fla.), where he was coached by former NFL cornerback Patrick Surtain Sr.

► Earned first-team all-county recognition at right tackle as a senior in 2016 and helped the Patriots win FHSAA 5A state titles in 2014 and 2016.

► Majored in African-American studies.

2020: Started all 12 games at DT, recording a career-high 37 tackles (13 solo), 3½ tackles for a loss, 1½ sacks and five QB hurries...**At Mississippi (Sept. 26):** Registered two tackles (both assisted), a half-sack and a QB hurry...**At Texas A&M (Oct. 10):** Posted three tackles (one solo), a tackle for a loss and a QB hurry. Midway through the fourth quarter, stopped RB Isaiah Spiller for a 1-yard loss...**Vs. Missouri (Oct. 31):** Recorded four tackles (two solo) and a sack, bringing down QB Connor Bazelak for a 7-yard loss...**Vs. Georgia (Nov. 7):** Racked up five tackles (two solo) and a QB hurry...**Vs. Kentucky (Nov. 28):** Finished with a career-high seven tackles (one solo) and a shared tackle for a loss...**Vs. LSU (Dec. 12):** Posted six tackles (two solo), a half-tackle for a loss and a QB hurry.

2019: Appeared in 12 contests and finished with 29 tackles (12 solo), a career-high four tackles for a loss, a career-best two sacks, three QB hurries and a pass defended... Helped the Gators rank No. 8 in the country in run defense (102.8 ypg) and No. 12 in yards allowed per carry (3.19)...**Vs. UT-Martin (Sept. 7):** Registered four tackles (one solo), a tackle for a loss and a half-sack...**Vs. Georgia (Nov. 2):** Posted a season-high six tackles (two solo) and a half-tackle for a loss...**Vs. Vanderbilt (Nov. 9):** Matched

AT A GLANCE ...

- Played in 45 games with 14 starts in four seasons at Florida (2017-20), recording 98 tackles (34 solo), 3½ sacks, 10 tackles for a loss, nine QB hurries, a pass defended and a fumble recovery.
- Started all 12 games at defensive tackle for the Gators in 2020, recording a career-high 37 tackles (13 solo), 3½ tackles for a loss, 1½ sacks and five QB hurries.
- Appeared in 12 contests as a junior in 2019, posting 29 tackles (12 solo) and career highs in tackles for a loss (four) and sacks (two).
- Selected by the Packers in the fifth round (No. 173 overall) of the 2021 NFL Draft, the first defensive lineman drafted out of the University of Florida in franchise history.
- Was selected to the 2017 U.S. Army All-American Bowl as an offensive lineman following his senior season at American Heritage School (Plantation, Fla.), where he was coached by former NFL cornerback Patrick Surtain Sr.
- Earned first-team all-county recognition at right tackle as a senior in 2016 and helped the Patriots win FHSAA 5A state titles in 2014 and 2016.

his season high with six tackles (two solo)...**At Missouri (Nov. 16):** Recorded four tackles (all solo) and a sack, bringing down QB Kelly Bryant for an 8-yard loss late in the third quarter...**Vs. Florida State (Nov. 30):** Posted two tackles (both assisted), sharing a 5-yard sack of QB James Blackman in the fourth quarter.

2018: Played in 10 games with two starts (Charleston Southern, Kentucky) and posted 21 tackles (four solo), a tackle for a loss and a fumble recovery...**Vs. Charleston Southern (Sept. 1):** Made his first career start and posted two tackles (both assisted) and a fumble recovery. On the opening drive of the second half, recovered a fumble by QB London Johnson at the CSU 36 and returned it 22 yards to set up a Florida field goal...**Vs. Kentucky (Sept. 8):** Started for the second straight week and registered a season-high five tackles (all assisted) and a shared tackle for a loss...**At Tennessee (Sept. 22):** Matched his season high with five tackles (three solo).

2017: Appeared in all 11 games and registered 11 tackles (five solo), 1½ tackles for a loss and a QB hurry...**Vs. Michigan (Sept. 2):** Made his collegiate debut and registered a solo tackle...**Vs. Tennessee (Sept. 16):** Late in the third quarter, helped bring down RB John Kelly for a 1-yard loss on a run up the middle...**Vs. Vanderbilt (Sept. 30):** Recorded two tackles (both solo), including a stop of RB Ralph Webb for a 2-yard loss on a run.

HIGH SCHOOL: Was selected to the 2017 U.S. Army All-American Bowl as an offensive lineman following his senior season at American Heritage School (Plantation, Fla.), where he was coached by former NFL cornerback Patrick Surtain Sr. ...Earned first-team all-county recognition at right tackle as a senior in 2016...Also saw time at nose guard on defense...Helped the Patriots win FHSAA 5A state titles in 2014 and 2016...Was rated a four-star prospect on the offensive line in 247Sports' composite rankings... Was a teammate of CB Patrick Surtain Jr., a first-round pick

by the Denver Broncos in 2021, and CB Tyson Campbell, a second-round selection of the Jacksonville Jaguars in 2021...Also lettered four years in basketball.

PERSONAL: Given name Tedarrell Anthony Slaton Jr. ...Nickname is "T.J."...Born in Fort Lauderdale, Fla. ... His brother, Drake LaMont, played basketball at Western Michigan from 2014-18 and was a two-time team captain... While he was at the University of Florida, visited elementary schools to speak to students in Gainesville, Fla.



T.J. SLATON'S COLLEGE STATISTICS

Year	School	—Tackles—					Sacks		Interceptions					Fumbles	
		GP	GS	Total	UT	AT	No	Yds	No	Yds	LG	TD	PD	FR	FF
2017	Florida	.11	0	11	5	6	0	0	0	0	0	0	0	0	0
2018	Florida	.10	2	21	4	17	0	0	0	0	0	0	0	1	0
2019	Florida	.12	0	29	12	17	2	14	0	0	0	0	1	0	0
2020	Florida	.12	12	37	13	24	1½	10	0	0	0	0	0	0	0
College totals (four years)		.45	14	98	34	64	3½	24	0	0	0	0	1	1	0

Tackles for a loss: 1½ in 2017, 1 in 2018, 4 in 2019, 3½ in 2020; College total: 10.

MOST PACKERS SELECTIONS, SEVEN-ROUND ERA (1994-2021)

No	Year	Compensatory Selections	Notable selections
13	2000	4	TE Bubba Franks (1), T Chad Clifton (2), LB Na'il Diggs (4a), DE Kabeer Gbaja-Biamila (5a), T Mark Tauscher (7a)
12	1999	4	CB Mike McKenzie (3a), DT Cletidus Hunt (3b), WR Donald Driver (7b)
11	2006	2	LB A.J. Hawk (1), G Daryn Colledge (2a), WR Greg Jennings (2b)
	2005	0	QB Aaron Rodgers (1), S Nick Collins (2a), LB Brady Poppinga (4b)
	2007	1	WR James Jones (3a), LB Desmond Bishop (6b), K Mason Crosby (6c)
10	2013	1	DE Datone Jones (1), RB Eddie Lacy (2), T David Bakhtiari (4a), T JC Tretter (4b), RB Johnathan Franklin (4c)
	2018	4	CB Jaire Alexander (1), CB Josh Jackson (2), LB Oren Burks (3), P JK Scott (5b), WR Marquez Valdes-Scantling (5c), WR Equanimeous St. Brown (6), LS Hunter Bradley (7b)
10	1995	0	CB Craig Newsome (1), FB William Henderson (3b), LB Brian Williams (3c), WR Antonio Freeman (3d), G Adam Timmerman (7)
	2011	1	T Derek Sherrod (1), WR Randall Cobb (2), RB Alex Green (3)
	2017	1	CB Kevin King (2a), RB Jamaal Williams (4b), RB Aaron Jones (5b)

Brian Gutekunst drafts in bold

22 SHEMAR JEAN-CHARLES

Ht: 5-10 Wt: 184 Born: June 20, 1998

High School Hometown: Miramar, Fla.

Cornerback // Appalachian State

Drafted: Fifth Round (b) // Overall: 178th

28th cornerback selected



CAREER HIGHLIGHTS:

➤ Selected by the Packers as the second of two picks in the fifth round (No. 178 overall), becoming the second player out of Appalachian State (LB D.J. Smith, sixth round, 2011) drafted by Green Bay.

➤ According to stathead.com, became the highest-drafted defensive back out of Appalachian State since Mark McGree was taken in the fifth round (No. 156 overall) by the Seattle Seahawks in 2011.

➤ In four years as an active player (2017-20), helped Appalachian State go 42-10 with four bowl wins and three Sun Belt Conference championships.

➤ Played in 50 games with 25 starts, registering 97 tackles (62 solo), 33 passes defended, two interceptions and two forced fumbles.

➤ After leading the nation with 17 passes defended in 2020, was named a first-team All-American by the Walter Camp Football Foundation, second-team All-American by Sporting News and PFF College, and third-team All-American by Phil Steele's College Football.

➤ As a senior, also earned first-team All-Sun Belt honors, was named PFF's Sun Belt Player of the Year and was a semifinalist for the Bednarik Award (nation's top defender) and the Thorpe Award (nation's top defensive back).

➤ Named the No. 3 breakout player in 2020 by ESPN (behind BYU QB Zach Wilson and Alabama QB Mac Jones) and according to PFF, ranked as the 16th-best player in all of college football.

➤ Was invited to the NFLPA Collegiate Bowl and FBS All Americans Tropical Bowl, where he intercepted a pass.

➤ Appeared in all 14 games with 13 starts at cornerback in 2019 and was named third-team All-Sun Belt from PFF College after setting career highs in tackles (45) and solo tackles (30) as well as registering his first career INT and forced fumble.

➤ Graduated with a degree in business marketing and business management.

2020: Started all 12 games at CB and led the nation with 17 passes defended...Also registered 37 tackles (24 solo), a forced fumble and an INT...Named a first-team All-American by Walter Camp Football Foundation, second-team All-American by Sporting News and PFF College, and third-team All-American by Phil Steele's College Football...Earned first-team All-Sun Belt honors, was named PFF's Sun Belt Player of the Year and was a semifinalist for the Bednarik Award (nation's top defender) and the Thorpe Award (nation's top defensive back)...Named ESPN's No. 3 breakout player in 2020 (behind Wilson and Jones)...According to PFF, recorded a higher forced-incompletion rate (34.6%) than catch rate allowed (32.7%)...Targeted 35 times in single coverage and allowed only five catches while forcing 18 incompletions, according to PFF...Part of the only FBS team that allowed its opponents to complete less than 50 percent of its passes (47.9 percent)...**Vs. Charlotte (Sept. 12):** Named PFF College's national De-

AT A GLANCE ...

- Last name is pronounced john charles.
- Named a first team All-American by the Walter Camp Football Foundation, second-team All-American by Sporting News and PFF College and third-team All-American by Phil Steele's College Football after leading the nation with 17 passes defended in 2020.
- Also earned first-team All-Sun Belt honors, was named PFF's Sun Belt Player of the Year and was a semifinalist for the Bednarik Award (nation's top defender) and the Thorpe Award (nation's top defensive back) as a senior.
- Appeared in all 14 games with 13 starts at cornerback in 2019 and was named third team All Sun Belt by PFF College.
- Saw action in 24 games over his first two seasons (2017-18), contributing on special teams and as the third cornerback.
- Named second team All Broward County by the Miami Herald as a senior at Miramar (Fla.) High School and was selected to represent Broward County in the 2015 Dade vs. Broward all star game.

fensive MVP of the Week after recording a career-high four passes defended, tying his career high with eight tackles (five solo) and forcing a fumble...**At Texas State (Nov. 7):** Registered four tackles (two solo) and a tackle for a loss, and intercepted a QB Tyler Vitt pass at the Appalachian State 9-yard line on fourth-and-five in the third quarter. The ensuing drive resulted in a TD to give the Mountaineers a 31-10 lead early in the fourth quarter.

2019: Appeared in all 14 games and made 13 starts at CB...Named third-team All-Sun Belt by PFF College...Tied for No. 8 on the team with a career-high 45 tackles (30 solo) and was No. 2 on the team with 10 passes defended (tied for No. 10 in the Sun Belt Conference) while also recording a forced fumble, an INT and a tackle for a loss...Opened the season with three-plus tackles in six of the first seven contests...Tallied multiple passes defended in three games...**Vs. East Tennessee State (Aug. 31):** Posted four tackles (three solo) and forced his first career fumble in the season-opening win...**Vs. Coastal Carolina (Sept. 28):** Tallied three tackles (two solo) and two passes defended...**At Louisiana (Oct. 9):** Did not start, but played starter's snaps in the 17-7 win, recording three tackles (two solo) and a pass defended...**At South Carolina (Nov. 9):** Recorded seven tackles (second most on the season) and two passes defended...**At Georgia State (Nov. 16):** Finished with a solo tackle and a season-best three passes defended. Received a coverage grade of 79.0 from PFF College, which had him allowing just four completions on 17 passes on targets of 20-plus yards (with one INT and four incompletions forced)...**Vs. Louisiana (Sun Belt Championship, Dec. 7):** Set career highs in tackles (eight) and solo tackles (seven)...**Vs. University of Alabama-Birmingham (R-L Carriers New Orleans Bowl, Dec. 21):** Registered four tackles (two solo) and his first career INT, picking off a deep throw at the Appalachian State 20-yard line, and returned the ball 11 yards.

2018: Appeared in 11 games, contributing on special teams and as the third CB...Totaled five tackles (three solo)

and four passes defended...**At Penn State (Sept. 1):** Accounted for a solo tackle as well as a pass defended in the overtime loss to the No. 10-ranked team in the country...**Vs. Gardner-Webb (Sept. 22):** Registered a season-high two passes defended in the 72-7 victory.

2017: Played in 13 games, appearing as the team's third CB in nickel situations...Finished the season with 10 tackles (five solo) and two passes defended.

2016: Redshirted.

HIGH SCHOOL: Named second-team All-Broward County by the *Miami Herald* as a senior at Miramar (Fla.) High School...Selected to represent Broward County in the 2015 Dade vs. Broward all-star game...Rated a two-star prospect by Rivals.com, Scout.com and 247Sports.

PERSONAL: Given name Shemar Samson Jean-Charles...Last name is pronounced john charles...Born in Miami, Fla. ...Was part of the App State Black Student Athletes Association and the Unity Council.



SHEMAR JEAN-CHARLES' COLLEGE STATISTICS

Year	School	—Tackles—					Sacks		Interceptions					Fumbles	
		GP	GS	Total	UT	AT	No	Yds	No	Yds	LG	TD	PD	FR	FF
2017	Appalachian State	.13	0	10	5	5	0	0	0	0	0	0	2	0	0
2018	Appalachian State	.11	0	5	3	2	0	0	0	0	0	4	0	0	
2019	Appalachian State	.14	13	45	30	15	0	0	1	11	11	0	10	0	1
2020	Appalachian State	.12	12	37	24	13	0	0	1	0	0	0	17	0	1
College totals (four years)		.50	25	97	62	35	0	0	2	11	11	0	33	0	2

Tackles for a loss: 1 in 2020.

ALL-TIME PACKERS COMPENSATORY SELECTIONS (47)

Year	Rd	Player, Pos., School	Overall	Year	Rd	Player, Pos., School	Overall
1994	3	LeSHON JOHNSON, RB, Northern Illinois (from San Francisco 49ers)	84	2004	7	SCOTT WELLS, C, Tennessee	251
1994	6d	PAUL DUCKWORTH, LB, Connecticut (from San Francisco 49ers)	190	2006	5b	TONY MOLL, T, Nevada	165
1996	3b	TYRONE WILLIAMS, CB, Nebraska	93	2006	7	DAVE TOLLEFSON, DE, Northwest Missouri St.	253
1996	6	MARCO RIVERA, G, Penn State	208	2007	7b	CLARK HARRIS, TE, Rutgers	243
1996	7b	KEITH MCKENZIE, LB, Ball State	252	2008	4b	JOSH SITTON, G, Central Florida	135
1997	7c	RONNIE McADA, QB, Army	240	2010	5b	MARSHALL NEWHOUSE, G/T, TCU	169
1998	6b	MATT HASSELBECK, QB, Boston College	187	2011	4	DAVON HOUSE, CB, New Mexico State	131
1999	3b	CLETIDUS HUNT, DT, Kentucky State	94	2012	4a	MIKE DANIELS, DT, Iowa	132
1999	4a	AARON BROOKS, QB, Virginia	131	2012	4b	JERRON McMILLIAN, S, Maine	133
1999	4b	JOSH BIDWELL, P, Oregon	133	2012	7a	ANDREW DATKO, T, Florida State	241
1999	6b	SCOTT CURRY, T, Montana	203	2012	7b	B.J. COLEMAN, QB, UT-Chattanooga	242
2000	4c	GARY BERRY, S, Ohio State	126	2013	5b	JOSH BOYD, DE, Mississippi State	167
2000	7c	CHARLES LEE, WR, Central Florida	242	2014	3b	RICHARD RODGERS, TE, California	98
2000	7d	EUGENE McCASLIN, LB, Florida	249	2014	5b	JARED ABBEDERIS, WR, Wisconsin	176
2000	7e	RONDELL MEALEY, RB, Louisiana State	252	2015	6b	CHRISTIAN RINGO, DT, Louisiana-Lafayette	210
2001	6	DAVID MARTIN, TE, Tennessee	198	2015	6c	KENNARD BACKMAN, TE, Alabama-Birmingham	213
2002	4	NAJEH DAVENPORT, FB, Miami (Fla.)	135	2016	4a	BLAKE MARTINEZ, LB, Stanford	131
2003	6	BRENNAN CURTIN, T, Notre Dame	212	2016	4b	DEAN LOWRY, DE, Northwestern	137
2003	7b	DeANDREW RUBIN, WR/KR, South Florida	253	2017	5b	AARON JONES, RB, Texas-El Paso	182
2003	7c	CARL FORD, WR, Toledo	256	2018	4	J'MON MOORE, WR, Missouri	133
2003	7d	STEVE JOSUE, LB, Carson-Newman	257	2018	5b	JK SCOTT, P, Alabama	172
				2018	5c	MARQUEZ VALDES-SCANTLING, WR, South Florida	174
				2018	6	EQUANIMIOUS ST. BROWN, WR, Notre Dame	207
				2021	4	ROYCE NEWMAN, T/G, Mississippi	142
				2021	5b	SHEMAR JEAN-CHARLES, CB, Appalachian State	178
				2021	6b	ISAIAH McDUFFIE, LB, Boston College	220

NOTE — The NFL actually has awarded the Packers only 45 such choices, but the team obtained two from San Francisco in 1994, when compensatory could be traded. Starting in 2017, compensatory picks were once again be allowed to be traded.

78 COLE VAN LANEN

Ht: 6-4 Wt: 305 Born: April 23, 1998

High School Hometown: Green Bay, Wis.

Tackle/Guard // Wisconsin

Drafted: Sixth Round (a) // Overall: 214th

11th guard selected



CAREER HIGHLIGHTS:

➤ Selected by the Packers with the first of two picks in the sixth round (No. 214 overall) of the 2021 NFL Draft, the first offensive lineman to be drafted by Green Bay out of the University of Wisconsin since G Bill Ferrario (fourth round) in 2001.

➤ Played in 45 games with 19 starts at left tackle in his four seasons with the Badgers, with 18 of those starts coming over his final two seasons.

➤ Earned first-team All-Big Ten honors from the conference's coaches and second-team recognition from the media as a senior in 2020.

➤ Helped the Badgers rank in the top 15 in the country in rushing in both 2018 (273.4 ypg, No. 6) and 2019 (233.1 ypg, No. 15) as RB Jonathan Taylor posted back-to-back 2,000-yard rushing seasons.

➤ Started all 13 games at LT as a junior in 2019, earning second-team All-Big Ten recognition from the coaches and media and second-team All-America honors from CBS Sports.

➤ Appeared in all 13 games with one start as a sophomore in 2018, blocking for Taylor as he led the nation with 2,194 rushing yards on his way to earning the Doak Walker Award.

➤ Earned first-team all-state honors from The Associated Press as a junior and as a senior at Bay Port High School (Green Bay, Wis.) and was also named the Fox River Classic Conference Offensive Lineman of the Year in both of those seasons.

➤ Was invited to play in the 2016 U.S. Army All-American Bowl, just the second player from the Green Bay metro area to compete in the event to that point.

➤ Won a state title in the shot put as a senior at the Wisconsin Division 1 state meet in 2016, swept the discus and shot-put titles at the state meet as a junior in 2015 and finished as the state runner-up in both as a sophomore in 2014.

➤ Earned his degree in personal finance.

2020: Started all five games he appeared in at LT, missing the final two contests due to injury...Earned first-team All-Big Ten honors from the league's coaches and second-team recognition from the media...Helped the Badgers rank No. 3 in the nation and No. 1 among Power Five teams in Pro Football Focus' pass-blocking rating (95.0)...**Vs. Illinois (Oct. 23):** Helped protect QB Graham Mertz as he connected on 20 of 21 passes for 248 yards and five TDs with no INTs in the season-opening 45-7 win...**At Michigan (Nov. 14):** Helped the Badgers rack up 468 yards of total offense, including a season-high 341 rushing yards and five TDs on 51 carries (6.7 avg.) as they featured four players with 65-plus rushing yards.

2019: Started at LT in all 13 games he appeared in, earning second-team All-Big Ten honors from the coaches and media and second-team All-America recognition from CBS Sports...Helped the Badgers rank No. 15 in the nation in rushing offense (233.1 ypg) and No. 12 in yards per carry (5.33)...Helped clear the way for Taylor as he racked up

AT A GLANCE ...

- Played in 45 games with 19 starts at left tackle in his four seasons with the Badgers, with 18 of those starts coming over his final two seasons.
- Earned first-team All-Big Ten honors from the conference's coaches and second-team recognition from the media as a senior in 2020.
- Helped the Badgers rank in the top 15 in the country in rushing in both 2018 (273.4 ypg, No. 6) and 2019 (233.1 ypg, No. 15) as RB Jonathan Taylor posted back-to-back 2,000-yard rushing seasons.
- Received second-team All-Big Ten recognition from the coaches and media as a junior in 2019 and earned second-team All-America honors from CBS Sports.
- Became the first offensive lineman to be drafted by the Packers out of the University of Wisconsin since G Bill Ferrario (fourth round) in 2001.
- Earned first-team all-state honors from *The Associated Press* as a junior and as a senior at Bay Port High School (Green Bay, Wis.) and was also named the Fox River Classic Conference Offensive Lineman of the Year in both of those seasons.

2,003 rushing yards (tied for No. 3 in the country) and 21 rushing TDs (tied for No. 3) on 320 carries (6.3 avg.)...Part of a line that gave up only 20 sacks in 14 games...**Vs. Michigan (Sept. 21):** Blocked for Taylor as he posted 203 yards and two TDs on 23 carries (8.8 avg.) as the Badgers posted 359 yards and five TDs on 57 carries (6.3 avg.)...**Vs. Kent State (Oct. 5):** Helped clear the way for the Badgers' 348 rushing yards and five TDs on 55 attempts (6.3 avg.), including 186 yards and four scores from Taylor on 19 carries (9.8 avg.)...**Vs. Iowa (Nov. 9):** Part of a line that blocked for Taylor as he posted a season-high 250 rushing yards on 31 carries (8.1 avg.)...**Vs. Purdue (Nov. 23):** Helped clear the way for Taylor's third straight 200-yard effort as he registered 222 yards and a TD on 28 carries (7.9 avg.) and the Badgers racked up 403 rushing yards on 55 attempts (7.3 avg.).

2018: Appeared in all 13 games with one start, helping the Badgers rank No. 6 in the country in rushing offense (273.4 ypg) and No. 4 in yards per carry (6.22)...Blocked for Taylor, who led the nation in rushing with 2,194 yards...Part of a line that cleared the way for Taylor to rush for 100-plus yards in 12 of 13 games, including five games with 200-plus rushing yards and one with 300-plus yards...**Vs. New Mexico (Sept. 8):** Made his first career start for the Badgers, opening at LT and helping to clear the way for Taylor to rush for 253 yards and three TDs on 33 carries (7.7 avg.) as Wisconsin finished with 417 yards rushing on 59 attempts (7.1 avg.).

2017: Played in all 14 games as a redshirt freshman...**Vs. Utah State (Sept. 1):** Made his collegiate debut.

HIGH SCHOOL: Earned first-team all-state honors from AP as a junior and as a senior at Bay Port High School (Green Bay, Wis.) and was also named the Fox River Classic Conference Offensive Lineman of the Year in both of those seasons...Earned first-team all-conference recogni-

tion as a junior and senior and second-team honors as a sophomore...Was named team captain and team MVP as a senior...Was invited to play in the 2016 U.S. Army All-American Bowl, just the second player from the Green Bay metro area to compete in the event to that point...Won a state title in the shot put as a senior at the Wisconsin Division 1 state meet in 2016, swept the discus and shot-put titles at the state meet as a junior in 2015 and finished as the state runner-up in both as a sophomore in 2014.

PERSONAL: Given name Cole Thomas Van Lanen... Born in Green Bay, Wis. ...Father, Thomas, won the Wisconsin Division 2 state titles in discus and shot put for West De Pere (Wis.) High School in 1994...Did an internship with New York Life in the summer of 2019...Visited food pantries and senior-living homes while he was in college.



COLE VAN LANEN'S COLLEGE GAMES PLAYED/STARTED

Year	School	GP	GS
2017	Wisconsin	14	0
2018	Wisconsin	13	1
2019	Wisconsin	13	13
2020	Wisconsin	5	5
College totals (four years)		45	19

PACKERS DRAFT CHOICES BY SCHOOL (1,393 PICKS, 267 SCHOOLS)

Abilene Christian	1	Cincinnati	5	Humboldt State	2	Missouri	11	Philander Smith	1	Tenn.-Chattanooga	3
Alabama	24	Clemson	11	Huron	1	Missouri-Rolla	1	Pittsburgh	14	Tennessee State	2
Alabama A&M	1	Colgate	3	Idaho	4	Missouri Southern St.	1	Portland State	1	Texas	10
Alabama-Birmingham	1	College of Idaho	1	Idaho State	2	Missouri Valley	1	Prairie View	2	Texas A&I	3
Albany	1	Colorado	18	Illinois	16	Montana	2	Presbyterian	2	Texas-A&M	16
Albion	1	Colorado Mines	1	Illinois State	2	Montana State	1	Purdue	17	Texas- Arlington	4
Alcorn State	1	Connecticut	3	Indiana	10	Moorhead State	1	Rhode Island	1	Texas-El Paso/Mines	11
American Intl.	3	Cornell	4	Iowa	22	Morgan State	2	Rice	8	Texas Southern	1
Angelo State	1	Cortland State	1	Jackson State	3	Morris Brown	2	Richmond	1	Texas Tech	11
Appalachian State	2	Dartmouth	1	James Madison	1	Muskingum	1	Ripon	2	The Citadel	1
Arizona	6	Dayton	1	John Carroll	1	Navy	2	Rutgers	2	Toledo	5
Arizona State	13	Denver	2	Johnson C. Smith	1	Nebraska	23	St. Ambrose	1	Trinity (Conn.)	1
Arkansas	20	Detroit	1	Kansas	8	Nebraska-Omaha	3	St. Benedict's	1	Trinity (Texas)	3
Arkansas-Pine Bluff	4	Doane	2	Kansas State	3	Nevada	8	St. Cloud State	1	Tulane	15
Arkansas State	5	Drake	5	Kent State	1	New Mexico	2	St. John's (Minn.)	1	Tulsa	11
Arkansas Tech	3	Duke	6	Kentucky	8	New Mexico Highlands	1	St. Mary's (Calif.)	6	Tuskegee	1
Army	2	East Carolina	1	Kentucky State	2	New Mexico State	1	St. Norbert	5	UCLA	17
Auburn	13	East Texas State	2	Lafayette	1	North Carolina	9	St. Olaf	1	Utah	11
Baldwin-Wallace	1	Eastern Kentucky	1	Langston	1	North Carolina A&T	1	St. Vincent	1	Utah State	10
Ball State	2	Eastern Michigan	3	Lawrence	2	North Carolina Central	2	Sacramento State	1	Vanderbilt	7
Baylor	13	Eastern Washington	1	Lewis	1	North Carolina State	4	Saginaw Valley State	1	Virginia	4
Beloit	1	Elon	1	Lewis & Clark	1	North Dakota	1	Sam Houston State	1	Virginia Tech	7
Benedictine	1	Florida	13	Long Beach State	2	North Dakota State	5	San Diego State	11	Virginia Tech	6
Bethune-Cookman	3	Florida A&M	6	Louisiana	12	Northeastern (Okl.) St.	1	San Francisco	2	Virginia Union	1
Bishop	1	Florida State	12	Louisiana-Lafayette	4	Northeast Louisiana	1	San Jose State	5	Wake Forest	5
Boise State	2	Fordham	1	Louisiana Tech	2	Northeast Mo. State	1	Santa Clara	4	Washington	16
Boston College	17	Fort Hays State	1	Louisville	8	Northern Colorado	2	South Carolina	18	Washington State	9
Boston University	1	Fresno State	5	Maine	1	Northern Illinois	2	South Dakota	2	Weber State	1
Bowling Green	3	Furman	4	Marquette	5	Northern Iowa	2	South Dakota State	5	West Chester	1
Bradley	2	Gardner-Webb	1	Marshall	1	Northern Michigan	3	Southeast Missouri	1	Western Kentucky	1
Bridgeport	1	Georgetown	2	Maryland	13	North Texas State	3	Southern	5	Western Michigan	4
Brigham Young	5	Georgia	17	Maryland State	1	Northwest Missouri St.	1	Southern California	34	West Texas State	2
Bucknell	2	Georgia Tech	14	Massachusetts	2	Northwestern	16	Southern Methodist	19	West Virginia	5
Buffalo	1	Gonzaga	4	McNeese State	2	Northwestern (La.) St.	2	Southern Mississippi	8	Wichita	3
California	12	Grambling State	6	Memphis	8	Northwestern Okla. St.	1	South Florida	4	Willamette	1
Cal Poly-S.L.Obispo	2	Grand Valley State	1	Mesa State	1	Notre Dame	29	Southwest J.C.	1	William & Mary	3
Cal State-Los Angeles	1	Gustavus Adolphus	1	Miami (Fla.)	10	Ohio State	25	Southwest Texas St.	1	Wisconsin	40
Carson-Newman	1	Hardin-Simmons	3	Miami (Ohio)	3	Oklahoma	22	Springfield	2	Wisconsin-Eau Claire	1
Case Western Reserve	1	Hawaii	1	Michigan	29	Oklahoma State	8	Stanford	12	Wisconsin-La Crosse	1
Catawba	1	Heidelberg	1	Michigan State	15	Oregon	10	Stephen F. Austin	2	Wisconsin-Stevens Pt.	2
Central Connecticut St.	1	Hillsdale	3	Millikin	1	Oregon State	9	Syracuse	6	Wyoming	1
Central Florida	2	Holy Cross	7	Milwaukee Teachers	1	Ottawa (Kan.)	1	TCU	19	Xavier	2
Central Michigan	3	Houston	6	Minnesota	42	Pacific	5	Temple	1		
Central Missouri State	2	Howard	1	Mississippi	10	Parsons	1	Tennessee	13		
Central (Okla.) State	1	Howard Payne	2	Mississippi State	12	Penn State	12	Tennessee A&I	1		

58 ISAIAH McDUFFIE

Ht: 6-1 Wt: 227 Born: July 21, 1999

High School Hometown: Buffalo, N.Y.

Linebacker // Boston College

Drafted: Sixth Round (b) // Overall: 220nd

12th linebacker selected



CAREER HIGHLIGHTS:

➤ Selected by the Packers as the second of two picks in the sixth round (No. 220 overall), becoming the 17th Boston College player drafted by the Packers and the first defensive player since DT B.J. Raji in 2009.

➤ According to stathead.com, it marked the first time Green Bay selected a Boston College player in back-to-back drafts (RB AJ Dillon in 2020).

➤ Played in 37 games with 20 starts over four seasons (2017-20), registering 233 tackles (129 solo), 8½ sacks, 15½ tackles for a loss, an interception, a fumble recovery and four passes defended.

➤ Started all 11 games as a redshirt junior in 2020 and earned second-team All-ACC honors for the first time in his career after leading the team, ranking No. 5 in the nation and No. 2 in the ACC with a career-best 107 tackles (54 solo).

➤ In 2019, returned from injury to play the final four games of the season, starting three and recording 30 tackles (24 solo), 3½ tackles for a loss, two sacks and three QB hits. Posted 10-plus tackles in the final two games of the season.

➤ Saw action in all 12 games with six starts at strong-side linebacker in 2018, finishing No. 2 on the team with 85 tackles (48 solo).

➤ Appeared in all 13 games on special teams and earned some playing time at LB as a freshman in 2017, finishing with 11 tackles (three solo) and a pass defended.

➤ Graduated with a degree in applied psychology and human development.

2020: Started all 11 games as a redshirt junior and was named second-team All-ACC for the first time in his career...Led the team, ranked No. 5 in the nation and No. 2 in the ACC with a career-best 107 tackles (54 solo)...Also recorded a career-best 6½ tackles for a loss to go with three sacks, a pass defended, four QB hits and the first interception and fumble recovery of his career...According to stathead.com, was one of three players in the FBS to post at least 100 tackles, three sacks and six tackles for a loss in 2020...Posted 10-plus tackles in seven games...**At Duke (Sept. 19):** Totaled six tackles and an INT. Early in the second quarter with Duke at the BC 27-yard line, picked off QB Chase Brice and returned it 23 yards to the BC 42-yard line...**Vs. Texas State (Sept. 26):** Finished with a career-high three tackles for a loss and tied his career high with two sacks while also posting 12 tackles (nine solo)...**Vs. North Carolina (Oct. 3):** Registered 12 tackles (nine solo), a tackle for a loss, a sack and two QB hits...**Vs. Pittsburgh (Oct. 10):** Tallied 11 tackles (seven solo) and a QB hit...**At Virginia Tech (Oct. 17):** Recorded 11 tackles (two solo), marking the fourth consecutive game he totaled 11-plus tackles...**At Clemson (Oct. 31):** Finished with 10 tackles (six solo) and a tackle for a loss...**Vs. Notre Dame (Nov. 14):** Posted a career-best 16 tackles (eight solo), a QB hit and a fumble recovery. It was the second-most tackles by an ACC player all season...**At**

AT A GLANCE ...

- Earned second-team All-Atlantic Coast Conference honors in 2020 after ranking No. 5 in the nation and No. 2 in the ACC with a career-best 107 tackles (54 solo).
- According to stathead.com, was one of three players in the FBS to post at least 100 tackles (107), three sacks (three) and six tackles for a loss (6½) in 2020.
- Was a preseason All-ACC selection by *Athlon* and *Phil Steele's College Football*, but missed all but the last four games of the 2019 season (starting three) due to injury and earned a redshirt.
- Saw action in all 12 games with six starts at strong-side linebacker in 2018, finishing No. 2 on the team with 85 tackles (48 solo).
- Appeared in all 13 games on special teams and earned some playing time at linebacker as a freshman in 2017, finishing with 11 tackles (three solo) and a pass defended.
- Was a three-time captain as a two-way performer at linebacker and running back at Bennett High School in Buffalo, N.Y., setting school records for single-season tackles (161), single-game tackles (29), career touchdowns (70) and career rushing yards (5,529).

Virginia (Dec. 5): In the final game of the season, totaled 13 tackles (two solo).

2019: Was a preseason All-ACC selection by *Athlon* and *Phil Steele's College Football*, but missed all but the last four games of the season due to injury, earning a redshirt... Returned from injury to play four games with three starts, recording 30 tackles (24 solo), 3½ tackles for a loss, two sacks and three QB hits...Posted 10-plus tackles in the final two games of the season...**Vs. Florida State (Nov. 9):** Played in his first game of the season and made a solo tackle...**At Notre Dame (Nov. 23):** Started and posted six tackles (five solo)...**At Pittsburgh (Nov. 30):** Recorded a season-high 13 tackles (10 solo), including 2½ tackles for a loss, and set a career high with two sacks...**Vs. Cincinnati (Birmingham Bowl, Jan. 2):** Finished with a game-high 10 tackles (eight solo) and a tackle for a loss.

2018: Saw action in all 12 games with six starts at strong-side LB, finishing No. 2 on the team with 85 tackles (48 solo)...Also posted 5½ tackles for a loss, a career-high 3½ sacks, two passes defended and two QB hurries...Finished No. 16 in the ACC in tackles...Posted 12-plus tackles in three games...Finished the season recording eight-plus tackles in six of the final seven contests...**Vs. UMass (Sept. 1):** Registered three tackles (all assists), a half-sack and a pass defended...**At Purdue (Sept. 22):** Finished with five tackles (three solo) and a sack...**At N.C. State (Oct. 6):** Posted a season-high and team-leading 13 tackles (six solo)...**Vs. Louisville (Oct. 13):** Finished with a team-high eight tackles (six solo), a sack and a pass defended...**Vs. Miami (Oct. 26):** Led the team with 12 tackles (six solo)...**At Virginia Tech (Nov. 3):** Matched season-high with 13 tackles (seven solo), marking the third time in the past four games he registered 12-plus tackles...**Vs. Clemson (Nov. 10):** Recorded eight tackles (four solo) and a sack...**Vs. Syracuse (Nov. 24):** Tallied nine tackles (seven solo) and a QB hurry.

2017: Appeared in all 13 games on special teams and earned some playing time at LB...Finished with 11 tackles (three solo) and a pass defended on the season...**Vs. Iowa (New Era PinStripe Bowl, Dec. 27):** Saw the most action at LB on the season, registering five tackles (all assisted) and a pass defended.

HIGH SCHOOL: A two-way performer at linebacker and running back who played for his dad, head coach Stevenson McDuffie, at Bennett High School in Buffalo, N.Y. ...Was a three-time captain...Owns school records for single-season tackles (161), single-game tackles (29), career touchdowns (70) and career rushing yards (5,529)... Finished senior season with 111 tackles, seven tackles for a loss, three sacks, five forced fumbles, three fumble recoveries and an INT...Also rushed for 1,531 yards and 21 TDs on offense...Was a two-time *USA Today* first-team all-state selection and a three-time All-Western New York performer...Led the team to the 2016 Section VI Class A championship...Named Class A MVP and Player of the Year in 2016... Selected as the *USA Today* Defensive Player of the Year for New York as a junior...Rated the No. 4 prospect in New York by Rivals.com...The 12th-ranked prospect in New York and the No. 88 linebacker prospect nationally by ESPN...Rated as the No. 67 outside linebacker in the nation, according to Scout.com...Listed as the No. 2 outside linebacker prospect in New York and the ninth best in the East by Scout.com.

PERSONAL: Given name Stevenson Isaiah McDuffie... Born in Buffalo, N.Y. ...His father, Stevenson (linebacker) and uncles Chris (running back) and Teddy (defensive back/safety) all played at the University of Buffalo...His cousin, Dylan, is currently a junior and plays running back at the University of Buffalo.



ISIAH MCDUFFIE'S COLLEGE STATISTICS

Year	School	—Tackles—					Sacks		Interceptions			Fumbles			
		GP	GS	Total	UT	AT	No	Yds	No	Yds	LG	TD	PD	FR	FF
2017	Boston College	.13	0	11	3	8	0	0	0	0	0	1	0	0	0
2018	Boston College	.12	6	85	48	37	3½	22	0	0	0	2	0	0	0
2019	Boston College	.4	3	30	24	6	2	12	0	0	0	0	0	0	0
2020	Boston College	.11	11	107	54	53	3	24	1	23	23	0	1	1	0
College totals (four years)		.37	20	233	129	104	8½	58	1	23	23	0	4	1	0

Tackles for a loss: 0 in 2017, 5½ in 2018, 3½ in 2019, 6½ in 2020; College total: 15½.

LOWEST-DRAFTED PACKERS PRO BOWLERS, 1939-2020

Drafted	Player	Pro Bowls
1956 (17, 200)	Bart Starr	4 (1960-62, 66)
1973 (12, 308)	Larry McCarren	2 (1982-83)
1987 (10, 255)	Don Majkowski	1 (1989)
1990 (6, 159)	Bryce Paup	1 (1994)
1992 (6, 157)	Mark Chmura	3 (1995, 97-98)
1994 (5b, 149)	Dorsey Levens	1 (1997)
1995 (5b, 170)	Travis Jervey	1 (1997)
1997 (6, 208)	Marco Rivera	3 (2002-04)
1999 (7b, 213)	Donald Driver	4 (2002, 06-07, 10)
2000 (5a, 149)	Kabeer Gbaja-Biamila	1 (2003)
2002 (5a, 156)	Aaron Kampman	2 (2006-07)
2004 (7, 251)	Scott Wells	1 (2011)
2017 (5b, 182)	Aaron Jones	1 (2020)

UNDRAFTED FREE AGENT PACKERS PRO BOWLERS

Name	Pro Bowls	Signed
Clarke Hinkle	2 (1938, 40)	1932
Don Hutson	3 (1940-42)	1935
Carl Mulleneaux	1 (1940)	1938
Willie Wood	7 (1962, 64-67, 69-70)	1960
Bob Brown	1 (1972)	1966
Paul Coffman	3 (1982-84)	1978
Sam Shields	1 (2014)	2010

- Includes players drafted or signed by Green Bay.
- Years represent the season in which the player was selected, not the year the game was played. Other than in 1940 and 1942, the Pro Bowl has been played in January and February following the regular season. The first game was played following the 1938 season.
- The list does not include Packers who played in the game following the 1939 season. As the 1939 NFL champion, the Packers played the Pro All-Stars and their entire roster participated.
- Hinkle and Hutson were signed before there was an NFL draft.

32 KYLIN HILL

Ht: 5-10 Wt: 214 Born: August 18, 1998

High School Hometown: Columbus, Miss.

Running Back // Mississippi State

Drafted: Seventh Round // Overall: 256th

18th running back selected



CAREER HIGHLIGHTS:

➤ Selected by the Packers in the seventh round (No. 256 overall) of the 2021 NFL Draft, the first RB drafted out of Mississippi State by Green Bay since Ode Burrell (third round) in 1964.

➤ Played in 40 games with 27 starts for the Bulldogs, finishing his career with 2,535 yards and 16 TDs on 452 carries (5.6 avg.) with 67 receptions for 631 yards (9.4 avg.) and six TDs.

➤ Finished his career ranked No. 8 in school history in rushing yards.

➤ As a senior in 2020, set the single-game school record for receiving yards by an RB with 158 at LSU and tied the school mark for catches in a game (WR Eric Moulds, 1995) with 15 at Kentucky.

➤ Earned first-team All-Southeastern Conference honors from The Associated Press as a junior in 2019 after posting a career-high 1,350 rushing yards (No. 4 in school history) and a career-best 10 rushing TDs.

➤ Registered four 150-yard rushing games as a junior, the most in a single season in school history, and was the lone running back in the SEC to average 100-plus rushing yards per game (103.8) in 2019.

➤ Averaged 6.27 yards per carry as a sophomore in 2018, good for No. 5 in the SEC and No. 26 in the nation, and led the conference in receiving TDs (four) among RBs.

➤ Ranked No. 2 on the team in rushing attempts (117), rushing yards (734), rushing TDs (four) and receptions (22) as a sophomore.

➤ Appeared in all 13 games as a true freshman in 2017, posting 393 rushing yards and two TDs on 78 carries (5.0 avg.).

➤ Earned first-team all-state honors at Columbus (Miss.) High School after rushing for 1,750 yards and 27 TDs and averaging nearly 10 yards per carry as a senior in 2016.

➤ Majored in psychology.

2020: Started all three games he appeared in before opting out to prepare for the draft...Rushed for 58 yards on 15 carries (3.9 avg.) and posted a career-high 23 receptions for a career-best 237 yards (10.3 avg.) and a TD...Was a pre-season candidate for the Doak Walker Award, given to the nation's top RB, and was named to the Maxwell Award pre-season watch list, which is presented annually to the most outstanding player in college football...Was a pre-season first-team All-SEC selection by the coaches and media...**At LSU (Sept. 26):** Posted eight receptions for a career-high 158 yards (19.8 avg.) and a TD, setting the school mark for the most receiving yards in a game by a RB. Caught a 75-yard TD pass in the third quarter to give MSU a 27-24 lead, one they would not relinquish...**At Kentucky (Oct. 10):** Tied a single-game school record with 15 receptions (for 79 yards), matching Moulds' mark set at Tennessee on Sept. 23, 1995. The 15 catches were the most in the SEC since Vanderbilt WR Earl Bennett posted 16 vs. South Carolina in 2005. Combined with the Bulldogs' receiving corps to haul

AT A GLANCE ...



- As a senior in 2020, set the single-game school record for receiving yards by an RB with 158 at LSU and tied the school mark for catches in a game (WR Eric Moulds, 1995) with 15 at Kentucky.
- Earned first-team All-Southeastern Conference honors from The Associated Press as a junior in 2019 after posting a career-high 1,350 rushing yards (No. 4 in school history) and a career-best 10 rushing TDs.
- Registered four 150-yard rushing games as a junior, the most in a single season in school history, and was the lone running back in the SEC to average 100-plus rushing yards per game (103.9) in 2019.
- Averaged 6.27 yards per carry as a sophomore in 2018, good for No. 5 in the SEC and No. 26 in the nation, and led the conference in receiving TDs (four) among RBs.
- Selected by the Packers in the seventh round (No. 256 overall) of the 2021 NFL Draft, the first RB drafted out of Mississippi State by Green Bay since Ode Burrell (third round) in 1964.
- Earned first-team all-state honors at Columbus (Miss.) High School after rushing for 1,750 yards and 27 TDs and averaging nearly 10 yards per carry as a senior in 2016.

in a school-record 45 passes.

2019: Started all 13 games and earned first-team AP All-SEC honors after posting a career-high 1,350 rushing yards (No. 4 in school history) and a career-best 10 rushing TDs on 242 attempts (5.6 avg.)...Led the SEC and ranked No. 19 in the country among RBs in rushing yards per game, with his average of 103.9 yards per game checking in at No. 5 in school single-season history...Ranked No. 2 among RBs in the SEC in total rushing yards...Matched the school single-season mark with eight 100-yard rushing games and set the school record with four 150-yard games...Added 18 receptions for 180 yards (10.0 avg.) and a TD...**Vs. Louisiana (Aug. 31):** Paced the team with 197 yards and a TD on 27 carries (7.3 avg.)...**Vs. Kentucky (Sept. 21):** Posted his fourth straight 100-yard game to start the season, finishing with 120 yards and a career-high three TDs on 26 attempts (4.6 avg.) as he became the first RB with three-plus rushing TDs in a game for MSU since Vick Ballard in 2011...**At Texas A&M (Oct. 26):** Registered 150 yards and a TD on 21 carries (7.1 avg.)...**At Arkansas (Nov. 2):** Rushed for 234 yards, the fifth most in a game in school history, and matched his career high with three TDs on 21 carries (11.1 avg.). Became the first player in school annals to post 230-plus rushing yards and three rushing TDs in a game...**Vs. Abilene Christian (Nov. 23):** Registered 237 yards from scrimmage, picking up 153 yards on 16 carries (9.6 avg) while adding three receptions for 84 yards (28.0 avg.). Posted a career-long 88-yard TD reception in the second quarter, the third-longest play in school history.

2018: Started all 11 games he appeared in, ranking No. 5 in the SEC and No. 26 in the nation with an average of 6.27 yards per carry...Ranked No. 2 on the team in rushing attempts (117), rushing yards (734) and rushing TDs (four)...Also ranked No. 2 on the Bulldogs with 22 receptions for 176 yards (8.0 avg.) and four TDs, leading the SEC

in receiving TDs among RBs...**At Kansas State (Sept. 8):** Posted a season-high 211 yards and two TDs on 17 carries (12.4 avg.), the first 200-yard rushing game by a Bulldogs RB since Anthony Dixon in 2009. Scored on TD runs of 28 and 16 yards and added a 16-yard TD reception. Recorded a season-long 52-yard run in the third quarter...**Vs. Auburn (Oct. 6):** Registered 126 yards on the ground on 23 carries (5.5 avg.)...**At Mississippi (Nov. 22):** Picked up 108 yards and a TD on 17 carries (6.4 avg.) in the 35-3 win.

2017: Appeared in all 13 games, one of only two freshmen on offense to see action for the Bulldogs...Rushed for 393 yards and two TDs on 78 carries (5.0 avg.) and added four receptions for 38 yards (9.5 avg.)...Also registered four tackles on special teams...**Vs. Charleston Southern (Sept. 2):** Made his collegiate debut, rushing for 62 yards on nine carries (6.9 avg.)...**At Louisiana Tech (Sept. 9):** Posted 62 yards on 10 carries (6.2 avg.) and his first TD as a Bulldog, scoring from 2 yards out in the third quarter...**Vs. Arkansas (Nov. 18):** Brought down P Blake Johnson for a 10-yard loss after he was unable to get the punt off in the second quarter...**Vs. Mississippi (Nov. 23):** Rushed for a season-high 82 yards on 13 carries (6.3 avg.), highlighted by a season-long 30-yard TD run in the fourth quarter.

HIGH SCHOOL: Earned first-team all-state honors at Columbus (Miss.) High School after rushing for 1,750 yards and 27 TDs and averaging nearly 10 yards a carry as a senior in 2016...Posted eight 100-yard rushing games and five 200-yard outings...Was named to the *Clarion-Ledger* Dandy Dozen and was named the *Columbus Dispatch* Offensive Player of the Year...Was named the Mississippi MVP in the 2016 Mississippi-Alabama All-Star Game after rushing for 91 yards and a TD...Was ranked the No. 6 RB in the nation by 247Sports...As a junior, registered 1,801 rushing yards and 18 TDs with an average of 8.7 yards per



carry as he helped the Falcons to an eight-win season, the second-best mark in school history...Posted four 200-yard rushing games and added 21 receptions for 336 yards (16.0 avg.) and three TDs...Opened the 2015 MHSAA state playoffs with 382 rushing yards and five TDs against Clinton (Miss.) High School...Also ran track all four years, participating in the 4x100 and 4x200 events.

PERSONAL: Given name Kylin Jatavian Hill...Born in Columbus, Miss. ...Is friends with Sacramento Kings forward Robert Woodard II, who was a classmate of his in high school...Visited hospitals while he was in college.

KYLIN HILL'S COLLEGE STATISTICS

Year	School	GP	GS	RUSHING				RECEIVING					
				Att	Yds	Avg	Lg	TD	No	Yds	Avg	Lg	TD
2017	Mississippi State	13	0	78	393	5.0	30t	2	4	38	9.5	17	0
2018	Mississippi State	11	11	117	734	6.3	52	4	22	176	8.0	53t	4
2019	Mississippi State	13	13	242	1,350	5.6	62	10	18	180	10.0	88t	1
2020	Mississippi State	3	3	15	58	3.9	12	0	23	237	10.3	75t	1
College totals (four years)		40	27	452	2,535	5.6	62	16	67	631	9.4	88t	6

MOST PACKERS SELECTIONS, FIRST FOUR ROUNDS, ALL-TIME

In 2006, Ted Thompson became the first Packers general manager since Vince Lombardi in 1964 to select seven players in the first four rounds of the NFL Draft. Two years later, Thompson drafted six players in the first four rounds.

First Four Rounds	Years	Overall Picks	Notable selections
7	2006	12	LB A.J. Hawk (1), G Daryn Colledge (2a), WR Greg Jennings (2b), G Jason Spitz (3b)
6	1964	23	T Lloyd Voss (1), LB/FB Tommy Crutcher (3c)
	2008	9	WR Jordy Nelson (2a), TE Jermichael Finley (3), G Josh Sitton (4b), QB Matt Flynn (7a)
	2000	13	TE Bubba Franks (1), T Chad Clifton (2), LB Na'il Diggs (4a)
	1999	12	CB Mike McKenzie (3a), QB Aaron Brooks (4a), P Josh Bidwell (4b)
	1995	10	CB Craig Newsome (1), FB William Henderson (3b), WR Antonio Freeman (3d)
	1987	14	RB Brent Fullwood (1), LB Johnny Holland (2)
	1970	20	DT Mike McCoy (1), TE Rich McGeorge (1b), LB Jim Carter (3), WR Ken Ellis (4a)
	1968	21	LB Fred Carr (1a), G Bill Lueck (1b), T Dick Himes (3b)
	1967	22	C/G Bob Hyland (1a), LB Jim Flanigan (2b), RB Travis Williams (4)
	1966	20	FB Jim Grabowski (1a), T Gale Gillingham (1b)
1963	27	LB Dave Robinson (1), DB Tom Brown (2), G Lionel Aldridge (4a)	

GREEN BAY'S 97 FIRST-ROUND DRAFT CHOICES

Year	Overall	Name	Pos.	School	Year	Overall	Name	Pos.	School
1936	7	Russ Letlow	G	San Francisco	1978	6	James Lofton	WR	Stanford
1937	9	Ed Jankowski	B	Wisconsin	26	John Anderson	LB	Michigan	
1938	7	Cecil Isbell	B	Purdue	1979	15	Eddie Lee Ivery	RB	Georgia Tech
1939	9	Larry Buhler	B	Minnesota	1980	4	Bruce Clark	DT	Penn State
1940	9	Hal Van Every	B	Minnesota	26	George Cumby	LB	Oklahoma	
1941	7	George Paskvan	B	Wisconsin	1981	6	Rich Campbell	QB	California
1942	9	Urban Odson	T	Minnesota	1982	22	Ron Hallstrom	G	Iowa
1943	8	Dick Wildung	T	Minnesota	1983	11	Tim Lewis	CB	Pittsburgh
1944	7	Merv Pregulman	G	Michigan	1984	12	Alphonso Carreker	DE	Florida State
1945	11	Walt Schlinkman	FB	Texas Tech	1985	7	Ken Ruetgers	T	Southern Cal.
1946	6	John Strzykalski	B	Marquette	1986	14	<i>(dealt to San Diego in Mossy Cade trade)</i>		
1947	6	Ernie Case	QB	UCLA	1987	4	Brent Fullwood	RB	Auburn
1948	7	Earl (Jug) Girard	B	Wisconsin	1988	7	Sterling Sharpe	WR	South Carolina
1949	5	Stan Heath	QB	Nevada	1989	2	Tony Mandarich	T	Michigan State
1950	4	Clayton Tonnemaker	C	Minnesota	1990	18	Tony Bennett	LB	Mississippi
1951	5	Bob Gain	T	Kentucky	19	Darrell Thompson	RB	Minnesota	
1952	4	Babe Parilli	QB	Kentucky	1991	19	Vinnie Clark	CB	Ohio State
1953	7	Al Carmichael	HB	Southern Cal.	1992	5	Terrell Buckley	CB	Florida State
1954	3	Art Hunter	T	Notre Dame	1993	15	Wayne Simmons	LB	Clemson
4	Veryl Switzer	HB	Kansas State	29	George Teague	S	Alabama		
1955	5	Tom Bettis	G/LB	Purdue	1994	16	Aaron Taylor	G	Notre Dame
1956	8	Jack Losch	HB	Miami (Fla.)	1995	32	Craig Newsome	CB	Arizona State
1957	1	Paul Hornung	HB	Notre Dame	1996	27	John Michels	T	Southern Cal.
4	Ron Kramer	E	Michigan	1997	30	Ross Verba	T	Iowa	
1958	3	Dan Currie	C	Michigan State	1998	19	Vonnie Holliday	DT	North Carolina
1959	1	Randy Duncan	QB	Iowa	1999	25	Antuan Edwards	CB	Clemson
1960	5	Tom Moore	HB	Vanderbilt	2000	14	Bubba Franks	TE	Miami (Fla.)
1961	12	Herb Adderley	DB	Michigan State	2001	10	Jamal Reynolds	DE	Florida State
1962	14	Earl Gros	FB	Louisiana State	2002	20	Javon Walker	WR	Florida State
1963	14	Dave Robinson	DE	Penn State	2003	29	Nick Barnett	LB	Oregon State
1964	13	Lloyd Voss	T	Nebraska	2004	25	Ahmad Carroll	CB	Arkansas
1965	7	Donny Anderson	HB	Texas Tech	2005	24	Aaron Rodgers	QB	California
10	Lawrence Elkins	WR	Baylor	2006	5	A.J. Hawk	LB	Ohio State	
1966	9	Jim Grabowski	FB	Illinois	2007	16	Justin Harrell	DT	Tennessee
13	Gale Gillingham	T	Minnesota	2008	30	<i>(dealt to N.Y. Jets in draft-day trade)</i>			
1967	9	Bob Hyland	C/G	Boston College	2009	9	B.J. Raji	NT	Boston College
25	Don Horn	QB	San Diego State	26	Clay Matthews	LB	Southern Cal.		
1968	5	Fred Carr	LB	Texas-El Paso	2010	23	Bryan Bulaga	T	Iowa
26	Bill Lueck	G	Arizona	2011	32	Derek Sherrod	LT	Mississippi State	
1969	12	Rich Moore	DT	Villanova	2012	28	Nick Perry	LB	Southern Cal.
1970	2	Mike McCoy	DT	Notre Dame	2013	26	Datone Jones	DE	UCLA
16	Rich McGeorge	TE	Elon	2014	21	Ha Ha Clinton-Dix	S	Alabama	
1971	9	John Brockington	RB	Ohio State	2015	30	Damarious Randall	CB	Arizona State
1972	7	Willie Buchanan	CB	San Diego State	2016	27	Kenny Clark	DT	UCLA
11	Jerry Tagge	QB	Nebraska	2017	29	<i>(dealt to Cleveland in draft-day trade)</i>			
1973	21	Barry Smith	WR	Florida State	2018	18	Jaire Alexander	CB	Louisville
1974	12	Barty Smith	RB	Richmond	2019	12	Rashan Gary	LB	Michigan
1975	9	<i>(dealt to L.A. Rams in John Hadl trade)</i>			21	Darnell Savage	S	Maryland	
1976	23	Mark Koncar	T	Colorado	2020	26	Jordan Love	QB	Utah State
1977	9	Mike Butler	DE	Kansas	2021	29	Eric Stokes	CB	Georgia
28	Ezra Johnson	DE	Morris Brown						





84

REGGIE BEGELTON
WR, 6-0, 200, 8/31/93
FIRST YEAR, LAMAR

Re-signed by Green Bay on Jan. 26, 2021...Appeared in one game for the Packers in 2020...Made his NFL debut vs. Atlanta (Oct. 5), seeing limited action on offense and special teams...Opened the 2020 season on the practice squad before being signed to the active roster on Oct. 5...Was released on Oct. 6 and then re-signed to the Green Bay practice squad on Oct. 8...Originally signed by Green Bay on Jan. 6, 2020...Played in 33 games with 29 starts over three seasons (2017-19) with the Calgary Stampede of the Canadian Football League...Totaled 149 receptions for 2,236 yards (15.0 avg.) and 12 TDs...Returned six kickoffs for 130 yards (21.7 avg.) with a long of 34 yards...Started all 17 games in 2019 and recorded 102 receptions for 1,444 yards (14.2 avg.) and 10 TDs, ranking in the top five in the CFL in each category...Became the fifth player in franchise history to record at least 100 receptions in a season...Added 38 yards and a TD on four carries (9.5 avg.) in 2019...Tallied four receptions for 102 yards (25.5 avg.) and a 76-yard TD at Saskatchewan (July 6)...Recorded nine receptions for a career-high 173 receiving yards (21.6 avg.) and a career-best four TDs vs. Montreal (Aug. 17)...Registered a career-best 10 receptions for 138 yards (13.8 avg.) and a TD vs. Edmonton (Sept. 2)...Posted four receptions for 62 yards (15.5 avg.) and three TDs vs. Winnipeg (Oct. 19)...Played in nine games with seven starts in 2018, totaling 25 receptions for 488 yards (19.5 avg.) and a TD...Caught seven passes for a season-high 153 yards (21.9 avg.) at Edmonton (Sept. 3)...Totaled five receptions for 150 yards (30.0 avg.), including a career-long 99-yard TD reception, at Hamilton (Sept. 15)...Placed on the injured list (arm) following the Week 16 game vs. Toronto (Sept. 28)...Played in nine games with five starts as a rookie in 2017, posting 22 receptions for 304 yards (13.8 avg.) and a TD...Made his first career reception for 28 yards in a win at the BC Lions (Aug. 18)...Recorded his first TD reception on a 20-yard pass from QB Bo Levi Mitchell vs. the BC Lions (Sept. 16)...Posted a season-high five catches for a season-best 72 yards (14.4 avg.) in the season finale vs. Winnipeg (Nov. 3)...Attended rookie minicamp with the Atlanta Falcons in 2016...Appeared in 46 games with 39 starts over four seasons at Lamar University (2012-15), finishing his career as the school's all-time leader in receptions (227) and receiving yards (2,435)...Finished No. 2 all-time in Southland Conference history in receptions and No. 2 in school history with 20 receiving TDs...Was a three-time All-Southland Conference selection, including first-team honors as a senior...Played in 10 games with nine starts as a senior in 2015, recording a team-high 56 receptions for 542 yards (9.7 avg.) and five TDs...Posted a season-high 10 receptions for 96 yards (9.6 avg.) at Baylor (Sept. 12)...Caught two TD passes in a 49-46 upset victory at No. 3-ranked Sam Houston State (Sept. 19)...Started all 12 games as a junior, registering 67 receptions for 860 yards (12.8 avg.) and six TDs with three 100-yard receiving games...Earned second-team all-conference honors and ranked No. 5 in the conference in receiving yards...Racked up 12 receptions for 119 yards (9.9 avg.) and a TD vs. Grambling State (Aug. 30)...Became the school's all-time leader in receptions after catching a season-high 13 passes for a career-best 193 yards (14.8 avg.) and two TDs at Central Arkansas (Nov. 8), the third-most receiving yards in a game in school history...Appeared in all 12 games with 10 starts as a sophomore in 2013, recording a school-record 82 receptions for 858 yards (10.4 avg.) and eight TDs...Earned second-team All-Southland Conference honors and led the conference with an average of 6.8 catches per game...Posted the first 100-yard receiving game of his career with 11 catches for 117 yards (10.6 avg.) and two TDs vs. Central Arkansas (Oct. 19)...Posted a single-game school-record 18 receptions for 167 yards (9.3 avg.) and two TDs vs. Stephen F. Austin (Nov. 16)...Played in all 12 games with eight starts as a redshirt freshman in 2012, totaling 21 receptions for 172 yards (8.2 avg.) and a TD...Made his first collegiate catch in the season opener at Louisiana-Lafayette (Sept. 1)...Caught a season-high five passes

for a season-best 50 yards (10.0 avg.) at Central Arkansas (Oct. 20)...Posted his first career TD on an 8-yard pass from QB Ryan Mossakowski vs. Nicholls (Nov. 10)...Majored in chemical engineering...Attended West Brook High School in Beaumont, Texas, where he was a first-team all-district selection as a senior after posting 52 catches for 866 yards (16.7 avg.) and nine TDs...Was a team captain as a senior and was selected to play in the Southeast Texas All-Star Classic...Helped the Bruins to the district title in 2009...Also lettered all four years in track, participating in the 300-meter hurdles, long jump and triple jump...Visited children's hospitals and participated in charity golf events while he was with Calgary...His cousin, Ben Wilkerson, is currently the assistant offensive line coach with the N.Y. Giants and played center in the NFL for the Cincinnati Bengals (2006) and Atlanta Falcons (2007-08)...Last name is pronounced BEG-ul-tin...Given name Reginald Marcus Begelton; born in Beaumont, Texas.



7

KURT BENKERT
QB, 6-3, 218, 7/17/95
SECOND YEAR, VIRGINIA

Signed by Green Bay on May 15, 2021...Spent the entire 2020 season on the Atlanta Falcons' practice squad...Spent the entire 2019 season with the Falcons on injured reserve (toe) after getting injured in the first preseason game...Originally signed with Atlanta as an undrafted free agent on May 3, 2018...Released by the Falcons on Sept. 1, 2018...Signed to Atlanta's practice squad on Sept. 2, 2018, where he remained for the entire 2018 season...Played two seasons (2016-17) at Virginia, appearing in 24 games with 23 starts, after two seasons (2014-15) at East Carolina, where he played in three games...Finished his collegiate career with 5,817 yards and 46 touchdowns on 534-of-925 passing (57.7 pct.) with 21 interceptions...Scored two rushing TDs...Holds UVA career records for completions per game (21.9) and passing TDs per game (1.92), and ranks No. 4 in school history with 5,759 career passing yards and 46 career passing TDs...Started all 13 games as a senior at Virginia in 2017, completing 298 of 509 passes (58.5 pct.) for 3,207 yards and 25 TDs with nine INTs...His 2017 season holds multiple places in Virginia's single-season record book, including No. 1 in attempts, No. 2 in completions (Bryce Perkins, 2019) and passing yards (Perkins, 2019) and No. 3 with 3,144 yards of total offense (Perkins, 2018-19)...Became the first player in school history to throw for 3,000 yards in a season...Surpassed 2,000 passing yards in only eight games, tying himself (2016) and Matt Schaub (2003) as the fastest Cavaliers to reach the mark in a single season...Finished with 455 yards and three TDs on 30-of-40 passing (75.0 pct.) vs. Connecticut (Sept. 16), breaking his own single-game passing yardage record (vs. Central Michigan, 2016) and setting a new UVA record with 465 yards of total offense...Named the Atlantic Coast Conference Offensive Back of the Week after throwing for 273 yards and three TDs on 19-of-29 passing (65.5 pct.) at Boise State (Sept. 22)...Was 28 of 37 (75.7 pct.) for 384 yards and a season-high four TDs at Miami (Nov. 18)...Started 10 of the 11 games he appeared in as a junior at Virginia in 2016, missing one game with injury...Finished the season 228 of 406 (56.2 pct.) for 2,552 yards and 21 TDs with 11 INTs...Started in his Virginia debut vs. Richmond (Sept. 3), throwing for 264 yards and three TDs on 26-of-34 passing (76.5 pct.) with one INT...Set a school record with 421 passing yards on 27-of-43 passing (62.8 pct.) vs. Central Michigan (Sept. 24), while his five passing TDs tied four other players for No. 2 on the school's single-game list...Finished 25 of 39 (64.1 pct.) for 238 yards and three TDs with two INTs vs. No. 5 Louisville...Was tabbed as Eastern Carolina's starting QB entering the 2015 season before a knee injury suffered in fall camp caused him to miss his entire sophomore campaign...Appeared in three games as a redshirt freshman for the Pirates in 2014, completing 8 of 10 passes (80.0 pct.) for 58 yards with an INT...Made his collegiate debut with Eastern Carolina holding a big lead in the season opener vs. North Carolina Central (Aug. 30), completing 6-of-8 passes (75.0 pct.) for 50 yards with an INT to go along with

two carries for 13 yards (6.5 avg.)...His 9-yard rushing TD vs. North Carolina Central marked the first score of his career...Saw game action in the fourth quarter vs. No. 25 North Carolina (Sept. 20), completing both of his two passing attempts for 8 yards while rushing once for a 4-yard TD...Made a brief appearance vs. Florida in the Birmingham Bowl (Jan. 3), carrying twice for 6 yards (3.0 avg.)...Earned a bachelor's degree in finance from East Carolina and a master's degree in athletic administration from Virginia...Received third-team 6A all-state honors from *The Associated Press* and first-team all-area recognition from the *Fort Meyers News-Press* as a senior at Island Coast High School (Cape Coral, Fla.) in 2012...Completed 147 of 236 passes (62.3 pct.) for 20 TDs and four INTs to help the Gators to an 8-3 overall record and a berth in the Florida High School Athletic Association 6A playoffs...Played his junior season at Cape Coral (Fla.) High School in 2011, completing 189 of 367 passes for 2,771 yards, 25 TDs and seven INTs while rushing for 150 yards and three TDs on 55 carries (2.7 avg.)...Also served as the team's punter, earning first-team all-area honors from the *News-Press* after averaging 37.7 yards per kick with a long of 56 yards and 11 punts downed inside the 20-yard line...Signed with Ghost Gaming in February 2021, an Atlanta-based Esports organization, and is sponsored by brands such as G Fuel, Thursday Boot Company and Razer...Has helped raise nearly \$100,000 for organizations such as the Cape Coral Animal Shelter and Atlanta Community Food Bank by participating in charity gaming tournaments, such as the NFLPA's Fortnite Open and the Twitch Rivals Streamer Bowl...Married, wife's name is Samantha...The couple has a daughter, Scout...Given name Kurt John Benkert, born in Baltimore, Md.



41
HENRY BLACK
S. 6-0, 204, 1/13/97
SECOND YEAR, BAYLOR

Appeared in eight games as a rookie in 2020, recording three tackles (all solo) and a forced fumble on defense and five tackles on special teams (No. 5 on team)...Also played in both playoff contests and led the team with four special teams tackles...Was a gameday elevation to the active roster in Weeks 7-10 and was signed to the 53-man roster from the practice squad on Dec. 8...Originally signed to Green Bay's practice squad on Sept. 6 after being released on Sept. 5...Played six defensive snaps in his NFL debut at Houston (Oct. 25), recording two tackles (both solo) and a forced fumble...With 1:30 remaining in the game, came up in pass defense to hit RB David Johnson in the middle of the field, forcing a fumble that the Packers recovered to seal the victory...Registered two tackles on special teams vs. Tennessee (Dec. 27)...Paced the team with three special teams tackles vs. the L.A. Rams (NFC Divisional, Jan. 16) in his playoff debut...Originally signed by Green Bay as an undrafted free agent on April 30, 2020...Played in 52 games with 24 starts, second among active Baylor players in games played at the conclusion of his career...Registered 119 tackles (77 solo), four tackles for a loss, two sacks, two forced fumbles and eight passes defended...Was voted a single-digit number by his teammates in both 2018 and 2019...Started all 14 contests as a senior in 2019, finishing with career-high 62 tackles (40 solo), a tackle for a loss, a forced fumble, an INT and six passes defended...Posted six tackles (five solo) and a pass defended vs. Texas Tech (Oct. 12)...Recorded a career-best two passes defended along with six tackles (five solo) at Oklahoma State (Oct. 19)...Registered a career-high 12 tackles (eight solo) and a forced fumble vs. Oklahoma (Nov. 16)...Posted his first INT of the season and returned it 20 yards at Kansas (Nov. 30)...Racked up eight tackles (three solo) and a QB hurry in the Big 12 title game vs. Oklahoma (Dec. 7)...Tallied four tackles (two solo) vs. Georgia in the Sugar Bowl (Jan. 1)...Appeared in all 13 games with four starts as a junior in 2018, opening three contests at linebacker and one at safety...Recorded 24 tackles (18 solo), a career-high three tackles for a loss, a career-best two sacks and a forced fumble...Posted five tackles (three solo) vs. Abilene Christian (Sept. 1)...Brought down QB Skylar Thompson for a 10-yard

loss on third down to force a punt vs. Kansas State (Oct. 6), the first sack of his career...Started at safety and ranked No. 2 on the team with a season-high eight tackles vs. TCU (Nov. 17), including a career-best two tackles for a loss and a sack...Appeared in all 12 games with six starts as a sophomore in 2017, recording 25 tackles (13 solo) and an INT...Posted his first career INT when he picked off QB Daniel Jones in the second quarter at Duke (Sept. 16)...Registered a season-high four tackles (three solo) at Kansas (Nov. 4)...Matched his season best with four tackles (one solo) at TCU (Nov. 24)...Played in 13 games as a redshirt freshman in 2016 and posted eight tackles (six solo)...Registered two tackles (one solo) vs. Northwestern State (Sept. 2) in his collegiate debut...Recorded a season-best six tackles (five solo) at Oklahoma (Nov. 12)...Earned his degree in health, kinesiology and leisure studies...Earned Class 4A all-state honorable mention at CB as a senior in 2014 at Woodlawn High School (Shreveport, La.)...Earned first-team all-district recognition at CB and second-team honors at WR as a senior...Was named first-team all-city by the *Shreveport Times*...Was a team captain as a senior and totaled 53 tackles, five INTs, 24 passes defended and a forced fumble...Played in the 2014 Louisiana High School All-Star Game following his senior season...Earned all-state honorable mention and first-team all-district honors as a junior...Visited schools and participated in events to help feed the homeless while he was in college...His cousin, Shiro Davis, played DE at the University of Texas (2012-15)...Given name Henry L. Black Jr.; born in Shreveport, La.



16
CHRIS BLAIR
WR, 6-2, 198, 10/6/97
ROOKIE, ALCORN STATE

Signed by Green Bay on Jan. 8, 2021...Spent two seasons at Alcorn State (2018-19) and two seasons at Hinds (Raymond, Miss.) Community College, playing in 42 games with 27 starts and recording 103 receptions for 1,678 yards (16.3 avg.) and 16 touchdowns...Also rushed for 73 yards on six carries (12.2 avg.)...Played in 13 games with 12 starts as a senior at Alcorn in 2019, leading the Braves with 931 yards on 44 receptions and seven TDs...Ranked No. 6 in the FCS with an average of 21.2 yards per reception...Caught three passes for 144 yards (48.0 avg.) vs. Mississippi Valley State (Sept. 28), including TD receptions of 69 and 52 yards...Grabbed three receptions for 108 yards (36.0 avg.) and two TDs vs. Savannah State (Oct. 12), including a season-long 71-yard TD catch in the first quarter...Caught three passes for 108 yards (36.0 avg.) for the second consecutive game vs. Southern (Oct. 26), including receptions of 69 and 34 yards...Led the team with six receptions for 136 yards (22.7 avg.) and a TD at Jackson State (Nov. 23) with a long reception of 65 yards...Came up with seven receptions for a career-high 150 yards (21.4 avg.) and a TD vs. North Carolina A&T in the Celebration Bowl (Dec. 21)...Saw action in 13 games with 11 starts as a junior at Alcorn in 2018, hauling in a team-high 529 yards on 43 receptions (12.3 avg.) with six TDs...Also rushed six times for 73 yards (12.2 avg.) with a long of 36...Notched his first TD at the FCS level vs. Louisiana College (Sept. 8), a 14-yard reception in the first quarter...Recorded season highs with seven receptions for 92 yards (13.1 avg.) at Mississippi Valley State (Sept. 22)...Caught a season-high two TD receptions vs. Grambling (Oct. 20), including a 1-yard score with 12 seconds remaining that gave the Bravehawks a 33-26 win...Recorded a TD catch for a third consecutive game at New Mexico State (Nov. 3) after scoring once at Prairie View A&M (Oct. 27)...Played in nine games with four starts as a sophomore at Hinds in 2017, posting nine receptions for 172 yards (19.1 avg.) and three scores...Opened the season with 62 yards and two TDs, both season highs, on two receptions (31.0 avg.) at Itawamba (Sept. 7)...Made a season-long 35-yard reception vs. Mississippi Gulf Coast (Sept. 28)...Posted a season-high three receptions for 39 yards (13.0 avg.) and a TD vs. East Central (Oct. 12)...Played in six games as a freshman in 2016, recording seven receptions for 46 yards (6.6 avg.)...Made his first two collegiate catches vs. Itawamba (Sept. 8), including a season-long 17-yard grab...

Earned his degree in recreation...Was a two-year letterwinner as a wide receiver at Louisville (Miss.) High School, earning Class 3A all-state honors as a junior in 2014...Was a member of the 2013 Louisville team that went 16-0 and won the Mississippi Class 3A state championship...Helped the Wildcats to consecutive postseason appearances and an 8-2 district record in two seasons as a starter (2014-15)...Also played basketball while in high school...Visited nursing homes and local elementary schools while in college...Also goes by "CB"...Given name Christopher Marquinton Blair; born in Louisville, Miss.



64

BEN BRADEN

G. 6-6, 329, 3/9/94

SECOND YEAR, MICHIGAN

Saw action in four games for Green Bay in 2020, seeing time on offense and special teams, and also appeared in both postseason contests...Began 2020 with the New York Jets before being released on Aug. 3...Signed with the New England Patriots on Aug. 17 before being released on Sept. 5...Signed to Green Bay's practice squad on Oct. 21 before signing to the active roster on Oct. 24...Was released on Oct. 26 and then re-signed to Green Bay's practice squad on Oct. 28...Signed to the Packers' 53-man roster on Jan. 2 after playing in three contests as an activation from the practice squad (two as a standard elevation and one as a COVID-19 replacement)...Appeared in one game for the Jets in 2019 while also spending time on the Packers' practice squad...Spent the 2019 offseason and training camp with the Jets before being released on Aug. 31...Re-signed to the Jets' practice squad on Sept. 1...Released from the Jets' practice squad on Sept. 11...Signed to the Packers' practice squad on Sept. 12...Released from the Packers' practice squad on Nov. 7...Re-signed to the Jets practice squad on Nov. 13 before rejoining New York's active roster on Dec. 28...Played five snaps on special teams in New York's final regular-season game at Buffalo (Dec. 29)...Appeared in two games for the Jets in 2018, playing on special teams...Spent the first week of the 2018 season on the Jets' active roster before being released on Sept. 12...Signed to the Jets' practice squad on Sept. 14...Re-signed to the Jets' active roster on Nov. 28...Made his NFL debut vs. Green Bay (Dec. 23), playing seven snaps on special teams...Originally entered the NFL as an undrafted free agent with the New York Jets on May 8, 2017...Was released by the Jets on Sept. 2 and signed to the practice squad a day later, where he spent the entire 2017 season...Was a four-year letterman for the Wolverines, appearing in 38 games with 36 starts from 2013-16...Started 26 consecutive games during the 2014 and 2015 seasons...Appeared in 12 games with 11 starts as a redshirt senior in 2016, playing both LG (four starts) and LT (seven starts)...Earned second-team All-Big Ten honors from both the coaches and media...Helped Michigan rank No. 11 in the FBS in scoring offense (40.3 ppg) and No. 13 in red-zone scoring offense (.912)...Part of a Wolverine offense that racked up 326 rushing yards (6.7 avg.) and 515 total yards of offense vs. Penn State (Sept. 24)...Part of a Michigan offensive line that helped produce 481 rushing yards (8.6 avg.), 600 yards of offense and 10 offensive TDs in a 78-0 rout of Rutgers (Oct. 8)...Protected QB Wilton Speight as he threw for a career-best 362 yards and accounted for three TDs (two passing, one rushing) while the team amassed 660 yards of total offense vs. Maryland (Nov. 5)...Started all 13 games at LG as a junior in 2015...Earned honorable mention All-Big Ten recognition from both the coaches and the media...Helped Michigan finish No. 7 nationally in red-zone scoring offense (.929) and tied for No. 17 in third-down percentage (46.2)...Protected QB Jake Rudock as he led the Big Ten in completion percentage (64.0)...Part of an offense that produced a season-high 254 rushing yards against both UNLV (Sept. 19) and BYU (Sept. 26)...Helped the Wolverines register a season-high 581 total yards of offense at Indiana (Nov. 14)...Started all 12 games at RT as a sophomore in 2014 and was part of an offense that ranked No. 2 in the nation with only 42 penalties committed...Made his first career start vs. Appalachian State (Aug. 30) as the Wolverines recorded

season highs with 350 rushing yards (9.7 avg.), 560 total yards and 52 points...Appeared in two games as a reserve offensive lineman as a redshirt freshman in 2013...Made his collegiate debut vs. Central Michigan (Aug. 31)...Graduated with a degree in general studies...Attended Rockford (Mich.) High School, where he earned three letters in football (2009-11)...Was a two-year starter at RT and earned first-team all-state honors from *The Associated Press* in 2011 despite only playing two years of football (fourth grade, eighth grade) before his sophomore year...Primarily played hockey before his junior year of high school...Visited the local children's hospital while he was in college...Would like to work as a custom car builder after his playing career...His wife, Andrea, was a four-year member of the Ohio State volleyball team and played professionally for the Pocari Sweat Lady Warriors in Manila, Philippines...The couple has a son, Barrick...Given name Benjamin Alan Braden; born in Fort Thomas, Ky.



60

JACOB CAPRA

G/T. 6-5, 300, 11/2/98

ROOKIE, SAN DIEGO STATE

Signed by Green Bay as an undrafted free agent on May 14, 2021...Spent two seasons at San Diego State (2019-20), appearing in 21 games with 14 starts, after two years at Oregon (2017-18), where he played in 15 games with one start...Started all eight games at left guard for the Aztecs in 2020, earning fourth-team All-Mountain West Conference honors from *Phil Steele's College Football*...Part of an offense that ranked No. 3 in the MWC in rushing offense (199.4 ypg) and No. 4 in rushing TDs (14)...Helped pave the way for RB Greg Bell to rank No. 2 in the MWC in total rushing yards (637) and No. 3 in rushing yards per game (91.0)...Blocked as the Aztecs posted a season-high 407 rushing yards on 53 carries (7.7 avg.) at Utah State (Oct. 31), the ninth-highest single-game total in school history...Opened holes for Bell as he recorded his fourth consecutive 100-yard rushing game with 160 yards and two TDs on 19 attempts (8.4 avg.) vs. Hawai'i (Nov. 14)...Played in all 13 games as a junior in 2019, starting four at right tackle and two at left tackle...Started at RT in his SDSU debut vs. Weber State (Aug. 31)...Started at RT and protected QB Ryan Agnew as he threw for a career-high 293 yards at UCLA (Sept. 7), the most by an Aztec QB since Nov. 21, 2014, vs. Air Force...Started at RT at New Mexico State (Sept. 14), leading the way as RBs Jordan Byrd (128 yards) and Chance Bell (116 yards) each eclipsed 100 yards rushing...Started at LT for the first time in his career at UNLV (Oct. 19)...Played in nine games as a sophomore at Oregon in 2018...Appeared on 252 snaps for the season, according to Pro Football Focus...Helped the Ducks to a 9-4 overall record and a victory over Michigan State in the Red Box Bowl (Dec. 31)...Appeared in six games with one start as a redshirt freshman at Oregon in 2017...Played the majority of his snaps at right guard, with limited action at RT...Made his first career start at RG at UCLA (Oct. 21), appearing on a season-high 47 snaps...Earned a master's degree in homeland security and conflict resolution from San Diego State and a bachelor's degree in general social science and crime law society from Oregon...Attended Placer High School in Auburn, Calif., and was a two-time first-team all-metro selection (2014-15) by *The Sacramento Bee* while earning first-team All-Sac-Joaquin Section honors and first-team All-Northern California recognition from MaxPreps in 2015...Named the team's offensive MVP as a senior after helping lead the Hillmen to a 12-1 record and the semifinals of the Sac-Joaquin Section Division III state championship playoffs...Anchored an offensive line that helped the team rush for over 4,500 yards and 59 TDs during his senior season...Registered 45 tackles, 2½ sacks and a pair of blocked field goals during his last two years...Threw the discus and shot put for Placer's track and field team and received a walk-on offer to throw at Oregon...Was a two-time Pacific-12 All-Academic honorable mention at Oregon (2017-18) and a two-time member of the MWC Fall All-Academic team at San Diego State (2019-20)...Went on two mission trips to Mexico while in high school...

Spent time volunteering at senior communities, middle schools and with special-needs children while in college...Completed a six-month internship with the Drug Enforcement Administration (DEA) in San Diego in 2020...His older brother, Johnny, was an offensive lineman at Utah, while his younger brother, Joey, plays on the offensive line at San Diego State...Given name Jacob Joseph Capra; born in Folsom, Calif.



65

COY CRONK

G/T, 6-4, 318, 1/18/98

ROOKIE, IOWA

Signed by Green Bay as an undrafted free agent on May 14, 2021...Spent his graduate season at Iowa (2020), playing in two games with two starts at right tackle, after playing three seasons at Indiana (2017-19) and starting all 40 games he appeared in at left tackle...Named to the Outland Trophy Watch List prior to the 2019 and 2020 seasons...Played in two games for the Hawkeyes in 2020, starting both, before missing the final six games with an injury...Made his Iowa debut at Purdue (Oct. 24), starting at RT as the Hawkeyes gained 460 yards of total offense...Started at LT in all four games he appeared in as a senior at Indiana in 2019...Served as a team captain for the Hoosiers...Blocked as QB Michael Penix Jr. threw for 326 yards vs. Ball State (Aug. 31), becoming just the second Indiana freshman (Antwaan Randle El, 1998) to surpass 300 yards passing in his first start...Helped Indiana rack up 555 yards of total offense without allowing a sack in a 52-0 victory vs. Eastern Illinois (Sept. 7)...Suffered a season-ending ankle injury vs. Connecticut (Sept. 21)...Started at LT in all 11 games he appeared in as a junior in 2018...Part of an Indiana offense that ranked No. 2 in the Big Ten in first downs per game (23.5), No. 3 in passing offense (257.0 ypg) and tied for No. 6 in passing TDs (20)...Blocked as RB Stevie Scott III set Indiana true-freshman records with 228 rushing attempts, 1,137 rushing yards (5.0 avg.), 10 rushing TDs and six 100-yard games...Earned Indiana's Offensive Player of the Week award after helping Scott run for a season-high 204 yards and one TD on 31 carries (6.6 avg.) vs. Virginia (Sept. 8)...Protected QB Peyton Ramsey as he completed 36 passes (No. 4 in school history) for a season-high 345 yards and a TD vs. Purdue (Nov. 24)...Started all 12 games at LT as a sophomore in 2017...Helped Indiana finish No. 3 in the Big Ten in passing offense (265.7 ypg) as well as No. 6 in scoring offense (26.8 ppg) and total offense (395.8 ypg)...Part of a Hoosier offense that passed for a season-high 420 yards vs. No. 2 Ohio State (Aug. 31)...Opened holes as Indiana recorded a season-high 282 rushing yards vs. Georgia Southern (Sept. 23)...Named Indiana's Offensive Player of the Week after the team registered a season-high 503 yards of total offense vs. Rutgers (Nov. 18)...Started all 13 games at LT as a true freshman in 2016...Named to the Big Ten All-Freshman team by ESPN.com and BTN.com and earned true-freshman All-America honors from 247Sports.com...Became the first true-freshman offensive lineman to start 13 games for Indiana...Part of an offense that ranked No. 2 in the Big Ten in passing offense (273.8 ypg) and No. 3 in total offense (426.0 ypg)...Helped RB Devine Redding rush for 1,195 yards on 253 carries (4.4 avg.) and become the fourth Hoosier to record consecutive 1,000-yard rushing seasons...Protected QB Richard Lagow as he ranked No. 2 in passing yardage (3,362), No. 3 in completions (253) and No. 4 in total offense (3,174) on Indiana's all-time single-season list...Started at LT in his collegiate debut at Florida International (Sept. 1)...Blocked as Lagow set an Indiana single-game record with 496 passing yards vs. Wake Forest (Sept. 24)...Part of a Hoosier offense that posted 650 total yards of offense vs. Maryland (Oct. 29), tied for No. 4 in school history...Earned a degree in management...Was a four-year letterwinner as an offensive lineman and linebacker for Central Catholic High School in Lafayette, Ind....Earned all-state honors as a junior and senior offensive lineman after earning an all-state selection as a sophomore linebacker...Named the all-area Player of the Year after helping the Knights to a state title and 15-0 record as a senior in 2015...Also won a state championship

as a freshman in 2012...Was a three-time all-conference selection (2013-15)...Was the first two-year team captain in Central Catholic history...Lettered four years as a catcher on the school's baseball team...Helped the Knights win the 2013 baseball state title and to a runner-up finish in 2015 while earning all-state honors (2015) and two all-conference selections (2014-15)...Volunteered with "Fishing Has No Boundaries" while in college, which provides recreational fishing opportunities to anglers with disabilities...Interned for Teamwork, a sport performance facility in Linton, Ind., during the summer of 2019, and helped local athletes improve their strength and conditioning...His father, Nick, played football at Wabash College in Crawfordsville, Ind., and later coached as a graduate assistant at Indiana (1992-93)...His grandfather, Stan, played football at Illinois...Given name Coy Nicklaus Cronk; born in Erie, Pa.



49

DOMINIQUE DAFNEY

TE, 6-2, 243, 6/3/97

FIRST YEAR, INDIANA STATE

Appeared in five games with two starts as a rookie for the Packers in 2020, posting two catches for 26 yards (13.0 avg.) and a TD and two tackles on special teams...Also appeared in both postseason contests...Was signed to Green Bay's practice squad on Oct. 12, 2020...Was a game-day elevation from the practice squad vs. Philadelphia in Week 13 and then was signed to the 53-man roster on Dec. 12...Made his NFL debut vs. Philadelphia (Dec. 6), appearing on six plays on offense and five on special teams...Made his first NFL start vs. Tennessee (Dec. 27) as the Packers opened with two tight ends and made his first career reception, hauling in a 13-yard pass to the Tennessee 17 on the Packers' opening drive of the game...Started for the second straight week with the Packers opening with two tight ends at Chicago (Jan. 3), posting his first career TD when he hauled in a 13-yard pass from QB Aaron Rodgers with just under four minutes remaining in the first half...Followed the TD up with a tackle of WR Cordarrelle Patterson on the ensuing kickoff at the Chicago 29...Registered a tackle on special teams in his NFL postseason debut vs. the L.A. Rams (NFC Divisional, Jan. 16)...Entered the league an undrafted free agent with the Indianapolis Colts on Aug. 26, 2020, before being waived on Sept. 5...Played in 35 games with six starts during his collegiate career, spending one season at Indiana State (2019) and two seasons at Iowa (2017-18)...Appeared in all 12 games with six starts as a senior in '19, earning second-team All-Missouri Valley Football Conference honors at fullback and MVFC all-newcomer recognition in his lone season with the Sycamores...Led the team with seven total TDs (six rushing, one receiving)...Ranked No. 2 on the team with 439 yards rushing on 62 carries (7.1 avg.) with seven TDs, with all of his rushing statistics coming in the final four games of the season out of the Wildcat package...Registered the fourth-best rushing performance in program history with a 244-yard effort on 20 carries (8.4 avg.) with four TDs (1, 57, 41, 1) at Missouri State (Nov. 23)...Rushed for 54 yards and two TDs on 11 carries (4.9 avg.) vs. Southern Illinois (Nov. 2)...Posted 15 receptions for 196 yards and a TD on the season, including a season-best five catches for 83 yards (16.6 avg.) with a season-long 45-yarder at South Dakota (Oct. 5)...Appeared in 10 games for the Hawkeyes as a junior in 2018, seeing time primarily on special teams as he posted three tackles (two solo) and a 26-yard punt return...Recorded a 19-yard reception vs. Illinois (Nov. 17)...Played in 13 contests for the Hawkeyes as a sophomore in 2017, recording five tackles (two solo) on special teams...Attended Iowa Western Community College as a freshman in 2016, but did not play football...Earned his degree in health and human physiology with a minor in human relations...Earned first-team all-state honors at WR after recording 58 receptions for 898 yards (15.5 avg.) and 12 TDs as a senior at Valley High School in West Des Moines, Iowa...Both his reception and receiving-yardage totals set single-season school records and he also holds the school mark for career TD catches (22)...Helped

his team post a 20-5 mark during his final two seasons with the school reaching the state quarterfinals during his sophomore and senior seasons and the state semifinals during his junior season... Earned first-team all-district recognition as a junior after posting 33 receptions for 445 yards (13.5 avg.) and 10 TDs... Also lettered four years in basketball, helping his team reach the state title game in 2013... His uncle, the late Bernard Dafney, appeared in 60 games with 29 starts as an offensive lineman for the Minnesota Vikings (1992-94), Arizona Cardinals (1995), Pittsburgh Steelers (1996) and Baltimore Ravens (1997)... Given name Dominique Dion Dafney... Born in Charlotte, N.C.



61

JON DIETZEN

G/T, 6-5, 312, 12/30/96

ROOKIE, WISCONSIN

Signed by Green Bay as an undrafted free agent on May 14, 2021... Played in 42 games with 39 starts over four seasons (2016-18, 2020) at Wisconsin, opening contests at left guard (24 games), left tackle (14 games) and right guard (one game)... Medically retired from football following the 2018 season before returning to Wisconsin for the 2020 season... Started all seven games for the Badgers as a senior in 2020, opening contests at LG (four), LT (two) and RG (one)... Played 437 snaps on the season, the third most among Wisconsin players... Posted career-best grades from Pro Football Focus in pass blocking (78.4) and run blocking (72.2) while helping the Badgers rank No. 3 in the nation and No. 1 among Power Five teams in PFF's pass-blocking rating (95.0)... Protected QB Graham Mertz as he connected on 20 of 21 passes for 248 yards and five TDs with no INTs in a 45-7 win vs. Illinois (Oct. 23)... Helped the Badgers record 468 yards of total offense at Michigan (Nov. 14), including a season-high 341 rushing yards and five TDs on 51 carries (6.7 avg.) as they featured four players with 65-plus rushing yards... Started all 12 games he appeared in at LT as a junior in 2018... Part of a rushing attack that led the Big Ten and ranked No. 6 nationally with an average of 273.4 yards per game... Helped the Badgers average 6.2 yards per rushing attempt, good for No. 4 in the country... Blocked for Doak Walker Award winner and unanimous first-team All-America RB Jonathan Taylor, who led the nation with 2,194 rushing yards... Helped Taylor record five games with 200-plus rushing yards on the season... Part of a Badger offense that gained 568 total yards vs. New Mexico (Sept. 8), the team's highest total since Sept. 10, 2016, vs. Akron (586)... Opened holes as Taylor racked up a career-high 321 rushing yards and three TDs at Purdue (Nov. 17)... Played in 13 games as a sophomore in 2017, making 12 starts at LG... Helped the Badgers run a school-record 13 games and a Big Ten West Division title as they finished with a No. 7 ranking in the year-end poll by *The Associated Press*... Paved the way as Taylor set a Football Bowl Subdivision freshman rushing record with 1,977 yards and was named a Doak Walker Award finalist... Part of an offensive line that allowed only 1.5 sacks per game, No. 1 in the Big Ten... Helped the Badgers rank No. 2 in the Big Ten in rushing offense (222.9 ypg) and No. 3 in total offense (415.0 ypg)... Made room for Taylor to rush for 223 yards and three TDs on 26 attempts (8.6 avg.) vs. Florida Atlantic (Sept. 9), making him the fourth true freshman in school history to post 200 rushing yards in a single game... Protected QB Alex Hornibrook as he set career highs in completions (18), passing yards (256) and passing TDs (four) at BYU (Sept. 16) while establishing a new school single-game completion-percentage record (94.7 pct)... Blocked as Taylor ran for a season-high 249 yards and two TDs on 25 carries (10.0 avg.) at Nebraska (Oct. 7), the third-highest rushing total ever posted against the Cornhuskers... Part of a Badger offense that posted a 39:52 time of possession in a 34-24 win vs. No. 11 Miami in the Capital One Orange Bowl (Dec. 30)... Appeared in 10 games as a redshirt freshman in 2016, starting eight at LG while missing four contests with injury... Helped Wisconsin rush for 203.1 yards per game, No. 3 in the Big Ten... Made his collegiate debut in the Lambeau Field College Classic vs. No. 5 Louisiana State (Sept. 3)... Notched his first ca-



48

KABION ENTO

CB, 6-1, 187, 1/3/96

SECOND YEAR, COLORADO

Placed on injured reserve (foot) on Sept. 7, 2020, where he spent the entire season... Re-signed by Green Bay on Jan. 21, 2020... Spent his entire rookie season in 2019 on the Packers' practice squad... Was released by Green Bay on Aug. 31, 2019, and signed to the Packers' practice squad on Sept. 1, 2019... Originally signed with the team as an undrafted free agent on May 3, 2019... Played in 26 games with two starts as a wide receiver at Colorado from 2016-18 and totaled 20 receptions for 335 yards (16.8 avg.) and two touchdowns... Began his collegiate career at East Central (Miss.) Community College, where he played for two seasons (2014-15)... Appeared in all 12 games with one start as a redshirt senior in 2018 for the Buffaloes, posting 12 receptions for 161 yards (13.4 avg.) and five special teams tackles... Earned the Derek Singleton Award, an accolade given by the Colorado coaching staff to the player who shows the most spirit, dedication and enthusiasm... Registered season highs with five receptions for 82 yards (16.4 avg.) at Arizona (Nov. 2)... Tallied two catches for 10 yards (5.0 avg.) vs. Utah (Nov. 17) in his lone start... Hauled in a season-long 26-yard reception at California (Nov. 24) in the season finale... Redshirted in 2017 and was awarded the Fred Casotti Award for the most improved offensive back during spring practices by the coaches... Played in all 14 games with one start as a junior in 2016, totaling eight receptions for 174 yards (21.8 avg.) and two TDs and a tackle on special teams... Scored on each of his first two receptions as a Buffalo, a career-long 69-yard TD in the second quarter and a 19-yard TD in the third quarter vs. Idaho State (Sept. 10)... Caught a 16-yard pass at Michigan (Sept. 17) that moved Colorado to the Wolverines' 6-yard line and set up a Buffalo TD... Posted two receptions for 38 yards (19.0 avg.) vs. Utah (Nov. 26) in his lone start... Totaled 59 receptions for 885 yards (15.0 avg.) and 10 TDs in two seasons playing at East Central (Miss.) Community College... Posted 38 receptions for 607 yards (16.0 avg.) and eight TDs as a sophomore in 2015, earning him first-team South-all-state honors from the Mississippi Association of Community and Junior Colleges and first-team honors on the National Junior College Athletic Association All-Region 23 Team... Hauled in five receptions for 132 yards (26.4 avg.) and a TD in a win vs. Coahoma (Sept. 3)... Tallied eight catches for 88 yards (11.0 avg.) and two TDs the following week at Mississippi Gulf Coast (Sept. 10)... Recorded six receptions for 106 yards (17.7 avg.) and two TDs vs. Hinds (Oct. 1)... As a freshman in 2014, posted 21 receptions for 278 yards (13.2 avg.) and two TDs... Graduated from Colorado with a degree in sociology and a minor in ethnic studies... Earned an associate degree from East Central in December 2015... Attended Dollarway High School in Pine Bluff, Ark., where he was an all-state performer in football, basketball and track... In football, was named the Defensive Player of the Year in the Southeast Arkansas region in 2013 after posting eight INTs with two returned for TDs and 23 passes defended as a CB... On offense as a WR, hauled in 30 receptions for 650 yards (21.7 avg.) and 12 TDs... Helped the team finish as a 4A state semifinalist with a 13-1 record... Also placed second in the state in the high jump as a senior... Twin brother, Kamaree, played linebacker at Arkansas-Pine Bluff... Has a daughter, A'Kyre... Name is pronounced kay-bee-on N-toe... Given name Kabion Jaquell Ento; born in Pine Bluff, Ark.

OTHER FREE AGENTS/
FIRST-YEAR PLAYERS

COMMUNITY

ADMIN. &
COACHES

VETERANS

OFF/FIRST-YEAR
PLAYERS

2020
REVIEW

RECORDS &
HISTORY

LAMBEAU
FIELD

MISC.



47

JOE FORTUNATO*LS, 6-4, 240, 4/7/94**FIRST YEAR, DELAWARE*

Signed by Green Bay on March 24, 2021...Signed with the Dallas Cowboys on April 30, 2020, before being released on Aug. 1, 2020...Originally signed with the Indianapolis Colts as an undrafted free agent on March 23, 2017, before being released on May 1, 2017...Was a four-year letterwinner (2012-15) for Delaware, playing in 46 consecutive contests without missing a game...Served as the long snapper on punts for all four seasons, and snapped for kick placements his final two years...Delaware allowed just two blocked punts in 224 attempts during his career...Played in all 11 games as a senior in 2015 while snapping for All-American punter/holder Eric Anderson and kicker Frank Raggio...Part of a punt unit that did not allow a blocked kick in 61 attempts and ranked No. 3 in the Colonial Athletic Association with a 41.1-yard gross punting average...Helped Delaware convert 16 of 17 (.941) extra points and 10 of 16 (.625) field goals on the season...Earned the Blue Hen Touchdown Club Outstanding Senior on Special Teams award...Played in all 12 games as a junior in 2012, snapping for kick placements for the first time in addition to punts for a third consecutive season...Helped Anderson earn his first All-American honor as the Blue Hens had just one punt blocked in 55 attempts and ranked No. 1 in the CAA and No. 7 in the Football Championship Subdivision with a 38.6-yard net punting average...Snapped as kicker Garrett Greenway made 31 of 33 (.939) extra-point attempts and 6 of 11 (.545) field goals...Recorded a special teams tackle in punt coverage vs. Towson (Oct. 18) and vs. Rhode Island (Nov. 1)...Saw action in all 12 games as a sophomore in 2013, serving as the long snapper on punts...Worked with Anderson as he led the CAA and ranked No. 3 in the FCS with a 45.0-yard gross punting average...Delaware also ranked No. 2 in the FCS with a 41.5-yard net punting average and did not allow a blocked punt in 60 attempts, while opponents averaged just 6.1 yards per return...Was named the Blue Hen Touchdown Club Special Teams Player of the Week vs. Delaware State (Sept. 7)...Recorded a special teams tackle vs. Wagner (Sept. 21)...Earned long-snapping duties on punts as a true freshman in 2012, playing in all 11 games...Teamed with punter Rauley Zaragoza as Delaware recorded a 37.9-yard gross punting average and had just one kick blocked on 49 attempts...Recorded a tackle on punt coverage vs. New Hampshire (Sept. 29) and vs. Maine (Oct. 6)...Made his collegiate debut vs. West Chester (Aug. 30)...Earned his degree in business management and sport management...Was a three-year letterwinner at Mainland Regional High School (Linwood, N.J.), playing tight end and quarterback while also serving as the team's long snapper...Was a three-year starter and letterwinner for Mainland's baseball team, pitching and playing first base...Also played one season of basketball as a senior, helping lead the team to a 19-4 record...Became involved with "Be The Match" while at Delaware, helping find volunteers for the organization's bone-marrow registry...Interned for Optimum Scouting while working toward his sport management degree at Delaware...Given name Joseph Anthony Fortunato III; born in Atlantic City, N.J.



38

INNIS GAINES*S, 6-1, 202, 8/29/98**ROOKIE, TCU*

Signed by Green Bay on Jan. 8, 2021...Played four seasons (2016-19) at TCU, appearing in 38 games with 16 starts and making 104 tackles (69 solo), 15 tackles for a loss, four sacks, three interceptions, 13 passes defended and three forced fumbles...Started the season's first eight games as

a senior in 2019 before missing the last four due to injury, finishing with 34 tackles (22 solo) to go along with 2½ tackles for a loss, a sack, an INT, two passes defended and three quarterback hurries...Totaled a season-high six tackles (two solo) at Purdue (Sept. 14)...Notched two QB hurries to go along with four tackles at Kansas State (Oct. 19)...Picked off QB Sam Ehlinger late in the fourth quarter vs. No. 15 Texas (Oct. 26) to seal the 37-27 victory...Made five tackles (four solo), 1½ tackles for a loss and a 2-yard sack of QB Spencer Sanders at Oklahoma State (Nov. 2)...Started the first six games of the season as a junior in 2018 before being sidelined by injury, posting 31 tackles (24 solo), a career-high 6½ tackles for a loss, a sack, a career-high seven passes defended and a forced fumble...Opened the season with an INT vs. Southern (Sept. 1), picking off QB John Lampley late in the first quarter...Broke up a career-high three passes at SMU (Sept. 7)...Recorded career highs with nine tackles (seven solo) and 3½ tackles for a loss vs. Ohio State (Sept. 15) to go along with two passes defended...Strip-sacked QB Zeb Noland at Iowa State (Sept. 29), leading to a 47-yard scoop-and-score by DE Ben Banogu...Played in all 14 games with two starts as a sophomore in 2017, recording career highs with 37 tackles (22 solo) and two sacks while also notching an INT, four passes defended and two forced fumbles...Made his first career start vs. No. 23 West Virginia (Oct. 7), matching his season high with five tackles (two solo)...Notched his first career sack at Kansas State (Oct. 14), dropping QB Alex Delton for an 11-yard loss late in the fourth quarter, while adding two passes defended...Added another sack and two tackles for a loss at No. 25 Iowa State (Oct. 28)...Sealed the Horned Frogs' 39-37 win over No. 13 Stanford in the Valero Alamo Bowl (Dec. 29), intercepting a pass from QB K.J. Costello at the Stanford 44 with 2:01 remaining in the game, while also posting a season-high six tackles (four solo) and a forced fumble against the Cardinal...Played in the season's final 10 games as a true freshman in 2016, making two tackles (one solo)...Made his collegiate debut at SMU (Sept. 23)...Recorded his first career tackle on the opening kickoff vs. No. 13 Oklahoma State (Nov. 19), bringing down KR Barry Sanders Jr. at the Oklahoma State 18...Majored in criminal justice...Named the 2015 Super Gold Defensive Player of the Year as a senior at West Brook High School in Beaumont, Texas...Recorded 124 tackles, 12 tackles for a loss, five INTs, 11 passes defended, three forced fumbles, two fumble recoveries and three defensive TDs during his final season...Also played basketball and was a member of the track team while in high school, lettering three years in each sport...Volunteered at local food banks and youth football camps and visited elementary schools while in college...Has a son and a daughter...Goes by the nickname "Thump," which comes from the nickname "Thump Thump" he received while in high school...Given name Innis Cole Gaines; born in Beaumont, Texas.



80

BAILEY GAITHER*WR, 6-0, 188, 1/11/97**ROOKIE, SAN JOSE STATE*

Signed by Green Bay as an undrafted free agent on May 14, 2021...Played in 44 games with 27 starts in five seasons (2016-20) at San Jose State, totaling 135 receptions for 2,227 yards (16.5 avg.) and 18 touchdowns...Finished his career tied for No. 2 in Spartans history in TD receptions, No. 4 in receiving yards and No. 11 in receptions...Also rushed six times for 47 yards (7.8 avg.), returned 23 kickoffs for 434 yards (18.9 avg.) and 12 punts for 56 yards (4.7 avg.) and blocked two punts during his college career...Was a two-time All-Mountain West Conference honoree, including first-team honors as a graduate senior in 2020...Started all seven games for the Spartans in 2020, leading the team with 725 receiving yards on 41 receptions while averaging a team-high and career-best 17.7 yards per reception...Also tied for No. 2 on the team with four TD catches...Returned five punts for 37 yards (7.4 avg.)...Helped lead San Jose State to a 7-1 overall record, an MWC Championship and a consensus No. 24 ranking in the final polls...Opened the season with 110 yards

on eight receptions (13.8 avg.) vs. Air Force (Oct. 24)...Posted career highs in receptions (10) and receiving yards (208) vs. New Mexico (Oct. 31) while also notching a TD catch...Racked up 156 yards on seven receptions (22.3 avg.) vs. Nevada (Dec. 11)...Started all 12 games as a senior in 2019, posting 52 receptions for 812 yards (15.6 avg.) and six TDs, all career highs...Earned an honorable mention All-MWC selection...Led the team in TD receptions, with five of his six scores coming against Mountain West opponents...Recorded a season-high 131 yards and a TD on five receptions (26.2 avg.) at Nevada (Oct. 12)...Caught a season-high eight passes for 110 yards (13.8 avg.) and a score vs. Boise State (Nov. 2)...Notched four receptions for 74 yards (18.5 avg.) and a TD at Hawai'i (Nov. 9), setting a school record with his sixth consecutive game with a TD reception...Played in four games with three starts as a junior in 2018, recording 16 receptions for 327 yards (20.4 avg.) and three TDs before suffering a season-ending injury...Rushed three times for 28 yards (9.3 avg.) and returned three kickoffs for 50 yards (16.7 avg.) on the year...Began the season with six receptions for 137 yards (22.8 avg.) and two TDs vs. UC Davis (Aug. 30) to go along with two carries for 26 yards (13.0 avg.)...Caught two passes for 97 yards (48.5 avg.) vs. Hawai'i before sustaining an Achilles injury that would end his season...Saw action in nine games with four starts as a sophomore in 2017, finishing with 22 receptions for 320 yards (14.5 avg.) and a team-leading four receiving TDs...Also returned 13 kickoffs for 256 yards (19.7 avg.), both career highs, and was credited with four punt returns for zero yards...Set season highs in receptions (six), receiving yards (100) and receiving TDs (two) vs. South Florida (Aug. 26) in addition to blocking a punt that would be returned for a Spartan score...Set season highs with eight catches for 125 yards (15.6 avg.) and a TD at Utah (Sept. 16)...Played in all 12 games with one start as a redshirt freshman in 2016, finishing with four receptions for 43 yards (10.8 avg.) and a score while returning seven kickoffs for 128 yards (18.3 avg.)...Made his collegiate debut at Tulsa (Sept. 3), catching one pass for 4 yards...Made his first career start at Iowa State (Sept. 24), hauling in one pass for 13 yards...Scored his first career TD on a 25-yard reception early in the first quarter vs. Air Force (Nov. 19)...Earned his degree in communication studies...Was a first-team all-state selection by CalHSports.com in 2014 as a multi-purpose player at Paso Robles (Calif.) High School...Recorded 167 receptions for 3,277 yards (19.6 avg.) and 41 TDs in three varsity seasons (2012-14)...Named the California Interscholastic Federation Northern Division Player of the Year, the *San Luis Obispo Tribune's* County Player of the Year and the Pac-5 League's Most Valuable Player after hauling in 73 passes for 1,480 yards (20.3 avg.) and 20 TDs as a senior in 2014...Helped the Bearcats reach the semifinal round of the 2014 California Division III playoffs...Played shortstop on the Paso Robles baseball team, where he was the 2015 All-North County Offensive Player of the Year as a senior...Batted .506 with 32 stolen bases as a junior in 2014, earning first-team All-CIF Northern Division recognition, second-team all-state honors from CalHSports.com and San Luis Obispo County Player of the Year honors...Volunteered at elementary schools and after-school programs while in college...His father, Bob, played running back at Butte College (Calif.)...Last name is pronounced GAY-ther...Given name Bailey Allen Magee Gaither; born in Chico, Calif.



50

TIPA GALEAI

LB, 6-5, 229, 2/26/97

FIRST YEAR, UTAH STATE

Re-signed by Green Bay on Jan. 25, 2021...Spent his entire rookie season in 2020 on the Packers' practice squad, appearing in one contest...Was a game-day elevation to the active roster in Week 1, making his NFL debut at Minnesota (Sept. 13) and appearing on nine snaps on defense...Originally signed by Green Bay as an undrafted free agent on April 30, 2020...Played in 25 games with 24 starts for Utah State in 2018-19 after beginning his career at TCU, where he appeared

in 17 contests in 2015-16...Registered 119 tackles (60 solo), 23 tackles for a loss, 15½ sacks, three forced fumbles, a fumble recovery, two interceptions and five passes defended at Utah State...Started all 12 games he appeared in as a senior in 2019 and earned second-team All-Mountain West honors...Ranked No. 6 on the team with 55 tackles (30 solo) while tying for the team lead with five sacks and ranking No. 2 with nine tackles for a loss...Added a team-high eight QB hurries to go along with a fumble recovery...Posted four tackles (all solo), including a season-high three tackles for a loss and a sack, at San Diego State (Sept. 21)...Registered a career-high four QB hurries, six tackles (four solo) and a fumble recovery vs. Colorado State (Sept. 28)...Recorded five tackles (three solo) and matched his career high with two sacks at New Mexico (Nov. 30)...Appeared in all 13 contests with 12 starts for the Aggies as a junior in 2018, earning second-team All-Mountain West recognition...Ranked No. 5 on the team with a career-high 64 tackles (30 solo) while leading the team in both sacks (career-high 10½) and tackles for a loss (career-best 14)...Posted the most sacks by an Aggie since 2005 and the most tackles for a loss since 2015...Led the conference and was tied for No. 9 in the nation in sacks...Led the team with three forced fumbles and seven QB hurries while adding a career-best two INTs, five passes defended and a blocked kick...Recorded four tackles (two solo), a career-high two sacks, a forced fumble and a QB hit at Michigan State (Aug. 31)...Posted a career-high 11 tackles (four solo) and a sack, and blocked a 40-yard FG vs. Air Force (Sept. 22)...Intercepted his first career pass and returned it 56 yards for a TD at BYU (Oct. 5)...Posted his second career INT when he picked off a pass vs. San Jose State (Nov. 10)...Matched his career high with two sacks vs. North Texas in the New Mexico Bowl (Dec. 15) as he finished with six tackles (four solo) and three tackles for a loss...Sat out the 2017 season after transferring from TCU...Played in 10 games as a sophomore in 2016 at TCU and posted 24 tackles (16 solo), 5½ tackles for a loss, 3½ sacks, two fumble recoveries and a pass defended...Registered a season-high six tackles (one solo) vs. Iowa State (Sept. 17)...Recorded three tackles (two solo) and a season-high 1½ sacks at SMU (Sept. 23)...Matched his season high with six tackles (two solo) vs. Texas Tech (Oct. 29)...Posted two tackles (one solo) and a strip-sack of QB Jacob Eason that he recovered vs. Georgia (Dec. 30) in the AutoZone Liberty Bowl...Played in seven games as a true freshman at TCU in 2015, finishing the season with seven tackles (five solo) and a sack...Posted his first career sack vs. Stephen F. Austin (Sept. 12) in his collegiate debut...Earned his degree in communications...Earned District 7-6A first-team honors and honorable mention all-state recognition as an LB at Trinity High School (Euless, Texas)...Was named to the *Fort Worth Star-Telegram* Super Team following his senior season after he registered 52 tackles, 15 tackles for a loss, eight sacks and 17 QB hurries...Did an internship with the strength coach at Utah State in the fall of 2019...Helped with a turkey drive and served dinner to families during Thanksgiving while he was at Utah State...His brother, Salanao, was a long snapper at Utah State in 2014-15...His cousin, T Halapoulivaati Vaitai, plays for the Detroit Lions and was a teammate of his at TCU...Another cousin, T Sam Tevi, plays for the Indianapolis Colts...Name is pronounced tee-puh nah-lee-eye...Given name Tipa Te'i Galeai; born in Euless, Texas.



53

JONATHAN GARVIN

LB, 6-4, 257, 7/28/99

SECOND YEAR, MIAMI

Played in eight contests for the Packers in 2020, recording five tackles (two solo)...Was inactive for the final eight games of the regular season and both postseason contests (healthy scratch)...Played in his first NFL game at Minnesota (Sept. 13), seeing action on defense and special teams...Saw increased action on defense due to injuries at New Orleans (Sept. 27), playing 16 snaps and recording his first career solo tackle on defense...Played a season-high 24 defensive snaps vs. Atlanta (Oct. 5)...Registered a career-best three tackles (two solo) at

OPEN FREE AGENTS/
FIRST-YEAR PLAYERS

COMMUNITY

ADMIN. &
COACHES

VETERANS

OF A YEAR
PLAYERS

2020
REVIEW

RECORDS &
HISTORY

LAMBEAU
FIELD

MISC.

Tampa Bay (Oct. 18)...Selected by the Packers with the second of two selections in the seventh round (No. 242 overall) of the 2020 NFL Draft, a pick obtained from Baltimore in 2018 in exchange for RB Ty Montgomery...Appeared in 38 games with 24 starts at defensive end during his three seasons at Miami, recording 106 tackles (46 solo), 29 tackles for a loss, 12½ sacks, four fumble recoveries, four forced fumbles and five passes defended...Played in 12 games with 11 starts at DE as a junior in 2019 and posted 37 tackles (21 solo), nine tackles for a loss, five sacks (tied for No. 2 on team) and two forced fumbles...Posted three tackles (two solo), a sack and a forced fumble vs. Central Michigan (Sept. 21)...Recorded two tackles (one solo), 1½ tackles for a loss and a sack vs. Louisville (Nov. 9)...Tied for the team lead with a career-high 10 tackles (six solo) at Duke (Nov. 30) while matching his career best with two sacks and finishing the day with a career-high 3½ tackles for a loss and adding a forced fumble...Started all 13 games at DE as a sophomore in 2018, recording a career-high 60 tackles (20 solo), a career-best 17 tackles for a loss and a career-high 5½ sacks...Added two fumble recoveries (one for a TD), two QB hits and a career-high five passes defended...Ranked No. 2 on the team and No. 4 in the ACC in tackles for a loss...Was tied for the team lead in fumble recoveries...Made his first career start vs. LSU (Sept. 2), posting season highs in tackles (eight) and tackles for a loss (three) while also adding a sack, a QB hit and a pass defended...Matched his season high with eight tackles vs. Savannah State (Sept. 8) while also tying a season high with three tackles for a loss...Posted a career-high two fumble recoveries vs. North Carolina (Sept. 27), including a recovery of a fumble by North Carolina QB Nathan Elliott that he returned 9 yards for a TD in the first quarter...Registered the first two-sack game of his career vs. Florida State (Oct. 6), finishing with five tackles (all solo)...Saw action in all 13 games as a true freshman in 2017 and registered nine tackles (five solo), three tackles for a loss, two sacks, two forced fumbles, two fumble recoveries and a blocked kick...Made his collegiate debut vs. Bethune-Cookman (Sept. 2), posting a solo tackle...Blocked a punt in the third quarter at North Carolina (Oct. 28), giving the Hurricanes the ball at the North Carolina 13-yard line...Posted his first career sack vs. Virginia Tech (Nov. 4), bringing down QB Josh Jackson for a 7-yard loss and forcing a fumble that he recovered at the Virginia Tech 31 and returned 2 yards to the 29...Posted a strip-sack for the second straight game vs. Notre Dame (Nov. 11), bringing down QB Brandon Wimbush for a 7-yard loss midway through the fourth quarter and recovering the fumble at the Notre Dame 30...Majored in religious studies...Attended Lake Worth (Fla.) Community High, where he set a single-season school record with 18 sacks as a senior in 2016...Finished the year with 97 tackles and 59 tackles for a loss...Was ranked the No. 22 defensive end by ESPN and the No. 33 DE by Scout.com...Registered 93 tackles, 36 tackles for a loss, nine sacks, six forced fumbles and an interception as a junior in 2015...Visited schools and hospitals while he was in college... Given name Jonathan Neo Darnell Garvin.



67

JAKE HANSON
C, 6-4, 296, 4/29/97
FIRST YEAR, OREGON

Re-signed with Green Bay on Jan. 26, 2021...Spent the first five weeks of the 2020 regular season on the Packers' practice squad before being placed on injured reserve-practice squad on Oct. 13...Selected by the Packers with the second of three picks in the sixth round (No. 208 overall) of the 2020 NFL Draft...Started 49 games at center over four years at Oregon, earning second-team All-Pacific-12 honors from *The Associated Press* his final two seasons and honorable mention from the conference's coaches all four seasons...Helped the Ducks rank in the top 30 in the nation in scoring offense in all four of his seasons...Started all 12 games played at C as a senior in 2019, earning second-team All-Pac-12 honors from AP and honorable mention from coaches...Committed just one penalty while playing 746 snaps for an Oregon team that ranked No. 16 in the country in

scoring offense (35.4 ppg)...Was part of an Oregon offense that was one of only seven FBS teams with 35-plus passing TDs and 25-plus rushing TDs in 2019...Helped protect QB Justin Herbert, who threw for a career-high 3,471 yards and a career-best 32 TDs with just six INTs for an efficiency rating of 156.92 (No. 14 in the nation)...Blocked for Herbert as he connected on 30 of 42 passes for 316 yards and five TDs with zero INTs vs. Montana (Sept. 14), his second consecutive game with 300-plus passing yards, five passing TDs and no INTs, as the line did not allow a sack...Helped the Ducks rack up 528 total yards vs. Washington State (Oct. 26), including a season-high 306 rushing yards and three TDs on 47 carries (avg.) as RB CJ Verdell posted a career-high 257 yards and three TDs on 23 attempts (11.2 avg.)...Did not allow a pressure, hurry or hit on Herbert vs. Wisconsin (Jan. 1) in the Rose Bowl, his second straight game doing so after not allowing any in the Pac-12 title game vs. Utah (Dec. 6)...As a junior in 2018, started all 12 games he appeared in at C and didn't allow a sack for the third consecutive season...Earned second-team All-Pac-12 honors from AP and All-Pac-12 honorable mention from the coaches while also being named Pac-12 All-Academic honorable mention...Played 896 snaps for the season and every snap in seven contests, including the first five Pac-12 games...Part an offensive line that helped Oregon finish No. 25 nationally in scoring offense (34.8 ppg), which included five games with 200-plus yards rushing...Helped the offense feature a 3,000-yard passer in Herbert (3,151), a 1,000-yard rusher in Verdell (1,018) and a 1,000-yard receiver in WR Dillon Mitchell (1,184)...Part of a line that helped clear the way for the Ducks to rack up a season-high 562 total yards of offense vs. Portland State (Sept. 8), including 296 rushing yards and five TDs on 47 carries (6.3 avg.)...Had his consecutive-starts streak snapped at 34 games at Utah (Nov. 10) due to a personal-foul penalty committed in the second half the previous week...Helped Oregon finish with two players with 180-plus rushing yards (Travis Dye, 199; Verdell, 187) in the same game for the first time in program history as the Ducks racked up a season-high 392 rushing yards and six TDs on 62 carries (6.3 avg.) at Oregon State (Nov. 23)...As a sophomore in 2017, started all 13 games at C and didn't allow a sack for the second consecutive season...Earned honorable mention All-Pac-12 honors from the coaches and was named Pac-12 All-Academic honorable mention...Played in a team-high 97.0 percent of the offensive snaps (942) and appeared on every offensive snap in 10 games...Part of an offensive line that helped the Ducks finish No. 12 nationally in rushing offense (251.0 ppg), No. 18 in scoring offense (36.0 ppg) and tied for No. 7 in rushing TDs (40)...Helped pave the way for five games with 200-plus yards rushing and 200-plus yards passing...Part of an offense that ran for 200-plus yards 10 times on the season...Helped clear holes for RB Royce Freeman, who ranked No. 11 in the country with 1,475 yards and 16 TDs on 244 carries (6.0 avg.)...Helped clear holes for the Ducks to register 703 yards of total offense vs. Southern Utah (Sept. 2), including 348 rushing yards and a school-record nine TDs on 52 carries (6.7 avg.)...Blocked for Herbert as he threw for a season-high 365 yards and five TDs vs. Nebraska (Sept. 9)...Helped the Ducks rack up a season-best 353 rushing yards and five TDs on 50 carries (7.1 avg.) vs. Arizona (Nov. 18) with a pair of 100-yard rushers in Freeman (135) and RB Tony Brooks-James (124)...Started all 12 games at C as a redshirt freshman in 2016 and did not allow a sack...Named All-Pac-12 honorable mention by the coaches and earned second-team All-Academic honors...Played 900 of 929 offensive snaps (97 percent)...Helped Oregon finish No. 15 nationally in total offense (491.7 ppg) and was part of an offensive line that led the way for 200-plus yards rushing and 200-plus yards passing in the same game seven times...Helped pave the way for nine 200-yard rushing games as the Ducks finished No. 2 in the Pac-12 in rushing offense (226.4 ppg)...Made his first career start vs. UC Davis (Sept. 3) and helped the Ducks post 522 yards of offense...Helped clear the way for the Ducks to register a season-high 336 rushing yards and five TDs on 47 carries (7.1 avg) vs. Nebraska (Sept. 17)...Blocked for Herbert as he threw for a career-high 489 yards and four TDs vs. Arizona State (Oct. 29) as Oregon posted a season-high 734 total yards...Graduated with a double major in general social science and political science...Earned Division II second-team all-state honors from MaxPreps as a senior at Eureka (Calif.) High School...Was a two-time Big 5 co-MVP lineman...Was credited with 13 pancake blocks for an offense that averaged 223.5 yards per game and

scored 26 of its 34 TDs on the ground...Posted 61 career tackles (39 solo) on defense, including 29 tackles (20 solo) as a senior... Rated the No. 36 offensive tackle in the class and the No. 39 player in California...His brother, Josh, played on the offensive line at Humboldt State University from 2013-17...Given name Jake Scott Hanson...Born in Santa Clarita, Calif.



46
DE'JON HARRIS
 LB, 6-0, 231, 11/1/97
 FIRST YEAR, ARKANSAS

Re-signed by Green Bay on Jan. 25, 2021...Spent the entire 2020 regular season and both playoff games on the Packers' practice squad after being signed on Sept. 9...Was a gameday elevation to the active roster in Weeks 4 and 12, appearing on defense and special teams...Made his NFL debut vs. Atlanta (Oct. 5), seeing time on special teams...Played the first defensive snaps of his career vs. Chicago (Nov. 29) while also getting in on special teams...Originally signed as an undrafted free agent by the New England Patriots on May 5, 2020...Released by New England on Sept. 5, 2020...Played in 48 games with 36 starts for the Razorbacks, finishing with 371 tackles, 7½ sacks, four forced fumbles, three fumble recoveries and eight QB hits...Started 36 consecutive games over his final three seasons (2017-19), becoming the fourth player in school history to record three consecutive seasons with 100-plus tackles...Started all 12 games at MLB as a senior in 2019, tallying 101 total tackles (49 solo) to lead the SEC for a second consecutive season and earn second-team All-Southeastern Conference honors from *The Associated Press*...Also recorded 6½ tackles for a loss, a sack, two forced fumbles, two fumble recoveries, two pass breakups and two QB hurries...Put together five games with double-digit tackles on the season...Recovered a fumble vs. No. 23 Texas A&M in Arlington, Texas (Sept. 28), returning it for a 6-yard score late in the second quarter...Finished with 10 tackles (six solo), a tackle for a loss and a fumble recovery at Kentucky (Oct. 12)...Made a team-leading 10 tackles (five solo) vs. No. 11 Auburn (Oct. 19) and forced a fumble...Notched eight tackles (five solo) and a tackle for a loss at No. 1 LSU (Nov. 23)...Finished his college career with 11 tackles (eight solo), a sack, two tackles for a loss and a forced fumble vs. Missouri (Nov. 30)...Started all 12 games at MLB as a junior in 2018, earning second-team All-SEC honors from AP...Led the SEC with a career-high 118 tackles and 62 solo tackles, marking back-to-back seasons of leading Arkansas in total tackles...Posted seven double-digit-tackle performances, including five in conference play...Also registered nine tackles for a loss, two sacks, five pass breakups, two QB hurries, a forced fumble and a fumble recovery...Was named to the preseason Bednarik, Bronco Nagurski and Butkus Award watch lists...Set a career high with 16 tackles (12 solo) vs. Texas A&M in Arlington (Sept. 29) while adding a sack and two tackles for a loss...Produced 11 tackles (five solo) vs. No. 1 Alabama (Oct. 6) and a team-leading 13 tackles (10 solo) vs. Ole Miss (Oct. 13) while also wrapping up a sack against the Rebels...Posted 12 tackles (four solo) and two tackles for a loss vs. No. 9 LSU (Nov. 10)...Started all 12 games as a sophomore in 2017, leading the team in tackles (115, 66 solo), tackles for a loss (8½) and sacks (3½)...Earned first-team All-SEC honors from Pro Football Focus, second-team All-SEC honors from AP and third-team All-SEC honors from *Phil Steele's College Football*...Became the first Arkansas player to lead the team in tackles, tackles for a loss and sacks in the same season since at least 1973...Finished No. 3 in the SEC in tackles and solo tackles...His 66 solo stops were the most by a Razorback in a single season since Sam Alajabutu tallied 67 in 2005...Was one of 20 players in the FBS with 115-plus tackles and 8½-plus tackles for a loss...Of his seven 10-plus-tackle performances, six came against SEC opponents, which tied for the league lead...Joined Dre Greenlaw as the only SEC teammates to each record 100-plus tackles on the season...Made his first career start vs. Florida A&M (Aug. 31) and led the team with five tackles (all solo), including a tackle for a loss...Tied for the team lead with 14 tackles (six solo)

vs. Texas A&M (Sept. 23)...Finished with a team-high 12 tackles (seven solo) at No. 1 Alabama (Oct. 14) to go along with a sack and a season-high two tackles for a loss...Recorded a game-high 13 tackles (11 solo), a sack, two tackles for a loss and a QB hurry vs. Coastal Carolina (Nov. 4)...Led the team with 12 tackles (six solo) at No. 24 LSU (Nov. 11)...Finished the year with a season-high 14 tackles (six solo), a sack, a tackle for a loss and three QB hurries vs. Missouri (Nov. 24)...Saw action on all 12 games as a true freshman in 2016, playing extensively on special teams and providing depth at linebacker...Totalled 37 tackles (18 solo), two tackles for a loss, a sack and a forced fumble...Ranked No. 2 on the team with 11 special teams tackles...Earned SEC All-Freshman Team honors from the league's coaches...Made the first two tackles of his career on defense vs. Texas State (Sept. 17)...Tied for the team lead with seven tackles (three solo) vs. Alcorn State (Oct. 1)...Forced a fumble recovered by Arkansas at the team's own 3-yard line vs. No. 1 Alabama (Oct. 8)...Contributed seven tackles (four solo) vs. No. 24 LSU (Nov. 12), including 1½ tackles for a loss and his first career sack...Posted a season-high 10 tackles (four solo) at Mississippi State (Nov. 19)...Major in communications...Led John Ehret High School (Marrero, La.) to the state championship game and a 12-3 record as a senior in 2015, playing QB and LB...Named the Offensive Player of the Year on *The New Orleans Advocate's* all-metro team for large schools and earned All-District 8-5A honors as a senior after recording 83 tackles and 14 tackles for a loss...Also posted 1,058 rushing yards, 374 receiving yards and 495 passing yards...Served as the team's kicker and punter while in high school...Also played basketball and threw the javelin for the track team...Visited local Boys & Girls Clubs and homeless shelters while in college...Older brother, Donte Jones, played running back at Grambling State...Nickname "Scoota" was given to him by his godmother when he was a baby...First name is pronounced DEE-jhan...Given name De'Jon Raiheem Harris; born in Harvey, La.



90
JACK HEFLIN
 DL, 6-3, 304, 3/8/98
 ROOKIE, IOWA

Signed by Green Bay as an undrafted free agent on May 14, 2021...Played his graduate season at Iowa (2020), starting all eight games at defensive tackle after spending three seasons at Northern Illinois (2017-19), where he appeared in 39 games with 29 starts...Recorded 21 tackles (13 solo), 3½ tackles for a loss and a sack during his lone season as a Hawkeye in 2020...Made his Iowa debut at Purdue (Oct. 24), starting at DT and nothing two assisted tackles...Posted a season-high seven tackles (four solo) and a half-tackle for a loss vs. Northwestern (Oct. 31)...Helped Iowa allow only 59 rushing yards vs. Michigan State (Nov. 7), finishing the game with four tackles (three solo), a tackle for a loss and a QB hurry...Brought down QB Will Lewis for a 5-yard sack at Penn State (Nov. 21), his first as a Hawkeye...Started all 11 games he appeared in as a junior at Northern Illinois in 2019, earning first-team All-Mid-American Conference and honorable mention All-American recognition from Pro Football Focus...Also received second-team All-MAC honors from the league's coaches...Selected as NIU's Defensive Player of the Year by the team's coaching staff...Served as one of the Huskies' four permanent team captains throughout the season...Posted 31 tackles (14 solo) while leading the team with a career-high 8½ tackles for a loss and three sacks...Also forced three fumbles, good for No. 2 in the MAC and tied for No. 16 in the nation...Racked up five tackles (three solo), a tackle for a loss and a 4-yard strip-sack of QB Drew Plitt that stalled a second-quarter drive vs. Ball State (Oct. 5)...Tallied a season-high six tackles (four solo), 1½ tackles for a loss, a QB hurry and a 10-yard strip-sack of QB Eli Peters at Toledo (Nov. 13)...Dropped QB Jon Wassink for a 15-yard sack vs. Western Michigan (Nov. 26)...Played in 14 games with five starts as a sophomore in 2018...Named third-team All-MAC by the league's coaches...Finished the season with a career-high 33 tackles (19 solo), eight tackles for a loss (No. 4

on team), a career-high six sacks (No. 3) and a blocked kick... All of his sacks and tackles for a loss came during a six-game stretch in the second half of the season...Logged his first career sack vs. Ohio (Oct. 13), bringing down QB Nathan Rourke for a 7-yard loss in the third quarter...Made his first start of the season vs. Toledo (Nov. 7) and set career highs with 2½ sacks and 3½ tackles for a loss while matching his career best of seven tackles (five solo)...Started all 13 games as a redshirt freshman in 2017, recording eight tackles (six solo) and a tackle for a loss...Made his collegiate debut vs. Boston College (Sept. 1), starting at DT and logging an assisted tackle...Posted his first career tackle for a loss vs. Western Michigan (Nov. 15), bringing down RB Jarvion Franklin for a 4-yard loss on the game's second play from scrimmage...Earned his degree in kinesiology...Received all-state honors from the Illinois High School Football Coaches Association (IHSFCA) as a senior attending Prophetstown (Ill.) High School and competing for the Erie-Prophetstown football team...Earned first-team All-Western Illinois honors as an offensive and defensive lineman as both a junior and a senior...Finished his prep career with 249 tackles and eight forced fumbles...Competed for Erie-Prophetstown's basketball team, earning first-team all-area selections as a senior and sophomore...Also played baseball and was a member of the track and field team while in high school...Visited day-care centers and elementary schools and packaged meals at local food banks while in college...Worked for Pittsley Realty group in DeKalb, Ill., while in college...Showed beef cattle for JETTTT Farms, his family's business, while growing up...His sister, Erin, played lacrosse at Cornell College (Iowa)...Given name Jackson Dean Heflin; born in Galesburg, Ill.



68

ZACK JOHNSON

GIT, 6-6, 301, 1/19/1997

FIRST YEAR, NORTH DAKOTA STATE

Re-signed with Green Bay on Jan. 25, 2021...Spent his entire rookie season in 2020 on the Packers' practice squad...Was a gameday elevation to the active roster in Week 15 vs. Carolina (Dec. 19) and was active, but did not play...Originally signed by Green Bay as an undrafted free agent on May 1, 2020...Played in 54 games with 46 starts in his four seasons with the Bison, opening 30 contests at right tackle and 16 at right guard...Made 46 straight starts over his final three seasons and was a part of teams that won the FCS national title each of those seasons with a 45-1 overall record over that span...Helped NDSU set school records for rushing yards in three straight seasons from 2017-19...Started all 16 games at RG as a senior in 2019 as the Bison went undefeated and won their third straight national championship...Earned second-team All-America honors from *The Associated Press* and first-team recognition from *Phil Steele's College Football* and the Walter Camp Football Foundation...Earned first-team All-Missouri Valley Football Conference honors...Moved to RG to make room for another all-conference performer at RT in teammate Cordell Volson...Helped NDSU rush for a school-record 4,601 yards on 719 carries (6.4) with 50 TDs, an average of 287.6 rushing yards per game that ranked No. 4 in the FCS...Helped clear the way for the Bison to rush for 388 yards and four TDs on 45 carries (8.6 avg.) in the season opener vs. Butler (Aug. 31)...Was named the MVFC Offensive Lineman of the Week for his performance vs. North Dakota (Sept. 7) when he posted 12 knockdowns and helped NDSU rush for 266 yards and average 5.3 yards per carry...Part of an offense that registered a season-high 419 rushing yards and four TDs on 52 attempts (8.1 avg.) vs. South Dakota (Nov. 16)...Started all 15 games at RT as a junior in 2018 for the undefeated national champions...Earned first-team All-America honors from the Walter Camp Football Foundation and second-team recognition from STAS and *Phil Steele's College Football*...Earned first-team All-MVFC honors...Blocked for an NDSU offense that posted 4,293 rushing yards and 54 TDs on 670 attempts (6.4 avg.), an average of 286.2 yards per game that ranked No. 7 in the FCS...Was named the MVFC Offensive Lineman of the Week for his outing vs. Southern Illinois

(Nov. 17) as the Bison posted a season-high 663 yards of total offense, including 355 rushing yards and six TDs on 48 carries (7.4 avg.)...Part of an offense that generated 608 total yards and 439 rushing yards vs. South Dakota State (Dec. 14) in the FCS semifinals...Started all 15 games at RT as a sophomore in 2017, earning All-MVFC honorable mention as the Bison won the FCS national title and finished with a 14-1 record...Helped NDSU rush for 4,083 rushing yards with 48 TDs on 689 attempts (5.9 avg.) as the Bison ranked No. 4 in the FCS with an average of 272.2 rushing yards per game...Part of an offense that racked up a season-high 683 total yards in the 72-7 win vs. Mississippi Valley State (Sept. 2), including 498 rushing yards and seven TDs on 53 carries (9.4 avg.) as the Bison set highs for points, rushing yards and total yards in their 14 years of Division I football...Helped clear holes for the Bison to rack up 471 yards and four TDs on 48 carries (9.8 avg.) in the FCS semifinals vs. Sam Houston State (Dec. 15) as they finished with 642 yards of total offense...Appeared in eight games for the Bison in a reserve role as a redshirt freshman in 2016...Earned his degree in communications...Earned third-team AP all-state honors as a senior at Spring Lake Park (Minn.) High School, helping the Panthers advance to the Class 5A state semifinals...Earned all-metro honors from the *Pioneer Press* and second-team all-metro recognition from the *Star Tribune*...Played offensive and defensive tackle and kicker...Also competed in hockey and baseball all four years in high school...Visited hospitals and senior homes while he was in college...His older brother, Ben, was an offensive lineman at Bemidji State from 2012-16...Given name Zachary Joseph Johnson; born in Fridley, Minn.



45

BRONSON KAUFUSI

TE, 6-6, 270, 7/6/91

THIRD YEAR, BRIGHAM YOUNG

Signed by Green Bay on Jan. 15, 2021...Transitioned from defensive lineman to tight end after signing with the Packers...Spent the entire 2020 season on the New York Jets' practice squad...Began the 2019 season on the Jets' active roster, appearing in three games with one start and recording three tackles (two solo), a half-sack and a quarterback hit...Notched a career-high three tackles (two solo), his first career half-sack and a QB hit vs. Cleveland (Sept. 16)...Was released on Oct. 4 before signing to the Jets' practice squad on Oct. 8, where he spent the last 12 weeks of the '19 season...Appeared in three games for the Jets in 2018, registering a pass defense and a QB hit while playing on defense and special teams...Began the 2018 season on the Jets' practice squad before signing to the active roster on Dec. 8...Appeared in three games with one start for the Baltimore Ravens in 2017, registering four tackles on defense and a tackle on special teams...Started at DE in his NFL debut vs. Pittsburgh (Oct. 1) and recorded the first special teams tackle of his career...Made the first tackle of his career on defense vs. Chicago (Oct. 15), finishing with two tackles (one solo)...Originally drafted by Baltimore in the third round (No. 70 overall) of the 2016 NFL Draft...Spent his entire rookie season on injured reserve due to an injury suffered in training camp...Played in 50 games (37 starts) as a DE at BYU (2012-15), totaling 167 tackles (109 solo), 26½ sacks, 44 tackles for a loss, 17 QB hits, 15 passes defended, five forced fumbles, two interceptions and four blocked kicks...Finished his career ranked No. 3 in tackles for a loss and No. 5 in sacks in school history...Started all 13 games as a senior in 2015, setting career highs with 64 tackles (45 solo), 20 tackles for a loss, 11 sacks, and three forced fumbles while adding a fumble recovery and an INT...Led the nation with four blocked kicks on the season...Was named the team's MVP and earned BYU's Ed Stein Outstanding Senior Male Athlete Award for high athletic and academic performance and sportsmanship...Recorded three tackles (all solo), including two tackles for a loss and a sack, to go along with his second career INT vs. Connecticut (Oct. 2)...Set a BYU single-game record (NCAA official since 2000) with 3½ sacks vs. Cincinnati (Oct. 16), adding seven tackles (four solo), a forced fumble and a QB hit...Notched a career-high

10 tackles (eight solo), including three tackles for a loss, and two forced fumbles vs. Missouri (Nov. 14)...Blocked two kicks at Utah State (Nov. 28) while adding a sack...Posted nine tackles (seven solo), three tackles for a loss and a pass defended vs. No. 22 Utah in the Las Vegas Bowl (Dec. 19)...Started all 11 games he appeared in as a junior in 2014, registering 43 tackles (34 solo), 11½ tackles for a loss, seven sacks, six passes defended, a forced fumble and a fumble recovery...Earned first-team All-Independent honors from College Sports Madness and *Phil Steele's College Football*...Opened the season with four tackles (three solo), two sacks, two tackles for a loss and a fumble recovery at Connecticut (Aug. 29) and was named the FBS Independent Defensive Player of the Week...Posted nine tackles (eight solo), two sacks, and a season-high three tackles for a loss vs. UNLV (Nov. 15) to earn FBS Independent Defensive Player of the Week honors for the second time on the season...Started all 13 games as a sophomore in 2013, recording 37 tackles (19 solo), four sacks, seven tackles for a loss, six passes defended, an INT, a forced fumble, and a fumble recovery...Received second-team All-Independent honors from *Phil Steele's College Football*...Tallied his first career INT vs. Idaho State (Nov. 16), picking off QB Justin Arias in the second quarter and returning it 12 yards for a TD...Played in all 13 games as a freshman in 2012, totaling 23 tackles, 4½ sacks, a fumble recovery, a pass defended and a QB hit...Made his collegiate debut at Washington State (Aug. 30)...Notched three tackles (one solo), the first of his career, and his first career sack vs. Weber State (Sept. 8)...Set season highs with five tackles (two solo) and two sacks at New Mexico State (Nov. 24)...Recorded two tackles and a sack vs. San Diego State in the Poinsettia Bowl (Dec. 20)...Also played forward on BYU's basketball team as a freshman in 2012-13, averaging 6.4 minutes, 1.1 points and 1.7 rebounds per game...Earned his degree in statistics with an emphasis in analytics...Was ranked the No. 1 overall recruit in Utah by Rivals.com and Scout.com as a senior at Timpview (Provo, Utah) High School in 2009 despite suffering a season-ending injury early in the year...Was invited to play in the 2010 Under Armour All-America Football Game...Posted 70 tackles, 9½ sacks, 23 forced fumbles and a team-record 21 passes defended as a junior in 2008...Registered 57 tackles and eight sacks as a sophomore in 2007...Was a four-year letterwinner on Timpview's basketball team, averaging 16.5 points per game as a sophomore and 15.0 as a junior...Served on a two-year Mormon mission in Auckland, New Zealand, prior to attending BYU...Visited schools and youth camps while in college, speaking about topics such as mental health and the importance of STEM education...Interned with BYU's football analytics department while in college...His father, Steve, was a 12th-round draft choice (No. 319 overall) by the Philadelphia Eagles in 1988 and appeared in 32 NFL games as a DE before coaching at Utah (1994-2001) and BYU (2002-2017)...Mother, Michelle, is currently the mayor of Provo...His brother, Corbin, was a member of BYU's basketball and football teams and has spent time with the 49ers, Saints and Jets...Another brother, Devin, is a defensive lineman at Utah...Sister, Alexix, played basketball at BYU...Has 10 cousins and six uncles who have played collegiate football, including Will Tukuafu, an uncle, who also played in 50 NFL games as a defensive tackle for the 49ers and Seahawks...Kaufusi's wife, Hilary, was a goalkeeper on BYU's soccer team...The couple has a 2-year-old son, Taika...Last name is pronounced cow-FOO-see... Given name Bronson Sitiveni Kaufusi; born in Voorhees, N.J.



98
CARLO KEMP
 LB, 6-3, 281, 11/1998
 ROOKIE, MICHIGAN

Signed by Green Bay as an undrafted free agent on May 14, 2021...Played in 46 games with 29 starts in five seasons (2016-20) as a defensive lineman for the Wolverines, registering 81 tackles (31 solo), 10 tackles for a loss, 4½ sacks and a fumble recovery...Twice voted a team captain by his teammates (2019-20), making him the 15th player in school history to have earned the title more than once...Appeared in all six games with five starts during his graduate season in 2020, recording 21 tackles (11 solo), three tackles for a loss and two sacks (tied for No. 1 on team)...Opened the season with four tackles (three solo), two tackles for a loss and an 11-yard sack of QB Tanner Morgan at No. 21 Minnesota (Oct. 24)...Logged a season-high five tackles (one solo) vs. Michigan State (Oct. 31)...Wrapped up QB Graham Mertz for a 4-yard sack vs. No. 13 Wisconsin (Nov. 14)...Matched his season high with five tackles (three solo) vs. Penn State (Nov. 28)...Started all 12 regular-season games as a senior in 2019, missing the Vrbo Citrus Bowl vs. No. 9 Alabama (Jan. 1) due to injury...Was a third-team All-Big Ten selection by the league's coaches...Tallied a career-best 40 tackles (15 solo), 4½ tackles for a loss, two sacks and a fumble recovery...Notched a career-high nine tackles (two solo) vs. Army (Sept. 7), earning Defensive Player of the Game for his efforts...Recovered a fumble at Illinois (Oct. 12), setting up a 1-yard Michigan TD drive, while adding four tackles (all solo) and two tackles for a loss...Wrapped up a career-high 1½ sacks vs. Michigan State (Nov. 16)...Played in all 13 contests while starting the team's final 12 games as a junior in 2018...Named the Wolverines' Most Improved Player on defense...Made his first career start vs. Western Michigan (Sept. 8) and posted an assisted tackle...Logged season highs with four tackles (one solo), 1½ tackles for a loss and a half-sack vs. Southern Methodist (Sept. 15)...Posted three tackles (one solo) at No. 10 Ohio State (Nov. 24)...Played in all 13 games as a sophomore in 2017, totaling three tackles (one solo) with a quarterback hurry...Opened the season by making his first career tackle, a solo stop, vs. No. 17 Florida (Sept. 2) in Arlington, Texas...Made an assisted tackle at Penn State (Oct. 21) and at Maryland (Nov. 11)...Appeared in two games as a freshman in 2016...Made his collegiate debut vs. Colorado (Sept. 17)...Saw the first Big Ten action of his career at Rutgers (Oct. 8)...Earned his degree in political science while minoring in business...Was a four-year letterwinner on the football team at Fairview High School in Boulder, Co...Was a three-time Colorado High School Activities Association 5A first-team all-state selection (2013-15)...Earned four all-conference selections, receiving three first-team honors (2013-15) and a second-team honor (2012)...Named the conference's Defensive Player of the Year as a sophomore and senior... Was the winner of the 2015 Colorado Golden Helmet Award, presented by the *Denver Post* to the state's top prep football player... Helped lead Fairview to a state runner-up finish as sophomore... Registered 203 tackles (143 solo), 14 sacks and an interception during his prep career...Also played running back as a junior, rushing for 11 TDs...Played on the school's basketball team during his freshman and sophomore years...Maintained a 4.0 GPA in four years at Fairview...Was a four-time Academic All-Big Ten honoree (2017-20)...Volunteered through the Youth Impact Program while at Michigan, helping teach life skills to at-risk boys from economically disadvantaged neighborhoods in Detroit...His father, Nikki, played tailback at Wisconsin...His grandfather, Sam Pagano, was a kicker at Denver University...His uncles, Chuck Pagano (Wyoming) and John Pagano (Mesa University), both played college football before lengthy coaching careers at the collegiate and professional levels...Given name Carlo Joseph William Kemp; born in Boulder, Colo.

OPEN FREE AGENTS/
 FIRST-YEAR PLAYERS

COMMUNITY

ADMIN. &
 COACHES

VETERANS

OFF-SEASON
 PLAYERS

2020
 REVIEW

RECORDS &
 HISTORY

LANIBREAU
 FIELD

MISC.




35

JJ MOLSON

K. 5-11, 180, 4/3/97
FIRST YEAR, UCLA

Re-signed by Green Bay on Jan. 26, 2021...Spent the last two weeks of the 2020 regular season and both playoff games on the Packers' practice squad after being signed on Dec. 22...Originally signed to the Los Angeles Chargers' practice squad on Dec. 4, 2020, before being waived on Dec. 7...Served as the Bruins' primary placekicker in all four of his collegiate seasons (2016-19), appearing in 49 games...Made 51 of 74 career field-goal attempts (68.9 pct.) with a long of 51 yards and 150 of 151 PATS (99.3 pct.)...Also registered 145 touchbacks on 266 kickoffs (54.5 pct.)...His 51 made FGs are tied for No. 6 in school history, while his 304 career points also rank No. 6...Converted 90 consecutive extra-point attempts to conclude his career as a Bruin...Saw action in all 12 games as a senior in 2019, scoring 64 points on 8 of 14 FGs (57.1 pct.) and 40 of 40 PATS (100.0 pct.)...Also recorded 53 touchbacks on 61 kickoffs (86.7 pct.)...Tied a career high with eight made PATS at Washington State (Sept. 21) while kicking off 11 times with 10 touchbacks...Made a season-long 49-yard FG attempt, to go along with a 43-yard make, at Stanford (Oct. 17)...Played in all 12 games as a junior in 2018, converting 14 of 19 FG attempts (73.7 pct.) and 35 of 35 PATS (100.0 pct.)...Was an honorable mention All-Pacific-12 selection by the league's coaches...Winner of UCLA's Tommy Prothro Award for outstanding special teams play...Was a perfect 10 of 10 on FG attempts under 44 yards and 13 of 15 on attempts under 50 yards, with three of his misses coming on attempts of 52 yards or longer...Finished No. 4 in the Pac-12 in FGs made per game (1.17) and No. 6 in kick scoring per game (6.4 pts.)...Recorded 38 touchbacks on 60 kickoffs (63.3 pct.)...Connected on his first career 50-yard FG at Colorado (Sept. 28) while making all three of his FG attempts on the day...Scored a season-high 13 points by going 3 of 3 on FGs and 4 of 4 on PATS at California (Oct. 13)...Made two FGs in the final seven minutes of UCLA's 34-27 win vs. USC (Nov. 17), including a 48-yarder...Kicked in all 13 games as a sophomore in 2017, converting 17 of 21 FG attempts (81.1 pct.) and 49 of 50 PATS (98.0 pct.)...Also notched 18 touchbacks on 58 kickoffs (31.0 pct.)...His 81.0 field-goal percentage ranked No. 3 in the Pac-12, while his 100 points ranked No. 11 among all Pac-12 players...His 17 made FGs tied for No. 12 in school single-season history...Converted all eight of his PATS vs. Hawai'i (Sept. 9), a season high...Kicked a season-long 45-yard FG at Stanford (Sept. 23)...Scored a season-high 14 points in a 44-37 win vs. Arizona State (Nov. 11)...Made his first game-winning field goal, a 37-yarder, vs. California (Nov. 24) with four seconds remaining, giving UCLA a 30-27 win and bowl eligibility...Served as the primary placekicker and kickoff man as a true freshman in 2016, converting 12 of 20 FG attempts (60.0 pct.) with a long of 49 yards...Also was a perfect 27 of 27 on PATS (100.0 pct.) and recorded 20 touchbacks on 61 kickoffs (32.8 pct.)...Opened his collegiate career by making 3 of 4 FGs and his lone PAT for a season-high 10 points at Texas A&M (Sept. 3)...Kicked a 48-yard FG at Colorado (Nov. 3) and a season-long 49-yarder vs. Oregon State (Nov. 12)...Earned a degree in sociology...Played two years of high school football at the Selwyn House School in Westmount, Quebec, competing as a kicker, punter and cornerback...Was the second Canadian high school player selected to play in the U.S. Army All-American Bowl...Also played soccer, hockey, basketball, golf and tennis while in high school...Was heavily involved in UCLA's Team IMPACT chapter, spending time and visiting with a young cancer patient...Is an eighth-generation descendant of John Molson, the founder of North America's oldest brewery in 1786...His grandfather was once the owner of the Montreal Canadiens...Given name John Frederick Molson; born in Montreal, Canada.



82

ISAAC NAUTA

TE. 6-3, 246, 5/21/97
THIRD YEAR, GEORGIA

Re-signed by Green Bay on Jan. 25, 2021...Spent the last four weeks of the 2020 regular season and both playoff games on the Packers' practice squad after signing on Dec. 12...Began the season with the Detroit Lions, appearing in seven games and recording one catch for 3 yards...Spent the first seven weeks of the regular season on the Lions' practice squad before being promoted to the active roster on Oct. 31...Was elevated from the practice squad the day before the game in Weeks 6-7...Registered his only catch of the season at Atlanta (Oct. 25), a 3-yard reception...Played in six games for the Lions in 2019, notching two receptions for 13 yards (6.5 avg.)...Made his NFL debut vs. Washington (Nov. 24), appearing on offense and special teams...Logged his first NFL reception at Minnesota (Dec. 8), a 3-yard catch from QB David Blough...Followed that up with a 10-yard reception vs. Tampa Bay (Dec. 15)...Originally selected by the Detroit Lions with the first of two picks in the seventh round (No. 224 overall) in the 2019 NFL Draft...Released by Detroit on Aug. 31, 2019...Signed to the Lions' practice squad on Sept. 1...Signed from the practice squad to the active roster on Nov. 23...Played in 42 games with 27 starts in three seasons (2016-18) at Georgia, recording 68 receptions for 905 yards (13.3 avg.) and eight TDs...Saw action in all 14 games with 13 starts as a junior in 2018, finishing with 30 catches for 430 yards (14.4 avg.) and three TDs...Opened the year with a 12-yard TD reception vs. Austin Peay (Sept. 1)...Caught four passes for 47 yards (11.8 avg.) vs. Middle Tennessee (Sept. 15)...Was credited with a 31-yard rushing TD vs. Tennessee (Sept. 29) after picking up a QB Jake Fromm fumble, the lone rushing score and yardage of his career...Registered a season-high five receptions for 73 yards (14.6 avg.) vs. Florida (Oct. 27), with four catches coming on consecutive plays and covering 66 yards late in the second quarter...Scored on a 3-yard TD reception in the first quarter at Kentucky (Nov. 3)...Led the team with four receptions for 36 yards (9.0 avg.) vs. Georgia Tech (Nov. 24)...Finished with a season-high 81 yards and a TD on four receptions (20.3 avg.) vs. Alabama (SEC Championship, Dec. 1), including a season-long 55-yard catch...Played in all 15 games with nine starts as a sophomore in 2017, totaling nine receptions for 114 yards (12.7 avg.) and two TDs...Helped Georgia to a 13-2 record and a berth in the College Football Playoff National Championship...Notched a season-high two receptions for 24 yards (12.0 avg.) to start the season vs. Appalachian State (Sept. 2)...Made a season-long 41-yard TD grab vs. Mississippi State (Sept. 23)...Caught a 17-yard pass vs. South Carolina (Nov. 4)...Scored Georgia's first TD in the SEC Championship Game vs. Auburn (Dec. 2), a 2-yard pass from Fromm...Appeared in 13 games with five starts as a true freshman in 2016, finishing with 29 catches for 361 yards (12.4 avg.) and three TDs...Named to the Freshman All-America team by ESPN.com, *USA Today*, *Athlon*, the Football Writers Association and Campus Insiders...Named to the SEC All-Freshman team by the league's coaches...Ranked No. 2 on the team in TD catches and No. 3 in both receptions and receiving yards...Made his collegiate debut vs. North Carolina (Sept. 3)...Logged the first three receptions of his career at Missouri (Sept. 17), finishing with 16 yards (5.3 avg.)...Made the first start of his career vs. Tennessee (Oct. 1) and posted a career-high 83 yards on five receptions (16.6 avg.), including a season-long 50-yard TD catch in the third quarter...Matched his season high with five receptions vs. Vanderbilt (Oct. 15), finishing with 74 yards (14.8 avg.) and a TD...Had three receptions for 47 yards (15.7 avg.) vs. Kentucky (Nov. 5) and caught a two-point conversion...Majored in sport management...Played his senior year at IMG Academy in Bradenton, Fla...Named to the 2015 American Family Insurance *USA Today* All-USA first-team offense...Participated in the 2016 U.S. Army All-America Bowl...Rated as a five-star prospect by ESPN.com, *PrepStar*, *Rivals.com*, *Scout*, and *247Sports.com*...Attended Buford (Ga.) High School for his first three seasons, where he also played basketball and ran track...Helped lead the Wolves' basketball team to the state cham-

OTHER FREE AGENTS/
FIRST-YEAR PLAYERS

COMMUNITY

ADMIN. &
COACHES

VETERANS

OPA/FIRST-YEAR
PLAYERS

2020
REVIEW

RECORDS &
HISTORY

LAMBREAU
FIELD

MISC.

pionship game as a sophomore... Visited local elementary schools and Boys and Girls clubs while in college... Used his bench-press performance at the 2019 NFL Combine to raise money for the Food Bank of Northeast Georgia... Uncle, Joel Smeenge, played defensive end at Western Michigan before an 11-year NFL career with the New Orleans Saints (1990-94) and Jacksonville Jaguars (1995-2000)... Cousin, Stone Smeenge, plays football at Grand Valley State... Cousin, Priscilla Smeenge, played basketball at Michigan and as a graduate transfer at Liberty... Cousin, Megan Cobb, played water polo at Michigan and now plays professionally in Australia... Nicknames include "Ike" and "Ice"... Given name Isaac Jay Nauta; born in Grand Rapids, Mich.



99

WILLINGTON PREVILON

DL, 6-5, 287, 5/19/97

FIRST YEAR, RUTGERS

Re-signed by Green Bay on Jan. 25, 2021... Spent his entire rookie season in 2020 on the Packers' practice squad... Was a gameday elevation to the active roster in Week 2 vs. Detroit (Sept. 20) and was active, but did not play... Originally signed by Green Bay as an undrafted free agent on April 30, 2020... Played in 36 games with 18 starts and registered 71 tackles (31 solo), 12½ tackles for a loss, four sacks and three passes defended, appearing in every game in his final three seasons for the Scarlet Knights... Started all 12 games as a senior in 2019 and earned All-Big Ten honorable mention from the media... Earned the Homer Hazel Award as the team's most valuable player at the senior banquet... Also won the David Bender Trophy as the team's top defensive lineman... Registered a career-high 35 tackles (16 solo), a career-best and team-high 7½ tackles for a loss, a sack and a pass defended... Posted four tackles (solo), including two tackles for a loss, at Iowa (Sept. 7)... Registered two tackles (one solo) and a sack vs. Maryland (Oct. 5), bringing down QB Josh Jackson for a 3-yard loss to force a three-and-out... Recorded three tackles (two solo), including two tackles for a loss, and a pass defended at Indiana (Oct. 12)... Posted a career-high six tackles (all assisted) vs. Minnesota (Oct. 19)... Registered three tackles (one solo), including one for a loss, vs. Michigan State (Nov. 23)... Appeared in all 12 games with two starts as a junior in 2018, finishing with 23 tackles (10 solo), three tackles for a loss and two sacks... Sacked QB Clayton Thorson in the end zone for a safety vs. Northwestern (Oct. 20), finishing the game with two tackles (one solo)... Started at NT at Wisconsin (Nov. 3) and registered three tackles (all solo), including a stop of RB Jonathan Taylor for a 6-yard loss on third-and-1 early in the fourth quarter... Got the start at DE at Michigan State (Nov. 24) and posted three tackles (one solo) and a sack, bringing down QB Rocky Lombardi for a 4-yard loss on the opening drive of the game... Appeared in 12 games with four starts as a sophomore in 2017, totaling 13 tackles (five solo), a sack and two passes defended... Made his collegiate debut in the opener vs. Washington (Sept. 1) and posted two passes defended and a QB hurry... Posted his first career sack the next week vs. Eastern Michigan (Sept. 9), bringing down QB Brogan Roback for a 2-yard loss on third down in the second quarter... Recorded three tackles (one solo) vs. Morgan State (Sept. 16)... Registered a season-high four tackles (two solo) vs. Purdue (Oct. 21)... Did not see any game action as a redshirt freshman in 2016... Earned his degree in information technology and informatics... Registered 61 tackles, nine sacks and two forced fumbles as a senior at Orange (N.J.) High School... Earned first-team All-Group III honors from the *Star-Ledger* and was a first-team All-Super Essex Conference selection... Was rated the No. 4 defensive end in New Jersey by Scout.com... Also earned first-team All-Essex County honors from the *Star-Ledger* as a junior... Also lettered in track, participating in the javelin, discus and shot put... Visited schools and hospitals while in college and helped bring awareness to blood drives... Last name is pronounced PREV-ih-lahn... Lives in East Orange, N.J. ... Given name Wellington Previlon; born in Newark, N.J.



56

RANDY RAMSEY

LB, 6-3, 238, 9/7/95

SECOND YEAR, ARKANSAS

Re-signed by the Packers as an exclusive-rights free agent on March 18, 2021... Appeared in 12 games in 2020, recording two tackles (one solo) on defense and nine tackles on special teams (No. 3 on the team)... Also played in both postseason contests and registered a tackle on special teams... Was inactive for four contests (Weeks 1-3 with a groin injury, Week 8 as a healthy scratch)... Made his NFL debut vs. Atlanta (Oct. 5), appearing on eight plays on defense and seven on special teams... Led the team with a career-high three tackles on special teams at San Francisco (Nov. 3)... Posted an assisted tackle on defense at Detroit (Dec. 13), the first tackle on defense in his NFL career, and added a tackle on special teams... Posted a solo tackle on defense and two tackles on special teams vs. Carolina (Dec. 19)... Was re-signed by Green Bay on Jan. 21, 2020... Spent the entire 2019 season on the Packers' practice squad... Released by Green Bay on Aug. 31 and signed to the Packers' practice squad on Sept. 1... Originally signed by Green Bay as an undrafted free agent on May 3, 2019... Played in 41 games with 22 starts over four seasons at Arkansas (2014, 2016-18), seeing action at linebacker and at defensive end... Totaled 105 tackles (54 solo), 18½ tackles for a loss, 7½ sacks, 16 QB hurries, four forced fumbles, two fumble recoveries and two passes defended... Started in all 10 games played at DE as a senior in 2018, registering 32 tackles (16 solo), seven tackles for a loss, three sacks, six QB hurries and a fumble recovery... Posted six tackles (five solo), two tackles for a loss and a sack at Auburn (Sept. 22)... Tallied four tackles (two solo), 2½ tackles for a loss and a sack vs. Ole Miss (Oct. 13)... Recorded a season-high seven tackles (four solo), a tackle for a loss, a sack and a QB hurry vs. Vanderbilt (Oct. 27)... Played in all 12 games with eight starts at LB as a junior in 2017, totaling 42 tackles (20 solo), 5½ tackles for a loss, two sacks, six QB hurries, two passes defended and a forced fumble... Notched six tackles (four solo) with a tackle for a loss vs. Texas A&M in the Southwest Classic at AT&T Stadium (Sept. 23)... Posted a career-high nine tackles (five solo), 1½ tackles for a loss, a pass defended and a QB hurry at Ole Miss (Oct. 28)... Compiled seven tackles (three solo), a half-tackle for a loss, a pass defended and a QB hurry vs. Mississippi State (Nov. 18)... Saw action in 12 games with three starts at LB as a sophomore in 2016, posting 23 tackles (13 solo), 5½ tackles for a loss, 2½ sacks and a fumble recovery... Also led the team and ranked No. 4 in the Southeastern Conference in forced fumbles with three... Recorded two solo tackles with a tackle for a loss and forced and recovered a fumble in the fourth quarter vs. Alcorn State (Oct. 1)... Tallied a season-high five tackles (four solo) at Auburn (Oct. 22)... Tied his season high with five tackles (two solo) with a half-tackle for a loss vs. LSU (Nov. 12), adding a forced fumble and a QB hurry... Notched four tackles (one solo) with 1½ tackles for a loss vs. Virginia Tech (Dec. 29) in the Belk Bowl... Missed the 2015 season after being ruled academically ineligible... Appeared in seven games on defense and special teams with one start as a true freshman in 2014, registering eight tackles (five solo) with a half-tackle for a loss... Made his first career start vs. Northern Illinois (Sept. 20), notching two solo tackles... Tallied two tackles vs. Georgia (Oct. 18)... Recorded a season-high four tackles (three solo) with a half-tackle for a loss vs. UAB (Oct. 25)... Majored in criminal justice... Attended Dillard High School in Fort Lauderdale, Fla., where he registered 83 tackles, 34 tackles for a loss, 25 sacks and four forced fumbles as a senior in 2013... Saw time at cornerback, safety, LB and DE for the Panthers... Also lettered in basketball and track... Volunteered at children's hospitals while in college... His cousin, Darius Butler, played defensive back in the NFL for nine seasons with the New England Patriots (2009-10), Carolina Panthers (2011) and Indianapolis Colts (2012-17)... Given name Randy Jerry Ramsey; nickname is "Rambo"... Born in Fort Lauderdale, Fla.

OPEN FREE AGENTS/
FIRST-YEAR PLAYERS

COMMUNITY

ADMIN. &
COACHES

VETERANS

DEA/FIRST-YEAR
PLAYERS

2020
REVIEW

RECORDS &
HISTORY

LANIBREAU
FIELD

MISC.



79

ANTHONY RUSH

DL, 6-4, 361, 9/19/96

THIRD YEAR, ALABAMA-BIRMINGHAM

Re-signed by Green Bay on Jan. 25, 2021...Spent Weeks 13-16 of the 2020 season on the Packers' active roster after being claimed off waivers from the Chicago Bears on Nov. 25...Saw his only game action of the season for the Packers vs. Carolina (Dec. 19), playing one defensive snap... Was inactive (healthy scratch) in Weeks 13 and 16 and was active but did not play in Week 14...Released by the Packers on Dec. 31...Was on the Packers' practice squad for Week 17 and both playoff games after re-signing on Jan. 2, 2021...Signed to Chicago's active roster on Nov. 10 before being waived on Nov. 24...Signed to the Seattle Seahawks' practice squad on Sept. 9 before being promoted to the active roster on Sept. 23...Appeared in four games for the Seahawks (Weeks 2-5), recording six tackles (two solo), a half-sack, a tackle for a loss and a QB hit...Released by Seattle on Oct. 28...Spent the 2020 offseason and training camp with the Philadelphia Eagles before being released on Sept. 5...Entered the NFL as an undrafted free agent with the Eagles on May 10, 2019...Released by Philadelphia on July 28...Signed with the Oakland Raiders on Aug. 1...Released by the Raiders on Aug. 31 and signed to Oakland's practice squad on Sept. 1...Signed from the Raiders' practice squad to the Eagles' active roster on Oct. 22...Appeared in nine games as a rookie for the Eagles in 2019, recording nine tackles (six solo), three tackles for a loss and two passes defended...Made his NFL debut at Buffalo (Oct. 27)...Recorded his first career tackle vs. Chicago (Nov. 3), combining with LB TJ Edwards to bring down RB David Montgomery for no gain midway through the second quarter...Notched a tackle for a loss vs. Seattle (Nov. 24) and at Miami (Dec. 1)...Finished the regular season with a tackle for a loss at the New York Giants (Dec. 29)...Made his NFL playoff debut vs. Seattle (NFC Wild Card, Jan. 5), appearing on 22 plays on defense...Played in 42 games over four seasons at Alabama-Birmingham (2017-18) and Northeast Mississippi Community College (2015-16)...Finished his career with 150 tackles (68 solo), 33 tackles for a loss, six sacks, one interception, three pass breakups and two forced fumbles...Started all 14 games as a senior at UAB in 2018, registering 43 tackles (26 solo), 11 tackles for a loss, two sacks, two forced fumbles and a pass breakup...Registered a tackle for a loss and a pass breakup vs. Tulane (Sept. 15)...Forced a fumble vs. North Texas (Oct. 20) and at UTEP (Oct. 27) while adding two tackles for a loss against the Miners...Logged his first sack of the season vs. Southern Mississippi (Nov. 10), dropping QB Tate Whately for a 6-yard loss midway through the third quarter...Tied his season high with five tackles in three consecutive games, at Middle Tennessee (Nov. 24), at Middle Tennessee (Conference USA Championship, Dec. 1) and vs. Northern Illinois (Cheribundi Boca Raton Bowl, Dec. 18)...Also put up a season-high three tackles for a loss against Middle Tennessee in the 27-25 win in the Conference USA title game...Played in all 13 games with four starts as a junior in 2018, finishing with 34 tackles (17 solo), nine tackles for a loss, two QB hurries and an INT...Opened his UAB career with two tackles (one solo), 1½ tackles for a loss and an INT vs. Alabama A&M, picking off QB Aqeel Glass at the AAM 27-yard line and returning it for a TD...Racked up six tackles (two solo) and a half-tackle for a loss at Ball State (Sept. 9)...Recorded a season-high two tackles for a loss vs. Coastal Carolina (Sept. 16) to go along with four solo tackles...Made the first start of his UAB career vs. Louisiana Tech (Oct. 7), notching two solo tackles...Wrapped up a season-high seven tackles (one solo) vs. Ohio (Dec. 22)...Played in nine games as a sophomore for Northeast Mississippi in 2016, recording 33 tackles (nine solo), a sack, four tackles for a loss and a pass breakup...Logged a season-high six tackles (all assisted) and a tackle for a loss at Southwest Mississippi CC (Sept. 22)...Notched his lone sack of the season vs. Itawamba CC (Oct. 6)...Played in eight games as a freshman in 2015, posting 40 tackles (16 solo), three sacks, nine tackles for a loss, a pass breakup and a blocked kick...Opened his collegiate career with five tackles (two solo) and a tackle for a loss vs. Mississippi

Gulf Coast CC (Aug. 27)...Notched 1½ sacks at Hinds Community College (Sept. 3)...Set career highs with 13 tackles (seven solo) and 4½ tackles for a loss vs. Mississippi Delta CC (Oct. 1) while adding a 15-yard sack...Followed that up with 12 tackles (three solo) vs. Itawamba CC (Oct. 8)...Earned a degree in communications studies...Played DT for Cary (N.C.) High School, earning All-Southwest Wake Athletic Conference honors as a junior in 2013...Also lined up at WR for the Imps...Rated a top-20 player in North Carolina by 247sports.com...Nickname is "Big Ant"...Given name Anthony Tyree Rush; born in Seattle, Wash.



34

STANFORD SAMUELS

CB, 6-1, 187, 2/23/99

FIRST YEAR, FLORIDA STATE

Re-signed by Green Bay on Jan. 25, 2021...Spent his entire rookie season in 2020 on the Packers' practice squad and saw action in two games, recording two tackles (both solo) and a tackle on special teams...Was a gameday elevation to the active roster in Weeks 9-10...Made his NFL debut at San Francisco (Nov. 5), recording two tackles (both solo) in the fourth quarter...Recorded a special teams tackle on kickoff coverage vs. Jacksonville (Nov. 15)...Originally signed by Green Bay as an undrafted free agent on April 30, 2020...Played in 37 games with 24 starts during his three seasons with the Seminoles and registered 145 tackles (94 solo), 5½ tackles for a loss, a sack, eight interceptions, 24 passes defended, a forced fumble and a QB hit...Started all 12 games he played in as a junior in 2019 and earned All-Atlantic Coast Conference honorable mention...Ranked No. 4 on the team with a career-high 60 tackles (37 solo) and added 1½ tackles for a loss, two INTs and nine passes defended...Posted eight tackles (six solo) and a pass defended vs. Boise State (Aug. 31)...Registered eight tackles (six solo), including a tackle for a loss, and a pass defended vs. Syracuse (Oct. 26)...Matched his career high with nine tackles (two solo) and posted an INT at Boston College (Nov. 9)...Registered an INT and three tackles (two solo) vs. Alabama State (Nov. 16)...Appeared in all 12 games and started the final 11 contests as a sophomore in 2018...Led the team with a career-high four INTs, which ranked No. 4 in the ACC and tied for No. 16 in the NCAA...Registered 58 tackles (37 solo), a tackle for a loss, eight passes defended and a QB hit...Posted eight tackles (six solo), including a tackle for a loss, and a pass defended vs. Samford (Sept. 8)...Recorded five tackles (three solo) and an INT at Louisville, sealing the 28-24 win with the pick with 36 seconds remaining...Registered five tackles (four solo), an INT, two passes defended and a QB hit at Notre Dame (Nov. 10)...Was named the ACC Defensive Back of the Week for his performance vs. Boston College (Nov. 17), posting a career-high nine tackles (five solo) and an INT...Played in all 13 games with one start as a true freshman, finishing with 27 tackles (20 solo), a career-best three tackles for a loss, a sack, two INTs, seven passes defended and a forced fumble...Posted his first career INT when he picked off QB Malik Rios in the third quarter vs. Miami (Oct. 7)...Registered three tackles (all solo) and an INT vs. Delaware State (Nov. 18)...Recorded three tackles (two solo) and his first career sack when he brought down QB Felipe Franks for a 7-yard loss in the second quarter to force a three-and-out at Florida (Nov. 25)...Majored in social science...Was named the All-Broward Defensive Player of the Year by the *Sun-Sentinel* as a senior in 2016 at Charles W. Flanagan High School in Pembroke Pines, Fla...Was named first-team All-Florida by *USA Today*...Was rated the No. 10 prospect in the country and the No. 2 cornerback by Scout.com...Was selected to play in the Under Armour All-America Game...Also played quarterback and punted for a Flanagan team that won the District 12-8A title in 2016...Helped lead the Falcons to a Class 8A state championship as a junior in 2015, sealing Flanagan's first state title with an INT for a touchdown in the 26-7 win...Part of a defense that allowed only 90 points on the season (14 games)...Also ran track in high school, participating in the 400-meter and 4x400-meter events...Visited schools and read to children while he was in college and also visited hospitals...

OTHER FREE AGENTS/
FIRST-YEAR PLAYERS

COMMUNITY

ADMIN. &
COACHES

VETERANS

OFF/FIRST-YEAR
PLAYERS

2020
REVIEW

RECORDS &
HISTORY

LAMBREAU
FIELD

MISC.

His father, Stanford Jr., who currently is the cornerbacks coach at Florida Atlantic, played CB at Florida State from 2000-03 and then went on to play in the Canadian Football League with the Winnipeg Blue Bombers, Edmonton Eskimos and Montreal Alouettes... Given name Stanford Lapolean Samuels III; born in Miami, Fla.



75
DELONTAE SCOTT
LB, 6-5, 246, 1/21/97
FIRST YEAR, SMU

Re-signed by Green Bay on Jan. 26, 2021...Spent the first 15 weeks of the 2020 season on the Packers' practice squad before being placed on injured reserve-practice squad on Dec. 15...Originally signed by Green Bay as an undrafted free agent on April 30, 2020...Played in 40 games with 28 starts for the Mustangs and registered 97 tackles (68 solo), 36 tackles for a loss, 18 sacks, five forced fumbles, eight QB hurries, two passes defended and a blocked kick...Started all 13 contests as a senior and posted career highs in every category, recording 39 tackles (29 solo), 18 tackles for a loss, 10 sacks, a team-high three forced fumbles, four QB hurries, a pass defended and a blocked FG...Earned second-team All-American Athletic Conference honors...Was tied for No. 1 on the team in tackles for a loss and ranked No. 2 in sacks...Was part of a defense that was tied for No. 2 in the country with 51 sacks...Teamed with S Patrick Nelson (12 sacks) as one of only two teammate tandems in the FBS to both record 10-plus sacks in 2019...Registered five tackles (four solo), a career-best four tackles for a loss, a sack and a forced fumble in the season opener at Arkansas State (Aug. 31)...Posted five tackles (two solo) and a sack vs. Texas State (Sept. 14)...Recorded a career-best 2½ sacks, a forced fumble and three tackles (two solo) at Houston (Oct. 24)...Registered a career-high seven tackles (five solo) at Navy (Nov. 23)...Racked up three tackles (all solo), two sacks (including a strip-sack that SMU recovered), a pass defended and a blocked kick vs. Tulane (Nov. 30), blocking a 32-yard FG early in the second quarter...Started all 11 games he played in as a junior in 2018 and posted 32 tackles (20 solo), 10½ tackles for a loss, 4½ sacks, two QB hurries, a forced fumble and a pass defended...Ranked No. 2 on the team in sacks and No. 3 in tackles for a loss...Registered a season-high six tackles (three solo) and a half-sack in the season opener at North Texas (Sept. 1)...Recorded five tackles (all solo) and two tackles for a loss vs. Navy (Sept. 22)...Posted five tackles (one solo), a season-high 2½ tackles for a loss, a season-best 1½ sacks and a forced fumble at Tulane (Oct. 20)...Registered five tackles (three solo), 1½ tackles for a loss and a half-sack at Tulsa (Nov. 24)...Appeared in 10 games with four starts as a sophomore in 2017, recording 19 tackles (14 solo), six tackles for a loss, 2½ sacks, a QB hurry and a forced fumble...Posted two tackles (one solo) and a sack vs. Central Florida (Nov. 4)...Registered a season-high four tackles (two solo) at Navy (Nov. 11)...Matched his season high with four tackles (three solo) vs. Tulane (Nov. 25), posting 1½ sacks and a forced fumble...Played in six games as a redshirt freshman in 2016, finishing with seven tackles (five solo), 1½ tackles for a loss, a sack and a QB hurry...Registered a season-high four tackles (all solo) and his first career sack vs. Memphis (Nov. 5), bringing down QB Riley Ferguson for an 11-yard loss in the first quarter...Earned his degree in applied physiology and sports management...Earned first-team All-District 9-6A honors as a senior at Chester W. Nimitz High School (Irving, Texas)...Posted 49 tackles, 11½ tackles for a loss and seven sacks as a senior in 2014...Also lettered all four years in basketball and track...Helped build houses and visited hospitals and schools while he was in college...Interned at Driven Elite in Grapevine, Texas, in the spring of 2019, which is owned by former Packers WR Donald Driver...His twin brother, Michael, played OLB at SMU and Oklahoma State...His cousin, Chris Harris Jr., plays basketball at Oklahoma State...Given name Delontae Lance Scott; born in Dallas, Texas.



72
SIMON STEPANIAK
G, 6-4, 316, 5/15/97
FIRST YEAR, INDIANA

Spent the first 13 weeks of the 2020 season on the reserve/non-football injury list after being placed there on Sept. 5...Activated from the reserve/non-football injury list on Dec. 9...Was inactive (knee) in Weeks 14-17 before being placed on injured reserve on Jan. 12...Originally selected by Green Bay with the third of three picks in the sixth round (No. 209 overall) of the 2020 NFL Draft...Appeared in 41 career games at Indiana with 31 starts, opening 30 contests at right guard and one at left guard...Started all 11 games he played in as a senior in 2019, opening 10 at RG and one at LG, and earned third-team All-Big Ten recognition from the media...Was selected as one of the team captains...Helped the Hoosiers set a single-season school record with 3,931 passing yards, an average of 302.4 yards per game that ranked No. 15 in the country...Blocked for an offense that posted 5,626 total yards and 413 points, both totals ranking No. 3 in school history...Helped the Hoosiers average 23.4 first downs per game, good for No. 2 in the Big Ten and tied for No. 20 in the nation...Helped block for an Indiana offense that racked up a season-high 441 passing yards in the 52-0 win vs. Eastern Illinois (Sept. 7), with three QBs combining to connect on 30 of 41 passes for four TDs and no INTs as the line did not allow a sack...Part of a line that did not allow a sack and helped clear the way for the Hoosiers' season-high 260 rushing yards and season-best 557 total yards in a 35-0 victory vs. Rutgers (Oct. 12)...Made his first career start at LG at Maryland (Oct. 19), helping Indiana register 520 yards of total offense and 186 rushing yards with only one sack allowed on the day while protecting QBs Peyton Ramsey and Michael Penix Jr. as they combined to complete 29 of 41 passes for 334 yards and two TDs...Helped the Hoosiers post 522 yards of total offense in the 44-41 double-overtime win at Purdue (Nov. 30), protecting Ramsey as he connected on 23 of 39 passes for 337 yards and tied his career high with three TD passes...Was sidelined for Indiana's matchup with Tennessee in the Gator Bowl (Jan. 2) due to a knee injury sustained in practice leading up to the game...Started all 12 games at RG as a junior in 2018, helping the Hoosiers rank No. 3 in the Big Ten in passing offense (257.8 ypg)...Part of an offense that averaged 23.5 first downs per game, good for No. 2 in the conference and No. 24 in the country...Helped clear the way for RB Stevie Scott III to rush for 1,137 yards and 10 TDs on 228 carries (5.0 avg.)...Was named IU's Offensive Player of the Week as part of a line that did not allow a sack vs. Virginia (Sept. 8), helping clear the way for Scott to rush for 204 yards and a TD on 31 carries (6.6 avg.) in the 20-16 win...Helped the Hoosiers rack up a season-high 255 rushing yards on 44 attempts (5.8 avg.) with a season-best four rushing TDs vs. Ball State (Sept. 15) as the IU line did not allow a sack for the second straight game...Blocked for an offense that registered a season-high 554 total yards vs. Penn State (Oct. 20), including 224 rushing yards and three TDs on 45 carries (5.0 avg.)...Started all six games he played in at RG as a sophomore in 2017, helping the Hoosiers rank No. 3 in the Big Ten in passing offense (265.7 ypg) and No. 6 in total offense (395.8 ypg) and scoring (26.8 ppg)...Missed six contests due to injury...Helped protect QB Richard Lagow, who connected on 40 of 65 passes for 410 yards and three TDs vs. Ohio State (Aug. 31)...Blocked for an Indiana offense that featured Ramsey and Lagow combining for 410 passing yards and five TDs at Maryland (Oct. 28)...Appeared in 12 games with two starts at RG as a redshirt freshman in 2016...Part of a line that helped IU rank No. 2 in the conference in passing offense (273.8 ypg) and No. 3 in total offense (426.0 ypg)...Made his first career start vs. Purdue (Nov. 26), opening at RG and helping the Hoosiers post 152 rushing yards, two TDs...Started at RG vs. Utah (Foster Farms Bowl, Dec. 28)...Redshirted as a true freshman in 2015...Earned his degree in media...Earned all-state and all-district recognition in 2014 as a senior OT at Ross High School (Hamilton, Ohio)...Was named the top offensive lineman in Ohio Division III in 2013 and 2014...Was a three-time all-city selection and twice earned first-team All-Southwest

OTHER FREE AGENTS/
FIRST-YEAR PLAYERS

COMMUNITY

ADMIN. &
COACHES

VETERANS

OFF-SEASON
PLAYERS

2020
REVIEW

RECORDS &
HISTORY

LANE/BEAU
FIELD

MISC.

Ohio Conference honors...Was rated the No. 35 prospect in Ohio by 247 Sports and the No. 61 guard in the nation by Scout.com...Was selected to play in the 2015 Ohio North-South Classic...Lettered twice in track and field, participating in the shot put and discus events...His uncle, Taylor Barnes, played baseball at Ohio State...Did volunteer work in college with Habitat for Humanity and Camp Riley, a camp for special-needs children in Bloomington, Ind. ...Last name is pronounced step-uh-nack...Given name Simon Vai Stepaniak...Born in Cincinnati, Ohio.



27

PATRICK TAYLOR

RB, 6-2, 217, 4/29/98

FIRST YEAR, MEMPHIS

Spent the entire 2020 season on the reserve/non-football injury list after being placed there on Sept. 5...Signed by Green Bay as an undrafted free agent on April 30, 2020...Played in 45 games with four starts for the Tigers and finished his career with 2,884 rushing yards and 36 TDs on 536 carries (5.4 avg.)...Finished his career ranked No. 3 in school history in rushing yards, tied for No. 2 in rushing TDs, No. 4 in carries, tied for No. 5 in yards per carry, No. 5 in all-purpose yards (3,322) and tied for No. 4 in 100-yard rushing games (11)...Added 55 receptions for 434 yards (7.9 avg.) and three TDs...Posted 12 multi-TD games...Was limited to just six games with one start as a senior in 2019 after suffering an injury in the season opener, but finished as the team's third-leading rusher with 350 yards and five TDs on 78 attempts (4.5 avg.)...Posted a season-high 128 yards and a TD on 27 carries (4.7 avg.) in the season opener vs. Ole Miss (Aug. 31), but sustained a foot injury that would sideline him for the next eight games...Rushed for 95 yards and a season-best three TDs on 17 attempts (5.8 avg.) at South Florida (Nov. 23)...Registered 50 yards and a TD on eight carries (6.3 avg.) vs. Penn State in the Cotton Bowl (Dec. 28)...Played in all 14 games with one start as a junior in 2018, ranking No. 2 on the team with a career-high 1,122 yards and a career-best 16 TDs on 208 carries (5.4 avg.) as he posted five 100-yard rushing games...Was tied for No. 9 in the country in rushing TDs and tied for No. 7 with 18 total TDs...Became just the fourth RB in school history to register a 1,000-yard rushing season...Added 17 receptions for 197 yards (11.6 avg.) and two TDs...Registered a career-long 75-yard TD catch in the opener vs. Mercer (Sept. 1)...Posted a career-high 161 yards and a season-high three TDs on 11 carries (14.6 avg.) vs. Connecticut (Oct. 6)...Rushed for 115 yards and two TDs on 26 carries (4.4 avg.) at Missouri (Oct. 20)...Registered 112 yards and two scores on 20 attempts (5.6 avg.) at SMU (Nov. 16)...Racked up 128 yards and two TDs on 19 carries (6.7 avg.) vs. Houston (Nov. 23)...Posted 118 yards and a TD on 15 attempts (7.9 avg.) at Central Florida (Dec. 1), highlighted by a career-long 70-yard TD run...Played in all 13 contests with two starts as a sophomore in 2017, ranking No. 2 on the team with 866 rushing yards and a team-high 13 TDs on a team-leading 157 carries (5.5 avg.)...Added a career-best 19 catches for 148 yards (7.8 avg.) and a TD...Posted a season-high 131 yards on 15 carries (8.7 avg.) vs. Louisiana-Monroe (Aug. 31), highlighted by a season-long 66-yard TD run...Tied the single-game school record with a career-high four TDs at Houston (Oct. 19), with all four coming in the second half...Registered 112 yards on 18 attempts (6.2 avg.) vs. SMU (Nov. 18), with TD runs of 41 and 60 yards...Recorded 127 yards and two TDs on just six attempts (21.2 avg.) vs. East Carolina (Nov. 25)...Played in all 13 games as a true freshman in 2016, finishing as the team's second-leading rusher with 546 yards and two TDs on 93 carries (5.9 avg.)...Added 11 receptions for 37 yards (3.4 avg.)...Rushed for 86 yards on seven attempts (12.3 avg.) vs. Southeast Missouri (Sept. 3) in his collegiate debut, highlighted by a season-long 51-yard run...Carried the ball 13 times for 88 yards (6.8 avg.) vs. Kansas (Sept. 17)...Posted a season-high 92 yards on 15 attempts (6.1 avg.) vs. Tulsa (Oct. 29)...Earned his degree in business management...Rushed for 1,431 yards and 20 TDs on 214 carries (6.7 avg.) as a senior in 2015 at Atascocita High School (Humble, Texas), earning first-

team All-District 16-6A honors...Had eight 100-yard rushing games, including two 200-yard performances, as he helped lead the Eagles to the Class 6A Region 2 title game, the first team from the Humble Independent School District to reach the fourth round of the Texas state playoffs since 1995...Ran for a career-high 281 yards and four TDs in a second-round playoff win over Cedar Ridge High...Rushed for 708 yards and nine TDs on 108 carries (6.6 avg.) as a junior in 2014...Also lettered in track three times, participating in the 4x100-, 4x200- and 100-meter events...Was a three-time American Athletic Conference All-Academic Team selection...Visited hospitals and read to children at schools while he was in college...His father, Patrick, played on the offensive line at Nicholls State...His sister, Nadia, played for the Chicago Bandits in the National Pro Fastpitch League and played college softball at Texas...His cousin, Coye' Fairman, played WR at the University of Memphis...Is a close friend of Boston Celtics guard Garsen Edwards, who also attended Atascocita High...Given name Patrick O'Neal Taylor Jr.; born in Harvey, La.



6

DEANDRE THOMPKINS

WR, 5-11, 188, 10/11/95

FIRST YEAR, PENN STATE

Signed by Green Bay on May 26, 2021...Signed by the Pittsburgh Steelers on Aug. 30, 2020, before being released on Sept. 5, 2020...Originally signed as an undrafted free agent by the Philadelphia Eagles on May 9, 2019...Released by the Eagles on Aug. 31, 2019...Appeared in 52 games with 21 starts in four seasons (2015-18) at Penn State, totaling 83 receptions for 1,245 yards (15.0 avg.) and six touchdowns...Returned 66 punts for 675 yards (10.2 avg.) and finished his career tied for No. 4 in school history with two punt return TDs...Appeared in 13 games with six starts as a senior in 2018, recording 25 receptions for 329 yards (13.2 avg.) and two TDs while returning 18 punts for 176 yards (9.8 avg.) and a TD...Ranked No. 3 in the Big Ten Conference with a 9.8-yard punt-return average...Received the Quarterback Club Award, given to players who deserve special recognition, at the team's annual awards banquet...Returned a punt 39 yards for a TD in the third quarter at Pittsburgh (Sept. 8)...Notched a season-high 101 receiving yards on four catches (25.3 avg.) vs. Kent State (Sept. 15), including a 40-yard TD catch to open the scoring in the first quarter, to go along with three punt returns for 62 yards (20.7 avg.)...Caught five passes for 31 yards (6.2 avg.) and a TD vs. Wisconsin (No. 10)...Played in 13 games with eight starts as a junior in 2017, catching 28 passes for 443 yards and three TDs, all career highs, while averaging 15.8 yards per catch...Averaged 13.3 yards per punt return, good for No. 1 in the Big Ten and No. 5 nationally, after returning 24 punts for 319 yards and a TD, all career highs...Garnered first-team All-Big Ten recognition from *Phil Steele's College Football* as a punt returner...Earned second-team All-Big Ten honors from the league's coaches and third-team All-Big Ten accolades from the media, both as a return specialist...Named the team's Special Teams Player of the Week after racking up 127 yards and a TD on four punt returns vs. Akron (Sept. 2) and setting a school single-game record with 31.8 yards per return...His 61-yard punt-return TD in the first quarter against the Zips made him the first Nittany Lions to record a punt return TD since Derek Williams did so at Wisconsin in 2008...Posted a career-high six receptions for 57 yards (9.5 avg.) at Northwestern (Oct. 7)...Caught four passes for a career-high 102 yards (25.5 avg.) at Michigan State (Nov. 4), including a 70-yard TD grab in the third quarter that tied his career-long reception (vs. Maryland, 2016)...Appeared in 13 games with seven starts as a sophomore in 2016, tallying 27 receptions for 440 yards (16.3 avg.) and a TD...Ranked No. 4 in the Big Ten in yards per reception...Also brought back one punt for 2 yards...Made his first career start at Pittsburgh (Sept. 10), catching three passes for 87 yards (29.0 avg.)...Led Penn State with 91 receiving yards on four receptions (22.8 avg.) vs. Maryland (Oct. 1), scoring his first career TD on a career-long 70-yard reception...Played in 13 games as a redshirt freshman in

2015, recording three receptions for 33 yards (11.0 avg.), five carries for 17 yards (2.4 avg.) and a TD and 23 punt returns for 178 yards (7.7 avg.)...Made his collegiate debut at Temple (Sept. 5), carrying once for no gain...Ran back his first career punt 58 yards to set up Penn State's first score vs. Buffalo (Sept. 12), finishing the game with four punt returns for 71 yards (17.8 avg.)...Scored his first career TD on a 6-yard rush in the second quarter vs. Rutgers (Sept. 19)...Tallied his first career reception, a 2-yard grab, in the second quarter vs. Maryland (Oct. 24)...Earned two bachelor's degrees, one in psychology and another in criminology...A two-time letterman (2012-13) as a running back, wide receiver, defensive back and return specialist at Swansboro (N.C.) High School...Played in the 2014 Under Armour All-America Game...Rushed for 699 yards and nine TDs while recording 28 receptions for 269 yards (9.6 avg.) and four TDs in 2013...Served as a team captain as a senior...Helped the Pirates to an 8-4 record and an appearance in the North Carolina High School Athletic Association 3A playoffs during his final season...As a defender, totaled 100 tackles, two interceptions and seven fumble recoveries during his prep career...Was a four-year letterwinner (2011-14) for Swansboro's track and field team...Earned team MVP honors three times (2012-14) and advanced to the state tournament in the 400-meter dash twice (2013-14)...Volunteered at homeless shelters and at events for returning soldiers during high school...While in college, was involved in Penn State's THON philanthropy event and made visits to the Hershey Medical Center...Interned with the U.S. Department of Health and Human Services Office of the Inspector General as a senior at Penn State...His mother, Jawanna, played softball at Florida A&M University and currently works for the United States Department of the Navy...His father, Shawn, served for 16 years in the United States Marine Corps...Given name DeAndre Lewis Thompkins; nickname is "Dre"...Born in Pensacola, Fla.



40

CHRISTIAN UPHOFF

S. 6-3, 209, 1/22/98

ROOKIE, ILLINOIS STATE

Signed by Green Bay as an undrafted free agent on May 14, 2021...Played three seasons (2017-19) at Illinois State, appearing in 37 games with 15 starts...Registered 94 tackles (59 solo), 7½ tackles for a loss, a sack, three interceptions, 13 passes defended and a forced fumble...Also returned 34 kickoffs for 920 yards and a TD, finishing his career ranked No. 1 in school history with an average of 27.1 yards per kick return...Did not play in 2020 after the Redbirds' fall season was canceled due to COVID-19, but participated in the 2021 Reese's Senior Bowl...Started all 15 games as a junior at Illinois State in 2019, helping the Redbirds to a 10-5 overall record and an appearance in the Football Championship Subdivision playoff semifinals...Ranked No. 4 on the team with 70 tackles (43 solo) and tied for No. 3 with two INTs while adding 5½ tackles for a loss, three QB hurries and seven passes defended...Brought back 12 kickoffs for a team-leading 286 yards (23.8 avg.) with a long return of 59 yards...Made his first career start at Northern Illinois (Aug. 31), setting a new career high with six tackles (two solo) while adding a half-tackle for a loss and a pass defended...Recorded six tackles (five solo) and a pass defended vs. No. 1 North Dakota State (Oct. 5)...Racked up six tackles (five solo), a tackle for a loss, a pass defended and an INT at Western Illinois (Oct. 19), picking off QB Connor Sampson in the fourth quarter and returning it 32 yards to the WIU 16-yard line...Tied for No. 2 on the team with six tackles (five solo) at No. 4 South Dakota State (Nov. 9) while also breaking up a pass and intercepting QB Keaton Heide late in the first half...Established new career highs and led the team with nine tackles (three solo) and 3½ tackles for a loss at Youngstown State (Nov. 23)...Played in all 11 games as a sophomore in 2018, earning honorable mention All-Missouri Valley Football Conference honors as a return specialist...Ranked No. 1 in the MVFC and No. 17 in the FCS with a 26.1 kickoff return average after bringing back 18 kickoffs for 470 yards...Posted returns of 30-plus yards

four times, including 58-yard returns vs. Eastern Illinois (Sept. 8) and vs. Southern Illinois (Oct. 13)...Also saw time on defense in all 11 games, recording 18 tackles (11 solo), two tackles for a loss, a sack, an INT, a forced fumble and six passes defended...Opened the season with a 12-yard strip-sack of QB Alex Martinez vs. Saint Xavier (Sept. 1), setting up an ISU scoring drive at the SXU 24-yard line...Notched his first career INT at Colorado State (Sept. 22), grabbing a pass from QB Collin Hill at the ISU 28-yard line...Returned four kickoffs for a season-high 114 yards (28.5 avg.) at Indiana State (Nov. 10), including a 50-yard return in the second quarter...Appeared in all 11 games on special teams as a redshirt freshman in 2017, totaling six tackles...Also returned four kickoffs on the year for 164 yards (41.0 avg.) and a TD...Made his collegiate debut vs. Butler (Sept. 2), making the first tackle of his career in kickoff coverage...Scored his first career TD on a 100-yard kickoff return in the second quarter at No. 5 South Dakota State (Nov. 11)...Majored in political science...Earned All-Mid-Illini Conference honors and was an all-area selection by the *Peoria Journal Star* as a senior defensive back at Washington (Ill.) Community High School in 2015...Tallied 40 tackles, five INTs and 1,293 all-purpose yards during his final season, helping the Panthers to an undefeated regular season, a conference title and a berth in the state quarterfinals...Earned All-MIC honors after posting four INTs as a junior in 2014...Also played baseball in high school...Visited nursing homes and volunteered with the local Boys & Girls Clubs and Special Olympics organizations while in college...Worked as a camp counselor while in high school...Given name Christian Nathaniel Uphoff; born in Peoria, Ill.



24

MIKE WEBER

RB. 5-10, 211, 8/25/97

FIRST YEAR, OHIO STATE

Re-signed by Green Bay on Jan. 25, 2021...Spent the last eight weeks of the 2020 regular season on the Packers' practice squad after signing on Nov. 11...Was elevated from the practice squad to the active roster day before the game in Weeks 11-12, but did not play...Was a member of the Kansas City Chiefs' practice squad for all three games of the team's 2019 playoff run after signing on Jan. 8, 2020...Spent the entire 2019 regular season on the Dallas Cowboys' practice squad...Originally drafted by the Cowboys in the seventh round (No. 218 overall) of the 2019 NFL Draft...Released by Dallas on August 31, 2019...Was signed to the Cowboys' practice squad on Sept. 2, 2019...Played in 38 games with 15 starts in three seasons (2016-18) at Ohio State, posting 2,676 rushing yards and 24 TDs on 455 carries (5.9 avg.)...Also had 54 receptions for 297 yards (5.5 avg.) and a TD...Appeared in 13 games with two starts as a junior in 2018, rushing for 954 yards and five TDs on 172 carries (5.5 avg.)...Added 21 receptions for a career-high 112 yards (5.3 avg.) and a TD...Opened the year with 186 rushing yards (career high) and three TDs (tying a career high) on 20 carries (9.3 avg.) vs. Oregon State (Sept. 1) to go along with a 3-yard TD reception, giving him a career-high four total TDs in the game...Gained 91 yards on just nine carries (10.1 avg.) vs. Nebraska (Nov. 3)...Added a second 100-yard game at Michigan State (Nov. 10), recording 104 yards and a TD on 22 carries (4.7 avg.)...Rushed for 96 yards and a TD on 13 carries (7.4 avg.) vs. Michigan (Nov. 24)...Ended his Ohio State career with 96 yards on 15 carries (6.4 avg.) in the 28-23 Rose Bowl win vs. Washington (Jan. 1, 2019)...Played in 12 games as a sophomore in 2017, missing two games due to injury...Carried the ball 101 times for 626 yards (6.2 avg.) and a career-high 10 TDs...Added 10 receptions for 94 yards (9.4 avg.) and a career-high 143 yards on nine kickoff returns (15.9 avg.), ranking No. 3 on the team with 863 all-purpose yards...Set a career high with three rushing TDs at Rutgers (Sept. 30) while rushing 10 times for 44 yards (4.4 avg.)...Rushed for 59 yards and a TD on 13 carries (4.5 avg.) and added a career-long 53-yard reception vs. Maryland (Oct. 7)...Ran for 82 yards on 18 carries (4.6 avg.) at Nebraska (Oct. 14)...Pounded the No. 3-rated rush defense in the country for a season-high 162 yards and two TDs

OTHER FREE AGENTS/
FIRST-YEAR PLAYERS

COMMUNITY

ADMIN. &
COACHES

VETERANS

0FA/FIRST-YEAR
PLAYERS

2020
REVIEW

RECORDS &
HISTORY

LANGBEHN
FIELD

MISC.

on just nine carries (18.0 avg.) vs. Michigan State (Nov. 11), with four rushes of 40-plus yards and a career-long 82-yard score... Followed that up with 108 yards and two TDs on 11 carries (9.8 avg.) vs. Illinois (Nov. 18)...Started all 13 games for the Buckeyes as a redshirt freshman in 2016, finishing with a career-high 1,096 yards and nine TDs on 182 carries (5.5 avg.)...Also tallied a career-high 23 receptions for 91 yards (4.0 avg.)...Named the Big Ten Thompson-Randle El Freshman of the Year and earned freshman All-America honors from ESPN.com and the Football Writers Association of America...Named second-team All-Big Ten by the league's coaches and media...Made his collegiate debut vs. Bowling Green (Sept. 3), rushing for 136 yards on 19 carries (7.2 avg.)...Scored his first career TD vs. Tulsa (Sept. 10), a 1-yard run late in the third quarter, and finished with 92 yards on 17 carries (5.4 avg.)...Went for 123 yards on 18 carries (6.8 avg.) at Oklahoma (Sept. 17) and 144 yards and a TD on 14 carries (10.3 avg.) vs. Rutgers (Oct. 1)...Notched the first multi-score game of his career vs. Indiana (Oct. 8), rushing for 71 yards and two TDs on 15 attempts (4.7 avg.)...Grabbed a career-high eight receptions for 36 yards (4.5 avg.) at Penn State (Oct. 22) to go along with 71 rushing yards on 21 carries (3.4 avg.)...Tied his season high with two rushing TDs vs. Northwestern (Oct. 29), finishing with 87 yards on 14 attempts (6.2 avg.)...Posted 111 yards and a TD on 14 carries (7.9 avg.) at Michigan State (Nov. 19) with a season-long 52-yard carry...Majored in sociology...Rushed for 2,268 yards and 29 TDs as a senior at Cass Tech (Detroit) High School in 2014, despite missing three games...Averaged 10.1 yards per carry during his senior season...Was a U.S. Army All-American and first-team all-state honoree by *The Associated Press* as a senior...Was a finalist for the Michigan state Player of the Year award and a co-recipient of the Detroit Player of the Year award...Rushed for a state-record 404 yards and five TDs in a regional championship win over Clinton Township Chippewa Valley...Totaled 890 rushing yards and 13 TDs in Cass Tech's four-game playoff run to the state semifinal game in 2014...Also ran track for two years at Cass Tech...Visited children's hospitals and homeless shelters while in college...Given name Michael Martez Weber...Born in Detroit, Mich.

INT at Notre Dame (Sept. 8), intercepting QB Brandon Wimbush in the fourth quarter, while adding eight tackles (six solo)...Made a team-high 11 tackles (five solo) and added an INT vs. Northern Illinois (Oct. 6), stepping in front of a pass from QB Marcus Childers at the NIU 49-yard line and returning it 43 yards to the NIU 6-yard line...Logged the first sack of his Ball State career at Central Michigan (Oct. 13)...Set a career high with 12 tackles (seven solo) and notched a forced fumble and a pass breakup vs. Western Michigan (Nov. 13)...Played in all 12 games as a sophomore LB at Garden City in 2017, posting 68 tackles (52 solo), 4½ sacks, 12 tackles for a loss, a forced fumble, two fumble recoveries and four passes defended...Opened the season with six tackles (five solo), 1½ tackles for a loss, a fumble recovery and a pass defended vs. Ellsworth CC (Aug. 24)...Notched his first sack of the season at Highland CC (Sept. 2) to go along with four tackles (three solo) and 1½ tackles for a loss...Racked up 10 tackles (nine solo), a tackle for a loss and a forced fumble at Butler CC (Sept. 30)...Made a season-high 12 tackles (10 solo) and broke up a pass vs. Iowa Western CC (Oct. 14)...Recorded a sack in consecutive games at Iowa Central CC (Nov. 4) and at Fort Scott CC (Nov. 11)...Played in all 11 games as a freshman at Garden City in 2016, tallying 52 tackles (23 solo), four sacks, 10½ tackles for a loss, a forced fumble and three passes defended...Helped the Broncbusters finish 11-0 and win the school's first-ever NJCAA national title...Made two tackles, a tackle for a loss and a pass defended in his collegiate debut at Ellsworth CC (Aug. 27)...Recorded the first half-sack of his career vs. Independence CC, finishing with five tackles (one solo), 1½ tackles for a loss and a pass defended...Logged eight tackles (two solo) and 1½ tackles for a loss at Iowa Western CC (Oct. 15)...Set season highs with nine tackles (four solo) and two sacks vs. Iowa Central CC (Nov. 5)...Notched five tackles (three solo), a half-sack and a half-tackle for a loss in Garden City's 25-22 victory vs. Arizona Western in the NJCAA National Championship (Dec. 3)...Earned a degree in entrepreneurial management from Ball State...Was a two-time all-state honoree at J.W. Sexton High School in Lansing, Mich., where he played outside linebacker and wide receiver...Posted eight sacks on defense and 970 receiving yards and 14 TDs on offense as a senior in 2015, helping the Big Reds reach the state final...Set a school single-season record with 18 sacks as a junior in 2014...Was a two-time team captain...Also played basketball and ran track in high school...Volunteered at his local Boys and Girls Club while he was in high school...His older brother, Sidney Droughns, played basketball at Lansing (Mich.) Community College...His cousin, Reuben Droughns, played RB at Oregon from 1998-99 and played in 114 career games in the NFL for Detroit, Denver, Cleveland and the New York Giants...Given name Rayshawn Kyli Wilborn; born in Chicago, Ill.



57
RAY WILBORN
LB, 6-3, 230, 4/1/97
FIRST YEAR, BALL STATE

Signed by Green Bay on Jan. 8, 2021...Spent four weeks on the Pittsburgh Steelers' practice squad during the 2020 regular season, signing on Oct. 23 before being released on Nov. 17...Originally signed with the Atlanta Falcons as an undrafted free agent on April 27, 2020...Released by Atlanta during final cuts on Sept. 5...Played two seasons at Ball State (2018-19) and two seasons at Garden City (Kan.) Community College...Started all 24 games he played in for Ball State, totaling 166 tackles (93 solo), three sacks, 12½ tackles for a loss, four interceptions, 12 passes defended and two fumble recoveries...Appeared in 23 games at Garden City, recording 120 tackles (75 solo), 8½ sacks, 22½ tackles for a loss, seven passes defended, two forced fumbles and two fumble recoveries...Played in the 2020 NFLPA Collegiate Bowl in Pasadena, Calif...Started all 12 games as a senior at Ball State in 2019 after moving from linebacker to safety in spring practices...Finished No. 3 on the team with 83 tackles (46 solo) while adding two tackles for a loss, two INTs and six passes defended...Notched his first INT of the season at North Carolina State (Sept. 21), picking off QB Bailey Hockman early in the second quarter...Recorded 10 tackles (eight solo) and a tackle for a loss at Northern Illinois (Oct. 5)...Intercepted QB Mike Glass midway through the fourth quarter at Eastern Michigan (Oct. 12) to preserve the Cardinals' 29-23 win...Tied a career high with 12 tackles (eight solo) at Western Michigan (Nov. 5)...Started all 12 games at outside linebacker as a junior at Ball State in 2018, leading the team with 83 tackles (47 solo) and 10½ tackles for a loss while adding three sacks, two INTs, six passes defended and two forced fumbles...Logged an



22
DEXTER WILLIAMS
RB, 5-11, 212, 1/6/97
SECOND YEAR, NOTRE DAME

Re-signed with Green Bay on Jan. 25, 2021...Played in three games during the 2020 season, rushing for 8 yards on two carries (4.0 avg.)...Was elevated from the practice squad the day before the game in Weeks 7, 9 and 16...Was released on Sept. 5 and signed to the practice squad on Sept. 10...Was placed on injured reserve - practice squad on Nov. 11 and restored to the practice squad on Dec. 15...Released from the practice squad on Jan. 23, 2021...Appeared in four games as a rookie in 2019 and posted five carries for 11 yards (2.2 avg.)...Was inactive (healthy scratch) for 12 regular-season games and both playoff contests...Selected by Green Bay with the second of two picks in the sixth round (No. 194 overall) of the 2019 NFL Draft...Played in 38 career games with eight starts in four seasons at Notre Dame (2015-18), rushing for 1,636 yards and 20 touchdowns on 257 carries (6.4 avg.) along with 22 receptions for 162 yards (7.4 avg.) and two TDs...Played in nine games with eight starts as a senior and led the team in rushing with a career-best 995 yards on 158 carries (6.3 avg.), an average of 110.6 rush-

ing yards per game...Also paced the Fighting Irish in rushing TDs with 12, the most by a Notre Dame RB since Jonas Gray recorded the same number in 11 games in 2011...Seven of his 12 TD runs went for 30-plus yards as he averaged 31.0 yards per TD run on the season...Posted four games with 140-plus rushing yards and registered a TD run in seven of nine contests...Added a career-best 16 receptions for 133 yards (8.3 avg.) and a TD...Missed the first four games of the season due to a suspension for a violation of team rules...Rushed for 161 yards on 21 carries (7.7 avg.) in his season debut vs. Stanford (Sept. 29), highlighted by a 45-yard TD run in the first quarter on his first touch of the game...Led the team with 178 yards rushing on 17 attempts (10.5 avg.), including a 97-yard TD early in the third quarter, at Virginia Tech (Oct. 6)...Matched his career best with three TD runs (12, 9, 2 yards) and finished with 142 yards on 23 attempts (6.2 avg.) vs. Navy (Oct. 27)...Posted a career-high 202 yards on 20 carries (10.1 avg.) vs. Florida State (Nov. 10), highlighted by a 58-yard TD run in the second quarter and a 32-yard TD run in the fourth quarter...Rushed for 97 yards on 16 carries (6.1 avg.) with a 52-yard TD run at Southern California (Nov. 24), adding a career-high five receptions for a career-best 54 yards (10.8 avg.)...Appeared in 10 games as a junior, recording an average of 9.2 yards per carry (39-360) with four rushing TDs...Among FBS players with 35-plus carries, ranked No. 2 in the country in yards per attempt...Registered a season-high 124 yards on just six carries (20.7 avg.) vs. Temple (Sept. 2), highlighted by a season-long 66-yard run and a TD...Posted a season-high two rushing TDs (3, 15 yards) and finished with 50 yards on six carries (8.3 avg.) at Boston College (Sept. 16)...Rushed for 40 yards on eight attempts (5.0 avg.) at Michigan State (Sept. 23), including a 14-yard TD run in the second quarter, and registered his first career receiving TD on an 8-yard pass from QB Brandon Wimbush in the second quarter...Played in 12 contests as a sophomore in 2016 and registered 200 yards and three TDs on 39 carries (5.1 avg.)...Added four receptions for 16 yards (4.0 avg.) and four tackles on special teams...Also returned four kickoffs for 67 yards (16.8 avg.)...Rushed for 59 yards and a TD on eight carries (7.4 avg.) vs. Nevada (Sept. 10)...Posted 24 yards and a TD on five attempts (4.8 avg.) vs. Duke (Sept. 24), scoring on a 13-yard TD run late in the first half...Registered a season-high 80 yards rushing on eight attempts (10.0 avg.), highlighted by a season-long 59-yard TD run midway through the third quarter, vs. Syracuse (Oct. 1)...Appeared in seven games as a true freshman, contributing 81 rushing yards and a TD on 21 attempts (3.9 avg.)...Also had one kickoff return for 20 yards...Carried the ball seven times for 24 yards (3.4 avg.) in his collegiate debut vs. Texas (Sept. 5)...Posted a season-high 48 yards on seven carries (6.9 avg.) vs. Massachusetts (Sept. 26), highlighted by his first collegiate TD when he scored on a 14-yard run in the third quarter...Earned his degree in African studies...Played his senior year at West Orange High School (Winter Garden, Fla.), rushing for 871 yards and 10 TDs on 124 attempts (7.0 avg.)...Helped the Warriors to their first Florida Class 8A playoff win in school history as he scored three of the team's four TDs in the win over Timber Creek...Attended Olympia High School (Orlando, Fla.) for his first three seasons...Rushed for 1,072 yards and three TDs on 179 carries (6.0 avg.) as a junior at Olympia...Lettered all four years in track, participating in the 100 meters, 200 meters, 4x100, 4x400 and long jump...Spoke at schools in Florida while he was in college and participated in events for Habitat for Humanity and the Boys & Girls Club...Given name Dexter Vidal Williams...Nickname is "Juice"...Born in Orlando, Fla.



88

JUWANN WINFREE

WR, 6-1, 210, 9/4/96

SECOND YEAR, COLORADO

Re-signed by Green Bay on Jan. 26, 2021...Spent the last 14 weeks of the regular season and both playoff games on the Packers' practice squad after being signed on Oct. 1, 2020...Was a gameted elevation to the active roster in Weeks 9 and 14, seeing limited action on offense and special teams...Made his Packer debut vs. Jacksonville (Nov. 15), appearing on offense and special teams...Originally entered the NFL as a sixth-round selection (No. 187 overall) by the Denver Broncos in the 2019 NFL Draft...Played in three games for Denver as a rookie in 2019 before being placed on injured reserve on Dec. 14...Made his NFL debut at Green Bay (Sept. 22), appearing on 10 plays on offense and 13 on special teams...Released by the Broncos on Sept. 5, 2020...Played in 38 games (seven starts) during his collegiate career at Colorado (2016-18), Coffeyville Community College (2015) and Maryland (2014)...Finished his career with 115 receptions for 1,643 yards (14.3 avg.) and 13 touchdowns...Appeared in eight games with six starts as a senior at Colorado in 2018, catching 28 passes for 324 yards (11.6 avg.) and two touchdowns despite missing four games with an ankle injury...Posted first downs on 17 of his receptions, while four went for 20-plus yards...Notched 101 yards on eight receptions (12.6 avg.) at Arizona (Nov. 2)...Registered four catches for 59 yards (14.8 avg.) vs. Washington State (Nov. 10)...Played in all 12 games with one start as a junior at Colorado, catching 21 passes for 325 yards (15.5 avg.) and two TDs...Turned in a breakout performance vs. No. 15 USC (Nov. 11), catching five passes for 163 yards (tied for No. 5 in school history), a 32.6 avg. and two TDs...Both of his scoring receptions against USC went for 50-plus yards, while his 79-yard score marked the team's longest offensive play of the season...Redshirted at Colorado in 2016 after suffering a major knee injury in summer camp...Earned honorable mention All-Kansas Jayhawk Community College Conference honors as a sophomore at Coffeyville in 2015, recording 55 receptions for 837 yards (15.2 avg.) and seven TDs...Opened the season with six receptions for 113 yards (18.8 avg.) and two TDs vs. Iowa Western CC (Aug. 29)...Caught four passes for 144 yards (36.0 avg.) and two scores vs. Independence CC (Sept. 19) with a season-long reception of 80 yards...Set season highs in receptions (eight) and receiving yards (154) vs. Butler CC (Oct. 17) while scoring two TDs...Recorded his fourth 100-yard game of the season vs. Dodge City (Oct. 31), racking up 114 yards and a score on six receptions (19.0 avg.)...Saw action in eight games as a true freshman at Maryland in 2014, posting 11 catches for 158 yards (14.4 avg.) and two TDs...Scored his first career touchdown on a 30-yard reception at Indiana (Sept. 27)...Had a season-high four receptions for 80 yards (20.0 avg.) and a TD at No. 14 Michigan State (Nov. 15)...Earned his degree in sociology...A two-way player at Dwight Morrow High School in Englewood, N.J., earned first-team All-Bergen County honors as a senior in 2013 after catching 33 passes for 733 yards (22.2 avg.) and eight TDs...Added 42 tackles and two INTs on defense while returning one punt for 55 yards...Was selected for two all-star games following his senior season, the Offense-Defense All-America Game and the New York vs. New Jersey All-Star Classic...Also ran track and played basketball in high school...His father, Carl, played basketball at Sacred Heart University and professionally in Israel...First name is pronounced juh-wann...Nickname is "Wanny"... Given name Juwann Malik Winfree; born in Manhattan, N.Y.

OPEN FREE AGENTS/
FIRST-YEAR PLAYERS

COMMUNITY

ADMIN. &
COACHES

VETERANS

OFF-FIRST-YEAR
PLAYERS

2020
REVIEW

RECORDS &
HISTORY

LANEBAU
FIELD

MISC.



45
RYAN WINSLOW
P. 6-5, 219, 4/30/94
FIRST YEAR, PITTSBURGH

Re-signed by Green Bay on Jan. 25, 2021...Spent the last two weeks of the 2020 regular season and both playoff games on the Packers' practice squad after being signed on Dec. 26...Was released on Jan. 21, 2021, before re-signing to the practice squad on Jan. 23...Appeared in two games for the Arizona Cardinals in 2019, posting a 48.5-yard gross average and 44.2-yard net average on six punts with two inside the 20 and a touchback...Made his NFL debut vs. Seattle (Sept. 29), punting three times and recording a 47.0-yard gross average and a 48.0-yard net average...Punted three times at Cincinnati (Oct. 6) with a career-long 55-yard kick, posting a 50.0-yard gross average and a 40.3-yard net average...Appeared in one game for the San Diego Fleet of the Alliance of American Football (AAF) during the league's lone season in 2019, punting five times for 220 yards (44.0-yard avg.) with a long of 52 yards...Entered the NFL as an undrafted free agent with the Chicago Bears on May 11, 2018, before being released by the Bears on Sept. 1...Signed with the Cardinals on May 2, 2019, before being released on Sept. 1...Signed to the Cardinals' practice squad on Sept. 24...Was signed from the practice squad to Arizona's active roster on Sept. 28...Released by the Cardinals on Oct. 9...Signed a reserve/future contract with Arizona on Dec. 30...Released by Arizona on Sept. 6, 2020...Played in all 51 games over four seasons (2014-17) at Pittsburgh, punting 226 times for 9,513 yards (42.1-yard avg.) with 70 punts inside the 20 and 22 touchbacks...Had 36 punts of 50-plus yards with a long punt of 63 yards...Served as Pitt's holder on placekicks in all four of his active seasons...Played in all 12 games as a senior in 2017, punting 57 times with a career-best 44.5-yard gross average...Posted 16 punts of 50-plus yards, 16 punts inside the 20 and only five touchbacks...Earned first-team All-Atlantic Coast Conference honors from the league's coaches, *The Associated Press* and the Atlantic Coast Sports Media Association...His gross punting average ranked No. 1 in the ACC...Had a career-long 63-yard punt vs. No. 9 Oklahoma State (Sept. 16)...Tallied a career-high 50.1-yard gross average on seven punts at Georgia Tech (Sept. 23)...Threw a 15-yard TD pass to TE Nathan Bossory off a fake FG attempt at Virginia Tech (Nov. 18) while registering a 49.8-yard gross average on four punts, earning ACC Specialist of the Week honors...Played in all 13 games as a junior in 2016, punting 56 times for a 42.6-yard gross average...Placed 12 punts inside the 20 with six touchbacks and registered seven punts of 50-plus yards...Set his season long with a 53-yard punt

vs. Villanova (Sept. 3)...Punted a career-high 11 times at Oklahoma State (Sept. 17), placing a season-best four kicks inside the 20 and matching his season-long punt of 53 yards...Posted a season-high 48.8-yard gross average on five punts at Virginia (Oct. 15)...Again matched his season-long punt with 53-yard punts at North Carolina (Sept. 24) and at Miami (Nov. 5)...Played in all 13 games as a sophomore in 2015, posting a 41.1-yard gross average on 63 punts...Dropped a career-high 21 punts inside the 20 and had 10 punts of 50-plus yards with only seven touchbacks...Averaged 44.7 gross punting yards with three inside the 20 vs. Virginia (Oct. 10)...Boomed a season-long 60-yard punt at Georgia Tech (Oct. 17) while placing four punts inside the 20...Completed a 12-yard pass on a fake punt at Syracuse (Oct. 24), extending a fourth-quarter drive that concluded with a game-winning field goal as time expired...Averaged a season-high 45.0-yard gross average on four punts vs. North Carolina (Oct. 29)...Won Pitt's starting punting job as a redshirt freshman in 2014, playing in all 13 games...Had a gross average of 40.1 yards while punting 50 times...Named the ACC specialist of the week after dropping five punts inside the 15-yard line at Virginia Tech (Oct. 16)...Had a season-long 51-yard punt at North Carolina (Nov. 15)...Graduated with a degree in finance and later earned his MBA from Pitt...Was the male recipient of Pitt's Blue-Gold Award for the 2017-18 academic year, which honors the senior who best represents the student-athlete "ideal" based on academic scholarship, athletic achievement, leadership qualities and citizenship...Named to the National Football Foundation & College Hall of Fame's prestigious Hampshire Honor Society for academic achievement...Recipient of the ACC's Weaver-James-Corrigan Postgraduate Award...Named a semifinalist for the National Football Foundation William V. Campbell Trophy (presented to the nation's top scholar-athlete)...Was a decorated specialist at La Salle College High School in Wyndmoor, Pa. ...Earned first-team big-school honors from EasternPaFootball.com...Earned all-city honors from the *Philadelphia Daily News*...Averaged 42.3 yards per punt as a senior in 2012 with a long of 62 yards...Totaled 72 points as a placekicker, converting six FGs and 54 of 57 extra punts (94.7 pct.)...Also handled kickoffs...Was a three-year letterman and two-year starter at center for the Explorers' basketball team...Also played baseball as a high school freshman...Was active with the Connecting Champions nonprofit while at Pitt, frequently visiting young cancer patients at local hospitals...Completed an externship with WHOOP through the NFLPA's externship program in the spring of 2021...Father, George, punted collegiately at Wisconsin and Villanova before punting for the Cleveland Browns (1987) and New Orleans Saints (1989)...Mother, Teresa, played field hockey and lacrosse for Ursinus College and is a member of the school's athletic hall of fame...Given name Ryan Henry Winslow; born in Huntingdon Valley, Pa.

THE COMPENSATORY SYSTEM

The Packers were awarded three compensatory draft selections in 2021, tied for the third most in the NFL. Since the first compensatory picks were awarded in 1994, only Baltimore (53) and Dallas (47) have received more than the Packers (45) and New England (45).

Under the rules for compensatory draft selections, a team losing more or better compensatory free agents ("CFA") than it acquires in the previous year is eligible to receive compensatory draft picks. The compensatory picks will be positioned within the third through sixth rounds based on the value of the compensatory free agents lost.

Compensatory free agents are determined by a formula based on salary, playing time and postseason honors. The formula was developed by the NFL management council. Not every free agent lost or signed by a club is covered by this formula. No club may receive more than four compensatory picks in any one year. If a club qualifies for more than four compensatory picks after offsetting each CFA lost by each CFA gained of an equal or higher value, the four highest remaining selections will be awarded to the club.

In addition to the 32 compensatory selections awarded under the net loss formula, a recent amendment to the League's Collective Bargaining Agreement awards compensatory selections to the prior employer-club of a minority employee who has been hired by another club as its head coach or general manager. Four such compensatory selections were awarded in 2021.

Teams were previously not allowed to trade compensatories, although they were during the early years of the system. A rule change approved by clubs in 2015 permitted compensatory draft picks to be traded again beginning in the 2017 draft.

Because of that clause, the Packers acquired two compensatory choices in 1994 from San Francisco. In other words, Green Bay has actually drafted 47 compensatory players, but the league only has awarded the team 45.

53	Baltimore	32	San Francisco	24	Atlanta	20	Carolina
47	Dallas		Seattle		Denver		Chicago
45	Green Bay	31	Tennessee	23	Indianapolis	19	Jacksonville
	New England	28	Buffalo	22	Miami	18	Houston
39	L.A. Rams		N.Y. Giants	21	Detroit	17	Washington
37	Philadelphia	27	Kansas City		Las Vegas	14	N.Y. Jets
35	Cincinnati		Minnesota		L.A. Chargers	13	Cleveland
34	Pittsburgh	26	Arizona		Tampa Bay	12	New Orleans

QUARTERBACK (4)

Kurt Benkert
Blake Bortles
Jordan Love
Aaron Rodgers

RUNNING BACK (6)

AJ Dillon
Kylin Hill
Aaron Jones
Patrick Taylor
Mike Weber
Dexter Williams

WIDE RECEIVER (12)

Davante Adams
Reggie Begelton
Chris Blair
Devin Funchess
Bailey Gaither
Allen Lazard
Amarì Rodgers
Equanimeous St. Brown
Malik Taylor
DeAndre Thompkins
Marquez Valdes-Scantling
Juwann Wilfree

TIGHT END (7)

Dominique Dafney
Josiah Deguara
Bronson Kaufusi
Mercedes Lewis
Isaac Nauta
Jace Sternberger
Robert Tonyan

OFFENSIVE LINE (16)

David Bakhtiari
Ben Braden
Jacob Capra
Coy Cronk
Jon Dietzen
Jake Hanson
Elgton Jenkins
Zack Johnson
Josh Myers
Royce Newman
Yosh Nijman
Lucas Patrick
Jon Runyan
Simon Stepaniak
Billy Turner
Cole Van Lanen

DEFENSIVE LINE (8)

Kenny Clark
Jack Heflin
Kingsley Keke
Tyler Lancaster
Dean Lowry
Willington Previlon
Anthony Rush
T.J. Slaton

LINEBACKER (15)

Krys Barnes
Oren Burks
Tipa Galeai
Jonathan Garvin
Rashan Gary
De'Jon Harris
Carlo Kemp
Kamal Martin
Isaiah McDuffie
Randy Ramsey
Delontae Scott
Preston Smith
Za'Darius Smith
Ty Summers
Ray Wilborn

CORNERBACK (9)

Jaire Alexander
Kabion Ento
Ka'dar Hollman
Josh Jackson
Shemar Jean-Charles
Kevin King
Stanford Samuels
Eric Stokes
Chandon Sullivan

SAFETY (7)

Adrian Amos
Henry Black
Innis Gaines
Will Redmond
Darnell Savage
Vernon Scott
Christian Uphoff

SPECIALIST (6)

Hunter Bradley
Mason Crosby
Joe Fortunato
JJ Molson
JK Scott
Ryan Winslow

Rookies are underlined ##**PRONUNCIATION GUIDE****PLAYERS**

Jaire Alexander ji-air
Adrian Amos AY-miss
David Bakhtiari bock-tee-R-ee
Reggie Begelton BEG-ul-tin
Jacob Capra CAP-ra
Josiah Deguara duh-gwa-rah
Kabion Ento kay-be-on N-toe
Joe Fortunato for-chuh-NAH-doe
Devin Funchess FUN-chess
Tipa Galeai tee-puh nah-lee-eye
De'Jon Harris DEE-jhan
Ka'dar Hollman kuh-DARR HOLE-man
Shemar Jean-Charles john charles
Elgton Jenkins EL-ton
Bronson Kaufusi cow-FOO-see
Kingsley Keke kee-kee
Allen Lazard luh-ZARD
Kamal Martin kuh-MALL
Isaac Nauta NAW-ta
Yosh Nijman (rhymes with Josh) NY-man

Willington Previlon PREV-ih-lahn
Za'Darius Smith zuh-DAIR-ee-us
Equanimeous St. Brown eck-wah-nihm-ee-ous
Simon Stepaniak step-uh-nack
Jace Sternberger JAYCE
Chandon Sullivan CHAN-din
Robert Tonyan TUN-yin
Marquez Valdes-Scantling mar-KWEZ

COACHES

Wendel Davis WEN-del
Ryan Downard DOWN-erd
Matt LaFleur la-fler-er
Mark Lovat luh-VOTT
Ryan Mahaffey muh-HAFF-ee
Russell Martin ROO-vell
Kirk Olivadotti ah-luh-vuh-DOT-ee
Justin Outten OW-ten
Adam Stenavich STEN-uh-vitch
Rayna Stewart ruh-NAY

No.	Name	Pos	Ht	Wt	Birthdate	Exp	NFL College	High School Hometown
17	Adams, Davante	WR	6-1	215	12/24/92	8	Fresno State	Palo Alto, Calif.
23	Alexander, Jaire	CB	5-10	196	2/9/97	4	Louisville	Charlotte, N.C.
31	Amos, Adrian	S	6-0	214	4/29/93	7	Penn State	Baltimore, Md.
69	Bakhtiari, David	T	6-4	310	9/30/91	9	Colorado	San Mateo, Calif.
51	Barnes, Krys	LB	6-2	229	4/2/98	2	UCLA	Bakersfield, Calif.
84	Begelton, Reggie	WR	6-0	200	8/31/93	1	Lamar	Beaumont, Texas
7	Benkert, Kurt	QB	6-3	218	7/17/95	2	Virginia	Cape Coral, Fla.
41	Black, Henry	S	6-0	204	1/3/97	2	Baylor	Shreveport, La.
16	Blair, Chris	WR	6-2	198	10/6/97	R	Alcorn State	Louisville, Miss.
9	Bortles, Blake	QB	6-5	236	4/28/92	7	Central Florida	Oviedo, Fla.
64	Braden, Ben	G	6-6	329	3/9/94	2	Michigan	Rockford, Mich.
43	Bradley, Hunter	LS	6-3	241	5/21/94	4	Mississippi State	Collierville, Tenn.
42	Burks, Oren	LB	6-3	233	3/21/95	4	Vanderbilt	Lorton, Va.
60	Capra, Jacob	G/T	6-5	300	11/2/98	R	San Diego State	Auburn, Calif.
97	Clark, Kenny	DL	6-3	314	10/4/95	6	UCLA	Rialto, Calif.
65	Cronk, Coy	G/T	6-4	318	1/18/98	R	Iowa	Lafayette, Ind.
2	Crosby, Mason	K	6-1	207	9/3/84	15	Colorado	Georgetown, Texas
49	Dafney, Dominique	TE	6-2	243	6/3/97	1	Indiana State	West Des Moines, Iowa
81	Deguara, Josiah	TE	6-2	238	2/14/97	2	Cincinnati	Folsom, Calif.
61	Dietzen, Jon	G/T	6-5	312	12/30/96	R	Wisconsin	Seymour, Wis.
28	Dillon, A.J.	RB	6-0	247	5/2/98	2	Boston College	Groton, Mass.
48	Ento, Kabion	CB	6-1	187	1/3/96	2	Colorado	Pine Bluff, Ark.
47	Fortunato, Joe	LS	6-4	240	4/7/94	1	Delaware	Linwood, N.J.
11	Funchess, Devin	WR	6-4	225	5/21/94	6	Michigan	Farmington Hills, Mich.
38	Gaines, Innis	S	6-1	202	8/29/98	R	TCU	Beaumont, Texas
80	Gaither, Bailey	WR	6-0	188	1/11/97	R	San Jose State	Paso Robles, Calif.
50	Galeai, Tipa	LB	6-5	229	2/26/97	1	Utah State	Eules, Texas
53	Garvin, Jonathan	LB	6-4	257	7/28/99	2	Miami	Lake Worth, Fla.
52	Gary, Rashaun	LB	6-5	277	12/3/97	3	Michigan	Paramus, N.J.
67	Hanson, Jake	C	6-4	296	4/29/97	1	Oregon	Eureka, Calif.
46	Harris, De'Jon	LB	6-0	231	11/1/97	1	Arkansas	Marrero, La.
90	Heflin, Jack	DL	6-3	304	3/8/98	R	Iowa	Prophetstown, Ill.
32	Hill, Kylin	RB	5-10	214	8/18/98	R	Mississippi State	Columbus, Miss.
29	Hollman, Ka'dar	CB	6-0	196	9/18/94	3	Toledo	Burlington, N.J.
37	Jackson, Josh	CB	6-0	196	4/3/96	4	Iowa	Corinth, Texas
22	Jean-Charles, Shemar	CB	5-10	184	6/20/98	R	Appalachian State	Miramar, Fla.
74	Jenkins, Elgton	G	6-5	311	12/26/95	3	Mississippi State	Clarksdale, Miss.
68	Johnson, Zack	G/T	6-6	301	1/19/97	1	North Dakota State	Spring Lake Park, Minn.
33	Jones, Aaron	RB	5-9	208	12/2/94	5	Texas-El Paso	El Paso, Texas
45	Kaufusi, Bronson	TE	6-6	270	7/6/91	3	Brigham Young	Provo, Utah
96	Keke, Kingsley	DL	6-3	288	9/26/96	3	Texas A&M	Richmond, Texas
98	Kemp, Carlo	LB	6-3	281	1/1/98	R	Michigan	Boulder, Colo.
20	King, Kevin	CB	6-3	200	5/5/95	5	Washington	Oakland, Calif.
95	Lancaster, Tyler	DL	6-3	313	11/4/94	4	Northwestern	Plainfield, Ill.
13	Lazard, Allen	WR	6-5	227	12/11/95	3	Iowa State	Urbandale, Iowa
89	Lewis, Mercedes	TE	6-6	267	5/19/84	16	UCLA	Long Beach, Calif.
10	Love, Jordan	QB	6-4	219	11/2/98	2	Utah State	Bakersfield, Calif.
94	Lowry, Dean	DL	6-6	296	6/9/94	6	Northwestern	Rockford, Ill.
54	Martin, Kamal	LB	6-3	240	6/17/98	2	Minnesota	Burnsville, Minn.
58	McDuffie, Isaiah	LB	6-1	227	7/21/99	R	Boston College	Buffalo, N.Y.
35	Molson, J.J.	K	5-11	180	4/3/97	1	UCLA	Westmount, Quebec
71	Myers, Josh	C/G	6-5	310	7/16/98	R	Ohio State	Miamisburg, Ohio
82	Nauta, Isaac	TE	6-3	246	5/21/97	3	Georgia	Bradenton, Fla.
70	Newman, Royce	T/G	6-5	310	8/17/97	R	Mississippi	Nashville, Ill.
73	Nijman, Yosh	T	6-7	314	1/2/96	2	Virginia Tech	Maplewood, N.J.
62	Patrick, Lucas	G	6-3	313	7/30/93	5	Duke	Brentwood, Tenn.
99	Previlon, Willington	DL	6-5	287	5/19/97	1	Rutgers	Orange, N.J.
56	Ramsey, Randy	LB	6-3	238	9/7/95	2	Arkansas	Fort Lauderdale, Fla.
25	Redmond, Will	S	5-11	186	12/28/93	6	Mississippi State	Memphis, Tenn.
12	Rodgers, Aaron	QB	6-2	225	12/2/83	17	California	Chico, Calif.
8	Rodgers, Amari	WR	5-9	212	9/23/99	R	Clemson	Knoxville, Tenn.
76	Runyan, Jon	G	6-4	307	8/8/97	2	Michigan	Philadelphia, Pa.
79	Rush, Anthony	DL	6-4	361	9/1/96	3	Alabama Birmingham	Gary, N.C.
34	Samuels, Stanford	CB	6-1	187	2/23/99	1	Florida State	Pembroke Pines, Fla.

NFL

No.	Name	Pos	Ht	Wt	Birthdate	Exp	College	High School	Hometown
26	Savage, Darnell	S	5-11	198	7/30/97	3	Maryland		Bear, Del.
75	Scott, Delontae	LB	6-5	246	1/21/97	1	SMU		Irving, Texas
6	Scott, JK	P	6-6	208	10/30/95	4	Alabama		Denver, Colo.
36	Scott, Vernon	S	6-2	202	9/11/97	2	TCU		Arlington, Texas
93	Slaton, T.J.	DL	6-4	330	10/3/97	R	Florida		Plantation, Fla.
91	Smith, Preston	LB	6-5	265	11/17/92	7	Mississippi State		Stone Mountain, Ga.
55	Smith, Za'Darius	LB	6-4	272	9/8/92	7	Kentucky		Greenville, Ala.
19	St. Brown, Equanimeous	WR	6-5	214	9/30/96	4	Notre Dame		Anaheim, Calif.
72	Stepaniak, Simon	G	6-4	316	5/15/97	1	Indiana		Hamilton, Ohio
87	Sternberger, Jace	TE	6-4	251	6/26/96	3	Texas A&M		Kingfisher, Okla.
21	Stokes, Eric	CB	6-0	194	3/1/99	R	Georgia		Covington, Ga.
39	Sullivan, Chandon	CB	5-11	189	8/7/96	4	Georgia State		Winder, Ga.
44	Summers, Ty	LB	6-1	241	12/31/95	3	TCU		San Antonio, Texas
86	Taylor, Malik	WR	6-1	220	12/21/95	2	Ferris State		Montrose, Mich.
27	Taylor, Patrick	RB	6-2	217	4/29/98	1	Memphis		Humble, Texas
6	Thompkins, DeAndre	WR	5-11	188	10/1/95	1	Penn State		Swansboro, N.C.
85	Tonyan, Robert	TE	6-5	237	4/30/94	4	Indiana State		McHenry, Ill.
77	Turner, Billy	G/T	6-5	310	10/17/91	8	North Dakota State		Arden Hills, Minn.
40	Uphoff, Christian	S	6-3	209	1/22/98	R	Illinois State		Washington, Ill.
83	Valdes-Scantling, Marquez	WR	6-4	206	10/10/94	4	South Florida		St. Petersburg, Fla.
78	Van Lanen, Cole	T/G	6-4	305	4/23/98	R	Wisconsin		Green Bay, Wis.
24	Weber, Mike	RB	5-10	211	8/25/97	1	Ohio State		Detroit, Mich.
57	Wilborn, Ray	LB	6-3	230	4/1/97	1	Ball State		Lansing, Mich.
22	Williams, Dexter	RB	5-11	212	1/6/97	2	Notre Dame		Winter Garden, Fla.
88	Winfree, Juwann	WR	6-1	210	9/4/96	2	Colorado		Englewood, N.J.
45	Winslow, Ryan	P	6-5	219	4/30/94	1	Pittsburgh		Wyndmoor, Pa.

The term **NFL Rookie** is defined as a player who is in his first season of professional football and has not been on the roster of another professional football team for any regular-season or post-season games. A **Rookie** is designated by an "R" on NFL rosters. Players who have been active in another professional football league or players who have NFL experience, including either preseason training camp or being on an Active List or Inactive List, or on Reserve/Injured or Reserve/Physically Unable to Perform for fewer than six regular-season games, are termed **NFL First-Year Players**. An **NFL First-Year Player** is designated by a "1" on NFL rosters. Thereafter, a player is credited with an additional year of experience for each season in which he accumulates six games on the Active List or Inactive List, or on Reserve/Injured or Reserve/Physically Unable to Perform.

2021 NUMERICAL ROSTER

2	Mason Crosby, K.	D6c-07	37	Josh Jackson, CB	D2-18	69	David Bakhtiari, T	D4a-13
6s	JK Scott, P.	D5b-18	38	Innis Gaines, S	FA-21	70	Royce Newman, T/G	D4-21
6o	DeAndre Thompkins, WR	FA-21	39	Chandon Sullivan, CB	FA-19	71	Josh Myers, C/G	D2-21
7	Kurt Benkert, QB	FA-21	40	Christian Uphoff, S	FA-21	72	Simon Stepaniak, G	D6c-20
8	Amani Rodgers, WR	D3-21	41	Henry Black, S	FA-20	73	Yoshi Nijman, T	FA-19
9	Blake Bortles, QB	FA-21	42	Oren Burks, LB	D3-18	74	Elgton Jenkins, G	D2-19
10	Jordan Love, QB	D1-20	43	Hunter Bradley, LS	D7b-18	75	Delontae Scott, LB	FA-20
11	Devin Funchess, WR	UFA (Ind.)-20	44	Ty Summers, LB	D7-19	76	Jon Runyan, G	D6a-20
12	Aaron Rodgers, QB	D1-05	45o	Bronson Kaufusi, TE	FA-21	77	Billy Turner, G/T	UFA (Den.)-19
13	Alex Lazard, WR	FA-18 (PS-Jax.)	45s	Ryan Winslow, P	FA-20	78	Cole Van Lanen, T/G	D6a-21
16	Chris Blair, WR	FA-21	46	De'Jon Harris, LB	FA-20	79	Anthony Rush, DL	W (Chi.)-20
17	Davante Adams, WR	D2-14	47	Joe Fortunato, LS	FA-21	80	Bailey Gaither, WR	FA-21
19	Equanimeous St. Brown, WR	D6-18	48	Kabion Ento, CB	FA-19	81	Josiah Deguara, TE	D3-20
20	Kevin King, CB	D2a-17	49	Dominique Dafney, TE	FA-20	82	Isaac Nauta, TE	FA-20
21	Eric Stokes, CB	D1-21	50	Tipa Galeai, LB	FA-20	83	Marquez Valdes-Scantling, WR	D5c-18
22d	Sherman Jean-Charles, CB	D5b-21	51	Krysh Barnes, LB	FA-20	84	Reggie Begelton, WR	FA-20
22o	Dexter Williams, RB	D6b-19	52	Rashan Gary, LB	D1a-19	85	Robert Tonyan, TE	FA-17
23	Jaire Alexander, CB	D1-18	53	Jonathan Garvin, LB	D7b-20	86	Malik Taylor, WR	FA-19
24	Mike Weber, RB	FA-20	54	Kamal Martin, LB	D5-20	87	Jace Sternberger, TE	D3-19
25	Will Redmond, S	FA-18	55	Za'Darius Smith, LB	UFA (Bal.)-19	88	Juwann Winfree, WR	FA-20
26	Darnell Savage, S	D1b-19	56	Randy Ramsey, LB	FA-19	89	Mercedes Lewis, TE	FA-18
27	Patrick Taylor, RB	FA-20	57	Ray Wilborn, LB	FA-21	90	Jack Heflin, DL	FA-21
28	AJ Dillon, RB	D2-20	58	Isaiah McDuffie, LB	D6b-21	91	Preston Smith, LB	UFA (Was.)-19
29	Ka'Dar Hollman, CB	D6a-19	60	Jacob Capra, G/T	FA-21	93	T.J. Slaton, DL	D5a-21
31	Adrian Amos, S	UFA (Chi.)-19	61	Jon Dietzen, G/T	FA-21	94	Dean Lowry, DL	D4b-16
32	Kylin Hill, RB	D7-21	62	Lucas Patrick, G	FA-16	95	Tyler Lancaster, DL	FA-18
33	Aaron Jones, RB	D5b-17	64	Ben Braden, G	FA-20	96	Kingsley Keke, DL	D5-19
34	Stanford Samuels, CB	FA-20	65	Coy Cronk, G/T	FA-21	97	Kenny Clark, DL	D1-16
35	JJ Molson, K	FA-20	67	Jake Hanson, C	D6b-20	98	Carlo Kemp, LB	FA-21
36	Vernon Scott, S	D7a-20	68	Zack Johnson, G/T	FA-20	99	Willington Previlon, DL	FA-20

Year	Record	Draft (41)	Waivers (1)	Free Agents (48)
2005	4-12	QB Aaron Rodgers D1		
2007	13-3	K Mason Crosby D6c		
2013	8-7-1	T David Bakhtiari D4a		
2014	12-4	WR Davante Adams D2		
2016	10-6	DL Kenny Clark D1 DL Dean Lowry D4b		G Lucas Patrick
2017	7-9	CB Kevin King D2a RB Aaron Jones D5b		TE Robert Tonyan
2018	6-9-1	CB Jaire Alexander D1 CB Josh Jackson D2 LB Oren Burks D3 P JK Scott D5b WR Marquez Valdes-Scantling D5c WR Equanimeous St. Brown D6 LS Hunter Bradley D7b		DL Tyler Lancaster WR Allen Lazard (PS-Jax.) TE Mercedes Lewis S Will Redmond
2019	13-3	LB Rashaan Gary D1a S Darnell Savage D1b G Elgton Jenkins D2 TE Jace Sternberger D3 DL Kingsley Keke D5 CB Ka'dar Hollman D6a RB Dexter Williams D6b LB Ty Summers D7		S Adrian Amos (UFA-Chi.) CB Kabion Ento T Yosh Nijman LB Randy Ramsey LB Preston Smith (UFA-Was.) LB Za'Darius Smith (UFA-Bal.) CB Chandon Sullivan WR Malik Taylor G/T Billy Turner (UFA-Den.)
2020	13-3	QB Jordan Love D1 RB AJ Dillon D2 TE Josiah Deguara D3 LB Kamal Martin D5 G Jon Runyan D6a C Jake Hanson D6b G Simon Stepaniak D6c S Vernon Scott D7a LB Jonathan Garvin D7b	DL Anthony Rush (Chi.)	LB Krys Barnes WR Reggie Biegelton S Henry Black G Ben Braden TE Dominique Dafney WR Devin Funchess (UFA-Ind.) LB Tipa Galeai LB De'Jon Harris G/T Zack Johnson K JJ Molson TE Isaac Nauta DL Willington Previlon CB Stanford Samuels LB Delontae Scott RB Patrick Taylor RB Mike Weber WR Juwann Winfree P Ryan Winslow
2021		CB Eric Stokes D1 C/G Josh Myers D2 WR Amari Rodgers D3 T/G Royce Newman D4 DL T.J. Slaton D5a CB Shemar Jean-Charles D5b T/G Cole Van Lanen D6a LB Isaiah McDuffie D6b RB Kylin Hill D7		QB Kurt Benkert WR Chris Blair QB Blake Bortles G/T Jacob Capra G/T Coy Cronk G/T Jon Dietzen LS Joe Fortunato S Innis Gaines WR Bailey Gaitther DL Jack Heflin TE Bronson Kaufusi LB Carlo Kemp WR DeAndre Thompkins S Christian Uphoff LB Ray Wilborn

2020 REVIEW



2020 RESULTS

14-4 Record (13-3 Regular Season)

REGULAR-SEASON GAMES

Date	Opponent	GB	Opp	Attend.	Weather
Sun., Sept. 13	at Minnesota Vikings (W)	43	34	---	(Indoors)
Sun., Sept. 20	DETROIT LIONS (W)	42	21	---	Sunny & 66
Sun., Sept. 27	at New Orleans Saints (W)	37	30	748	(Indoors)
Mon., Oct. 5	ATLANTA FALCONS (W)	30	16	---	Clear & 53
Sun., Oct. 11	OPEN DATE				
Sun., Oct. 18	at Tampa Bay Buccaneers (L)	10	38	15,540	Cloudy & 88
Sun., Oct. 25	at Houston Texans (W)	35	20	12,618	(Indoors)
Sun., Nov. 1	MINNESOTA VIKINGS (L)	22	28	---	Cloudy & 34
Thu, Nov. 5	at San Francisco 49ers (W)	34	17	---	Sunny & 78
Sun., Nov. 15	JACKSONVILLE JAGUARS (W)	24	20	---	Cloudy & 38
Sun., Nov. 22	at Indianapolis Colts (L)+	31	34	12,495	(Indoors)
Sun., Nov. 29	CHICAGO BEARS (W)	41	25	---	Clear & 37
Sun., Dec. 6	PHILADELPHIA EAGLES (W)	30	16	---	Cloudy & 34
Sun., Dec. 13	at Detroit Lions (W)	31	24	---	(Indoors)
Sat., Dec. 19	CAROLINA PANTHERS (W)	24	16	---	Cloudy & 33
Sun., Dec. 27	TENNESSEE TITANS (W)	40	14	---	Snow & 28
Sun., Jan. 3	at Chicago Bears (W)	35	16	---	Cloudy & 32

+ – overtime

POSTSEASON GAMES

Date	Opponent	GB	Opp	Attend.	Weather
Sat., Jan. 16	LOS ANGELES RAMS (W)	32	18	7,439	Cloudy & 35
Sun., Jan. 24	TAMPA BAY BUCCANEERS (L)	26	31	7,772	Sunny & 29

ATTENDANCE SUMMARY, 2020

Total Regular-Season Attendance:

41,401 (2,588 avg.)

Eight Home Games:

0 (0 avg.)

Eight Away Games:

41,401 (2,588 avg.)

Total Postseason Attendance:

15,211 (7,606 avg.)

2020 OPENING-DAY ROSTER, 9/13/20 AT MINNESOTA VIKINGS

17 ADAMS, Davante.....WR	35 NICKERSON, Parry.....CB	Practice Squad:	84 BEGELTON, Reggie.....WR
90 ADAMS, Montravius.....DL	73 NUMAN, Yosh.....T	41 *BLACK, Henry.....S	41 *FOSTER, Robert.....WR
23 ALEXANDER, Jaire.....CB	62 PATRICK, Lucas.....G	16 *GALEAI, Tipa.....LB	50 *HANSON, Jake.....C
31 AMOS, Adrian.....S	56 RAMSEY, Randy.....LB	67 *HARRIS, De'Jon.....LB	68 *JOHNSON, Zack.....G
69 BAKHTIARI, David.....T	25 REDMOND, Will.....S	57 *LOVETT, John.....TE	79 MACK, Daylon.....DL
51 *BARNES, Krys.....LB	12 RODGERS, Aaron.....QB	69 *PREVILON, Willington.....DL	97 *ROBERTS, Greg.....LB
8 BOYLE, Tim.....QB	76 *RUNYAN, Jon.....G	46 *SAMUELS, Stanford.....CB	98 *SCOTT, Delontae.....DL
43 BRADLEY, Hunter.....LS	26 SAVAGE, Darnell.....S	9 *SHEPHERD, Darius.....WR	22 WILLIAMS, Dexter.....RB
42 BURKS, Oren.....LB	6 SCOTT, JK.....P		
97 CLARK, Kenny.....DL	36 *SCOTT, Vernon.....S		
2 CROSBY, Mason.....K	91 SMITH, Preston.....LB		
81 *DEGUARA, Josiah.....TE	55 SMITH, Za'Darius.....LB		
28 *DILLON, AJ.....RB	19 ST. BROWN, Equanimeous.....WR		
32 ERVIN, Tyler.....RB	87 STERNBERGER, Jace.....TE		
53 *GARVIN, Jonathan.....LB	39 SULLIVAN, Chandon.....CB		
52 GARY, Rashaan.....LB	44 SUMMERS, Ty.....LB		
24 GREENE, Raven.....S	65 TAYLOR, Lane.....G		
29 HOLLMAN, Ka'dar.....CB	86 TAYLOR, Malik.....WR	Injured Reserve:	48 ENTO, Kabion.....CB
37 JACKSON, Josh.....CB	85 TONYAN, Robert.....TE	54 *MARTIN, Kamal.....LB	
74 JENKINS, Elgton.....G	77 TURNER, Billy.....G/T		
33 JONES, Aaron.....RB	83 VALDES-SCANTLING, Marquez.....WR	Reserve/Non-Football Injury:	72 *STEPANIAK, Simon.....G
96 KEKE, Kingsley.....DL	71 WAGNER, Rick.....T	27 *TAYLOR, Patrick.....RB	
20 KING, Kevin.....CB	30 WILLIAMS, Jamaal.....RB		
58 KIRKSEY, Christian.....LB			
95 LANCASTER, Tyler.....DL			
13 LAZARD, Allen.....WR			
89 LEWIS, Marcedes.....TE			
63 LINSLEY, Corey.....C			
10 *LOVE, Jordan.....QB			
94 LOWRY, Dean.....DL			

*—rookie

Reserve/Opt Out:

11 FUNCHESS, Devin.....WR

Reserve/Physically Unable to Perform:

40 BOLTON, Curtis.....LB

2020 REGULAR-SEASON STATISTICS

TEAM STATISTICS	GB	Opp
TOTAL FIRST DOWNS	358	332
Rushing	114	119
Passing	216	184
Penalty	28	29
3rd Down: Made/Att	89/180	73/185
3rd Down Pct	49.4	39.5
4th Down: Made/Att	13/21	14/24
4th Down Pct	61.9	58.3
POSSESSION AVG	32:29	27:31
TOTAL NET YARDS	6224	5344
Av. Per Game	389.0	334.0
Total Plays	990	974
Av. Per Play	6.3	5.5
NET YARDS RUSHING	2118	1805
Av. Per Game	132.4	112.8
Total Rushes	443	397
NET YARDS PASSING	4106	3539
Av. Per Game	256.6	221.2
Sacked/Yards Lost	21/193	41/254
Gross Yards	4299	3793
Att./Completions	526/372	536/346
Completion Pct.	70.7	64.6
HAD INTERCEPTED	5	11
PUNTS/AVERAGE	47/44.5	56/44.8
Net Punting Avg.	47/37.0	56/42.0
PENALTIES/YARDS	84/684	79/734
FUMBLES/BALL LOST	11/6	15/7
TOUCHDOWNS	66	42
Rushing	16	16
Passing	48	23
Returns	2	3

SCORE BY PERIODS	1	2	3	4	OT	PTS
PACKERS	80	219	103	107	0	509
OPPONENTS	71	92	82	121	3	369

SCORING	TD	Ru	Pa	Rt	PAT	FG	S	PTS
D.Adams	18	0	18	0	0	0	0	108
M.Crosby	0	0	0	0	59/63	16/16	0	107
A.Jones	11	9	2	0	0	0	0	66
R.Tonyan	11	0	11	0	0	0	0	66
M.Valdes-Scantling	6	0	6	0	0	0	0	36
J.Williams	3	2	1	0	0	0	0	22
A.Lazard	3	0	3	0	0	0	0	18
M.Lewis	3	0	3	0	0	0	0	18
A.Rodgers	3	3	0	0	0	0	0	18
A.Dillon	2	2	0	0	0	0	0	12
D.Dafney	1	0	1	0	0	0	0	6
P.Smith	1	0	0	1	0	0	0	6
E.St. Brown	1	0	1	0	0	0	0	6
J.Sternberger	1	0	1	0	0	0	0	6
C.Sullivan	1	0	0	1	0	0	0	6
M.Taylor	1	0	1	0	0	0	0	6
J.Alexander	0	0	0	0	0	1	2	2

PACKERS	66	16	48	2	59/63	16/16	1	509
OPPONENTS	42	16	23	3	35/37	24/27	0	369

2-PT Conversions: J.Williams 2, Packers 2-3, Opponents 5-5

FIELD GOALS	1-19	20-29	30-39	40-49	50+
M.Crosby	1/1	1/1	5/5	5/5	4/4
PACKERS	1/1	1/1	5/5	5/5	4/4
OPPONENTS	0/0	7/7	12/12	2/3	3/5

Crosby: (31G,43G)(43G,35G)(52G,33G,49G)(48G)(39G)(0)(19G,53G)(39G)(26G)(40G)(57G)(51G)(0)
 Opponents: (35G)(57WR)(45G,35G,34G)(23G)(50G)(41WL,38G,29G)(0)(22G)(52G,31G)(50CR,37G,32G,43G,39G)(27G)(52G)(32G)(36G,22G,33G)(0)(30G,27G,20G)

PASSING	Att	Cmp	Yds	Cmp%	TD	Int	LG	Sck/Lst	Rtg
A.Rodgers	526	372	4299	70.7	48	5	78t	20/182	121.5
T.Boyle	0	0	---	---	0	0	---	1/11	---
Packers	526	372	4299	70.7	48	5	78t	21/193	121.5
Opponents	536	346	3793	64.6	23	11	53	41/254	91.1

RUSHING	No	Yds	Avg	Long	TD
A.Jones	201	1104	5.5	77t	9
J.Williams	119	505	4.2	25	2
A.Dillon	46	242	5.3	30t	2
A.Rodgers	38	149	3.9	14	3
T.Ervin	13	67	5.2	21	0
A.Lazard	2	17	8.5	19	0
M.Valdes-Scantling	4	13	3.3	9	0
M.Taylor	1	9	9.0	9	0
D.Williams	2	8	4.0	5	0
E.St. Brown	1	7	7.0	7	0
J.Lovett	3	6	2.0	4	0
T.Boyle	13	-9	-0.7	0	0
Packers	443	2118	4.8	77t	16
Opponents	397	1805	4.5	57	16

RECEIVING	No	Yds	Avg	Long	TD
D.Adams	115	1374	11.9	56t	18
R.Tonyan	52	586	11.3	45	11
A.Jones	47	355	7.6	30	2
M.Valdes-Scantling	33	690	20.9	78t	6
A.Lazard	33	451	13.7	72	3
J.Williams	31	236	7.6	29	1
J.Sternberger	12	114	9.5	27	1
T.Ervin	11	84	7.6	24	0
M.Lewis	10	107	10.7	36	3
E.St. Brown	7	117	16.7	24	1
M.Taylor	5	66	13.2	26	1
D.Shepherd	5	46	9.2	19	0
T.Austin	5	20	4.0	7	0
D.Dafney	2	26	13.0	13t	1
A.Dillon	2	21	10.5	16	0
J.Deguara	1	12	12.0	12	0
A.Rodgers	1	-6	-6.0	-6	0
Packers	372	4299	11.6	78t	48
Opponents	346	3793	11.0	53	23

INTERCEPTIONS	No	Yds	Avg	Long	TD
D.Savage	4	13	3.3	9	0
A.Amos	2	47	23.5	24	0
C.Kirksey	2	18	9.0	10	0
R.Greene	1	17	17.0	17	0
C.Sullivan	1	7	7.0	7t	1
J.Alexander	1	-4	-4.0	-4	0
Packers	11	98	8.9	24	1
Opponents	5	73	14.6	37	1

PUNTING	No	Yds	Avg	Net	TB	In 20	LG	Bik
J.Scott	46	2092	45.5	37.0	3	15	62	1
Packers	47	2092	44.5	37.0	3	15	62	1
Opponents	56	2506	44.8	42.0	5	21	67	0

PUNT RETURNS	Ret	FC	Yds	Avg	Long	TD
T.Ervin	5	7	20	4.0	11	0
T.Austin	3	3	14	4.7	7	0
J.Jackson	2	0	13	6.5	7	0
D.Shepherd	1	8	6	6.0	6	0
C.Sullivan	0	1	0	---	---	0
Packers	11	19	53	4.8	11	0
Opponents	17	10	291	17.1	91t	2

KICKOFF RETURNS	No	Yds	Avg	Long	TD
D.Shepherd	11	227	20.6	30	0
T.Ervin	10	196	19.6	34	0
M.Taylor	9	167	18.6	24	0
J.Lovett	1	5	5.0	5	0
J.Sternberger	1	8	8.0	8	0
J.Williams	1	20	20.0	20	0
Packers	33	623	18.9	34	0
Opponents	45	1088	24.2	71	0

2020 REVIEW

COMMUNITY

ADMIN. & COACHES

VETERANS

DRAFT & FREE AGENTS

2020 REVIEW

RECORDS & HISTORY

LAMBEAU FIELD

MISC.

2020 REGULAR-SEASON DEFENSIVE STATISTICS

Official 2020 regular-season totals, according to league statistics

Player	Total			Sacks/		Int/	Fum	For	Pass
	Tackles	Solo	Asst	Yards	Yards				
A.Amos	83	65	18	2.0/12.0	2/47	1	0	0	9
K.Barnes	78	47	31	1.0/5.0	0/0	0	1	0	0
C.Kirksey	77	46	31	2.0/11.0	2/18	0	0	0	4
D.Savage	75	56	19	1.0/10.0	4/13	1	0	0	12
K.King	57	45	12	0.0/0.0	0/0	1	1	1	5
Z.Smith	52	35	17	12.5/81.5	0/0	2	4	2	2
J.Alexander	51	40	11	1.0/4.0	1/4	0	1	1	13
P.Smith	42	29	13	4.0/24.0	0/0	1	0	0	3
K.Clark	42	28	14	2.0/12.0	0/0	0	0	0	0
R.Greene	41	27	14	1.5/13.5	1/17	0	1	1	5
C.Sullivan	40	31	9	0.0/0.0	1/7	0	0	0	6
D.Lowry	36	14	22	3.0/19.0	0/0	0	0	0	2
R.Gary	35	19	16	5.0/31.0	0/0	1	0	0	1
T.Summers	27	19	8	0.0/0.0	0/0	0	0	0	1
J.Jackson	24	21	3	0.0/0.0	0/0	0	0	0	2
W.Redmond	24	18	6	0.0/0.0	0/0	0	0	0	1
T.Lancaster	23	8	15	0.0/0.0	0/0	0	0	0	1
K.Martin	23	17	6	1.0/3.0	0/0	0	0	0	0
K.Keke	21	12	9	4.0/27.0	0/0	0	1	2	2
M.Adams	11	6	5	0.0/0.0	0/0	0	0	0	0
O.Burks	11	8	3	0.0/0.0	0/0	0	1	0	0
K.Hollman	8	7	1	0.0/0.0	0/0	0	0	0	3
V.Scott	7	7	0	1.0/1.0	0/0	0	0	0	0
B.Winn	6	2	4	0.0/0.0	0/0	0	0	0	2
J.Garvin	5	2	3	0.0/0.0	0/0	0	0	0	0
H.Black	3	3	0	0.0/0.0	0/0	0	1	0	0
S.Samuels	2	2	0	0.0/0.0	0/0	0	0	0	0
R.Ramsey	2	1	1	0.0/0.0	0/0	0	0	0	0
Totals	906	615	291	41.0/254.0	11/98	7	11	74	



Miscellaneous Tackles (5):

M.Valdes-Scantling 2, D.Bakhtiari 1, E.St. Brown 1, M.Taylor 1.

Miscellaneous Fumble Recoveries (3):

A.Rodgers 1, A.Jones 1, T.Boyle 1.

SPECIAL TEAMS

Player	IT	FR	FF
T.Summers	12	0	0
O.Burks	10	0	1
R.Ramsey	9	0	0
V.Scott	6	0	0
H.Black	5	0	0
J.Lovett	4	0	0
W.Redmond	4	0	0
J.Burgess	3	0	0
R.Greene	3	0	0
M.Taylor	3	0	0
K.Barnes	2	0	0
D.Dafney	2	0	0
K.Hollman	2	0	0
J.Jackson	2	0	0
J.Williams	2	0	0
H.Bradley	1	0	0
M.Crosby	1	0	0
K.Martin	1	0	0
S.Samuels	1	0	0
E.St. Brown	1	0	0
C.Sullivan	1	0	0
Totals	.75	0	1

PACKERS IN WEEKLY TEAM RANKINGS, 2020

After Week	Opponent	NFL Offense			NFL Defense		
		Total	Rush	Pass	Total	Rush	Pass
1	@MIN	1	4	2	23	21	22
2	DET	1	1	5	10	13	13
3	@NO	2	2	6	14	14	18
4	ATL	2	4	4	12t	9	18
5	(bye)	2	5	3	12	8	19
6	@TB	7	7	14	14	15	14
7	@HOU	8	10	14	11	12	18
8	MIN	9	9	9	11	15	12
9	@SF	7	10	8	11	12	13
10	JAX	6	11	6	9	12	13
11	@IND	7	14	6	12	13	13
12	CHI	4	10	6	13t	14	15
13	PHI	2	8t	5	11	14	11
14	@DET	2	10	2	8	11	12
15	CAR	4	8	8	8	11	9
16	TEN	3	8	9	7	14	6
17	@CHI	5	8	9	9	13t	7
Packers in 2019		18	15	17	18	23	14
Packers in 2018		12	22	9	18	23	14
Packers in 2017		26	17	25	22	17	23
Packers in 2016		8	20	7	22	8	31
Packers in 2015		23	12	25t	15	21	6
Packers in 2014		6	11	8	15	23	10
Packers in 2013		3	7	6	25	25	24
Packers in 2012		13	20	9	11	17	11
Packers in 2011		3	27	3	32	14	32
Packers in 2010		9	24	5	5	18	5
Packers in 2009		6	14	7	2	1	5
Packers in 2008		8	17	8	20	26	12
Packers in 2007		2	21	2	11	14	12
Packers in 2006		9	23	8	12	13	17
Packers in 2005		18	30	7	7	23	1
Packers in 2004		3	10	3	25	14	25
Packers in 2003		4	3	16	17	10	23
Packers in 2002		12	12	10	12	21	3
Packers in 2001		6	21	3	12	16	15
Packers in 2000		15	23	8	15	8	19
Packers in 1999		9	21	7	19	22	18
Packers in 1998		5	25	3	4	4	10

2020 POSTSEASON STATISTICS

TEAM STATISTICS		GB	Opp
TOTAL FIRST DOWNS	51	36	
Rushing	15	10	
Passing	34	23	
Penalty	2	3	
3rd Down: Made/Att	16/26	11/22	
3rd Down Pct	61.5	50.0	
4th Down: Made/Att	0/0	1/2	
4th Down Pct	0.0	50.0	
POSSESSION AVG	35:25	24:36	
TOTAL NET YARDS	865	595	
Avg. Per Game	432.5	297.5	
Total Plays	141	111	
Avg. Per Play	6.1	5.4	
NET YARDS RUSHING	255	172	
Avg Per Game	127.5	86.0	
Total Rushes	52	43	
NET YARDS PASSING	610	423	
Avg. Per Game	305.0	211.5	
Sacked/Yards Lost	5/32	5/31	
Gross Yards	642	454	
Att./Completions	84/56	63/41	
Completion Pct	66.7	65.1	
HAD INTERCEPTED	1	3	
PUNTS/AVERAGE	5/44.4	6/47.0	
Net Punting Avg.	42.4	44.2	
PENALTIES/YARDS	7/52	5/43	
FUMBLES/BALL LOST	3/1	0/0	
TOUCHDOWNS	7	6	
Rushing	2	2	
Passing	5	4	
Returns	0	0	

SCORE BY PERIODS		1	2	3	4	OT	PTS
PACKERS	3	26	19	10	0	0	58
OPPONENTS	10	21	15	3	0	0	49

SCORING	TD	Ru	Pa	Rt	PAT	FG	S	PTS
M.Crosby	0	0	0	0	4/4	4/4	0	16
D.Adams	2	0	2	0	0	0	0	12
A.Jones	1	1	0	0	0	0	0	6
A.Lazard	1	0	1	0	0	0	0	6
A.Rodgers	1	1	0	0	0	0	0	6
R.Tonyan	1	0	1	0	0	0	0	6
M.Valdes-Scantling	1	0	1	0	0	0	0	6
PACKERS	7	2	5	0	4/4	4/4	0	58
OPPONENTS	6	2	4	0	5/5	2/2	0	49

2-Pt Conversions: Packers 0-3, Opponents 1-1

FIELD GOALS	1-19	20-29	30-39	40-49	50+
M.Crosby	0/0	3/3	1/1	0/0	0/0
PACKERS	0/0	3/3	1/1	0/0	0/0
OPPONENTS	0/0	0/0	1/1	1/1	0/0

Crosby: (24G, 39G) (24G, 26G)
Opponents: (37G) (46G)

PASSING	Att	Cmp	Yds	Cmp%	TD	Int	LG	Sck/Lst	Rtng
A.Rodgers	84	56	642	66.7	5	1	58t	5/32	104.4
PACKERS	84	56	642	66.7	5	1	58t	5/32	104.4
OPPONENTS	63	41	454	65.1	4	3	52	5/31	87.7

RUSHING	No	Yds	Avg	Long	TD
A.Jones	20	126	6.3	60	1
J.Williams	19	88	4.6	12	0
A.Dillon	9	44	4.9	9	0
A.Rodgers	4	-3	-0.8	1t	1
PACKERS	52	255	4.9	60	2
OPPONENTS	43	172	4.0	20t	2

RECEIVING	No	Yds	Avg	Long	TD
D.Adams	18	133	7.4	21	2
M.Valdes-Scantling	8	148	18.5	50t	1
R.Tonyan	8	82	10.3	33	1
A.Lazard	7	158	22.6	58t	1
A.Jones	5	21	4.2	14	0
J.Williams	4	22	5.5	11	0
M.Lewis	3	28	9.3	14	0
E.St. Brown	2	37	18.5	27	0
A.Dillon	1	13	13.0	13	0
PACKERS	56	642	11.5	58t	5
OPPONENTS	41	454	11.1	52	4

INTERCEPTIONS	No	Yds	Avg	Long	TD
J.Alexander	2	16	8.0	16	0
A.Amos	1	0	0.0	0	0
PACKERS	3	16	5.3	16	0
OPPONENTS	1	0	0.0	0	0

PUNTING	No	Yds	Avg	Net	TB	In20	LG	Bik
J.Scott	5	222	44.4	42.4	0	1	55	0
PACKERS	5	222	44.4	42.4	0	1	55	0
OPPONENTS	6	282	47.0	44.2	0	3	64	0

PUNT RETURNS	Ret	FC	Yds	Avg	Long	TD
T.Austin	2	3	17	8.5	9	0
PACKERS	2	3	17	8.5	9	0
OPPONENTS	2	0	10	5.0	7	0

KICKOFF RETURNS	No	Yds	Avg	Long	TD
M.Taylor	2	43	21.5	26	0
D.Dafney	1	0	0.0	0	0
J.Williams	1	30	30.0	30	0
PACKERS	4	73	18.3	30	0
OPPONENTS	9	217	24.1	43	0

DEFENSIVE STATISTICS

Player	Total Tackles	Solo	Asst	Sacks/Yards	Int/Yards	Fum Rec	For Fum	Pass Def
K.Barnes	13	8	5	0.0/0.0	0/0	0	0	1
K.King	12	9	3	0.0/0.0	0/0	0	0	0
C.Sullivan	12	9	3	0.0/0.0	0/0	0	0	0
K.Clark	11	6	5	2.5/15.5	0/0	0	0	0
A.Amos	8	6	2	0.0/0.0	1/0	0	0	1
D.Lowry	7	3	4	0.0/0.0	0/0	0	0	0
C.Kirksey	6	4	2	0.0/0.0	0/0	0	0	0
P.Smith	6	4	2	0.0/0.0	0/0	0	0	2
Z.Smith	5	3	2	1.0/7.0	0/0	0	0	0
R.Gary	5	3	2	1.5/8.5	0/0	0	0	0
J.Alexander	4	3	1	0.0/0.0	2/16	0	0	3
D.Savage	4	3	1	0.0/0.0	0/0	0	0	0
T.Lancaster	3	1	2	0.0/0.0	0/0	0	0	0
T.Sommers	2	2	0	0.0/0.0	0/0	0	0	0
K.Martin	2	1	1	0.0/0.0	0/0	0	0	0
B.Price	2	0	2	0.0/0.0	0/0	0	0	0
D.Harrison	1	0	1	0.0/0.0	0/0	0	0	0
Totals	103	65	38	5.0/31.0	3/16	0	0	7

SPECIAL TEAMS

Player	TI	FR	FF
H.Black	4	0	0
O.Burks	3	0	0
E.St. Brown	2	0	0
D.Dafney	1	0	0
R.Ramsey	1	0	0
K.Russell	1	0	0
V.Scott	1	0	0
C.Sullivan	1	0	0
T.Sommers	1	0	0
Totals	15	0	0

2020 POSTSEASON PLAYER PARTICIPATION

NFL WEEK Player	DIV LAR	NFC TB	GP/GS/ DNP/INA
Adams, Davante	WR	WR	2/2/0/0
Adams, Montravius	IR	IR	0/0/0/0
Alexander, Jaire	CB	CB	2/2/0/0
Amos, Adrian	S	S	2/2/0/0
Austin, Tavon	SUB	SUB	2/0/0/0
Bakhtiari, David	IR	IR	0/0/0/0
Barnes, Krys	ILB	ILB	2/2/0/0
Begelton, Reggie	PS	PS	0/0/0/0
Black, Henry	SUB	SUB	2/0/0/0
Boyle, Tim	DNP	DNP	0/0/2/0
Braden, Ben	SUB	SUB	2/0/0/0
Bradley, Hunter	SUB	SUB	2/0/0/0
Burgess, James	IR	IR	0/0/0/0
Burks, Oren	SUB	SUB	2/0/0/0
Clark, Kenny	NT	NT	2/2/0/0
Crosby, Mason	SUB	SUB	2/0/0/0
Dafney, Dominique	SUB	SUB	2/0/0/0
Deguara, Josiah	IR	IR	0/0/0/0
Dillon, AJ	SUB	SUB	2/0/0/0
Ento, Kabion	IR	IR	0/0/0/0
Ervin, Tyler	IR	IR	0/0/0/0
Galeai, Tipa	PS	PS	0/0/0/0
Garvin, Jonathan	INA	INA	0/0/0/2
Gary, Rashan	SUB	SUB	2/0/0/0
Greene, Raven	IR	IR	0/0/0/0
Hanson, Jake	PSIR	PSIR	0/0/0/0
Harris, De'Jon	PS	PS	0/0/0/0
Harrison, Damon	SUB	SUB	2/0/0/0
Hollman, Ka'dar	INA	INA	0/0/0/2
Jackson, Josh	INA	INA	0/0/0/2
Jenkins, Elgton	LG	LG	2/2/0/0
Johnson, Zack	PS	PS	0/0/0/0
Jones, Aaron	RB	RB	2/2/0/0
Keke, Kingsley	INA	INA	0/0/0/2
King, Kevin	CB	CB	2/2/0/0
Kirksey, Christian	SUB	ILB	2/1/0/0
Lancaster, Tyler	DE	SUB	2/1/0/0
Lazard, Allen	3WR	SUB	2/1/0/0
Lewis, Mercedes	TE	TE	2/2/0/0
Linsley, Corey	C	C	2/2/0/0
Love, Jordan	INA	INA	0/0/0/2
Lowett, Jordan	IR	IR	0/0/0/0
Lowry, Dean	DE	DE	2/2/0/0
Martin, Kamal	SUB	SUB	2/0/0/0
Molson, JJ	PS	PS	0/0/0/0
Nauta, Isaac	PS	PS	0/0/0/0
Nickerson, Parry	IR	IR	0/0/0/0
Nijman, Yosh	SUB	SUB	2/0/0/0

NFL WEEK Player	DIV LAR	NFC TB	GP/GS/ DNP/INA
Patrick, Lucas	RG	RG	2/2/0/0
Previlon, Willington	PS	PS	0/0/0/0
Price, Brian	SUB	SUB	2/0/0/0
Ramsey, Randy	SUB	SUB	2/0/0/0
Redmond, Will	SUB	SUB	2/0/0/0
Roberts, Seth	PS	PS	0/0/0/0
Rodgers, Aaron	QB	QB	2/2/0/0
Runyan, Jon	SUB	SUB	2/0/0/0
Rush, Anthony	PS	PS	0/0/0/0
Russell, Kei'Varae	SUB	SUB	2/0/0/0
Samuels, Stanford	PS	PS	0/0/0/0
Savage, Darnell	S	S	2/2/0/0
Scott, Delontae	PSIR	PSIR	0/0/0/0
Scott, JK	SUB	SUB	2/0/0/0
Scott, Vernon	SUB	INA	1/0/0/0
Smith, Preston	OLB	OLB	2/2/0/0
Smith, Za'Darius	OLB	OLB	2/2/0/0
St. Brown, Equanimeous	SUB	SUB	2/0/0/0
Stepaniak, Simon	IR	IR	0/0/0/0
Sternberger, Jace	INA	INA	0/0/0/0
Sullivan, Chandon	3CB	3CB	2/2/0/0
Summers, Ty	SUB	SUB	2/0/0/0
Taylor, Lane	IR	IR	0/0/0/0
Taylor, Malik	SUB	SUB	2/0/0/0
Taylor, Patrick	NFI	NFI	0/0/0/0
Tonyan, Robert	SUB	SUB	2/0/0/0
Turner, Billy	LT	LT	2/2/0/0
Valdes-Scantling, Marquez	WR	WR	2/2/0/0
Veldheer, Jared	R/C19	R/C19	0/0/0/0
Wagner, Rick	RT	RT	2/2/0/0
Weber, Mike	PS	PS	0/0/0/0
Williams, Dexter	PS	-	0/0/0/0
Williams, Jamaal	SUB	2RB	2/1/0/0
Williams, Tramon	-	DNP	0/0/1/0
Winfree, Juwan	PS	PS	0/0/0/0
Winn, Billy	IR	IR	0/0/0/0
Winslow, Ryan	PS	PS	0/0/0/0

STARTERS IN BOLD AT POSITION: DNP — Did not play; INA — Inactive; IR — Injured reserve; NFI — Reserve/Non-Football Injury; PS — Practice squad; PSIR — Practice squad/Injured reserve; R/C19 — Reserve/COVID-19; SUB — Substitute; 2RB— Started as second running back; 3WR— Started as third wide receiver; 3CB — Started as third cornerback.



U.S. Bank Stadium, Sunday, Sept. 13, 2020. Attendance: 0 Time: 3:12. Weather: Indoors.

MINNEAPOLIS (AP) — Aaron Rodgers took full advantage of the young cornerbacks and the empty building in Minnesota, passing for 364 yards and four touchdowns to lead the Packers past the Vikings, 43-34. Davante Adams thrived all over the field with a franchise-recording tying 14 catches for 156 yards and two touchdowns. Marquez Valdes-Scantling and Allen Lazard each reached the end zone, too, as Green Bay had its way with a new-look Minnesota defense. Aaron Jones rushed for 66 yards and a TD for the Packers, who posted their highest score against the Vikings since a 44-31 victory at the Metrodome on Oct. 27, 2013. This was the most points Minnesota has allowed since coach Mike Zimmer was hired in 2014. Dalvin Cook rushed 12 times for 50 yards, two TDs and two two-point conversions. Adam Thielen caught six passes for 110 yards, two scores and another two-point, but Kirk Cousins underthrew him in the final minute of the first half, when Jaire Alexander, who also recorded a safety on an untouched cornerback blitz in the second quarter, made a bobbling interception.

Minnesota Vikings Starters

OFFENSE	DEFENSE
WR 81 B. Johnson	LE 95 I. Odenigbo
LT 71 R. Reiff	NT 93 S. Stephen
LG 78 D. Dozier	DT 94 J. Johnson
C 56 G. Bradbury	RE 90 J. Holmes
RG 65 P. Effein	SLB 55 A. Barr
RT 75 B. O'Neill	MLB 54 E. Kendrick
TE 82 K. Rudolph	WLB 50 E. Wilson
WR 19 A. Thielen	LCB 27 C. Dantzler
QB 8 K. Cousins	RCB 21 M. Hughes
RB 33 D. Cook	SS 22 H. Smith
FB 30 C. Ham	FS 41 A. Harris

Green Bay Packers Starters

OFFENSE	DEFENSE
WR 17 D. Adams	DE 94 D. Lowry
LT 69 D. Bakhtiari	NT 97 K. Clark
LG 62 L. Patrick	DE 96 K. Keke
C 63 C. Linsey	OLB 91 P. Smith
RG 65 L. Taylor	ILB 58 C. Kirksey
RT 74 E. Jenkins	ILB 51 K. Barnes
TE 89 M. Lewis	OLB 55 Z. Smith
WR 13 A. Lazard	CB 23 J. Alexander
TE 81 J. Deguara	CB 20 K. King
QB 12 A. Rodgers	S 31 A. Amos
RB 33 A. Jones	S 26 D. Savage

Scoring Drives

TEAM	QTR	TIME	SCORING PLAY	GB	MIN
Packers	1	07:27	M.Crosby 31 yd. Field Goal (13-63, 7:33)	3	0
Vikings	1	03:24	D.Cook 1 yd. run (D.Bailey kick) (8-75, 4:03)	3	7
Packers	2	11:39	K.Cousins sacked in end zone by J.Alexander for a Safety	5	7
Packers	2	08:08	M.Crosby 43 yd. Field Goal (8-31, 3:31)	8	7
Packers	2	00:39	D.Adams 24 yd. pass from A.Rodgers (M.Crosby kick) (11-60, 5:25)	15	7
Packers	2	00:14	M.Valdes-Scantling 45 yd. pass from A.Rodgers (M.Crosby kick) (2-45, 0:11)	22	7
Vikings	2	00:00	D.Bailey 35 yd. Field Goal (3-58, 0:14)	22	10
Packers	3	00:09	D.Adams 1 yd. pass from A.Rodgers (M.Crosby kick) (8-61, 4:11)	29	10
Vikings	4	13:53	A.Thielen 37 yd. pass from K.Cousins (D.Cook run) (4-77, 1:16)	29	18
Packers	4	10:02	A.Lazard 4 yd. pass from A.Rodgers (M.Crosby kick) (7-75, 3:51)	36	18
Vikings	4	07:55	D.Cook 3 yd. run (D.Cook run) (7-65, 2:07)	36	26
Packers	4	03:19	A.Jones 5 yd. run (M.Crosby kick) (8-75, 4:36)	43	26
Vikings	4	01:21	A.Thielen 19 yd. pass from K.Cousins (K.Cousins-A.Thielen pass) (9-75, 1:58)	43	34

Green Bay Packers

PASSING	ATT	CP	YDS	SK/YD	LG	INT	RTG
Aaron Rodgers	44	32	364	0/0	4	45t	0 127.5
TOTAL	44	32	364	0/0	4	45t	0 127.5

RUSHING	ATT	YDS	AVG	LG	TD
Aaron Jones	16	66	4.1	15	1
Tyler Ervin	3	38	12.7	21	0
Jamaal Williams	7	21	3.0	5	0
Allen Lazard	1	19	19.0	19	0
AJ Dillon	2	14	7.0	8	0
Aaron Rodgers	1	2	2.0	2	0
Tim Boyle	2	-2	-1.0	-1	0
TOTAL	32	158	4.9	21	1

RECEIVING	NO	YDS	AVG	LG	TD
Davante Adams	14	156	11.1	40	2
Marquez Valdes-Scantling	4	96	24.0	45t	1
Allen Lazard	4	63	15.8	38	1
Jamaal Williams	4	21	5.3	15	0
Aaron Jones	4	10	2.5	6	0
Josiah Deguara	1	12	12.0	12	0
Tyler Ervin	1	6	6.0	6	0
TOTAL	32	364	11.4	45t	4

TOP DEFENSE	TOT	SOLO	AST	SCK	YDS	INT
Christian Kirksey	12	6	6	0.0	0.0	0
Krys Barnes	6	4	2	0.0	0.0	0
Darnell Savage	5	3	2	0.0	0.0	0

FIELD GOALS	FGM/FGA	PERCENT	RESULTS
Mason Crosby	2-2	100.0	31G, 43G
TOTAL	2-2	100.0	

Minnesota Vikings

PASSING	ATT	CP	YDS	SK/YD	LG	INT	RTG
Kirk Cousins	25	19	259	2/11	237t	1	118.6
TOTAL	25	19	259	2/11	237t	1	118.6

RUSHING	ATT	YDS	AVG	LG	TD
Dalvin Cook	12	50	4.2	12	2
Alexander Mattison	6	50	8.3	21	0
Kirk Cousins	4	34	8.5	16	0
TOTAL	22	134	6.1	21	2

RECEIVING	NO	YDS	AVG	LG	TD
Adam Thielen	6	110	18.3	37t	2
Alexander Mattison	4	30	7.5	9	0
Bisi Johnson	3	56	18.7	29	0
Kyle Rudolph	2	28	14.0	22	0
Justin Jefferson	2	26	13.0	17	0
Irv Smith Jr.	1	11	11.0	11	0
Dalvin Cook	1	-2	-2.0	-2	0
TOTAL	19	259	13.6	37t	2

TOP DEFENSE	TOT	SOLO	AST	SCK	YDS	INT
Eric Kendrick	11	7	4	0.0	0.0	0
Anthony Harris	8	5	3	0.0	0.0	0
Holton Hill	7	7	0	0.0	0.0	0

FIELD GOALS	FGM/FGA	PERCENT	RESULTS
Dan Bailey	1-1	100.0	35G
TOTAL	1-1	100.0	

Team Statistics

	Packers	Vikings
First Downs	31	25
3rd-Down Eff. (Made/Att/Pct)	6/11/55%	3/6/50%
4th-Down Eff. (Made/Att/Pct)	1/2/50%	0/1/0%
Total Net Yards	522	382
Total Plays	76	49
Yards Per Play	6.9	7.8
Rushes/Net Yards	32/158	22/134
Net Passing	364	248
Pass Attempts/Completions	44/32	25/19
Had Intercepted	0	1
Sacked/Yards Lost	0/0	2/11
Punts/Average	1/40.0	2/40.0
Penalties/Yards	6/63	5/20
Fumbles/Lost	1/0	0/0
Possession Time	41:16	18:44

Lambeau Field, Sunday, Sept. 20, 2020. Attendance: 0. Time: 3:07. Weather: 66° F, Humidity: 41 percent, Wind: S 12 mph.

GREEN BAY, Wis. (AP) -- Aaron Jones rushed for a career-high 168 yards and scored three touchdowns, including a 75-yard breakthrough, as the Green Bay Packers rallied from an early 11-point deficit to beat the Detroit Lions, 42-21. Jones also had a team-high 68 yards receiving on four catches as the Packers (2-0) won their home opener for an eighth consecutive year and improved to 8-0 against NFC North foes during head coach Matt LaFleur's tenure. Jones had a 14-yard touchdown run to go along with his 75-yarder. Aaron Rodgers was 18 of 30 for 240 yards with TD passes to Jones and Robert Tonyan. After winning, 43-34, at Minnesota last week, the Packers are the eighth team in the Super Bowl era to score at least 40 points in each of their first two games. The last two teams to accomplish that feat -- New Orleans in 2009 and Denver on 2013 -- went on to reach the Super Bowl. Green Bay took the lead for good, 17-14, on Rodgers' 11-yard pass to Tonyan with 14 seconds left in the second quarter. Jones then raced through a hole on the right side and scored on the Packers' first play from scrimmage in the second half. Jones' 75-yard burst was the longest touchdown run by a Packer since Ahman Green had a 90-yarder against Dallas in 2004. The Packers extended the lead to 31-14 later in the third quarter when Rashan Gary pressured Matthew Stafford into throwing an interception that Chandon Sullivan returned for a 7-yard touchdown.

Detroit Lions Starters

OFFENSE		DEFENSE	
WR 11	M. Jones Jr.	DE 90	T. Flowers
WR 17	M. Hall	DT 71	D. Shelton
LT 68	T. Decker	DT 93	D. Hand
LG 76	O. Aboushi	LB 8	J. Collins Sr.
C 77	F. Ragnow	LB 40	J. Davis
RG 73	J. Jackson	LB 52	C. Jones
RT 65	T. Crosby	LB 51	J. Tawai
TE 88	T. Hockenson	CB 24	A. Oruwariye
TE 83	J. James	CB 23	J. Okudah
QB 9	M. Stafford	S 26	D. Harmon
RB 33	K. Johnson	S 25	W. Harris

Green Bay Packers Starters

OFFENSE		DEFENSE	
WR 17	D. Adams	DE 94	D. Lowry
LT 69	D. Bakhtiari	NT 95	T. Lancaster
LG 74	E. Jenkins	DE 96	K. Keke
C 63	C. Linsley	OLB 91	P. Smith
RG 62	L. Patrick	ILB 58	C. Kirksey
RT 71	R. Wagner	OLB 55	Z. Smith
TE 89	M. Lewis	CB 23	J. Alexander
TE 85	R. Tonyan	CB 20	K. King
WR 13	A. Lazard	CB 39	C. Sullivan
QB 12	A. Rodgers	S 31	A. Amos
RB 33	A. Jones	S 26	D. Savage

Scoring Drives

TEAM	QTR	TIME	SCORING PLAY	DET	GB
Lions	1	10:33	K.Johnson 1 yd. run (M.Prater kick) (8-75, 4:27)	7	0
Packers	1	05:42	M.Crosby 43 yd. Field Goal (12-50, 4:51)	7	3
Lions	1	00:04	M.Jones 4 yd. pass from M.Stafford (M.Prater kick) (13-75, 5:38)	14	3
Packers	2	10:09	A.Jones 7 yd. pass from A.Rodgers (M.Crosby kick) (9-75, 4:55)	14	10
Packers	2	00:14	R.Tonyan 11 yd. pass from A.Rodgers (M.Crosby kick) (4-62, 0:46)	14	17
Packers	3	14:48	A.Jones 75 yd. run (M.Crosby kick) (1-75, 0:12)	14	24
Packers	3	08:32	C.Sullivan 7 yd. interception return (M.Crosby kick)	14	31
Packers	3	01:32	M.Crosby 35 yd. Field Goal (12-69, 6:01)	14	34
Lions	4	13:00	M.Hall 24 yd. pass from M.Stafford (M.Prater kick) (8-75, 3:32)	21	34
Packers	4	07:59	A.Jones 14 yd. run (J.Williams run) (7-74, 5:01)	21	42

Detroit Lions

PASSING	ATT	CP	YDS	SK	YD	LG	INT	RTG
Matthew Stafford	33	20	244	4/26	2	36	1	91.0
TOTAL	33	20	244	4/26	2	36	1	91.0

RUSHING	ATT	YDS	AVG	LG	TD
Adrian Peterson	7	41	5.9	25	0
Kerryon Johnson	8	32	4.0	8	1
D'Andre Swift	5	12	2.4	5	0
Matthew Stafford	1	4	4.0	4	0
TOTAL	21	89	4.2	25	1

RECEIVING	NO	YDS	AVG	LG	TD
D'Andre Swift	5	60	12.0	17	0
T.J. Hockenson	4	62	15.5	29	0
Marvin Jones Jr.	4	23	5.8	8	1
Quintez Cephus	3	54	18.0	36	0
Danny Amendola	2	21	10.5	13	0
Marvin Hall	1	24	24.0	24	1
Jamal Agnew	1	0	0.0	0	0
TOTAL	20	244	12.2	36	2

TOP DEFENSE	TOT	SOLO	AST	SCK	YDS	INT
Jeff Okudah	7	7	0	0.0	0.0	0
Jahlani Tavai	6	3	3	0.0	0.0	0
Danny Shelton	5	2	3	0.0	0.0	0

FIELD GOALS	FGM/FGA	PERCENT	RESULTS
Matt Prater	0-1	0.0	57WR
TOTAL	0-1	0.0	

Green Bay Packers

PASSING	ATT	CP	YDS	SK	YD	LG	INT	RTG
Aaron Rodgers	30	18	240	1/11	2	41	0	107.6
TOTAL	30	18	240	1/11	2	41	0	107.6

RUSHING	ATT	YDS	AVG	LG	TD
Aaron Jones	18	168	9.3	75	2
Jamaal Williams	8	63	7.9	18	0
AJ Dillon	5	17	3.4	12	0
Aaron Rodgers	2	12	6.0	8	0
Tim Boyle	2	-1	-0.5	0	0
TOTAL	35	259	7.4	75	2

RECEIVING	NO	YDS	AVG	LG	TD
Aaron Jones	4	68	17.0	30	1
Marquez Valdes-Scantling	3	64	21.3	41	0
Allen Lazard	3	45	15.0	25	0
Davante Adams	3	36	12.0	17	0
Robert Tonyan	2	25	12.5	14	1
Marcedes Lewis	1	4	4.0	4	0
Tyler Ervin	1	4	4.0	4	0
Aaron Rodgers	1	-6	-6.0	-6	0
TOTAL	18	240	13.3	41	2

TOP DEFENSE	TOT	SOLO	AST	SCK	YDS	INT
Christian Kirksey	12	9	3	0.0	0.0	0
Jaire Alexander	5	3	2	0.0	0.0	0
Darnell Savage	4	2	2	0.0	0.0	0

FIELD GOALS	FGM/FGA	PERCENT	RESULTS
Mason Crosby	2-2	100.0	43G, 35G
TOTAL	2-2	100.0	

Team Statistics

First Downs	
3rd-Down Eff. (Made/Att/Pct)	
4th-Down Eff. (Made/Att/Pct)	
Total Net Yards	
Total Plays	
Yards Per Play	
Rushes/Net Yards	
Net Passing	
Pass Attempts/Completions	
Hud Intercepted	
Sacked/Yards Lost	
Punts/Average	
Penalties/Yards	
Fumbles/Lost	
Possession Time	

Lions Packers

19	26
6/12/50%	6/12/50%
0/1/0%	1/1/100%
307	488
58	66
5.3	7.4
21/89	35/259
218	229
33/20	30/18
1	0
4/26	1/11
5/54.2	3/42.7
7/70	8/60
0/0	0/0
25:14	34:46

Mercedes-Benz Superdome, Sunday, Sept. 27, 2020. Attendance: 748. Time: 4:11. Weather: Indoors.

NEW ORLEANS (AP) — Aaron Rodgers passed for 283 yards and three touchdowns, and the Packers scored 10 points in the final nine minutes to pull out a 37-30 victory over the New Orleans Saints. With receiver Davante Adams unable to play because of a hamstring injury, Rodgers nonetheless found ways to attack New Orleans (1-2) with a variety of passes, short and long. Allen Lazard caught six passes for 146 yards for Green Bay (3-0), including gains of 48 and 72 yards on throws deep downfield that each set up touchdowns. Saints running back Alvin Kamara built on a sensational start to the season, gaining 197 yards from scrimmage and scoring twice on short passes from Drew Brees, with shifty, tackle-slipping runs after the catch. The game featured a quick sequence of defensive highlights while the game was tied at 27 early in the fourth quarter. Just two plays after Malcolm Jenkins and Marshon Lattimore combined to stop running back Aaron Jones short on fourth-and-1, Za'Darius Smith stripped Taysom Hill on a read-option run and recovered the fumble to give Green Bay possession again near midfield. The Packers parlayed the turnover into a go-ahead, 49-yard field goal by Mason Crosby with 8:47 to play.

New Orleans Saints Starters

OFFENSE		DEFENSE	
WR 10	T. Smith	RDE	91 T. Hendrickson
LT 72	T. Armstead	DT	90 M. Brown
LG 75	A. Peat	DT	98 S. Rankins
C 78	E. McCoy	LDE	94 C. Jordan
RG 62	N. Easton	WILL	56 D. Davis
RT 71	R. Ramczyk	MLB	47 A. Anzalone
TE 7	T. Hill	Nickel	22 C. Gardner-Johnson
RB 28	L. Murray	LCB	20 J. Jenkins
QB 9	D. Brees	SS	27 M. Jenkins
FB 32	M. Burton	FS	43 M. Williams
TE 89	J. Hill	RCB	23 M. Lattimore

Green Bay Packers Starters

OFFENSE		DEFENSE	
WR 83	M. Valdes-Scantling	DE	94 D. Lowry
LT 69	D. Bakhtiari	NT	95 T. Lancaster
LG 74	E. Jenkins	OLB	52 R. Gary
C 63	C. Linsley	OLB	91 P. Smith
RG 62	L. Patrick	ILB	58 C. Kirksey
RT 77	B. Turner	ILB	51 K. Barnes
TE 89	M. Lewis	OLB	55 Z. Smith
TE 85	R. Tonyan	CB	23 J. Alexander
WR 13	A. Lazard	CB	20 K. King
QB 12	A. Rodgers	S	31 A. Amos
RB 33	A. Jones	S	26 D. Savage

Scoring Drives

TEAM	QTR	TIME	SCORING PLAY	GB	NO
Packers	1	07:30	M. Crosby 52 yd. Field Goal (10-35, 5:38)	3	0
Saints	1	05:07	A. Kamara 11 yd. pass from D. Brees (W. Lutz kick) (4-77, 2:23)	3	7
Packers	2	14:12	M. Crosby 33 yd. Field Goal (12-60, 5:55)	6	7
Packers	2	10:32	A. Lazard 5 yd. pass from A. Rodgers (M. Crosby kick) (3-50, 1:27)	13	7
Saints	2	04:28	W. Lutz 45 yd. Field Goal (11-49, 6:04)	13	10
Saints	2	00:06	E. Sanders 10 yd. pass from D. Brees (W. Lutz kick) (11-61, 2:34)	13	17
Packers	3	12:58	A. Jones 1 yd. run (M. Crosby kick) (7-75, 2:02)	20	17
Saints	3	05:55	W. Lutz 35 yd. Field Goal (12-58, 7:03)	20	20
Packers	3	02:17	M. Lewis 18 yd. pass from A. Rodgers (M. Crosby kick) (6-75, 3:38)	27	20
Saints	3	00:33	A. Kamara 52 yd. pass from D. Brees (W. Lutz kick) (3-75, 1:44)	27	27
Packers	4	08:47	M. Crosby 49 yd. Field Goal (7-26, 3:32)	30	27
Packers	4	02:00	R. Tonyan 1 yd. pass from A. Rodgers (M. Crosby kick) (7-64, 4:36)	37	27
Saints	4	00:32	W. Lutz 34 yd. Field Goal (9-59, 1:28)	37	30

Green Bay Packers

PASSING	ATT	CP	YDS	SK/YD	TD	LG	INT	RTG
Aaron Rodgers	32	21	283	1/12	3	72	0	124.9
TOTAL	32	21	283	1/12	3	72	0	124.9

RUSHING	ATT	YDS	AVG	LG	TD
Aaron Jones	16	69	4.3	19	1
Jamaal Williams	6	14	2.3	6	0
Aaron Rodgers	2	12	6.0	13	0
Tyler Ervin	1	5	5.0	5	0
Allen Lazard	1	-2	-2.0	-2	0
TOTAL	26	98	3.8	19	1

RECEIVING	NO	YDS	AVG	LG	TD
Allen Lazard	6	146	24.3	72	1
Robert Tonyan	5	50	10.0	16	1
Jace Sternberger	3	36	12.0	23	0
Aaron Jones	2	17	8.5	12	0
Tyler Ervin	2	8	4.0	5	0
Marcodes Lewis	1	18	18.0	18	1
Marquez Valdes-Scantling	1	5	5.0	5	0
Jamaal Williams	1	3	3.0	3	0
TOTAL	21	283	13.5	72	3

TOP DEFENSE	TOT	SO	GL	AST	SCK	YDS	INT
Ty Summers	9	6	3	0	0	0	0
Krys Barnes	8	3	5	0	0	0	0
Darnell Savage	7	5	2	0	0	0	0

FIELD GOALS	FGM/FGA	PERCENT	RESULTS
Mason Crosby	3-3	100.0	52G, 33G, 49G
TOTAL	3-3	100.0	

New Orleans Saints

PASSING	ATT	CP	YDS	SK/YD	TD	LG	INT	RTG
Drew Brees	36	29	288	2/13	3	52	0	127.8
TOTAL	36	29	288	2/13	3	52	0	127.8

RUSHING	ATT	YDS	AVG	LG	TD
Latavius Murray	12	58	4.8	10	0
Alvin Kamara	6	58	9.7	49	0
Taysom Hill	2	6	3.0	8	0
TOTAL	20	122	6.1	49	0

RECEIVING	NO	YDS	AVG	LG	TD
Alvin Kamara	13	139	10.7	52	2
Emmanuel Sanders	4	56	14.0	18	1
Tre'Quan Smith	4	42	10.5	19	0
Jared Cook	2	21	10.5	13	0
Adam Trautman	2	17	8.5	10	0
Deonte Harris	2	5	2.5	3	0
Latavius Murray	1	7	7.0	7	0
Taysom Hill	1	1	1.0	1	0
TOTAL	29	288	9.9	52	3

TOP DEFENSE	TOT	SO	GL	AST	SCK	YDS	INT
Malcolm Jenkins	9	8	1	0	0	0	0
Demario Davis	7	6	1	1	0	12.0	0
C.J. Gardner-Johnson	6	6	0	0	0	0	0

FIELD GOALS	FGM/FGA	PERCENT	RESULTS
Wil Lutz	3-3	100.0	45G, 35G, 34G
TOTAL	3-3	100.0	

Team Statistics

First Downs	24
3rd-Down Eff. (Made/Att/Pct)	5/11/45%
4th-Down Eff. (Made/Att/Pct)	1/2/50%
Total Net Yards	369
Total Plays	59
Yards Per Play	6.3
Rushes/Net Yards	26/98
Net Passing	271
Pass Attempts/Completions	32/21
Had Intercepted	0
Sacked/Yards Lost	1/12
Punts/Average	1/38.0
Penalties/Yards	2/10
Fumbles/Lost	0/0
Possession Time	31:40

Packers Saints

First Downs	24	21
3rd-Down Eff. (Made/Att/Pct)	5/11/45%	5/11/45%
4th-Down Eff. (Made/Att/Pct)	1/2/50%	1/1/100%
Total Net Yards	369	397
Total Plays	59	58
Yards Per Play	6.3	6.8
Rushes/Net Yards	26/98	20/122
Net Passing	271	275
Pass Attempts/Completions	32/21	36/29
Had Intercepted	0	0
Sacked/Yards Lost	1/12	2/13
Punts/Average	1/38.0	3/38.3
Penalties/Yards	2/10	8/83
Fumbles/Lost	0/0	3/1
Possession Time	31:40	28:20

Lambeau Field, Monday, Oct. 5, 2020. Attendance: 0. Time: 3:27. Weather: 53° F, Humidity: 46 percent, Wind: S 9 mph.

GREEN BAY, Wis. (AP) — Tight end Robert Tonyan caught three of Aaron Rodgers' four touchdown passes, Za'Darius Smith recorded three sacks and the Packers remained unbeaten with a 30-16 victory over the winless Atlanta Falcons in a Monday night contest. The Packers (4-0) opened the season by scoring at least 30 points in four straight games for the first time in franchise history. Star receiver Davante Adams sat out a second straight game with a hamstring injury, receiver Allen Lazard was on injured reserve with a core problem, and a knee injury sidelined veteran tight end Marcedes Lewis. Yet that didn't slow down Rodgers, who capitalized on Atlanta's depleted secondary to finish 27 of 33 for 327 yards and four touchdowns. Tonyan had touchdown receptions of 19 and 8 yards to cap the Packers' final two first-half possessions before adding a 21-yard TD reception midway through the third quarter. Todd Gurley's two touchdown runs couldn't stop the Falcons from their first 0-4 start since 1999. Atlanta already was playing without safeties Ricardo Allen (elbow) and Keanu Neal (hamstring) as well as cornerback A.J. Terrell (reserve/COVID-19). That beleaguered secondary took more hits when Damontae Kazee got carted off the field and Jaylinn Hawkins left with a concussion in the second quarter. Green Bay capitalized by scoring touchdowns on three of its four first-half possessions to build a 20-3 halftime lead. The Packers' other first-half series ended less than a yard away from the end zone when Deion Jones stuffed Jamaal Williams on fourth-and-goal.

Atlanta Falcons Starters

OFFENSE	DEFENSE
WR 11 J. Jones	DE 56 D. Fowler Jr.
WR 18 C. Ridley	DE 55 S. Means
G 77 J. Carpenter	DT 96 T. Davison
G 63 C. Lindstrom	DT 97 G. Jarrett
C 51 A. Mack	LB 54 F. Oluokun
TE 88 L. Stocker	LB 45 D. Jones
T 70 J. Matthews	LB 43 M. Walker
T 76 K. McGary	CB 26 I. Oliver
QB 2 M. Ryan	CB 20 K. Sheffield
RB 21 T. Gurley II	S 32 J. Hawkins
FB 40 K. Smith	S 27 D. Kazee

Green Bay Packers Starters

OFFENSE	DEFENSE
WR 86 M. Taylor	DE 94 D. Lowry
LT 69 D. Bakhtiari	NT 95 T. Lancaster
LG 74 E. Jenkins	DE 96 K. Keke
C 63 C. Linsley	OLB 91 P. Smith
RG 62 L. Patrick	ILB 51 K. Barnes
RT 77 B. Turner	ILB 44 T. Summers
TE 85 R. Tonyan	OLB 55 Z. Smith
WR 83 M. Valdes-Scantling	CB 23 J. Alexander
QB 12 A. Rodgers	CB 20 K. King
RB 33 A. Jones	S 31 A. Amos
RB 30 J. Williams	S 26 D. Savage

Scoring Drives

TEAM	QTR	TIME	SCORING PLAY	ATL	GB
Packers	1	10:01	A.Jones 6 yd. pass from A.Rodgers (M.Crosby kick) (7-73, 3:32)	0	7
Falcons	2	07:38	E.Fry 23 yd. Field Goal (20-94,10:36)	3	7
Packers	2	02:28	R.Tonyan 19 yd. pass from A.Rodgers (kick failed, wl) (11-75, 5:10)	3	13
Packers	2	00:46	R.Tonyan 8 yd. pass from A.Rodgers (M.Crosby kick) (7-50, 0:51)	3	20
Falcons	3	07:20	T.Gurley 5 yd. run (kick failed, wr) (8-67, 4:22)	9	20
Packers	3	05:18	R.Tonyan 21 yd. pass from A.Rodgers (M.Crosby kick) (4-51, 2:02)	9	27
Falcons	4	12:52	T.Gurley 3 yd. run (E.Fry kick) (13-75, 7:26)	16	27
Packers	4	05:55	M.Crosby 48 yd. Field Goal (10-45, 6:57)	16	30

Atlanta Falcons

PASSING	ATT	CP	YDS	SK/YD	TD	LG	INT	RTG
Matt Ryan	39	28	285	4/36	0	21	0	92.4
TOTAL	39	28	285	4/36	0	21	0	92.4

RUSHING	ATT	YDS	AVG	LG	TD
Todd Gurley II	16	57	3.6	13	2
Brian Hill	4	10	2.5	6	0
Matt Ryan	2	10	5.0	6	0
Ito Smith	2	3	1.5	3	0
Russell Gage	1	-2	-2.0	-2	0
TOTAL	25	78	3.1	13	2

RECEIVING	NO	YDS	AVG	LG	TD
Olamide Zaccheaus	8	86	10.8	16	0
Hayden Hurst	4	51	12.8	18	0
Julio Jones	4	32	8.0	19	0
Christian Blake	3	47	15.7	21	0
Russell Gage	3	24	8.0	11	0
Brian Hill	2	22	11.0	13	0
Ito Smith	2	13	6.5	9	0
Todd Gurley II	1	6	6.0	6	0
Keith Smith	1	4	4.0	4	0
TOTAL	28	285	10.2	21	0

TOP DEFENSE	TOT	SOLO	AST	SCK	YDS	INT
Deion Jones	8	6	2	0.0	0.0	0
Foyesade Oluokun	8	5	3	0.0	0.0	0
Kendall Sheffield	6	6	0	0.0	0.0	0

FIELD GOALS	FGM/FGA	PERCENT	RESULTS
Elliott Fry	1-1	100.0	23G
TOTAL	1-1	100.0	

Green Bay Packers

PASSING	ATT	CP	YDS	SK/YD	TD	LG	INT	RTG
Aaron Rodgers	33	27	327	1/12	4	29	0	147.5
TOTAL	33	27	327	1/12	4	29	0	147.5

RUSHING	ATT	YDS	AVG	LG	TD
Aaron Jones	15	71	4.7	23	0
Jamaal Williams	8	10	1.3	5	0
Aaron Rodgers	1	5	5.0	5	0
AJ Dillon	1	-3	-3.0	3	0
Tim Boyle	1	-1	-1.0	-1	0
TOTAL	26	88	3.4	23	0

RECEIVING	NO	YDS	AVG	LG	TD
Jamaal Williams	8	95	11.9	29	0
Robert Tonyan	6	98	16.3	27	3
Aaron Jones	5	40	8.0	23	1
Marquez Valdes-Scantling	4	45	11.3	17	0
Dariusz Shephard	2	21	10.5	19	0
Malik Taylor	1	20	20.0	20	0
Tyler Ervin	1	8	8.0	8	0
TOTAL	27	327	12.1	29	4

TOP DEFENSE	TOT	SOLO	AST	SCK	YDS	INT
Za'Darius Smith	8	6	2	3.0	25.0	0
Raven Greene	7	4	3	1.0	11.0	0
Ty Summers	7	6	1	0.0	0.0	0

FIELD GOALS	FGM/FGA	PERCENT	RESULTS
Mason Crosby	1-1	100.0	48G
TOTAL	1-1	100.0	

Team Statistics

First Downs	24
3rd-Down Eff. (Made/Att/Pct)	3/12/25%
4th-Down Eff. (Made/Att/Pct)	2/4/50%
Total Net Yards	327
Total Plays	68
Yards Per Play	4.8
Rushes/Net Yards	25/78
Net Passing	249
Pass Attempts/Completions	39/28
Had Intercepted	0
Sacked/Yards Lost	4/36
Punts/Average	3/40.7
Penalties/Yards	3/23
Fumbles/Lost	0/0
Possession Time	30:22

Falcons Packers

First Downs	24	22
3rd-Down Eff. (Made/Att/Pct)	3/12/25%	6/11/55%
4th-Down Eff. (Made/Att/Pct)	2/4/50%	1/2/50%
Total Net Yards	327	403
Total Plays	68	60
Yards Per Play	4.8	6.7
Rushes/Net Yards	25/78	26/88
Net Passing	249	315
Pass Attempts/Completions	39/28	33/27
Had Intercepted	0	0
Sacked/Yards Lost	4/36	1/12
Punts/Average	3/40.7	2/40.5
Penalties/Yards	3/23	3/30
Fumbles/Lost	0/0	0/0
Possession Time	30:22	29:38

Raymond James Stadium, Sunday, Oct. 18, 2020. Attendance: 15,540. Time: 3:05. Weather: 88° F, Humidity: 48 percent, Wind: ENE 12

TAMPA, Fla. (AP) — A stingy Buccaneers defense turned a rare meeting between Tom Brady and Aaron Rodgers into a mismatch. A young Buc secondary was equally impressive in setting the tone for a 38-10 rout of the previously unbeaten Packers, who unraveled after taking a 10-0 lead thanks to a Mason Crosby field goal and a Aaron Jones rushing touchdown and limiting Tampa Bay to just five offensive plays in the first quarter. Rodgers threw two interceptions — Green Bay's first turnovers of the season — within a three-pass span of the second quarter to turn the 10-point lead into a 14-10 deficit. Cornerback Jamel Dean returned the first pick 32 yards for a touchdown, while safety Mike Edwards ran the other back 38 yards to the Packers' 2 to set up another TD. Brady got his favorite target from his days with the Patriots into the mix, throwing a 12-yard touchdown pass to Rob Gronkowski for a 28-10 halftime lead. Brady also threw a 7-yard TD pass to rookie Tyler Johnson and Ronald Jones rushed for 113 yards and a pair of touchdowns for Tampa Bay, which didn't turn the ball over, allow a sack or commit a single penalty after being flagged 11 times in a one-point loss to Chicago in its previous game. Both of Rodgers' interceptions — his first with multiple picks since throwing three in a loss to Carolina on Dec. 17, 2017 — came on throws intended for Davante Adams, who had a team-leading six catches for 61 yards in his return from a hamstring injury that sidelined him two games. Rodgers finished 16 of 35 for 160 yards and no touchdowns after completing 70.5 percent of his passes and throwing for 13 TDs and no interceptions in Green Bay's first four games.

Tampa Bay Buccaneers Starters

OFFENSE	DEFENSE
WR 13 M. Evans	DL 93 N. Suh
TE 87 R. Gronkowski	NT 56 R. Nuñez-Roches
LT 76 D. Smith	DT 92 W. Gholston
LG 74 A. Marpet	OLB 90 J. Pierre-Paul
C 66 R. Jensen	ILB 45 D. White
RG 65 A. Cappa	ILB 54 L. David
RT 78 T. Wirfs	OLB 58 S. Barrett
WR 18 T. Johnson	CB 24 C. Davis III
WR 14 C. Godwin	CB 23 S. Murphy-Bunting
QB 12 T. Brady	S 31 A. Winfield Jr.
RB 27 R. Jones II	S 33 J. Whitehead

Green Bay Packers Starters

OFFENSE	DEFENSE
WR 17 D. Adams	DE 94 D. Lowry
LT 69 D. Bakhtdari	NT 97 K. Clark
LG 74 E. Jenkins	DE 96 K. Keke
C 63 C. Linsley	OLB 91 P. Smith
RG 62 L. Patrick	ILB 51 K. Barnes
RT 77 B. Turner	OLB 55 Z. Smith
TE 89 M. Lewis	CB 23 J. Alexander
TE 85 R. Tonyan	CB 37 J. Jackson
WR 83 M. Valdes-Scantling	CB 39 C. Sullivan
QB 12 A. Rodgers	S 31 A. Amos
RB 33 A. Jones	S 26 D. Savage

Scoring Drives

TEAM	QTR	TIME	SCORING PLAY	GB	TB
Packers	1	10:27	M. Crosby 39 yd. Field Goal (10-54, 4:33)	3	0
Packers	1	00:48	A. Jones 1 yd. run (M.Crosby kick) (11-80, 7:32)	10	0
Buccaneers	2	12:42	J. Dean 32 yd. interception return (R.Succop kick)	10	7
Buccaneers	2	11:02	R. Jones 2 yd. run (R.Succop kick) (1-2, 0:03)	10	14
Buccaneers	2	04:35	T. Johnson 7 yd. pass from T.Brady (R.Succop kick) (11-65, 6:05)	10	21
Buccaneers	2	01:02	R. Gronkowski 12 yd. pass from T.Brady (R.Succop kick) (7-62, 1:40)	10	28
Buccaneers	3	12:14	R.Succop 50 yd. Field Goal (6-43, 2:46)	10	31
Buccaneers	3	02:40	R.Jones 1 yd. run (R.Succop kick) (7-85, 2:47)	10	38

Green Bay Packers

PASSING	ATT	CP	YDS	SK/YD	TD	LG	INT	RTG
Aaron Rodgers	35	16	160	4/42	0	20	2	35.4
Tom Boyle	0	0	0	1/11	0	0	0	0.0
TOTAL	35	16	160	5/53	0	20	2	35.4

RUSHING	ATT	YDS	AVG	LG	TD
Jamaal Williams	4	34	8.5	25	0
AJ Dillon	5	31	6.2	20	0
Aaron Jones	10	15	1.5	7	1
Aaron Rodgers	2	14	7.0	8	0
TOTAL	21	94	4.5	25	1

RECEIVING	NO	YDS	AVG	LG	TD
Davante Adams	6	61	10.2	18	0
Marquez Valdes-Scantling	3	32	10.7	15	0
Aaron Jones	3	26	8.7	20	0
Robert Tonyan	3	25	8.3	11	0
Darius Shepherd	1	16	16.0	16	0
TOTAL	16	160	10.0	20	0

TOP DEFENSE	TOT	SOLO	AST	SCK	YDS	INT
Krys Barnes	10	7	3	0.0	0.0	0
Josh Jackson	6	5	1	0.0	0.0	0
Darnell Savage	5	3	2	0.0	0.0	0

FIELD GOALS	FGM/FGA	PERCENT	RESULTS
Mason Crosby	1-1	100.0	39G
TOTAL	1-1	100.0	

Tampa Bay Buccaneers

PASSING	ATT	CP	YDS	SK/YD	TD	LG	INT	RTG
Tom Brady	27	17	166	0/0	2	31	0	104.9
Blaine Gabbert	1	0	0	1/11	0	0	0	39.6
TOTAL	28	17	166	0/0	2	31	0	101.2

RUSHING	ATT	YDS	AVG	LG	TD
Ronald Jones II	23	113	4.9	29	2
Ke'Shawn Vaughn	5	42	8.4	19	0
Blaine Gabbert	3	2	0.7	2	0
LeSean McCoy	4	1	0.3	2	0
TOTAL	35	158	4.5	25	2

RECEIVING	NO	YDS	AVG	LG	TD
Rob Gronkowski	5	78	15.6	31	1
Chris Godwin	5	48	9.6	25	0
Ronald Jones II	2	8	4.0	6	0
Mike Evans	1	10	10.0	10	0
Tyler Johnson	1	7	7.0	7	1
LeSean McCoy	1	6	6.0	6	0
Scotty Miller	1	6	6.0	6	0
Cameron Brate	1	3	3.0	3	0
TOTAL	17	166	9.8	31	2

TOP DEFENSE	TOT	SOLO	AST	SCK	YDS	INT
Devin White	10	9	1	1.0	11.0	0
Lavonte David	8	6	2	1.5	15.0	0
Carlton Davis III	6	5	1	0.0	0.0	0

FIELD GOALS	FGM/FGA	PERCENT	RESULTS
Ryan Succop	1-1	100.0	50G
TOTAL	1-1	100.0	

Team Statistics

First Downs	13
3rd-Down Eff. (Made/Att/Pct)	7/17/41%
4th-Down Eff. (Made/Att/Pct)	0/0/0%
Total Net Yards	201
Total Plays	61
Yards Per Play	3.3
Rushes/Net Yards	21/94
Net Passing	107
Pass Attempts/Completions	35/16
Had Intercepted	2
Sacked/Yards Lost	5/53
Punts/Average	7/46.4
Penalties/Yards	6/76
Fumbles/Lost	1/0
Possession Time	31:37

Packers Buccaneers

First Downs	13	21
3rd-Down Eff. (Made/Att/Pct)	7/17/41%	5/12/42%
4th-Down Eff. (Made/Att/Pct)	0/0/0%	0/0/0%
Total Net Yards	201	324
Total Plays	61	63
Yards Per Play	3.3	5.1
Rushes/Net Yards	21/94	35/158
Net Passing	107	166
Pass Attempts/Completions	35/16	28/17
Had Intercepted	2	0
Sacked/Yards Lost	5/53	0/0
Punts/Average	7/46.4	5/38.4
Penalties/Yards	6/76	0/0
Fumbles/Lost	1/0	0/0
Possession Time	31:37	28:23

NRG Stadium, Sunday, Oct. 25, 2020. Attendance: 12,618. Time: 3:03. Weather: Indoors.

HOUSTON (AP) — Aaron Rodgers threw for 283 yards and four touchdowns to lead the Packers to a 35-20 victory over the Texans. Rodgers played a near-flawless game and tied his season high for TD passes, despite being without leading rusher Aaron Jones and left tackle David Bakhtiari. Green Bay's strong day on offense was aided by a career-high 196 yards receiving by Davante Adams, who had touchdown receptions of 3 and 45 yards. The Packers took an early lead when Adams grabbed a 3-yard touchdown reception on the first possession. They made it 14-0 when Jace Sternberger caught a 3-yard TD pass early in the second quarter, a play that was set up by a 36-yard reception by Adams two plays earlier. Malik Taylor scored his first career touchdown on a 1-yard reception late in the second quarter that put the Packers up, 21-0, at halftime. The Texans finally got on the board when Deshaun Watson threw a 3-yard TD pass to David Johnson to cut the lead to 21-7 early in the third quarter, but Green Bay pushed its advantage to 21 again later in the third when Adams got in front of the defense to grab a 45-yard TD reception. It marked the second game for Adams this season with at least 150 yards receiving and two touchdowns, making him just the third player in franchise history to have two such games in one year and the first since Antonio Freeman in 1998. The Texans added a field goal early in the fourth quarter and got another one following a blocked punt that got them within 28-13 with about 10 minutes left, before Green Bay made it 35-13 when Jamaal Williams scored on a 1-yard run with about four minutes to go. Watson threw a 6-yard touchdown pass to Will Fuller with about 90 seconds left before the Texans recovered an onside kick. But Johnson fumbled after a reception on the next play and the Packers ran out the clock.

Houston Texans Starters

OFFENSE		DEFENSE	
QB	4 D. Watson	DE	99 J. Watt
RB	31 D. Johnson	DT	92 B. Dunn
TE	85 P. Brown	DT	96 P. Hall
WR	15 W. Fuller V	LB	59 W. Mercilus
WR	13 B. Cooks	LB	41 Z. Cunningham
TE	87 D. Fells	LB	50 T. Adams
LT	78 L. Tunsil	DE	91 C. Watkins
LG	64 S. Kelemete	CB	21 B. Roby
C	66 N. Martin	CB	26 V. Hargreaves III
RG	73 T. Fulton	S	20 J. Reid
RT	71 T. Howard	S	23 E. Murray

Green Bay Packers Starters

OFFENSE		DEFENSE	
WR	17 D. Adams	DE	94 D. Lowry
LT	77 B. Turner	NT	97 K. Clark
LG	74 E. Jenkins	OLB	91 P. Smith
C	63 C. Linsley	ILB	51 K. Barnes
RG	62 L. Patrick	ILB	54 K. Martin
RT	71 R. Wagner	OLB	55 Z. Smith
TE	89 M. Lewis	CB	23 J. Alexander
TE	85 R. Tonyan	CB	37 J. Jackson
WR	83 M. Valdes-Scantling	CB	39 C. Sullivan
QB	12 A. Rodgers	S	31 A. Amos
RB	30 J. Williams	S	25 W. Redmond

Scoring Drives

TEAM	QTR	TIME	SCORING PLAY	GB	HOU
Packers	1	09:21	D.Adams 3 yd. pass from A.Rodgers (M.Crosby kick) (10-75, 5:39)	7	0
Packers	2	13:33	J.Sternberger 3 yd. pass from A.Rodgers (M.Crosby kick) (9-88, 4:37)	14	0
Packers	2	00:14	M.Taylor 1 yd. pass from A.Rodgers (M.Crosby kick) (9-69, 2:24)	21	0
Texans	3	08:55	Da.Johnson 3 yd. pass from D.Watson (K.Fairbairn kick) (11-75, 6:05)	21	7
Packers	3	04:44	D.Adams 45 yd. pass from A.Rodgers (M.Crosby kick) (8-75, 4:11)	28	7
Texans	4	14:12	K.Fairbairn 38 yd. Field Goal (7-47, 3:36)	28	10
Texans	4	09:56	K.Fairbairn 29 yd. Field Goal (7-11, 2:12)	28	13
Packers	4	03:40	J.Williams 1 yd. run (M.Crosby kick) (7-46, 3:18)	35	13
Texans	4	01:33	W.Fuller 6 yd. pass from D.Watson (K.Fairbairn kick) (9-75, 2:07)	35	20

Green Bay Packers

PASSING	ATT	CP	YDS	SK	YD	LG	INT	RTG
Aaron Rodgers	34	23	283	0/0	4	45t	0	132.4
TOTAL	34	23	283	0/0	4	45t	0	132.4

RUSHING	ATT	YDS	AVG	LG	TD
Jamaal Williams	19	77	4.1	13	1
AJ Dillon	5	11	2.2	5	0
Marquez Valdes-Scantling	1	9	9.0	9	0
Tim Boyle	2	-1	-0.5	0	0
TOTAL	27	96	3.6	13	1

RECEIVING	NO	YDS	AVG	LG	TD
Davante Adams	13	196	15.1	45t	2
Jamaal Williams	4	37	9.3	17	0
Robert Tonyan	2	32	16.0	31	0
Malik Taylor	2	6	3.0	5	1
Mercedes Lewis	1	9	9.0	9	0
Jace Sternberger	1	3	3.0	3t	1
TOTAL	23	283	12.3	45t	4

TOP DEFENSE	TOT	SOLO	AST	SCK	YDS	INT
Krys Barnes	8	4	4	1.0	5.0	0
Raven Greene	7	5	2	0.0	0.0	0
Adrian Amos	6	5	1	1.0	12.0	0

FIELD GOALS	FGM/FGA	PERCENT	RESULTS
No Field Goals			

Houston Texans

PASSING	ATT	CP	YDS	SK	YD	LG	INT	RTG
Deshaun Watson	39	29	309	3/23	2	30	0	114.2
TOTAL	39	29	309	3/23	2	30	0	114.2

RUSHING	ATT	YDS	AVG	LG	TD
David Johnson	14	42	3.0	13	0
Deshaun Watson	7	38	5.4	14	0
Duke Johnson	1	-1	-1.0	-1	0
TOTAL	22	79	3.6	14	0

RECEIVING	NO	YDS	AVG	LG	TD
Randall Cobb	8	95	11.9	28	0
Brandin Cooks	7	60	8.6	12	0
Duke Johnson	5	43	8.6	30	0
David Johnson	4	42	10.5	16	1
Will Fuller V	3	35	11.7	24	1
Kenny Stills	2	34	17.0	18	0
TOTAL	29	309	10.7	30	2

TOP DEFENSE	TOT	SOLO	AST	SCK	YDS	INT
Zach Cunningham	11	4	7	0.0	0.0	0
Tyrell Adams	10	5	5	0.0	0.0	0
Eric Murray	6	4	2	0.0	0.0	0

FIELD GOALS	FGM/FGA	PERCENT	RESULTS
Ka'imi Fairbairn	2-3	66.7	41WL, 38G, 29G
TOTAL	2-3	66.7	

Team Statistics

First Downs	22
3rd-Down Eff. (Made/Att/Pct)	7/12/58%
4th-Down Eff. (Made/Att/Pct)	0/1/0%
Total Net Yards	379
Total Plays	61
Yards Per Play	6.2
Rushes/Net Yards	27/96
Net Passing	283
Pass Attempts/Completions	34/23
Had Intercepted	0
Sacked/Yards Lost	0/0
Punts/Average	5/41.4
Penalties/Yards	5/40
Fumbles/Lost	0/0
Possession Time	28:54

Packers Texans

22	20
6/14/43%	0/1/0%
365	365
64	64
5.7	5.7
22/79	286
286	39/29
0	0
3/23	3/23
4/51.3	4/51.3
6/55	6/55
2/1	2/1
31:06	31:06

Lambeau Field, Sunday, Nov. 1, 2020. Attendance: 0. Time: 3:11. Weather: 34° F, Humidity: 50 percent, Wind: NW 23 mph.

GREEN BAY, Wis. (AP) — Dalvin Cook gained 226 yards from scrimmage and became the first Minnesota Viking in over four decades to score four touchdowns in a single game as Minnesota defeated the Green Bay Packers, 28-22. Cook rushed for 163 yards on 30 carries and had two catches for 63 yards, as his presence gave the Vikings an edge on a day when winds started out at 23 mph and occasionally got stronger, making it difficult to throw downfield. Each of the Vikings' first four possessions ended with Cook touchdowns. He had two 1-yard touchdown bursts plus a touchdown run from 21 yards out. He also caught a third-and-9 pass at the line of scrimmage and turned it into a 50-yard score that put Minnesota ahead, 28-14. Minnesota withstood a three-touchdown performance from Green Bay's Davante Adams, who had seven catches for 53 yards. Green Bay didn't have leading rusher Aaron Jones, who missed a second straight game with a calf injury. The Packers were able to cut the lead to 28-22 when Adams caught a 7-yard touchdown pass and Jamaal Williams ran in a two-point conversion with 2:42 left. Williams was initially ruled down shy of the goal line before replays determined he had scored. Green Bay got the ball back and reached Minnesota's 41-yard line with 12 seconds and no timeouts left, but rookie D.J. Wonnum sacked Aaron Rodgers and knocked the ball loose. Eric Wilson recovered at the 24 as time expired.

Minnesota Vikings Starters

OFFENSE		DEFENSE	
WR 18	J. Jefferson	LE 95	I. Odenigbo
LT 71	R. Reiff	NT 93	S. Stephen
LG 78	D. Dozier	DT 94	J. Johnson
C 56	G. Bradbury	RE 90	J. Holmes
RG 72	E. Cleveland	SLB 45	T. Dye
RT 75	B. O'Neill	MLB 54	E. Kendrick
TE 82	K. Rudolph	WLB 50	E. Wilson
WR 19	A. Thielen	LCB 27	C. Dantzler
QB 8	K. Cousins	RCB 20	J. Gladney
FB 30	C. Ham	SS 22	H. Smith
HB 33	D. Cook	FS 41	A. Harris

Green Bay Packers Starters

OFFENSE		DEFENSE	
WR 17	D. Adams	DE 94	D. Lowry
LT 77	B. Turner	NT 97	K. Clark
LG 74	E. Jenkins	DE 96	K. Keke
C 63	C. Linsley	OLB 91	P. Smith
RG 62	L. Patrick	ILB 51	K. Barnes
RT 71	R. Wagner	ILB 54	K. Martin
TE 89	M. Lewis	OLB 55	Z. Smith
TE 85	R. Tonyan	CB 23	J. Alexander
WR 83	M. Valdes-Scantling	CB 37	J. Jackson
QB 12	A. Rodgers	S 31	A. Amos
RB 30	J. Williams	S 26	D. Savage

Scoring Drives

TEAM	QTR	TIME	SCORING PLAY	MIN	GB
Packers	1	07:01	D.Adams 5 yd. pass from A.Rodgers (M.Crosby kick) (13-75, 7:59)	0	7
Vikings	1	00:47	D.Cook 21 yd. run (D.Bailey kick) (10-73, 6:14)	7	7
Packers	2	06:53	D.Adams 1 yd. pass from A.Rodgers (M.Crosby kick) (15-72, 8:54)	7	14
Vikings	2	00:31	D.Cook 1 yd. run (D.Bailey kick) (12-67, 6:22)	14	14
Vikings	3	10:00	D.Cook 1 yd. run (D.Bailey kick) (10-85, 5:00)	21	14
Vikings	3	05:52	D.Cook 50 yd. pass from K.Cousins (D.Bailey kick) (4-63, 2:06)	28	14
Packers	4	02:42	D.Adams 7 yd. pass from A.Rodgers (J.Williams run) (9-74, 3:05)	28	22

Minnesota Vikings

PASSING	ATT	CP	YDS	SK	YD	LG	INT	RTG
Kirk Cousins	14	11	160	1/9	150t	0	138.1	
TOTAL	14	11	160	1/9	150t	0	138.1	

RUSHING	ATT	YDS	AVG	LG	TD
Dalvin Cook	30	163	5.4	37	3
Alexander Mattison	3	8	2.7	3	0
C.J. Ham	1	2	2.0	2	0
TOTAL	34	173	5.1	37	3

RECEIVING	NO	YDS	AVG	LG	TD
Adam Thielen	3	27	9.0	12	0
Justin Jefferson	3	26	8.7	12	0
Dalvin Cook	2	63	31.5	50t	1
Chad Beebe	1	16	16.0	16	0
Irv Smith Jr.	1	16	16.0	16	0
Kyle Rudolph	1	12	12.0	12	0
TOTAL	11	160	14.5	50t	1

TOP DEFENSE	TOT	SOLO	AST	SCK	YDS	INT
Eric Kendrick	12	8	4	0.0	0.0	0
Harrison Smith	8	5	3	0.0	0.0	0
Jeff Gladney	8	6	2	0.0	0.0	0

FIELD GOALS	FGM/FGA	PERCENT	RESULTS
	No Field Goals		

Green Bay Packers

PASSING	ATT	CP	YDS	SK	YD	LG	INT	RTG
Aaron Rodgers	41	27	291	1/0	3	45	0	110.9
TOTAL	41	27	291	1/0	3	45	0	110.9

RUSHING	ATT	YDS	AVG	LG	TD
Jamaal Williams	16	75	4.7	10	0
AJ Dillon	5	21	4.2	8	0
Aaron Rodgers	2	9	4.5	7	0
Marquez Valdes-Scantling	1	4	4.0	4	0
TOTAL	24	109	4.5	10	0

RECEIVING	NO	YDS	AVG	LG	TD
Davante Adams	7	53	7.6	15	3
Jamaal Williams	6	27	4.5	7	0
Robert Tonyan	5	79	15.8	45	0
Jace Sternberger	3	46	15.3	27	0
Malik Taylor	1	26	26.0	26	0
Marquez Valdes-Scantling	1	19	19.0	19	0
AJ Dillon	1	16	16.0	16	0
Equanimeous St. Brown	1	12	12.0	12	0
Tyler Ervin	1	7	7.0	7	0
Darius Shepherd	1	6	6.0	6	0
TOTAL	27	291	10.8	45	3

TOP DEFENSE	TOT	SOLO	AST	SCK	YDS	INT
Adrian Amos	7	6	1	0.0	0.0	0
Za'Darius Smith	6	3	3	0.0	0.0	0
Jaire Alexander	5	5	0	0.0	0.0	0

FIELD GOALS	FGM/FGA	PERCENT	RESULTS
	No Field Goals		

Team Statistics

First Downs	20
3rd-Down Eff. (Made/Att/Pct)	4/8/50%
4th-Down Eff. (Made/Att/Pct)	1/1/100%
Total Net Yards	324
Total Plays	49
Yards Per Play	6.6
Rushes/Net Yards	34/173
Net Passing	151
Pass Attempts/Completions	14/11
Had Intercepted	0
Sacked/Yards Lost	1/9
Punts/Average	3/37.7
Penalties/Yards	7/36
Fumbles/Lost	0/0
Possession Time	27:48

Vikings Packers

First Downs	24
3rd-Down Eff. (Made/Att/Pct)	5/11/45%
4th-Down Eff. (Made/Att/Pct)	3/5/60%
Total Net Yards	400
Total Plays	66
Yards Per Play	6.1
Rushes/Net Yards	24/109
Net Passing	291
Pass Attempts/Completions	41/27
Had Intercepted	0
Sacked/Yards Lost	1/0
Punts/Average	1/38.0
Penalties/Yards	9/85
Fumbles/Lost	1/1
Possession Time	32:12

Levi's Stadium, Thursday, Nov. 5, 2020. Attendance: 0. Time: 3:02. Weather: 78° F, Humidity: 83 percent, Wind: N 5 mph.

SANTA CLARA, Calif. (AP) — Aaron Rodgers threw for 305 yards and four touchdowns as the Packers overwhelmed the depleted 49ers, 34-17, in a Thursday night contest. Rodgers connected on deep shots to Davante Adams and Marquez Valdes-Scantling, and a short toss to Mercedes Lewis in the first half to get the Packers (6-2) out to a 21-3 lead over the Niners (4-5). The game looked little like the two meetings between the teams during the 2019 season, as San Francisco was without several prominent players, including quarterback Jimmy Garoppolo and All-Pro tight end George Kittle. The Packers, who were missing three players on the COVID-19 list, took advantage of the opportunity. Rodgers capped the opening drive with a 36-yard shot to Adams, who made an acrobatic catch in the end zone for his league-leading eighth TD reception of the season. Nick Mullens had an apparent TD throw to River Cracraft wiped out on replay for San Francisco and then threw an interception to Raven Greene after backup left tackle Justin Skule got beat for a pressure from Preston Smith. That mistake led to Rodgers' 1-yard throw to Lewis and the Packers took control when Valdes-Scantling got behind the defense for the 52-yard catch late in the first half. Rodgers added a second TD pass to Valdes-Scantling and the rout was on. Adams finished with 10 catches for 173 yards, making him the first Packers player with three 150-yard receiving games since Donald Driver in 2006.

San Francisco 49ers Starters

OFFENSE		DEFENSE	
WR 15	T. Taylor	LDE 91	A. Armstead
LT 67	J. Skule	LDT 99	J. Kinlaw
LG 75	L. Tomlinson	RDT 93	D. Jones
C 60	D. Brunskill	RDE 92	K. Hyder Jr.
RG 66	T. Compton	SAM 51	A. Al-Shaair
RT 69	M. McGlinchey	MIKE 54	F. Warner
TE 82	R. Dwelley	WILL 57	D. Greenlaw
WR 13	R. James	LCB 22	J. Verrett
RB 28	J. McKinnon	RCB 41	E. Moseley
WR 86	R. Cracraft	FS 20	J. Ward
QB 4	N. Mullens	SS 29	J. Tartt

Green Bay Packers Starters

OFFENSE		DEFENSE	
WR 17	D. Adams	DE 94	D. Lowry
LT 77	B. Turner	NT 97	K. Clark
LG 74	E. Jenkins	DE 96	K. Keke
C 63	C. Linsley	OLB 91	P. Smith
RG 62	L. Patrick	ILB 51	K. Barnes
RT 71	R. Wagner	OLB 55	Z. Smith
TE 89	M. Lewis	CB 23	J. Alexander
TE 85	R. Tonyan	CB 37	J. Jackson
WR 83	M. Valdes-Scantling	CB 39	C. Sullivan
QB 12	A. Rodgers	S 31	A. Amos
RB 33	A. Jones	S 26	D. Savage

Scoring Drives

TEAM	QTR	TIME	SCORING PLAY	GB	SF
Packers	1	11:42	D.Adams 36 yd. pass from A.Rodgers (M.Crosby kick) (6-75, 3:18)	7	0
49ers	1	00:47	R.Gould 22 yd. Field Goal (11-76, 6:11)	7	3
Packers	2	07:01	M.Lewis 1 yd. pass from A.Rodgers (M.Crosby kick) (9-38, 4:41)	14	3
Packers	2	01:53	M.Valdes-Scantling 52 yd. pass from A.Rodgers (M.Crosby kick) (8-87, 3:33)	21	3
Packers	3	07:17	M.Valdes-Scantling 1 yd. pass from A.Rodgers (M.Crosby kick) (9-80, 6:00)	28	3
Packers	3	02:01	M.Crosby 19 yd. Field Goal (7-46, 3:26)	31	3
Packers	4	06:15	M.Crosby 53 yd. Field Goal (12-60, 8:14)	34	3
49ers	4	05:00	R.James 41 yd. pass from N.Mullens (R.Gould kick) (4-80, 1:15)	34	10
49ers	4	00:04	J.McKinnon 1 yd. run (R.Gould kick) (10-75, 2:35)	34	17

Green Bay Packers

PASSING	ATT	CP	YDS	SK	YD	LG	INT	RTG
Aaron Rodgers	31	25	305	1/11	4	52t	0	147.2
TOTAL	31	25	305	1/11	4	52t	0	147.2

RUSHING	ATT	YDS	AVG	LG	TD
Aaron Jones	15	58	3.9	11	0
Tyler Ervin	8	24	3.0	8	0
Malik Taylor	1	9	9.0	9	0
Dexter Williams	2	8	4.0	5	0
Aaron Rodgers	1	7	7.0	7	0
John Lovett	3	6	2.0	4	0
Tim Boyle	1	-1	-1.0	-1	0
TOTAL	31	111	3.6	11	0

RECEIVING	NO	YDS	AVG	LG	TD
Davante Adams	10	173	17.3	49	1
Aaron Jones	5	21	4.2	15	0
Tyler Ervin	4	48	12.0	24	0
Marquez Valdes-Scantling	2	53	26.5	52t	2
Robert Tonyan	1	5	5.0	5	0
Darius Shepherd	1	3	3.0	3	0
Jace Sternberger	1	1	1.0	1	0
Mercedes Lewis	1	1	1.0	1t	1
TOTAL	25	305	12.2	52t	4

TOP DEFENSE	TOT	SOLO	AST	SCK	YDS	INT
Adrian Amos	5	5	0	0.0	0.0	0
Oren Burks	5	3	2	0.0	0.0	0
Josh Jackson	4	4	0	0.0	0.0	0

FIELD GOALS	FGM/FGA	PERCENT	RESULTS
Mason Crosby	2-2	100.0	19G, 53G
TOTAL	2-2	100.0	

San Francisco 49ers

PASSING	ATT	CP	YDS	SK	YD	LG	INT	RTG
Nick Mullens	35	22	291	1/9	1	47	1	86.7
TOTAL	35	22	291	1/9	1	47	1	86.7

RUSHING	ATT	YDS	AVG	LG	TD
Jerick McKinnon	12	52	4.3	11	1
Ja'Mycal Hasty	4	3	0.8	4	0
Nick Mullens	1	0	0.0	0	0
TOTAL	17	55	3.2	11	1

RECEIVING	NO	YDS	AVG	LG	TD
Richie James	9	184	20.4	47	1
Ross Dwelley	3	52	17.3	36	0
Jerick McKinnon	3	16	5.3	8	0
River Cracraft	2	13	6.5	8	0
Ja'Mycal Hasty	2	10	5.0	7	0
Trent Taylor	1	9	9.0	9	0
Kyle Juszczyk	1	4	4.0	4	0
Jordan Reed	1	3	3.0	3	0
TOTAL	22	291	13.2	47	1

TOP DEFENSE	TOT	SOLO	AST	SCK	YDS	INT
Fred Warner	13	8	5	0.0	0.0	0
Dre Greenlaw	8	4	4	0.0	0.0	0
Jaguiski Tartt	7	3	4	0.0	0.0	0

FIELD GOALS	FGM/FGA	PERCENT	RESULTS
Robbie Gould	1-1	100.0	22G
TOTAL	1-1	100.0	

Team Statistics

First Downs	
3rd-Down Eff. (Made/Att/Pct)	1/1/100%
4th-Down Eff. (Made/Att/Pct)	0/1/0%
Total Net Yards	405
Total Plays	63
Yards Per Play	6.4
Rushes/Net Yards	31/111
Net Passing	294
Pass Attempts/Completions	31/25
Had Intercepted	0
Sacked/Yards Lost	1/11
Punts/Average	3/51.3
Penalties/Yards	5/45
Fumbles/Lost	0/0
Possession Time	36:30

Packers

49ers

First Downs	21	17
3rd-Down Eff. (Made/Att/Pct)	6/12/50%	3/10/30%
4th-Down Eff. (Made/Att/Pct)	1/1/100%	0/1/0%
Total Net Yards	405	337
Total Plays	63	53
Yards Per Play	6.4	6.4
Rushes/Net Yards	31/111	17/55
Net Passing	294	282
Pass Attempts/Completions	31/25	35/22
Had Intercepted	0	1
Sacked/Yards Lost	1/11	1/9
Punts/Average	3/51.3	4/54.8
Penalties/Yards	5/45	4/33
Fumbles/Lost	0/0	1/1
Possession Time	36:30	23:30

Lambeau Field, Sunday, Nov. 15, 2020. Attendance: 0. Time: 3:15. Weather: 38° F, Humidity: 76 percent, Wind: W 23 mph.

GREEN BAY, Wis. (AP) — Aaron Rodgers threw two touchdown passes and ran for a score, but the Packers needed to make a defensive stand in the final minute to eke out a 24-20 victory over the slumping Jacksonville Jaguars. Rodgers withstood windy conditions and put the Packers (7-2) ahead for good with 9:03 left by throwing a 6-yard TD pass to Davante Adams, who had left with an ankle injury earlier in the second half. Rodgers also had a 5-yard touchdown run and a 78-yard scoring strike to Marquez Valdes-Scantling, who caught four passes for a career-high 149 yards. Green Bay's victory wasn't secure until the final minutes. Jacksonville began its last drive on its own 47-yard line with 2:25 left after a 30-yard punt by JC Scott that followed a third-and-1 stop of Aaron Jones. The Jaguars got as far as Green Bay's 36, but back-to-back sacks by Rashan Gary and Preston Smith pushed them back to their own side of the field before rookie Jake Luton threw incomplete on fourth-and-26 with 1:01 remaining. Luton, who had thrown for 304 yards in his first career start the previous week, was 18 of 35 for 169 yards with a touchdown and an interception. Rodgers was 24 of 34 for 325 yards. Keelan Cole scored on a franchise-record 91-yard punt return and a 12-yard reception for Jacksonville (1-8), which lost its eighth straight. Jacksonville's James Robinson rushed for 109 yards on 23 carries.

Jacksonville Jaguars Starters

OFFENSE	DEFENSE
WR 17 D. Chark Jr.	DE 41 J. Allen
LT 74 C. Robinson	NT 52 D. Hamilton
LG 68 A. Norwell	DE 90 T. Bryan
C 69 T. Shatley	DE 96 A. Gotsis
RG 60 A. Cann	WLB 44 M. Jack
RT 75 J. Taylor	MLB 47 J. Schobert
TE 80 J. O'Shaughnessy	SLB 55 K. Correa
QB 6 J. Luton	RCB 21 S. Jones IV
RB 30 J. Robinson	FS 25 J. Wilson
WR 84 K. Cole Sr.	SS 20 D. Thomas
WR 18 C. Conley	LGB 23 C. Henderson

Green Bay Packers Starters

OFFENSE	DEFENSE
WR 17 D. Adams	DE 94 D. Lowry
LT 69 D. Bakhtiari	NT 97 K. Clark
LG 74 E. Jenkins	DE 96 K. Keke
C 63 C. Linsley	OLB 91 P. Smith
RG 62 L. Patrick	ILB 58 C. Kirksey
RT 77 B. Turner	OLB 55 Z. Smith
TE 89 M. Lewis	CB 39 C. Sullivan
TE 85 R. Tonyan	CB 37 J. Jackson
WR 83 M. Valdes-Scantling	CB 29 K. Hollman
QB 12 A. Rodgers	S 31 A. Amos
RB 33 A. Jones	S 26 D. Savage

Scoring Drives

TEAM	QTR	TIME	SCORING PLAY	JAX	GB
Jaguars	1	10:36	C.McLaughlin 52 yd. Field Goal (7-29, 2:46)	3	0
Packers	2	14:47	M.Valdes-Scantling 78 yd. pass from A.Rodgers (M.Crosby kick) (4-91, 2:00)	3	7
Jaguars	2	10:06	K.Cole Sr. 91 yd. punt return (C.McLaughlin kick)	10	7
Packers	2	02:15	A.Rodgers 5 yd. run (M.Crosby kick) (13-81, 7:51)	10	14
Packers	2	00:02	M.Crosby 39 yd. Field Goal (6-5, 1:26)	10	17
Jaguars	3	10:30	K.Cole Sr. 12 yd. pass from J.Luton (C.McLaughlin kick) (3-16, 1:26)	17	17
Jaguars	4	12:40	C.McLaughlin 31 yd. Field Goal (7-43, 3:36)	20	17
Packers	4	09:03	D.Adams 6 yd. pass from A.Rodgers (M.Crosby kick) (7-75, 3:37)	20	24

Jacksonville Jaguars

PASSING	ATT	CP	YDS	SK/YD	TD	LG	INT	RTG
Jake Luton	35	18	169	3/18	1	21	1	62.7
TOTAL	35	18	169	3/18	1	21	1	62.7

RUSHING	ATT	YDS	AVG	LG	TD
James Robinson	23	109	4.7	20	0
TOTAL	23	109	4.7	20	0

RECEIVING	NO	YDS	AVG	LG	TD
Keelan Cole Sr.	5	47	9.4	13	1
DJ Chark Jr.	4	56	14.0	21	0
Chris Conley	4	43	10.8	18	0
Tyler Eifert	2	15	7.5	8	0
James Robinson	2	3	1.5	2	0
Dare Ogunbowale	1	5	5.0	5	0
TOTAL	18	169	9.4	21	1

TOP DEFENSE	TOT	SOLO	AST	SCK	YDS	INT
Joe Schobert	10	4	6	0.0	0.0	0
Sidney Jones IV	9	6	3	0.0	0.0	1
Myles Jack	8	3	5	0.0	0.0	0

FIELD GOALS	FGM/FGA	PERCENT	RESULTS
Chase McLaughlin	2-2	100.0	52G, 31G
TOTAL	2-2	100.0	

Green Bay Packers

PASSING	ATT	CP	YDS	SK/YD	TD	LG	INT	RTG
Aaron Rodgers	34	24	325	1/10	2	78t	1	108.1
TOTAL	34	24	325	1/10	2	78t	1	108.1

RUSHING	ATT	YDS	AVG	LG	TD
Aaron Jones	13	46	3.5	20	0
Jamaal Williams	8	30	3.8	7	0
Aaron Rodgers	3	4	1.3	5t	1
Tyler Ervin	1	0	0.0	0	0
TOTAL	25	80	3.2	20	1

RECEIVING	NO	YDS	AVG	LG	TD
Davante Adams	8	66	8.3	22	1
Aaron Jones	5	49	9.8	14	0
Marquez Valdes-Scantling	4	149	37.3	78t	1
Robert Tonyan	3	33	11.0	23	0
Jamaal Williams	3	25	8.3	12	0
Tyler Ervin	1	3	3.0	3	0
TOTAL	24	325	13.5	78t	2

TOP DEFENSE	TOT	SOLO	AST	SCK	YDS	INT
Christian Kirksey	7	4	3	0.0	0.0	0
Chandon Sullivan	6	6	0	0.0	0.0	0
Za Darius Smith	6	4	2	1.0	2.0	0

FIELD GOALS	FGM/FGA	PERCENT	RESULTS
Mason Crosby	1-1	100.0	39G
TOTAL	1-1	100.0	

Team Statistics

First Downs	16
3rd-Down Eff. (Made/Att/Pct)	4/13/31%
4th-Down Eff. (Made/Att/Pct)	0/1/0%
Total Net Yards	260
Total Plays	61
Yards Per Play	4.3
Rushes/Net Yards	23/109
Net Passing	151
Pass Attempts/Completions	35/18
Had Intercepted	1
Sacked/Yards Lost	3/18
Punts/Average	6/45.8
Penalties/Yards	7/86
Fumbles/Lost	0/0
Possession Time	28:19

Jaguars Packers

First Downs	16
3rd-Down Eff. (Made/Att/Pct)	5/13/38%
4th-Down Eff. (Made/Att/Pct)	0/1/0%
Total Net Yards	395
Total Plays	61
Yards Per Play	6.6
Rushes/Net Yards	23/109
Net Passing	151
Pass Attempts/Completions	35/18
Had Intercepted	1
Sacked/Yards Lost	3/18
Punts/Average	6/45.8
Penalties/Yards	7/86
Fumbles/Lost	0/0
Possession Time	28:19

Lucas Oil Stadium, Sunday, Nov. 22, 2020. Attendance: 12,495. Time: 3:27. Weather: Indoors.

INDIANAPOLIS (AP) — After allowing 28 first-half points, the Colts held Green Bay to three second-half points, forced a key fumble in overtime and set up K Rodrigo Blankenship's decisive 39-yard field goal for a 34-31 win. The Colts certainly lived up to their No. 1 defensive ranking over the final 33 minutes, forcing three fumbles and an interception, holding RB Aaron Jones to 41 yards rushing on 10 carries and limiting Green Bay (7-3) to 18 offensive snaps over the final two-plus quarters. Yet it almost still wasn't enough. Five Colts holding penalties allowed QB Aaron Rodgers to get one more shot in regulation, starting at the 6-yard line with 85 seconds left. On third-and-10, he hit Marquez Valdes-Scantling for 47 yards before Mason Crosby hit a 26-yard field goal to tie the score with three seconds left. But after the Packers won the coin toss and took the ball, rookie S Julian Blackmon split two blockers to strip the ball from Valdes-Scantling. DT DeForest Buckner recovered and Blankenship won it moments later.

Indianapolis Colts Starters

OFFENSE		DEFENSE	
LT 74	A. Castonzo	DE 50	J. Houston
LG 56	O. Nelson	DT 99	D. Buckner
C 78	R. Kelly	NT 90	G. Stewart
RG 64	M. Glowinski	DE 94	T. Lewis
RT 62	L. Clark	WLB 53	D. Leonard
TE 81	M. Alie-Cox	MLB 54	A. Walker
WR 11	M. Pittman Jr.	FS 32	J. Blackmon
WR 13	T. Hilton	SS 37	K. Willis
WR 14	Z. Pascal	CB 23	K. Moore II
QB 17	P. Rivers	CB 27	X. Rhoads
RB 21	N. Hines	CB 26	R. Ya-Sin

Green Bay Packers Starters

OFFENSE		DEFENSE	
WR 17	D. Adams	DE 94	D. Lowry
LT 69	D. Bakhtiari	NT 97	K. Clark
LG 74	E. Jenkins	OLB 91	P. Smith
C 63	C. Linsley	ILB 58	C. Kirksey
RG 62	L. Patrick	ILB 54	K. Martin
RT 77	B. Turner	OLB 55	Z. Smith
TE 89	M. Lewis	CB 23	J. Alexander
WR 83	M. Valdes-Scantling	CB 20	K. King
WR 19	E. St. Brown	CB 39	C. Sullivan
QB 12	A. Rodgers	S 31	A. Amos
RB 33	A. Jones	S 26	D. Savage

Scoring Drives

TEAM	QTR	TIME	SCORING PLAY	GB	IND
Packers	1	08:21	R.Tonyan 25 yd. pass from A.Rodgers (M.Crosby kick) (7-51, 4:06)	7	0
Colts	1	05:45	M.Pittman 45 yd. pass from P.Rivers (R.Blankenship kick) (5-75, 2:36)	7	7
Packers	2	09:55	A.Jones 2 yd. run (M.Crosby kick) (6-60, 4:14)	14	7
Packers	2	07:48	D.Adams 5 yd. pass from A.Rodgers (M.Crosby kick) (4-29, 1:53)	21	7
Colts	2	01:52	T.Burton 17 yd. pass from P.Rivers (R.Blankenship kick) (12-75, 5:56)	21	14
Packers	2	00:16	J.Williams 4 yd. pass from A.Rodgers (M.Crosby kick) (6-75, 1:36)	28	14
Colts	3	07:43	R.Blankenship 37 yd. Field Goal (14-56, 7:17)	28	17
Colts	3	01:59	J.Doyle 6 yd. pass from P.Rivers (N.Hines run) (10-55, 3:57)	28	25
Colts	4	11:12	R.Blankenship 32 yd. Field Goal (8-50, 3:56)	28	28
Colts	4	08:56	R.Blankenship 43 yd. Field Goal (4-3, 2:06)	28	31
Packers	4	00:03	M.Crosby 26 yd. Field Goal (10-86, 1:22)	31	31
Colts	OT	07:10	R.Blankenship 39 yd. Field Goal (4-8, 2:02)	31	34

Green Bay Packers

PASSING	ATT	CP	YDS	SK/YD	TD	LG	INT	RTG
Aaron Rodgers	38	27	311	1/10	3	47	1	110.7
TOTAL	38	27	311	1/10	3	47	1	110.7

RUSHING

	ATT	YDS	AVG	LG	TD
Aaron Jones	10	41	4.1	15	1
Aaron Rodgers	3	13	4.3	9	0
Jamaal Williams	5	12	2.4	4	0
TOTAL	18	66	3.7	15	1

RECEIVING

	NO	YDS	AVG	LG	TD
Davante Adams	7	106	15.1	33	1
Robert Tonyan	5	44	8.8	25t	1
Aaron Jones	4	30	7.5	14	0
Marquez Valdes-Scantling	3	55	18.3	47	0
Jace Sternberger	3	23	7.7	12	0
Allen Lazard	2	18	9.0	10	0
Equanimeous St. Brown	1	23	23.0	23	0
Marcedes Lewis	1	8	8.0	8	0
Jamaal Williams	1	4	4.0	4t	1
TOTAL	27	311	11.5	47	3

TOP DEFENSE

	TOT	SOLO	AST	SCK	YDS	INT
Christian Kirksey	11	6	5	0.0	0.0	1
Raven Greene	9	6	3	0.0	0.0	0
Adrian Amos	7	4	3	0.0	0.0	0

FIELD GOALS

	FGM/FGA	PERCENT	RESULTS
Mason Crosby	1-1	100.0	26G
TOTAL	1-1	100.0	

Indianapolis Colts

PASSING	ATT	CP	YDS	SK/YD	TD	LG	INT	RTG
Philip Rivers	36	24	288	1/8	3	45t	1	107.2
TOTAL	36	24	288	1/8	3	45t	1	107.2

RUSHING

	ATT	YDS	AVG	LG	TD
Jonathan Taylor	22	90	4.1	18	0
Jordan Wilkins	4	21	5.3	8	0
DeMichael Harris	2	19	9.5	19	0
Jacoby Brissett	2	9	4.5	5	0
Nyheim Hines	6	2	0.3	4	0
Philip Rivers	1	-1	-1.0	-1	0
TOTAL	37	140	3.8	19	0

RECEIVING

	NO	YDS	AVG	LG	TD
Jonathan Taylor	4	24	6.0	9	0
Michael Pittman Jr.	3	66	22.0	45t	1
Zach Pascal	3	54	18.0	20	0
T.Y. Hilton	3	36	12.0	23	0
Nyheim Hines	3	31	10.3	13	0
Trey Burton	2	25	12.5	17t	1
Mo Alie-Cox	2	16	8.0	8	0
Jordan Wilkins	1	15	15.0	15	0
Marcus Johnson	1	14	14.0	14	0
Jack Doyle	1	6	6.0	6t	1
DeMichael Harris	1	1	1.0	1	0
TOTAL	24	288	12.0	45t	3

TOP DEFENSE

	TOT	SOLO	AST	SCK	YDS	INT
Kenny Moore II	10	10	0	0.0	0.0	0
Darius Leonard	6	4	2	0.0	0.0	0
Julian Blackmon	5	5	0	0.0	0.0	0

FIELD GOALS

	FGM/FGA	PERCENT	RESULTS
Rodrigo Blankenship	4-5	80.0	50CR, 37G, 32G, 43G, 39G
TOTAL	4-5	80.0	

Team Statistics

	Packers	Colts
First Downs	21	23
3rd-Down Eff. (Made/Att/Pct)	4/9/44%	6/16/38%
4th-Down Eff. (Made/Att/Pct)	0/1/0%	2/2/100%
Total Net Yards	367	420
Total Plays	57	74
Yards Per Play	6.4	5.7
Rushes/Net Yards	18/66	37/140
Net Passing	301	280
Pass Attempts/Completions	38/27	36/24
Had Intercepted	1	1
Sacked/Yards Lost	1/10	1/8
Punts/Average	3/39.0	2/35.5
Penalties/Yards	7/45	8/116
Fumbles/Lost	3/3	1/1
Possession Time	27:49	35:01

Lambeau Field, Sunday, Nov. 29, 2020. Attendance: 0. Time: 3:05. Weather: 37° F, Humidity: 59 percent, Wind: NW 13 mph.

GREEN BAY, Wis. (AP) — Aaron Rodgers threw four touchdown passes and the Green Bay Packers (8-3) beat the slumping Chicago Bears (5-6), 41-25, to pad their NFC North lead. In his first start since Week 3, Bears quarterback Mitch Trubisky threw three touchdown passes but also committed three turnovers that led to Packers touchdowns. Darnell Savage picked off a pair of Trubisky passes for his first two interceptions of the season. After Za'Darius Smith sacked Trubisky and forced a fumble, Preston Smith picked up the loose ball and ran 14 yards for a touchdown that gave the Packers a 27-3 lead late in the second quarter. Green Bay led, 41-10, before the Bears scored two fourth-quarter touchdowns. Rodgers capped Green Bay's first series with a 12-yard scoring strike to Davante Adams, who had a touchdown catch for the sixth straight game. Rodgers threw a 5-yard touchdown pass to Marcedes Lewis and a 2-yarder to Allen Lazard later in the first half. Green Bay finally punted for the first time in its opening series of the second half, but Rodgers followed that with a 39-yard touchdown pass to Robert Tonyan. Rodgers' final touchdown throw of the night enabled him to become the 11th player in NFL history with at least 50,000 career yards passing. Adams' touchdown also was his 500th reception in his 95th career game, making him the fastest Packer to reach that plateau. Lewis' touchdown was his 400th career catch.

Chicago Bears Starters

OFFENSE	DEFENSE
WR 12 A. Robinson II	DE 92 B. Urban
WR 11 D. Mooney	NT 98 B. Nichols
LT 72 C. Leno Jr.	OLB 52 K. Mack
LG 65 C. Whitehair	ILB 59 D. Trevathan
C 67 S. Mustipher	ILB 58 R. Smith
RG 64 A. Bars	OLB 94 R. Quinn
RT 74 G. Igedi	CB 23 K. Fuller
TE 80 J. Graham	S 4 E. Jackson
TE 85 C. Kmet	S 38 T. Gipson Sr.
QB 10 M. Trubisky	CB 33 J. Johnson
RB 32 D. Montgomery	DB 24 B. Skrine

Green Bay Packers Starters

OFFENSE	DEFENSE
WR 17 D. Adams	DE 94 D. Lowry
LT 69 D. Bakhtiari	NT 97 K. Clark
LG 74 E. Jenkins	OLB 52 R. Gary
C 63 C. Linsley	ILB 58 C. Kirksey
RG 62 L. Patrick	ILB 54 K. Martin
RT 77 B. Turner	OLB 55 Z. Smith
TE 89 M. Lewis	CB 23 J. Alexander
WR 83 M. Valdes-Scantling	CB 20 K. King
WR 13 A. Lazard	CB 39 C. Sullivan
QB 12 A. Rodgers	S 31 A. Amos
RB 33 A. Jones	S 26 D. Savage

Scoring Drives

TEAM	QTR	TIME	SCORING PLAY	CHI	GB
Packers	1	07:22	D.Adams 12 yd. pass from A.Rodgers (kick failed, wr) (14-75, 7:38)	0	6
Bears	1	05:14	C.Santos 27 yd. Field Goal (6-59, 2:08)	3	6
Packers	2	14:55	M.Lewis 5 yd. pass from A.Rodgers (M.Crosby kick) (9-75, 5:19)	3	13
Packers	2	04:34	A.Lazard 2 yd. pass from A.Rodgers (M.Crosby kick) (13-80, 7:50)	3	20
Packers	2	03:11	P.Smith 14 yd. fumble return (M.Crosby kick)	3	27
Bears	2	00:19	A.Robinson 1 yd. pass from M.Trubisky (C.Santos kick) (14-87, 2:52)	10	27
Packers	3	06:30	R.Tonyan 39 yd. pass from A.Rodgers (M.Crosby kick) (4-53, 2:15)	10	34
Packers	3	01:12	J.Williams 13 yd. run (M.Crosby kick) (9-66, 4:57)	10	41
Bears	4	11:48	A.Robinson 6 yd. pass from M.Trubisky (C.Santos kick) (13-65, 4:24)	17	41
Bears	4	03:26	D.Montgomery 3 yd. pass from M.Trubisky (M.Trubisky-D.Mooney pass) (15-82, 5:16)	25	41

Chicago Bears

PASSING	ATT	CP	YDS	SK/YD	TD	LG	INT	RTG
Mitchell Trubisky	46	26	242	3/13	3	20	2	74.7
TOTAL	46	26	242	3/13	3	20	2	74.7

RUSHING

	ATT	YDS	AVG	LG	TD
David Montgomery	11	103	9.4	57	0
Mitchell Trubisky	3	10	3.3	11	0
Cordarrelle Patterson	2	8	4.0	6	0
TOTAL	16	121	7.6	57	0

RECEIVING

	NO	YDS	AVG	LG	TD
Allen Robinson II	8	74	9.3	20	2
David Montgomery	5	40	8.0	13	1
Darnell Mooney	3	34	11.3	13	0
Jimmy Graham	3	32	10.7	16	0
Anthony Miller	3	28	9.3	12	0
Riley Ridley	2	16	8.0	10	0
Ryan Nall	1	10	10.0	10	0
Cole Kmet	1	8	8.0	8	0
TOTAL	26	242	9.3	20	3

TOP DEFENSE

	TOT	SOLO	AST	SCK	YDS	INT
Buster Skrine	13	10	3	0.0	0.0	0
Danny Trevathan	10	8	2	0.0	0.0	0
Kyle Fuller	8	5	3	0.0	0.0	0

FIELD GOALS

	FGM/FGA	PERCENT	RESULTS
Cairo Santos	1-1	100.0	27G
TOTAL	1-1	100.0	

Green Bay Packers

PASSING	ATT	CP	YDS	SK/YD	TD	LG	INT	RTG
Aaron Rodgers	29	21	211	0/0	4	39t	0	132.3
TOTAL	29	21	211	0/0	4	39t	0	132.3

RUSHING

	ATT	YDS	AVG	LG	TD
Aaron Jones	17	90	5.3	16	0
Jamaal Williams	17	73	4.3	17	1
Aaron Rodgers	2	12	6.0	10	0
Equanimeous St. Brown	1	7	7.0	7	0
Tim Boyle	2	0	0.0	0	0
TOTAL	39	182	4.7	17	1

RECEIVING

	NO	YDS	AVG	LG	TD
Davante Adams	6	61	10.2	15	1
Robert Tonyan	5	67	13.4	39t	1
Allen Lazard	4	23	5.8	8	1
Equanimeous St. Brown	2	39	19.5	24	0
Marcedes Lewis	2	16	8.0	11	1
Jace Sternberger	1	5	5.0	5	0
Aaron Jones	1	0	0.0	0	0
TOTAL	21	211	10.0	39t	4

TOP DEFENSE

	TOT	SOLO	AST	SCK	YDS	INT
Adrian Amos	7	6	1	0.0	0.0	0
Raven Greene	7	3	4	0.0	0.0	0
Jaire Alexander	6	5	1	0.0	0.0	0

FIELD GOALS

	FGM/FGA	PERCENT	RESULTS
	No Field Goals		

Team Statistics

	Bears	Packers
First Downs	26	28
3rd-Down Eff. (Made/Att/Pct)	4/10/40%	6/11/55%
4th-Down Eff. (Made/Att/Pct)	1/1/100%	3/3/100%
Total Net Yards	350	393
Total Plays	65	68
Yards Per Play	5.4	5.8
Rushes/Net Yards	16/121	39/182
Net Passing	229	211
Pass Attempts/Completions	46/26	29/21
Had Intercepted	2	0
Sacked/Yards Lost	3/13	0/0
Punts/Average	2/44.0	2/46.0
Penalties/Yards	5/45	3/17
Fumbles/Lost	3/1	0/0
Possession Time	22:16	37:44

Lambeau Field, Sunday, Dec. 6, 2020. Attendance: 0. Time: 2:59. Weather: 34° F, Humidity: 64 percent, Wind: SW 9 mph.

GREEN BAY, Wis. (AP) — Aaron Jones rushed for 130 yards and delivered a game-clinching 77-yard touchdown with 2:36 left as the Packers produced seven sacks and withstood a fourth-quarter comeback attempt to defeat Philadelphia, 30-16. Aaron Rodgers and Davante Adams provided many of the highlights early in the game as Green Bay (9-3) built a 23-3 lead before the Eagles (3-8-1) scored two touchdowns in a span of just over a minute. Philadelphia's comeback started after rookie quarterback Jalen Hurts took over for an ineffective Carson Wentz. Rodgers connected with Adams on two of his three touchdown passes to increase his career total to 400, becoming the seventh player in NFL history to join that fraternity. Rodgers got to No. 400 in his 193rd career game, faster than any other player. He has 36 touchdown passes this year and is the first player to throw at least 35 in five separate seasons. Rodgers also did it in 2011 (45), 2012 (39), 2014 (38) and 2016 (40). After catching Rodgers' 400th touchdown pass, Adams made sure the two-time MVP got the ball back. Adams, who caught 10 passes for 121 yards, has scored in seven straight games to tie Hall of Famer Don Hutson's franchise record. Hutson had a pair of seven-game TD-reception streaks in 1941-42 and 1943-44.

Philadelphia Eagles Starters

OFFENSE		DEFENSE	
WR 17	A. Jeffery	DE 96	D. Barnett
LT 68	J. Mailata	DT 93	J. Hargrave
LG 73	I. Seumalo	DT 91	F. Cox
C 62	J. Kelce	DE 55	B. Graham
RG 71	J. Peters	OLB 49	A. Singleton
RT 63	J. Driscoll	MLB 57	T. Edwards
TE 86	Z. Ertz	CB 31	N. Robey-Coleman
TE 88	D. Goedert	CB 29	A. Maddox
WR 18	J. Reagar	CB 24	D. Slay
RB 26	M. Sanders	S 23	R. McLeod
QB 11	C. Wentz	S 21	J. Mills

Green Bay Packers Starters

OFFENSE		DEFENSE	
WR 17	D. Adams	DE 94	D. Lowry
LT 69	D. Bakhtiar	NT 97	K. Clark
LG 62	L. Patrick	OLB 52	R. Gary
C 74	E. Jenkins	ILB 58	C. Kirksey
RG 77	B. Turner	ILB 54	K. Martin
RT 71	R. Wagner	OLB 55	Z. Smith
TE 89	M. Lewis	CB 23	J. Alexander
WR 83	M. Valdes-Scantling	CB 20	K. King
WR 13	A. Lazard	CB 39	C. Sullivan
QB 12	A. Rodgers	S 31	A. Amos
RB 33	A. Jones	S 26	D. Savage

Scoring Drives

TEAM	QTR	TIME	SCORING PLAY	PHI	GB
Eagles	1	07:53	J.Elliott 52 yd. Field Goal (15-41, 7:07)	3	0
Packers	2	08:29	D.Adams 1 yd. pass from A.Rodgers (M.Crosby kick) (14-88, 7:42)	3	7
Packers	2	00:57	R.Tonyan 25 yd. pass from A.Rodgers (M.Crosby kick) (7-82, 3:46)	3	14
Packers	3	07:39	D.Adams 9 yd. pass from A.Rodgers (kick failed, hlu) (7-99, 4:21)	3	20
Packers	4	11:19	M.Crosby 40 yd. Field Goal (14-72, 7:16)	3	23
Eagles	4	07:52	G.Ward 32 yd. pass from J.Hurts (J.Elliott kick) (9-73, 3:27)	10	23
Eagles	4	06:30	J.Reagar 73 yd. punt return (kick failed, wr)	16	23
Packers	4	02:36	A.Jones 77 yd. run (M.Crosby kick) (2-80, 0:21)	16	30

Philadelphia Eagles

PASSING	ATT	CP	YDS	SK/YD	TD	LG	INT	RTG
Carson Wentz	15	6	79	4/22	0	41	0	57.4
Jalen Hurts	12	5	109	3/5	1	34	1	67.7
TOTAL	27	11	188	7/27	1	41	1	62.0

RUSHING

	ATT	YDS	AVG	LG	TD
Miles Sanders	10	31	3.1	8	0
Jalen Hurts	5	29	5.8	13	0
Jordan Howard	4	19	4.8	11	0
Carson Wentz	3	18	6.0	12	0
Jalen Reagar	1	11	11.0	11	0
Boston Scott	2	9	4.5	6	0
TOTAL	25	117	4.7	13	0

RECEIVING

	NO	YDS	AVG	LG	TD
Dallas Goedert	5	66	13.2	41	0
Greg Ward	3	57	19.0	32t	1
Zach Ertz	2	31	15.5	20	0
Jalen Reagar	1	34	34.0	34	0
TOTAL	11	188	17.1	41	1

TOP DEFENSE

	TOT	SOLO	AST	SCK	YDS	INT
Alex Singleton	11	7	4	0.0	0.0	0
Avonte Maddox	5	4	1	0.0	0.0	0
Jalen Mills	5	4	1	0.0	0.0	0

FIELD GOALS

	FGM/FGA	PERCENT	RESULTS
Jake Elliott	1-1	100.0	52G
TOTAL	1-1	100.0	

Green Bay Packers

PASSING	ATT	CP	YDS	SK/YD	TD	LG	INT	RTG
Aaron Rodgers	34	25	295	2/7	3	42	0	128.9
TOTAL	34	25	295	2/7	3	42	0	128.9

RUSHING

	ATT	YDS	AVG	LG	TD
Aaron Jones	15	130	8.7	77t	1
Jamaal Williams	5	26	5.2	18	0
Aaron Rodgers	4	-3	-0.8	0	0
Marquez Valdes-Scantling	1	-4	-4.0	-4	0
TOTAL	25	149	6.0	77t	1

RECEIVING

	NO	YDS	AVG	LG	TD
Davante Adams	10	121	12.1	42	2
Robert Tonyan	4	39	9.8	25t	1
Allen Lazard	3	50	16.7	31	0
Aaron Jones	3	18	6.0	9	0
Jamaal Williams	2	10	5.0	5	0
Marcedes Lewis	1	36	36.0	36	0
Malik Taylor	1	14	14.0	14	0
Equanimeous St. Brown	1	7	7.0	7	0
TOTAL	25	295	11.8	42	3

TOP DEFENSE

	TOT	SOLO	AST	SCK	YDS	INT
Christian Kirksey	7	5	2	0.0	0.0	0
Dean Lowry	6	2	4	1.0	0.0	0
Kevin King	5	5	0	0.0	0.0	0

FIELD GOALS

	FGM/FGA	PERCENT	RESULTS
Mason Crosby	1-1	100.0	40G
TOTAL	1-1	100.0	

Team Statistics

First Downs	17	20
3rd-Down Eff. (Made/Att/Pct)	4/13/31%	5/12/42%
4th-Down Eff. (Made/Att/Pct)	1/1/100%	1/1/100%
Total Net Yards	278	437
Total Plays	59	61
Yards Per Play	4.7	7.2
Rushes/Net Yards	25/117	25/149
Net Passing	161	288
Pass Attempts/Completions	27/11	34/25
Had Intercepted	1	0
Sacked/Yards Lost	7/27	2/7
Punts/Average	5/42.2	4/48.5
Penalties/Yards	4/40	5/30
Fumbles/Lost	1/0	1/0
Possession Time	28:21	31:39

Eagles Packers

First Downs	17	20
3rd-Down Eff. (Made/Att/Pct)	4/13/31%	5/12/42%
4th-Down Eff. (Made/Att/Pct)	1/1/100%	1/1/100%
Total Net Yards	278	437
Total Plays	59	61
Yards Per Play	4.7	7.2
Rushes/Net Yards	25/117	25/149
Net Passing	161	288
Pass Attempts/Completions	27/11	34/25
Had Intercepted	1	0
Sacked/Yards Lost	7/27	2/7
Punts/Average	5/42.2	4/48.5
Penalties/Yards	4/40	5/30
Fumbles/Lost	1/0	1/0
Possession Time	28:21	31:39

Ford Field, Sunday, Dec. 13, 2020. Attendance: 0. Time: 3:08. Weather: Indoors.

DETROIT (AP) — Aaron Rodgers ran for a score and threw three touchdown passes to lift the Packers to a 31-24 win over the Detroit Lions to clinch the NFC North title. Green Bay (10-3) also moved into the top spot in the NFC and repeated as division champion with its win and Minnesota's loss to Tampa Bay. The Lions (5-8) lost Matthew Stafford in the fourth quarter with a rib injury, but their loss was tied to their inability to stop Rodgers, who completed 26 of 33 passes for 290 yards and three TDs with his third straight zero-interception game. He also ran 6 yards untouched for his 30th career rushing TD to break Tobin Rote's team record for a QB. Davante Adams also broke a franchise record by extending his touchdown-reception streak to eight games, turning a short pass from Rodgers into a 56-yard touchdown in the first quarter. Rodgers also threw a 14-yard TD pass to Marquez Valdes-Scantling's back shoulder to put the Packers ahead 14-7 in the opening minute of the second quarter. Robert Tonyan made his ninth TD reception early in the fourth quarter. Green Bay made it a two-score game with 3:30 remaining on Mason Crosby's 57-yard field goal. Chase Daniel replaced Stafford and led a drive that ended with Matt Prater's 32-yard field goal with 1:49 left to pull the Lions within seven points. The Lions' comeback hopes were dashed when the ensuing onside kick didn't go 10 yards and Rodgers completed a pass to convert a third down on his final possession.

Detroit Lions Starters

OFFENSE		DEFENSE	
WR 87	Q. Cephus	DT 97	N. Williams
WR 11	M. Jones Jr.	DT 98	J. Penisini
LT 68	T. Decker	DT 95	R. Okwara
LG 73	J. Jackson	LB 8	J. Collins Sr.
C 77	F. Ragnow	LB 51	J. Tava
RG 76	O. Aboushi	LB 52	C. Jones
RT 67	M. Nelson	CB 29	D. Roberts
TE 88	T. Hockenson	CB 27	J. Coleman
TE 83	J. James	CB 24	A. Oruwarriye
QB 9	M. Stafford	S 26	D. Harmon
RB 28	A. Peterson	S 42	J. Kearse

Green Bay Packers Starters

OFFENSE		DEFENSE	
WR 17	D. Adams	DE 94	D. Lowry
LT 69	D. Bakhtiari	NT 96	K. Clark
LG 62	L. Patrick	DE 96	K. Keke
C 74	E. Jenkins	OLB 91	P. Smith
RG 77	B. Turner	ILB 58	C. Kirksey
RT 71	R. Wagner	ILB 54	K. Martin
TE 89	M. Lewis	ILB 55	Z. Smith
WR 83	M. Valdes-Scantling	CB 23	J. Alexander
WR 13	A. Lazard	CB 20	K. King
QB 12	A. Rodgers	S 31	A. Amos
RB 33	A. Jones	S 26	D. Savage

Scoring Drives

TEAM	QTR	TIME	SCORING PLAY	GB	DET
Lions	1	09:24	T.Hockenson 1 yd. pass from M.Stafford (M.Prater kick) (11-75, 5:36)	0	7
Packers	1	08:00	D.Adams 56 yd. pass from A.Rodgers (M.Crosby kick) (3-75, 1:24)	7	7
Packers	2	14:11	M.Valdes-Scantling 14 yd. pass from A.Rodgers (M.Crosby kick) (12-69, 7:01)	14	7
Lions	2	01:27	D.Swift 3 yd. run (M.Prater kick) (11-80, 4:14)	14	14
Packers	3	06:11	A.Rodgers 6 yd. run (M.Crosby kick) (14-75, 8:49)	21	14
Packers	4	12:01	R.Tonyan 4 yd. pass from A.Rodgers (M.Crosby kick) (12-79, 7:49)	28	14
Lions	4	06:30	K.Johnson 2 yd. run (M.Prater kick) (13-75, 5:31)	28	21
Packers	4	03:30	M.Crosby 57 yd. Field Goal (7-36, 3:00)	31	21
Lions	4	01:49	M.Prater 32 yd. Field Goal (7-19, 1:41)	31	24

Green Bay Packers

PASSING	ATT	CP	YDS	SK	YD	TD	LG	INT	RTG
Aaron Rodgers	33	26	290	0/0	3	56t	0	133.6	
TOTAL	33	26	290	0/0	3	56t	0	133.6	

RUSHING

	ATT	YDS	AVG	LG	TD
Aaron Jones	15	69	4.6	11	0
Jamaal Williams	10	38	3.8	9	0
Aaron Rodgers	6	13	2.2	6t	1
TOTAL	31	120	3.9	11	1

RECEIVING

	NO	YDS	AVG	LG	TD
Davante Adams	7	115	16.4	56t	1
Marquez Valdes-Scantling	6	85	14.2	21	1
Robert Tonyan	5	36	7.2	11	1
Allen Lazard	2	19	9.5	14	0
Tavon Austin	2	8	4.0	5	0
Aaron Jones	2	6	3.0	7	0
Equanimeous St. Brown	1	15	15.0	15	0
Marcedes Lewis	1	6	6.0	6	0
TOTAL	26	290	11.2	56t	3

TOP DEFENSE

	TOT	SOLO	AST	SCK	YDS	INT
Darnell Savage	8	8	0	1.0	10.0	0
Adrian Amos	7	6	1	0.0	0.0	0
Kevin King	5	5	0	0.0	0.0	0

FIELD GOALS

	FGM/FGA	PERCENT	RESULTS
Mason Crosby	1-1	100.0	57G
TOTAL	1-1	100.0	

Detroit Lions

PASSING	ATT	CP	YDS	SK	YD	TD	LG	INT	RTG
Matthew Stafford	34	24	244	4/31	1	23	0	100.6	
Chase Daniel	6	3	29	0/0	0	23	0	63.9	
TOTAL	40	27	273	4/31	1	23	0	95.1	

RUSHING

	ATT	YDS	AVG	LG	TD
D'Andre Swift	7	24	3.4	5	1
Jamal Agnew	1	11	11.0	11	0
Adrian Peterson	4	7	1.8	3	0
Matthew Stafford	1	6	6.0	6	0
Kerryon Johnson	2	3	1.5	2t	1
TOTAL	15	51	3.4	11	2

RECEIVING

	NO	YDS	AVG	LG	TD
Danny Amendola	6	66	11.0	16	0
T.J. Hockenson	6	43	7.2	16	1
Marvin Jones Jr.	4	48	12.0	23	0
D'Andre Swift	4	26	6.5	17	0
Mohamed Sanu	2	37	18.5	21	0
Quintez Cephus	2	16	8.0	8	0
Adrian Peterson	1	23	23.0	23	0
Kerryon Johnson	1	10	10.0	10	0
Jamal Agnew	1	4	4.0	4	0
TOTAL	27	273	10.1	23	1

TOP DEFENSE

	TOT	SOLO	AST	SCK	YDS	INT
Darryl Roberts	7	6	1	0.0	0.0	0
Jamie Collins Sr.	6	3	3	0.0	0.0	0
Jayron Kearse	6	4	2	0.0	0.0	0

FIELD GOALS

	FGM/FGA	PERCENT	RESULTS
Matt Prater	1-1	100.0	32G
TOTAL	1-1	100.0	

Team Statistics

First Downs	26
3rd-Down Eff. (Made/Att/Pct)	8/11/73%
4th-Down Eff. (Made/Att/Pct)	0/0/0%
Total Net Yards	410
Total Plays	64
Yards Per Play	6.4
Rushes/Net Yards	31/120
Net Passing	290
Pass Attempts/Completions	33/26
Had Intercepted	0
Sacked/Yards Lost	0/0
Punts/Average	2/50.5
Penalties/Yards	12/68
Fumbles/Lost	0/0
Possession Time	35:30

Packers Lions

First Downs	27
3rd-Down Eff. (Made/Att/Pct)	5/10/50%
4th-Down Eff. (Made/Att/Pct)	0/0/0%
Total Net Yards	293
Total Plays	59
Yards Per Play	5.0
Rushes/Net Yards	15/51
Net Passing	242
Pass Attempts/Completions	40/27
Had Intercepted	0
Sacked/Yards Lost	4/31
Punts/Average	3/44.7
Penalties/Yards	4/30
Fumbles/Lost	0/0
Possession Time	24:30

Lambeau Field, Saturday, Dec. 19, 2020. Attendance: 0. Time: 3:05. Weather: 33° F, Humidity: 85 percent, Wind: W 5 mph.

GREEN BAY, Wis. (AP) — Aaron Jones rushed for 145 yards and a touchdown as the NFC North champions reached the end zone on their first three series before hanging on to beat the Carolina Panthers, 24-16. Aaron Rodgers threw for 143 yards and produced a touchdown pass — his 40th of the season — and a touchdown run for the Packers. Rodgers is the first player in NFL history to throw at least 40 touchdown passes in three separate seasons; he had 45 during his 2011 MVP campaign and 40 in 2016. Green Bay (11-3) won its fourth straight despite getting outscored, 13-3, and outgained, 214-49, in the second half. The Packers built a 21-3 halftime lead before withstanding a comeback attempt from a gritty Carolina team playing without injured running back Christian McCaffrey and left tackle Russell Okung. Carolina had a chance to force overtime when it got the ball at its 20-yard line with 55 seconds and no timeouts remaining. But the Panthers only got to the 26 before losing the ball on downs. Carolina's Teddy Bridgewater was 21 of 35 for 258 yards with a touchdown run, but he also had a critical fumble. D.J. Moore caught six passes for 131 yards, and Joey Slye kicked three field goals.

Carolina Panthers Starters

OFFENSE		DEFENSE	
LT	78 T. Scott	DE	53 B. Burns
LG	64 C. Reed	DT	93 B. Roy
C	61 M. Paradis	DT	95 D. Brown
RG	67 J. Miller	DE	97 Y. Gross-Matos
RT	72 T. Moton	WILL	54 S. Thompson
TE	82 C. Manhertz	MIKE	56 J. Carter Jr.
TE	86 C. Thompson	SAM	21 J. Chinn
WR	11 R. Anderson	CB	26 D. Jackson
WR	16 B. Zylstra	CB	25 T. Pridie Jr.
RB	28 M. Davis	SS	31 J. Burris
QB	5 T. Bridgewater	FS	33 T. Boston

Green Bay Packers Starters

OFFENSE		DEFENSE	
WR	17 D. Adams	DE	94 D. Lowry
LT	69 D. Bakhtiari	NT	97 K. Clark
LG	62 L. Patrick	OLB	52 R. Gary
C	74 E. Jenkins	ILB	58 C. Kirksey
RG	77 B. Turner	ILB	51 K. Barnes
RT	71 R. Wagner	OLB	55 Z. Smith
TE	89 M. Lewis	CB	23 J. Alexander
WR	83 M. Valdes-Scantling	CB	20 K. King
WR	13 A. Lazard	CB	39 C. Sullivan
QB	12 A. Rodgers	S	31 A. Amos
RB	33 A. Jones	S	26 D. Savage

Scoring Drives

TEAM	QTR	TIME	SCORING PLAY	CAR	GB
Packers	1	09:54	R.Tonyan 1 yd. pass from A.Rodgers (M.Crosby kick) (7-81, 3:43)	0	7
Panthers	1	05:57	J.Slye 36 yd. Field Goal (8-57, 3:57)	3	7
Packers	2	14:09	A.Rodgers 6 yd. run (M.Crosby kick) (13-75, 6:48)	3	14
Packers	2	03:58	A.Jones 8 yd. run (M.Crosby kick) (7-47, 3:31)	3	21
Panthers	3	05:15	T.Bridgewater 13 yd. run (J.Slye kick) (7-51, 3:53)	10	21
Panthers	4	08:39	J.Slye 22 yd. Field Goal (16-76, 8:44)	13	21
Packers	4	03:39	M.Crosby 51 yd. Field Goal (10-42, 5:00)	13	24
Panthers	4	02:04	J.Slye 33 yd. Field Goal (6-61, 1:35)	16	24

Carolina Panthers

PASSING	ATT	CP	YDS	SK/YD	TD	LG	INT	RTG
Teddy Bridgewater	35	21	258	3/9	0	40	0	82.8
TOTAL	35	21	258	3/9	0	40	0	82.8

RUSHING	ATT	YDS	AVG	LG	TD
Mike Davis	14	59	4.2	12	0
Teddy Bridgewater	4	26	6.5	13t	1
Rodney Smith	4	23	5.8	12	0
Curtis Samuel	2	6	3.0	5	0
Brandon Zylstra	1	1	1.0	1	0
DJ Moore	1	1	1.0	1	0
Robby Anderson	1	-1	-1.0	-1	0
TOTAL	27	115	4.3	13t	1

RECEIVING	NO	YDS	AVG	LG	TD
DJ Moore	6	131	21.8	40	0
Curtis Samuel	4	42	10.5	16	0
Ian Thomas	3	29	9.7	15	0
Rodney Smith	3	24	8.0	11	0
Robby Anderson	2	21	10.5	15	0
Mike Davis	2	2	1.0	8	0
Alex Armah	1	9	9.0	9	0
TOTAL	21	258	12.3	40	0

TOP DEFENSE	TOT	SOLO	AST	SCK	YDS	INT
Jeremy Chinn	7	5	2	0.0	0.0	0
Rasul Douglas	7	6	1	0.0	0.0	0
Jermaine Carter Jr.	6	2	4	0.0	0.0	0

FIELD GOALS	FGM/FGA	PERCENT	RESULTS
Joey Slye	3-3	100.0	36G, 22G, 33G
TOTAL	3-3	100.0	

Green Bay Packers

PASSING	ATT	CP	YDS	SK/YD	TD	LG	INT	RTG
Aaron Rodgers	29	20	143	5/47	1	22	0	91.6
TOTAL	29	20	143	5/47	1	22	0	91.6

RUSHING	ATT	YDS	AVG	LG	TD
Aaron Jones	20	145	7.3	46	1
Aaron Rodgers	5	26	5.2	10	1
AJ Dillon	1	18	18.0	18	0
Jamaal Williams	1	6	6.0	6	0
TOTAL	27	195	7.2	46	2

RECEIVING	NO	YDS	AVG	LG	TD
Davante Adams	7	42	6.0	14	0
Allen Lazard	5	56	11.2	22	0
Robert Tonyan	3	18	6.0	10	1
Aaron Jones	3	13	4.3	9	0
Jamaal Williams	2	14	7.0	12	0
TOTAL	20	143	7.2	22	1

TOP DEFENSE	TOT	SOLO	AST	SCK	YDS	INT
Christian Kirksey	9	5	4	0.0	0.0	0
Adrian Amos	7	6	1	1.0	0.0	0
Darnell Savage	6	6	0	0.0	0.0	0

FIELD GOALS	FGM/FGA	PERCENT	RESULTS
Mason Crosby	1-1	100.0	51G
TOTAL	1-1	100.0	

Team Statistics

	Packers	Panthers
First Downs	20	20
3rd-Down Eff. (Made/Att/Pct)	4/12/33%	5/12/42%
4th-Down Eff. (Made/Att/Pct)	1/2/50%	0/0/0%
Total Net Yards	364	291
Total Plays	65	61
Yards Per Play	5.6	4.8
Rushes/Net Yards	27/115	27/195
Net Passing	249	96
Pass Attempts/Completions	35/21	29/20
Had Intercepted	0	0
Sacked/Yards Lost	3/9	5/47
Punts/Average	4/45.8	6/45.8
Penalties/Yards	7/66	5/50
Fumbles/Lost	2/1	0/0
Possession Time	30:51	29:09

Lambeau Field, Sunday, Dec. 27, 2020. Attendance: 0. Time: 2:46. Weather: 28° F, Humidity: 88 percent, Wind: N 15 mph.

GREEN BAY, Wis. (AP) — Aaron Rodgers and Davante Adams created a picturesque atmosphere as they connected for three touchdown passes on a snow-covered Lambeau Field. Rodgers, who went 21 for 25 for 231 yards with an interception, threw four touchdown passes as the Packers trounced the Tennessee Titans, 40-14, for their fifth consecutive victory. This game showcased why the Packers (12-3) wanted to make sure the playoffs go through Lambeau after losing on the road in three of the last six NFC championship games. With snow falling throughout the first half and continuing to cover much of the field the rest of the game, Green Bay moved the ball at will all night. Green Bay ran wild behind 124 yards and two touchdowns from AJ Dillon and 94 yards from Aaron Jones. Dillon, a second-round pick from Boston College, had run for just 115 yards all season during a rookie year in which he spent over a month on the COVID-19 reserve list. Adams' three touchdown catches gave him 17 this season, one off the Packers' single-season record that Sterling Sharpe set in 1994. Adams, who caught 11 passes for 142 yards, leads the NFL in touchdown receptions despite missing two games with a hamstring injury. The Packers' defense also played well while picking off two passes from Ryan Tannehill, who went 11 of 24 for 121 yards. Tennessee's Derrick Henry rushed for 98 yards on 23 carries, ending his streak of nine consecutive road games in which he'd run for at least 100 yards.

Tennessee Titans Starters

OFFENSE		DEFENSE	
WR 84 C. Davis	DE 93 T. Tart	TE 81 J. Smith	NT 90 D. Jones
LT 72 D. Quessenberry	DT 98 J. Simmons	LG 76 R. Saffold III	OLB 42 B. Reed
C 60 B. Jones	ILB 54 R. Evans	CB 64 N. Davis	ILB 51 D. Long Jr.
RG 64 N. Davis	ILB 51 D. Long Jr.	RT 71 D. Kelly	OLB 58 H. Landry III
TE 81 J. Smith	CB 25 A. Jackson	TE 87 G. Swaim	SS 24 K. Vaccaro
WR 11 A. Brown	SS 24 K. Vaccaro	QB 17 R. Tannehill	FS 31 K. Byard
QB 17 R. Tannehill	FS 31 K. Byard	RB 22 D. Henry	CB 21 M. Butler
RB 22 D. Henry	CB 21 M. Butler		

Green Bay Packers Starters

OFFENSE		DEFENSE	
WR 17 D. Adams	DE 94 D. Lowry	LT 69 D. Bakhtiari	NT 97 K. Clark
LG 74 E. Jenkins	DE 96 K. Keke	CG 63 C. Linsley	OLB 91 P. Smith
RG 77 B. Turner	ILB 58 C. Kirksey	RT 71 R. Wagner	ILB 51 K. Barnes
TE 89 M. Lewis	OLB 55 Z. Smith	TE 49 D. Dalfney	CB 23 J. Alexander
TE 49 D. Dalfney	CB 23 J. Alexander	WR 13 A. Lazard	CB 20 K. King
WR 13 A. Lazard	CB 20 K. King	QB 12 A. Rodgers	S 31 A. Amos
QB 12 A. Rodgers	S 31 A. Amos	RB 33 A. Jones	S 26 D. Savage
RB 33 A. Jones	S 26 D. Savage		

Scoring Drives

QTR	TIME	SCORING PLAY	TEN	GB
Packers 1	09:55	D.Adams 5 yd. pass from A.Rodgers (kick failed, w/1) (8-60, 5:05)	0	6
Packers 2	14:54	E.St. Brown 21 yd. pass from A.Rodgers (run failed) (10-80, 5:56)	0	12
Packers 2	10:46	D.Adams 7 yd. pass from A.Rodgers (M.Crosby kick) (8-34, 2:44)	0	19
Titans 2	00:37	J.Smith 12 yd. pass from R.Tannehill (S.Gostkowski kick) (10-71, 3:39)	7	19
Titans 3	12:01	R.Tannehill 45 yd. run (S.Gostkowski kick) (5-66, 2:59)	14	19
Packers 3	10:27	D.Adams 8 yd. pass from A.Rodgers (M.Crosby kick) (3-66, 1:34)	14	26
Packers 3	03:35	A.Dillon 30 yd. run (M.Crosby kick) (9-74, 5:48)	14	33
Packers 4	02:25	A.Dillon 7 yd. run (M.Crosby kick) (9-91, 6:03)	14	40

Tennessee Titans

PASSING	ATT	CP	YDS	SK/YD	TD	LG	INT	RTG
Ryan Tannehill	24	11	121	2/17	1	19	2	40.5
Logan Woodside	2	0	0	0/0	0	0	0	39.6
TOTAL	26	11	121	2/17	1	19	2	37.5

Green Bay Packers

PASSING	ATT	CP	YDS	SK/YD	TD	LG	INT	RTG
Aaron Rodgers	25	21	231	1/17	4	32	1	128.1
TOTAL	25	21	231	1/17	4	32	1	128.1

RUSHING

	ATT	YDS	AVG	LG	TD
Derrick Henry	23	98	4.3	10	0
Ryan Tannehill	3	55	18.3	45t	1
Darrynton Evans	1	3	3.0	3	0
TOTAL	27	156	5.8	45t	1

RUSHING

	ATT	YDS	AVG	LG	TD
AJ Dillon	21	124	5.9	30t	2
Aaron Jones	10	94	9.4	59	0
Aaron Rodgers	3	19	6.3	14	0
Tim Boyle	3	-3	-1.0	-1	0
TOTAL	37	234	6.3	59	2

RECEIVING

	NO	YDS	AVG	LG	TD
A.J. Brown	4	43	10.8	12	0
Jonnu Smith	3	30	10.0	12t	1
Nick Westbrook-Ikhine	1	19	19.0	19	0
Cameron Batson	1	12	12.0	12	0
Anthony Firkser	1	11	11.0	11	0
Jeremy McNichols	1	6	6.0	6	0
TOTAL	11	121	11.0	19	1

RECEIVING

	NO	YDS	AVG	LG	TD
Davante Adams	11	142	12.9	32	3
Aaron Jones	2	14	7.0	9	0
Allen Lazard	2	14	7.0	7	0
Tavon Austin	2	5	2.5	6	0
Equanimeous St. Brown	1	21	21.0	21t	1
Robert Tonyan	1	17	17.0	17	0
Dominique Dafney	1	13	13.0	13	0
AJ Dillon	1	5	5.0	5	0
TOTAL	21	231	11.0	32	4

TOP DEFENSE

	TOT	SOLO	AST	SCK	YDS	INT
David Long Jr.	9	8	1	0.0	0.0	0
Kevin Byard	9	6	3	0.0	0.0	0
Harold Landry III	8	3	5	0.0	0.0	0

TOP DEFENSE

	TOT	SOLO	AST	SCK	YDS	INT
Krys Barnes	7	5	2	0.0	0.0	0
Adrian Amos	5	4	1	0.0	0.0	0
Darnell Savage	5	2	3	0.0	0.0	1

FIELD GOALS

FGM/FGA	PERCENT	RESULTS
No Field Goals		

FIELD GOALS

FGM/FGA	PERCENT	RESULTS
No Field Goals		

Team Statistics

First Downs	15
3rd-Down Eff. (Made/Att/Pct)	5/11/45%
4th-Down Eff. (Made/Att/Pct)	0/1/0%
Total Net Yards	260
Total Plays	55
Yards Per Play	4.7
Rushes/Net Yards	27/156
Net Passing	104
Pass Attempts/Completions	26/11
Had Intercepted	2
Sacked/Yards Lost	2/17
Punts/Average	4/43.5
Penalties/Yards	3/15
Fumbles/Lost	1/0
Possession Time	23:23

Titans Packers

15	27
5/11/45%	4/8/50%
0/1/0%	1/2/50%
260	448
55	63
4.7	7.1
27/156	37/234
104	214
26/11	25/21
2	1
2/17	1/17
4/43.5	0/0
3/15	0/0
1/0	1/0
23:23	36:37

Soldier Field, Sunday, Jan. 3, 2020. Attendance: 0. Time: 2:54. Weather: 32° F, Humidity: 85 percent, Wind: W 7 mph.

CHICAGO (AP) — Aaron Rodgers threw for four touchdowns, breaking his franchise record for scoring passes in a season, and Green Bay clinched the No. 1 seed in the NFC by beating the playoff-bound Chicago Bears, 35-16. The Packers (13-3) earned a bye while winning their sixth in a row and beating Chicago (8-8) for the 19th time in 22 games, counting the postseason. Rodgers joined Peyton Manning (2004 and 2013) as the only players to throw for at least 45 touchdowns in multiple seasons. He finished the season with 48, surpassing his previous high of 45 in his first MVP season of 2011, and just five interceptions. Rodgers completed 19 of 24 passes for 240 yards without getting picked off and had a 147.9 rating. He also improved to 21-5 against Chicago, counting the postseason. Davante Adams broke Sterling Sharpe's team record for receptions in a season and tied his mark for touchdown catches in a year on Sunday. Adams had six receptions to bump his total to 115 and surpass Sharpe's mark of 112 in 1993. His 6-yard score late in the game gave him 18 TDs, matching Sharpe's team record in 1994. Marquez Valdes-Scantling became the first Packer since Jordy Nelson in 2014 with two touchdown catches of 70 or more yards in a season, catching a 72-yarder in the second quarter. Aaron Jones ran for a score in the closing minutes. Mitchell Trubisky went 33 for 42 with 252 yards and an interception. Rookie Darnell Mooney set career highs with 11 catches and 93 yards before leaving early in the fourth period with an ankle injury. David Montgomery ran for 69 yards and a touchdown and caught nine passes for 63 yards. Cairo Santos made all three field goals, extending his streak to a franchise-record 27.

Chicago Bears Starters

OFFENSE		DEFENSE	
WR 12	A. Robinson II	DE 92	B. Urban
WR 11	D. Mooney	NT 98	B. Nichols
LT 72	C. Leno Jr.	DT 96	A. Hicks
LG 65	C. Whitehair	OLB 52	K. Mack
C 67	S. Mustipher	ILB 59	D. Trevathan
RG 64	A. Bars	ILB 58	R. Smith
RT 74	G. Ifedi	OLB 94	R. Quinn
TE 80	J. Graham	CB 23	K. Fuller
TE 85	C. Kmet	S 4	E. Jackson
QB 10	M. Trubisky	S 38	T. Gipson Sr.
RB 32	D. Montgomery	CB 20	D. Shelley

Green Bay Packers Starters

OFFENSE		DEFENSE	
WR 17	D. Adams	DE 94	D. Lowry
LT 77	B. Turner	NT 97	K. Clark
LG 74	E. Jenkins	OLB 91	P. Smith
C 63	C. Linsley	ILB 58	C. Kirksey
RG 62	L. Patrick	ILB 51	K. Barnes
RT 71	R. Wagner	OLB 55	Z. Smith
TE 89	M. Lewis	CB 23	J. Alexander
TE 49	D. Dafney	CB 20	K. King
WR 13	A. Lazard	CB 39	C. Sullivan
QB 12	A. Rodgers	S 31	A. Amos
RB 33	A. Jones	S 26	D. Savage

Scoring Drives

TEAM	QTR	TIME	SCORING PLAY	GB	CHI
Bears	1	07:31	D.Montgomery 2 yd. run (C.Santos kick) (14-60, 7:29)	0	7
Packers	2	14:55	R.Tonyan 3 yd. pass from A.Rodgers (M.Crosby kick) (12-80, 7:36)	7	7
Bears	2	10:08	C.Santos 30 yd. Field Goal (4-8, 2:12)	7	10
Packers	2	08:31	M.Valdes-Scantling 72 yd. pass from A.Rodgers (M.Crosby kick) (3-78, 1:37)	14	10
Packers	2	03:57	D.Dafney 13 yd. pass from A.Rodgers (M.Crosby kick) (6-22, 3:40)	21	10
Bears	2	00:03	C.Santos 27 yd. Field Goal (13-62, 3:54)	21	13
Bears	3	05:30	C.Santos 20 yd. Field Goal (11-87, 6:50)	21	16
Packers	4	03:47	A.Jones 4 yd. run (M.Crosby kick) (12-76, 7:35)	28	16
Packers	4	02:56	D.Adams 6 yd. pass from A.Rodgers (M.Crosby kick) (3-26, 0:17)	35	16

Green Bay Packers

PASSING	ATT	CP	YDS	SK/YD	TD	LG	INT	RTG
Aaron Rodgers	24	19	240	1/3	4	72t	0	147.9
TOTAL	24	19	240	1/3	4	72t	0	147.9

RUSHING	ATT	YDS	AVG	LG	TD
Aaron Jones	11	42	3.8	10	1
Jamaal Williams	5	26	5.2	14	0
Aaron Rodgers	1	4	4.0	4	0
Marquez Valdes-Scantling	1	4	4.0	4	0
AJ Dillon	1	3	3.0	3	0
TOTAL	19	79	4.2	14	1

RECEIVING

	NO	YDS	AVG	LG	TD
Davante Adams	6	46	7.7	9	1
Aaron Jones	4	43	10.8	17	0
Marquez Valdes-Scantling	2	87	43.5	72t	1
Robert Tonyan	2	18	9.0	15	1
Allen Lazard	2	17	8.5	14	0
Dominique Dafney	1	13	13.0	13t	1
Marcedes Lewis	1	9	9.0	9	0
Tavon Austin	1	7	7.0	7	0
TOTAL	19	240	12.6	72t	4

TOP DEFENSE

	TOT	SOLO	AST	SCK	YDS	INT
Krys Barnes	14	8	6	0.0	0.0	0
Darnell Savage	10	8	2	0.0	0.0	0
Kevin King	10	7	3	0.0	0.0	0

FIELD GOALS

FGM/FGA	PERCENT	RESULTS
No Field Goals		

Chicago Bears

PASSING	ATT	CP	YDS	SK/YD	TD	LG	INT	RTG
Mitchell Trubisky	42	33	252	1/4	0	53	1	81.7
TOTAL	42	33	252	1/4	0	53	1	81.7

RUSHING

	ATT	YDS	AVG	LG	TD
David Montgomery	22	69	3.1	8	1
Mitchell Trubisky	4	22	5.5	13	0
Cordarrelle Patterson	4	18	4.5	7	0
Artavis Pierce	1	-1	-1.0	-1	0
TOTAL	31	108	3.5	13	1

RECEIVING

	NO	YDS	AVG	LG	TD
Darnell Mooney	11	93	8.5	53	0
David Montgomery	9	63	7.0	14	0
Cole Kmet	7	41	5.9	11	0
Allen Robinson II	2	37	18.5	23	0
Anthony Miller	2	13	6.5	7	0
Jimmy Graham	2	5	2.5	3	0
TOTAL	33	252	7.6	53	0

TOP DEFENSE

	TOT	SOLO	AST	SCK	YDS	INT
Danny Trevathan	9	4	5	0.0	0.0	0
Eddie Jackson	4	2	2	0.0	0.0	0
Josh Woods	4	3	1	0.0	0.0	0

FIELD GOALS

FGM/FGA	PERCENT	RESULTS
Cairo Santos	3-3	100.0 30G, 27G, 20G
TOTAL	3-3	100.0

Team Statistics

First Downs	17
3rd-Down Eff. (Made/Att/Pct)	4/7/57%
4th-Down Eff. (Made/Att/Pct)	0/0/0%
Total Net Yards	316
Total Plays	44
Yards Per Play	7.2
Rushes/Net Yards	19/79
Net Passing	237
Pass Attempts/Completions	24/19
Had Intercepted	0
Sacked/Yards Lost	1/3
Punts/Average	2/43.5
Penalties/Yards	4/30
Fumbles/Lost	1/1
Possession Time	24:32

Packers

First Downs	21
3rd-Down Eff. (Made/Att/Pct)	6/15/40%
4th-Down Eff. (Made/Att/Pct)	5/6/83%
Total Net Yards	356
Total Plays	74
Yards Per Play	4.8
Rushes/Net Yards	31/108
Net Passing	248
Pass Attempts/Completions	42/33
Had Intercepted	1
Sacked/Yards Lost	1/4
Punts/Average	1/53.0
Penalties/Yards	1/16
Fumbles/Lost	1/1
Possession Time	35:28

Lambeau Field, Sunday, Jan. 16, 2021. Attendance: 7,439. Time: 2:56. Weather: 35° F, Humidity: 69 percent, Wind: NW 13 mph.

GREEN BAY, Wis. (AP) — Aaron Rodgers threw two touchdown passes and ran for a score as the top-seeded Green Bay Packers beat the Los Angeles Rams, 32-18, in an NFC Divisional Playoff game Saturday. Rodgers threw a 1-yard touchdown pass to Davante Adams and a game-clinching 58-yarder to Allen Lazard with 6:52 left, and had a 1-yard touchdown run, the first by a Packers quarterback in a playoff game at Lambeau Field since Bart Starr's winning sneak in the Ice Bowl against Dallas on Dec. 31, 1967. The Packers (14-3) reached the NFC Championship Game for the fourth time in seven seasons as they chase their first Super Bowl berth in a decade. It will be their first NFC title contest at Lambeau Field since hosting for the 2007 season, when they fell to the New York Giants, 23-20, in overtime. Rodgers was on Green Bay's roster during that 2007 season backing up Brett Favre. Saturday's game showed what a home-field edge can mean. The Packers played in front of 8,456 fans — a crowd that included paying spectators for the first time all season — but that small crowd made plenty of noise as the Packers built an early lead amid snow flurries. The Packers didn't allow any sacks despite playing without injured All-Pro left tackle David Bakhtiari, while Green Bay sacked Jared Goff four times. Aaron Jones ran for 99 yards and a touchdown on just 14 carries, including a 60-yard burst to open the second half. Rodgers called the Packers' offensive linemen "the stars of the game tonight." Goff was 21 of 27 for 174 yards and a touchdown less than three weeks after undergoing thumb surgery, and Cam Akers rushed for 90 yards and a touchdown.

Los Angeles Rams Starters

OFFENSE		DEFENSE	
WR 12	V. Jefferson	DE 90	M. Brockers
TE 89	T. Higbee	NT 69	S. Joseph-Day
LT 77	A. Whitworth	DT 69	A. Donald
LG 71	B. Evans	DT 97	M. Fox
C 66	A. Blythe	OLB 54	L. Floyd
RG 63	A. Corbett	ILB 51	T. Reeder
RT 79	R. Havenstein	LCB 22	T. Hill
WR 11	J. Reynolds	RCB 20	J. Ramsey
WR 17	R. Woods	SS 32	J. Fuller
QB 16	J. Goff	S 33	N. Scott
RB 23	C. Akers	FS 43	J. Johnson III

Green Bay Packers Starters

OFFENSE		DEFENSE	
WR 17	D. Adams	DE 94	D. Lowry
LT 77	B. Turner	NT 97	K. Clark
LG 74	E. Jenkins	DE 95	T. Lancaster
C 63	C. Linsley	OLB 91	P. Smith
RG 62	L. Patrick	ILB 51	K. Barnes
RT 71	R. Wagner	OLB 55	Z. Smith
TE 89	M. Lewis	CB 23	J. Alexander
WR 83	M. Valdes-Scantling	CB 20	K. King
WR 13	A. Lazard	CB 39	C. Sullivan
QB 12	A. Rodgers	S 31	A. Amos
RB 33	A. Jones	S 26	D. Savage

Scoring Drives

TEAM	QTR	TIME	SCORING PLAY	LAR	GB
Packers	1	08:39	M. Crosby 24 yd. field goal (12-63, 4:46)	0	3
Rams	1	04:36	M. Gay 37 yd. field goal (8-62, 4:03)	3	3
Packers	2	11:37	D. Adams 1 yd. pass from A. Rodgers (M. Crosby kick) (14-84, 7:59)	3	10
Packers	2	03:29	A. Rodgers 1 yd. run (pass failed) (9-47, 5:46)	3	16
Rams	2	00:29	V. Jefferson 4 yd. pass from J. Goff (M. Gay kick) (9-75, 3:00)	10	16
Packers	2	00:00	M. Crosby 39 yd. field goal (5-54, 0:29)	10	19
Rams	3	12:10	A. Jones 1 yd. run (pass failed) (6-75, 2:50)	10	25
Rams	3	01:41	C. Akers 7 yd. run (J. Goff-C. Akers pass) (11-79, 5:45)	18	25
Packers	4	06:52	A. Lazard 58 yd. pass from A. Rodgers (M. Crosby kick) (5-73, 2:54)	18	32

Los Angeles Rams

PASSING	ATT	CP	YDS	SK/YD	TD	LG	INT	RTG
Jared Goff	27	21	174	4/26	1	28	0	105.9
TOTAL	27	21	174	4/26	1	28	0	105.9

RUSHING	ATT	YDS	AVG	LG	TD
Cam Akers	18	90	5.0	13	1
Jared Goff	1	6	6.0	6	0
TOTAL	19	96	5.1	13	1

RECEIVING	NO	YDS	AVG	LG	TD
Robert Woods	8	48	6.0	19	0
Van Jefferson	6	46	7.7	16	1
Josh Reynolds	3	65	21.7	28	0
Tyler Higbee	2	5	2.5	4	0
Cam Akers	1	6	6.0	6	0
Malcolm Brown	1	4	4.0	4	0
TOTAL	21	174	8.3	28	1

TOP DEFENSE	TOT	SOLO	AST	SCK	YDS	INT
Troy Reeder	13	3	10	0.0	0.0	0
John Johnson III	9	8	1	0.0	0.0	0
Michael Brockers	8	4	4	0.0	0.0	0

FIELD GOALS	FGM/FGA	PERCENT	RESULTS
Matt Gay	1-1	100.0	3/7G
TOTAL	1-1	100.0	

Green Bay Packers

PASSING	ATT	CP	YDS	SK/YD	TD	LG	INT	RTG
Aaron Rodgers	36	23	296	0/0	2	58t	0	108.1
TOTAL	36	23	296	0/0	2	58t	0	108.1

RUSHING	ATT	YDS	AVG	LG	TD
Aaron Jones	14	99	7.1	60	1
Jamaal Williams	12	65	5.4	11	0
AJ Dillon	6	27	4.5	9	0
Aaron Rodgers	4	-3	-0.8	1t	1
TOTAL	36	188	5.2	60	2

RECEIVING	NO	YDS	AVG	LG	TD
Davante Adams	9	66	7.3	21	1
Allen Lazard	4	96	24.0	58t	1
Robert Tonyan	4	60	15.0	33	0
Marquez Valdes-Scantling	4	33	8.3	12	0
Equanimeous St. Brown	1	27	27.0	27	0
Aaron Jones	1	14	14.0	14	0
TOTAL	23	296	12.9	58t	2

TOP DEFENSE	TOT	SOLO	AST	SCK	YDS	INT
Krys Barnes	10	7	3	0.0	0.0	0
Chandon Sullivan	8	6	2	0.0	0.0	0
Kevin King	8	5	3	0.0	0.0	0

FIELD GOALS	FGM/FGA	PERCENT	RESULTS
Mason Crosby	2-2	100.0	24G, 39G
TOTAL	2-2	100.0	

Team Statistics

First Downs	17
3rd-Down Eff. (Made/Att/Pct)	2/8/25%
4th-Down Eff. (Made/Att/Pct)	0/1/0%
Total Net Yards	244
Total Plays	50
Yards Per Play	4.9
Rushes/Net Yards	19/96
Net Passing	148
Pass Attempts/Completions	27/21
Had Intercepted	0
Sacked/Yards Lost	4/26
Punts/Average	4/50.5
Penalties/Yards	3/35
Fumbles/Lost	0/0
Possession Time	23:48

Rams Packers

First Downs	17	28
3rd-Down Eff. (Made/Att/Pct)	2/8/25%	8/12/67%
4th-Down Eff. (Made/Att/Pct)	0/1/0%	0/0/0%
Total Net Yards	244	484
Total Plays	50	72
Yards Per Play	4.9	6.7
Rushes/Net Yards	19/96	36/188
Net Passing	148	296
Pass Attempts/Completions	27/21	36/23
Had Intercepted	0	0
Sacked/Yards Lost	4/26	0/0
Punts/Average	4/50.5	2/39.0
Penalties/Yards	3/35	3/22
Fumbles/Lost	0/0	1/0
Possession Time	23:48	36:12

Lambeau Field, Sunday, Jan. 24, 2021. Attendance: 7,772. Time: 3:14. Weather: 29° F, Humidity: 75 percent, Wind: W 10 mph.

GREEN BAY, Wis. (AP) — Tom Brady will become the first quarterback to play a Super Bowl on his team's home field. He owes the Tampa Bay defense that sacked Aaron Rodgers five times as Brady and the Bucs beat top-seeded Green Bay, 31-26, for the NFC title Sunday. The Bucs (14-5) will face the Kansas City Chiefs (16-2) at Tampa's Raymond James Stadium on Feb. 7. No, a host team in the Super Bowl has never happened in 54 previous games. Brady went 20 of 36 for 286 yards and three touchdowns, but also threw three interceptions as Tampa Bay squandered most of an 18-point lead. Shaquill Barrett and Jason Pierre-Paul combined for five sacks to help the Bucs hang on for their franchise-record eighth consecutive road victory. The Bucs snapped Green Bay's seven-game winning streak. After three straight incompletions had the Packers facing fourth-and-goal from the 8, the Packers elected to kick a field goal to get within five. Tampa Bay then ran out the clock on the Packers (14-4). Rodgers went 33 of 48 for 346 yards with three touchdowns and one interception, but fell to 1-4 in conference championship games as a starting quarterback. The Packers had the NFL's best red-zone offense this season, but they twice settled for field goals after having a first-and-goal Sunday.

Tampa Bay Buccaneers Starters

OFFENSE		DEFENSE	
WR 13	M. Evans	DL 93	N. Suh
TE 87	R. Gronkowski	NT 56	R. Nuñez-Roches
LT 76	D. Smith	OLB 90	J. Pierre-Paul
LG 74	A. Marpet	ILB 45	D. White
C 66	R. Jensen	ILB 54	L. David
RG 64	A. Stinnie	OLB 58	S. Barrett
RT 78	T. Wirfs	CB 24	C. Davis III
WR 10	S. Miller	CB 35	J. Dean
WR 14	C. Godwin	CB 23	S. Murphy-Bunting
QB 12	T. Brady	S 33	J. Whitehead
RB 28	L. Fournette	S 32	M. Edwards

Green Bay Packers Starters

OFFENSE		DEFENSE	
WR 17	D. Adams	DE 94	D. Lowry
LT 77	B. Turner	NT 97	K. Clark
LG 74	E. Jenkins	OLB 91	P. Smith
C 63	C. Linsley	ILB 51	K. Barnes
RG 62	L. Patrick	ILB 58	C. Kirksey
RT 71	R. Wagner	OLB 55	Z. Smith
TE 89	M. Lewis	CB 23	J. Alexander
WR 83	M. Valdes-Scantling	CB 20	K. King
QB 12	A. Rodgers	CB 39	C. Sullivan
RB 33	A. Jones	S 31	A. Amos
RB 30	J. Williams	S 26	D. Savage

Scoring Drives

TEAM	QTR	TIME	SCORING PLAY	TB	GB
Buccaneers	1	10:59	M. Evans 15 yd. pass from T. Brady (R. Succop kick) (9-66, 4:01)	7	0
Packers	2	14:07	M. Valdes-Scantling 50 yd. pass from A. Rodgers (M. Crosby kick) (7-90, 3:42)	7	7
Buccaneers	2	12:24	L. Fournette 20 yd. run (R. Succop kick) (4-73, 1:43)	14	7
Packers	2	04:59	M. Crosby 24 yd. Field Goal (15-69, 7:25)	14	10
Buccaneers	2	00:01	S. Miller 39 yd. pass from T. Brady (R. Succop kick) (5-51, 0:27)	21	10
Buccaneers	3	13:54	C. Brate 8 yd. pass from T. Brady (R. Succop kick) (1-8, 0:04)	28	10
Packers	3	09:28	R. Tonyan 8 yd. pass from A. Rodgers (M. Crosby kick) (8-75, 4:26)	28	17
Packers	3	00:24	D. Adams 2 yd. pass from A. Rodgers (pass failed) (13-68, 7:30)	28	23
Buccaneers	4	04:42	R. Succop 46 yd. Field Goal (8-44, 3:28)	31	23
Packers	4	02:05	M. Crosby 26 yd. Field Goal (9-58, 2:37)	31	26

Tampa Bay Buccaneers

PASSING	ATT	CP	YDS	SK	YD	LG	INT	RTG
Tom Brady	36	20	280	1/5	3	52	3	73.8
TOTAL	36	20	280	1/5	3	52	3	73.8

RUSHING	ATT	YDS	AVG	LG	TD
Leonard Fournette	12	55	4.6	20t	1
Ronald Jones II	10	16	1.6	4	0
Chris Godwin	1	6	6.0	6	0
Tom Brady	1	-1	-1.0	-1	0
TOTAL	24	76	3.2	20t	1

RECEIVING	NO	YDS	AVG	LG	TD
Chris Godwin	5	110	22.0	52	0
Leonard Fournette	5	19	3.8	7	0
Mike Evans	3	51	17.0	27	1
Cameron Brate	3	19	6.3	8t	1
Scotty Miller	2	36	18.0	39t	1
Rob Gronkowski	1	29	29.0	29	0
Tyler Johnson	1	16	16.0	16	0
TOTAL	20	280	14.0	52	3

TOP DEFENSE	TOT	SOLO	AST	SCK	YDS	INT
Devin White	15	9	6	0.0	0.0	0
Carlton Davis III	7	4	3	0.0	0.0	0
Sean Murphy-Bunting	6	6	0	0.0	0.0	1

FIELD GOALS	FGM/FGA	PERCENT	RESULTS
Ryan Succop	1-1	100.0	46G
TOTAL	1-1	100.0	

Green Bay Packers

PASSING	ATT	CP	YDS	SK	YD	LG	INT	RTG
Aaron Rodgers	48	33	346	5/32	3	50t	1	101.6
TOTAL	48	33	346	5/32	3	50t	1	101.6

RUSHING	ATT	YDS	AVG	LG	TD
Aaron Jones	6	27	4.5	12	0
Jamaal Williams	7	23	3.3	12	0
AJ Dillon	3	17	5.7	9	0
TOTAL	16	67	4.2	12	0

RECEIVING	NO	YDS	AVG	LG	TD
Davante Adams	9	67	7.4	15	1
Marquez Valdes-Scantling	4	115	28.8	50t	1
Jamaal Williams	4	22	5.5	11	0
Robert Tonyan	4	22	5.5	8t	1
Aaron Jones	4	7	1.8	5	0
Allen Lazard	3	62	20.7	23	0
Marcedes Lewis	3	28	9.3	14	0
AJ Dillon	1	13	13.0	13	0
Equanimeous St. Brown	1	10	10.0	10	0
TOTAL	33	346	10.5	50t	3

TOP DEFENSE	TOT	SOLO	AST	SCK	YDS	INT
Kenny Clark	8	5	3	1.0	5.0	0
Dean Lowry	5	2	3	0.0	0.0	0
Chandon Sullivan	4	3	1	0.0	0.0	0

FIELD GOALS	FGM/FGA	PERCENT	RESULTS
Mason Crosby	2-2	100.0	24G, 26G
TOTAL	2-2	100.0	

Team Statistics

First Downs	19
3rd-Down Eff. (Made/Att/Pct)	9/14/64%
4th-Down Eff. (Made/Att/Pct)	1/1/100%
Total Net Yards	351
Total Plays	61
Yards Per Play	5.8
Rushes/Net Yards	24/76
Net Passing	275
Pass Attempts/Completions	36/20
Had Intercepted	3
Sacked/Yards Lost	1/5
Punts/Average	2/40.0
Penalties/Yards	2/8
Fumbles/Lost	0/0
Possession Time	25:23

Buccaneers Packers

First Downs	23
3rd-Down Eff. (Made/Att/Pct)	8/14/57%
4th-Down Eff. (Made/Att/Pct)	0/0/0%
Total Net Yards	381
Total Plays	69
Yards Per Play	5.5
Rushes/Net Yards	16/67
Net Passing	314
Pass Attempts/Completions	48/33
Had Intercepted	1
Sacked/Yards Lost	5/32
Punts/Average	3/48.0
Penalties/Yards	4/30
Fumbles/Lost	2/1
Possession Time	34:37

TRANSACTIONS

7/1/20	Signed RB AJ Dillon and QB Jordan Love.	10/12	Signed TE Dominique Dafney to the practice squad.	12/9	Placed RB Tyler Ervin, S Raven Greene and DL Billy Winn on injured reserve; Activated G Simon Stepaniak from reserve/non-football injury.
7/9	Signed LB Kamal Martin.	10/13	Placed TE Josiah Deguara on injured reserve; Placed C Jake Hanson on injured reserve - practice squad; Signed WR Kalija Lipscomb to the practice squad.	12/10	Activated RB AJ Dillon from reserve/COVID-19.
7/10	Signed TE Josiah Deguara.	10/17	Activated WR Equanimeous St. Brown from injured reserve - designated for return.	12/12	Signed TE Dominique Dafney to the active roster from the practice squad; Signed TE Isaac Nauta to the practice squad; Activated RB AJ Dillon from exempt/COVID-19; Elevated G Ben Braden and WR Juwann Winfree from the practice squad to the active roster for game day.
7/24	Released DL Gerald Willis.	10/20	Placed CB Parry Nickerson on injured reserve; Released WR Kalija Lipscomb from the practice squad.	12/15	Signed DL Brian Price to the practice squad; Released T Ryan Pore from the practice squad; Placed DL Delontae Scott on injured reserve - practice squad; Restored RB Dexter Williams from injured reserve - practice squad.
7/27	Placed WR Devin Funchess on reserve/opt-out.	10/21	Signed G Ben Braden to the practice squad.	12/19	Elevated G Zack Johnson from the practice squad to the active roster for game day.
7/31	Released FB Jordan Jones and G Cole Madison.	10/22	WR Robert Foster signed to the Washington Football Team's active roster.	12/22	Signed K JJ Molson to the practice squad; Released C Anthony Fabiano from the practice squad.
8/3	Released QB Jalen Morton and FB Elijah Wellman.	10/24	Signed G Ben Braden and DL Billy Winn to the active roster from the practice squad; Signed LB James Burgess to the active roster from the Atlanta Falcons' practice squad and placed on the exempt/commissioner permission list; Activated LB Kamal Martin from injured reserve; designated for return; Elevated S Henry Black and RB Dexter Williams from the practice squad to the active roster for game day.	12/26	Activated C Corey Linsley from injured reserve - designated for return; Signed P Ryan Winslow to the practice squad; Released TE Dax Raymond from the practice squad; Elevated DL Brian Price and RB Dexter Williams from the practice squad to the active roster for game day.
8/5	Claimed TE John Lovett off waivers from the Kansas City Chiefs.	10/26	Released G Ben Braden; Moved LB James Burgess to active roster from exempt/commissioner permission list.	12/31	Claimed DL Damon Harrison off waivers from the Seattle Seahawks; Released DL Anthony Rush.
8/10	Released LB Jamal Davis.	10/28	Signed G Ben Braden and CB KeiVarae Russell to the practice squad.	1/2/21	Placed T David Bakhtiari on injured reserve; Signed G Ben Braden to the active roster from the practice squad; Signed DL Anthony Rush to the practice squad; Elevated DL Brian Price from the practice squad to the active roster for game day.
8/12	Signed WR Malik Turner; Released S Frankie Griffin.	10/31	Signed WR Seth Roberts to the practice squad; Elevated S Henry Black from the practice squad to the active roster for game day.	1/8	Signed WR Chris Blair, S Innis Gaines and LB Ray Wilborn to reserve/future contract.
8/15	Signed DL Kenny Clark to contract extension; Claimed WR Travis Fulgham off waivers from the Detroit Lions; Released CB Marc-Antoine Dewar, TE James Looney and WR Darrell Stewart.	11/2	Placed RB AJ Dillon on reserve/COVID-19.	1/12	Signed T Jared Veldeher to active roster from the Indianapolis Colts' practice squad; Placed G Simon Stepaniak on injured reserve.
8/19	Released T Travis Brufry and WR Travis Fulgham.	11/3	Placed LB Kamal Martin and RB Jamaal Williams on reserve/COVID-19; Signed TE Dax Raymond to the practice squad; Released TE Naki Griffin-Stewart from the practice squad.	1/13	Placed T Jared Veldeher on reserve/COVID-19.
9/5	Released CB DaShaun Amos, LB Krys Barnes, TE Evan Baylis, WR Reggie Begelton, S Henry Black, T Cody Conway, RB Damarea Crockett, LB Tipa Galeai, C Jake Hanson, G Zack Johnson, WR Jake Kumerow, T John Lesjue, T/G Alex Light, TE John Lovett, DL Willington Previlon, LB Greg Roberts, CB Stanford Samuels, DL Delontae Scott, WR Darius Shepherd, WR Malik Turner, RB Dexter Williams, LB Tim Williams; Placed LB Curtis Bolton on reserve/physically unable to perform; Placed G Simon Stepaniak and RB Patrick Taylor on reserve/non-football injury; Waived/injured DL Treyvon Hester and CB Will Sunderland.	11/5	Elevated S Henry Black, CB Stanford Samuels and RB Dexter Williams from the practice squad to the active roster for game day as COVID-19 replacements; Elevated G Ben Braden from the practice squad to the active roster for game day.	1/15	Elevated DL Brian Price and CB KeiVarae Russell from the practice squad to the active roster for game day; Signed TE Bronson Kaufusi to reserve/future contract.
9/9	Released CB DaShaun Amos, LB Krys Barnes, TE Evan Baylis, WR Reggie Begelton, S Henry Black, RB Damarea Crockett, LB Tipa Galeai, C Jake Hanson, G Zack Johnson, T/G Alex Light, TE John Lovett, DL Willington Previlon, LB Greg Roberts, CB Stanford Samuels, DL Delontae Scott, WR Darius Shepherd; Reverted DL Treyvon Hester and CB Will Sunderland to injured reserve.	11/6	Placed LB Krys Barnes and QB Jordan Love on reserve/COVID-19.	1/17	Placed G Tramon Williams to the practice squad; Released P Ryan Winslow from the practice squad.
9/7	Signed CB Parry Nickerson; Placed CB Kabion Ento and LB Kamal Martin on injured reserve.	11/9	Activated LB Kamal Martin and RB Jamaal Williams from reserve/COVID-19.	1/23	Signed P Ryan Winslow to the practice squad; Released RB Dexter Williams from the practice squad; Elevated CB Tramon Williams from the practice squad to the active roster for game day as COVID-19 replacement; Elevated DL Brian Price and CB KeiVarae Russell from the practice squad to the active roster for game day.
9/9	Signed WR Robert Foster and LB De'Jon Harris to practice squad; Reached injury settlement with CB Will Sunderland.	11/10	Activated QB Jordan Love from reserve/COVID-19.	1/25	Signed LB Tipa Galeai, LB De'Jon Harris, G Zack Johnson, TE Isaac Nauta, DL Willington Previlon, DL Anthony Rush, CB Stanford Samuels, RB Mike Weber, RB Dexter Williams and P Ryan Winslow.
9/10	Signed DL Daylon Mack and RB Dexter Williams to practice squad; Released RB Damarea Crockett and T/G Alex Light from practice squad; Reached injury settlement with DL Treyvon Hester.	11/11	Signed RB Mike Weber to the practice squad; Placed RB Dexter Williams on injured reserve - practice squad.	3/12	Released TE John Lovett.
9/12	Signed LB Krys Barnes to the active roster from the practice squad; Elevated LB Tipa Galeai and TE John Lovett from the practice squad to the active roster for game day.	11/14	Activated LB Christian Kirksey from injured reserve; designated for return; Placed TE John Lovett on injured reserve; Elevated S Henry Black and WR Juwann Winfree from the practice squad to the active roster for game day as COVID-19 replacements; Elevated CB KeiVarae Russell and CB Stanford Samuels from the practice squad to the active roster for game day.	3/24	Signed LS Joe Fortunato.
9/16	Signed T Ryan Poye and DL Billy Winn to the practice squad; Released DL Daylon Mack from the practice squad.	11/15	Signed T David Bakhtiari to contract extension.	3/26	Signed RB Aaron Jones and CB Kevin King.
9/19	Placed WR Equanimeous St. Brown on injured reserve; Elevated TE John Lovett and DL Willington Previlon from the practice squad to the active roster for game day.	11/17	Activated WR Allen Lazard from injured reserve; designated for return.	3/30	Signed TE Marcos Lewis and DL Tyler Lancaster.
9/22	Placed G Lane Taylor on injured reserve; Released LB Greg Roberts from the practice squad.	11/21	Signed P Drew Kaser; Elevated RB Mike Weber from the practice squad to the active roster for game day.	5/14	Signed S Will Redmond.
9/23	Signed TE Naki Griffin-Stewart to the practice squad.	11/23	Released P Drew Kaser.	5/14	Signed G/T Jacob Capra, G/T Coy Cronk, G/T Jon Dietzen, WR Bailey Gathier, DL Jack Heflin, RB Kylin Hill, CB Shemar Jean-Charles, LB Carlo Kemp, LB Isaiah McDuffie, C/G Jon Myers, T/G Royce Newman, DL T.J. Slaton, S Christian Uphoff and T/G Cole Van Lanen.
9/26	Signed TE John Lovett and WR Darius Shepherd to the active roster from the practice squad; Elevated DL Billy Winn from the practice squad to the active roster for game day.	11/25	Placed DL Montravius Adams and LB James Burgess on injured reserve.	5/15	Signed QB Kurt Benkert.
9/30	Signed WR Caleb Scott to the practice squad.	11/28	Elevated LB De'Jon Harris and RB Mike Weber from the practice squad to the active roster for game day as COVID-19 replacements.	5/24	Signed QB Blake Botts; Released CB KeiVarae Russell.
10/1	Signed WR Juwann Winfree to the practice squad.	11/30	Claimed DL Anthony Rush off waivers from the Chicago Bears.	5/26	Signed WR DeAndre Thompkins.
10/3	Placed LB Christian Kirksey and WR Allen Lazard on injured reserve.	12/1	Signed WR Tavon Austin; Released WR Darius Shepherd.	6/2	Signed CB Eric Stokes.
10/5	Signed WR Reggie Begelton to the active roster from the practice squad; Elevated LB De'Jon Harris and DL Billy Winn from the practice squad to the active roster for game day.	12/2	Activated LB Krys Barnes from reserve/COVID-19.		
10/6	Released WR Reggie Begelton; Released LB Curtis Bolton from reserve/physically unable to perform; Released WR Caleb Scott from the practice squad.	12/5	Placed C Corey Linsley on injured reserve; Elevated G Ben Braden from the practice squad to the active roster for game day as COVID-19 replacement; Elevated TE Dominique Dafney from the practice squad to the active roster for game day.		
10/8	Released WR Reggie Begelton to the practice squad.	12/8	Signed S Henry Black to the active roster from the practice squad; Signed C Anthony Fabiano to the practice squad.		

2020 NFL STANDINGS

AMERICAN FOOTBALL CONFERENCE

AFC East	W	L	T	Pct.	PF	PA	Home	Road	AFC	NFC	DIV
y-Buffalo Bills	13	3	0	.813	501	375	7-1	6-2	10-2	3-1	6-0
Miami Dolphins	10	6	0	.625	404	338	5-3	5-3	7-5	3-1	3-3
New England Patriots	7	9	0	.438	326	353	5-3	2-6	6-6	1-3	3-3
New York Jets	2	14	0	.125	243	457	1-7	1-7	1-11	1-3	0-6
AFC North	W	L	T	Pct.	PF	PA	Home	Road	AFC	NFC	DIV
y-Pittsburgh Steelers	12	4	0	.750	416	312	7-1	5-3	9-3	3-1	4-2
x-Baltimore Ravens	11	5	0	.688	468	303	5-3	6-2	7-5	4-0	4-2
x-Cleveland Browns	11	5	0	.688	408	419	6-2	5-3	7-5	4-0	3-3
Cincinnati Bengals	4	11	1	.281	311	424	3-5	1-6-1	4-8	0-3-1	1-5
AFC South	W	L	T	Pct.	PF	PA	Home	Road	AFC	NFC	DIV
y-Tennessee Titans	11	5	0	.688	491	439	5-3	6-2	8-4	3-1	5-1
x-Indianapolis Colts	11	5	0	.688	451	362	6-2	5-3	7-5	4-0	4-2
Houston Texans	4	12	0	.250	384	464	2-6	2-6	3-9	1-3	2-4
Jacksonville Jaguars	1	15	0	.063	306	492	1-7	0-8	1-11	0-4	1-5
AFC West	W	L	T	Pct.	PF	PA	Home	Road	AFC	NFC	DIV
*yz-Kansas City Chiefs	14	2	0	.875	473	362	6-2	8-0	10-2	4-0	4-2
Las Vegas Raiders	8	8	0	.500	434	478	2-6	6-2	6-6	2-2	4-2
Los Angeles Chargers	7	9	0	.438	384	426	4-4	3-5	6-6	1-3	3-3
Denver Broncos	5	11	0	.313	323	446	2-6	3-5	4-8	1-3	1-5

NATIONAL FOOTBALL CONFERENCE

NFC East	W	L	T	Pct.	PF	PA	Home	Road	NFC	AFC	DIV
y-Washington Football Team	7	9	0	.438	335	329	3-5	4-4	5-7	2-2	4-2
New York Giants	6	10	0	.375	280	357	3-5	3-5	5-7	1-3	4-2
Dallas Cowboys	6	10	0	.375	395	473	4-4	2-6	5-7	1-3	2-4
Philadelphia Eagles	4	11	1	.281	334	418	3-4-1	1-7	4-8	0-3-1	2-4
NFC North	W	L	T	Pct.	PF	PA	Home	Road	NFC	AFC	DIV
*yz-Green Bay Packers	13	3	0	.813	509	369	7-1	6-2	10-2	3-1	5-1
x-Chicago Bears	8	8	0	.500	372	370	3-5	5-3	6-6	2-2	2-4
Minnesota Vikings	7	9	0	.438	430	475	3-5	4-4	5-7	2-2	4-2
Detroit Lions	5	11	0	.313	377	519	1-7	4-4	4-8	1-3	1-5
NFC South	W	L	T	Pct.	PF	PA	Home	Road	NFC	AFC	DIV
y-New Orleans Saints	12	4	0	.750	482	337	6-2	6-2	10-2	2-2	6-0
x-Tampa Bay Buccaneers	11	5	0	.688	492	355	5-3	6-2	8-4	3-1	4-2
Carolina Panthers	5	11	0	.313	350	402	2-6	3-5	4-8	1-3	1-5
Atlanta Falcons	4	12	0	.250	396	414	2-6	2-6	2-10	2-2	1-5
NFC West	W	L	T	Pct.	PF	PA	Home	Road	NFC	AFC	DIV
y-Seattle Seahawks	12	4	0	.750	459	371	7-1	5-3	9-3	3-1	4-2
x-Los Angeles Rams	10	6	0	.625	372	296	6-2	4-4	9-3	1-3	3-3
Arizona Cardinals	8	8	0	.500	410	367	4-4	4-4	6-6	2-2	2-4
San Francisco 49ers	6	10	0	.375	376	390	1-7	5-3	4-8	2-2	3-3

x - clinched playoff berth

y - clinched division title

z - clinched first-round bye

* - clinched home-field advantage

2020 NATIONAL FOOTBALL LEAGUE PLAYOFFS

AFC

Wild Card Playoffs

BUFFALO 27, Indianapolis 24
 Baltimore 20, TENNESSEE 13
 Cleveland 48, PITTSBURGH 37

Divisional Playoffs

BUFFALO 17, Baltimore 3
 KANSAS CITY 22, Cleveland 17

NFC

Wild Card Playoffs

L.A. Rams 30, SEATTLE 20
 Tampa Bay 31, WASHINGTON 23
 NEW ORLEANS 21, Chicago 9

Divisional Playoffs

GREEN BAY 32, L.A. Rams 18
 Tampa Bay 30, NEW ORLEANS 20

Conference Championship

KANSAS CITY 38, Buffalo 24

Conference Championship

Tampa Bay 31, GREEN BAY 26

Super Bowl LV

Tampa Bay 31, Kansas City 9
 at Raymond James Stadium; Tampa, Fla.

Home playoff teams in CAPS

RECORDS & HISTORY



Regular-Season Games Only

SERVICE

Most Seasons, Head Coach

- 31 Earl L. "Curly" Lambeau, 1919-49
 13 Mike McCarthy, 2006-18
 9 Vince Lombardi, 1959-67
 Bart Starr, 1975-83
 7 Mike Holmgren, 1992-98

Most Seasons, Active Player

- 16 Bart Starr, 1956-71
 Brett Favre, 1992-2007
 Aaron Rodgers, 2005-20
 15 Ray Nitschke, 1958-72
 14 Forrest Gregg, 1956, 1958-70
 Donald Driver, 1999-2012
 Mason Crosby, 2007-20
 13 Charles "Buckets" Goldenberg, 1933-45
 Dave Hanner, 1952-64

Most Games Played

- 255 Brett Favre, 1992-2007 (16 seasons)
 224 Mason Crosby, 2007-20 (14 seasons)
 205 Donald Driver, 1999-2012 (14 seasons)
 197 Aaron Rodgers, 2005-20 (16 seasons)
 196 Bart Starr, 1956-71 (16 seasons)
 190 Ray Nitschke, 1958-72 (15 seasons)
 188 William Henderson, 1995-2006 (12 seasons)
 187 Forrest Gregg, 1956, 1958-70 (14 seasons)
 181 LeRoy Butler, 1990-2001 (12 seasons)
 167 Ed West, 1984-94 (11 seasons)
 Rob Davis, 1997-2007 (11 seasons)
 166 Willie Wood, 1960-71 (12 seasons)
 165 Chad Clifton, 2000-11 (12 seasons)
 164 Robert Brown, 1982-92 (11 seasons)
 162 Larry McCarren, 1973-84 (12 seasons)
 Ron Hallstrom, 1982-92 (11 seasons)

Most Consecutive Games Played

- 255 Brett Favre, 1992-2007
 224 Mason Crosby, 2007-20
 187 Forrest Gregg, 1956, 1958-70
 167 Rob Davis, 1997-2007
 166 Willie Wood, 1960-71
 162 Larry McCarren, 1973-84
 150 Boyd Dowler, 1959-69
 144 Ryan Longwell, 1997-2005
 140 Fred Carr, 1968-77
 138 Bill Forester, 1953-63
 Willie Davis, 1960-69
 136 James Lofton, 1978-86
 126 Jim Ringo, 1954-63
 121 Larry Craig, 1939-49

SCORING

Most Seasons Leading League

- *5 Don Hutson, 1940-44
 3 Paul Hornung, 1959-61
 2 Chester Marcol, 1972, 1974

Most Consecutive Seasons Leading League

- *5 Don Hutson, 1940-44
 3 Paul Hornung, 1959-61

ALL-TIME TWO-POINT CONVERSIONS (38)

Conversion	Play	Date, Opp.
J. Williams	Run	Nov. 1, 2020, vs. Min.
J. Williams	Run	Sept. 20, 2020, vs. Det.
G.Allison	Rec. from A.Rodgers	Dec. 23, 2019, at Min.
D.Adams	Rec. from A.Rodgers	Nov. 24, 2019, at SF
A.Rodgers	Run	Nov. 3, 2019, at LAC
A.Rodgers	Run	Dec. 23, 2018, at NYJ
D.Adams	Rec. from A.Rodgers	Dec. 16, 2018, at ChiB
J. Williams	Rec. from A.Rodgers	Oct. 7, 2018, at Det.
R.Cobb	Rec. from B.Hundley	Dec. 31, 2017, at Det.
D.Adams	Rec. from A.Rodgers	Jan. 1, 2017, at Det.
A.Rodgers	Run	Oct. 30, 2016, at Atl.
J.Jones	Rec. from A.Rodgers	Dec. 27, 2015, at Ari.
J.Jones	Rec. from A.Rodgers	Nov. 22, 2015, at Min.
D.Adams	Rec. from A.Rodgers	Nov. 8, 2015, at Car.
R.Rodgers	Rec. from A.Rodgers	Sept. 20, 2015, vs. Sea.
R.Cobb	Rec. from A.Rodgers	Sept. 14, 2014, vs. NYJ
J.Nelson	Rec. from A.Rodgers	Sept. 9, 2012, vs. SF
B.Jackson	Rec. from A.Rodgers	Dec. 20, 2009, at Pit.
G.Jennings	Rec. from A.Rodgers	Dec. 13, 2009, at ChiB

Since 1994, when the NFL implemented the two-point conversion, the Packers are 38 for 69 (.551); opponents are 45 for 94 (.479).

Most Consecutive Seasons Leading Team

- 12 Mason Crosby, 2007-18
 9 Ryan Longwell, 1997-2005
 7 Don Hutson, 1939-45
 5 Verne Lewellen, 1926-30
 Fred Cone, 1953-57
 Chris Jacke, 1989-93
- 4 Ted Fritsch, 1946-49
 Paul Hornung, 1958-61
 3 Don Chandler, 1965-67
 Chester Marcol, 1972-74
 Jan Stenerud, 1981-83
 Al Del Greco, 1984-86

Most Points, Career

- 1,682 Mason Crosby, 2007-20 (14 seasons; 647 PAT, 345 FG)
 1,054 Ryan Longwell, 1997-2005 (9 seasons; 376 PAT, 226 FG)
 823 Don Hutson, 1935-45 (11 seasons; 105 TD, 172 PAT, 7 FG)
 820 Chris Jacke, 1989-96 (8 seasons; 301 PAT, 173 FG)
 760 Paul Hornung, 1957-62, 1964-66 (9 seasons; 62 TD, 190 PAT, 66 FG)

Most Points, Season

- 176 Paul Hornung, 1960 (15 TD, 41 PAT, 15 FG)
 146 Paul Hornung, 1961 (10 TD, 41 PAT, 15 FG)
 141 Mason Crosby, 2007 (48 PAT, 31 FG)
 Mason Crosby, 2013 (42 PAT, 33 FG)
 140 Mason Crosby, 2011 (68 PAT, 24 FG)

Most Points, No Touchdowns, Season

- 141 Mason Crosby, 2007
 Mason Crosby, 2013
 140 Mason Crosby, 2011
 134 Mason Crosby, 2014
 131 Ryan Longwell, 2000
 129 Mason Crosby, 2009
 128 Chester Marcol, 1972
 Chris Jacke, 1993
 Ryan Longwell, 1998, 2002
 127 Mason Crosby, 2008
 124 Mason Crosby, 2018
 122 Mason Crosby, 2016
 120 Ryan Longwell, 1997, 2003, 2004
 115 Jan Stenerud, 1983

Most Seasons, 100 or More Points

- 13 Mason Crosby, 2007-16, 2018-20
 8 Ryan Longwell, 1997-2004
 3 Paul Hornung, 1960-61, 1964
 Chris Jacke, 1989, 1993, 1996
 2 Don Hutson, 1942-43
 Jan Stenerud, 1981, 1983
 1 Ted Fritsch, 1946
 Jim Taylor, 1962
 Chester Marcol, 1972
 Sterling Sharpe, 1994
 Ahman Green, 2003
 Dave Rayner, 2006
 Aaron Jones, 2019
 Davante Adams, 2020

Most Consecutive Seasons, 100 or More Points

- 10 Mason Crosby, 2007-16
 8 Ryan Longwell, 1997-2004
 3 Mason Crosby, 2018-20
 2 Don Hutson, 1942-43
 Paul Hornung, 1960-61

Most Points, Rookie, Season

- 141 Mason Crosby, 2007 108 Chris Jacke, 1989
 128 Chester Marcol, 1972 78 Billy Howton, 1952
 120 Ryan Longwell, 1997 66 Eddie Lacy, 2013

* — holds or shares NFL record



Gregg



Marcol



Longwell

Most Points, Game

- 33 Paul Hornung, vs. BalC, Oct. 8, 1961
(4 touchdowns, 6 extra points, 1 field goal)
- 31 Don Hutson, vs. Det., Oct. 7, 1945
(4 touchdowns, 7 extra points)
- 30 Paul Hornung, at BalC, Dec. 12, 1965
(5 touchdowns)
- 28 Paul Hornung, vs. Min., Sept. 16, 1962
(3 touchdowns, 4 extra points, 2 field goals)

Most Points, Quarter

- *29 Don Hutson, vs. Det., Oct. 7, 1945
(second quarter; 4 TD, 5 PAT)

Most Consecutive Games Scoring

- 144 Ryan Longwell (Week 1, 1997 - Week 17, 2005)
- 142 Mason Crosby (Week 1, 2007 - Week 15, 2015)
- 45 Jan Stenerud (4 in 1980, 16 in '81, 9 in '82, 16 in '83)
- 42 Don Chandler, 1965-67 (14 in 1965, 14 in '66, 14 in '67)
- Chris Jacke, 1991-94 (9 in 1991, 16 in '92, 16 in '93, 1 in '94)
- 41 Al Del Greco, 1984-86 (9 in 1984, 16 in '85, 16 in '86)
- 40 Don Hutson, 1940-44 (2 in 1940, 11 in '41, 11 in '42, 10 in '43, 6 in '44)

OVERALL TOUCHDOWNS

Most Seasons Leading League

- *8 Don Hutson, 1935-38, 1941-44

Most Consecutive Seasons Leading League

- *4 Don Hutson, 1935-38
Don Hutson, 1941-44

Most Seasons Leading Team

- 11 Don Hutson, 1935-45
- 5 Verne Lewellen, 1926-30
- Jim Taylor, 1959, 1961-64
- Sterling Sharpe, 1989-90, 1992-94
- 4 Ahman Green, 2000-03
- 3 Billy Howton, 1952, 1956-57
- Donny Anderson, 1967, 1970-71
- Barty Smith, 1976-77, 1979
- Paul Coffman, 1979, 1983-84
- Dorsey Levens, 1996-97, 1999
- Greg Jennings, 2007-08, 2010
- Davante Adams, 2017-18, 2020

Most Consecutive Seasons Leading Team

- 11 Don Hutson, 1935-45
- 5 Verne Lewellen, 1926-30
- 4 Jim Taylor, 1961-64
- Ahman Green, 2000-03
- 3 Sterling Sharpe, 1992-94

Most Touchdowns, Career

- 105 Don Hutson, 1935-45 (11 seasons)
- 91 Jim Taylor, 1958-66 (9 seasons)
- 69 Jordy Nelson, 2008-14, 2016-17 (9 seasons)
- 68 Ahman Green, 2000-06, 2009 (8 seasons)
- 66 Sterling Sharpe, 1988-94 (7 seasons)

Most Touchdowns, Season

- 20 Ahman Green, 2003 18 Sterling Sharpe, 1994
- 19 Jim Taylor, 1962 Davante Adams, 2020
- Aaron Jones, 2019 17 Don Hutson, 1942

Most Touchdowns, Rookie, Season

- 13 Billy Howton, 1952
- 11 Eddie Lacy, 2013
- 9 Max McGee, 1954
- 8 Gerry Ellis, 1980
- 7 Don Hutson, 1935
- Dave Hampton, 1969
- Samkon Gado, 2005

Most Touchdowns, Game

- 5 Paul Hornung, at BalC, Dec. 12, 1965
- 4 Don Hutson, vs. Det., Oct. 7, 1945
- Paul Hornung, vs. BalC, Oct. 8, 1961
- Jim Taylor, at CleB, Oct. 15, 1961
- Jim Taylor, at ChiB, Nov. 4, 1962
- Jim Taylor, at Phi., Nov. 11, 1962
- Donny Anderson, vs. CleB, Nov. 12, 1967
- Terdell Middleton, vs. Sea., Oct. 15, 1978
- Sterling Sharpe, at TB, Oct. 24, 1993
- Sterling Sharpe, at DalC, Nov. 24, 1994
- Dorsey Levens, vs. Ari., Jan. 2, 2000
- Aaron Jones, at DalC, Oct. 6, 2019



Hornung

Most Consecutive Games Scoring Touchdown

- 8 Davante Adams, 2020 5 Don Hutson, 1942
- 7 Don Hutson, 1941-42 Chuck Sample, 1942
- Don Hutson, 1943-44 Billy Howton, 1952
- Paul Hornung, 1960 Fred Cone, 1953
- Ahman Green, 2003 Tobin Rote, 1956
- 6 Clarke Hinkle, 1937 Jim Taylor, 1961
- Billy Howton, 1956 Jim Taylor, 1964
- Terdell Middleton, 1978 Carroll Dale, 1967-68
- Brent Fullwood, 1988 Dave Hampton, 1969
- Sterling Sharpe, 1994 Antonio Freeman, 1998-99
- Ahman Green, 2000-01 Ahman Green, 2003-04
- Ryan Grant, 2007 Greg Jennings, 2007
- Randall Cobb, 2014 Davante Adams, 2017-18
- Aaron Jones, 2018
- Robert Tonyan, 2020

POINTS AFTER TOUCHDOWN

Most Seasons Leading League

- 3 Don Hutson, 1941-42, 1945

Most Seasons Leading Team

- 14 Mason Crosby, 2007-20
- 9 Ryan Longwell, 1997-2005
- 8 Chris Jacke, 1989-96
- 7 Fred Cone, 1951-57
- Chester Marcol, 1972-74, 1976-79

Most Consecutive Seasons Leading Team

- 14 Mason Crosby, 2007-20
- 9 Ryan Longwell, 1997-2005
- 8 Chris Jacke, 1989-96
- 7 Fred Cone, 1951-57
- 6 Don Hutson, 1940-45

Most (Kicking) PAT Attempted, Career

- 663 Mason Crosby, 2007-20
- 380 Ryan Longwell, 1997-2005
- 306 Chris Jacke, 1989-96
- 215 Fred Cone, 1951-57
- 194 Paul Hornung, 1957-62, 1964-66

Most (Kicking) PAT Attempted, Season

- 69 Mason Crosby, 2011
- 63 Mason Crosby, 2020
- 55 Mason Crosby, 2014
- 53 Chris Jacke, 1996
- 52 Jan Stenerud, 1983

Most (Kicking) PAT Attempted, Game

- 8 Don Hutson, vs. Det., Oct. 7, 1945
- Don Chandler, vs. Atl., Oct. 23, 1966
- 7 Don Hutson, vs. ChiC, Nov. 1, 1942
- Paul Hornung, at CleB, Oct. 15, 1961
- Paul Hornung, vs. ChiB, Sept. 30, 1962
- Jerry Kramer, at Phi., Nov. 11, 1962
- Don Chandler, vs. CleB, Nov. 12, 1967
- Jan Stenerud, vs. TB, Oct. 2, 1983
- Ryan Longwell, vs. Ari., Jan. 2, 2000
- Ryan Longwell, vs. NO, Oct. 9, 2005
- Mason Crosby, vs. Den., Oct. 2, 2011
- Mason Crosby, vs. TenT, Dec. 23, 2012
- Mason Crosby, vs. ChiB, Nov. 9, 2014



Jacke

Most (One-Point) Points After Touchdown, Career

- 647 Mason Crosby, 2007-20
- 376 Ryan Longwell, 1997-2005
- 301 Chris Jacke, 1989-96
- 200 Fred Cone, 1951-57
- 190 Paul Hornung, 1957-62, 1964-66

Most (One-Point) Points After Touchdown, Season

- 68 Mason Crosby, 2011 (69 attempts)
- 59 Mason Crosby, 2020 (63 attempts)
- 53 Mason Crosby, 2014 (55 attempts)
- 52 Jan Stenerud, 1983 (52 attempts)
- 51 Chris Jacke, 1996 (53 attempts)
- Ryan Longwell, 2003 (51 attempts)

Most (One-Point) Points After Touchdown, Game

- 8 Don Chandler, vs. Atl., Oct. 23, 1966
- 7 Don Hutson, vs. Det., Oct. 7, 1945
- Paul Hornung, at CleB, Oct. 15, 1961
- Paul Hornung, vs. ChiB, Sept. 30, 1962
- Jerry Kramer, at Phi., Nov. 11, 1962
- Don Chandler, vs. CleB, Nov. 12, 1967
- Jan Stenerud, vs. TB, Oct. 2, 1983
- Ryan Longwell, vs. Ari., Jan. 2, 2000
- Ryan Longwell, vs. NO, Oct. 9, 2005
- Mason Crosby, vs. Den., Oct. 2, 2011
- Mason Crosby, vs. TenT, Dec. 23, 2012
- Mason Crosby, vs. ChiB, Nov. 9, 2014

* — holds or shares NFL record

Most Consecutive (Kicking) Points After Touchdown

156 Ryan Longwell, 2001-05	104 Ryan Longwell, 1999-2001
134 Chris Jacke, 1990-94	100 Mason Crosby, 2007-09
105 Mason Crosby, 2011-13	99 Paul Hornung, 1960-62, 1964

Highest (Kicking) PAT Percentage, Career (100 attempts)

98.95 Ryan Longwell (376/380)
98.37 Chris Jacke (301/306)
98.25 Al Del Greco (112/114)
97.94 Paul Hornung (190/194)
97.58 Mason Crosby (647/663)

Most (Kicking) PAT, No Misses, Season

52 Jan Stenerud, 1983
51 Ryan Longwell, 2003
50 Mason Crosby, 2012
48 Ryan Longwell, 1997
Ryan Longwell, 2004
Mason Crosby, 2007



Stenerud

Most (Kicking) PAT, No Misses, Game

8 Don Chandler, vs. Atl., Oct. 23, 1966
7 Don Hutson, vs. Det., Oct. 7, 1945
Paul Hornung, at CleB, Oct. 15, 1961
Paul Hornung, vs. ChiB, Sept. 30, 1962
Jerry Kramer, at Phi., Nov. 11, 1962
Don Chandler, vs. CleB, Nov. 12, 1967
Jan Stenerud, vs. TB, Oct. 2, 1983
Ryan Longwell, vs. Ari., Jan. 2, 2000
Ryan Longwell, vs. NO, Oct. 9, 2005
Mason Crosby, vs. Den., Oct. 2, 2011
Mason Crosby, vs. TenT, Dec. 23, 2012
Mason Crosby, vs. ChiB, Nov. 9, 2014

Most Two-Point Conversions, Career (Since 1994)

4 Davante Adams, 2014-20
3 Greg Jennings, 2006-12
Aaron Rodgers, 2005-20
Jamaal Williams, 2017-20
2 Edgar Bennett, 1994-96
Antonio Freeman, 1995-2001, 2003
Donald Driver, 1999-2012
Bubba Franks, 2000-07
Robert Ferguson, 2001-06
James Jones, 2007-13, 2015
Randall Cobb, 2011-18

Most Two-Point Conversions, Season

2 Edgar Bennett, 1996
Bubba Franks, 2003
Greg Jennings, 2009
James Jones, 2015
Jamaal Williams, 2020

Most Two-Point Conversions, Game

1 38 times (last: Jamaal Williams, vs. Min., Nov. 1, 2020)
--

FIELD GOALS**Most Seasons Leading Team**

14 Mason Crosby, 2007-20
9 Ryan Longwell, 1997-2005
8 Chris Jacke, 1989-96
6 Ted Fritsch, 1942, 1945-46, 1948-50
Fred Cone, 1951, 1953-57
Chester Marcol, 1972-74, 1976-78

Most Consecutive Seasons Leading Team

14 Mason Crosby, 2007-20
9 Ryan Longwell, 1997-2005
8 Chris Jacke, 1989-96
5 Fred Cone, 1953-57
4 Cub Buck, 1922-25
Paul Hornung, 1958-61

Most Field Goals Attempted, Career

422 Mason Crosby, 2007-20
277 Ryan Longwell, 1997-2005
224 Chris Jacke, 1989-96
195 Chester Marcol, 1972-80
140 Paul Hornung, 1957-62, 1964-66

Most Field Goals Attempted, Season

48 Chester Marcol, 1972	38 Paul Hornung, 1964
39 Chester Marcol, 1974	Ryan Longwell, 2000
Mason Crosby, 2007	

Most Field Goals Attempted, Game

6 Paul Hornung, at Pit., Oct. 30, 1960
Chester Marcol, at CleB, Sept. 17, 1972
Chester Marcol, vs. DalC, Oct. 1, 1972
Chester Marcol, vs. Det., Dec. 3, 1972
Chester Marcol, vs. Det., Sept. 29, 1974
Chester Marcol, at Min., Nov. 17, 1974

Most Field Goals, Career

345 Mason Crosby, 2007-20
226 Ryan Longwell, 1997-2005
173 Chris Jacke, 1989-96
120 Chester Marcol, 1972-80
66 Paul Hornung, 1957-62, 1964-66

Most Field Goals, Season

33 Chester Marcol, 1972 (48 att.)
Ryan Longwell, 2000 (38 att.)
Mason Crosby, 2013 (37 att.)
31 Chris Jacke, 1993 (37 att.)
Mason Crosby, 2007 (39 att.)

Most Field Goals, Rookie, Season

33 Chester Marcol, 1972	22 Chris Jacke, 1989
31 Mason Crosby, 2007	11 Joe Danelo, 1975
24 Ryan Longwell, 1997	9 Al Del Greco, 1984

Most Field Goals, Game

5 Chris Jacke, at LARd, Nov. 11, 1990
Chris Jacke, vs. SF, Oct. 14, 1996
Ryan Longwell, at Ari., Sept. 24, 2000
Mason Crosby, vs. Det., Oct. 6, 2013
Mason Crosby, at Min., Nov. 22, 2015
Mason Crosby, vs. Min., Sept. 16, 2018
4 38 times (most: Mason Crosby, 10; last: Crosby, vs. SF, Oct. 15, 2018)

Most Field Goals, Quarter

3 Paul Hornung, at Pit., Oct. 30, 1960 (1st Qtr.)
Chester Marcol, vs. Det., Dec. 3, 1972 (1st Qtr.)
Chris Jacke, at Min., Nov. 5, 1995 (2nd Qtr.)
Mason Crosby, at StLR, Sept. 27, 2009 (1st Qtr.)
Mason Crosby, vs. Det., Oct. 18, 2009 (2nd Qtr.)
Mason Crosby, at Car., Sept. 18, 2011 (3rd Qtr.)
Mason Crosby, at Cin., Sept. 22, 2013 (2nd Qtr.)
Mason Crosby, vs. Min., Sept. 16, 2018 (4th Qtr.)

Most Consecutive Games Scoring Field Goals

17 Mason Crosby, 2013-14	11 Ryan Longwell, 2000
15 Ryan Longwell, 2004-05	10 Fred Cone, 1955
14 Ryan Longwell, 1997-98	Chris Jacke, 1989-90
12 Jan Stenerud, 1980-81	Chris Jacke, 1993
Chris Jacke, 1991-92	Ryan Longwell, 2001-02
Mason Crosby, 2007	Mason Crosby, 2009

GAME-WINNING/GAME-SAVE FG, SINCE 1970

Kicker	Date	Opp	Yards	Made Score	Final
M.Crosby	12/29/19	at Det	33	23-20	W, 23-20
M.Crosby	10/14/19	Det	23	23-22	W, 23-22
M.Crosby	10/15/18	SF	27	33-30	W, 33-30
M.Crosby	09/24/17	Cin	27	27-24+	W, 27-24+
M.Crosby	12/18/16	at ChiB	32	30-27	W, 30-27
M.Crosby	11/24/13	Min.	27	23-23	T, 26-26+
M.Crosby	12/04/11	at NYG	31	38-35	W, 38-35
M.Crosby	11/02/08	at TenT	38	13-13	L, 13-16+
M.Crosby	09/09/07	Phi.	42	16-13	W, 16-13
D.Rayner	12/21/06	Min.	44	9-7	W, 9-7
R.Longwell	12/11/05	Det.	28	16-13+	W, 16-13+
R.Longwell	12/11/05	Det.	39	13-13	W, 16-13+
R.Longwell	12/24/04	at Min.	29	34-31	W, 34-31
R.Longwell	12/12/04	Det.	23	16-13	W, 16-13
R.Longwell	11/21/04	at HouT	46	16-13	W, 16-13
R.Longwell	11/14/04	Min.	33	34-31	W, 34-31
R.Longwell	09/08/02	At	34	37-34+	W, 37-34+
R.Longwell	12/24/00	TB	22	17-14+	W, 17-14+
R.Longwell	10/15/00	SF	35	31-28	W, 31-28
R.Longwell	09/17/00	Phi.	38	6-3	W, 6-3
RLongwell	12/27/98	at ChiB	18	16-13	W, 16-13
C.Jacke	10/14/96	SF	53	23-20+	W, 23-20+
C.Jacke	10/14/96	SF	31	20-20	W, 23-20+
C.Jacke	11/14/93	at NO	36	19-17	W, 19-17
C.Jacke	11/15/92	Phi.	41	27-24	W, 27-24
C.Jacke	09/06/92	Min.	24	20-20	L, 20-23+
C.Jacke	09/15/91	TB	22	15-13	W, 15-13
C.Jacke	12/03/89	at TB	47	17-16	W, 17-16
C.Jacke	10/29/89	Det.*	38	23-20+	W, 23-20+
C.Jacke	10/01/89	Atl.*	22	23-21	W, 23-21
A.Del Greco	10/25/87	at Det.	45	34-33	W, 34-33
M.Zendejas	10/11/87	Det.	45	16-16	L, 16-19+
A.Del Greco	12/15/85	at Det.	27	26-23	W, 26-23
A.Del Greco	10/13/85	Min.*	22	20-17	W, 20-17
J.Stenerud	12/12/83	at TB	23	12-9+	W, 12-9+
J.Stenerud	12/12/83	at TB	23	9-9	W, 12-9+
J.Stenerud	12/04/83	ChiB	19	31-28	W, 31-28
J.Stenerud	10/17/83	Was.	20	48-47	W, 48-47
J.Stenerud	09/18/83	LARm*	36	27-24	W, 27-24
J.Stenerud	09/04/83	at HouO	42	41-38+	W, 41-38+
J.Stenerud	11/08/81	NYG*	23	26-24	W, 26-24
C.Marcol	10/29/78	TB	48	9-7	W, 9-7
C.Marcol	09/29/74	Det.*	22	21-19	W, 21-19
C.Marcol	10/07/73	at NYG*	32	16-14	W, 16-14
C.Marcol	09/23/73	Det.	24	9-9	T, 9-9
C.Marcol	10/08/72	at ChiB	37	20-17	W, 20-17
C.Marcol	10/01/72	DalC*	22	16-13	W, 16-13
T.Webster	12/05/71	at StLC	27	16-16	T, 16-16
L.Michaels	11/07/71	at ChiB	22	17-14	W, 17-14
D.Livingston	10/12/70	at SD	14	22-20	W, 22-20

*Milwaukee; Overtime; *at New Haven, Conn.

regular-season games only

Most Consecutive Field Goals

23 Mason Crosby, 2010-11	15 Chris Jacke, 1989-90
19 Mason Crosby, 2013-14	14 Ryan Longwell, 2002
18 Mason Crosby, 2019-20	Ryan Longwell, 2002-03
17 Chris Jacke, 1993	Mason Crosby, 2012-13

Longest Field Goal

58 Mason Crosby, at Min., Oct. 23, 2011
57 Mason Crosby, at NYG, Nov. 17, 2013
Mason Crosby, at DalC, Dec. 15, 2013
Mason Crosby, at Det., Dec. 13, 2020
56 Mason Crosby, at Phi., Sept. 12, 2010
Mason Crosby, at Atl., Oct. 9, 2011
Mason Crosby, at Den., Nov. 1, 2015
55 Mason Crosby, vs. NYJ, Sept. 14, 2014
54 Chris Jacke, at Det., Jan. 2, 1994
Ryan Longwell, at TenT, Dec. 16, 2001
Dave Rayner, at Phi., Oct. 2, 2006
Mason Crosby, vs. ChiB, Sept. 13, 2012
Mason Crosby, at Det., Nov. 28, 2013
Mason Crosby, vs. Sea., Sept. 20, 2015

Highest Field Goal Percentage, Career (50 att.)

81.75 Mason Crosby (345/422)
81.59 Ryan Longwell (226/277)
80.82 Jan Stenerud (59/73)
77.23 Chris Jacke (173/224)
66.67 Al Del Greco (50/75)

Highest Field Goal Percentage, Season (1 att./game)

100.00 Mason Crosby, 2020 (16/16)
91.67 Jan Stenerud, 1981 (22/24)
Mason Crosby, 2019 (22/24)
89.19 Mason Crosby, 2013 (33/37)
88.46 Ryan Longwell, 2003 (23/26)

Most Field Goals, No Misses, Game

5 Chris Jacke, at LARd, Nov. 11, 1990
Chris Jacke, vs. SF, Oct. 14, 1996
Ryan Longwell, at Ari., Sept. 24, 2000
Mason Crosby, vs. Det., Oct. 6, 2013
Mason Crosby, at Min., Nov. 22, 2015

Most Field Goals, 50 or More Yards, Career

39 Mason Crosby, 2007-20
17 Chris Jacke, 1989-96
13 Ryan Longwell, 1997-2005
3 Chester Marcol, 1972-80
2 Ted Fritsch, 1942-50
Paul Hornung, 1957-62, 1964-66
Jan Stenerud, 1980-83
Al Del Greco, 1984-87

Most Field Goals, 50 or More Yards, Season

6 Chris Jacke, 1993	2 Chester Marcol, 1972
5 Mason Crosby, 2013	Jan Stenerud, 1981
Mason Crosby, 2018	Al Del Greco, 1986
4 Ryan Longwell, 2005	Chris Jacke, 1990
Mason Crosby, 2014	Chris Jacke, 1992
Mason Crosby, 2015	Ryan Longwell, 2004
Mason Crosby, 2020	Mason Crosby, 2009
3 Chris Jacke, 1995	Mason Crosby, 2010
Ryan Longwell, 2000	Mason Crosby, 2011
Mason Crosby, 2007	Mason Crosby, 2012
Mason Crosby, 2008	

Most Field Goals, 50 or More Yards, Game

2 Ryan Longwell, at Atl., Nov. 13, 2005
Mason Crosby, vs. Buf., Sept. 30, 2018

SAFETIES**Most Safeties, Career**

2 Willie Davis, 1960-69
Tim Harris, 1986-90

Most Safeties, Season

*2 Tim Harris, 1988

Most Safeties, Game

1 25 times
(last: Jaire Alexander, at Min., Sept. 13, 2020)

RUSHING**ATTEMPTS, RUSHING****Most Seasons Leading League**

2 Jim Taylor, 1960, 1962
1 Clarke Hinkle, 1941

Most Seasons Leading Team

8 Clarke Hinkle, 1932-34, 1937-41
7 Jim Taylor, 1960-66
6 Ahman Green, 2000-04, 2006
5 John Brockington, 1971-75
4 Tony Canadeo, 1943, 1948-50
Ryan Grant, 2007-09, 2011

Most Consecutive Seasons Leading Team

7 Jim Taylor, 1960-66
5 Clarke Hinkle, 1937-41
John Brockington, 1971-75
Ahman Green, 2000-04
3 Clarke Hinkle, 1932-34
Ted Fritsch, 1944-46
Tony Canadeo, 1948-50
Edgar Bennett, 1994-96
Dorsey Levens, 1997-99
Ryan Grant, 2007-09
Eddie Lacy, 2013-15
Aaron Jones, 2018-20

Most Attempts, Career

1,851 Ahman Green, 2000-06, 2009 (8 seasons)
1,811 Jim Taylor, 1958-1966 (9 seasons)
1,293 John Brockington, 1971-77 (7 seasons)
1,171 Clarke Hinkle, 1932-41 (10 seasons)
1,025 Tony Canadeo, 1941-44, 1946-52 (11 seasons)

Most Attempts, Season

355 Ahman Green, 2003 (16 games)
329 Dorsey Levens, 1997 (16 games)
316 Edgar Bennett, 1995 (16 games)
312 Ryan Grant, 2008 (16 games)
304 Ahman Green, 2001 (16 games)

Most Attempts, Rookie, Season

284 Eddie Lacy, 2013 (15 games)
216 John Brockington, 1971 (14 games)
153 Jamaal Williams, 2017 (16 games)
143 Samkon Gado, 2005 (8 games)
126 Gerry Ellis, 1980 (15 games)

Most Attempts, Game

39 Terdell Middleton, vs. Min., Nov. 26, 1978 (110 yds.)
33 Dorsey Levens, vs. DalC, Nov. 23, 1997 (190 yds.)
Ahman Green, at Car., Sept. 13, 2004 (119 yds.)
Ryan Grant, at Sea., Oct. 12, 2008 (90 yds.)
32 Jim Grabowski, vs. ChiB, Sept. 24, 1967 (111 yds.)
John Brockington, at Min., Nov. 17, 1974 (137 yds.)
31 Dorsey Levens, at Min., Dec. 1, 1997 (108 yds.)
Ahman Green, at NE, Oct. 13, 2002 (136 yds.)
Ryan Grant, vs. Ind., Oct. 19, 2008 (105 yds.)
30 Jim Taylor, vs. Pit., Nov. 3, 1963 (141 yds.)
John Brockington, at ChiB, Nov. 7, 1971 (142 yds.)
Harlan Huckleby, at NYG, Oct. 4, 1981 (88 yds.)
Edgar Bennett, at ChiB, Sept. 11, 1995 (96 yds.)
Ahman Green, vs. ChiB, Dec. 7, 2003 (80 yds.)

YARDS GAINED, RUSHING**Most Seasons Leading League**

1 Jim Taylor, 1962

Most Seasons Leading Team

7 Clarke Hinkle, 1932-34, 1936-37, 1940-41
Jim Taylor, 1960-66
6 Ahman Green, 2000-04, 2006
5 Tony Canadeo, 1943, 1946-49
John Brockington, 1971-75
3 Ted Fritsch, 1942, 1944-45
Tobin Rote, 1951-52, 1956
Gerry Ellis, 1981, 1983-84
Eddie Lee Ivery, 1980, 1982, 1985
Edgar Bennett, 1994-96
Ryan Grant, 2007-09
Eddie Lacy, 2013-15
Aaron Jones, 2018-20

*Bennett**Hinkle*

Most Consecutive Seasons Leading Team

7 Jim Taylor, 1960-66	3 Clarke Hinkle, 1932-34
5 John Brockington, 1971-75	Edgar Bennett, 1994-96
Ahman Green, 2000-04	Ryan Grant, 2007-09
4 Tony Canadeo, 1946-49	Eddie Lacy, 2013-15
	Aaron Jones, 2018-20

Most Yards Rushing, Career

8,322 Ahman Green, 2000-06, 2009 (8 seasons)
8,207 Jim Taylor, 1958-66 (9 seasons)
5,024 John Brockington, 1971-77 (7 seasons)
4,197 Tony Canadeo, 1941-44, 1946-52 (11 seasons)
4,143 Ryan Grant, 2007-12 (6 seasons)

Most Seasons, 1,000 or More Yards Rushing

6 Ahman Green, 2000-04, 2006
5 Jim Taylor, 1960-64
3 John Brockington, 1971-73
2 Dorsey Levens, 1997, 1999
Ryan Grant, 2008-09
Eddie Lacy, 2013-14
Aaron Jones, 2019-20
1 Tony Canadeo, 1949
Terdell Middleton, 1978
Edgar Bennett, 1995

Most Consecutive Seasons, 1,000 or More Yards Rushing

5 Jim Taylor, 1960-64
Ahman Green, 2000-04
3 John Brockington, 1971-73
2 Ryan Grant, 2008-09
Eddie Lacy, 2013-14
Aaron Jones, 2019-20

Most Yards Rushing, Season

1,883 Ahman Green, 2003 (355 att.)
1,474 Jim Taylor, 1962 (272 att.)
1,435 Dorsey Levens, 1997 (329 att.)
1,387 Ahman Green, 2001 (304 att.)
1,307 Jim Taylor, 1961 (243 att.)
1,253 Ryan Grant, 2009 (282 att.)
1,240 Ahman Green, 2002 (286 att.)
1,203 Ryan Grant, 2008 (312 att.)
1,178 Eddie Lacy, 2013 (284 att.)
1,175 Ahman Green, 2000 (263 att.)
1,169 Jim Taylor, 1964 (235 att.)
1,163 Ahman Green, 2004 (259 att.)
1,144 John Brockington, 1973 (265 att.)
1,139 Eddie Lacy, 2014 (246 att.)
1,116 Terdell Middleton, 1978 (284 att.)
1,105 John Brockington, 1971 (216 att.)
1,104 Aaron Jones, 2020 (201 att.)

Most Yards Rushing, Rookie, Season

1,178 Eddie Lacy, 2013 (284 att.)
1,105 John Brockington, 1971 (216 att.)
582 Samkon Gado, 2005 (143 att.)
556 Jamaal Williams, 2017 (153 att.)
545 Gerry Ellis, 1980 (126 att.)

Most Yards Rushing, Game

218 Ahman Green, vs. Den., Dec. 28, 2003 (20 att.)
192 Ahman Green, vs. Phi., Nov. 10, 2003 (29 att.)
190 Dorsey Levens, vs. DalC, Nov. 23, 1997 (33 att.)
186 Jim Taylor, vs. NYG, Dec. 3, 1961 (27 att.)
178 Najeh Davenport, vs. StLR, Nov. 29, 2004 (19 att.)
176 Ahman Green, at ChiB, Sept. 29, 2003 (19 att.)
171 Samkon Gado, vs. Det., Dec. 11, 2005 (29 att.)
169 Ahman Green, vs. TB, Nov. 4, 2001 (24 att.)
168 Aaron Jones, vs. Det., Sept. 20, 2020 (18 att.)
167 Billy Grimes, vs. NYJ, Oct. 8, 1950 (10 att.)

Most Yards Rushing, Rookie, Game

171 Samkon Gado, vs. Det., Dec. 11, 2005 (29 att.)
150 Eddie Lacy, vs. ChiB, Nov. 4, 2013 (22 att.)
149 John Brockington, at Min., Nov. 14, 1971 (23 att.)

Most Games, 100 or More Yards Rushing, Career

33 Ahman Green, 2000-06, 2009 (8 seasons)
26 Jim Taylor, 1958-66 (9 seasons)
13 John Brockington, 1971-77 (7 seasons)
12 Ryan Grant, 2007-12 (6 seasons)
11 Eddie Lacy, 2013-16 (4 seasons)
Aaron Jones, 2017-20 (4 seasons)

Most Games, 100 or More Yards Rushing, Season

10 Ahman Green, 2003	5 Tony Canadeo, 1949
7 Jim Taylor, 1962	Jim Taylor, 1960
Ahman Green, 2001	John Brockington, 1973
6 Dorsey Levens, 1997	Ahman Green, 2006
	Ryan Grant, 2007
	Aaron Jones, 2019

Most Consecutive Games, 100 or More Yards Rushing

4 Ahman Green, 2003
Ahman Green, 2003-04
3 John Brockington, 1971
Dorsey Levens, 1997
Ahman Green, 2003
Ahman Green, 2006
2 19 times (last: Aaron Jones, 2019)

Longest Run From Scrimmage

98 Ahman Green, vs. Den., Dec. 28, 2003 (TD)
97 Andy Uram, vs. ChiC, Oct. 8, 1939 (TD)
90 Ahman Green, vs. DalC, Oct. 24, 2004 (TD)
84 Jim Taylor, vs. Det., Nov. 8, 1964 (TD)
83 James Lofton, at NYG, Nov. 20, 1982 (TD) (WR)
Ahman Green, vs. Det., Sept. 9, 2001 (TD)
80 Jessie Clark, at StLC, Sept. 29, 1985
77 Tom Moore, vs. Det., Sept. 22, 1963 (TD)
Aaron Jones, vs. Phi., Dec. 6, 2020 (TD)
76 Terdell Middleton, vs. Det., Oct. 1, 1978 (TD)
Najeh Davenport, at StLR, Oct. 19, 2003 (TD)

AVERAGE GAIN, RUSHING**Highest Average Gain, Career (750 Attempts)**

4.58 Gerry Ellis, 1980-86 (836-3,826)
4.53 Jim Taylor, 1958-66 (1,811-8,207)
4.50 Ahman Green, 2000-06, 2009 (1,851-8,322)
4.36 Eddie Lacy, 2013-16 (788-3,435)
4.34 Ryan Grant, 2007-12 (955-4,143)

Highest Average Gain, Season (75 Attempts)

6.88 Tobin Rote, 1951 (76-523) (QB)
5.94 Ty Montgomery, 2015 (77-457)
5.71 Billy Grimes, 1950 (84-480)
5.58 Eddie Lee Ivery, 1984 (99-552)
5.54 James Starks, 2013 (89-493)

Highest Average Gain, Game (10 attempts)

16.7 Billy Grimes, vs. NYJ, Oct. 8, 1950 (10-167)



Green



In 2003, Ahman Green broke Jim Taylor's 1962 single-season Packers rushing record, the oldest of its kind in the NFL. Green also surpassed Taylor (left) on Green Bay's career rushing list in 2009.

TOUCHDOWNS, RUSHING**Most Seasons Leading League**

2 Verne Lewellen, 1928, 1930
Jim Taylor, 1961-62
1 Clarke Hinkle, 1937
Ted Fritsch, 1946
Paul Hornung, 1960
Aaron Jones, 2019

Most Consecutive Seasons Leading League

2 Jim Taylor, 1961-62

Most Seasons Leading Team

6 Clarke Hinkle, 1932, 1936-1939, 1941
Ahman Green, 2000-04, 2006
5 Verne Lewellen, 1927-31
Ted Fritsch, 1943-47
Tobin Rote, 1951-52, 1954-56 (QB)
Paul Hornung, 1957-60, 1965
4 Jim Taylor, 1961-64
Donny Anderson, 1967-68, 1970-71
John Brockington, 1972-75
Brent Fullwood, 1987-90
Dorsey Levens, 1995-97, 1999
Ryan Grant, 2007-09, 2012
Aaron Jones, 2017-20

* — holds or shares NFL record

Most Consecutive Seasons Leading Team

- 5 Verne Lewellen, 1927-31
Ted Fritsch, 1943-47
Ahman Green, 2000-04
- 4 Clarke Hinkle, 1936-39
Paul Hornung, 1957-60
Jim Taylor, 1961-64
John Brockington, 1972-75
Brent Fullwood, 1987-90
Aaron Jones, 2017-20



Brockington

Most Rushing Touchdowns, Career

- 81 Jim Taylor, 1958-66 (9 seasons)
- 54 Ahman Green, 2000-06, 2009 (8 seasons)
- 50 Paul Hornung, 1957-62, 1964-66 (9 seasons)
- 37 Verne Lewellen, 1924-32 (9 seasons)
Aaron Jones, 2017-20 (4 seasons)

Most Rushing Touchdowns, Season

- 19 Jim Taylor, 1962
13 Paul Hornung, 1960
- 16 Aaron Jones, 2019
12 Jim Taylor, 1964
- 15 Jim Taylor, 1961
Ahman Green, 2003

Most Rushing Touchdowns, Rookie, Season

- 11 Eddie Lacy, 2013
- 6 Samkon Gado, 2005
- 5 Charles "Buckets" Goldenberg, 1933
Gerry Ellis, 1980
Brent Fullwood, 1987
- 4 Bob Monnett, 1933
Charlie Sample, 1942
Tom Moore, 1960
Dave Hampton, 1969
John Brockington, 1971
Scott Hunter, 1971 (QB)
DeShawn Wynn, 2007
Aaron Jones, 2017
Jamaal Williams, 2017



Ellis

Most Rushing Touchdowns, Game

- 4 Jim Taylor, at CleB, Oct. 15, 1961
Jim Taylor, at ChiB, Nov. 4, 1962
Jim Taylor, at Phi., Nov. 11, 1962
Terdell Middleton, vs. Sea., Oct. 15, 1978
Dorsey Levens, vs. Ari., Jan. 2, 2000
Aaron Jones, at DalC, Oct. 6, 2019

Most Consecutive Games, Rushing for Touchdowns

- 7 Paul Hornung, 1960
- 6 Terdell Middleton, 1978
Ryan Grant, 2007
- 5 Tobin Rote, 1956
Jim Taylor (twice) 1961, 1964
Brent Fullwood, 1988
Ahman Green, 2003-04
Aaron Jones, 2018

PASSING

PASSER RATING

Current rating system implemented in 1937

Most Seasons Leading League

- 3 Arnie Herber, 1932, 1934, 1936
Bart Starr, 1962, 1964, 1966
Aaron Rodgers, 2011-12, 2020

Most Consecutive Seasons Leading League

- 2 Cecil Isbell, 1941-42
Aaron Rodgers, 2011-12

Highest Passer Rating, Career (1,500 attempts)

- 103.9 Aaron Rodgers, 2005-20 (16 seasons)
- 85.8 Brett Favre, 1992-2007 (16 seasons)
- 80.5 Bart Starr, 1956-71 (16 seasons)
- 73.8 Lynn Dickey, 1976-77, 1979-85 (9 seasons)
- 73.5 Don Majkowski, 1987-92 (6 seasons)

Highest Passer Rating, Season (200 attempts)

- *122.5 Aaron Rodgers, 2011
- 121.5 Aaron Rodgers, 2020
- 112.2 Aaron Rodgers, 2014
- 108.0 Aaron Rodgers, 2012
- 105.0 Bart Starr, 1966

Highest Passer Rating, Game (20 attempts)

- *158.3 Aaron Rodgers, vs. Oak., Oct. 20, 2019
- 155.4 Aaron Rodgers, at CleB, Oct. 25, 2009
- 154.9 Brett Favre, at Oak., Dec. 22, 2003
- 154.5 Aaron Rodgers, vs. Car., Oct. 19, 2014
- 152.1 Lynn Dickey, vs. Pit., Sept. 11, 1983

ATTEMPTS

Most Seasons Leading League

- 3 Arnie Herber, 1932, 1934, 1936
Brett Favre, 1999, 2005-06
2 Tobin Rote, 1954, 1956
- 1 Cecil Isbell, 1941
Irv Comp, 1944
Don Majkowski, 1989

Most Seasons Leading Team

- 16 Brett Favre, 1992-2007
- 13 Bart Starr, 1957-68, 1970
- 12 Aaron Rodgers, 2008-16, 2018-20
- 8 Lynn Dickey, 1976-77, 1980-85
7 Arnie Herber, 1932-37, 1939
6 Tobin Rote, 1950-51, 1953-56



Starr

Most Consecutive Seasons Leading Team

- 16 Brett Favre, 1992-2007
- 12 Bart Starr, 1957-68
9 Aaron Rodgers, 2008-16
6 Arnie Herber, 1932-37
Lynn Dickey, 1980-85

Most Passes Attempted, Career

- 8,754 Brett Favre, 1992-2007 (16 seasons) (*10,169 career)
- 6,587 Aaron Rodgers, 2005-20 (16 seasons)
- 3,149 Bart Starr, 1956-71 (16 seasons)
- 2,831 Lynn Dickey, 1976-77, 1979-85 (9 seasons)
1,854 Tobin Rote, 1950-56 (7 seasons)

Most Passes Attempted, Season

- 613 Brett Favre, 2006
- 610 Aaron Rodgers, 2016
- 607 Brett Favre, 2005
- 599 Don Majkowski, 1989
597 Aaron Rodgers, 2018

Most Passes Attempted, Rookie, Season

- 224 Tobin Rote, 1950
177 Babe Parilli, 1952
163 Scott Hunter, 1971
- 127 Don Majkowski, 1987
106 Stan Heath, 1949

Most Passes Attempted, Game

- 61 Brett Favre, vs. SF, Oct. 14, 1996 (28 comp.)
Aaron Rodgers, vs. Det., Nov. 15, 2015 (35 comp.)
- 59 Don Majkowski, at Det., Nov. 12, 1989 (34 comp.)
- 56 Brett Favre, at ChiB, Dec. 4, 2005 (31 comp.)
- 58 Aaron Rodgers, vs. ChiB, Oct. 20, 2016 (39 comp.)

COMPLETIONS

Most Seasons Leading League

- 3 Arnie Herber, 1932, 1934, 1936
- 2 Cecil Isbell, 1941-42
Tobin Rote, 1954, 1956
Brett Favre, 1998, 2005
1 Don Majkowski, 1989

Most Consecutive Seasons Leading League

- 2 Cecil Isbell, 1941-42

Most Passes Completed, Career

- 5,377 Brett Favre, 1992-2007 (16 seasons)
- 4,285 Aaron Rodgers, 2005-20 (16 seasons)
- 1,808 Bart Starr, 1956-71 (16 seasons)
- 1,592 Lynn Dickey, 1976-77, 1979-85 (9 seasons)
889 Don Majkowski, 1987-92 (6 seasons)

Most Passes Completed, Season

- 401 Aaron Rodgers, 2016 (610 att.)
- 372 Brett Favre, 2005 (607 att.)
Aaron Rodgers, 2018 (597 att.)
Aaron Rodgers, 2020 (526 att.)
- 371 Aaron Rodgers, 2012 (552 att.)

Most Passes Completed, Rookie, Season

- 83 Tobin Rote, 1950 (224 att.)
- 77 Babe Parilli, 1952 (177 att.)
- 75 Scott Hunter, 1971 (163 att.)
- 55 Don Majkowski, 1987 (127 att.)
50 David Whitehurst, 1977 (105 att.)

Most Passes Completed, Game

- 39 Aaron Rodgers, vs. ChiB, Oct. 20, 2016 (56 att.)
- 37 Aaron Rodgers, at NYJ, Dec. 23, 2018 (55 att.)
- 36 Brett Favre, at ChiB, Dec. 5, 1993 (54 att.)
- 35 Lynn Dickey, at TB, Oct. 12, 1980 (51 att.)
Aaron Rodgers, vs. Det., Nov. 15, 2015 (61 att.)
Brett Hundley, at CleB, Dec. 10, 2017 (46 att.)
- 34 Don Majkowski, at Det., Nov. 12, 1989 (59 att.)
Aaron Rodgers, at ChiB, Sept. 27, 2010 (45 att.)
Aaron Rodgers, vs. Was., Sept. 15, 2013 (42 att.)
Aaron Rodgers, vs. Phi., Sept. 26, 2019 (53 att.)

* — holds or shares NFL record

Most Consecutive Passes Completed

- 20 Brett Favre, at Det., Nov. 22, 2007
 18 Lynn Dickey, at HouO, Sept. 4, 1983
 Don Majkowski, vs. NO, Sept. 17, 1989

COMPLETION PERCENTAGE**Most Seasons Leading League**

- 3 Bart Starr, 1962, 1968-69
 1 Brett Favre, 1998
 Aaron Rodgers, 2020

Most Consecutive Seasons Leading League

- 2 Bart Starr, 1968-69

Highest Completion Percentage, Career (1,500 attempts)

- 65.05 Aaron Rodgers, 2005-20 (4,285-6,587)
 61.42 Brett Favre, 1992-2007 (5,377-8,754)
 57.42 Bart Starr, 1956-71 (1,808-3,149)
 56.23 Lynn Dickey, 1976-77, 1979-85 (1,592-2,831)
 55.32 Don Majkowski, 1987-92 (889-1,607)

Highest Completion Percentage, Season (200 attempts)

- 70.72 Aaron Rodgers, 2020 (372-526)
 68.33 Aaron Rodgers, 2011 (343-502)
 67.21 Aaron Rodgers, 2012 (371-552)
 66.55 Aaron Rodgers, 2013 (193-290)
 66.54 Brett Favre, 2007 (356-535)

Highest Completion Percentage, Rookie, Season (60 attempts)

- 50.00 Irv Comp, 1943 (46-92)
 47.62 David Whitehurst, 1977 (50-105)
 46.01 Scott Hunter, 1971 (75-163)
 43.55 Randy Wright, 1984 (27-62)
 43.50 Babe Parilli, 1952 (77-177)

Highest Completion Percentage, Game (20 attempts)

- 90.48 Lynn Dickey, at NO, Dec. 13, 1981 (19-21)
 87.10 Lynn Dickey, at HouO, Sept. 4, 1983 (27-31)
 86.36 Aaron Rodgers, vs. Car., Oct. 19, 2014 (19-22)
 84.00 Aaron Rodgers, vs. TenT, Dec. 27, 2020 (21-25)
 82.76 Aaron Rodgers, at Min., Oct. 27, 2013 (24-29)

YARDS PASSING**Most Seasons Leading League**

- 3 Arnie Herber, 1932, 1934, 1936
 2 Cecil Isbell, 1941-42
 Brett Favre, 1995, 1998
 1 Irv Comp, 1944
 Tobin Rote, 1956
 Lynn Dickey, 1983
 Don Majkowski, 1989



Herber

Most Consecutive Seasons Leading League

- 2 Cecil Isbell, 1941-42

Most Seasons Leading Team

- 16 Brett Favre, 1992-2007
 12 Bart Starr, 1957, 1959-68, 1970
 Aaron Rodgers, 2008-16, 2018-20
 8 Lynn Dickey, 1976-77, 1980-85
 7 Arnie Herber, 1932-37, 1939
 6 Tobin Rote, 1950-51, 1953-56

Most Consecutive Seasons Leading Team

- 16 Brett Favre, 1992-2007
 10 Bart Starr, 1959-68
 9 Aaron Rodgers, 2008-16
 6 Arnie Herber, 1932-37
 Lynn Dickey, 1980-85
 4 Tobin Rote, 1953-56

Most Yards Passing, Career

- 61,655 Brett Favre, 1992-2007 (16 seasons)
 51,245 Aaron Rodgers, 2005-20 (16 seasons)
 24,718 Bart Starr, 1956-71 (16 seasons)
 21,369 Lynn Dickey, 1976-77, 1979-85 (9 seasons)
 11,535 Tobin Rote, 1950-56 (7 seasons)

Most Seasons, 3,000 or More Yards Passing

- 16 Brett Favre, 1992-2007 (*18 career)
 11 Aaron Rodgers, 2008-12, 2014-16, 2018-20
 3 Lynn Dickey, 1980, 1983-84
 1 Randy Wright, 1986
 Don Majkowski, 1989

Most Consecutive Seasons, 3,000 or More Yards Passing

- 16 Brett Favre, 1992-2007 (*18 career)
 5 Aaron Rodgers, 2008-12
 3 Aaron Rodgers, 2014-16
 Aaron Rodgers, 2018-20
 2 Lynn Dickey, 1983-84

Most Yards Passing, Season

- 4,643 Aaron Rodgers, 2011 (502 att.)
 4,458 Lynn Dickey, 1983 (484 att.)
 4,442 Aaron Rodgers, 2018 (597 att.)
 4,434 Aaron Rodgers, 2009 (541 att.)
 4,428 Aaron Rodgers, 2016 (610 att.)
 4,413 Brett Favre, 1995 (570 att.)
 4,381 Aaron Rodgers, 2014 (520 att.)
 4,318 Don Majkowski, 1989 (599 att.)
 4,299 Aaron Rodgers, 2020 (526 att.)
 4,295 Aaron Rodgers, 2012 (532 att.)
 4,212 Brett Favre, 1998 (551 att.)
 4,155 Brett Favre, 2007 (535 att.)
 4,091 Brett Favre, 1999 (595 att.)
 4,088 Brett Favre, 2004 (540 att.)
 4,038 Aaron Rodgers, 2008 (536 att.)
 4,002 Aaron Rodgers, 2019 (569 att.)



Dickey

Most Yards Passing, Rookie, Season

- 1,416 Babe Parilli, 1952 (177 att.)
 1,231 Tobin Rote, 1950 (224 att.)
 1,210 Scott Hunter, 1971 (163 att.)
 875 Don Majkowski, 1987 (127 att.)
 662 Irv Comp, 1943 (92 att.)

Most Yards Passing, Game

- 480 Matt Flynn, vs. Det., Jan. 1, 2012 (31 comp.)
 Aaron Rodgers, vs. Was., Sept. 15, 2013 (34 comp.)
 442 Aaron Rodgers, at Det., Oct. 7, 2018 (32 comp.)
 Aaron Rodgers, at NYJ, Dec. 23, 2018 (37 comp.)
 429 Aaron Rodgers, vs. Oak., Oct. 20, 2019 (25 comp.)
 425 Aaron Rodgers, vs. SF, Oct. 15, 2018 (25 comp.)
 422 Aaron Rodgers, vs. Phi., Sept. 26, 2019 (34 comp.)
 418 Lynn Dickey, at TB, Oct. 12, 1980 (35 comp.)
 Aaron Rodgers, at NO, Oct. 26, 2014 (28 comp.)
 410 Don Horn, vs. StLC, Dec. 21, 1969 (22 comp.)
 408 Aaron Rodgers, vs. Den., Oct. 2, 2011 (29 comp.)
 404 Aaron Rodgers, vs. NYG, Dec. 26, 2010 (25 comp.)
 402 Brett Favre, at ChiB, Dec. 5, 1993 (36 comp.)

Most Games, 300 or More Yards Passing, Career

- 65 Aaron Rodgers, 2005-20
 55 Brett Favre, 1992-2007
 15 Lynn Dickey, 1976-77, 1979-85
 9 Don Majkowski, 1987-92
 5 Bart Starr, 1956-71

Most Games, 300 or More Yards Passing, Season

- 8 Aaron Rodgers, 2011
 4 Lynn Dickey, 1984
 Aaron Rodgers, 2014
 Brett Favre, 1994
 7 Brett Favre, 1995
 Brett Favre, 1998
 Brett Favre, 2007
 Brett Favre, 2001
 6 Don Majkowski, 1989
 Brett Favre, 2005
 Aaron Rodgers, 1999
 Aaron Rodgers, 2008
 Aaron Rodgers, 2012
 Aaron Rodgers, 2018
 Aaron Rodgers, 2016
 Aaron Rodgers, 2013
 5 Lynn Dickey, 1983
 Aaron Rodgers, 2019
 Brett Favre, 2004
 Aaron Rodgers, 2009
 Aaron Rodgers, 2010
 Aaron Rodgers, 2020

Most Consecutive Games, 300 or More Yards Passing

- 5 Aaron Rodgers, 2016-17
 4 Aaron Rodgers, 2011, 2012-13
 3 Lynn Dickey, 1984
 Brett Favre, 2007 (twice)
 Aaron Rodgers, 2014, '16, '20
 2 Lynn Dickey, 1983 (twice)
 Don Majkowski, 1989
 Brett Favre, 1995, '97, '98, '99, 2004, '06
 Aaron Rodgers, 2009 (twice), '10, '11 (twice), '12, '13, '14, '15, '18, '19

Longest Pass Completion (All TDs)

- *99 Brett Favre to Robert Brooks, at ChiB, Sept. 11, 1995
 96 Tobin Rote to Billy Grimes, at SF, Dec. 10, 1950
 95 Lynn Dickey to Steve Odom, at Min., Oct. 2, 1977
 93 Aaron Rodgers to Jordy Nelson, vs. StLR, Oct. 16, 2011
 92 Arnie Herber to Don Hutson, vs. ChiC, Oct. 8, 1939
 91 Bart Starr to Boyd Dowler, at LArm, Dec. 17, 1960

Shortest Pass Completion (TD)

- 4 in. Cecil Isbell to Don Hutson, vs. CleR, Oct. 18, 1942

* — holds or shares NFL record

AVERAGE GAIN, PASSING

Most Seasons Leading League

- 3 Arnie Herber, 1932, 1934, 1936
- Bart Starr, 1966-68
- 1 Lynn Dickey, 1983
- Aaron Rodgers, 2011

Most Consecutive Seasons Leading League

- 3 Bart Starr, 1966-68

Highest Average Gain, Career (1,500 attempts)

- 7.85 Bart Starr, 1956-71 (24,718 yds., 3,149 att.)
- 7.78 Aaron Rodgers, 2005-20 (51,245 yds., 6,587 att.)
- 7.55 Lynn Dickey, 1976-77, 1979-85 (21,369 yds., 2,831 att.)
- 7.04 Brett Favre, 1992-2007 (61,655 yds., 8,754 att.)
- 6.76 Don Majkowski, 1987-92 (10,870 yds., 1,607 att.)

Highest Average Gain, Season (200 attempts)

- 9.25 Aaron Rodgers, 2011 (4,643 yds., 502 att.)
- 9.21 Lynn Dickey, 1983 (4,458 yds., 484 att.)
- 8.99 Bart Starr, 1966 (2,257 yds., 251 att.)
- 8.74 Aaron Rodgers, 2013 (2,536 yds., 290 att.)
- 8.68 Bart Starr, 1967 (1,823 yds., 210 att.)

Highest Average Gain, Game (20 attempts)

- 15.86 Cecil Isbell, Nov. 1, 1942, vs. ChiC (333 yds., 21 att.)
- 14.85 Babe Parilli, Oct. 19, 1958, at Was. (297 yds., 20 att.)
- 14.52 Brett Favre, Nov. 16, 1997, at Ind. (363 yds., 25 att.)
- 14.50 Lynn Dickey, Sept. 11, 1983, vs. Pit. (290 yds., 20 att.)
- 13.96 Bart Starr, Sept. 17, 1967, vs. Det. (321 yds., 23 att.)

TOUCHDOWN PASSES

Most Seasons Leading League

- *4 Brett Favre, 1995-97, 2003
- 3 Arnie Herber, 1932, 1934, 1936
- 2 Cecil Isbell, 1941-42
- Tobin Rote, 1955-56
- Aaron Rodgers, 2016, 2020
- 1 Lynn Dickey, 1983

Most Consecutive Seasons Leading League

- 3 Brett Favre, 1995-97
- 2 Cecil Isbell, 1941-42
- Tobin Rote, 1955-56

Most Touchdown Passes, Career

- 442 Brett Favre, 1992-2007 (16 seasons)
- 412 Aaron Rodgers, 2005-20 (16 seasons)
- 152 Bart Starr, 1956-71 (16 seasons)
- 133 Lynn Dickey, 1976-77, 1979-85 (9 seasons)
- 89 Tobin Rote, 1950-56 (7 seasons)

Most Touchdown Passes, Season

- 48 Aaron Rodgers, 2020
- 45 Aaron Rodgers, 2011
- 40 Aaron Rodgers, 2016
- 39 Brett Favre, 1996
- Aaron Rodgers, 2012

Most Touchdown Passes, Rookie, Season

- 13 Babe Parilli, 1952
- 7 Cecil Isbell, 1938
- Irv Comp, 1943
- Tobin Rote, 1950
- Scott Hunter, 1971



Favre



Rote

Most Touchdown Passes, Game

- 6 Matt Flynn, vs. Det., Jan. 1, 2012
- Aaron Rodgers, at HouT, Oct. 14, 2012
- Aaron Rodgers, vs. ChiB, Nov. 9, 2014
- 5 Cecil Isbell, vs. ChiC, Nov. 1, 1942
- Don Horn, vs. STLC, Dec. 21, 1969
- Lynn Dickey, at NO, Dec. 13, 1981
- Lynn Dickey, at HouO, Sept. 4, 1983
- Brett Favre, vs. ChiB, Nov. 12, 1995
- Brett Favre, vs. Min., Sept. 21, 1997
- Brett Favre, at Car., Sept. 27, 1998
- Aaron Rodgers, vs. ChiB, Dec. 25, 2011
- Aaron Rodgers, vs. KC, Sept. 28, 2015
- Aaron Rodgers, vs. Oak., Oct. 20, 2019
- 4 52 times (most: Aaron Rodgers, 25; last: Rodgers at ChiB, Jan. 3, 2021)



Isbell

Most Games, Four or More TD Passes, Career

- 30 Aaron Rodgers, 2005-20 (16 seasons)
- 19 Brett Favre, 1992-2007 (16 seasons)
- 5 Lynn Dickey, 1976-77, 1979-85 (9 seasons)
- 2 Bart Starr, 1956-71 (16 seasons)
- Matt Flynn, 2008-11, 2013 (5 seasons)

Most Games, Four or More TD Passes, Season

- | | |
|-----------------------|---------------------|
| 7 Aaron Rodgers, 2020 | 2 Lynn Dickey, 1983 |
| 5 Brett Favre, 1996 | Lynn Dickey, 1984 |
| 4 Aaron Rodgers, 2011 | Aaron Rodgers, 1997 |
| Aaron Rodgers, 2012 | Brett Favre, 2003 |
| Aaron Rodgers, 2016 | Brett Favre, 2004 |
| 3 Brett Favre, 1995 | Aaron Rodgers, 2010 |
| | Aaron Rodgers, 2014 |
| | Aaron Rodgers, 2015 |
| | Aaron Rodgers, 2019 |

Most Consecutive Games, Four or More TD Passes

- 2 Brett Favre (Gm 5-6, 1996)
- Brett Favre (Gm 14-15, 2003)
- Aaron Rodgers (Gm 8-9, 2011)
- Aaron Rodgers (Gm 15-16, 2016)
- Aaron Rodgers (Gm 15-16, 2020)

Most Consecutive Games, Touchdown Pass

- 36 Brett Favre (Gm 8-16, 2002; Gm 1-16, 2003; Gm 1-11, 2004)
- 22 Cecil Isbell (Gm 1-11, 1941; Gm 1-11, 1942)
- Aaron Rodgers (Gm 8-16, 2015; Gm 1-13, 2016)
- 19 Aaron Rodgers (Gm 10-16, 2008; Gm 1-12, 2009)
- Aaron Rodgers (Gm 15-16, 2010; Gm 1-15, 2011; Gm 1-2, 2012)
- 18 Brett Favre (Gm 3-16, 1997; Gm 1-4, 1998)

HAD INTERCEPTED

Most Consecutive Attempts Without Interception

- *402 Aaron Rodgers, 2018 251 Aaron Rodgers, 2016-17
- 294 Bart Starr, 1964-65 212 Aaron Rodgers, 2014
- 277 Aaron Rodgers, 2019 202 Aaron Rodgers, 2014

Most Passes Had Intercepted, Career

- 286 Brett Favre, 1992-2007 (16 seasons) (*336 career)
- 151 Lynn Dickey, 1976-77, 1979-85 (9 seasons)
- 138 Bart Starr, 1956-71 (16 seasons)
- 119 Tobin Rote, 1950-56 (7 seasons)
- 90 Arnie Herber, 1930-40 (11 seasons)

Most Passes Had Intercepted, Season

- 29 Lynn Dickey, 1983 (484 att.) 21 Irv Comp, 1944 (177 att.)
- Brett Favre, 2005 (607 att.) Jack Jacobs, 1948 (184 att.)
- 25 Lynn Dickey, 1980 (478 att.) John Hadl, 1975 (353 att.)
- 24 Tobin Rote, 1950 (224 att.) Brett Favre, 2003 (471 att.)
- Brett Favre, 1993 (522 att.)
- 23 Randy Wright, 1986 (492 att.)
- Brett Favre, 1998 (551 att.)
- Brett Favre, 1999 (595 att.)

Fewest Passes Had Intercepted, Season (200 attempts)

- 2 Aaron Rodgers, 2018 (597 attempts)
- 3 Bart Starr, 1966 (251 attempts)
- 4 Bart Starr, 1964 (272 attempts)
- Aaron Rodgers, 2019 (569 attempts)
- 5 Aaron Rodgers, 2014 (520 attempts)
- Aaron Rodgers, 2020 (536 attempts)
- 6 Aaron Rodgers, 2011 (502 attempts)
- Aaron Rodgers, 2013 (290 attempts)
- Aaron Rodgers, 2017 (238 attempts)

* — holds or shares NFL record

Most Passes Had Intercepted, Game

- 6 Tom O'Malley, vs. Det., Sept. 17, 1950 (15 att.)
- 5 Cecil Isbell, at NYG, Nov. 20, 1938 (19 att.)
- Jack Jacobs, at NYG, Nov. 23, 1947 (24 att.)
- Jack Jacobs, at Phi., Dec. 14, 1947 (36 att.)
- Tobin Rote, vs. LARm, Oct. 16, 1955 (40 att.)
- Bart Starr, vs. ChiB, Sept. 24, 1967 (19 att.)
- Randy Wright, at NO, Sept. 14, 1986 (44 att.)
- Don Majkowski, at TB, Oct. 14, 1990 (42 att.)
- Brett Favre, at Cin., Oct. 30, 2005 (39 att.)

Most Attempts, No Interceptions, Game

- 61 Aaron Rodgers, vs. Det., Nov. 15, 2015
- 56 Aaron Rodgers, vs. ChiB, Oct. 20, 2016
- 55 Aaron Rodgers, at NYJ, Dec. 23, 2018
- 52 Aaron Rodgers, at Det., Oct. 7, 2018
- 50 Aaron Rodgers, vs. Ari., Dec. 2, 2018
- 48 Aaron Rodgers, at Pit., Dec. 20, 2009
- 46 Don Majkowski, at Det., Sept. 30, 1990
- Brett Favre, vs. Min., Nov. 11, 2007
- Brett Hundley, at CleB, Dec. 10, 2017
- Aaron Rodgers, vs. SF, Oct. 15, 2018



Majkowski

LOWEST PERCENTAGE, PASSES HAD INTERCEPTED**Most Seasons Leading League**

- *5 Aaron Rodgers, 2009, 2014, 2018-20
- 3 Bart Starr, 1962, 1964, 1966

Lowest Percentage, Career (1,500 attempts)

- *1.35 Aaron Rodgers, 2005-2020 (89 int., 6,587 att.)
- 3.27 Brett Favre, 1992-2007 (286 int., 8,754 att.)
- 3.48 Don Majkowski, 1987-92 (56 int., 1,607 att.)
- 4.38 Bart Starr, 1956-71 (138 int., 3,149 att.)
- 5.33 Lynn Dickey, 1976-77, 1979-85 (151 int., 2,831 att.)

Lowest Percentage, Season (200 attempts)

- *0.34 Aaron Rodgers, 2018 (2 int., 597 att.)
- 0.70 Aaron Rodgers, 2019 (4 int., 569 att.)
- 0.95 Aaron Rodgers, 2020 (5 int., 526 att.)
- 0.96 Aaron Rodgers, 2014 (5 int., 520 att.)
- 1.15 Aaron Rodgers, 2016 (7 int., 610 att.)

TIMES SACKED

Became official team statistic in 1963

Most Times Sacked, Career

- 468 Aaron Rodgers, 2005-20 (16 seasons)
- 438 Brett Favre, 1992-2007 (16 seasons) (*525 career)
- 268 Lynn Dickey, 1976-77, 1979-85 (9 seasons)
- 235 Bart Starr, 1963-71 (9 seasons)
- 159 Don Majkowski, 1987-92 (6 seasons)

Most Times Sacked, Season

- 51 Aaron Rodgers, 2012
- 50 Aaron Rodgers, 2009
- 49 Aaron Rodgers, 2018
- 47 Don Majkowski, 1989
- 46 Aaron Rodgers, 2015

Most Times Sacked, Game

- 11 Bart Starr, vs. Det., Nov. 7, 1965
- 10 David Whitehurst, at SD, Sept. 24, 1978
- 9 Lynn Dickey, at NYJ, Dec. 20, 1981
- 8 Bart Starr, at Min., Oct. 5, 1969
- David Whitehurst, at Atl., Oct. 7, 1979
- Don Majkowski, at Min., Oct. 15, 1989
- Don Majkowski, at LARd, Nov. 11, 1990
- Brett Favre, at TB, Dec. 7, 1998
- Aaron Rodgers, at Min., Oct. 5, 2009
- Aaron Rodgers, at Sea, Sept. 24, 2012
- Aaron Rodgers, at Ari., Dec. 27, 2015

PASS RECEIVING**RECEPTIONS****Most Seasons Leading League**

- *8 Don Hutson, 1936-37, 1939, 1941-45
- 3 Sterling Sharpe, 1989, 1992-93

Most Consecutive Seasons Leading League

- *5 Don Hutson, 1941-45
- 2 Sterling Sharpe, 1992-93

Most Seasons Leading Team

- 10 Don Hutson, 1936-45
- 8 James Lofton, 1978, 1980-86
- 7 Boyd Dowler, 1959, 1962-65, 1967-68 (tied in '62)
- Sterling Sharpe, 1988-94
- 6 Billy Howton, 1952-57
- Donald Driver, 2002-03, 2005-07, 2009
- 4 Max McGee, 1958, 1960-62
- Antonio Freeman, 1996-99
- Jordy Nelson, 2011, 2013-14, 2016
- Davante Adams, 2017-20

Most Consecutive Seasons Leading Team

- 10 Don Hutson, 1936-45
- 7 James Lofton, 1980-86
- Sterling Sharpe, 1988-94
- 6 Billy Howton, 1952-57
- 4 Boyd Dowler, 1962-65
- Antonio Freeman, 1996-99
- Davante Adams, 2017-20

Most Receptions, Career

- 743 Donald Driver, 1999-2012 (14 seasons)
- 595 Sterling Sharpe, 1988-94 (7 seasons)
- 550 Jordy Nelson, 2008-14, 2016-17 (9 seasons)
- 546 Davante Adams, 2014-20 (7 seasons)
- 530 James Lofton, 1978-86 (9 seasons)

Most Seasons, 50 or More Receptions

- 9 Donald Driver, 2002-10
- 7 James Lofton, 1979-81, 1983-86
- Sterling Sharpe, 1988-94
- 6 Antonio Freeman, 1996-2001
- Davante Adams, 2015-20
- 5 Greg Jennings, 2007-11
- Jordy Nelson, 2011, 2013-14, 2016-17
- Randall Cobb, 2012, 2014-17
- 4 Ahman Green, 2000-03 (RB)
- James Jones, 2010, 2012-13, 2015
- 3 Don Hutson, 1941-42, 1944
- Billy Howton, 1952, 1954, 1956
- Paul Coffman, 1979, 1981, 1983 (TE)
- Edgar Bennett, 1993-95 (RB)
- Robert Brooks, 1994-95, 1997
- Bill Schroeder, 1999-2001
- Jermichael Finley, 2009, 2011-12 (TE)



Freeman

Most Receptions, Season

- 115 Davante Adams, 2020 (14 games)
- 112 Sterling Sharpe, 1993 (16 games)
- 111 Davante Adams, 2018 (15 games)
- 108 Sterling Sharpe, 1992 (16 games)
- 102 Robert Brooks, 1995 (16 games)
- 98 Jordy Nelson, 2014 (16 games)
- 97 Jordy Nelson, 2016 (16 games)
- 94 Sterling Sharpe, 1994 (16 games)
- 92 Donald Driver, 2006 (16 games)
- 91 Randall Cobb, 2014 (16 games)

Most Receptions, Rookie, Season

- 55 Sterling Sharpe, 1988
- 53 Billy Howton, 1952
- 47 James Jones, 2007
- 46 James Lofton, 1978
- 48 Gerry Ellis, 1980 (RB)

* — holds or shares NFL record

JOHNNY BLOOD

Johnny Blood might still be the most colorful player in the history of the National Football League. That might sound like hyperbole, but how many other players have been the inspiration for a Hollywood movie 70 years after retiring? And *Leatherheads*, released in 2008 and starring George Clooney, might not have done justice to Blood's eccentricities. Born John Victor McNally, he adopted the name Johnny Blood and used it exclusively throughout his 15-year, Hall of Fame playing career, including seven seasons with the Packers.



Most Receptions, Game

- 14 Don Hutson, at NYG, Nov. 22, 1942 (134 yds.)
Davante Adams, at Min., Sept. 13, 2020 (156 yds.)
- 13 Don Hutson, vs. CleR, Oct. 18, 1942 (209 yds.)
Davante Adams, vs. ChiB, Oct. 20, 2016 (132 yds.)
Davante Adams, at Min., Dec. 23, 2019 (116 yds.)
Davante Adams, at HouT, Oct. 25, 2020 (196 yds.)
- 12 Ken Payne, at Den., Sept. 29, 1975 (167 yds.)
Vince Workman, vs. Min., Sept. 6, 1992 (50 yds.) (RB)
Davante Adams, at Atl., Oct. 30, 2016 (74 yds.)
Jordy Nelson, at TenT, Nov. 13, 2016 (126 yds.)
- 11 Don Hutson, vs. Card-Pitt, Oct. 8, 1944 (207 yds.)
Bob Mann, at LARm, Dec. 16, 1951 (123 yds.)
Billy Howton, at BalC, Oct. 24, 1954 (147 yds.)
Eddie Lee Ivey, at TB, Oct. 12, 1980 (128 yds.) (RB)
Jerry Ellis, at TB, Nov. 22, 1981 (76 yds.) (FB)
James Lofton, at Den., Oct. 15, 1984 (206 yds.)
Sterling Sharpe, at NYG, Nov. 8, 1992 (160 yds.)
Robert Brooks, vs. Pit., Dec. 24, 1995 (137 yds.)
Don Beebe, vs. SF, Oct. 14, 1996 (220 yds.)
Donald Driver, vs. Det., Nov. 10, 2002 (130 yds.)
Javon Walker, at Ind., Sept. 26, 2004 (200 yds.)
Javon Walker, vs. Jax, Dec. 19, 2004 (152 yds.)
Donald Driver, at Min., Dec. 24, 2004 (162 yds.)
James Jones, vs. Was., Sept. 15, 2013 (178 yds.)
Randall Cobb, at TB, Dec. 21, 2014 (131 yds.)
Randall Cobb, vs. ChiB, Oct. 20, 2016 (95 yds.)
Davante Adams, at NYJ, Dec. 23, 2018 (71 yds.)
Davante Adams, vs. TenT, Dec. 27, 2020 (142 yds.)
- 10 Don Hutson, at ChiB, Nov. 15, 1942 (117 yds.)
Max McGee, at Min., Oct. 14, 1962 (159 yds.)
James Lofton, vs. Det., Oct. 6, 1985 (151 yds.)
Sterling Sharpe, vs. Min., Nov. 26, 1989 (157 yds.)
Sterling Sharpe, at PhOC, Nov. 18, 1990 (157 yds.)
Sterling Sharpe, vs. Den., Oct. 10, 1993 (70 yds.)
Sterling Sharpe, at TB, Oct. 24, 1993 (147 yds.)
Sterling Sharpe, at ChiB, Dec. 5, 1993 (114 yds.)
Edgar Bennett, vs. Mia, Sept. 11, 1994 (78 yds.) (RB)
Sterling Sharpe, at Det., Dec. 4, 1994 (115 yds.)
Robert Brooks, at DalC, Oct. 8, 1995 (124 yds.)
Antonio Freeman, vs. ChiB, Dec. 1, 1996 (156 yds.)
Antonio Freeman, at Car., Dec. 14, 1997 (166 yds.)
Dorsey Levens, vs. Det., Nov. 21, 1999 (99 yds.) (RB)
Donald Driver, vs. TenT, Oct. 11, 2004 (150 yds.)
Donald Driver, at HouT, Nov. 21, 2004 (148 yds.)
Donald Driver, at Atl., Nov. 13, 2005 (114 yds.)
Donald Driver, at Mia, Oct. 22, 2006 (93 yds.)
Donald Driver, at Det., Nov. 22, 2007 (147 yds.)
Jordy Nelson, at ChiB, Dec. 29, 2013 (161 yds.)
Jordy Nelson, at ChiB, Sept. 28, 2014 (108 yds.)
Randall Cobb, vs. Phi., Nov. 16, 2014 (129 yds.)
Davante Adams, vs. Det., Nov. 15, 2015 (79 yds.)
Ty Montgomery, vs. DalC, Oct. 16, 2016 (98 yds.) (RB)
Ty Montgomery, vs. ChiB, Oct. 20, 2016 (66 yds.) (RB)
Davante Adams, at CleB, Dec. 10, 2017 (84 yds.)
Davante Adams, vs. SF, Oct. 15, 2018 (132 yds.)
Davante Adams, at Sea., Nov. 15, 2018 (166 yds.)
Davante Adams, vs. Phi., Sept. 26, 2019 (180 yds.)
Davante Adams, vs. SF, Nov. 5, 2020 (173 yds.)
Davante Adams, vs. Phi., Dec. 6, 2020 (121 yds.)

Most Consecutive Games, Reception

- 133 Donald Driver, Game 16, 2001 - Game 1, 2003; Game 3, 2003 - Game 15, 2007; Game 1, 2008 - Game 6, 2010
- 103 Sterling Sharpe, Game 10, 1988 - Game 16, 1994
- 81 Davante Adams, Game 7, 2015 - Game 14, 2017; Games 1-15, 2018; Games 1-4 and 9-16, 2019; Games 1-2 and 5-16, 2020
- 68 Randall Cobb, Games 13-15, 2011; Games 1-15, 2012; Games 1-5, 2013; Game 16, 2013 - Game 6, 2016; Games 8-13, 2016
- 60 Edgar Bennett, Game 1, 1993 - Game 12, 1996 (RB)

RECEIVING YARDS

Most Seasons Leading League

- *7 Don Hutson, 1936, 1938-39, 1941-44
2 Billy Howton, 1952, 1956
1 Sterling Sharpe, 1992
Antonio Freeman, 1998

Most Consecutive Seasons Leading League

- *4 Don Hutson, 1941-44

Most Seasons Leading Team

- 11 Don Hutson, 1935-45
9 James Lofton, 1978-86
7 Sterling Sharpe, 1988-94
6 Billy Howton, 1952-57
Carroll Dale, 1966, 1968-72



Dale

Most Consecutive Seasons Leading Team

- 11 Don Hutson, 1935-45
9 James Lofton, 1978-86
7 Sterling Sharpe, 1988-94
6 Billy Howton, 1952-57
5 Max McGee, 1958-62
Carroll Dale, 1968-72

Most Yards Receiving, Career

- 10,137 Donald Driver, 1999-2012 (14 seasons)
9,656 James Lofton, 1978-86 (9 seasons)
8,134 Sterling Sharpe, 1988-94 (7 seasons)
7,991 Don Hutson, 1935-45 (11 seasons)
7,848 Jordy Nelson, 2008-14, 2016-17 (9 seasons)

Most Seasons, 1,000 or More Yards Receiving

- 7 Donald Driver, 2002, 2004-09
5 James Lofton, 1980-81, 1983-85
Sterling Sharpe, 1989-90, 1992-94
4 Jordy Nelson, 2011, 2013-14, 2016
3 Antonio Freeman, 1997-99
Greg Jennings, 2008-10
2 Billy Howton, 1952, 1956
Robert Brooks, 1995, 1997
Davante Adams, 2018, 2020
1 Don Hutson, 1942
Bill Schroeder, 1999
Javon Walker, 2004
Randall Cobb, 2014

Most Yards Receiving, Season

- 1,519 Jordy Nelson, 2014 (16 games)
1,497 Robert Brooks, 1995 (16 games)
1,461 Sterling Sharpe, 1992 (16 games)
1,424 Antonio Freeman, 1998 (15 games)
1,423 Sterling Sharpe, 1989 (16 games)
1,386 Davante Adams, 2018 (15 games)
1,382 Javon Walker, 2004 (16 games)
1,374 Davante Adams, 2020 (14 games)
1,361 James Lofton, 1984 (16 games)
1,314 Jordy Nelson, 2013 (16 games)



Brooks

Most Yards Receiving, Rookie, Season

- 1,231 Billy Howton, 1952 (12 games)
818 James Lofton, 1978 (16 games)
791 Sterling Sharpe, 1988 (16 games)
676 James Jones, 2007 (16 games)
632 Greg Jennings, 2006 (14 games)

Most Yards Receiving, Game

- 257 Billy Howton, vs. LARm, Oct. 21, 1956 (7 rec.)
237 Don Hutson, at Bkn., Nov. 21, 1943 (8 rec.)
220 Don Beebe, vs. SF, Oct. 14, 1996 (11 rec.)
209 Don Hutson, vs. CleR, Oct. 18, 1942 (13 rec.)
Jordy Nelson, vs. NYJ, Sept. 14, 2014 (9 rec.)
207 Don Hutson, vs. ChiC, Nov. 1, 1942 (5 rec.)
Don Hutson, vs. Card-Pitt, Oct. 8, 1944 (11 rec.)
206 James Lofton, at Den., Oct. 15, 1984 (11 rec.)
205 Carroll Dale, vs. Det., Sept. 29, 1968 (6 rec.)
200 Billy Howton, at LARm, Dec. 7, 1952 (6 rec.)
Javon Walker, at Ind., Sept. 26, 2004 (11 rec.)

Most Games, 200 or More Yards Receiving, Career

- 4 Don Hutson, 1935-45
2 Billy Howton, 1952-58
1 Carroll Dale, 1965-72
James Lofton, 1978-86
Don Beebe, 1996-97
Javon Walker, 2002-05
Jordy Nelson, 2008-14, 2016-17

Most Games, 200 or More Yards Receiving, Season

- 2 Don Hutson, 1942

Most Games, 100 or More Yards Receiving, Career

- 32 James Lofton, 1978-86
29 Sterling Sharpe, 1988-94
25 Jordy Nelson, 2008-14, 2016-17
24 Don Hutson, 1935-45
23 Greg Jennings, 2006-12
Davante Adams, 2014-20

Most Games, 100 or More Yards Receiving, Season

- 9 Robert Brooks, 1995
7 Sterling Sharpe, 1992
Jordy Nelson, 2014
Davante Adams, 2020
6 Don Hutson, 1942
Billy Howton, 1952
James Lofton, 1984
Sterling Sharpe, 1989
Antonio Freeman, 1998

* — holds or shares NFL record

Most Consecutive Games, 100 or More Yards Receiving

- 4 Don Hutson, 1945
James Lofton, 1982-83
- 3 Billy Howton, 1952
James Lofton, 1984
Robert Brooks, 1995
Robert Brooks, 1995
Antonio Freeman, 1998
Greg Jennings, 2008
Greg Jennings, 2010
Davante Adams, 2018

Longest Pass Reception (All TDs)

- *99 Robert Brooks (from B.Favre, at ChiB, Sept. 11, 1995)
96 Billy Grimes (from T.Rote, at SF, Dec. 10, 1950) (RB)
95 Steve Odum (from L.Dickey, at Min., Oct. 2, 1977)
93 Jordy Nelson (from A.Rodgers, vs. StLR, Oct. 16, 2011)
92 Don Hutson (from A.Herber, vs. ChiC, Oct. 8, 1939)
91 Boyd Dowler (from B.Starr, at LARm, Dec. 17, 1960)

AVERAGE GAIN, RECEIVING**Highest Average Gain, Career (150 Receptions)**

- 19.72 Carroll Dale (275 rec., 5,422 yds.)
18.42 Billy Howton (303 rec., 5,581 yds.)
18.39 Max McGee (345 rec., 6,346 yds.)
18.22 James Lofton (530 rec., 9,656 yds.)
16.38 Don Hutson (488 rec., 7,991 yds.)

Highest Average Gain, Season (24 Receptions)

- 24.88 Don Hutson, 1939 (34 rec., 846 yds.)
23.68 Carroll Dale, 1966 (37 rec., 876 yds.)
23.23 Billy Howton, 1952 (53 rec., 1,231 yds.)
23.17 Max McGee, 1959 (30 rec., 695 yds.)
22.41 James Lofton, 1983 (58 rec., 1,300 yds.)

Highest Average Gain, Game (3 Receptions)

- 49.67 Don Hutson, at Bkn., Nov. 19, 1939 (3-149)
48.67 James Lofton, at Atl., Dec. 26, 1982 (3-146)
47.33 Carroll Dale, vs. SF, Dec. 4, 1966 (3-142)
46.50 Carroll Dale, vs. Atl., Sept. 27, 1970 (4-186)
43.50 Andy Uram, vs. ChiC, Nov. 1, 1942 (4-174) (B)

TOUCHDOWN RECEPTIONS**Most Seasons Leading League**

- *9 Don Hutson, 1935-38, 1940-44
3 Johnny (Blood) McNally, 1930-31, 1933 (B)
2 Sterling Sharpe, 1992, 1994
1 Billy Howton, 1956
James Jones, 2012
Jordy Nelson, 2016
Davante Adams, 2020

Most Consecutive Seasons Leading League

- *5 Don Hutson, 1940-44
4 Don Hutson, 1935-38
2 Johnny (Blood) McNally, 1930-31 (B)

Most Seasons Leading Team

- 11 Don Hutson, 1935-45
7 Max McGee, 1954, 1958-61, 1963-64
6 James Lofton, 1978-82, 1986
Sterling Sharpe, 1989-94
5 Carroll Dale, 1966-69, 1971



Lofton

Most Consecutive Seasons Leading Team

- 11 Don Hutson, 1935-45
6 Sterling Sharpe, 1989-94
5 James Lofton, 1978-82
4 Johnny (Blood) McNally, 1930-33 (B)
Max McGee, 1958-61
Carroll Dale, 1966-69
Antonio Freeman, 1997-2000
Davante Adams, 2017-20

Most Touchdown Receptions, Career

- 99 Don Hutson, 1935-45 (11 seasons)
69 Jordy Nelson, 2008-14, 2016-17 (9 seasons)
65 Sterling Sharpe, 1988-94 (7 seasons)
62 Davante Adams, 2014-20 (7 seasons)
61 Donald Driver, 1999-2012 (14 seasons)

Most Touchdown Receptions, Season

- 18 Sterling Sharpe, 1994 (16 games)
Davante Adams, 2020 (14 games)
- 17 Don Hutson, 1942 (11 games)
15 Jordy Nelson, 2011 (16 games)
14 Antonio Freeman, 1998 (15 games)
James Jones, 2012 (16 games)
Jordy Nelson, 2016 (16 games)

Most Touchdown Receptions, Rookie, Season

- 13 Billy Howton, 1952
9 Max McGee, 1954
6 Don Hutson, 1935
James Lofton, 1978
- 5 Carl Elliott, 1951
Ray Pelfrey, 1951
4 Boyd Dowler, 1959
Ed West, 1984 (TE)

Most Touchdown Receptions, Game

- 4 Don Hutson, vs. Det., Oct. 7, 1945
Sterling Sharpe, at TB, Oct. 24, 1993
Sterling Sharpe, at DalC, Nov. 24, 1994
- 3 Johnny (Blood) McNally, at Prov., Nov. 26, 1931 (B)
Don Hutson, at CleR, Oct. 17, 1937
Don Hutson, vs. CleR, Sept. 11, 1938
Don Hutson, at CleR, Oct. 30, 1938
Don Hutson, at Was., Nov. 30, 1941
Don Hutson, vs. ChiC, Nov. 1, 1942
Andy Uram, vs. ChiC, Nov. 1, 1942 (B)
Don Hutson, at CleR, Nov. 8, 1942
Bob Mann, vs. Phi., Oct. 14, 1951
Billy Howton, at Det., Nov. 27, 1952
Max McGee, at Phi., Oct. 30, 1954
Max McGee, at LARm, Dec. 7, 1963
James Lofton, vs. NO, Sept. 10, 1978
James Lofton, vs. Pit., Sept. 11, 1983
Sterling Sharpe, at TB, Dec. 24, 1994
Keith Jackson, at TB, Sept. 1, 1996 (TE)
Antonio Freeman, vs. Den., Dec. 8, 1996
Derrick Mayes, at Car., Sept. 27, 1998
Antonio Freeman, vs. TenO, Dec. 20, 1998
Javon Walker, at Ind., Sept. 26, 2004
Greg Jennings, at Min., Nov. 21, 2010
Jermichael Finley, at ChiB, Sept. 25, 2011 (TE)
Jordy Nelson, vs. Det., Jan. 1, 2012
Jordy Nelson, at HouT, Oct. 14, 2012
James Jones, at ChiB, Dec. 16, 2012
Randall Cobb, vs. KC, Sept. 28, 2015
Robert Tonyan, vs. Atl., Oct. 5, 2020
Davante Adams, vs. Min., Nov. 1, 2020
Davante Adams, vs. Ten., Dec. 27, 2020



Sharpe

Most Consecutive Games, Touchdown Reception

- 8 Davante Adams, 2020
7 Don Hutson 1941-42
Don Hutson, 1943-44
6 Billy Howton, 1956
Sterling Sharpe, 1994
Randall Cobb, 2014
5 Don Hutson, 1942
Billy Howton, 1952
Antonio Freeman, 1998-99
Greg Jennings, 2007
Davante Adams, 2018
Robert Tonyan, 2020

YARDS FROM SCRIMMAGE*Rushing and Receiving***Most Yards From Scrimmage, Career**

- 11,048 Ahman Green, 2000-06, 09 (8,322 rush, 2,726 rec.)
10,354 Donald Driver, 1999-2012 (217 rush, 10,137 rec.)
9,901 James Lofton, 1978-86 (245 rush, 9,656 rec.)
9,712 Jim Taylor, 1958-66 (8,207 rush, 1,505 rec.)
8,275 Don Hutson, 1935-45 (284 rush, 7,991 rec.)

* — holds or shares NFL record

Most Yards From Scrimmage, Season

2,250	Ahman Green, 2003 (1,883 rush, 367 rec.)
1,981	Ahman Green, 2001 (1,387 rush, 594 rec.)
1,805	Dorsey Levens, 1997 (1,435 rush, 370 rec.)
1,734	Ahman Green, 2000 (1,175 rush, 559 rec.)
1,715	Edgar Bennett, 1995 (1,067 rush, 648 rec.)

Most Yards From Scrimmage, Game

257	Billy Howton, vs. LARm, Oct. 21, 1956
237	Don Hutson, at Bkn., Nov. 21, 1943
236	Aaron Jones, vs. Det., Sept. 20, 2020
227	Ahman Green, vs. Den., Dec. 28, 2003
226	Aaron Jones, at KC, Oct. 27, 2019

INTERCEPTIONS BY

(Further defensive records on page 333)

Most Seasons Leading League, Interceptions

2	Charles Woodson, 2009, 2011
1	Don Hutson, 1940
	Willie Wood, 1962
	Darren Sharper, 2000

Most Seasons Leading Team, Interceptions

7	Bobby Dillon, 1952-58
4	Willie Wood, 1961-63, 1965, 1970
	LeRoy Butler, 1990-91, 1993, 1995, 1997
	Darren Sharper, 2000-04
4	Herb Adderley, 1963-65, 1969
	Charles Woodson, 2006, 2008-09, 2011
3	Don Hutson, 1940, 1942, 1945
	John Symank, 1957, 1959, 1961
	Ken Ellis, 1971-73
	Mark Murphy, 1988, 1990-91

Most Consecutive Seasons Leading Team

7	Bobby Dillon, 1952-58
5	Darren Sharper, 2000-04
3	Willie Wood, 1961-63
	Herb Adderley, 1963-65
	Ken Ellis, 1971-73

Most Interceptions By, Career

52	Bobby Dillon, 1952-59 (8 seasons)
48	Willie Wood, 1960-71 (12 seasons)
39	Herb Adderley, 1961-69 (9 seasons)
38	LeRoy Butler, 1990-2001 (12 seasons)
	Charles Woodson, 2006-12 (7 seasons)

Most Interceptions By, Season

10	Irv Comp, 1943 (10 games)
9	Bob Forte, 1947 (12 games)
	Bobby Dillon, 1953 (12 games)
	Bobby Dillon, 1955 (12 games)
	Bobby Dillon, 1957 (12 games)
	John Symank, 1957 (12 games)
	Willie Wood, 1962 (14 games)
	Willie Buchanan, 1978 (16 games)
	Tom Flynn, 1984 (16 games)
	Mark Lee, 1986 (16 games)
	Darren Sharper, 2000 (16 games)
	Charles Woodson, 2009 (16 games)

Most Interceptions By, Rookie, Season

10	Irv Comp, 1943	7	Rebel Steiner, 1950
9	John Symank, 1957	6	Mike McKenzie, 1999
	Tom Flynn, 1984		Casey Hayward, 2012

Most Interceptions By, Game

*4	Bobby Dillon, at Det., Nov. 26, 1953
	Willie Buchanan, at SD, Sept. 24, 1978
3	Several times (last: Tom Flynn, vs. Det., Oct. 28, 1984)

Most Consecutive Games, Interception

5	Irv Comp, 1943
4	Several times (last: Nick Collins, 2009)

YARDS GAINED

Most Seasons Leading League

*2	Herb Adderley, 1965, 1969
1	Charley Brock, 1945
	Bobby Dillon, 1956
	Darren Sharper, 2002
	Nick Collins, 2008

Most Yards Gained, Career

976	Bobby Dillon, 1952-59	677	Darren Sharper, 1997-2004
795	Herb Adderley, 1961-69	568	Charles Woodson, 2006-12
699	Willie Wood, 1960-71		

Most Yards Gained, Season

295	Nick Collins, 2008
244	Bobby Dillon, 1956
233	Darren Sharper, 2002
217	Maurice Harvey, 1981
198	John Symank, 1957

Most Yards Gained, Rookie, Season

198	John Symank, 1957	114	Marques Anderson, 2002
190	Rebel Steiner, 1950	111	Tim Lewis, 1983
149	Irv Comp, 1943		

Most Yards Gained, Game

116	Charlie Peprah, at SD, Nov. 6, 2011
99	Maurice Harvey, at NO, Dec. 13, 1981
	Tim Lewis, vs. LARm, Nov. 18, 1984
	Aaron Rouse, vs. Ind., Oct. 19, 2008
98	Mike McKenzie, vs. ChiB, Dec. 7, 2003

Longest Interception Return (All TDs)

99	Tim Lewis, vs. LARm, Nov. 18, 1984
	Aaron Rouse, vs. Ind., Oct. 19, 2008
95	Nick Barnett, vs. NO, Oct. 9, 2005
94	Rebel Steiner, vs. ChiB, Oct. 1, 1950
91	Hal Van Every, at Pit., Nov. 23, 1941

Most Touchdowns on Interceptions, Career

9	Charles Woodson, 2006-12
7	Herb Adderley, 1961-69
5	Bobby Dillon, 1952-59
	Darren Sharper, 1997-2004
4	Johnny (Blood) McNally, 1929-33, 1935-36
	Nick Collins, 2005-11

Most Touchdowns on Interceptions, Season

3	Herb Adderley, 1965
	Nick Collins, 2008
	Charles Woodson, 2009
2	Don Perkins, 1944
	Charley Brock, 1945
	Bob Jeter, 1966
	Darren Sharper, 1997, 2004
	Marques Anderson, 2002
	Charles Woodson, 2008
	Julius Peppers, 2014

Most Touchdowns on Interceptions, Rookie, Season

2	Darren Sharper, 1997
	Marques Anderson, 2002

Most Touchdowns on Interceptions, Game

1	Several times (last: Chandon Sullivan, vs. Det., Sept. 20, 2020)
---	--

PUNTING

Most Seasons Leading League, Punts

2	Jack Jacobs, 1948-49
1	Roy McKay, 1946
	Max McGee, 1959

Most Punts, Career

495	David Beverly, 1975-80 (37.9 gross avg.)
390	Tim Masthay, 2010-15 (44.2 gross avg.)
368	Don Bracken, 1985-90 (39.7 gross avg.)
315	Donny Anderson, 1966-71 (39.6 gross avg.)
308	Josh Bidwell, 2000-03 (41.1 gross avg.)

Most Punts, Season

106	David Beverly, 1978 (35.5 gross avg.)
86	David Beverly, 1980 (38.2 gross avg.)
	Paul McJulien, 1991 (40.4 gross avg.)
85	David Beverly, 1977 (39.9 gross avg.)
	Bucky Scribner, 1984 (42.3 gross avg.)
	Don Bracken, 1988 (38.7 gross avg.)

Most Punts, Game

11	Clarke Hinkle, at ChiB, Dec. 10, 1933 (407 yds.)
	Jug Girard, at ChiB, Oct. 15, 1950 (418 yds.)
	Jug Girard, at LARm, Dec. 3, 1950 (402 yds.)
10	Roy McKay, at Phi., Oct. 13, 1946 (421 yds.)
	Jack Jacobs, at ChiB, Nov. 14, 1948 (392 yds.)
	Max McGee, at NYG, Nov. 1, 1959 (437 yds.)
	Don Chandler, vs. DalC, Oct. 24, 1965 (400 yds.)
	David Beverly, at Cin., Sept. 26, 1976 (366 yds.)
	David Beverly, vs. Min., Nov. 26, 1978 (305 yds.)
	David Beverly, at ChiB, Dec. 10, 1978 (307 yds.)
	Don Bracken, vs. LARd, Sept. 13, 1987 (489 yds.)
	Craig Henrich, at Min., Oct. 20, 1994 (460 yds.)
	Jon Ryan, vs. NE, Nov. 19, 2006 (459 yds.)

* — holds or shares NFL record



Comp

Longest Punt

- 90 Don Chandler, vs. SF, Oct. 10, 1965
 78 Jack Jacobs, vs. ChiC, Oct. 10, 1948
 75 Boyd Dowler, at Min., Oct. 22, 1961
 Boyd Dowler, vs. SF, Oct. 21, 1962
 74 Arnie Herber, vs. Det., Oct. 22, 1939
 Jack Jacobs, vs. LARm, Oct. 5, 1947
 73 Roy McKay, vs. ChiC, Oct. 28, 1945
 Dick Deschaine, at SF, Dec. 4, 1955
 72 Lou Brock, vs. ChiB, Sept. 26, 1943
 Jug Girard, at Det., Dec. 11, 1949
 Ray Stachowicz, at LARm, Sept. 20, 1981
 Sean Landeta, at Cin., Sept. 20, 1998
 Jon Ryan, vs. Det., Dec. 30, 2007
 71 Roy McKay, vs. BosY, Oct. 21, 1945
 Dick Deschaine, vs. ChiB, Sept. 29, 1957
 Tim Masthay, at KC, Dec. 18, 2011

AVERAGE YARDAGE, PUNTING**Most Seasons Leading League, Gross Average**
(No Packers punter has ever led the league)**Highest Gross Average, Punting, Career (150 punts)**

- 44.6 JK Scott, 2018-20 (194 punts)
 44.2 Tim Masthay, 2010-15 (390 punts)
 42.8 Craig Henrich, 1994-97 (289 punts)
 42.6 Dick Deschaine, 1955-57 (181 punts)
 42.0 Bucky Scribner, 1983-84 (154 punts)

Highest Gross Average, Punting, Season (35 punts)

- 45.6 Tim Masthay, 2011 (55 punts)
 45.5 JK Scott, 2020 (46 punts)
 45.0 Craig Henrich, 1997 (75 punts)
 44.7 JK Scott, 2018 (71 punts)
 44.7 Jerry Norton, 1963 (51 punts)

Highest Gross Average, Punting, Game (4 punts)

- 61.6 Roy McKay, vs. ChiC, Oct. 28, 1945 (5-308)
 55.2 Tim Masthay, at Car., Oct. 19, 2014 (5-276)
 54.8 Craig Henrich, vs. NYJ, Nov. 13, 1994 (6-329)
 Tim Masthay, at BalR, Oct. 13, 2013 (6-329)
 54.3 Jug Girard, vs. Phi, Oct. 14, 1951 (4-217)

PUNTS HAD BLOCKED**Most Consecutive Punts, None Blocked**

- 308 Josh Bidwell, 2000-03
 274 David Beverly, 1977-80
 254 Donny Anderson, 1967-71
 200 Craig Henrich, 1995-97
 155 Tim Masthay, 2010-12

Most Punts Had Blocked, Career

- 5 Jug Girard, 1948-51
 Don Bracken, 1985-90
 3 Lou Brock, 1940-45
 Steve Broussard, 1975
 Bill Renner, 1986-87
 Tim Masthay, 2010-15

Most Punts Had Blocked, Season

- 3 Jug Girard, 1949
 Steve Broussard, 1975
 2 Lou Brock, 1942
 Jug Girard, 1950
 Dick Deschaine, 1957
 Ron Widby, 1972
 Ray Stachowicz, 1981
 Don Bracken, 1986
 Craig Henrich, 1995
 Jon Ryan, 2007
 Tim Masthay, 2014



Girard

PUNT RETURNS**Most Seasons Leading League, Punt Returns**

- 1 Desmond Howard, 1996

Most Punt Returns, Career

- 187 Willie Wood, 1960-71 (1,391 yds.)
 110 Antonio Chatman, 2003-05 (903 yds.)
 100 Al Carmichael, 1953-58 (753 yds.)
 Phillip Epps, 1982-88 (819 yds.)
 89 Randall Cobb, 2011-18 (832 yds.)

Most Punt Returns, Season

- 58 Desmond Howard, 1996 (875 yds.)
 47 Antonio Chatman, 2005 (381 yds.)
 44 Roell Preston, 1998 (398 yds.)
 41 Charles Woodson, 2006 (363 yds.)
 Tramon Williams, 2010 (326 yds.)

Most Punt Returns, Rookie, Season

- 37 Antonio Freeman, 1995 (292 yds.)
 30 Jeff Query, 1989 (247 yds.)
 26 Randall Cobb, 2011 (295 yds.)

Most Punt Returns, Game

- 8 Phillip Epps, vs. Min., Nov. 21, 1982 (49 yds.)
 7 Johnnie Gray, vs. Min., Nov. 21, 1976 (30 yds.)
 Phillip Epps, at DalC, Sept. 23, 1984 (22 yds.)
 Robert Brooks, at NE, Oct. 2, 1994 (34 yds.)
 Desmond Howard, vs. SD, Sept. 15, 1996 (118 yds.)
 Darrien Gordon, vs. Car., Sept. 29, 2002 (43 yds.)
 Charles Woodson, vs. Min., Dec. 21, 2006 (48 yds.)



Howard

FAIR CATCHES**Most Fair Catches, Career**

- 102 Willie Wood, 1960-71
 67 Randall Cobb, 2011-18
 63 Antonio Chatman, 2003-05
 41 Elijah Pitts, 1961-69, 1971
 40 Micah Hyde, 2013-16

Most Fair Catches, Season

- 27 Antonio Chatman, 2004
 24 Allen Rossum, 2000
 22 Trevor Davis, 2017
 21 Randall Cobb, 2012
 20 Jon Stagers, 1972

Most Fair Catches, Game

- 5 Willie Wood, vs. ChiB, Nov. 15, 1970
 Tramon Williams, at Det., Dec. 12, 2010
 Micah Hyde, at Det., Dec. 3, 2015
 4 Willie Wood, vs. NO, Nov. 17, 1968
 Jon Stagers, at Was., Nov. 26, 1972
 Phillip Epps, at DalC, Sept. 23, 1984
 Terrell Buckley, at TB, Oct. 24, 1993
 Terrell Buckley, at TB, Dec. 24, 1994
 Roell Preston, at Car., Sept. 27, 1998
 Roell Preston, at TB, Dec. 7, 1998
 Antonio Chatman, vs. Det., Sept. 14, 2003
 Antonio Chatman, at Det., Oct. 17, 2004
 Antonio Chatman, vs. DalC, Oct. 24, 2004
 Antonio Chatman, at Det., Sept. 11, 2005
 Tramon Williams, vs. DalC, Nov. 15, 2009
 Tramon Williams, at Phi., Sept. 12, 2010
 Micah Hyde, vs. Sea., Sept. 20, 2015
 Micah Hyde, at Min., Sept. 18, 2016
 Trevor Davis, vs. ChiB, Oct. 20, 2016
 Trevor Davis, at ChiB, Sept. 5, 2019
 Tyler Ervin, at Min., Dec. 23, 2019



Wood

YARDS GAINED, PUNT RETURNS**Most Seasons Leading League**

- 1 Billy Grimes, 1950
 Veryl Switzer, 1954
 Desmond Howard, 1996

Most Punt Return Yards, Career

- 1,391 Willie Wood, 1960-71 (187 returns)
 968 Desmond Howard, 1996, 1999 (70 returns)
 903 Antonio Chatman, 2003-05 (110 returns)
 834 Billy Grimes, 1950-52 (63 returns)
 832 Randall Cobb, 2011-18 (89 returns)

Most Punt Return Yards, Season

- *875 Desmond Howard, 1996 (58 returns)
 555 Billy Grimes, 1950 (29 returns)
 398 Roell Preston, 1998 (44 returns)
 Will Blackmon, 2008 (36 returns)
 381 Antonio Chatman, 2005 (45 returns)

Most Punt Return Yards, Rookie, Season

- 306 Veryl Switzer, 1954 (24 returns)
 296 Micah Hyde, 2013 (24 returns)
 295 Randall Cobb, 2011 (26 returns)

Most Punt Return Yards, Game

- 167 Desmond Howard, at Det., Dec. 15, 1996 (5 returns)
 129 Phillip Epps, vs. TB, Oct. 2, 1983 (5 returns)
 122 Robert Brooks, vs. LARm, Oct. 9, 1994 (4 returns)
 118 Desmond Howard, vs. SD, Sept. 15, 1996 (7 returns)
 113 Walter Stanley, at Det., Nov. 27, 1986 (2 returns)

* — holds or shares NFL record

Longest Punt Return (All TDs)

- 95 Steve Odom, vs. ChiB, Nov. 10, 1974
- 94 Mark Lee, vs. NYG, Nov. 8, 1981
- Tramon Williams, vs. Car., Nov. 18, 2007
- 93 Veryl Switzer, at ChiB, Nov. 7, 1954
- Micah Hyde, at Min., Oct. 27, 2013

AVERAGE YARDAGE, PUNT RETURNS

Most Seasons Leading League

- 1 Veryl Switzer, 1954
- Willie Wood, 1961
- Ken Ellis, 1972
- Desmond Howard, 1996

Highest Punt Return Average, Career (50 returns)

- 13.83 Desmond Howard, 1996, 1999 (70 ret., 968 yds.)
- 13.24 Billy Grimes, 1950-52 (63 ret., 834 yds.)
- 9.71 Micah Hyde, 2013-16 (76 ret., 738 yds.)
- 9.37 Jeff Query, 1989-91 (76 ret., 712 yds.)
- 9.35 Randall Cobb, 2011-18 (89 ret., 832 yds.)

Highest Average, Season (14 returns)

- 19.14 Billy Grimes, 1950 (29 ret., 555 yds.)
- 16.07 Willie Wood, 1961 (14 ret., 225 yds.)
- 15.79 Micah Hyde, 2014 (14 ret., 221 yds.)
- 15.36 Ken Ellis, 1972 (14 ret., 215 yds.)
- 15.09 Desmond Howard, 1996 (58 ret., 875 yds.)

Highest Average, Rookie, Season (14 returns)

- 12.79 Walter Stanley, 1985 (14 ret., 179 yds.)
- 12.75 Veryl Switzer, 1954 (24 ret., 306 yds.)
- 12.73 Steve Odom, 1974 (15 ret., 191 yds.)
- 12.33 Micah Hyde, 2013 (24 ret., 296 yds.)
- 11.56 Fred Provo, 1948 (18 ret., 208 yds.)

Highest Average, Game (3 returns)

- 37.00 Mark Lee, vs. NYG, Nov. 8, 1981 (3-111)
- 36.67 Willie Wood, at ChiB, Dec. 5, 1964 (3-110)
- 33.40 Desmond Howard, at Det., Dec. 15, 1996 (5-167)
- 30.50 Robert Brooks, vs. LARm, Oct. 9, 1994 (4-122)
- 30.00 Antonio Chatman, vs. ChiB, Dec. 25, 2005 (3-90)

TOUCHDOWNS, PUNT RETURNS

Most Seasons Leading League

- 1 Billy Grimes, 1950
- Willie Wood, 1961
- Desmond Howard, 1996

Most Touchdowns, Career

- 3 Desmond Howard, 1996, 1999
- Will Blackmon, 2006-09
- Micah Hyde, 2013-16
- 2 Billy Grimes, 1950-52
- Willie Wood, 1960-71
- Jon Stagers, 1972-74
- Randall Cobb, 2011-18

Most Touchdowns, Season

- 3 Desmond Howard, 1996
- 2 Billy Grimes, 1950
- Willie Wood, 1961
- Will Blackmon, 2008
- Micah Hyde, 2014

Most Touchdowns, Game

- 1 Several times (last: Micah Hyde, vs. Det., Dec. 28, 2014)



Grimes

KICKOFF RETURNS

Most Seasons Leading League, Returns

- 1 Al Carmichael, 1956
- Dave Hampton, 1971

Most Kickoff Returns, Career

- 179 Steve Odom, 1974-79 (4,124 yds.)
- 153 Al Carmichael, 1953-58 (3,907 yds.)
- 120 Herb Adderley, 1961-69 (3,080 yds.)
- 77 Travis Williams, 1967-70 (2,058 yds.)
- 75 Tony Canadeo, 1941-44, 1946-52 (1,736 yds.)

Most Kickoff Returns, Season

- 57 Roell Preston, 1998 (1,497 yds.)
- 55 Will Blackmon, 2008 (1,157 yds.)
- 50 Allen Rossum, 2000 (1,288 yds.)
- 46 Dave Hampton, 1971 (1,314 yds.)
- 42 Steve Odom, 1975 (1,034 yds.)

Most Kickoff Returns, Rookie, Season

- 35 Charles Wilson, 1990 (798 yards)
- Javon Walker, 2002 (769 yards)
- 34 Randall Cobb, 2011 (941 yards)
- 33 Vince Workman, 1989 (547 yards)

Most Kickoff Returns, Game

- 8 Harlan Huckleby, vs. Was., Oct. 17, 1983 (208 yds.)
- Gary Ellerson, at SiLC, Sept. 29, 1985 (164 yds.)
- Roell Preston, vs. Min., Oct. 5, 1998 (256 yds.)
- Antonio Chatman, vs. TenT, Oct. 11, 2004 (163 yds.)
- Will Blackmon, at NO, Nov. 24, 2008 (159 yds.)
- 7 Steve Odom, vs. Det., Sept. 29, 1974 (160 yds.)
- Roell Preston, at Ind., Nov. 16, 1997 (211 yds.)
- Vernand Morency, at Sea., Nov. 27, 2006 (152 yds.)
- Jordy Nelson, vs. Det., Oct. 3, 2010 (124 yds.)
- Trevor Davis, vs. Det., Nov. 6, 2017 (140 yds.)



Carmichael

KICKOFF RETURN YARDS

Most Seasons Leading League

- 2 Al Carmichael, 1956-57
- 1 Dave Hampton, 1971

Most Kickoff Return Yards, Career

- 4,124 Steve Odom, 1974-79 (179 ret.)
- 3,907 Al Carmichael, 1953-58 (153 ret.)
- 3,080 Herb Adderley, 1961-69 (120 ret.)
- 2,084 Dave Hampton, 1969-71 (74 ret.)
- 2,058 Travis Williams, 1967-70 (77 ret.)

Most Kickoff Return Yards, Season

- 1,497 Roell Preston, 1998 (57 ret.)
- 1,314 Dave Hampton, 1971 (46 ret.)
- 1,288 Allen Rossum, 2000 (50 ret.)
- 1,157 Will Blackmon, 2008 (55 ret.)
- 1,034 Steve Odom, 1975 (42 ret.)

Most Kickoff Return Yards, Rookie, Season

- 941 Randall Cobb, 2011 (34 ret.)
- 798 Charles Wilson, 1990 (35 ret.)
- 769 Javon Walker, 2002 (35 ret.)

Most Kickoff Return Yards, Game

- 256 Roell Preston, vs. Min., Oct. 5, 1998 (8 ret.)
- 211 Roell Preston, at Ind., Nov. 16, 1997 (7 ret.)
- 208 Harlan Huckleby, vs. Was., Oct. 17, 1983 (8 ret.)
- 194 Dave Hampton, vs. NYG, Sept. 19, 1971 (5 ret.)
- 189 Al Carmichael, vs. ChiB, Oct. 7, 1956 (5 ret.)
- Dave Hampton, vs. NO, Nov. 28, 1971 (5 ret.)

Longest Kickoff Return (All TDs)

- 108 Randall Cobb, vs. NO, Sept. 8, 2011
- 106 Al Carmichael, vs. ChiB, Oct. 7, 1956
- 104 Travis Williams, at LARm, Dec. 9, 1967
- 103 Herb Adderley, vs. BalC, Nov. 18, 1962
- 101 Dave Hampton, vs. Min., Oct. 4, 1970
- Roell Preston, vs. Min., Oct. 5, 1998

AVERAGE YARDAGE, KICKOFF RET.

Most Seasons Leading League

- 1 Al Carmichael, 1955
- Tom Moore, 1960
- Travis Williams, 1967
- Steve Odom, 1978

Highest Average, Career (50 returns)

- 28.16 Dave Hampton, 1969-71 (74 ret., 2,084 yds.)
- 26.73 Travis Williams, 1967-70 (77 ret., 2,058 yds.)
- 26.69 Roell Preston, 1997-98 (64 ret., 1,708 yds.)
- 26.51 Tom Moore, 1960-65 (71 ret., 1,882 yds.)
- 25.88 Randall Cobb, 2011-18 (74 ret., 1,915 yds.)

Highest Average, Season (12 returns)

- *41.06 Travis Williams, 1967 (18 ret., 739 yds.)
- 33.08 Tom Moore, 1960 (12 ret., 397 yds.)
- 31.56 Najeh Davenport, 2003 (16 ret., 505 yds.)
- 30.13 Corey Harris, 1993 (16 ret., 482 yds.)
- 29.86 Al Carmichael, 1955 (14 ret., 418 yds.)

* — holds or shares NFL record

Highest Average, Rookie, Season (12 returns)

- *41.06 Travis Williams, 1967 (18 ret., 739 yds.)
- 33.08 Tom Moore, 1960 (12 ret., 397 yds.)
- 28.50 Larry Krause, 1970 (18 ret., 513 yds.)
- 27.68 Randall Cobb, 2011 (34 ret., 941 yds.)
- 26.56 Herb Adderley, 1963 (18 ret., 478 yds.)

Highest Average, Game (3 returns)

- 50.33 Travis Williams, at StLC, Oct. 30, 1967 (3-151)
- 44.67 Steve Odom, vs. Det., Oct. 3, 1976 (3-134)
- 43.33 Del Rodgers, at ChiB, Dec. 9, 1984 (3-130)
- Koren Robinson, at StLR, Dec. 16, 2007 (3-130)
- 43.25 Allen Rossum, vs. Ind., Nov. 19, 2000 (4-173)

TOUCHDOWNS, KICKOFF RETURNS**Most Seasons Leading League**

- 1 Travis Williams, 1967
- Roell Preston, 1998

Most Touchdowns, Career

- 5 Travis Williams, 1967-70
- 3 Dave Hampton, 1969-71
- 2 Al Carmichael, 1953-58
- Herb Adderley, 1961-69
- Steve Odom, 1974-79
- Robert Brooks, 1992-98
- Roell Preston, 1997-98



Williams

Most Touchdowns, Season

- *4 Travis Williams, 1967
- 2 Roell Preston, 1998
- 1 Several times (last: Randall Cobb, 2011)

Most Touchdowns, Rookie, Season

- *4 Travis Williams, 1967
- 1 Dave Hampton, 1969
- Larry Krause, 1970
- Terdell Middleton, 1977
- Darrell Thompson, 1990
- Basil Mitchell, 1999
- Randall Cobb, 2011

Most Touchdowns, Game

- *2 Travis Williams, vs. CleB, Nov. 12, 1967

COMBINED KICK RETURNS**Most Combined Kick Returns, Career**

- 253 Al Carmichael, 1953-58 (100 PR, 153 KR)
- 243 Steve Odom, 1974-79 (64 PR, 179 KR)
- 190 Willie Wood, 1960-71 (187 PR, 3 KR)
- 176 Antonio Chatman, 2003-05 (110 PR, 66 KR)
- 163 Randall Cobb, 2011-18 (89 PR, 74 KR)

Most Combined Kick Returns, Season

- 101 Roell Preston, 1998 (44 PR, 57 KR)
- 91 Will Blackmon, 2008 (36 PR, 55 KR)
- 80 Desmond Howard, 1996 (58 PR, 22 KR)
- 79 Allen Rossum, 2000 (29 PR, 50 KR)
- 69 Randall Cobb, 2012 (31 PR, 38 KR)

Most Combined Kick Returns, Game

- 11 Will Blackmon, at NO, Nov. 24, 2008 (3 PR, 8 KR)
- 10 Charles Jordan, vs. LARm, Sept. 3, 1995 (6 PR, 4 KR)
- Roell Preston, at Car., Sept. 27, 1998 (6 PR, 4 KR)
- Antonio Chatman, vs. TenT, Oct. 11, 2004 (2 PR, 8 KR)
- 9 Al Carmichael, at SF, Dec. 8, 1956 (4 PR, 5 KR)
- Phillip Epps, at TB, Sept. 30, 1984 (3 PR, 6 KR)
- Charles Jordan, at DalC, Oct. 8, 1995 (4 PR, 5 KR)
- Antonio Freeman, at Min., Nov. 5, 1995 (6 PR, 3 KR)
- Desmond Howard, at DalC, Nov. 18, 1996 (3 PR, 6 KR)
- Roell Preston, vs. SF, Nov. 1, 1998 (5 PR, 4 KR)
- Darrien Gordon, vs. Car., Sept. 29, 2002 (7 PR, 2 KR)

YARDS GAINED, COMBINED KICK RET.**Most Yards Gained, Career**

- 4,693 Steve Odom, 1974-79 (4,124 KR, 569 PR)
- 4,660 Al Carmichael, 1953-58 (3,907 KR, 753 PR)
- 3,080 Herb Adderley, 1961-69 (3,080 KR, 0 PR)
- 2,747 Randall Cobb, 2011-18 (1,915 KR, 832 PR)
- 2,438 Billy Grimes, 1950-52 (1,604 KR, 834 PR)

Most Yards Gained, Season

- 1,895 Roell Preston, 1998
- 1,555 Will Blackmon, 2008
- 1,335 Desmond Howard, 1996
- 1,314 Dave Hampton, 1971
- 1,536 Allen Rossum, 2000

Most Yards Gained, Game

- 256 Roell Preston, vs. Min., Oct. 5, 1998
- 247 Travis Williams, at Pit., Nov. 2, 1969
- 211 Al Carmichael, vs. ChiB, Oct. 7, 1956
- Roell Preston, at Ind., Nov. 16, 1997
- 209 Will Blackmon, at NO, Nov. 24, 2008
- 208 Harlan Huckleby, vs. Was., Oct. 17, 1983

TOUCHDOWNS, COMBINED KICK RET.**Most TDs, Combined Kick Returns, Career**

- 6 Travis Williams, 1967-70 (1 PR, 5 KR)
- 3 Dave Hampton, 1969-71 (0 PR, 3 KR)
- Steve Odom, 1974-79 (1 PR, 2 KR)
- Robert Brooks, 1992-98 (1 PR, 2 KR)
- Desmond Howard, 1996, 1999 (3 PR, 0 KR)
- Roell Preston, 1997-98 (1 PR, 2 KR)
- Will Blackmon, 2006-09 (3 PR, 0 KR)
- Randall Cobb, 2011-18 (2 PR, 1 KR)
- Micah Hyde, 2013-16 (3 PR, 0 KR)



Hampton

Most Touchdowns, Season

- 4 Travis Williams, 1967 (0 PR, 4 KR)
- 3 Desmond Howard, 1996 (3 PR, 0 KR)
- Roell Preston, 1998 (1 PR, 2 KR)
- 2 Billy Grimes, 1950 (2 PR, 0 KR)
- Willie Wood, 1961 (2 PR, 0 KR)
- Travis Williams, 1969 (1 PR, 1 KR)
- Robert Brooks, 1994 (1 PR, 1 KR)
- Will Blackmon, 2008 (2 PR, 0 KR)
- Randall Cobb, 2011 (1 PR, 1 KR)
- Micah Hyde, 2014 (2 PR, 0 KR)

Most Touchdowns, Game

- 2 Travis Williams, vs. CleB, Nov. 12, 1967 (0 PR, 2 KR)
- Travis Williams, at Pit., Nov. 2, 1969 (1 PR, 1 KR)

COMBINED NET YARDS

Rushing, receiving, interception returns, punt returns, kickoff returns and fumble returns

COMBINED ATTEMPTS**Most Seasons Leading Team**

- 8 Don Hutson, 1936, 1939-45
- 7 Jim Taylor, 1960-66
- 6 Ahman Green, 2000-04, 2006
- 5 Sterling Sharpe, 1989-93
- 4 Tony Canadeo, 1946-49
- Al Carmichael, 1953, 1956-58
- Steve Odom, 1974-77
- James Lofton, 1979, 1982-84
- Edgar Bennett, 1993-96

Most Consecutive Seasons Leading Team

- 7 Don Hutson, 1939-45
- 7 Jim Taylor, 1960-66
- 5 Sterling Sharpe, 1989-93
- Ahman Green, 2000-04
- 4 Tony Canadeo, 1946-49
- Steve Odom, 1974-75
- Edgar Bennett, 1993-96

Most Combined Attempts, Career

- 2,219 Ahman Green, 2000-06, 2009
- 2,012 Jim Taylor, 1958-66
- 1,437 John Brockington, 1971-77
- 1,300 Dorsey Levens, 1994-2001
- 1,229 Clarke Hinkle, 1932-41
- Tony Canadeo, 1941-44, 1946-52



Canadeo

Most Combined Attempts, Season

- 407 Ahman Green, 2003
- 383 Dorsey Levens, 1997
- 378 Edgar Bennett, 1995
- 368 Ahman Green, 2001
- 350 Dorsey Levens, 1999

Most Combined Attempts, Game

- 41 Terdell Middleton, vs. Min., Nov. 26, 1978
- 38 Vince Workman, vs. Min., Sept. 6, 1992
- 37 Dorsey Levens, vs. DalC, Nov. 23, 1997
- 36 Ahman Green, vs. TB, Dec. 24, 2000
- 35 Jim Grabowski, vs. ChiB, Sept. 24, 1967
- John Brockington, at Min., Nov. 17, 1974
- Dorsey Levens, at Min., Dec. 1, 1997
- Ahman Green, at Car., Sept. 13, 2004

* — holds or shares NFL record

COMBINED NET YARDS GAINED

Most Combined Net Yards Gained, Career

11,244	Ahman Green, 2000-06, 2009
10,363	Donald Driver, 1999-2012
9,909	James Lofton, 1978-86
9,898	Jim Taylor, 1958-66
9,277	Jordy Nelson, 2008-14, 2016-17

Most Combined Net Yards Gained, Season

2,342	Randall Cobb, 2012
2,250	Ahman Green, 2003
1,981	Ahman Green, 2001
1,918	Roell Preston, 1998
1,896	Billy Grimes, 1950

Most Combined Net Yards Gained, Rookie, Season

1,616	Randall Cobb, 2011
1,435	Eddie Lacy, 2013
1,231	Billy Howton, 1952
1,219	Steve Odum, 1974
1,203	John Brockington, 1971

Most Combined Net Yards Gained, Game

314	Travis Williams, at Pit., Nov. 2, 1969
287	Walter Stanley, at Det., Nov. 27, 1986
257	Billy Howton, vs. LARm, Oct. 21, 1956
256	Roell Preston, vs. Min., Oct. 5, 1998
253	Travis Williams, vs. Pit., Dec. 17, 1967

DEFENSE

Compiled by Packers since 1975

(For Interceptions By, see page 329)

TACKLES

Most Seasons Leading Team (1975-2020)

5	Nick Barnett, 2003-05, 2007, 2009 A.J. Hawk, 2006, 2008, 2010, 2012-13
4	Brian Noble, 1986-87, 1989, 1991 Bernardo Harris, 1997-98, 2000-01
3	Mike Douglass, 1980-81, 1983 Mark Murphy, 1984, 1988 (tied), 1990 Blake Martinez, 2017-19

Most Consecutive Seasons Leading Team (1975-2020)

3	Nick Barnett, 2003-05 Blake Martinez, 2017-19
2	Johnnie Gray, 1975-76 Mike Douglass, 1980-81 Brian Noble, 1986-87 Johnny Holland, 1992-93 Bernardo Harris, 1997-98 Bernardo Harris, 2000-01 A.J. Hawk, 2012-13

Most Total Tackles, Career (1975-2020)

1,118	A.J. Hawk, 2006-14
1,020	John Anderson, 1978-89
1,014	Nick Barnett, 2003-10
1,001	Johnnie Gray, 1975-83
967	Mike Douglass, 1978-85

Most Total Tackles, Season (1975-2020)

203	Blake Martinez, 2019	162	Mike Douglass, 1983
194	Nick Barnett, 2005		Nick Barnett, 2004
180	Mike Douglass, 1981	158	Blake Martinez, 2017
166	Rich Wingo, 1979	157	Jim Carter, 1977
165	Mike Douglass, 1980	155	A.J. Hawk, 2006
771	Nick Barnett, 2007	153	A.J. Hawk, 2013

Most Total Tackles, Season, Rookie (1975-2020)

166	Rich Wingo, 1979	111	Michael Hunt, 1978
155	A.J. Hawk, 2006	104	Brian Noble, 1985
134	Nick Barnett, 2003	102	John Anderson, 1978
123	Johnnie Gray, 1975		

Most Unassisted Tackles, Career (1975-2020)

798	A.J. Hawk, 2006-14	766	Mike Douglass, 1978-85
783	John Anderson, 1978-89	735	LeRoy Butler, 1990-2001
771	Johnnie Gray, 1975-83		

Most Unassisted Tackles, Season (1975-2020)

151	Rich Wingo, 1979	128	Nick Barnett, 2005
146	Mike Douglass, 1981	127	Mike Douglass, 1983
133	Steve Luke, 1978		Blake Martinez, 2019

OPPONENT FUMBLES RECOVERED

Most Opponent Fumbles Recovered, Career (1945-2020)

21	Willie Davis, 1960-69
20	Ray Nitschke, 1958-72 Johnnie Gray, 1975-83

Most Opponent Fumbles Recovered, Season (1945-2020)

5	Charley Brock, 1945
	Charley Brock, 1946
	Paul Lipscomb, 1946
	Lionel Alridge, 1964
	Brian Noble, 1987



Davis

YARDS, RETURNING FUMBLES

Longest Fumble Return

88	Keith McKenzie, at Pit., Nov. 9, 1998 (TD)
76	Scott Stephen, at ChiB, Dec. 17, 1989
70	Mike Butler, vs. Min., Nov. 11, 1979 (TD)
68	George Cumbly, vs. TB, Oct. 11, 1981
60	Henry Jordan, at DalC, Nov. 29, 1964 (TD)

TOUCHDOWNS, RETURNING FUMBLES

Most Opponent Fumbles Returned for TD, Career

3	Keith McKenzie, 1996-99, 2002
2	Mike Douglass, 1978-85 LeRoy Butler, 1990-2001 Darren Sharper, 1997-2004

Most Opponent Fumbles Returned for TD, Season

*2	Mike Douglass, 1983
	Keith McKenzie, 1999

SACKS

Became an official NFL individual stat in 1982

Most Seasons Leading League

(No Packers player has ever led the league)

Most Sacks, Career (1982-2020)

83.5	Clay Matthews, 2009-18
74.5	Kabeer Gbaja-Biamila, 2000-08
68.5	Reggie White, 1993-98
55.0	Tim Harris, 1986-90
54.0	Aaron Kampman, 2002-09
41.5	Ezra Johnson, 1982-87
36.0	Tony Bennett, 1990-93
32.5	Bryce Paup, 1990-94
32.0	Vonnie Holliday, 1998-2002 Nick Perry, 2012-18



White

Most Sacks, Season (1982-2020) +

19.5	Tim Harris, 1989	13.5	Tim Harris, 1988
16.0	Reggie White, 1998		Tony Bennett, 1992
15.5	Aaron Kampman, 2006		Kabeer Gbaja-Biamila, 2001
14.5	Ezra Johnson, 1983		Kabeer Gbaja-Biamila, 2004 Clay Matthews, 2010 Za'Darius Smith, 2019

+ — Ezra Johnson recorded 20.5 unofficial sacks in 1978

Most Sacks, Rookie, Season (1982-2020)

10.0	Clay Matthews, 2009
8.0	Tim Harris, 1986 Vonnie Holliday, 1998

Most Sacks, Game +

5.0	Vonnie Holliday, vs. Buf., Dec. 22, 2002
4.5	Bryce Paup, vs. TB, Sept. 15, 1991
4.0	Alphonso Carreker, vs. TB, Dec. 1, 1985 Tim Harris, vs. Atl., Oct. 1, 1989 Kabeer Gbaja-Biamila, at ChiB, Jan. 2, 2005
3.5	Tony Bennett, at NYG, Nov. 8, 1992 Clay Matthews, vs. ChiB, Sept. 13, 2012 Za'Darius Smith, at Min., Dec. 23, 2019
3.0	Ezra Johnson, vs. ChiB, Dec. 4, 1983 Mike Douglass, at ChiB, Dec. 9, 1984 Tim Harris, at Det., Nov. 12, 1989 Reggie White, vs. Den., Oct. 10, 1993 Bryce Paup, at KC, Nov. 8, 1993 Reggie White, vs. TB, Sept. 13, 1998 Reggie White, vs. SF, Nov. 1, 1998 Corey Williams, at Buf., Nov. 5, 2006 Cullen Jenkins, vs. Det., Dec. 17, 2006 Kabeer Gbaja-Biamila, five times (last: at Min., Sept. 30, 2007) Aaron Kampman, four times (last: at Den., Oct. 29, 2007) Clay Matthews, at Phi., Sept. 12, 2010 Clay Matthews, vs. Buf., Sept. 19, 2010 A.J. Hawk, at BalR, Oct. 13, 2013 Nick Perry, at ChiB, Nov. 12, 2017 Clay Matthews, vs. TB, Dec. 3, 2017 Kylar Fackrell, vs. Buf., Sept. 30, 2018 Kylar Fackrell, at Sea., Nov. 15, 2018 Preston Smith, vs. Den., Sept. 22, 2019 Za'Darius Smith, vs. Atl., Oct. 5, 2020

+ — Ezra Johnson (at Det., 9/3/78) and Dave Pureifory (at LARm, 12/14/75) each recorded 5 sacks before stat became official.

* — holds or shares NFL record

**Most Seasons, 10 or More Sacks**

- 4 Reggie White, 1993, 1995, 1997-98
Kabeer Gbaja-Biamila, 2001-04
Clay Matthews, 2009-10, 2012, 2014
- 2 Tim Harris, 1988-89
Tony Bennett, 1991-92
Aaron Kampman, 2006-07
Za'Darius Smith, 2019-20
- 1 Ezra Johnson, 1983
Bryce Paup, 1993
Sean Jones, 1994
Julius Peppers, 2015
Nick Perry, 2016
Kyler Fackrell, 2018
Preston Smith, 2019

Most Consecutive Seasons, 10 or More Sacks

- 4 Kabeer Gbaja-Biamila, 2001-04
- 2 Tim Harris, 1988-89
Tony Bennett, 1991-92
Reggie White, 1997-98
Aaron Kampman, 2006-07
Clay Matthews, 2009-10
Za'Darius Smith, 2019-20

DEFENSIVE TOUCHDOWNS**Most Defensive Touchdowns, Career**

- 10 Charles Woodson, 2006-12 (9 Int., 1 FR)
- 7 Herb Adderley, 1961-69 (7 Int.)
Darren Sharper, 1997-2004 (5 Int., 2 FR)
- 5 Bobby Dillon, 1952-59 (5 Int.)
Doug Hart, 1964-71 (3 Int., 1 FR, 1 blocked FG)
- 4 Johnny (Blood) McNally, 1929-33, 1935-36 (4 Int.)
Charley Brock, 1939-47 (3 Int., 1 FR)
Keith McKenzie, 1996-99, 2002 (1 Int., 3 FR)
Nick Collins, 2005-11 (4 Int.)
- 3 Charles "Buckets" Goldenberg, 1933-45 (2 Int., 1 blk. punt)
Don Hutson, 1935-45 (1 Int., 2 blk. punts)
Ted Fritsch, 1942-50 (2 Int., 1 FR)
Ken Ellis, 1970-75 (3 Int.)
Willie Buchanon, 1972-78 (2 Int., 1 blocked FG)
Mike Douglass, 1978-85 (1 Int., 2 FR)
LeRoy Butler, 1990-2001 (1 Int., 2 FR)
Clay Matthews, 2009-18 (2 Int., 1 FR)

Most Defensive Touchdowns, Season

- 3 Herb Adderley, 1965 (3 Int.)
Darren Sharper, 1997 (2 Int., 1 FR)
Darren Sharper, 2004 (2 Int., 1 FR)
Nick Collins, 2008 (3 Int.)
Charles Woodson, 2009 (3 Int.)
- 2 Al Rose, 1932 (1 FR, 1 blocked punt)
Charles "Buckets" Goldenberg, 1933 (1 Int., 1 blocked punt)
Don Perkins, 1944 (2 Int.)
Charley Brock, 1945 (2 Int.)
John Martinkovic, 1952 (1 FR, 1 blocked punt)
Bob Jeter, 1966 (2 Int.)
Mike Douglass, 1983 (2 FR)
Gabe Wilkins, 1997 (1 Int., 1 FR)
Keith McKenzie, 1998 (1 Int., 1 FR)
Keith McKenzie, 1999 (2 FR)
Marques Anderson, 2002 (2 Int.)
Charles Woodson, 2007 (1 Int., 1 FR)
Charles Woodson, 2008 (2 Int.)
Casey Hayward, 2014 (1 Int., 1 FR)
Julius Peppers, 2014 (2 Int.)

Most Defensive Touchdowns, Rookie, Season

- 3 Darren Sharper, 1997 (2 Int., 1 FR)
- 2 Charles "Buckets" Goldenberg, 1933 (1 Int., 1 blocked punt)
Marques Anderson, 2002 (2 Int.)

MISCELLANEOUS**Most Kicks Blocked, Season**

- *7 Ted Hendricks, 1974 (3 FGs, 3 punts, 1 PAT)

Most Consecutive Games, Blocking Kick

- 4 Gary Lewis, 1982

Longest Return of Missed Field Goal

- 100 Ken Ellis, vs. NYG, Sept. 19, 1971 (TD)

* — holds or shares NFL record



Santana Dotson, Wayne Simmons,
Gilbert Brown, Reggie White

ENDING THE SEASON ON A HIGH NOTE

If history is any indicator, a Green Bay winning streak to end the regular season means good things for the coming season. In 2006, the Packers were one of four clubs to finish the regular season with four consecutive victories. It marked the third time in that decade the club had ended the season with four consecutive wins, and each following season it earned a playoff berth.

- Since the NFL implemented postseason play, the Packers on 13 occasions have closed a regular season with at least four wins. Green Bay has failed to reach the playoffs in the following season only twice – in 1940 and '42.

End-of-Season

Streak	Year	That Postseason	Following Season
9	1941	Lost championship	8-2-1, Missed postseason
6	2016	Lost NFC Championship	7-9-0, Missed postseason
5	2020	Lost NFC Championship	9-4-1, World champions
	1966	World champions	
	1996	World champions	
4	1997	Lost Super Bowl	13-3-0, Lost Super Bowl
	2019	Lost NFC Championship	11-5-0, Lost Wild Card
	1939	World champions	13-3-0, Lost NFC Championship
	1943	(Missed)	6-4-1, Missed postseason
	1959	(Missed)	8-2-0, World champions
	2000	(Missed)	8-4-0, Lost championship
	2003	Lost Divisional playoffs	12-4-0, Lost Divisional playoffs
2006	(Missed)	10-6-0, Lost Wild Card	
			13-3-0, Lost NFC Championship

OPPONENT INDIVIDUAL

FIELD GOALS

Most Field Goals, Game, Opponent

- 7 Chris Boniol, at DalC, Nov. 18, 1996
- 5 Charlie Durkee, vs. NO, Nov. 28, 1971
- Jim Bakken, at StLC, Sept. 19, 1976
- Eddie Murray, vs. Det., Sept. 14, 1980
- Fuad Reveiz, at Min., Sept. 26, 1993
- Eddie Murray, at DalC, Oct. 3, 1993
- Jason Hanson, at Det., Nov. 27, 2003
- Dan Bailey, at DalC, Dec. 15, 2013
- Matt Prater, vs. Det., Oct. 14, 2019

Longest Field Goal, Opponent

- 63 David Akers, vs. SF, Sept. 9, 2012
- 58 Josh Brown, vs. Sea., Oct. 5, 2003
- 56 Ali Haji-Sheikh, at NYG, Sept. 26, 1983
- John Kasay, at Car., Sept. 27, 1998
- Paul Edinger, at Min., Oct. 23, 2005

RUSHING

Most Yards Gained, Game, Opponent

- 223 Tom Wilson, at LARm, Dec. 16, 1956
- 221 Greg Bell, at LARm, Sept. 24, 1989
- 210 Adrian Peterson, vs. Min., Dec. 2, 2012
- 205 Gale Sayers, vs. ChiB, Nov. 3, 1968
- Walter Payton, vs. ChiB, Oct. 30, 1977

Longest Run From Scrimmage, Opponent (All TDs)

- 96 Jim Spavital, at BalC, Nov. 5, 1950
- 86 Hugh McElhenny, vs. SF, Nov. 18, 1956
- 85 Bob Hoernschemeyer, at Det., Nov. 22, 1951

Most Rushing Touchdowns, Game, Opponent

- 4 Bobby Douglass, vs. ChiB, Nov. 4, 1973
- DeAngelo Williams, vs. Car., Nov. 30, 2008
- 3 Several times (last: Dalvin Cook, vs. Min., Nov. 1, 2020)

PASSING

Most Passes Attempted, Game, Opponent

- 65 Philip Rivers, vs. SD, Oct. 18, 2015 (43 comp.)
- 62 Joey Harrington, at Mia., Oct. 22, 2006 (33 comp.)
- 59 John Elway, vs. Den., Oct. 10, 1993 (33 comp.)
- Kerry Collins, at NYG, Jan. 6, 2002 (36 comp.)
- Matthew Stafford, vs. Det., Jan. 1, 2012 (36 comp.)

Most Passes Completed, Game, Opponent

- 43 Philip Rivers, vs. SD, Oct. 18, 2015 (65 att.)
- 38 Tommy Kramer, at Min., Nov. 29, 1981 (55 att.)
- 36 Kerry Collins, at NYG, Jan. 6, 2002 (59 att.)
- Matthew Stafford, vs. Det., Jan. 1, 2012 (59 att.)
- 35 Jake Plummer, vs. Ari., Jan. 2, 2010 (57 att.)
- Marc Bulger, vs. StLR, Nov. 29, 2004 (53 att.)
- Drew Brees, vs. NO, Sept. 30, 2012 (54 att.)
- Kirk Cousins, vs. Min., Sept. 16, 2018 (48 att.)

Most Yards Passing, Game, Opponent

- 520 Matthew Stafford, vs. Det., Jan. 1, 2012 (36 comp.)
- 503 Ben Roethlisberger, at Pit., Dec. 20, 2009 (29 comp.)
- Philip Rivers, vs. SD, Oct. 18, 2015 (43 comp.)
- 464 Donovan McNabb, at Phi., Dec. 5, 2004 (32 comp.)
- 463 Dak Prescott, at DalC, Oct. 6, 2019 (27 comp.)

Longest Pass Completion, Opponent (All TDs)

- 98 Ogden Compton to Dick "Night Train" Lane, vs. ChiC, Nov. 13, 1955
- 97 Bobby Layne to Cloyce Box, at Det., Nov. 26, 1953
- 95 Bill Munson to Frank Pope, at LARm, Dec. 13, 1964

Most Touchdown Passes, Game, Opponent

- 6 Tommy Kramer, at Min., Sept. 28, 1986
- 5 Bob Waterfield, at LARm, Dec. 16, 1951
- Dan Marino, vs. Mia., Dec. 8, 1985
- Peyton Manning, at Ind., Sept. 26, 2004
- Donovan McNabb, at Phi., Dec. 5, 2004
- Matthew Stafford, vs. Det., Jan. 1, 2012

Most Passes Had Intercepted, Game, Opponent

- 7 Parker Hall, at CleR, Nov. 8, 1942 (25 att.)
- Frankie Sinkwich, at Det., Oct. 24, 1943 (26 att.)
- Bob Waterfield, vs. LARm, Oct. 17, 1948 (35 att.)

PASS RECEIVING

Most Receptions, Game, Opponent

- 18 Tom Fears, at LARm, Dec. 3, 1950 (189 yards)
- 15 Kellen Winslow, vs. SD, Oct. 7, 1984 (157 yards)
- Andre Reed, at Buf., Nov. 20, 1994 (191 yards)

Most Yards Gained, Game, Opponent

- 259 Julio Jones, vs. Atl., Dec. 8, 2014 (11 rec.)
- 244 Calvin Johnson, vs. Det., Jan. 1, 2012 (11 rec.)
- 226 Amari Cooper, at DalC, Oct. 6, 2019 (11 rec.)

Most Touchdown Receptions, Game, Opponent

- 3 Several times (last: Vincent Jackson, at SD, Nov. 6, 2011)

INTERCEPTIONS BY

Most Interceptions By, Game, Opponent

- 3 Several times (last: Vencie Glenn, at Min., Dec. 27, 1992)

Longest Interception Return, Opponent

- 99 Johnnie Johnson, at LARm, Sept. 21, 1980 (TD)
- 98 Shelton Quarles, at TB, Oct. 7, 2001 (TD)
- 95 Will Sherman, at LARm, Dec. 16, 1956 (TD)
- Willie Alexander, vs. HouO, Sept. 25, 1977 (TD)
- George Teague, at DalC, Nov. 14, 1999 (TD)
- Charles Tillman, at ChiB, Dec. 4, 2005

Most Touchdowns on Interceptions, Game, Opponent

- *2 Kenny Johnson, at Atl., Nov. 27, 1983
- 1 Several times (last: Jamel Dean, at TB, Oct. 18, 2020)

PUNTING

Longest Punt, Opponent

- 88 Bob Waterfield, vs. LARm, Oct. 17, 1948
- 86 Bob Waterfield, vs. LARm, Oct. 5, 1947
- 84 Brian Moorman, vs. Buf., Dec. 22, 2002

PUNT RETURNS

Longest Punt Return, Opponent (All TDs)

- 95 Carl Pickens, vs. Cin., Sept. 20, 1992
- Jacquez Green, vs. TB, Sept. 13, 1998
- 91 Kealon Cole, vs. Jax., Nov. 15, 2020

Most Touchdowns on Punt Returns, Game, Opponent

- *2 Jack Christiansen, at Det., Nov. 22, 1951
- 1 Several times (last: Jalen Reagor, vs. Phi., Dec. 6, 2020)

KICKOFF RETURNS

Longest Kickoff Return, Opponent

- *109 Cordarrelle Patterson, at Min., Oct. 27, 2013 (TD)
- 104 Ameer Abdullah, vs. Det., Nov. 15, 2015
- 101 Terry Fair, vs. Det., Sept. 6, 1998 (TD)
- Chris Williams, vs. ChiB, Nov. 9, 2014 (TD)
- 100 John Gilliam, vs. StLC, Dec. 21, 1969 (TD)

Most Touchdowns on Kickoff Returns, Game, Opponent

- *2 Ron Brown, at LARm, Nov. 24, 1985
- 1 Several times (last: Andre Roberts, at NYJ, Dec. 23, 2018)

SACKS

Became an official NFL individual statistic in 1982

Most Sacks, Game, Opponent

- 5 Antwan Odum, vs. Cin., Sept. 20, 2009
- 4.5 Jared Allen, at Min., Oct. 5, 2009
- 4 Doug Martin, vs. Min., Oct. 23, 1983
- Keith Millard, at Min., Oct. 15, 1989
- Chris Clemons, at Sea., Sept. 24, 2012

FUMBLE RETURNS

Longest Fumble Return, Opponent (All TDs)

- *104 Jack Tatum, vs. Oak., Sept. 24, 1972
- 95 Mike Brown, vs. ChiB, Sept. 19, 2004



Vince Lombardi and Chicago coach George Halas enjoy a few words before a 1960s game at Wrigley Field. Thirty years earlier, during the Great Depression, Halas borrowed \$1,500 from the Packers to meet his Bears payroll.

* — holds or shares NFL record

CHAMPIONSHIPS

Most Seasons, League Champion

*13 1929-31, 1936, 1939, 1944, 1961-62,
1965-67, 1996, 2010

Most Consecutive Seasons, League Champion

*3 1929-31, 1965-67

Times Finishing First, Regular Season

28 1929-31, 1936, 1938-39, 1944, 1960-62, 1965-67
1972, 1995-97, 2002-04, 2007, 2011-14, 2016, 2019-20

Consecutive Times Finishing First, Regular Season

4 2011-2014
3 1929-31, 1960-62, 1965-67, 1995-97, 2002-04

GAMES WON

Most Consecutive Games Won

15 2010-11
11 1928-29, 1961-62
10 1929-30
9 1931, 1936, 1943-44, 1997-98
8 1941, 1963, 2006-07, 2014-15

Most Consecutive Games Won, Season

13 2011
10 1929, 1962
9 1931, 1936
8 1930, 1941, 1963

Most Consecutive Games Without Defeat

23 1928-30 (won 21, tied 2)

Most Games Won, Regular Season

15 2011
13 1962, 1996, 1997, 2007, 2019, 2020
12 1929, 1931, 2001, 2002, 2014

Most Consecutive Games Won, Start of Season

13 2011

Most Consecutive Games Without Defeat, Season

13 1929 (won 12, tied 1), entire season
2011 (won 13)

Most Consecutive Games Without Defeat, Start of Season

13 1929 (won 12, tied 1), entire season
2011 (won 13)

Most Consecutive Games Without Defeat, End of Season

13 1929 (won 12, tied 1), entire season

Most Consecutive Home Games Won

25 1995-98
20 1929-32
14 1923-26
13 1961-62, 2010-11

Most Consecutive Home Games Won, Green Bay

25 1995-98

Most Consecutive Home Games Won, Milwaukee

16 1935-42

Most Consecutive Home Games Without Defeat

*30 1928-33 (won 27, tied 3)

Most Consecutive Road Games Won

8 1941-42, 1966-67
7 2006-07, 2011
6 1928-29, 1935-36

Most Consecutive Road Games Without Defeat

12 1928-30 (won 10, tied 2)

Most Shutouts Won or Tied, Season (Since 1932)

7 1932 (won 6, tied 1)

Most Consecutive Shutouts Won or Tied (Since 1932)

3 1932 (won 3)

GAMES LOST

Most Consecutive Games Lost

9 1948-49
8 1951-52, 1953-54

Most Consecutive Games Without Victory

9 1948-49 (lost 9), 1953-54 (lost 8, tied 1)

Most Games Lost, Season

12 1986, 1988, 1991, 2005

Most Consecutive Games Lost, Season

7 1948, 1951, 1958, 1984, 1988

Most Consecutive Games Lost, Start of Season

6 1986

Most Consecutive Games Lost, End of Season

7 1948, 1951, 1958

Most Consecutive Games Without Victory, Season

7 1948 (lost 7), 1951 (lost 7), 1958 (lost 7),
1984 (lost 7), 1988 (lost 7)

Most Consecutive Games Without Victory, Start of Season

6 1986 (lost 6)

Most Consecutive Games Without Victory, End of Season

7 1948 (lost 7), 1951 (lost 7), 1958 (lost 7)

Most Consecutive Home Games Lost

7 1976-77, 1985-86

Most Consecutive Home Games Lost, Green Bay

8 1985-87

Most Consecutive Home Games Lost, Milwaukee

8 1956-59

Most Consecutive Home Games Without Victory

8 1957-58 (lost 7, tied 1)

Most Consecutive Road Games Lost

12 1957-59
11 1949-50

Most Consecutive Road Games Without Victory

12 1957-59 (lost 12)

Most Shutouts Lost or Tied, Season

4 1928 (lost 3, tied 1), 1932 (lost 3, tied 1)

Most Consecutive Shutouts Lost or Tied

2 1922 (lost 2), 1923 (lost 1, tied 1), 1925 (lost 2),
1928 (lost 2), 1932 (lost 2), 1988 (lost 2)

TIE GAMES

Most Tie Games, Season

3 1922, 1926, 1928

Most Consecutive Tie Games

2 1922, 1926

* — holds or shares NFL record

PACKERS CLINCHING DATES

With a 38-35 victory over the N.Y. Giants on Dec. 4, 2011, the Packers clinched the 19th division title in club history. By clinching the division crown with four games remaining, it matched the franchise record set in 2002 when the Packers clinched the NFC North with four games left on the schedule. A look at the clinching dates for each of the Packers' 25 division crowns:

Games remaining	Division Title	Date	Games remaining	Division Title	Date
4	2002 NFC North Division	Dec. 1	1	2004 NFC North Division	Dec. 24
4	2011 NFC North Division	Dec. 4	1	2019 NFC North Division	Dec. 23
3	1967 NFL Western Conference	Nov. 26	0	1939 NFL Western Division	Dec. 3
3	2007 NFC North Division	Dec. 9	0	1960 NFL Western Conference	Dec. 17
3	2020 NFC North Division	Dec. 13	0	1962 NFL Western Conference	Dec. 16
2	1961 NFL Western Conference	Dec. 3	0	1995 NFC Central Division	Dec. 24
2	1996 NFC Central Division	Dec. 8	0	2003 NFC North Division	Dec. 28
2	1997 NFL Central Division	Dec. 7	0	2013 NFC North Division	Dec. 29
2	2012 NFC North Division	Dec. 16	0	2014 NFC North Division	Dec. 28
1	1936 NFL Western Division	Nov. 29	0	2016 NFC North Division	Jan. 1
1	1944 NFL Western Division	Nov. 19	after season	1938 NFL Western Division	Dec. 14
1	1966 NFL Western Conference	Dec. 10	playoff game	1965 NFL Western Conference	Dec. 26
1	1972 NFC Central Division	Dec. 10			

SCORING

POINTS

Seasons Leading League

10 1931, 1936-38, 1961-62, 1996, 2011, 2014, 2020

Most Consecutive Seasons Leading League

3 1936-38

Most Points, Season

560	2011 (16 games)	461	2009 (16 games)
509	2020 (16 games)	456	1996 (16 games)
486	2014 (16 games)	442	2003 (16 games)

Fewest Points, Season

70	1922 (10 games)	108	1924 (11 games)
	1921 (6 games)	113	1927 (10 games)
85	1923 (10 games)	114	1949 (12 games)

Most Points, Game

57	vs. Detroit, Oct. 7, 1945 (57-21)
56	vs. Atlanta, Oct. 23, 1966 (56-3)
55	vs. Chicago Cardinals, Nov. 1, 1942 (55-24)
	vs. Cleveland Browns, Nov. 12, 1967 (55-7)
	vs. Tampa Bay, Oct. 2, 1983 (55-14)
	vs. Tennessee Titans, Dec. 23, 2012 (55-7)
	vs. Chicago Bears, Nov. 9, 2014 (55-14)

Most Points, Both Teams, Game

95	GB (48) vs. Washington (47), Oct. 17, 1983
88	GB (41) at Atlanta (47), Nov. 27, 1983 (ot)
87	GB (35) at Detroit (52), Nov. 22, 1951
86	GB (45) vs. Detroit (41), Jan. 1, 2012
84	GB (44) at Detroit (40), Nov. 27, 1986

Fewest Points, Both Teams, Game

*0	at Milwaukee Badgers, Oct. 22, 1922
	vs. Rock Island Independents, Oct. 29, 1922
	vs. St. Louis All-Stars, Oct. 7, 1923
	vs. Duluth Eskimos, Oct. 3, 1926
	vs. N.Y. Yankees, Nov. 11, 1928
	at Frankford Yellow Jackets, Nov. 28, 1929
	vs. Chicago Bears, Sept. 25, 1932
	at Chicago Cardinals, Dec. 6, 1936

Most Points, Shutout Victory, Game

49	vs. Chicago Bears, Sept. 30, 1962
	at Philadelphia, Nov. 11, 1962
47	vs. Pittsburgh Pirates, Oct. 15, 1933
41	vs. Cincinnati Reds, Oct. 14, 1934
37	vs. Washington, Sept. 24, 2001

Fewest Points, Shutout Victory, Game

*2 at Chicago Bears, Oct. 16, 1932

Most Points Overcome to Win Game

23	vs. L.A. Rams, Sept. 12, 1982 (35-23, down 23-0)
	at Dallas Cowboys, Dec. 15, 2013 (37-36, down 26-3)
21	vs. New Orleans, Sept. 17, 1989 (35-34, down 21-0)
20	at Detroit, Dec. 3, 2015 (27-23, down 20-0)
	vs. Chicago Bears, Sept. 9, 2018 (24-23, down 20-0)
18	at Detroit, Oct. 17, 1965 (31-21, down 21-3)
	vs. N.Y. Jets, Sept. 14, 2014 (31-24, down 21-3)

Most Points, Each Half

1st:	*49	vs. Tampa Bay, Oct. 2, 1983
	45	vs. Cleveland Browns, Nov. 12, 1967
	42	vs. Chicago Bears, Nov. 9, 2014
	41	vs. Detroit, Oct. 7, 1945
	35	at Philadelphia, Nov. 11, 1962
		vs. Detroit, Dec. 6, 1992
		vs. New Orleans, Oct. 9, 2005
2nd:	38	at N.Y. Giants, Oct. 22, 1967
	35	vs. Chicago Bears, Sept. 30, 1962
		vs. L.A. Rams, Sept. 12, 1982
		vs. Dallas Cowboys, Nov. 23, 1997
		vs. Arizona, Jan. 2, 2000
		vs. Tennessee Titans, Dec. 23, 2012

Most Points, Both Teams, Each Half

1st:	56	GB (49) vs. Tampa Bay (7), Oct. 2, 1983
	55	GB (21) at Chicago Cardinals (34), Nov. 27, 1949
		GB (28) at Indianapolis (27), Nov. 16, 1997
	52	GB (21) at Detroit (31), Nov. 22, 1951
	GB (45) vs. Cleveland Browns (7), Nov. 12, 1967	
	GB (17) at Indianapolis (35), Sept. 26, 2004	
2nd:	56	GB (35) vs. Arizona (21), Jan. 2, 2000
	55	GB (28) vs. N.Y. Yanks (27), Oct. 8, 1950
	52	GB (28) at Chicago Bears (24), Nov. 6, 1955
	GB (28) at St. Louis Cardinals (24), Sept. 29, 1985	
	51	GB (24) vs. Washington (27), Oct. 17, 1983

Most Points, One Quarter

*41	vs. Detroit (second quarter), Oct. 7, 1945
35	vs. Cleveland Browns (first quarter), Nov. 12, 1967
	vs. Tampa Bay (second quarter), Oct. 2, 1983
28	Nine times, last:
	vs. Chicago Bears (second quarter), Nov. 9, 2014

Most Points, Both Teams, One Quarter

48 GB (41) vs. Detroit (7), Oct. 7, 1945 (second quarter)

Most Points, Each Quarter

1st:	*35	vs. Cleveland Browns, Nov. 12, 1967
2nd:	*41	vs. Detroit, Oct. 7, 1945
3rd:	23	vs. Detroit, Oct. 6, 1985
4th:	28	at Chicago Bears, Nov. 6, 1955
		at Minnesota, Nov. 21, 1965
		at N.Y. Giants, Oct. 22, 1967

Most Points, Both Teams, Each Quarter

1st:	*42	GB (35) vs. Cleveland Browns (7), Nov. 12, 1967
2nd:	48	GB (41) vs. Detroit (7), Oct. 7, 1945
3rd:	41	GB (21) vs. N.Y. Yanks (20), Oct. 8, 1950
4th:	*42	GB (28) at Chicago Bears (14), Nov. 6, 1955

Most Consecutive Games Scoring

233	1991-2005
175	2006-17
156	1958-69
122	1978-86
69	1938-44

TOUCHDOWNS

Seasons Leading League, Overall Touchdowns

9 1932, 1937-38, 1961-62, 1996, 2011, 2014, 2020

Most Consecutive Seasons Leading League, Overall TDs

2 1937-38 and 1961-62

Most Overall Touchdowns, Season

70	2011 (16 games)	54	2009 (16 games)
66	2020 (16 games)	53	1962 (14 games)
58	2014 (16 games)	2003	(16 games)
56	1996 (16 games)	2012	(16 games)

Fewest Overall Touchdowns, Season (Since 1932)

14	1949, 1977
17	1946
19	1934, 1974

Most Overall Touchdowns, Game

8	at Pittsburgh Steelers, Nov. 23, 1941
	vs. Chicago Cardinals, Nov. 1, 1942
	vs. Detroit, Oct. 7, 1945
	vs. Atlanta, Oct. 23, 1966
7	at Cleveland Browns, Oct. 15, 1961
	vs. Chicago Bears, Sept. 30, 1962
	at Philadelphia, Nov. 11, 1962
	vs. Cleveland Browns, Nov. 12, 1967
	vs. Tampa Bay, Oct. 2, 1983
	vs. Arizona, Jan. 2, 2000
	vs. New Orleans, Oct. 9, 2005
	vs. Denver, Oct. 2, 2011
	vs. Tennessee Titans, Dec. 23, 2012
	vs. Chicago Bears, Nov. 9, 2014
	vs. Philadelphia, Nov. 16, 2014

* — holds or shares NFL record

MOST PRODUCTIVE TD COMBINATIONS, PACKERS HISTORY

TDs	Quarterback	Receiver/Tight End	Years	TDs	Quarterback	Receiver/Tight End	Years
65	Aaron Rodgers	Jordy Nelson	2008-14, 16-17	39	Aaron Rodgers	Randall Cobb	2011-20
57	Brett Favre	Antonio Freeman	1995-2001, 03	38	Aaron Rodgers	Greg Jennings	2007-12
	Aaron Rodgers	Davante Adams	2014-20	36	Brett Favre	Donald Driver	1999-2007
41	Brett Favre	Sterling Sharpe	1992-94	35	Lynn Dickey	Paul Coffman	1979-85
	Aaron Rodgers	James Jones	2008-13, 15	33	Cecil Isbell	Don Hutson	1938-42

Most Overall Touchdowns, Both Teams, Game

- 12 GB (5) at Detroit (7), Nov. 22, 1951
 11 Eight times, last:
 GB (6) vs. Detroit (5), Jan. 1, 2012

Most Consecutive Games Scoring Touchdowns

108	2010-17	56	2006-10
77	2000-04	48	1997-2000
75	1992-97		

POINTS AFTER TOUCHDOWN**Most (One-Point) PAT, Season**

68	2011 (69 attempts)	52	1962 (53 attempts)
59	2020 (63 attempts)		1983 (52 attempts)
53	2014 (55 attempts)		

Fewest (One-Point) PAT, Season (Since 1932)

11	1977	14	1932
12	1949	15	1946



Reggie White, Brett Favre

Most (One-Point) PAT, Game

- 8 vs. Atlanta, Oct. 23, 1966
 7 vs. Chicago Cardinals, Nov. 1, 1942
 vs. Detroit, Oct. 7, 1945
 at Cleveland Browns, Oct. 15, 1961
 vs. Chicago Bears, Sept. 30, 1962
 at Philadelphia, Nov. 11, 1962
 vs. Cleveland Browns, Nov. 12, 1967
 vs. Tampa Bay, Oct. 2, 1983
 vs. Arizona, Jan. 2, 2000
 vs. New Orleans, Oct. 9, 2005
 vs. Denver, Oct. 2, 2011
 vs. Tennessee Titans, Dec. 23, 2012
 vs. Chicago Bears, Nov. 9, 2014

Most (One-Point) PAT, Both Teams, Game

- 12 GB (5) at Detroit (7), Nov. 22, 1951
 11 GB (4) at Chicago Bears (7), Nov. 6, 1955
 GB (5) vs. N.Y. Giants (6), Sept. 19, 1971
 GB (6) vs. Washington (5), Oct. 17, 1983
 GB (6) at San Diego (5), Nov. 6, 2011

Most Two-Point Conversions, Season

- 4 2015
 3 2009, 2018, 2019
 2 1996, 2000, 2003, 2004, 2005, 2008, 2016, 2020

Most Two-Point Conversions, Game

- 2 at Carolina, Oct. 3, 2005

Most Two-Point Conversions, Both Teams, Game

- 3 GB (0) at Minnesota (3), Sept. 13, 2020
 2 GB (0) vs. Detroit (2), Nov. 6, 1994
 GB (1) vs. Chicago Bears (1), Sept. 1, 1997
 GB (0) at Indianapolis (2), Nov. 16, 1997
 GB (2) at Carolina (0), Oct. 3, 2005

FIELD GOALS**Seasons Leading League, Field Goals**

- *11 1935-36, 1940-43, 1946-47, 1955, 1972, 1974

Most Consecutive Seasons Leading League, Field Goals

- *4 1940-43

Most Field Goals Attempted, Season

48	1972 (made 33)	38	2000 (made 33)
39	1974 (made 25)	37	1993 (made 31)
	2007 (made 31)		2013 (made 33)
			2018 (made 30)

Fewest Field Goals Attempted, Season (Since 1938)

5	1944	10	1942
8	1951, 1956	13	1945

Most Field Goals Attempted, Game

- 6 vs. Detroit, Sept. 14, 1941
 vs. Detroit, Oct. 26, 1947
 at Pittsburgh Steelers, Oct. 30, 1960
 at Cleveland Browns, Sept. 17, 1972
 vs. Dallas Cowboys, Oct. 1, 1972
 vs. Detroit, Dec. 3, 1972
 vs. Detroit, Sept. 29, 1974
 at Minnesota, Nov. 17, 1974
 vs. Minnesota, Sept. 16, 2018

Most Field Goals Attempted, Both Teams, Game (Since 1933)

- *11 GB (6) vs. Detroit (5), Sept. 29, 1974
 10 GB (5) at St. Louis Cardinals (5), Dec. 5, 1971
 9 GB (5) at Baltimore Colts (4), Oct. 18, 1964
 GB (3) vs. Chicago Bears (6), Nov. 8, 1987
 GB (4) at N.Y. Jets (5), Nov. 3, 1991

Most Field Goals, Season

33	1972 (48 att.)	30	2018 (37 att.)
	2000 (38 att.)	29	1998 (33 att.)
	2013 (37 att.)	28	2002 (34 att.)
31	1993 (37 att.)		
	2007 (39 att.)		

Fewest Field Goals, Season (Since 1932)

- *0 1932, 1944

Most Field Goals, Game

- 5 at L.A. Raiders, Nov. 11, 1990
 vs. San Francisco, Oct. 14, 1996
 at Arizona, Sept. 24, 2000
 vs. Detroit, Oct. 6, 2013
 at Minnesota, Nov. 22, 2015
 vs. Minnesota, Sept. 16, 2018
 4 Several times, last: vs. Seattle, Sept. 20, 2015

Most Field Goals, Both Teams, Game

- 8 GB (4) vs. Detroit (4), Sept. 29, 1974

Most Consecutive Games, Field Goal Made

17	2013-14	12	1980-81
15	2004-05		1991-92, 2007
14	1987, 1997-98		

SAFETIES**Most Safeties, Season**

- 3 1932, 1975
 2 1929, 1939, 1947, 1959, 1988

Most Safeties, Game

- 1 Several times, last: at Minnesota, Sept. 13, 2020

Most Safeties, Both Teams, Game

- 2 GB (0) at Los Angeles Rams (2), Oct. 21, 1973
 GB (0) at Minnesota (2), Nov. 9, 2008

* — holds or shares NFL record

HERBER-TO-HUTSON: DID YOU KNOW?

The Packers' Arnie Herber was one of the NFL's first long-bomb passers, and he did it with unusually small hands. At Green Bay West High School, Herber learned he could improve his distance and accuracy by palming the ball, rather than using the laces. His most-feared target, the incomparable Don Hutson, had flat feet, and trainers had to tape them in a special way. That taping job gave Hutson a strange running motion, which totally stumped opponents, because his loping style disguised his true speed.

FIRST DOWNS

Seasons Leading League

5 1940, 1942, 1944, 1960, 1962

Most First Downs, Season

358 2020 (114 rushing, 216 passing, 28 penalty)
 356 2014 (104 rushing, 222 passing, 30 penalty)
 354 2004 (98 rushing, 228 passing, 28 penalty)
 353 2011 (89 rushing, 230 passing, 34 penalty)
 351 2013 (119 rushing, 201 passing, 31 penalty)

Fewest First Downs, Season

125 1935
 131 1945 (73 rushing, 44 passing, 14 penalty)
 134 1938
 140 1937
 147 1944 (70 rushing, 63 passing, 14 penalty)

Most First Downs, Game

37 at Phi., Nov. 11, 1962 (21 ru., 15 pa., 1 pen.)
 35 at NYJ, Dec. 23, 2018 (9 ru., 19 pa., 7 pen.)
 32 at TB, Oct. 12, 1980 (11 ru., 21 pa.)
 at Atl., Nov. 27, 1983 (11 ru., 18 pa., 3 pen.)
 vs. ChiB, Oct. 20, 2016 (5 ru., 21 pa., 6 pen.)

Fewest First Downs, Game

3 vs. Chicago Cardinals, Sept. 18, 1932
 at Boston Redskins, Nov. 4, 1934 (3 ru.)
 vs. Chicago Cardinals, Nov. 18, 1934
 4 at Detroit, Nov. 17, 1935 (4 ru.)
 5 Several times, last:
 vs. New England, Nov. 19, 2006 (2 ru., 3 pa.)

Most First Downs, Both Teams, Game

59 GB (27) vs. Detroit (32), Jan. 1, 2012
 58 GB (30) vs. Minnesota (28), Nov. 24, 2013
 GB (35) at N.Y. Jets (23), Dec. 23, 2018
 57 GB (32) at Atlanta (25), Nov. 27, 1983
 56 GB (23) vs. Washington (33), Oct. 17, 1983
 GB (26) vs. Arizona (30), Jan. 2, 2000
 GB (31) at Minnesota (25), Sept. 13, 2020

Fewest First Downs, Both Teams, Game

5 GB (5) vs. N.Y. Giants (0), Oct. 1, 1933
 GB (3) vs. Chi. Cardinals (2), Nov. 18, 1934
 8 GB (3) vs. Chi. Cardinals (5), Sept. 18, 1932
 10 GB (5) at Portsmouth (5), Dec. 4, 1932
 GB (6) at Chi. Cardinals (4), Nov. 5, 1933

Most First Downs, Rushing, Season

145 1962 133 1964
 142 1961 127 2003
 135 1960

Fewest First Downs, Rushing, Season

59 1982 69 1970, 2007
 60 1943 70 1944
 65 1942

Most First Downs, Rushing, Game

21 vs. Philadelphia, Nov. 11, 1962
 19 vs. San Francisco, Oct. 11, 1959
 at N.Y. Giants, Oct. 22, 1967
 18 vs. Baltimore Colts, Oct. 18, 1953
 vs. Detroit, Oct. 2, 1960
 vs. Minnesota, Dec. 22, 1996

Fewest First Downs, Rushing, Game

0 vs. Seattle, Dec. 9, 1990
 at Detroit, Nov. 28, 2013
 1 Several times, last: at L.A. Chargers, Nov. 3, 2019

Most First Downs, Rushing, Both Teams, Game

30 GB (13) vs. New Orleans (17), Sept. 9, 1979
 29 GB (11) at L.A. Rams (18), Dec. 16, 1956
 GB (19) at N.Y. Giants (10), Oct. 22, 1967
 28 GB (15) vs. Detroit (13), Oct. 26, 1947
 GB (9) at Chicago Bears (19), Nov. 6, 1955
 GB (16) vs. Atlanta (12), Oct. 26, 1969

Fewest First Downs, Rushing, Both Teams, Game

3 GB (1) at Detroit (2), Sept. 11, 2005
 4 GB (1) at Philadelphia (3), Oct. 13, 1946
 GB (2) vs. N.Y. Giants (2), Nov. 8, 1981
 GB (3) vs. Tampa Bay (1), Sept. 13, 1998
 GB (3) vs. Detroit (1), Sept. 9, 2001
 GB (3) at Carolina (1), Sept. 30, 2001
 GB (2) at Chicago Bears (2), Oct. 7, 2002
 GB (2) vs. New Orleans (2), Sept. 17, 2006
 GB (1) at Chicago Bears (3), Sept. 5, 2019

Most First Downs, Passing, Season

235 1995 222 2014, 2016
 230 2011 216 2020
 228 2004

Fewest First Downs, Passing, Season

34 1946 63 1944
 58 1948 66 1939, 1940, 1943

Most First Downs, Passing, Game

23 at Detroit, Oct. 7, 2018
 22 vs. Minnesota, Nov. 11, 2007
 21 vs. St. Louis Cardinals, Dec. 21, 1969
 at Tampa Bay, Oct. 12, 1980
 at Carolina, Sept. 27, 1998
 vs. Jacksonville, Dec. 19, 2004
 at N.Y. Giants, Dec. 4, 2011
 vs. New Orleans, Sept. 30, 2012
 vs. Chicago Bears, Oct. 20, 2016

Fewest First Downs, Passing, Game

0 vs. Cleveland Rams, Sept. 21, 1941
 vs. Chicago Bears, Sept. 25, 1949
 1 Several times, last: vs. Ind., Nov. 24, 1991

Most First Downs, Passing, Both Teams, Game

47 GB (20) vs. Detroit (27), Jan. 1, 2012
 44 GB (21) vs. New Orleans (23), Sept. 30, 2012
 38 GB (17) vs. Washington (21), Oct. 17, 1983
 37 GB (19) at Indianapolis (18), Sept. 26, 2004
 36 GB (21) at N.Y. Giants (15), Dec. 4, 2011
 GB (18) vs. Minnesota (18), Dec. 24, 2016

Fewest First Downs, Passing, Both Teams, Game

1 GB (0) vs. Cleveland Rams (1), Sept. 21, 1941
 3 GB (2) at Chicago Cardinals (1), Dec. 6, 1936
 GB (1) at San Francisco (2), Dec. 10, 1960
 4 GB (4) at Chicago Bears (0), Nov. 7, 1937
 GB (3) at Philadelphia (1), Nov. 29, 1942
 GB (1) vs. Chicago Bears (3), Sept. 29, 1946
 GB (3) at Chicago Bears (1), Nov. 3, 1946

Most First Downs, Penalty, Season

44 2015 36 2005, 2016
 43 2012 34 2011
 40 2019

Fewest First Downs, Penalty, Season

6 1940 11 1964
 8 1939, 1943 12 1955

Most First Downs, Penalty, Game

8 vs. Philadelphia, Sept. 26, 2019
 7 at N.Y. Jets, Dec. 23, 2018
 6 at L.A. Rams, Sept. 20, 1981
 vs. Dallas Cowboys, Nov. 23, 1997
 vs. Detroit, Nov. 21, 1999
 vs. Philadelphia, Sept. 17, 2000
 vs. Baltimore Ravens, Dec. 7, 2009
 vs. Jacksonville, Oct. 28, 2012
 vs. Chicago Bears, Oct. 20, 2016
 vs. Atlanta, Dec. 9, 2018
 at San Francisco, Nov. 24, 2019

Most First Downs, Penalty, Both Teams, Game

11 GB (5) vs. Indianapolis (6), Oct. 19, 2008
 10 GB (4) vs. Washington (6), Oct. 20, 2002
 GB (4) at Philadelphia (6), Dec. 5, 2004
 GB (6) vs. Baltimore Ravens (4), Dec. 7, 2009
 GB (2) vs. Philadelphia (8), Sept. 26, 2019
 9 GB (6) vs. Detroit (3), Nov. 21, 1999
 GB (5) at Detroit (4), Nov. 22, 2001
 GB (5) vs. Detroit (4), Dec. 12, 2004
 GB (3) at N.Y. Giants (5), Sept. 16, 2007
 GB (3) at Denver (6), Oct. 29, 2007
 GB (5) at Seattle (4), Sept. 24, 2012
 GB (6) vs. Jacksonville (3), Oct. 28, 2012
 GB (5) vs. Kansas City (4), Sept. 28, 2015

NET YARDS GAINED

(Rushing and passing)

Seasons Leading League

3 1937-38, 1940

Most Yards Gained, Season

6,482 2011 (1,558 rushing, 4,924 passing)
 6,404 2013 (2,136 rushing, 4,268 passing)
 6,357 2004 (1,908 rushing, 4,449 passing)
 6,224 2020 (2,118 rushing, 4,106 passing)
 6,178 2014 (1,917 rushing, 4,261 passing)

* — holds or shares NFL record

Fewest Yards Gained, Season

2,340	1934 (1,183 rushing, 1,165 passing, -8 laterals)
2,618	1946 (1,765 rushing, 841 passing, 12 laterals)
2,702	1933 (1,513 rushing, 1,186 passing, 3 laterals)
2,869	1945 (1,325 rushing, 1,536 passing, 8 laterals)
2,910	1982 (1,081 rushing, 1,829 passing)

Most Yards Gained, Game

628	at Philadelphia, Nov. 11, 1962 (294 ru., 334 pa.)
580	vs. Washington, Sept. 15, 2013 (139 ru., 441 pa.)
569	at Tampa Bay, Oct. 12, 1980 (154 ru., 415 pa.)
550	vs. Detroit, Jan. 1, 2012 (81 ru., 469 pa.)
548	at Oakland, Dec. 22, 2003 (156 ru., 392 pa.)

Fewest Yards Gained, Game

36	at Cincinnati, Sept. 26, 1976 (71 ru., -35 pa.)
61	at Boston Redskins, Nov. 4, 1934 (55 ru., 6 pa.)
63	vs. Dallas Cowboys, Oct. 24, 1965 (73 ru., -10 pa.)
	at L.A. Rams, Oct. 21, 1973 (35 ru., 28 pa.)
	at Detroit, Oct. 28, 1973 (60 ru., 3 pa.)

Most Yards Gained, Both Teams, Game

1,125	GB (550) vs. Detroit (575), Jan. 1, 2012
1,025	GB (473) vs. Washington (552), Oct. 17, 1983
1,002	GB (580) vs. Washington (422), Sept. 15, 2013
986	GB (491) at New Orleans (495), Oct. 26, 2014
977	GB (479) at Houston Oilers (498), Sept. 4, 1983

Fewest Yards Gained, Both Teams, Game (Since 1933)

136	GB (86) vs. Chicago Cardinals (50), Nov. 18, 1934
173	GB (107) vs. N.Y. Giants (66), Oct. 1, 1933
195	GB (118) vs. Chicago Bears (77), Sept. 18, 1938
206	GB (61) at Boston Redskins (145), Nov. 4, 1934
208	GB (115) at Chicago Cardinals (93), Nov. 29, 1934

Most Consecutive Games, 400 or More Yards Gained

4	1984, 1989, 2009
3	1961, 1980, 2004 (twice), 2007, 2014, 2016, 2018
2	Several times, last: 2020

Most Consecutive Games, 300 or More Yards Gained

19	2014-15	13	2014
18	2011-12	12	2000-01
17	2016-17		

RUSHING**Seasons Leading League, Rushing Yards**

4	1946, 1961-62 and 1964
---	------------------------

Most Consecutive Seasons Leading League

2	1961-62
---	---------

ATTEMPTS**Most Rushing Attempts, Season**

560	1946	527	1973
550	1978	518	1962
544	1972		

Fewest Rushing Attempts, Season

283	1982	333	2018
313	1951	337	1956
321	1954		

Most Rushing Attempts, Game

64	at Washington, Dec. 1, 1946
63	vs. Pittsburgh Steelers, Oct. 20, 1946
62	vs. Chicago Cardinals, Sept. 12, 1937
	vs. Cleveland Rams, Sept. 21, 1941
	at Chicago Cardinals, Nov. 10, 1946

Fewest Rushing Attempts, Game

7	vs. Miami, Sept. 11, 1994
10	vs. Seattle, Dec. 9, 1990
11	at Chicago Bears, Nov. 27, 1988
	at Denver, Oct. 17, 1999
	vs. Tennessee Titans, Oct. 11, 2004
	at Los Angeles Chargers, Nov. 3, 2019
12	vs. San Diego, Oct. 7, 1984
	at Buffalo, Nov. 20, 1994
	at Tampa Bay, Dec. 26, 1999
	at Pittsburgh Steelers, Dec. 20, 2009

Most Rushing Attempts, Both Teams, Game

*108	GB (38) at Chicago Cardinals (70), Dec. 5, 1948
102	GB (51) vs. Pittsburgh Steelers (51), Nov. 20, 1949
101	GB (32) at Chicago Cardinals (69), Dec. 6, 1936
100	GB (62) vs. Chicago Cardinals (38), Sept. 12, 1937
99	GB (56) at Chicago Bears (43), Nov. 1, 1936
	GB (37) vs. Washington (62), Oct. 24, 1948
	GB (55) at L.A. Rams (44), Oct. 23, 1949



Vince Lombardi

Fewest Rushing Attempts, Both Teams, Game

31	GB (12) at Pittsburgh Steelers (19), Dec. 20, 2009
33	GB (15) vs. Pittsburgh Steelers (18), Sept. 27, 2010
35	GB (15) vs. Minnesota (20), Dec. 24, 2016
37	GB (24) vs. Carolina (13), Dec. 12, 1999
	GB (22) at Chicago Bears (15), Sept. 5, 2019

YARDS GAINED**Most Yards Gained Rushing, Season**

2,558	2003	2,276	1964
2,460	1962	2,248	1963
2,350	1961		

Fewest Yards Gained Rushing, Season

1,081	1982	1,274	1942
1,183	1934	1,325	1945
1,196	1951		

Most Yards Gained Rushing, Game

366	vs. Detroit, Oct. 26, 1947 (50 att.)
312	vs. N.Y. Yanks, Oct. 8, 1950 (40 att.)
303	vs. Baltimore Colts, Oct. 18, 1953 (56 att.)
301	at Washington, Dec. 1, 1946 (64 att.)
298	at Chicago Bears, Dec. 16, 1973 (53 att.)

* — holds or shares NFL record

50TH ANNIVERSARY TEAM (1969)

Don Hutson	End	Bart Starr	Quarterback	Larry Craig	End	Ray Nitschke	Linebacker
Boyd Dowler	End	Paul Hornung ..	Running Back	Lavvie Dilweg	End	Dave Robinson	Linebacker
Cal Hubbard	Tackle	Clarke Hinkle ..	Running Back	Willie Davis	End	Bill Forester	Linebacker
Fred "Fuzzy" Thurston ..	Guard	Jim Taylor	Running Back	Robert "Cal" Hubbard ..	Tackle	Herb Adderley	Def. Back
Jim Ringo	Center			Henry Jordan	Tackle	Jesse Whittenton	Def. Back
Jerry Kramer	Guard			Dave Hanner	Tackle	Bobby Dillon	Def. Back
Forrest Gregg	Tackle					Willie Wood	Def. Back

Fewest Yards Gained Rushing, Game

12	at Tampa Bay, Dec. 26, 1999 (12 attempts)
13	vs. Seattle, Dec. 9, 1990 (10 attempts)
17	vs. Boston Redskins, Sept. 17, 1933 (37 attempts)
18	vs. Chicago Cardinals, Oct. 21, 1934 (29 attempts)
20	at Boston Redskins, Nov. 8, 1936 (30 attempts) at Baltimore Colts, Oct. 28, 1956 (18 attempts)

Most Yards Gained Rushing, Both Teams, Game

557	GB (151) at Chicago Bears (406), Nov. 6, 1955
508	GB (366) vs. Detroit (142), Oct. 26, 1947
506	GB (294) vs. Cleveland Rams (212), Oct. 22, 1944
502	GB (312) vs. N.Y. Yanks (190), Oct. 8, 1950
495	GB (181) at L.A. Rams (314), Dec. 16, 1956

Fewest Yards Gained Rushing, Both Teams, Game

81	GB (44) at Miami (37), Sept. 22, 1991
85	GB (18) vs. Chicago Cardinals (67), Oct. 21, 1934 GB (35) at Philadelphia (50), Oct. 13, 1946
87	GB (37) vs. Tampa Bay (50), Sept. 13, 1998
92	GB (79) vs. Carolina (13), Dec. 12, 1999

AVERAGE GAIN, RUSHING**Highest Average Gain, Rushing, Season**

5.05	2003 (507 att., 2,558 yds.)
5.01	2018 (333 att., 1,667 yds.)
4.96	1961 (474 att., 2,350 yds.)
4.78	2020 (443 att., 2,118 yds.)
4.75	1962 (518 att., 2,460 yds.)

Lowest Average Gain, Rushing, Season

2.59	1934 (456 att., 1,183 yds.)
3.07	1932 (434 att., 1,333 yds.)
3.11	1933 (487 att., 1,513 yds.)
3.12	1977 (469 att., 1,464 yds.)
3.15	1939 (500 att., 1,574 yds.)

TOUCHDOWNS, RUSHING**Most Touchdowns, Rushing, Season**

*36	1962 (14 games)	23	1964 (14 games)
29	1960 (12 games)	22	1963 (14 games)
27	1961 (14 games)		

Fewest Touchdowns, Rushing, Season

5	1922, 1923, 1924, 1977, 1990
---	------------------------------

Most Touchdowns, Rushing, Game

6	at Cleveland Browns, Oct. 15, 1961 at Philadelphia, Nov. 11, 1962
5	vs. Pittsburgh Pirates, Oct. 15, 1933 vs. Chicago Bears, Sept. 30, 1962 at Chicago Bears, Nov. 4, 1962 at N.Y. Giants, Oct. 22, 1967 vs. New England, Oct. 9, 1988 vs. Seattle, Dec. 27, 2009

Most Touchdowns, Rushing, Both Teams, Game

*8	GB (3) at Chicago Bears (5), Nov. 6, 1955
7	GB (4) vs. Chicago Bears (3), Sept. 30, 1945
6	GB (4) vs. Seattle (3), Oct. 15, 1978 Several times, last: GB (6) at Phi. (0), Nov. 11, 1962

PASSING**ATTEMPTS****Most Passes Attempted, Season**

640	2018 (392 comp.)	620	2016 (403 comp.)
630	2006 (530 comp.)	609	1994 (375 comp.)
626	2005 (383 comp.)		

Fewest Passes Attempted, Season

134	1932 (48 comp.)	209	1933 (89 comp.)
178	1946 (54 comp.)	210	1938 (91 comp.)
197	1934 (74 comp.)		

Most Passes Attempted, Game

61	vs. San Francisco, Oct. 14, 1996 (28 comp.) vs. Detroit, Nov. 15, 2015 (35 comp.)
60	at Detroit, Nov. 12, 1989 (35 comp.) at New Orleans, Sept. 14, 1986 (28 comp.)
59	at Chicago Bears, Dec. 4, 2005 (31 comp.)

Fewest Passes Attempted, Game

*0	vs. Portsmouth, Oct. 8, 1933
4	vs. Brooklyn Dodgers, Oct. 23, 1932
5	at Chicago Bears, Oct. 16, 1932 vs. Detroit, Nov. 1, 1971
6	vs. N.Y. Giants, Oct. 2, 1932

Most Passes Attempted, Both Teams, Game

103	GB (44) vs. Detroit (59), Jan. 1, 2012
100	GB (47) at New England (53), Oct. 2, 1994 GB (61) vs. San Francisco (39), Oct. 14, 1996
99	GB (61) vs. Detroit (38), Nov. 15, 2015
98	GB (45) at Carolina (53), Sept. 27, 1998

Fewest Passes Attempted, Both Teams, Game

11	GB (0) vs. Portsmouth (11), Oct. 8, 1933
13	GB (9) vs. Chicago Bears (4), Sept. 25, 1932 GB (8) vs. Chicago Cardinals (5), Nov. 18, 1938
14	GB (8) vs. Chicago Bears (6), Sept. 18, 1938
15	GB (10) at Chicago Cardinals (5), Dec. 6, 1936

COMPLETIONS**Most Passes Completed, Season**

403	2016 (620 att.)	383	2005 (626 att.)
392	2018 (640 att.)		2007 (578 att.)
		382	2004 (598 att.)

Fewest Passes Completed, Season

48	1932 (134 att.)	81	1945 (218 att.)
54	1946 (178 att.)	89	1933 (209 att.)
74	1934 (197 att.)		

Most Passes Completed, Game

39	vs. Chicago Bears, Oct. 20, 2016 (56 att.)
37	at N.Y. Jets, Dec. 23, 2018 (55 att.)
36	at Chicago Bears, Dec. 5, 1993 (54 att.)
35	at Tampa Bay, Oct. 12, 1980 (51 att.) at Detroit, Nov. 12, 1989 (60 att.) vs. Minnesota, Nov. 11, 2007 (48 att.) vs. Detroit, Nov. 15, 2015 (61 att.) at Cleveland Browns, Dec. 10, 2017 (46 att.)

Fewest Passes Completed, Game

*0	vs. Portsmouth, Oct. 8, 1933 vs. Chicago Bears, Sept. 25, 1949
----	---

Most Passes Completed, Both Teams, Game

67	GB (31) vs. Detroit (36), Jan. 1, 2012
66	GB (31) vs. New Orleans (35), Sept. 30, 2012
62	GB (34) at Indianapolis (28), Sept. 26, 2004
61	GB (37) at N.Y. Jets (24), Dec. 23, 2018
60	GB (34) vs. Washington (26), Sept. 15, 2013

Fewest Passes Completed, Both Teams, Game

2	GB (1) vs. Chicago Bears (1), Sept. 25, 1932 GB (2) vs. Chicago Cardinals (0), Nov. 18, 1934
4	GB (3) at Chicago Cardinals (1), Nov. 29, 1934 GB (3) vs. Chicago Bears (1), Sept. 18, 1938
5	GB (0) vs. Portsmouth (5), Oct. 8, 1933 GB (3) at Chicago Cardinals (2), Dec. 6, 1936 GB (4) vs. Chicago Cardinals (1), Sept. 12, 1937

YARDS GAINED, PASSING**Seasons Leading League, Passing Yards**

5	1934-37, 1942
---	---------------

Most Consec. Seasons Leading League, Passing Yards

4	1934-37
---	---------

Most Gross Yards Gained, Passing, Season

5,161	2011	4,550	2004
4,688	1983	4,539	1995
4,629	2018		

Most Net Yards Gained, Passing, Season

4,924	2011	4,334	2007
4,449	2004	4,322	1995
4,365	1983		

Fewest Net Yards Gained, Passing, Season

798	1932	1,186	1933
841	1946	1,283	1973
1,165	1934		

Most Net Yards Gained, Passing, Game

469	vs. Detroit, Jan. 1, 2012 (44-31-1, 6 TD)
441	vs. Washington, Sept. 15, 2013 (42-34-0, 4 TD)
423	vs. Chicago Cardinals, Nov. 1, 1942 (27-13-1, 6 TD) at Detroit, Oct. 7, 2018 (52-32-0, 3 TD)
422	vs. St. Louis Cardinals, Dec. 21, 1969 (34-23-1, 5 TD)

Fewest Net Yards Gained, Passing, Game

-35	at Cincinnati, Sept. 26, 1976
-18	at Chicago Cardinals, Dec. 5, 1948
-12	vs. Chicago Bears, Nov. 4, 1973
-10	vs. Dallas Cowboys, Oct. 24, 1965
-7	vs. Chicago Bears, Sept. 25, 1949

* — holds or shares NFL record

Most Net Yards Gained, Passing, Both Teams, Game

*971	GB (469) vs. Detroit (502), Jan. 1, 2012
848	GB (376) at Pittsburgh Steelers (472), Dec. 20, 2009
778	GB (385) at Indianapolis (393), Sept. 26, 2004
771	GB (403) vs. Washington (368), Oct. 17, 1983
755	GB (441) vs. Washington (314), Sept. 15, 2013

Fewest Net Yards, Passing, Both Teams, Game

*-11	GB (-10) vs. Dallas Cowboys (-1), Oct. 24, 1965
10	GB (16) at Chicago Cardinals (-6), Nov. 29, 1934
20	GB (13) vs. Chicago Bears (7), Sept. 25, 1932
GB (20)	vs. Chicago Cardinals (0), Nov. 18, 1934
29	GB (-35) at Cincinnati (64), Sept. 26, 1976

300-YARD NET PASSING EFFORTS**Most Games, 300 Net Yards Passing, Season**

8	2014
7	2007
6	1983, 1989, 2004, 2011
5	2009, 2012, 2016, 2018
4	1984, 1994, 1995, 2001, 2013, 2020
3	1942, 1999, 2002, 2005, 2006, 2010, 2015, 2019

Most Consecutive Games, 300 Net Yards Passing

4	2011, 2012-13
3	1984, 2004, 2007 (twice), 2014, 2016

Most Consec. Games, Fewer Than 300 Yards Net Passing

149	1970-80
86	1933-40
95	1943-51

TIMES SACKED*Became an official NFL team statistic in 1963***Most Times Sacked, Season**

62	1990 (16 games)	51	1988 (16 games)
53	2018 (16 games)		2009 (16 games)
52	1981 (16 games)		2012 (16 games)
			2017 (16 games)

Fewest Times Sacked, Season

14	2004 (16 games)	18	1971 (14 games)
17	1972 (14 games)	19	2003 (16 games)
	1974 (14 games)		2007 (16 games)

Most Times Sacked, Game

11	vs. Detroit, Nov. 7, 1965
10	at San Diego, Sept. 24, 1978
9	at Chicago Bears, Dec. 13, 1970
	at N.Y. Jets, Dec. 20, 1981
	vs. Detroit, Dec. 12, 1982
	at Arizona, Dec. 27, 2015

Most Times Sacked, Both Teams, Game

*18	GB (10) at San Diego (8), Sept. 24, 1978
14	GB (5) vs. Dallas Cowboys (9), Oct. 24, 1965
13	GB (11) vs. Detroit (2), Nov. 7, 1965
	GB (8) at L.A. Raiders (5), Nov. 11, 1990
12	GB (4) vs. L.A. Rams (8), Sept. 25, 1966
	GB (5) at Detroit (7), Dec. 15, 1979
	GB (6) at Tampa Bay (6), Oct. 27, 1991
	GB (5) vs. Chicago Bears (7), Sept. 13, 2012

Fewest Yards Lost, by Sack/Attempting to Pass, Season

101	2004
124	1972
126	1974
127	2007
137	2003

COMPLETION PERCENTAGE**Seasons Leading League, Completion Percentage**

8	1936, 1941, 1961-62, 1964, 1966, 1968, 1998
---	---

Most Consecutive Seasons Leading League, Comp. Pct.

2	1961-62
---	---------

Highest Completion Percentage, Season

70.72	2020 (376 completions in 552 attempts)
68.12	2011 (376 completions in 552 attempts)
67.03	2012 (374 completions in 558 attempts)
66.26	2007 (383 completions in 578 attempts)
65.54	2003 (310 completions in 473 attempts)

Lowest Completion Percentage, Season

30.34	1946 (54 completions in 178 attempts)
30.43	1949 (91 completions in 299 attempts)
35.82	1932 (48 completions in 134 attempts)
37.16	1945 (81 completions in 218 attempts)
37.56	1934 (74 completions in 197 attempts)

TOUCHDOWNS, PASSING**Most Touchdowns, Passing, Season**

51	2011	39	1995, 1996
48	2020	38	2014
40	2012, 2016		

Fewest Touchdowns, Passing, Season

1	1921	5	1923
3	1922		1949
4	1927		1974
	1946		

Most Touchdowns, Passing, Game

6	vs. Chicago Cardinals, Nov. 1, 1942
	vs. Detroit, Oct. 7, 1945
	vs. Detroit, Jan. 1, 2012
	at Houston Texans, Oct. 14, 2012
	vs. Chicago Bears, Nov. 9, 2014
5	vs. St. Louis Cardinals, Dec. 21, 1969
	at New Orleans, Dec. 13, 1981
	at Houston Oilers, Sept. 4, 1983
	vs. Chicago Bears, Nov. 12, 1995
	vs. Minnesota, Sept. 21, 1997
	at Carolina, Sept. 27, 1998
	vs. Kansas City, Sept. 28, 2015

Most Touchdowns, Passing, Both Teams, Game

11	GB (6) vs. Detroit (5), Jan. 1, 2012
9	GB (4) at Indianapolis (5), Sept. 26, 2004
8	GB (4) at Detroit (4), Nov. 22, 1951
GB (3)	at Detroit (5), Nov. 27, 1952
GB (5)	vs. Minnesota (3), Sept. 21, 1997
GB (4)	vs. Minnesota (4), Nov. 14, 2004
GB (4)	at San Diego (4), Nov. 6, 2011

PASSES HAD INTERCEPTED**Most Passes Had Intercepted, Season**

37	1950	30	1984, 2005
34	1953	29	1948, 1949, 1951, 1980
32	1983		

Fewest Passes Had Intercepted, Season

4	2018, 2019	8	2009, 2011, 2012
5	1966, 2020		2015, 2016
6	1964, 2014	9	1972

* — holds or shares NFL record

NOTABLE OPPONENT ABBREVIATIONS USED IN RECORDS & HISTORY SECTION

BalC.....	Baltimore Colts, 1950, 1953-1983	HouO.....	Houston Oilers, 1960-96
BalR.....	Baltimore Ravens, 1996-present	HouT.....	Houston Texans, 2002-present
Bkn.....	Brooklyn Dodgers, 1930-43; Tigers, 1944	LAC.....	Los Angeles Chargers, 1960, 2017-present
BosB.....	Boston Braves, 1932	LARd.....	Los Angeles Raiders, 1982-94
BosR.....	Boston Redskins, 1933-36	LARm.....	Los Angeles Rams, 1946-94, 2016-present
BosY.....	Boston Yanks, 1944-48	Mil.....	Milwaukee Badgers, 1922-26
ChiB.....	Chicago Bears, 1922-present	NYB.....	New York Bulldogs, 1949
ChiC.....	Chicago Cardinals, 1920-59	NYK.....	New York Yankees, 1927-28; Yanks, 1950-51
Card-Pitt.....	Chicago Cardinals-Pitt. Steelers Combine, 1944	PhoC.....	Phoenix Cardinals, 1988-93
CinR.....	Cincinnati Reds, 1933	PitP.....	Pittsburgh Pirates, 1933-39
CleB.....	Cleveland Browns, 1950-95, 1999-present	Port.....	Portsmouth Spartans, 1930-33
CleR.....	Cleveland Rams, 1937-42, 1944-45	Prov.....	Providence Steam Roller, 1925-31
DalC.....	Dallas Cowboys, 1960-present	StLC.....	St. Louis Cardinals, 1960-87
DalT.....	Dallas Texans, 1952	StLR.....	St. Louis Rams, 1995-2015
Dul.....	Duluth Kelleys, 1923-25; Eskimos, 1926-27	TenO.....	Tennessee Oilers, 1997-98
Fra.....	Frankford Yellow Jackets, 1924-31	TenT.....	Tennessee Titans, 1999-present

Most Passes Had Intercepted, Game

- 8 vs. N.Y. Giants, Nov. 21, 1948
- 7 vs. Chicago Bears, Sept. 22, 1940
vs. Detroit, Oct. 20, 1940
at Cleveland Rams, Nov. 11, 1945
vs. Detroit, Sept. 17, 1950
at New Orleans, Sept. 14, 1986

Most Passes Had Intercepted, Both Teams, Game

- 11 GB (4) at Cleveland Rams (7), Oct. 30, 1938
GB (7) vs. Detroit (4), Oct. 20, 1940
- 10 GB (1) at Detroit (9), Oct. 24, 1943
GB (3) at Cleveland Rams (7), Nov. 12, 1944
GB (7) at Cleveland Rams (3), Nov. 11, 1945

PUNTING**Most Punts, Season**

106 1978 (16 games)	87 1949 (12 games)
95 1975 (14 games)	1970 (14 games)
93 1987 (16 games)	1980 (16 games)

Fewest Punts, Season

42 1982 (9 games)	48 1944 (10 games)
46 1945 (10 games)	49 1960 (12 games)
47 2020 (16 games)	

*Craig Henrich***Most Punts, Game**

- 14 at Chicago Bears, Oct. 22, 1933
at Chicago Cardinals, Nov. 5, 1933
at Detroit, Nov. 17, 1935
- 13 at Boston Redskins, Nov. 4, 1934
- 12 at Chicago Bears, Dec. 10, 1933

Fewest Punts, Game

- *0 at Baltimore Colts, Nov. 6, 1960
vs. Chicago Bears, Sept. 24, 1967
vs. Buffalo, Dec. 5, 1982
at Chicago Bears, Dec. 17, 1989
at Minnesota, Oct. 27, 2013
at Chicago Bears, Sept. 28, 2014
at New Orleans, Oct. 26, 2014
at Detroit, Oct. 7, 2018
vs. Tennessee Titans, Dec. 27, 2020
- 1 Several times, last:
vs. Minnesota, Nov. 1, 2020

Most Punts, Both Teams, Game

- *31 GB (14) at Chicago Bears (17), Oct. 22, 1933
- 26 GB (14) at Chicago Cardinals (12), Nov. 5, 1933
GB (11) at Portsmouth (15), Nov. 12, 1933
GB (12) at Chicago Bears (14), Dec. 10, 1933
GB (14) at Detroit (12), Nov. 17, 1935

Fewest Punts, Both Teams, Game

- *0 GB (0) at Chicago Bears (0), Sept. 28, 2014
GB (0) at New Orleans (0), Oct. 26, 2014
- 1 GB (0) vs. Buffalo (1), Dec. 5, 1982
GB (0) at Chicago Bears (1), Dec. 17, 1989

AVERAGE YARDAGE**Highest Gross Average, Punting, Season**

45.56 2011 (55 punts, 2,506 yards)
45.04 1997 (75 punts, 3,378 yards)
44.69 1963 (51 punts, 2,279 yards)
44.59 2013 (64 punts, 2,854 yards)
44.51 2006 (84 punts, 3,739 yards)

Lowest Gross Average, Punting, Season

35.46 1978 (106 punts, 3,759 yards)
35.83 1975 (95 punts, 3,404 yards)
35.96 1943 (52 punts, 1,870 yards)
36.50 1967 (66 punts, 2,409 yards)
36.60 1976 (84 punts, 3,074 yards)

PUNT RETURNS**Seasons Leading League (Average Return)**

- 6 1950, 1953-54, 1961, 1972, 1996

Most Punt Returns, Season

61 1995	53 2006
58 1996	49 1994
56 1997	

Fewest Punt Returns, Season

11 2020	22 1965
20 1961, 2019	25 1970, 1972

Most Punt Returns, Game

- 9 vs. Minnesota, Dec. 21, 2006
- 8 at Boston Yanks, Nov. 18, 1945
vs. Dallas Texans, Nov. 23, 1952
vs. Minnesota, Nov. 21, 1982
- 7 Several times, last:
vs. Carolina, Sept. 29, 2002

Most Punt Returns, Both Teams, Game

- 14 GB (7) at New England (7), Oct. 2, 1994
- 13 GB (5) at Philadelphia (8), Nov. 29, 1942
GB (6) at Chicago Bears (7), Nov. 14, 1948
GB (6) vs. Chicago Bears (7), Dec. 4, 1983

FAIR CATCHES**Most Fair Catches, Season**

31 2019	23 1972, 2015
27 2004	22 2012, 2017
26 2000	

Fewest Fair Catches, Season

3 2006	6 1982, 1987, 1992
5 1971, 2007	7 1975, 1986, 1991, 1995

Most Fair Catches, Game

- 6 at Chicago Bears, Dec. 16, 1973
- 5 vs. New Orleans, Nov. 17, 1968
vs. Chicago Bears, Nov. 15, 1970
at Detroit, Dec. 12, 2010
at Detroit, Dec. 3, 2015
at Minnesota, Sept. 18, 2016

* — holds or shares NFL record

BEST GIVEAWAY-TAKEAWAY RATIOS

±/	Year	Giveaways			Takeaways		
		Total	Int	Fum	Total	Int	Fum
+26	1943	25	19	6	51	42	9
+24	1941	24	13	11	48	25	23
	1965	26	14	12	50	27	23
	2009	16	8	8	40	30	10
	2011	14	8	6	38	31	7

WORST GIVEAWAY-TAKEAWAY RATIOS

±/	Year	Giveaways			Takeaways		
		Total	Int	Fum	Total	Int	Fum
-24	2005	45	30	15	21	10	11
-19	1976	45	22	23	26	11	15
	1983	50	32	18	31	19	12
-15	1950	57	37	20	42	27	15
	1952	56	25	31	41	22	19

YARDS GAINED

Most Yards, Punt Returns, Season

*875	1996 (16 games)	563	1939 (11 games)
729	1950 (12 games)		1947 (12 games)
		527	1948 (12 games)

Fewest Yards, Punt Returns, Season

53	2020 (16 games)	98	1970 (14 games)
65	1965 (14 games)		2019 (16 games)
		137	1973 (14 games)

Most Yards, Punt Returns, Game

167	at Detroit, Dec. 15, 1996
147	at Chicago Bears, Nov. 8, 1959
144	vs. Dallas Texans, Nov. 23, 1952
141	vs. Los Angeles Rams, Oct. 9, 1994
129	vs. Tampa Bay, Oct. 2, 1983

Most Yards, Punt Returns, Both Teams, Game

182	GB (167) at Detroit (15), Dec. 15, 1996
181	GB (92) vs. N.Y. Giants (89), Nov. 13, 1949
177	GB (122) vs. Washington (55), Sept. 24, 1950
175	GB (0) at Detroit (175), Nov. 22, 1951
170	GB (22) at Chicago Cardinals (148), Nov. 27, 1949

AVERAGE YARDS RETURNING PUNTS

Highest Average, Punt Returns, Season

17.75	1961 (20 returns, 355 yards)
16.57	1950 (44 returns, 729 yards)
15.09	1996 (58 returns, 875 yards)
14.56	1972 (25 returns, 364 yards)
13.03	1964 (34 returns, 443 yards)

Lowest Average, Punt Returns, Season

2.95	1965 (22 returns, 65 yards)
3.92	1970 (25 returns, 98 yards)
4.03	1967 (39 returns, 157 yards)
4.15	2002 (46 returns, 191 yards)
4.57	1973 (30 returns, 137 yards)

TOUCHDOWNS RETURNING PUNTS

Most Touchdowns, Punt Returns, Season

3	1996 (16 games)
2	1950 (12 games)
	1961 (14 games)
	1972 (14 games)
	1974 (14 games)
	2007 (16 games)
	2008 (16 games)
	2014 (16 games)

Most Touchdowns, Punt Returns, Game

1	Several times, last: vs. Detroit, Dec. 28, 2014
---	---

Most Touchdowns, Punt Returns, Both Teams, Game

*2	GB (0) at Detroit (2), Nov. 22, 1951
	GB (1) vs. Cincinnati (1), Sept. 20, 1992

KICKOFF RETURNS

Most Kickoff Returns, Season

79	1983	73	1980
76	1986	70	2004, 2006
75	2005		

Fewest Kickoff Returns, Season

28	1941, 1943	30	1944, 1962, 2018
29	2014	32	2016, 2019

Most Kickoff Returns, Game

9	at Detroit, Nov. 22, 1951
	at Detroit, Nov. 27, 1952
	vs. Detroit, Sept. 20, 1970
	at L.A. Rams, Sept. 21, 1980
	at Chicago Bears, Dec. 7, 1980
	at N.Y. Giants, Dec. 20, 1986
	vs. Tennessee Titans, Oct. 11, 2004
	at Baltimore Ravens, Dec. 19, 2005
	at New Orleans, Nov. 24, 2008

Most Kickoff Returns, Both Teams, Game

17	GB (8) vs. Washington (9), Oct. 17, 1983
	GB (8) at Detroit (9), Nov. 27, 1986
15	GB (8) at Houston Oilers (7), Sept. 4, 1983
14	Several times, last: GB (8) at Dallas Cowboys (6), Nov. 29, 2007

YARDS GAINED, KICKOFF RETURNS

Most Yards, Kickoff Returns, Season

1,570	2000 (64 ret, 24.5 avg)	1,522	2004 (70 ret, 21.7 avg)
1,547	1998 (60 ret, 25.8 avg)	1,511	2003 (64 ret, 23.6 avg)
1,546	1971 (58 ret, 26.7 avg)		

Fewest Yards, Kickoff Returns, Season

381	1940 (11 games)	610	1944 (10 games)
555	2014 (16 games)	623	2020 (16 games)
567	1941 (11 games)		

Most Yards, Kickoff Returns, Game

258	at Dallas Cowboys, Oct. 3, 1993
256	vs. Minnesota, Oct. 5, 1998
245	vs. N.Y. Giants, Sept. 19, 1971
244	vs. Chicago Bears, Oct. 7, 1956
234	at Chicago Bears, Dec. 7, 1980

Most Yards, Kickoff Returns, Both Teams, Game

427	GB (245) vs. N.Y. Giants (182), Sept. 19, 1971
410	GB (106) at Chicago Bears (304), Nov. 9, 1952
407	GB (163) vs. Detroit (244), Sept. 6, 1998
401	GB (208) vs. Washington (193), Oct. 17, 1983
379	GB (180) at Chicago Bears (199), Nov. 6, 1955

AVERAGE YARDAGE, KICKOFF RET.

Highest Average, Kickoff Returns, Season

26.98	1967 (46 returns, 1,241 yards)
26.66	1971 (58 returns, 1,546 yards)
26.27	1961 (41 returns, 1,077 yards)
25.78	1998 (60 returns, 1,547 yards)
	1964 (45 returns, 1,160 yards)

Lowest Average, Kickoff Returns, Season

16.95	1983 (79 returns, 1,339 yards)
17.49	1987 (59 returns, 1,032 yards)
17.96	1989 (69 returns, 1,239 yards)
18.38	1981 (58 returns, 1,066 yards)
18.45	1988 (64 returns, 1,181 yards)

TOUCHDOWNS, KICKOFF RETURNS

Most Touchdowns, Kickoff Returns, Season

*4	1967 (14 games)
2	1969 (14 games)
	1970 (14 games)
	1971 (14 games)
	1998 (16 games)

Most Touchdowns, Kickoff Returns, Game

*2	vs. Cleveland Browns, Nov. 12, 1967
1	Several times, last: vs. New Orleans, Sept. 8, 2011

Most TDs, Kickoff Returns, Both Teams, Game

2	GB (0) vs. Chicago Bears (2), Sept. 22, 1940
	GB (0) at Chicago Bears (2), Nov. 9, 1952
	GB (2) vs. Cleveland Browns (0), Nov. 12, 1967
	GB (0) at L.A. Rams (2), Nov. 24, 1985
	GB (1) vs. Detroit (1), Sept. 6, 1998 (consec.)

* — holds or shares NFL record



Packers, 1943

FUMBLES

Most Fumbles, Season

44	1988 (16 games)	40	1952 (12 games)
42	1992 (16 games)	39	1985 (16 games)
41	1991 (16 games)		

Fewest Fumbles, Season

11	1944 (10 games)	14	2017 (16 games)
	2020 (16 games)	15	1943 (10 games)
13	1942 (11 games)		2011 (16 games)
			2019 (16 games)

Most Fumbles, Game

- 8 at Philadelphia, Dec. 1, 1974
at Tampa Bay, Dec. 7, 1998
- 7 Seven times, last:
vs. Cincinnati, Sept. 20, 1992

Most Fumbles, Both Teams, Game

- 13 GB (7) vs. Detroit (6), Oct. 6, 1985
- 12 GB (6) at Detroit (6), Nov. 24, 1955
- GB (4) vs. Detroit (8), Dec. 6, 1992
- 11 Five times, last:
GB (6) vs. Seattle (5), Nov. 1, 1999

FUMBLES LOST

Most Fumbles Lost, Season

31	1952 (12 games)	24	1978 (16 games)
26	1988 (16 games)	23	1976 (14 games)
25	1955 (12 games)		



Fritz Shurmur

Fewest Fumbles Lost, Season

6	1943 (10 games)	7	1939 (11 games)
	1995 (16 games)		1944 (10 games)
	2011 (16 games)		1945 (10 games)
	2020 (16 games)		1984 (16 games)
			2014 (16 games)
			2017 (16 games)

Most Fumbles Lost, Game

- 6 at Detroit, Nov. 27, 1952
- 5 at Chicago Bears, Nov. 6, 1955
at Detroit, Nov. 24, 1955
vs. L.A. Rams, Sept. 25, 1966
at Philadelphia, Dec. 1, 1974

Most Fumbles Lost, Both Teams, Game

- 10 GB (5) at Detroit (5), Nov. 24, 1955
- 9 GB (4) at Chicago Bears (5), Oct. 27, 1935
- GB (4) at Chicago Bears (5), Nov. 9, 1947
- 8 GB (3) at Chicago Cardinals (5), Nov. 10, 1946
- GB (3) vs. Baltimore Colts (5), Sept. 29, 1963

FUMBLES RECOVERED

Most Opponent Fumbles Recovered, Season

28	1946 (11 games)	24	1981 (16 games)
27	1975 (14 games)		1987 (15 games)
25	1964 (14 games)		
	1985 (16 games)		

Fewest Opponent Fumbles Recovered, Season

3	1995 (16 games)	7	1940 (11 games)
5	2012 (16 games)		1969 (14 games)
6	2008 (16 games)		2000 (16 games)
			2004 (16 games)
			2011 (16 games)
			2020 (16 games)

Most Opponent Fumbles Recovered, Game

- 6 at Pittsburgh Steelers, Nov. 23, 1941
at San Diego, Sept. 24, 1978
- 5 Eight times, last:
vs. Seattle, Oct. 15, 1978

TOUCHDOWNS, FUMBLE RECOVERIES

Most TDs, Opponent Fumbles Recovered, Season

3	1997, 2004, 2007
2	1964, 1983, 1998, 1999, 2013

Most TDs, Opponent Fumbles Recovered, Game

- *2 at Dallas Cowboys, Nov. 29, 1964
vs. St. Louis Rams, Nov. 29, 2004

Most TDs, Opponent Fumbles Recovered, Game, Both Teams

- *3 GB (2) at Dallas Cowboys (1), Nov. 29, 1964

TURNOVERS

Most Turnovers, Season

57	1950	50	1983, 1988
56	1952	48	1948, 1953

Fewest Turnovers, Season

11	2020	15	2018
13	2014, 2019	16	2009, 2012
14	2011		

Most Turnovers, Game

- 9 vs. Chicago Bears, Sept. 22, 1940
vs. L.A. Rams, Nov. 12, 1950
vs. Detroit, Oct. 26, 1952
- 8 at Cleveland Rams, Nov. 11, 1945
vs. N.Y. Giants, Nov. 21, 1948
at Detroit, Nov. 27, 1952
vs. Chicago Bears, Sept. 24, 1967

Most Turnovers, Both Teams, Game

- 14 GB (4) at Detroit (10), Oct. 24, 1943
- GB (4) at Chicago Cardinals (10), Nov. 10, 1946
- GB (9) vs. L.A. Rams (5), Nov. 12, 1950
- 13 Several times, last:
GB (2) at San Diego (11), Sept. 24, 1978

PENALTIES

Seasons Leading League, Fewest Penalties

- 6 1955-56, 1966-67, 1974, 2011

Most Consec. Seasons Leading League, Fewest Penalties

- 2 1955-56, 1966-67

Fewest Penalties, Season

38	1942	42	1956, 1982
41	1955	43	1957

Most Penalties, Season

135	1987	118	2009
128	1986	116	2004
119	2005		

Fewest Penalties, Game

- *0 vs. N.Y. Giants, Oct. 1, 1933
at Chicago Cardinals, Nov. 29, 1934
at Detroit, Nov. 17, 1935
vs. Chicago Bears, Sept. 18, 1938
at Cleveland Rams, Nov. 26, 1939
at Chicago Bears, Nov. 15, 1942
at San Francisco, Dec. 14, 1963
vs. Baltimore Colts, Sept. 20, 1964
vs. Minnesota, Nov. 27, 1977
vs. Tampa Bay, Nov. 25, 1990
vs. Chicago Bears, Dec. 25, 2011
vs. Chicago Bears, Nov. 4, 2013
vs. Tennessee Titans, Dec. 27, 2020

* — holds or shares NFL record

Most Penalties, Game

18	at Chicago Bears, Sept. 27, 2010
17	vs. Boston Yanks, Oct. 21, 1945
16	vs. Chicago Bears, Nov. 8, 1987
15	vs. L.A. Rams, Oct. 5, 1947
14	vs. San Francisco, Oct. 26, 1986 at Detroit, Nov. 27, 1986 at N.Y. Giants, Dec. 20, 1986 vs. Tampa Bay, Nov. 1, 1987 at Detroit, Sept. 11, 2005

Fewest Penalties, Both Teams, Game

1	GB (0) at Detroit (1), Nov. 17, 1935
	GB (1) at Chicago Cardinals (0), Nov. 28, 1935
	GB (0) at San Francisco (1), Dec. 14, 1963
	GB (1) vs. Baltimore Colts (0), Sept. 10, 1966
	GB (1) at Carolina (0), Dec. 14, 1997

Most Penalties, Both Teams, Game

33	GB (11) vs. Brooklyn Tigers (22), Sept. 17, 1944
33	GB (11) vs. Seattle (17), Oct. 21, 1984
27	GB (17) vs. Boston Yanks (10), Oct. 21, 1945
26	GB (13) at Oakland (13), Oct. 24, 1976
25	GB (11) at L.A. Rams (14), Sept. 20, 1981
	GB (13) at Minnesota (12), Nov. 17, 2002

YARDS PENALIZED**Fewest Yards Penalized, Season**

250	1938	295	1935
259	1939		1940
291	1937		

Most Yards Penalized, Season

1,103	1987	1,006	2007
1,057	2009	984	2008
1,019	1947		

Fewest Yards Penalized, Game

*0	vs. N.Y. Giants, Oct. 1, 1933 at Chicago Cardinals, Nov. 29, 1934 at Detroit, Nov. 17, 1935 vs. Chicago Bears, Sept. 18, 1938 at Cleveland Rams, Nov. 26, 1939 at Chicago Bears, Nov. 15, 1942 at San Francisco, Dec. 14, 1963 vs. Baltimore Colts, Sept. 20, 1964 vs. Minnesota, Nov. 27, 1977 vs. Tampa Bay, Nov. 25, 1990 vs. Chicago Bears, Dec. 25, 2011 vs. Chicago Bears, Nov. 4, 2013 vs. Tennessee Titans, Dec. 27, 2020
----	---

Most Yards Penalized, Game

184	vs. Boston Yanks, Oct. 21, 1945
175	vs. Baltimore Ravens, Dec. 7, 2009
152	at Chicago Bears, Sept. 27, 2010
151	at Oakland, Oct. 24, 1976
146	vs. Detroit, Oct. 3, 1948 at L.A. Rams, Dec. 3, 1950

Fewest Yards Penalized, Both Teams, Game

5	GB (0) at Detroit (5), Nov. 17, 1935
	GB (0) at San Francisco (5), Dec. 14, 1963
	GB (5) vs. Baltimore Colts (0), Sept. 10, 1966
10	GB (10) at N.Y. Giants (0), Nov. 11, 1934
	GB (5) at Philadelphia (5), Dec. 8, 1935
	GB (10) at Boston Redskins (0), Nov. 8, 1936
	GB (5) at L.A. Rams (5), Dec. 16, 1962
	GB (10) at Carolina (0), Dec. 14, 1997

Most Yards Penalized, Both Teams, Game (Since 1935)

310	GB (175) vs. Baltimore Ravens (135), Dec. 7, 2009
309	GB (184) vs. Boston Yanks (125), Oct. 21, 1945
270	GB (151) at Oakland (119), Oct. 24, 1976
269	GB (146) at L.A. Rams (123), Dec. 3, 1950
264	GB (94) vs. Brooklyn Tigers (170), Sept. 17, 1944

DEFENSIVE RECORDS**SCORING****Seasons Leading League, Fewest Points Allowed**

7 1929, 1935, 1947, 1962, 1965-66, 1996

Most Cons. Seasons Leading League, Fewest Points Allowed

2 1965-66

Fewest Points Allowed, Season

22	1929 (13 games)	43	1927 (10 games)
34	1923 (10 games)	54	1922 (10 games)
38	1924 (11 games)		

Fewest Points Allowed, 16-Game Season

210	1996	269	1978
240	2010	282	1993
266	2001		1997

Most Points Allowed, Season

439	1983 (16 games)	406	1950 (12 games)
428	2013 (16 games)	400	2018 (16 games)
418	1986 (16 games)		

Most Points Allowed, Game

61	at Chicago Bears, Dec. 7, 1980
56	at Baltimore Colts, Nov. 2, 1958
55	at N.Y. Giants, Dec. 20, 1986
52	at Detroit, Nov. 22, 1951 vs. Detroit, Oct. 26, 1952

Fewest Points Allowed, Shutout Loss

*2 vs. Chicago Bears, Sept. 18, 1938

Fewest Touchdowns Allowed, Season (Since 1932)

8	1932 (14 games)	14	1933 (13 games)
13	1935 (12 games)	1934	(13 games)
		1936	(12 games)

Fewest Touchdowns Allowed, 16-Game Season

19	1996	28	2001
24	2010	30	1997
27	1993		

Most Touchdowns Allowed, Season

56	1950 (12 games)
55	1983 (16 games)
52	1986 (16 games)
51	2013 (16 games)
50	1958 (12 games) 1951 (12 games)

Most Touchdowns Allowed, Game

9	at Chicago Bears, Dec. 7, 1980
8	at Baltimore Colts, Nov. 2, 1958
7	Several times, last: at New Orleans, Nov. 24, 2008

FIRST DOWNS ALLOWED**Fewest First Downs Allowed, Season**

96	1935 (12 games)	113	1939 (11 games)
110	1937 (11 games)		

Fewest First Downs Allowed, 16-Game Season

246	1998	270	2010
248	1996	272	2009
261	1993		

Most First Downs Allowed, Season

366	1983 (16 games)	332	2020 (16 games)
358	2011 (16 games)	331	2017 (16 games)
339	2014 (16 games)	2018	(16 games)

Fewest First Downs Allowed, Game

*0	vs. N.Y. Giants, Oct. 1, 1933
2	at Chicago Bears, Dec. 10, 1933 vs. Chicago Cardinals, Nov. 18, 1934
3	at Philadelphia, Nov. 11, 1962 vs. Minnesota, Dec. 21, 2006

* — holds or shares NFL record

PACKERS VS. NFL AT LAMBEAU FIELD (258-130-6, .663)

Ari./StL Cardinals7	1	0	.875	Houston Texans1	1	0	.500	Oakland/L.A. Raiders5	3	0	.625
Atlanta Falcons9	4	0	.692	Ind./Bal. Colts7	4	0	.636	Philadelphia Eagles10	6	0	.625
Baltimore Ravens3	1	0	.750	Jacksonville Jaguars2	1	0	.667	Pittsburgh Steelers2	4	0	.333
Buffalo Bills4	1	0	.800	Kansas City Chiefs1	3	0	.250	L.A./San Diego Chargers4	1	0	.800
Carolina Panthers6	2	0	.750	L.A./StL Rams11	5	0	.688	San Francisco 49ers13	5	0	.722
Chicago Bears38	24	0	.613	Miami Dolphins3	3	0	.500	Seattle Seahawks10	1	0	.909
Cincinnati Bengals5	1	0	.833	Minnesota Vikings24	20	3	.543	Tampa Bay Buccaneers17	6	0	.739
Cleveland Browns3	1	0	.750	New England Patriots2	1	0	.667	Ten. Titans/Hou. Oilers3	4	0	.429
Dallas Cowboys9	2	0	.818	New Orleans Saints4	2	0	.667	Washington Football Team7	2	0	.778
Denver Broncos5	0	0	1.000	New York Giants6	5	0	.545					
Detroit Lions35	13	3	.724	New York Jets2	3	0	.400					

NOTE: Figures include regular-season and postseason contests.



Phil Bengtson

Fewest First Downs Allowed, Rushing, Season

40 1939 (12 games)	58 1982 (9 games)
56 1944 (10 games)	

Most First Downs Allowed, Rushing, Season

171 1983 (16 games)	140 1977 (14 games)
162 1979 (16 games)	181 (16 games)

Fewest First Downs Allowed, Rushing, Game

- *0 vs. N.Y. Giants, Oct. 1, 1933
- at Philadelphia, Nov. 11, 1962
- vs. Detroit, Dec. 3, 1972
- vs. Chicago Bears, Dec. 11, 1994
- 1 Several times, last:
at Minnesota, Dec. 23, 2019

Fewest First Downs Allowed, Passing, Season

49 1941 (11 games)	53 1940 (11 games)
1944 (10 games)	

Most First Downs Allowed, Passing, Season

246 2011 (16 games)	211 2017 (16 games)
227 2016 (16 games)	196 2014 (16 games)

Fewest First Downs Allowed, Passing, Game

- *0 vs. Chicago Bears, Sept. 25, 1932
- vs. N.Y. Giants, Oct. 2, 1932
- vs. N.Y. Giants, Oct. 1, 1933
- vs. Chicago Cardinals, Nov. 18, 1934
- vs. Chicago Bears, Sept. 28, 1941
- at N.Y. Giants, Nov. 19, 1944

Fewest First Downs Allowed, By Penalty, Season

4 1943 (10 games)	7 1955 (12 games)
6 1940 (11 games)	1967 (14 games)

Most First Downs Allowed, By Penalty, Season

44 2007 (16 games)	34 2012 (16 games)
36 2009 (16 games)	33 2008 (16 games)
34 2004 (16 games)	

NET YARDS RUSHING AND PASSING

Fewest Yards Allowed, Season

1,913 1933 (13 games)	2,299 1937 (11 games)
2,091 1935 (12 games)	

Most Yards Allowed, Season

6,585 2011 (16 games)	5,956 2013 (16 games)
6,403 1983 (16 games)	

Fewest Yards Allowed, Game

- 33 at Boston Yanks, Nov. 18, 1945
- 50 vs. Chicago Cardinals, Nov. 18, 1934
- 54 at Philadelphia, Nov. 11, 1962

Most Yards Allowed, Game

- 611 at L.A. Rams, Dec. 16, 1956
- 599 at L.A. Rams, Dec. 8, 1957
- 594 at Chicago Bears, Dec. 7, 1980

RUSHING DEFENSE

Fewest Attempts Allowed, Rushing, Season

275 1982 (9 games)	350 1943 (10 games)
333 1939 (11 games)	1960 (12 games)

Most Attempts Allowed, Rushing, Season

639 1979 (16 games)	597 1983 (16 games)
620 1978 (16 games)	

Fewest Yards Allowed, Rushing, Season

932 1982 (9 games)	1,112 1943 (10 games)
1,040 1940 (11 games)	

Most Yards Allowed, Rushing, Season

2,885 1979 (16 games)	2,619 1956 (12 games)
2,641 1983 (16 games)	

* — holds or shares NFL record

TEAM RECORDS

COMMUNITY

ADMIN. & COACHES

VETERANS

DRAFT & FREE AGENTS

2020 REVIEW

TEAM RECORDS

LAMBEAU FIELD

MISC.

CARRIED OFF THE FIELD

The Packers won six NFL championships under Curly Lambeau, but it wasn't until four years after his departure that the team's players carried their head coach off the field on their shoulders, joyous in victory.

A beleaguered Gene Ronzani, Lambeau's successor, was lifted off the ground and carried to the entrance of the locker room at Memorial Stadium after the Packers had beaten the Baltimore Colts, 35-24, in a Saturday night game played Nov. 2, 1953. Ronzani was less than a month away from being fired.

Six years later, the Packers carried Vince Lombardi off the field following his first game as head coach of the Packers, a 9-6 victory over the Chicago Bears at what was then called Green Bay City Stadium.

The Packers practically made a habit of carrying Lombardi off the field following momentous victories during his glorious reign. They did so at least four more times: after he won his first NFL Championship Game in 1961; after he won his third title against the Cleveland Browns in 1965; after he won his fourth title in Dallas on Jan. 1, 1967; and after he won Super Bowl II, his last game as Packers coach.

Nearly 30 years later, the Packers carried Mike Holmgren off the field following a 35-21 win over New England in Super Bowl XXXI at the Louisiana Superdome.



Fewest Yards Allowed, Rushing, Game

- 7 vs. Philadelphia, Sept. 15, 1940
- 12 at Boston Yanks, Nov. 18, 1945
at Chicago Cardinals, Nov. 10, 1946
- 13 vs. Carolina, Dec. 12, 1999
at Chicago Bears, Sept. 25, 2011

Fewest Touchdowns Allowed, Rushing, Season (Since 1932)

- 4 1932
- 1933
- 1962

Most Touchdowns Allowed, Rushing, Season

- 28 1983
- 24 1950
- 1953
- 1958

Most Touchdowns Allowed, Rushing, Game

- 5 at Chicago Bears, Nov. 6, 1955
at Chicago Bears, Dec. 7, 1980
vs. Carolina, Nov. 30, 2008
- 4 Several times, last: at Houston Oilers, Sept. 4, 1983

PASSING DEFENSE

Seasons Leading League, Fewest Yards Allowed

*10 1947-48, 1962, 1964-68, 1996, 2005

Most Consecutive Seasons Leading League, Fewest Yards Allowed

*5 1964-68

Fewest Attempts Allowed, Passing, Season

- 173 1934 (13 games)
- 191 1935 (12 games)
- 179 1933 (13 games)

Most Attempts Allowed, Passing, Season

- 637 2011 (16 games)
- 605 1994 (16 games)
- 616 1995 (16 games)

Fewest Completions Allowed, Season

- 48 1933 (13 games)
- 61 1935 (12 games)
- 56 1934 (13 games)

Fewest Completions Allowed, Game

- *0 vs. Chicago Cardinals, Nov. 18, 1934
- 1 Several times, last:
at N.Y. Giants, Nov. 19, 1944

Most Completions Allowed, Season

- 390 2011 (16 games)
- 351 1995 (16 games)
- 370 2016 (16 games)
- 348 2017 (16 games)

Fewest Yards Allowed, Net Passing, Season

- 676 1934 (13 games)
- 837 1935 (12 games)
- 711 1933 (13 games)

Most Yards Allowed, Net Passing, Season

- *4,796 2011 (16 games)
- 3,956 2013 (16 games)
- 4,308 2016 (16 games)
- 3,789 2017 (16 games)

Fewest Yards Allowed, Net Passing, Game

- 6 at Chicago Cardinals, Nov. 29, 1934
- 1 vs. Dallas Cowboys, Oct. 24, 1965
- 0 vs. Chicago Cardinals, Nov. 18, 1934

Most Yards Allowed, Net Passing, Game

- 502 vs. Detroit, Jan. 1, 2012
- 488 vs. San Diego, Oct. 18, 2015
- 472 at Pittsburgh Steelers, Dec. 20, 2009

Lowest Completion Percentage Allowed, Season

- 26.82 1933 (179 att., 48 comp.)
- 31.94 1935 (191 att., 61 comp.)
- 32.37 1934 (173 att., 56 comp.)

Highest Completion Percentage Allowed, Season

- 67.84 2017 (513 att., 348 comp.)
- 64.80 2016 (571 att., 370 comp.)
- 64.55 2020 (536 att., 346 comp.)

Fewest Touchdowns Allowed, Passing, Season (Since 1932)

- 3 1932 (14 games)
- 6 1938 (11 games)
- 1934 (13 games)
- 1946 (11 games)

Most Touchdowns Allowed, Passing, Season

- 33 2004 (16 games)
- 31 1986 (16 games)
- 32 2016 (16 games)
- 30 2013, 2017, 2018 (16 games)

Most Touchdowns Allowed, Passing, Game

6 at Minnesota, Sept. 28, 1986

SACKS BY

First recorded as team statistic in 1963

Most Sacks, Season

- 52 2001 (16 games)
- 48 1978 (16 games)
- 50 1998 (16 games)
- 1985 (16 games)

Fewest Sacks, Season

- 19 1971 (14 games)
- 25 1973 (14 games)
- 20 1982 (9 games)

Most Sacks, Game

- 9 vs. Dallas Cowboys, Oct. 24, 1965
vs. San Francisco, Nov. 1, 1998
at Chicago Bears, Jan. 2, 2005
- 8 Several times, last:
vs. L.A. Raiders, Dec. 26, 1993

* — holds or shares NFL record

PACKERS IN NFL RANKINGS, 1932-2020

Year	OFFENSE			DEFENSE			NFL	Year	OFFENSE			DEFENSE			NFL								
	Tot	Ru	Pa	Tot	Ru	Pa	Teams		Tot	Ru	Pa	Tot	Ru	Pa	Teams								
2020	5	8	9	9	13t	7	32	1990	20	26	8	22	20	22	28	1960	4	2	7	8	3	10	13
2019	18	15	17	18	23	14	32	1989	6	20	5	16	19t	13	28	1959	6	3	8	3	7	2	12
2018	12	22	9	18	22	12	32	1988	24	26	13	7	20	5	28	1958	11	10	8	11	11	10	12
2017	26	17	25	22	17	23	32	1987	22	18	25	14	18	13	28	1957	9	11	6	11	11	10	12
2016	8	20	7	22	8	31	32	1986	18	23	14	12	21	5	28	1956	5	10	2	12	12	9	12
2015	23	12	25t	15	21	6	32	1985	12	11	15	12	16	13	28	1955	7	5	8	6	12	4	12
2014	6	11	8	15	23	10	32	1984	6	13	9	16	20	8	28	1954	8	8	9	10	9	8	12
2013	3	7	6	25	25	24	32	1983	2	21	2	28	26	24	28	1953	9	6	10	9	9	7	12
2012	13	20	9	11	17	11	32	1982	12	12	14	8	6	12	28	1952	5	9	2	7	5	6	12
2011	3	27	3	32	14	32	32	1981	23	26	14	9	19	10	28	1951	6	12	2	11	10	10	12
2010	9	24	5	5	18	5	32	1980	14	22	8	25	24	23	28	1950	12	9	11	11	7	13	13
2009	6	14	7	2	1	5	32	1979	25	21	16	23	28	13	28	1949	9	4	10	7	8	5	10
2008	8	17	8	20	26	12	32	1978	24t	24	23	19	22	16	28	1948	9	5	9	5	7	1	10
2007	2	21	2	11	14	12	32	1977	27	27	22	18	24	5	28	1947	4	2	7	1	5	1	10
2006	9	23	8	12	13	17	32	1976	26	24	21	14	20	5	28	1946	8	1	10	3	7	2	10
2005	18	30	7	7	23	1	32	1975	23	26	18	16	22	10	26	1945	5	5	6	10	8	10	10
2004	3	10	3	25	14	25	32	1974	21	19	17	6	8	7	26	1944	2	4	4	5	4	4	10
2003	4	3	16	17	10	23	32	1973	25	12	24	10	13	11	26	1943	2	3	2	4	3	4	8
2002	12	12	10	12	21	3	32	1972	22	7	25	2	2	8	26	1942	2	5	1	8	7	7	10
2001	6	21	3	12	16	15	31	1971	16	4	24	13	10	17	26	1941	2	3	2	5	5	6	10
2000	15	23	8	15	8	19	31	1970	23	16	24	16	19	13	26	1940	1	2	3	3	3	8	10
1999	9	21	7	19	22	18	31	1969	11	8	11	4	12	4	16	1939	3	3	2	6	3	9	10
1998	5	25	3	4	4	10	30	1968	10	10	10	3	9	1	16	1938	1	3	2	6	3	8	10
1997	4	12	3	7	20	8	30	1967	9	2	11	1	13	1	16	1937	1	3	2	6	3	8	10
1996	5	11	5	1	4	1	30	1966	8	8	6	3	6	1	15	1936	3	4	1	3	3	8	9
1995	7	26	3	14	7	21	30	1965	12	10	11	3	13	1	14	1935	2	3	1	5	4	2	9
1994	9	19	9	6	3	15	28	1964	5	1	12	1	3	1	14	1934	6	7	1	6	5	8	11
1993	19	22	18	2	8	7	28	1963	6	2	7	2	3	2	14	1933	4	5	3	2	4	3	10
1992	15	21	9	23	16	23	28	1962	4	1	10	2	5	1	14	1932	4	3	3				8
1991	24	22	19	10	7	17	28	1961	4	1	9	6	7	4	14								

Most Opponent Yards Lost Attempting to Pass, Season+

443	1952 (12 games)	383	1985 (16 games)
386	1978 (16 games)		

+—since 1947

Fewest Opponent Yards Lost Attempting to Pass, Season+

75	1956 (12 games)	80	1955 (12 games)
78	1958 (12 games)		

+—since 1947

INTERCEPTIONS BY**Seasons Leading League**

10 1940, 1942-43, 1947, 1955, 1957, 1962, 1965, 2009, 2011

Most Consecutive Seasons Leading League

2 1942-43

Most Passes Intercepted By, Season

42	1943 (10 games)	33	1942 (11 games)
40	1940 (11 games)		



Henry Jordan, Willie Davis

Fewest Passes Intercepted By, Season

7	2018 (16 games)
8	2004 (16 games)
10	2005 (16 games)
11	1976 (14 games)
	2013 (16 games)
	2017 (16 games)
	2020 (16 games)

Most Passes Intercepted By, Game

*9 at Detroit, Oct. 24, 1943
 7 at Cleveland Rams, Oct. 30, 1938
 at Cleveland Rams, Nov. 8, 1942
 at Cleveland Rams, Nov. 12, 1944
 vs. L.A. Rams, Oct. 17, 1948

Most Touchdowns, Returning Interceptions, Season

6	1966 (14 games)
	2008 (16 games)

Most Touchdowns, Returning Interceptions, Game

2 vs. N.Y. Giants, Sept. 29, 1935
 at Pittsburgh Pirates, Nov. 24, 1935
 vs. Detroit, Oct. 7, 1945
 vs. Chicago Bears, Oct. 1, 1950
 vs. Baltimore Colts, Sept. 10, 1966
 vs. Atlanta, Oct. 23, 1966
 vs. New Orleans, Dec. 2, 1973
 vs. New Orleans, Oct. 9, 2005
 at Chicago Bears, Dec. 31, 2006
 at Detroit, Sept. 14, 2008
 vs. Indianapolis, Oct. 19, 2008
 at San Diego, Nov. 6, 2011

Most Touchdowns, Returning Interceptions, Both Teams, Game

3 GB (0) at Baltimore Colts (3), Nov. 5, 1950
 2 Several times, last:
 GB (2) at San Diego (0), Nov. 6, 2011

PUNT RETURNS**Fewest Opponent Punt Returns, Season**

13	1967 (14 games)	17	2020 (16 games)
16	2016 (16 games)	18	1944 (10 games)
		1969	(14 games)

Most Opponent Punt Returns, Season

55	2006 (16 games)	53	1977 (14 games)
54	1987 (15 games)		

Highest Yards Allowed, Punt Returns, Season

*22	1967 (14 games)	66	1968 (14 games)
62	1969 (14 games)		

Most Yards Allowed, Punt Returns, Season

*932	1949 (12 games)	511	1981 (16 games)
564	1951 (12 games)		

Lowest Average Allowed, Punt Returns, Season

1.69	1967 (13 returns, 22 yards)
3.44	1969 (18 returns, 62 yards)
3.47	1968 (19 returns, 66 yards)

Highest Average Allowed, Punt Returns, Season

18.64	1949 (50 returns, 932 yards)
17.12	2020 (17 returns, 291 yards)
14.84	1951 (38 returns, 564 yards)

Most Touchdowns Allowed, Punt Returns, Season

3 1949 (12 games)

Most Touchdowns Allowed, Punt Returns, Game

2 at Detroit, Nov. 22, 1951

KICKOFF RETURNS**Fewest Opponent Kickoff Returns, Season**

22	1948 (12 games)	29	1949 (12 games)
28	1946 (11 games)	2019	(16 games)

Most Opponent Kickoff Returns, Season

83	2002 (16 games)
82	2003 (16 games)
80	2009 (16 games)
79	2004 (16 games)
78	1983 (16 games)
	1997 (16 games)

Fewest Yards Allowed, Kickoff Returns, Season

583	1949 (12 games)	611	1948 (12 games)
606	1943 (10 games)		

Most Yards Allowed, Kickoff Returns, Season

1,824	2009 (16 games)	1,707	2003 (16 games)
1,807	1998 (16 games)	1,687	2008 (16 games)
1,800	2002 (16 games)		

Most Yards Allowed, Kickoff Returns, Game

304 at Chicago Bears, Nov. 9, 1952 (7 returns)

Lowest Average Allowed, Kickoff Returns, Season

15.81	1992 (57 returns, 901 yards)
16.04	1984 (73 returns, 1,171 yards)
16.90	1981 (70 returns, 1,183 yards)

Highest Average Allowed, Kickoff Returns, Season

27.77	1948 (22 returns, 611 yards)
26.70	2015 (37 returns, 988 yards)
26.34	2016 (41 returns, 1,080 yards)

Most Touchdowns Allowed, Kickoff Returns, Season

2	1940 (11 games)	1985	(16 games)
	1952 (12 games)	1998	(16 games)

Most Touchdowns Allowed, Kickoff Returns, Game

2 vs. Chicago Bears, Sept. 22, 1940
 at Chicago Bears, Nov. 9, 1952
 at L.A. Rams, Nov. 24, 1985

* — holds or shares NFL record

TWO GREAT DEFENSIVE BACKS, TWO GOOD EYES

Bobby Dillon and Irv Comp, two of the leading interceptors in Packers history, had only two good eyes between them. Dillon, the team's all-time career leader with 52 thefts, played with a glass eye after suffering an accident in childhood. Comp, who holds the single-season franchise record with 10 interceptions in 1943, also was blind in one eye.

FUMBLES

Fewest Opponent Fumbles, Season

12	1995 (16 games)	15	1940 (11 games)	
13	2016 (16 games)		2020 (16 games)	
			16	2000 (16 games)

Most Opponent Fumbles, Season

45	1946 (11 games)
44	1975 (12 games)
	1985 (16 games)

Most Opponent Fumbles, Game

9	at Philadelphia, Oct. 13, 1946
	at San Diego, Sept. 24, 1978
8	at Pittsburgh Steelers, Nov. 23, 1941
	vs. Detroit, Dec. 6, 1992

Most Opponent Fumbles Lost, Game

6	at Pittsburgh Steelers, Nov. 23, 1941
	at San Diego, Sept. 24, 1978
5	Several times, last: vs. Seattle, Oct. 15, 1978

TURNOVERS

Fewest Opponent Turnovers, Season

15	2004 (16 games)	22	2013 (16 games)
	2018 (16 games)		2015 (16 games)
16	1995 (16 games)		2017 (16 games)
18	2020 (16 games)		
21	2005 (16 games)		

Most Opponent Turnovers, Season

54	1981 (16 games)	51	1943 (10 games)
52	1946 (11 games)		1947 (12 games)

Most Opponent Turnovers, Game

11	at San Diego, Sept. 24, 1978
10	at Pittsburgh Steelers, Nov. 23, 1941
	at Detroit, Oct. 24, 1943
	at Chicago Cardinals, Nov. 10, 1946

PENALTIES

Fewest Opponent Penalties, Season

50	1972 (14 games)
51	1943 (10 games)
	1959 (12 games)

Most Opponent Penalties, Season

145	1984 (16 games)	122	2011 (16 games)	
123	2012 (16 games)		120	2015 (16 games)

Fewest Opponent Penalties, Game

*0	at N.Y. Giants, Nov. 11, 1934
	at Chicago Cardinals, Nov. 28, 1935
	at Boston Redskins, Nov. 8, 1936
	at Detroit, Oct. 31, 1937
	at Pittsburgh Steelers, Sept. 19, 1965
	vs. Baltimore Colts, Sept. 10, 1966
	at Detroit, Dec. 20, 1970
	at Carolina, Dec. 14, 1997

Most Opponent Penalties, Game

22	vs. Brooklyn Tigers, Sept. 17, 1944
17	vs. Seattle, Oct. 21, 1984
16	vs. Chicago Cardinals, Sept. 13, 1936
	at Atlanta, Dec. 26, 1982
	at N.Y. Jets, Dec. 23, 2018

MISCELLANEOUS

Most Blocked Kicks, Season

12	1974 (4 FGs, 4 punts, 4 PATs)
----	-------------------------------


Most Safeties, Season

4	1985 (16 games)
3	1932 (14 games)
	1973 (14 games)
	1975 (14 games)

* — holds or shares NFL record

THE FLEDGLING LEGEND RECEIVES ITS NAME

RELEASE TUESDAY, SEPTEMBER 7, 1965 P.M. GREEN BAY, WIS.



Green Bay City Stadium will officially become Lambeau Field Saturday night, September 11 before the St. Louis Cardinal game.

Dedication ceremonies will begin at 7:45 with Green Bay Mayor Donald Tilleman making the formal dedication. Don Lambeau, son of the Packer founder, will acknowledge the naming of the stadium in honor of his father.

Don Hutson, player, coach and long time friend of Lambeau, will give the dedication speech.

There will also be remarks by Dominic Olejniczak, President of the Packers and by Clarence Nier, Stadium Commission President.

Earl L. "Curly" Lambeau, founder of the Packers and a pioneer of the National Football League, was head coach, general manager and vice president of the team for 33 years. He died June 1 of this year.



Regular-Season Games Only

SERVICE

Most Games Played

- 120 Brett Favre, 1991-2010
- 112 Mason Crosby, 2007-20
- 102 Donald Driver, 1999-2012
- 98 Aaron Rodgers, 2005-20
- 93 William Henderson, 1995-2006

SCORING

Most Points, Career

- 870 Mason Crosby, 2007-20
- 582 Ryan Longwell, 1997-2011
- 300 Chris Jacke, 1989-99

Most Points, Game

- 33 Paul Hornung, GB vs. BalC, Oct. 8, 1961
- 28 Paul Hornung, GB vs. Min., Sept. 16, 1962
- 24 Three times, last: DeAngelo Williams, Car. at GB, Nov. 30, 2008

Most Field Goals, Career

- 171 Mason Crosby, 2007-20
- 122 Ryan Longwell, 1997-2011
- 59 Chris Jacke, 1989-99

Most Field Goals, Game

- 5 Chris Jacke, GB vs. SF, Oct. 14, 1996
- Mason Crosby, GB vs. Det., Oct. 6, 2013
- Mason Crosby, GB vs. Min., Sept. 16, 2018
- Matt Prater, Det. at GB, Oct. 14, 2019
- 4 Several times, last: Mason Crosby, GB vs. Sea., Sept. 20, 2015

Longest Field Goals

- 63 David Akers, SF at GB, Sept. 9, 2012
- 58 Josh Brown, Sea. at GB, Oct. 5, 2003
- 55 Mason Crosby, GB vs. NYJ, Sept. 14, 2014
- 54 Efen Herrera, Sea. at GB, Nov. 1, 1981
- Mason Crosby, GB vs. ChiB, Sept. 13, 2012
- Mason Crosby, GB vs. Sea., Sept. 20, 2015
- Matt Prater, Det. at GB, Oct. 14, 2019

RUSHING

Most Yards, Career

- 4,507 Ahman Green, 1998-2009
- 2,315 Dorsey Levens, 1994-2001
- 2,285 Jim Taylor, 1958-66

Most Yards, Game

- 218 Ahman Green, GB vs. Den., Dec. 28, 2003
- 210 Adrian Peterson, Min. at GB, Dec. 2, 2012
- 205 Gale Sayers, ChiB at GB, Nov. 3, 1968
- Walter Payton, ChiB at GB, Oct. 30, 1977
- 192 Walter Payton, ChiB at GB, Nov. 3, 1985
- Ahman Green, GB vs. Phi., Nov. 10, 2003

Longest Run From Scrimmage (All TDs)

- 98 Ahman Green, GB vs. Den., Dec. 28, 2003
- 90 Ahman Green, GB vs. DalC, Oct. 24, 2004
- 84 Jim Taylor, GB vs. Det., Nov. 8, 1964

Most Rushing Touchdowns, Game

- 4 Bobby Douglass, ChiB at GB, Nov. 4, 1973
- Dorsey Levens, GB vs. Ari., Jan. 2, 2000
- DeAngelo Williams, Car. at GB, Nov. 30, 2008
- 3 Several times, last: Aaron Jones, GB vs. Car., Nov. 10, 2019

PASSING

Most Yards, Career

- 28,240 Brett Favre, 1991-2010
- 25,425 Aaron Rodgers, 2005-20
- 6,583 Bart Starr, 1957-71

Most Yards, Game

- 520 Matthew Stafford, Det. at GB, Jan. 1, 2012
- 503 Philip Rivers, SD at GB, Oct. 18, 2015
- 480 Matt Flynn, GB vs. Det., Jan. 1, 2012
- Aaron Rodgers, GB vs. Was., Sept. 15, 2013
- 448 Marc Bulger, StLR at GB, Nov. 29, 2004

Most Touchdown Passes, Career

- 218 Aaron Rodgers, 2005-20
- 214 Brett Favre, 1991-2010
- 40 Bart Starr, 1957-71

Most Touchdown Passes, Game

- 6 Matt Flynn, GB vs. Det., Jan. 1, 2012
- Aaron Rodgers, GB vs. ChiB, Nov. 9, 2014
- 5 Several times, last: Aaron Rodgers, GB vs. KC, Sept. 28, 2015

Longest Pass Completion (All TDs)

- 93 Aaron Rodgers to Jordy Nelson, GB vs. StLR, Oct. 16, 2011
- 89 Don Horn to Carroll Dale, GB vs. Atl., Sept. 27, 1970
- 87 Jim McMahon to Willie Gault, ChiB at GB, Dec. 4, 1983
- Vinny Testaverde to Willie Drewrey, TB at GB, Sept. 15, 1991

PASS RECEIVING

Most Receptions, Career

- 363 Donald Driver, 1999-2012
- 260 Jordy Nelson, 2008-14, 2016-17
- 245 Davante Adams, 2014-20

Most Receptions, Game

- 15 Kellen Winslow, SD at GB, Oct. 7, 1984
- 14 Keenan Allen, SD at GB, Oct. 18, 2015
- 13 Frank Sanders, Ari. at GB, Jan. 2, 2000

Most Yards Receiving, Career

- 5,000 Donald Driver, 1999-2012
- 3,976 Jordy Nelson, 2008-14, 2016-17
- 3,477 Antonio Freeman, 1995-2003

Most Yards Receiving, Game

- 259 Julio Jones, Atl. at GB, Dec. 8, 2014
- 244 Calvin Johnson, Det. at GB, Jan. 1, 2012
- 220 Don Beebe, GB vs. SF, Oct. 14, 1996

Most Receiving Touchdowns, Career

- 43 Jordy Nelson, 2008-14, 2016-17
- 36 Antonio Freeman, 1995-2003
- 30 Davante Adams, 2014-20
- 27 Donald Driver, 1999-2012
- 23 Greg Jennings, 2006-13
- Randall Cobb, 2011-18

Most Receiving Touchdowns, Game

- 3 Several times, last: Davante Adams, GB vs. TenT, Dec. 27, 2020

INTERCEPTIONS BY

Most Interceptions, Career

- 23 Darren Sharper, 1997-2010
- 15 Charles Woodson, 1998-2012
- Tramon Williams, 2007-19

Most Interceptions By, Game

- 3 Several times, last: Tom Flynn, GB vs. Det., Oct. 28, 1984

Longest Interception Return (All TDs)

- 99 Aaron Rouse, GB vs. Ind., Oct. 19, 2008
- 95 Willie Alexander, HouO at GB, Sept. 25, 1977
- Nick Barnett, GB vs. NO, Oct. 9, 2005
- 90 LeRoy Butler, GB vs. SD, Sept. 15, 1996
- Mike McKenzie, GB vs. ChiB, Dec. 7, 2003

Most Touchdowns on Interceptions, Game

- 1 Several times, last: Chandon Sullivan, GB vs. Det., Sept. 20, 2020

PUNTING

Longest Punt

- 90 Don Chandler, GB vs. SF, Oct. 10, 1965
- 84 Brian Moorman, Buf. at GB, Dec. 22, 2002
- 77 Mike Mercer, Min. at GB, Sept. 16, 1962

PUNT RETURNS

Longest Punt Return (All TDs)

- 95 Carl Pickens, Cin. at GB, Sept. 20, 1992
- Jacquez Green, TB at GB, Sept. 13, 1998
- 94 Tramon Williams, GB vs. Car., Nov. 18, 2007
- 91 Kealon Cole, Jax. at GB, Nov. 15, 2020

Most Touchdowns on Punt Returns, Game

- 1 Several times, last: Jalen Reagor, Phi. at GB, Dec. 6, 2020

KICKOFF RETURNS

Longest Kickoff Return

- 108 Randall Cobb, GB vs. NO, Sept. 8, 2011 (TD)
- 104 Ameer Abdullah, Det. at GB, Nov. 15, 2015
- 103 Herb Adderley, GB vs. BalC, Nov. 18, 1962 (TD)
- 101 Terry Fair, Det. at GB, Sept. 6, 1998 (TD)
- Roell Preston, GB vs. Min., Oct. 5, 1998 (TD)
- Chris Williams, ChiB at GB, Nov. 9, 2014 (TD)

Most Touchdowns on Kickoff Returns, Game

- 1 Several times, last: Jordan Todman, Ind. at GB, Nov. 6, 2016

SACKS Became an official NFL individual statistic in 1982

Most Sacks, Game

- 5.0 Vonnie Holliday, GB vs. Buf., Dec. 22, 2002
- Antwan Odum, Cin. at GB, Sept. 20, 2009
- 4.5 Bryce Paup, GB vs. TB, Sept. 15, 1991
- 4.0 Doug Martin, Min. at GB, Oct. 23, 1983
- Alphonso Carreker, GB vs. TB, Dec. 1, 1985

Regular-Season Games Only**RUSHING****200 Yards Rushing, Individual**

BY PACKERS — Ahman Green, Dec. 28, 2003, vs. Denver (218 yards)

BY OPPONENT — Adrian Peterson, Dec. 2, 2012, vs. Minnesota (210 yards)

100 Yards Rushing, Individual

BY PACKERS — AJ Dillon, Dec. 27, 2020, vs. Tennessee Titans (124 yards)

BY OPPONENT — David Montgomery, Nov. 29, 2020, vs. Chicago Bears (103 yards)

100 Yards Rushing, Individual, One Half

BY PACKERS — Aaron Jones, Dec. 19, 2020, vs. Carolina (114 yards in first half)

BY OPPONENT — Dalvin Cook, Sept. 15, 2019, vs. Minnesota (105 yards in first half)

100 Yards Rushing and Receiving, Individual

BY PACKERS — Never

BY OPPONENT — Darrin Nelson, Nov. 13, 1983, at Minnesota (119 yards rushing, 137 receiving)

Two 100-Yard Rushers

BY PACKERS — Ryan Grant (106 yards) and DeShawn Wynn (106), Dec. 28, 2008, vs. Detroit

BY OPPONENT — Tony Dorsett (149 yards) and Robert Newhouse (101), Nov. 12, 1978, vs. Dallas Cowboys at Milwaukee

Four Touchdowns Rushing, Individual

BY PACKERS — Aaron Jones, Oct. 6, 2019, at Dallas Cowboys (18, 3, 5, 1 yards)

BY OPPONENT — DeAngelo Williams, Nov. 30, 2008, vs. Carolina (1, 1, 1, 1 yards)

Three Touchdowns Rushing, Individual

BY PACKERS — Aaron Jones, Nov. 10, 2019, vs. Carolina (5, 1, 13 yards)

BY OPPONENT — Dalvin Cook, Nov. 1, 2020, vs. Minnesota (21, 1, 1 yards)

Two Touchdowns Rushing, Individual

BY PACKERS — AJ Dillon, Dec. 27, 2020, vs. Tennessee Titans (30, 7 yards)

BY OPPONENT — Dalvin Cook, Nov. 1, 2020, vs. Minnesota (21, 1, 1 yards)

PASSING**400 Yards Passing, Individual**

BY PACKERS — Aaron Rodgers, Oct. 20, 2019, vs. Oakland (429 yards)

BY OPPONENT — Dak Prescott, Oct. 6, 2019, at Dallas Cowboys (463 yards)

300 Yards Passing, Individual

BY PACKERS — Aaron Rodgers, Nov. 22, 2020, at Indianapolis (311 yards)

BY OPPONENT — Deshaun Watson, Oct. 25, 2020, at Houston Texans (309 yards)

Six Touchdown Passes, Individual

BY PACKERS — Aaron Rodgers, Nov. 9, 2014, vs. Chicago Bears (1, 4, 73, 40, 56, 18 yards)

BY OPPONENT — Tommy Kramer, Sept. 28, 1986, at Minnesota (23, 13, 36, 2, 17, 7 yards)

Five Touchdown Passes, Individual

BY PACKERS — Aaron Rodgers, Oct. 20, 2019, vs. Oakland (21, 2, 37, 3, 74 yards)

BY OPPONENT — Matthew Stafford, Jan. 1, 2012, vs. Detroit (8, 13, 2, 5, 12 yards)

Four Touchdown Passes, Individual

BY PACKERS — Aaron Rodgers, Jan. 3, 2021, at Chicago Bears (3, 72, 13, 6 yards)

BY OPPONENT — Kirk Cousins, Sept. 16, 2018, vs. Minnesota (14, 3, 75, 22 yards)

Three Touchdown Passes, Individual

BY PACKERS — Aaron Rodgers, Jan. 3, 2021, at Chicago Bears (3, 72, 13, 6 yards)

BY OPPONENT — Mitchell Trubisky, Nov. 29, 2020, vs. Chicago Bears (1, 6, 3 yards)

Six Interceptions Thrown, Individual

BY PACKERS — Tom O'Malley, Sept. 17, 1950, vs. Detroit

BY OPPONENT — Don Horn, Sept. 26, 1971, vs. Denver at Milwaukee

Five Interceptions Thrown, Individual

BY PACKERS — Brett Favre, Oct. 30, 2005, at Cincinnati

BY OPPONENT — Russell Wilson, Dec. 11, 2016, vs. Seattle

Four Interceptions Thrown, Individual

BY PACKERS — Brett Favre, Dec. 25, 2005, vs. Chicago Bears

BY OPPONENT — Russell Wilson, Dec. 11, 2016, vs. Seattle

RECEIVING**10 or More Receptions, Individual**

BY PACKERS — Davante Adams, Dec. 27, 2020, vs. Tennessee Titans (11 receptions)

BY OPPONENT — Amari Cooper, Oct. 6, 2019, at Dallas Cowboys (11 receptions)

200 Yards Receiving, Individual

BY PACKERS — Jordy Nelson, Sept. 14, 2014, vs. N.Y. Jets (209 yards)

BY OPPONENT — Amari Cooper, Oct. 6, 2019, at Dallas Cowboys (226 yards)

100 Yards Receiving, Individual

BY PACKERS — Davante Adams, Dec. 27, 2020, vs. Tennessee Titans (142 yards)

BY OPPONENT — DJ Moore, Dec. 19, 2020, vs. Carolina (131 yards)

100 Yards Receiving, One Half, Individual

BY PACKERS — Davante Adams, Nov. 5, 2020, at San Francisco (118 yards in second half)

BY OPPONENT — Richie James, Nov. 5, 2020, at San Francisco (112 yards in second half)

Two 100-Yard Receivers

BY PACKERS — Davante Adams (132 yards), Jimmy Graham (104 yards) and Marquez Valdes-Scantling (103 yards), Oct. 15, 2018, vs. San Francisco

BY OPPONENT — Allen Robinson II (125 yards) and Anthony Miller (118 yards), Dec. 15, 2019, vs. Chicago Bears

Four Touchdown Receptions, Individual

BY PACKERS — Sterling Sharpe, Nov. 24, 1994, at Dallas Cowboys (1, 36, 30, 5 yards)

BY OPPONENT — Never

Three Touchdown Receptions, Individual

BY PACKERS — Davante Adams, Dec. 27, 2020, vs. Tennessee Titans (5, 7, 8 yards)

BY OPPONENT — Vincent Jackson, Nov. 6, 2011, at San Diego (23, 5, 29 yards)

Two Touchdown Receptions, Individual

BY PACKERS — Davante Adams, Dec. 27, 2020, vs. Tennessee Titans (5, 7, 8 yards)

BY OPPONENT — Allen Robinson, Nov. 29, 2020, vs. Chicago Bears (1, 6 yards)

RUSHING & RECEIVING

Two 100-Yard Rushers and Two 100-Yard Receivers

BY PACKERS — Ryan Grant (106 yards) and DeShawn Wynn (106) rushing, Donald Driver (111) and Greg Jennings (101) receiving, Dec. 28, 2008, vs. Detroit*

BY OPPONENT — Never

*First time in NFL history

INTERCEPTIONS

Four Interceptions, Individual

BY PACKERS — Willie Buchanon, Sept. 24, 1978, at San Diego

BY OPPONENT — Never

Three Interceptions, Individual

BY PACKERS — Tom Flynn, Oct. 28, 1984, vs. Detroit

BY OPPONENT — Vencie Glenn, Dec. 27, 1992, at Minnesota

Two Interceptions, Individual

BY PACKERS — Darnell Savage, Nov. 29, 2020, vs. Chicago Bears

BY OPPONENT — Harrison Smith, Dec. 23, 2017, vs. Minnesota

Interception Returned for Touchdown

BY PACKERS — Chandon Sullivan, Sept. 20, 2020, vs. Detroit (7 yards)

BY OPPONENT — Jamel Dean, Oct. 18, 2020, at Tampa Bay (32 yards)

TOUCHDOWNS

Five Touchdowns, Individual

BY PACKERS — Paul Hornung, Dec. 12, 1965, at Baltimore Colts (2-, 9-, 3-yard runs; 50-, 65-yard receptions)

BY OPPONENT — Never

Four Touchdowns, Individual

BY PACKERS — Aaron Jones, Oct. 6, 2019, at Dallas Cowboys (18-, 3-, 5-, 1-yard runs)

BY OPPONENT — Dalvin Cook, Nov. 1, 2020, vs. Minnesota (21-, 1- and 1-yard runs; 50-yard reception)

Three Touchdowns, Individual

BY PACKERS — Davante Adams, Dec. 27, 2020, vs. Tennessee Titans (5-, 7- and 8-yard receptions)

BY OPPONENT — Dalvin Cook, Nov. 1, 2020, vs. Minnesota (21-, 1- and 1-yard runs; 50-yard reception)

FIELD GOALS/PATs

Five Field Goals Made, Individual

BY PACKERS — Mason Crosby, Sept. 16, 2018, vs. Minnesota (37, 40, 31, 48, 36 yards)

BY OPPONENT — Matt Prater, Oct. 14, 2019, vs. Detroit (26, 22, 41, 51, 54 yards)

Four Field Goals Made, Individual

BY PACKERS — Mason Crosby, Oct. 15, 2018, vs. San Francisco (29, 39, 51, 27 yards)

BY OPPONENT — Rodrigo Blankenship, Nov. 22, 2020, at Indianapolis (37, 32, 43, 39 yards)

60-Yard Field Goal

BY PACKERS — Never

BY OPPONENT — David Akers, Sept. 9, 2012, vs. San Francisco (63 yards)

50-Yard Field Goal

BY PACKERS — Mason Crosby, Dec. 19, 2020, vs. Carolina (51 yards)

BY OPPONENT — Jake Elliott, Dec. 6, 2020, vs. Philadelphia (52 yards)

Blocked Opponent Field-Goal Attempt

BY PACKERS — Datone Jones, Oct. 11, 2015, vs. St. Louis Rams (50-yard Greg Zuerlein attempt)

BY OPPONENT — A'Shawn Robinson, Nov. 6, 2017, vs. Detroit (38-yard Mason Crosby attempt)



Paul Hornung

Two-Point Conversion

BY PACKERS — Jamaal Williams, Nov. 1, 2020, vs. Minnesota (run)

BY OPPONENT — Darnell Mooney, Nov. 29, 2020, vs. Chicago Bears (pass from Mitchell Trubisky)

Point After Touchdown Missed

BY PACKERS — Mason Crosby, Dec. 27, 2020, vs. Tennessee Titans (first attempt, wide left)

BY OPPONENT — Jake Elliott, Dec. 6, 2020, vs. Philadelphia (second attempt, wide right)

Blocked Point After Touchdown

BY PACKERS — Tony Brown, Sept. 15, 2019, vs. Minnesota (Dan Bailey, second attempt, blocked)

BY OPPONENT — Ra'Shede Hageman, Dec. 8, 2014, vs. Atlanta (Mason Crosby, fifth attempt)

PUNTING

70-Yard Punt

BY PACKERS — Tim Masthay, Dec. 18, 2011, at Kansas City (71 yards)

BY OPPONENT — Jon Ryan, Sept. 24, 2012, at Seattle (73 yards)

60-Yard Punt

BY PACKERS — JK Scott, Oct. 25, 2020, at Houston (62 yards)

BY OPPONENT — Brett Kern, Dec. 27, 2020, vs. Tennessee Titans (60 yards)

Blocked Punt

BY PACKERS — Geronimo Allison, Sept. 16, 2018, vs. Minnesota (Matt Wile, punter)

BY OPPONENT — Buddy Howell, Oct. 25, 2020, at Houston Texans (JK Scott, punter)

10 Punts, Individual

BY PACKERS — Jon Ryan, Nov. 19, 2006, vs. New England (10 punts; 459 yards)

BY OPPONENT — Chris Kluge, Dec. 21, 2006, vs. Minnesota (10 punts; 434 yards)

No Punts

BY PACKERS — Dec. 27, 2020, vs. Tennessee Titans

BY OPPONENT — Nov. 6, 2017, vs. Detroit

OTHER SPECIAL TEAMS

Kickoff Returned for Touchdown

BY PACKERS — Randall Cobb, Sept. 8, 2011, vs. New Orleans (108 yards)

BY OPPONENT — Andre Roberts, Dec. 23, 2018, at N.Y. Jets (99 yards)

Punt Returned for Touchdown

BY PACKERS — Micah Hyde, Dec. 28, 2014, vs. Detroit (55 yards)
 BY OPPONENT — Jalen Reagor, Dec. 6, 2020, vs. Philadelphia (73 yards)

Blocked (Opponent) Field Goal Returned for Touchdown

BY PACKERS — Willie Buchanon, Dec. 17, 1972, at New Orleans (57 yards)
 BY OPPONENT — Shawn Springs, Nov. 1, 1999, vs. Seattle (61 yards)

Blocked Punt Returned for Touchdown

BY PACKERS — Josh Jackson, Sept. 16, 2018, vs. Minnesota (0 yards; Matt Wile, punter)
 BY OPPONENT — DeVier Posey, Oct. 14, 2012, at Houston Texans (0 yards; Tim Masthay, punter)



Fans congratulate Vince Lombardi after he won his debut as a head coach on Sept. 27, 1959.

Recovered Own Inside Kick Attempt

BY PACKERS — Jermaine Whitehead, Dec. 31, 2017, at Detroit (Mason Crosby, kicker)
 BY OPPONENT — Michael Thomas, Oct. 25, 2020, at Houston Texans (Ka'imi Fairbairn, kicker)

OTHER DEFENSE**Shutout Posted**

BY PACKERS — Sept. 30, 2018, vs. Buffalo (22-0)
 BY OPPONENT — Dec. 30, 2018, vs. Detroit (31-0)

Fumble Returned for Touchdown

BY PACKERS — Preston Smith, Nov. 29, 2020, vs. Chicago Bears (14 yards)
 BY OPPONENT — Desmond Trufant, Sept. 17, 2017, at Atlanta (15 yards)

Safety Scored

BY PACKERS — Jaire Alexander, Sept. 13, 2020, at Minnesota (sacked Kirk Cousins in end zone)
 BY OPPONENT — Mark Barron, Oct. 28, 2018, at L.A. Rams (tackled Aaron Jones in end zone)

Five Sacks, Individual

BY PACKERS — Vonnie Holliday, Dec. 22, 2002, vs. Buffalo
 BY OPPONENT — Antwan Odom, Sept. 20, 2009, vs. Cincinnati

Four Sacks, Individual

BY PACKERS — Kabere Gbaja-Biamila, Jan. 2, 2005, at Chicago Bears
 BY OPPONENT — Chris Clemons, Sept. 24, 2012, at Seattle

Three Sacks, Individual

BY PACKERS — Za'Darius Smith, Oct. 5, 2020, vs. Atlanta
 BY OPPONENT — Ezekiel Ansah, Dec. 31, 2017, at Detroit

MISCELLANEOUS**No Penalties**

BY PACKERS — Dec. 27, 2020, vs. Tennessee Titans
 BY OPPONENT — Oct. 18, 2020, at Tampa Bay

Game Without Touchdown

BY PACKERS — Dec. 30, 2018, vs. Detroit
 BY OPPONENT — Sept. 5, 2019, at Chicago Bears

50 Points, Game

BY PACKERS — 53, Nov. 16, 2014, vs. Philadelphia
 BY OPPONENT — 51, Nov. 24, 2008, at New Orleans

40 Points, Game

BY PACKERS — 40, Dec. 27, 2020, vs. Tennessee Titans
 BY OPPONENT — 42, Nov. 20, 2016, at Washington

500 Yards Total Offense

BY PACKERS — 522, Sept. 13, 2020, at Minnesota
 BY OPPONENT — 563, Oct. 6, 2019, at Dallas Cowboys

Tie Game

Green Bay 29, Minnesota 29, Sept. 16, 2018, at Green Bay



Willie Buchanon

PACKERS IN WISCONSIN ATHLETIC HALL OF FAME

1951	—	Don Hutson, E/DB	1981	—	Ray Nitschke, LB
		Clarke Hinkle, B			Bart Starr, QB
1955	—	Howard "Cub" Buck, T	1988	—	Willie Davis, DE
1957	—	Joseph "Red" Dunn, B	1990	—	Paul Hornung, B
1960	—	Johnny "Blood" McNally, B	1993	—	Jerry Kramer, G
1961	—	Earl "Curly" Lambeau, Coach & B	2001	—	Jim Taylor, FB
1967	—	Lavvie Dilweg, E	2003	—	Fuzzy Thurston, G
		Arnie Herber, B	2005	—	Reggie White, DE
		Verne Lewellen, B	2009	—	Bob Harlan, President & CEO
1970	—	Mike Michalske, G	2016	—	Donald Driver, WR
1973	—	Tony Canadeo, B	2017	—	Charles Woodson, CB/S
		Charles "Buckets" Goldenberg, G/B	2019	—	Ron Wolf, General Manager
1976	—	Vince Lombardi, Coach/GM	2020	—	Brett Favre, QB
1978	—	Lisle Blackbourn, Coach			Jordy Nelson, WR

SCORING

Year	Player	TD	FG	PAT	Pts	Ranking	
						NFC	NFL
1921	Curly Lambeau	2	3	7	28	—	11t
1922	Curly Lambeau	3	1	3	24	—	14t
1923	Cub Buck	0	6	5	23	—	18
1924	Walter Voss	5	0	0	30	—	12t
1925	Myrt Basing	6	0	0	36	—	9t
	Marty Norton	6	0	0	36	—	9t
1926	Verne Lewellen	7	0	0	42	—	9
1927	Verne Lewellen	5	0	0	30	—	10t
1928	Verne Lewellen	9	0	0	54	—	2
1929	Verne Lewellen	8	0	0	48	—	6
1930	Verne Lewellen	9	0	0	54	—	2
1931	Johnny (Blood) McNally	14	0	0	84	—	1
1932	Johnny (Blood) McNally	4	0	0	24	—	6t
	Hank Bruder	4	0	0	24	—	6t
1933	Charles Goldenberg	7	0	0	42	—	6
1934	Bob Monnett	2	4	6	30	—	12t
1935	Don Hutson	7	0	1	43	—	2
1936	Don Hutson	9	0	0	54	—	3
1937	Clarke Hinkle	7	2	9	57	—	2
1938	Clarke Hinkle	7	3	7	58	—	1
1939	Don Hutson	6	0	2	38	—	7t
1940	Don Hutson	7	0	15	57	—	1
1941	Don Hutson	12	1	20	95	—	1
1942	Don Hutson	17	1	33	138	—	1
1943	Don Hutson	12	3	36	117	—	1
1944	Don Hutson	9	0	31	85	—	1
1945	Don Hutson	10	2	31	97	—	2
1946	Ted Fritsch	10	9	13	100	—	1
1947	Ted Fritsch	6	6	2	56	—	8
1948	Ted Fritsch	1	6	5	29	—	38
1949	Ted Fritsch	1	5	11	32	—	27t
1950	Billy Grimes	8	0	0	48	—	16t
1951	Fred Cone	1	5	29	50	—	15t
1952	Billy Howton	13	0	0	78	—	7
1953	Fred Cone	6	5	23	74	—	6
1954	Fred Cone	0	9	27	54	—	11t
	Max McGee	9	0	0	54	—	11t
1955	Fred Cone	0	16	30	78	—	4
1956	Fred Cone	4	5	33	72	—	4t
	Billy Howton	12	0	0	72	—	4t
1957	Fred Cone	2	12	26	74	—	3
1958	Paul Hornung	2	11	22	67	—	7t
1959	Paul Hornung	7	7	31	94	—	1
1960	Paul Hornung	15	15	41	176	—	1
1961	Paul Hornung	10	15	41	146	—	1
1962	Jim Taylor	19	0	0	114	—	1
1963	Jerry Kramer	0	16	43	91	—	4
1964	Paul Hornung	5	12	41	107	—	4
1965	Don Chandler	0	17	37	88	—	8
1966	Don Chandler	0	12	41	77	—	16t
1967	Don Chandler	0	19	39	96	—	4
1968	Carroll Dale	8	0	0	48	—	22t
1969	Travis Williams	9	0	0	54	—	22t
1970	Dale Livingston	0	15	19	64	18	31
1971	Lou Michaels	0	8	19	43	18	41
1972	Chester Marcol	0	33	29	128	1	1
1973	Chester Marcol	0	21	19	82	10	18
1974	Chester Marcol	0	25	19	94	1	1
1975	Joe Danelo	0	11	20	53	14	40
1976	Chester Marcol	0	10	24	54	13t	32t
1977	Chester Marcol	0	13	11	50	16	32
1978	Terrell Middleton	12	0	0	72	7t	19t
1979	Tom Birney	0	7	7	28	48t	104t
	Chester Marcol	0	4	16	28	48t	104t
1980	Gerry Ellis	8	0	0	48	26t	47t
1981	Jan Stenerud	0	22	35	101	6t	12t
1982	Jan Stenerud	0	13	25	64	4	9
1983	Jan Stenerud	0	21	52	115	7	9
1984	Al Del Greco	0	9	34	61	22	39



Paul Hornung, Jerry Kramer

Year	Player	TD	FG	PAT	Pts	Ranking	
						NFC	NFL
1985	Al Del Greco	0	19	38	95	11	20
1986	Al Del Greco	0	17	29	80	14	28
1987	Max Zendejas	0	16	13	61	15	27t
1988	Brent Fullwood	8	0	0	48	23t	48t
1989	Chris Jacke	0	22	42	108	5t	8t
1990	Chris Jacke	0	23	28	97	6	12
1991	Chris Jacke	0	18	31	85	11t	21t
1992	Chris Jacke	0	22	30	96	7	13
1993	Chris Jacke	0	31	35	128	2	3
1994	Sterling Sharpe	18	0	0	108	5	10t
1995	Chris Jacke	0	17	43	94	13	26
1996	Chris Jacke	0	21	51	114	7	12
1997	Ryan Longwell	0	24	48	120	3	5t
1998	Ryan Longwell	0	29	41	128	2	4
1999	Ryan Longwell	0	25	38	113	3	10
2000	Ryan Longwell	0	33	32	131	2	3
2001	Ryan Longwell	0	20	44	104	7	14t
2002	Ryan Longwell	0	28	44	128	4t	5t
2003	Ahman Green	20	0	0	120	3t	7t
	Ryan Longwell	0	23	51	120	3t	7t
2004	Ryan Longwell	0	24	48	120	2t	6t
2005	Ryan Longwell	0	20	30	90	12	28t
2006	Dave Rayner	0	26	31	109	8	16
2007	Mason Crosby	0	31	48	141	1	1
2008	Mason Crosby	0	27	46	127	6t	7t
2009	Mason Crosby	0	27	48	129	3	4
2010	Mason Crosby	0	22	46	112	5	11
2011	Mason Crosby	0	24	68	140	3	4
2012	Mason Crosby	0	21	50	113	9	17
2013	Mason Crosby	0	33	42	141	2	5
2014	Mason Crosby	0	27	53	134	2t	4t
2015	Mason Crosby	0	24	36	108	9	16
2016	Mason Crosby	0	26	44	122	8t	14t
2017	Mason Crosby	0	15	33	78	13t	27t
2018	Mason Crosby	0	30	34	124	5	10
2019	Aaron Jones	19	0	0	114	6t	10t
2020	Davante Adams	18	0	0	108	11t	18t

TOUCHDOWNS

Year	Player	TD	Rush	Rec	Ret
1921	Curly Lambeau	2	2	0	0
	Bill DuMoe	2	1	1	0
1922	Curly Lambeau	3	3	0	0
1923	Curly Lambeau	3	1	2	0
	Stan Mills	3	1	2	0
1924	Walter Voss	5	0	5	0
1925	Myrt Basing	6	4	2	0
	Marty Norton	6	1	4	1
1926	Verne Lewellen	7	3	3	1
1927	Verne Lewellen	5	5	0	0
1928	Verne Lewellen	9	6	3	0
1929	Verne Lewellen	8	6	1	1
1930	Verne Lewellen	9	8	1	0
1931	Johnny (Blood) McNally	14	2	11	1
1932	Johnny (Blood) McNally	4	0	3	1
	Hank Bruder	4	2	2	0
1933	Charles Goldenberg	7	4	1	2
1934	Roger Grove	4	1	3	0
1935	Don Hutson	7	0	6	1
1936	Don Hutson	9	0	8	1
1937	Clarke Hinkle	7	5	2	0
	Don Hutson	7	0	7	0
1938	Don Hutson	9	0	9	0
1939	Don Hutson	6	0	6	0
1940	Don Hutson	7	0	7	0
	Carl Mulleneaux	7	0	6	1
1941	Don Hutson	12	2	10	0
1942	Don Hutson	17	0	17	0
1943	Don Hutson	12	0	11	1
1944	Don Hutson	9	0	9	0
1945	Don Hutson	10	1	9	0
1946	Ted Fritsch	10	9	1	0
1947	Nolan Luhn	7	0	7	0
1948	Tony Canadeo	4	4	0	0
	Walt Schlinkman	4	4	0	0
1949	Tony Canadeo	4	4	0	0
1950	Billy Grimes	8	5	1	2
1951	Bob Mann	8	0	8	0
1952	Billy Howton	13	0	13	0
1953	Fred Cone	6	5	1	0
1954	Max McGee	9	0	9	0
1955	Gary Knafelc	8	0	8	0
1956	Billy Howton	12	0	12	0
1957	Billy Howton	5	0	5	0
1958	Max McGee	7	0	7	0
1959	Jim Taylor	8	6	2	0



Sterling Sharpe

TOUCHDOWNS continued

Year	Player	TD	Rush	Rec	Ret
1960	Paul Hornung	15	13	2	0
1961	Jim Taylor	16	15	1	0
1962	Jim Taylor	19	19	0	0
1963	Jim Taylor	10	9	1	0
1964	Jim Taylor	15	12	3	0
1965	Paul Hornung	8	5	3	0
1966	Elijah Pitts	10	7	3	0
1967	Donny Anderson	9	6	3	0
1968	Carroll Dale	8	0	8	0
1969	Travis Williams	9	4	3	2
1970	Donny Anderson	5	5	0	0
1971	Donny Anderson	6	5	1	0
1972	John Brockington	9	8	1	0
1973	Jon Staggers	4	1	3	0
1974	MacArthur Lane	6	3	3	0
1975	John Brockington	8	7	1	0
1976	Barty Smith	5	5	0	0
1977	Steve Odom	3	0	3	0
	Barty Smith	3	2	1	0
1978	Terrell Middleton	12	11	1	0
1979	Paul Coffman	4	0	4	0
	James Lofton	4	0	4	0
	Barty Smith	4	3	1	0
	Aundra Thompson	4	0	3	1
	David Whitehurst	4	4	0	0
1980	Gerry Ellis	8	5	3	0
1981	Harlan Huckleby	8	5	3	0
	James Lofton	8	0	8	0
1982	Eddie Lee Ivery	10	9	1	0
1983	Paul Coffman	11	0	11	0
1984	Paul Coffman	9	0	9	0
1985	Jessie Clark	7	5	2	0
1986	Paul Ott Carruth	4	2	2	0
	Phillip Epps	4	0	4	0
	James Lofton	4	0	4	0
1987	Brent Fullwood	5	5	0	0
1988	Brent Fullwood	8	7	1	0
1989	Sterling Sharpe	13	0	12	1
1990	Sterling Sharpe	6	0	6	0
1991	Vince Workman	11	7	4	0
1992	Sterling Sharpe	13	0	13	0
1993	Sterling Sharpe	11	0	11	0
1994	Sterling Sharpe	18	0	18	0
1995	Robert Brooks	13	0	13	0
1996	Keith Jackson	10	0	10	0
	Dorsey Levens	10	5	5	0
1997	Antonio Freeman	12	0	12	0
	Dorsey Levens	12	7	5	0
1998	Antonio Freeman	14	0	14	0
1999	Dorsey Levens	10	9	1	0
2000	Ahman Green	13	10	3	0
2001	Ahman Green	11	9	2	0
2002	Donald Driver	9	0	9	0
	Ahman Green	9	7	2	0
2003	Ahman Green	20	15	5	0
2004	Javon Walker	12	0	12	0
2005	Samkon Gado	7	6	1	0
2006	Donald Driver	8	0	8	0
2007	Greg Jennings	12	0	12	0
2008	Greg Jennings	9	0	9	0
2009	Ryan Grant	11	11	0	0
2010	Greg Jennings	12	0	12	0
2011	Jordy Nelson	15	0	15	0
2012	James Jones	14	0	14	0
2013	Eddie Lacy	11	11	0	0
2014	Eddie Lacy	13	9	4	0
	Jordy Nelson	13	0	13	0
2015	James Jones	8	0	8	0
	Richard Rodgers	8	0	8	0
2016	Jordy Nelson	14	0	14	0
2017	Davante Adams	10	0	10	0
2018	Davante Adams	13	0	13	0
2019	Aaron Jones	19	16	3	0
2020	Davante Adams	18	0	18	0

FIELD GOALS MADE

NFC/NFL ranking by field-goal percentage

Year	Player	Att	Made	Pct	LG	Ranking	NFC	NFL
1921	Curly Lambeau	12	3	25.0	NA	—	NA	—
1922	Charlie Mathys	2	1	50.0	NA	—	NA	—
	Curly Lambeau	6	1	16.7	NA	—	NA	—
	Cub Buck	10	1	10.0	NA	—	NA	—
1923	Cub Buck	16	6	37.5	NA	—	NA	—
1924	Cub Buck	11	3	27.3	NA	—	NA	—
1925	George Abramson	6	2	33.3	NA	—	NA	—
1926	Pid Purdy	7	2	28.6	NA	—	NA	—
1927	Pid Purdy	3	1	33.3	NA	—	NA	—
1928	Harry O'Boyle	6	3	50.0	NA	—	NA	—
1929	Red Dunn	4	2	50.0	NA	—	NA	—
1930	— none made —							
1931	— none made —							
1932	— none made —							
1933	Clarke Hinkle	7	2	28.6	NA	—	NA	—
1934	Bob Monnett	7	4	57.1	NA	—	NA	—
1935	Ade Schwammel	NA	4	NA	NA	—	NA	—
1936	Paul Engebretsen	NA	5	NA	NA	—	NA	—
1937	Clarke Hinkle	NA	2	NA	NA	—	NA	—
1938	Clarke Hinkle	9	3	33.3	NA	—	NA	—
1939	Paul Engebretsen	8	4	50.0	NA	—	NA	—
1940	Clarke Hinkle	14	9	64.3	45	—	1	—
1941	Clarke Hinkle	14	6	42.9	NA	—	1	—
1942	Tom Fritsch	5	4	80.0	NA	—	NA	—
1943	Don Hutson	5	3	60.0	25	—	NA	—
1944	— none made —							
1945	Ted Fritsch	8	3	37.5	49	—	NA	—
1946	Ted Fritsch	17	9	52.9	46	—	2	—
1947	Ted Fritsch	13	6	46.2	??	—	1	—
1948	Ted Fritsch	16	6	37.5	47	—	3	—
1949	Ted Fritsch	20	5	25.0	46	—	6	—
1950	Ted Fritsch	17	3	17.6	52	—	7	—
1951	Fred Cone	7	5	71.4	37	—	NA	—
1952	Bill Reichardt	20	5	25.0	43	—	7	—
1953	Fred Cone	16	5	31.3	44	—	10	—
1954	Fred Cone	16	9	56.3	45	—	4	—
1955	Fred Cone	24	16	66.7	45	—	2t	—
1956	Fred Cone	8	5	62.5	45	—	NA	—
1957	Fred Cone	17	12	70.6	39	—	2	—
1958	Paul Hornung	21	11	52.4	45	—	2	—
1959	Paul Hornung	17	7	41.2	46	—	8t	—
1960	Paul Hornung	28	15	53.6	47	—	10	—
1961	Paul Hornung	22	15	68.2	51	—	2	—
1962	Jerry Kramer	11	9	81.8	37	—	NA	—
1963	Jerry Kramer	34	16	47.1	46	—	12	—
1964	Paul Hornung	38	12	31.6	52	—	20	—
1965	Don Chandler	26	17	65.4	49	—	3	—
1966	Don Chandler	28	12	42.9	47	—	22	—
1967	Don Chandler	29	19	65.5	49	—	3	—
1968	Mike Mercer	12	7	58.3	45	—	NA	—
1969	Mike Mercer	17	5	29.4	48	—	25	—
1970	Dale Livingston	28	15	53.6	49	11	21	—
1971	Lou Michaels	14	8	57.1	44	10	19t	—
1972	Chester Marcol	48	33	68.8	51	2	5	—
1973	Chester Marcol	35	21	60.0	46	8t	18t	—
1974	Chester Marcol	39	25	64.1	52	2	7	—
1975	Joe Danolo	16	11	68.8	48	5	9t	—
1976	Chester Marcol	19	10	52.6	45	10	22	—
1977	Chester Marcol	21	13	61.9	44	2	11	—
1978	Chester Marcol	19	11	57.9	48	10	18	—
1979	Tom Birney	9	7	77.8	46	NA	NA	—
1980	Tom Birney	12	6	50.0	50	NA	NA	—
1981	Jan Stenerud	24	22	91.7	53	1	1	—
1982	Jan Stenerud	18	13	72.2	48	5	11	—
1983	Jan Stenerud	26	21	80.8	48	4	9	—
1984	Al Del Greco	12	9	75.0	45	NA	NA	—
1985	Al Del Greco	26	19	73.1	46	7	15	—
1986	Al Del Greco	27	17	63.0	50	11	22t	—
1987	Max Zendejas	19	16	84.2	48	2	3	—
1988	Max Zendejas	16	9	56.3	50	13	24	—
1989	Chris Jacke	28	22	78.6	52	5t	7t	—
1990	Chris Jacke	30	23	76.7	53	4	10	—
1991	Chris Jacke	24	18	75.0	53	6t	11t	—
1992	Chris Jacke	29	22	75.9	53	6	13	—
1993	Chris Jacke	37	31	83.8	54	3	6	—
1994	Chris Jacke	26	19	73.1	50	8	21	—
1995	Chris Jacke	23	17	73.9	51	8	21	—
1996	Chris Jacke	27	21	77.8	53	12	19	—
1997	Ryan Longwell	30	24	80.0	50	8	12t	—
1998	Ryan Longwell	33	29	87.9	45	3t	4t	—
1999	Ryan Longwell	30	25	83.3	50	5	12	—
2000	Ryan Longwell	38	33	86.8	52	5	10	—
2001	Ryan Longwell	31	20	64.5	54	16	28	—
2002	Ryan Longwell	34	28	82.4	49	3	8	—
2003	Ryan Longwell	26	23	88.5	50	3	4	—
2004	Ryan Longwell	28	24	85.7	53	3t	7t	—
2005	Ryan Longwell	27	20	74.1	53	11	26	—
2006	Dave Rayner	35	26	74.3	54	14	26	—

FIELD GOALS MADE *continued*

Year	Player	Att	Made	Pct	LG	Ranking	
						NFC	NFL
2007	Mason Crosby	39	31	79.5	53	12	24
2008	Mason Crosby	34	27	79.4	53	14	26
2009	Mason Crosby	36	27	75.0	52	12t	25t
2010	Mason Crosby	28	22	78.6	56	13	22t
2011	Mason Crosby	28	24	85.7	58	6	10
2012	Mason Crosby	33	21	63.6	54	15	31
2013	Mason Crosby	37	33	89.2	57	5	13
2014	Mason Crosby	33	27	81.8	55	11	23
2015	Mason Crosby	28	24	85.7	56	9	15t
2016	Mason Crosby	30	26	86.7	53	3	8
2017	Mason Crosby	19	15	78.9	50	12	24
2018	Mason Crosby	37	30	81.1	53	11	23
2019	Mason Crosby	24	22	91.7	54	2	5
2020	Mason Crosby	16	16	100.0	57	1t	1t

RUSHING YARDS

Year	Player	Att	Yds	Avg	TD	Ranking	
						NFC	NFL
1932	Clarke Hinkle	95	331	3.5	3	—	7
1933	Bob Monnett	108	413	3.8	3	—	7t
	Clarke Hinkle	139	413	3.0	4	—	7t
1934	Clarke Hinkle	144	359	2.5	1	—	13
1935	Bob Monnett	68	336	4.9	1	—	7
1936	Clarke Hinkle	100	476	4.8	5	—	9
1937	Clarke Hinkle	129	552	4.3	5	—	2
1938	Cecil Isbell	85	445	5.2	2	—	4
1939	Cecil Isbell	132	407	3.1	2	—	10
1940	Clarke Hinkle	109	383	3.5	2	—	6
1941	Clarke Hinkle	129	393	3.0	5	—	5
1942	Ted Fritsch	74	323	4.4	0	—	11
1943	Tony Canadeo	94	489	5.2	3	—	5
1944	Ted Fritsch	94	322	3.4	4	—	11t
1945	Ted Fritsch	89	282	3.2	7	—	10
1946	Tony Canadeo	122	476	3.9	0	—	4t
1947	Tony Canadeo	103	464	4.5	2	—	3
1948	Tony Canadeo	123	589	4.8	4	—	5
1949	Tony Canadeo	208	1,052	5.1	4	—	2
1950	Billy Grimes	84	480	5.7	5	—	12
1951	Tobin Rote	76	523	6.9	3	—	8
1952	Tobin Rote	58	313	5.4	2	—	23
1953	Floyd Reid	95	492	5.2	3	—	8
1954	Floyd Reid	99	507	5.1	5	—	9
1955	Howie Ferguson	192	859	4.5	4	—	2
1956	Tobin Rote	84	398	4.7	11	—	21
1957	Don McIlhenny	100	384	3.8	1	—	21
1958	Paul Hornung	69	310	4.5	2	—	26
1959	Paul Hornung	152	681	4.5	7	—	8
1960	Jim Taylor	230	1,101	4.8	11	—	2
1961	Jim Taylor	243	1,307	5.4	15	—	2
1962	Jim Taylor	272	1,474	5.4	19	—	1
1963	Jim Taylor	248	1,018	4.1	9	—	2
1964	Jim Taylor	235	1,169	5.0	12	—	2
1965	Jim Taylor	207	734	3.5	4	—	5
1966	Jim Taylor	204	705	3.5	4	—	10
1967	Jim Grabowski	120	466	3.9	2	—	19
1968	Donny Anderson	170	761	4.5	5	—	9
1969	Travis Williams	129	536	4.2	4	—	14
1970	Donny Anderson	222	853	3.8	5	4	7
1971	John Brockington	216	1,105	5.1	4	1	2
1972	John Brockington	274	1,027	3.7	4	4	9
1973	John Brockington	265	1,144	4.3	3	1	2
1974	John Brockington	266	883	3.3	5	2	6
1975	John Brockington	144	434	3.0	7	20	42
1976	Willard Harrell	130	435	3.3	3	23	48



Edgar Bennett

Year	Player	Att	Yds	Avg	TD	Ranking	
						NFC	NFL
1977	Barty Smith	166	554	3.3	2	16	31
1978	Terdell Middleton	284	1,116	3.9	11	4	6
1979	Terdell Middleton	131	495	3.8	2	20	39
1980	Eddie Lee Ivery	202	831	4.1	3	8	12
1981	Gerry Ellis	196	860	4.4	4	11	19
1982	Eddie Lee Ivery	127	453	3.6	9	11	21
1983	Gerry Ellis	141	696	4.9	4	14	27
1984	Gerry Ellis	123	581	4.7	4	16	30
1985	Eddie Lee Ivery	132	636	4.8	2	17	33
1986	Kenneth Davis	114	519	4.6	0	19	35t
1987	Kenneth Davis	109	413	3.8	3	19	40
1988	Brent Fullwood	101	483	4.8	7	17	37
1989	Brent Fullwood	204	821	4.0	5	9	16
1990	Michael Haddix	98	311	3.2	0	30	58
1991	Darrell Thompson	141	471	3.3	1	15	36
1992	Vince Workman	159	631	4.0	2	11	21
1993	Darrell Thompson	169	654	3.9	3	12	24
1994	Edgar Bennett	178	623	3.5	5	12	26
1995	Edgar Bennett	316	1,067	3.4	3	10	15
1996	Edgar Bennett	222	899	4.0	2	7	14
1997	Dorsey Levens	329	1,435	4.4	7	2	4
1998	Darick Holmes	93	386	4.2	1	21	42
1999	Dorsey Levens	279	1,034	3.7	9	6	13
2000	Ahman Green	263	1,175	4.5	10	6	15
2001	Ahman Green	304	1,387	4.6	9	2	4
2002	Ahman Green	286	1,240	4.3	7	4	12
2003	Ahman Green	355	1,883	5.3	15	1	2
2004	Ahman Green	259	1,163	4.5	7	4	12
2005	Samkon Gado	143	582	4.1	6	16	34
2006	Ahman Green	266	1,059	4.0	5	11	19
2007	Ryan Grant	188	956	5.1	8	9	19
2008	Ryan Grant	312	1,203	3.9	4	6	9
2009	Ryan Grant	282	1,253	4.4	11	3	7
2010	Brandon Jackson	190	703	3.7	3	15	33
2011	James Starks	133	578	4.3	1	18	38
2012	Alex Green	135	464	3.4	0	21	38
2013	Eddie Lacy	284	1,178	4.1	11	6	8
2014	Eddie Lacy	246	1,139	4.6	9	4	7
2015	Eddie Lacy	187	758	4.1	3	12	20
2016	Ty Montgomery	77	457	5.9	3	19	41
2017	Jamaal Williams	153	556	3.6	4	17	36
2018	Aaron Jones	133	728	5.5	8	13	23
2019	Aaron Jones	236	1,084	4.6	16	5	12
2020	Aaron Jones	201	1,104	5.5	9	2	4

MILESTONE LEAGUE GAMES

Note: Regular-season games only

Game	Date	Opponent	Site	Result	Head Coaches (GB, Opp.)	Starting QBs (GB, Opp.)
1	10/23/21	Minneapolis Marines	Hagemeister Park	W, 7-6	Curly Lambeau, Rube Ursella	Adolph Kleibhan, Rube Ursella
50	12/06/25	at Providence Steam Roller	Cyclodrome	W, 13-10	C. Lambeau, Archie Golembeski	Charlie Mathys, Curly Oden
100	09/21/30	Chicago Cardinals	City Stadium	W, 14-0	Curly Lambeau, Emie Nevers	Arnheim Herber, Roy Baker
200	11/14/37	Philadelphia Eagles	State Fair Park	W, 37-7	Curly Lambeau, Bert Bell	Buckets Goldenberg, Emmett Mortel
300	09/28/47	Chicago Bears	City Stadium	W, 29-20	Curly Lambeau, George Halas	Jack Jacobs, Sid Luckman
400	10/29/55	at Baltimore Colts	Memorial Stadium	L, 14-10	Lisle Blackbourn, Weeb Ewbank	Tobin Rote, George Shaw
500	10/20/63	at St. Louis Cardinals	Busch Stadium	W, 30-7	Vince Lombardi, Wally Lemm	Bart Starr, Charley Johnson
600	11/09/70	Baltimore Colts	County Stadium	L, 13-10	Phil Bengtson, Don McCafferty	Don Horn, Johnny Unitas
700	11/21/77	at Washington Redskins	RFK Stadium	L, 10-9	Bart Starr, George Allen	David Whitehurst, Joe Theismann
800	10/21/85	at Chicago Bears	Soldier Field	L, 23-7	Forrest Gregg, Mike Ditka	Lynn Dickey, Jim McMahon
900	11/02/90	at Minnesota Vikings	Metrodome	L, 23-7	Lindy Infante, Jerry Burns	Anthony Dilweg, Kirk Gannon
1,000	12/22/96	Minnesota Vikings	Lambeau Field	W, 38-10	Mike Holmgren, Dennis Green	Brett Favre, Brad Johnson
1,100	09/29/03	at Chicago Bears	Soldier Field	W, 38-23	Mike Sherman, Dick Jauron	Brett Favre, Kordell Stewart
1,200	11/08/09	at Tampa Bay Buccaneers	Raymond James St.	L, 38-28	Mike McCarthy, Raheem Morris	Aaron Rodgers, Josh Freeman
1,300	12/03/15	at Detroit Lions	Ford Field	W, 27-23	Mike McCarthy, Jim Caldwell	Aaron Rodgers, Matthew Stafford

PASSING

Current rating system implemented in 1973

Year	Player	Att	Comp	Yds	Pct	TD	Int	Rtg
1932	Arnie Herber	101	37	639	36.6	9	9	51.5
1933	Arnie Herber	124	50	656	40.3	4	12	28.2
1934	Arnie Herber	115	42	799	36.5	8	12	41.2
1935	Arnie Herber	109	40	729	36.7	8	14	31.5
1936	Arnie Herber	173	77	1,239	44.5	11	13	58.9
1937	Arnie Herber	104	47	684	45.2	7	10	49.5
1938	Cecil Isbell	91	37	659	40.7	7	10	46.0
1939	Arnie Herber	139	57	1,107	41.0	8	9	61.6
1940	Cecil Isbell	150	68	1,037	45.3	9	12	55.3
1941	Cecil Isbell	206	117	1,479	56.8	15	11	81.4
1942	Cecil Isbell	268	146	2,021	54.5	24	14	87.0
1943	Irv Comp	92	46	662	50.0	7	4	81.0
1944	Irv Comp	177	80	1,159	45.2	12	21	50.0
1945	Irv Comp	106	44	865	41.5	7	11	53.1
1946	Irv Comp	94	27	333	28.7	1	8	9.9
1947	Jack Jacobs	242	108	1,615	44.6	16	17	59.8
1948	Jack Jacobs	184	82	848	44.6	5	21	27.9
1949	Jug Girard	175	62	881	35.4	4	12	31.6
1950	Tobin Rote	224	83	1,231	37.1	7	24	21.6
1951	B.Thomason	221	125	1,306	56.6	11	9	73.5
1952	Tobin Rote	157	82	1,268	52.1	13	8	85.6
1953	Tobin Rote	185	72	1,005	38.9	5	15	32.4
1954	Tobin Rote	382	180	2,311	47.1	14	18	59.1
1955	Tobin Rote	342	157	1,977	45.9	17	19	57.8
1956	Tobin Rote	308	146	2,203	47.4	18	15	70.6
1957	Bart Starr	215	117	1,489	54.8	8	10	69.3
1958	Babe Parilli	157	68	1,068	43.3	10	13	53.3
1959	Bart Starr	134	70	972	52.2	6	7	69.0
1960	Bart Starr	172	98	1,358	57.0	4	8	70.8
1961	Bart Starr	295	172	2,418	58.3	16	16	80.3
1962	Bart Starr	285	178	2,438	62.5	12	9	90.7
1963	Bart Starr	244	132	1,855	54.1	15	10	82.3
1964	Bart Starr	272	163	2,144	59.9	15	4	97.1
1965	Bart Starr	251	140	2,055	55.8	16	9	89.0
1966	Bart Starr	251	156	2,257	62.2	14	3	105.0
1967	Bart Starr	210	115	1,823	54.8	9	17	64.4
1968	Bart Starr	171	109	1,617	63.7	15	8	104.3
1969	Bart Starr	148	92	1,161	62.2	9	6	89.9
1970	Bart Starr	255	140	1,645	54.9	8	13	63.9
1971	Scott Hunter	163	75	1,210	46.0	7	17	42.2
1972	Scott Hunter	199	86	1,252	43.2	6	9	55.5
1973	Jerry Tagge	106	56	720	52.8	2	7	53.2
1974	John Hadl	184	89	1,072	48.4	3	8	54.0
1975	John Hadl	353	191	2,095	54.1	6	21	52.8
1976	Lynn Dickey	243	115	1,465	47.3	7	14	52.2
1977	Lynn Dickey	220	113	1,346	51.4	5	14	51.4
1978	D.Whitehurst	328	168	2,093	51.2	10	17	59.9
1979	D.Whitehurst	322	179	2,247	55.6	10	18	64.5
1980	Lynn Dickey	478	278	3,529	58.2	15	25	70.0
1981	Lynn Dickey	354	204	2,593	57.6	17	15	79.0
1982	Lynn Dickey	218	124	1,790	56.9	12	14	75.3
1983	Lynn Dickey	484	289	4,458	59.7	32	29	87.3
1984	Lynn Dickey	401	237	3,195	59.1	25	19	85.6
1985	Lynn Dickey	314	172	2,206	54.8	15	17	70.4
1986	Randy Wright	492	263	3,247	53.5	17	23	66.2
1987	Randy Wright	247	132	1,507	53.4	6	11	61.6
1988	Don Majkowski	336	178	2,119	53.0	9	11	67.8
1989	Don Majkowski	599	353	4,318	58.9	27	20	82.3
1990	Don Majkowski	264	150	1,925	56.8	10	12	73.5
1991	Mike Tomczak	238	128	1,490	53.8	11	9	72.6
1992	Brett Favre	471	302	3,227	64.1	18	13	85.3
1993	Brett Favre	522	318	3,303	60.9	19	24	72.2
1994	Brett Favre	582	363	3,882	62.4	33	14	90.7
1995	Brett Favre	570	359	4,413	63.0	38	13	99.5
1996	Brett Favre	543	325	3,899	59.9	39	13	95.8
1997	Brett Favre	513	304	3,867	59.3	35	16	92.6
1998	Brett Favre	551	347	4,212	63.0	31	23	87.8
1999	Brett Favre	595	341	4,091	57.3	22	23	74.7
2000	Brett Favre	580	338	3,812	58.3	20	16	78.0
2001	Brett Favre	510	314	3,921	61.2	32	15	94.1
2002	Brett Favre	551	341	3,658	61.9	27	16	85.6
2003	Brett Favre	471	308	3,361	65.4	32	21	90.4
2004	Brett Favre	540	346	4,088	64.1	30	17	92.4
2005	Brett Favre	607	372	3,881	61.3	20	29	70.9
2006	Brett Favre	613	343	3,885	56.0	18	18	72.7
2007	Brett Favre	535	356	4,155	66.5	28	15	95.7
2008	Aaron Rodgers	536	341	4,038	63.6	28	13	93.8
2009	Aaron Rodgers	541	350	4,434	64.7	30	7	103.2
2010	Aaron Rodgers	475	312	3,922	65.7	28	11	101.2
2011	Aaron Rodgers	502	343	4,643	68.3	45	6	122.5
2012	Aaron Rodgers	552	371	4,295	67.2	39	8	108.0
2013	Aaron Rodgers	290	193	2,536	66.6	17	6	104.9
2014	Aaron Rodgers	520	341	4,381	65.6	38	5	112.2
2015	Aaron Rodgers	572	347	3,821	60.7	31	8	92.7
2016	Aaron Rodgers	610	401	4,428	65.7	40	7	104.2



Don Majkowski

Year	Player	Att	Comp	Yds	Pct	TD	Int	Rtg
2017	Aaron Rodgers	238	154	1,675	64.7	16	6	97.2
2018	Aaron Rodgers	597	372	4,442	62.3	25	2	97.6
2019	Aaron Rodgers	569	353	4,002	62.0	26	4	95.4
2020	Aaron Rodgers	526	372	4,299	70.7	48	5	121.5

RECEPTIONS, OVERALL

Year	Player	No	Yds	Avg	LG	TD	Rank	NFC/NFL
1932	J.(Blood) McNally	14	168	12.0	—	3	—	—
1933	Roger Grove	18	215	11.9	—	0	—	—
1934	Clarke Hinkle	12	113	9.4	69t	1	—	—
1935	J.(Blood) McNally	25	404	16.2	70t	3	—	—
1936	Don Hutson	34	526	15.5	58t	8	—	—
1937	Don Hutson	41	552	13.5	78t	7	1	—
1938	Don Hutson	32	548	17.1	54	9	—	—
1939	Don Hutson	34	846	24.9	92t	6	1	—
1940	Don Hutson	45	664	14.8	36t	7	2	—
1941	Don Hutson	58	738	12.7	45t	10	1	—
1942	Don Hutson	74	1,211	16.4	73t	17	1	—
1943	Don Hutson	47	776	16.5	79t	11	1	—
1944	Don Hutson	58	866	14.9	55t	9	1	—
1945	Don Hutson	47	834	17.7	75t	9	1	—
1946	Clyde Goodnight	16	308	19.3	51t	1	17t	—
1947	Nolan Luhn	16	224	14.0	36	2	17t	—
1948	Nolan Luhn	42	696	16.6	47	7	4t	—
1949	Ted Cook	25	442	17.7	50	1	20t	—
1950	Al Baldwin	28	555	19.8	85t	3	23	—
1951	Bob Mann	50	696	13.9	52	8	4	—
1952	Billy Howton	53	1,231	23.2	90t	13	6	—
1953	Billy Howton	25	463	18.5	78t	4	25t	—
1954	Billy Howton	52	768	14.8	59	2	4	—
1955	Billy Howton	44	697	15.8	60	5	3t	—
1956	Billy Howton	55	1,188	21.6	66t	12	2	—
1957	Billy Howton	38	727	19.1	77t	5	6	—
1958	Max McGee	37	655	17.7	80t	7	9t	—
1959	Boyd Dowler	32	549	17.2	35	4	19t	—
1960	Max McGee	38	787	20.7	57t	4	13t	—
1961	Max McGee	51	883	17.3	53	7	11	—
1962	Max McGee	49	820	16.7	64	3	15t	—
1963	Boyd Dowler	49	724	14.8	41	2	15t	—
1964	Boyd Dowler	45	901	17.0	53t	6	9	—
1965	Boyd Dowler	44	610	13.9	47t	4	15t	—
1966	Jim Taylor	41	331	8.1	21	2	24t	—
1967	Boyd Dowler	54	836	15.5	57t	4	9	—
1968	Boyd Dowler	45	668	14.8	72t	6	10	—
1969	Carroll Dale	45	879	19.5	48	6	17t	—
1970	Carroll Dale	49	814	16.6	89t	2	7/8t	—
1971	Carroll Dale	31	598	19.3	77t	4	25t/46t	—
1972	MacArthur Lane	26	285	11.0	49	0	38t/74t	—
1973	MacArthur Lane	27	255	9.4	30	1	33t/61t	—
1974	John Brockington	43	314	7.3	29	0	10t/12t	—



Boyd Dowler

RECEPTIONS, OVERALL *continued*

Year	Player	No	Yds	Avg	LG	TD	NFC/NFL	
							Rank	Team Rank
1975	Ken Payne	58	766	13.2	54	0	2/4	
1976	Ken Payne	33	467	14.2	57t	4	24t/46t	
1977	Barty Smith	37	340	9.2	42	1	14/31t	
1978	James Lofton	46	818	17.8	58t	6	16t/28t	
1979	Paul Coffman	56	711	12.7	78t	4	11/22t	
1980	James Lofton	71	1,226	17.3	47	4	3/5t	
1981	James Lofton	71	1,294	18.2	75t	8	5/7t	
1982	James Lofton	35	696	19.9	80t	4	8t/21t	
1983	James Lofton	58	1,300	22.4	74t	8	9/20t	
1984	James Lofton	62	1,361	22.0	79t	7	10/24t	
1985	James Lofton	69	1,153	16.7	56t	4	6/14	
1986	James Lofton	64	840	13.1	36	4	8/19	
1987	Walter Stanley	38	672	17.7	70t	3	19t/49t	
1988	Sterling Sharpe	55	791	14.4	51	1	20/33	
1989	Sterling Sharpe	90	1,423	15.8	79t	12	1/1	
1990	Sterling Sharpe	67	1,105	16.5	76t	6	8/14	
1991	Sterling Sharpe	69	961	13.9	58t	4	7/18	
1992	Sterling Sharpe	108	1,461	13.5	76t	13	1/1	
1993	Sterling Sharpe	112	1,274	11.4	54	11	1/1	
1994	Sterling Sharpe	94	1,119	11.9	49	18	4/5	
1995	Robert Brooks	102	1,497	14.7	99t	13	8/8	
1996	Antonio Freeman	56	933	16.7	51t	9	20/41t	
1997	Antonio Freeman	81	1,243	15.3	58t	12	5/8	
1998	Antonio Freeman	84	1,424	17.0	84t	14	2/5	
1999	Antonio Freeman	74	1,074	14.5	51	6	14t/21t	
2000	Bill Schroeder	74	1,051	14.2	51	5	14t/21t	
2000	Ahman Green	73	559	7.7	31	3	12t/24t	
2001	Ahman Green	62	594	9.6	42	2	18/38t	
2002	Donald Driver	70	1,064	15.2	85t	9	14/28t	
2003	Donald Driver	52	621	11.9	41	2	24t/50t	
2004	Javon Walker	89	1,382	15.5	79t	12	5t/8t	
2005	Donald Driver	86	1,221	14.2	59	5	5/7t	
2006	Donald Driver	92	1,295	14.1	82t	8	3/5	
2007	Donald Driver	82	1,048	12.8	47	2	9t/17t	
2008	Greg Jennings	80	1,292	16.2	63	9	7/16t	
2009	Donald Driver	70	1,061	15.2	71t	6	13t/27t	
2010	Greg Jennings	76	1,265	16.6	86t	12	11/18	
2011	Jordy Nelson	68	1,263	18.6	93t	15	17t/30t	
2012	Randall Cobb	80	954	11.9	39t	8	11/17	
2013	Jordy Nelson	85	1,314	15.5	76t	8	6t/14t	
2014	Jordy Nelson	98	1,519	15.5	80t	13	4/7	
2015	Randall Cobb	79	829	10.5	53t	6	10/22t	
2016	Jordy Nelson	97	1,257	13.0	60	14	3/5	
2017	Davante Adams	74	885	12.0	55t	10	9t/19t	
2018	Davante Adams	111	1,386	12.5	57	13	5/6t	
2019	Davante Adams	83	997	12.0	58	5	11/18t	
2020	Davante Adams	115	1,374	11.9	56t	18	1t/2t	



Bubba Franks

Year	Player	No	Yds	Avg	LG	TD	Team Rank	
							Rank	Rank
1993	Jackie Harris	42	604	14.4	66t	4	3	
1994	Ed West	31	377	12.2	26	2	5	
1995	Mark Chmura	54	679	12.6	33	7	3	
1996	Keith Jackson	40	505	12.6	51t	10	2	
1997	Mark Chmura	38	417	11.0	32t	6	5	
1998	Mark Chmura	47	554	11.8	25t	4	2	
1999	Tyrome Davis	20	204	10.2	33	2	6	
2000	Bubba Franks	34	363	10.7	27t	1	5	
2001	Bubba Franks	36	322	8.9	31	9	4	
2002	Bubba Franks	54	442	8.2	20t	7	4	
2003	Bubba Franks	30	241	8.0	24	4	5	
2004	Bubba Franks	34	361	10.6	29	7	5t	
2005	Donald Lee	33	294	8.9	27	2	4	
2006	Bubba Franks	25	232	9.3	19	0	5	
2007	Donald Lee	48	575	12.0	60	6	3	
2008	Donald Lee	39	303	7.8	26	5	3	
2009	Jermichael Finley	55	676	12.3	62t	5	3	
2010	Jermichael Finley	21	301	14.3	34	1	6t	
	Andrew Quarless	21	238	11.3	23	1	6t	
2011	Jermichael Finley	55	767	13.9	41	8	3	
2012	Jermichael Finley	61	667	10.9	40	2	3	
2013	Andrew Quarless	32	312	9.8	22	2	5	
2014	Andrew Quarless	29	323	11.1	34	3	5	
2015	Richard Rodgers	58	510	8.8	61t	8	2	
2016	Jared Cook	30	377	12.6	47	1	5t	
	Richard Rodgers	30	271	9.0	22	2	5t	
2017	Martellus Bennett	24	233	9.7	33	0	5	
2018	Jimmy Graham	55	636	11.6	54	2	2	
2019	Jimmy Graham	38	447	11.8	48	3	4	
2020	Robert Tonyan	52	586	11.3	45	11	2	

RECEPTIONS, TIGHT ENDS

Year	Player	No	Yds	Avg	LG	TD	Team Rank	
							Rank	Rank
1957	Ron Kramer	28	337	12.0	31	0	2	
1958	Steve Meilinger	13	139	10.7	19	1	5	
1959	Gary Knafelc	27	384	14.2	38	4	3	
1960	Gary Knafelc	14	164	11.7	23	0	5	
1961	Ron Kramer	35	559	16.0	53t	4	3	
1962	Ron Kramer	37	555	15.0	54t	7	3	
1963	Ron Kramer	32	537	16.8	49	4	3	
1964	Ron Kramer	34	551	16.2	55	0	3	
1965	Marv Fleming	14	141	10.1	31	2	5	
1966	Marv Fleming	31	361	11.6	53t	2	3	
1967	Marv Fleming	10	126	12.6	19	1	7	
1968	Marv Fleming	25	278	11.1	32t	3	3t	
1969	Marv Fleming	18	226	12.6	23	2	4	
1970	John Hilton	25	350	14.0	65t	4	3	
1971	Rich McGeorge	27	463	17.1	50	4	2	
1972	Len Garrett	4	66	16.5	21	0	6t	
	Rich McGeorge	4	50	12.5	23t	2	6t	
1973	Rich McGeorge	16	260	16.3	44	1	3t	
1974	Rich McGeorge	30	440	14.7	51	0	4	
1975	Rich McGeorge	32	458	14.3	43	4	1	
1976	Rich McGeorge	24	278	11.6	28	1	2	
1977	Rich McGeorge	17	142	8.4	18	1	5	
1978	Rich McGeorge	23	247	10.7	25	1	5	
1979	Paul Coffman	56	711	12.7	78t	4	1	
1980	Paul Coffman	42	496	11.8	25	3	4	
1981	Paul Coffman	55	687	12.5	29	4	3	
1982	Paul Coffman	23	287	12.5	42	2	3	
1983	Paul Coffman	54	814	15.1	74	11	3	
1984	Paul Coffman	43	562	13.1	44t	9	2	
1985	Paul Coffman	49	666	13.6	32	6	2	
1986	Dan Ross	17	143	8.4	16	1	8	
1987	Ed West	19	261	13.7	40	1	5	
1988	Ed West	30	276	9.2	35	3	4	
1989	Ed West	22	269	12.2	31	5	6	
1990	Ed West	27	356	13.2	50	5	6	
1991	Jackie Harris	24	264	11.0	35	3	4	
1992	Jackie Harris	55	595	10.8	40	2	2	

INTERCEPTIONS

Year	Player	Int	Yards	TD	NFC/NFL	
					Rank	Rank
1940	Don Hutson	6	24	0	—	1t
1941	Hal Van Every	3	104	1	—	11t
1942	Don Hutson	7	71	0	—	1t
1943	Irv Comp	10	149	1	—	2
1944	Ted Fritsch	6	115	1	—	3t
	Irv Comp	6	54	0	—	3t
1945	Charley Brock	4	122	2	—	6t
	Don Hutson	4	15	0	—	6t
1946	Herm Rohrig	5	134	0	—	4t
1947	Bob Forte	9	140	1	—	3t
1948	Ted Cook	6	81	0	—	8t
1949	Ted Cook	5	52	0	—	13t
1950	Rebel Steiner	7	190	1	—	10t
1951	Jug Girard	5	25	0	—	9t
1952	Ace Loomis	4	115	1	—	21t
	Bob Forte	4	50	0	—	21t
	Bobby Dillon	4	35	0	—	21t
1953	Bobby Dillon	9	112	1	—	5t
1954	Bobby Dillon	7	111	1	—	7t
1955	Bobby Dillon	9	153	0	—	2t
1956	Bobby Dillon	7	244	1	—	5t
1957	John Symank	9	198	0	—	4t
	Bobby Dillon	9	180	1	—	4t
1958	Bobby Dillon	6	134	1	—	7t
1959	Bill Forester	2	48	0	—	34t
	John Symank	2	46	0	—	34t
	Bob Freeman	2	22	0	—	34t
	Ermlen Tunnell	2	20	0	—	34t
1960	Jesse Whittenton	6	101	0	—	7t
1961	John Symank	5	99	0	—	16t
	Jesse Whittenton	5	98	1	—	16t
	Hank Gremminger	5	54	0	—	16t
	Willie Wood	5	52	0	—	16t
1962	Willie Wood	9	132	0	—	1

INTERCEPTIONS *continued*

Year	Player	Int	Yards	TD	NFC		NFL
					Rank	Rank	
1963	Herb Adderley	5	86	0	—	14t	
	Willie Wood	5	67	0	—	14t	
1964	Herb Adderley	4	56	0	—	12t	
1965	Herb Adderley	6	175	3	—	3t	
	Willie Wood	6	65	0	—	3t	
1966	Bob Jeter	5	142	2	—	9t	
	Dave Robinson	5	60	0	—	9t	
1967	Bob Jeter	8	78	0	—	3t	
1968	Tom Brown	4	66	0	—	19t	
1969	Herb Adderley	5	169	1	—	7t	
1970	Willie Wood	7	110	0	2t	5t	
1971	Ken Ellis	6	10	0	4t	9t	
1972	Ken Ellis	4	106	1	7t	20t	
	Willie Buchanon	4	62	0	7t	20t	
	Jim Hill	4	37	0	7t	20t	
1973	Ken Ellis	3	53	1	24t	41t	
	Jim Hill	3	53	0	24t	41t	
	Jim Carter	3	44	1	24t	41t	
1974	Ted Hendricks	5	74	0	6t	13t	
1975	Perry Smith	6	97	0	4t	7t	
1976	Johnnie Gray	4	101	1	11t	24t	
1977	Steve Luke	4	9	0	15t	29t	
	Mike C. McCoy	4	2	0	15t	29t	
1978	Willie Buchanon	9	93	1	1t	1t	
1979	Johnnie Gray	5	66	0	8t	21t	
1980	Johnnie Gray	5	54	0	10t	24t	
1981	Maurice Harvey	6	217	0	11t	14t	
	Mark Lee	6	50	0	11t	14t	
1982	John Anderson	3	22	0	8t	21t	
1983	Tim Lewis	5	111	0	12t	23t	
	John Anderson	5	54	1	12t	23t	
1984	Tom Flynn	9	106	0	1	2	
1985	Tim Lewis	4	4	0	22t	39t	
1986	Mark Lee	9	33	0	2t	2t	
1987	Jim Bob Morris	3	135	0	17t	31t	
	Dave Brown	3	16	0	17t	31t	
1988	Mark Murphy	5	19	0	7t	13t	
1989	Dave Brown	6	12	0	3t	7t	
1990	LeRoy Butler	3	42	0	17t	33t	
	Jerry Holmes	3	39	0	17t	33t	
	Mark Murphy	3	6	0	17t	33t	
1991	Chuck Cecil	3	76	0	22t	42t	
	Mark Murphy	3	27	0	22t	42t	
	LeRoy Butler	3	6	0	22t	42t	
1992	Chuck Cecil	4	52	0	9t	22t	
1993	LeRoy Butler	6	131	0	2t	7t	
1994	Terrell Buckley	5	38	0	5t	10t	
1995	LeRoy Butler	5	105	0	10t	15t	
1996	Eugene Robinson	6	107	0	2t	4t	
1997	LeRoy Butler	5	4	0	6t	10t	
1998	Tyrone Williams	5	40	0	5t	14t	
1999	Mike McKenzie	6	4	0	3t	6t	
2000	Darren Sharper	9	109	0	1	1	
2001	Darren Sharper	6	78	0	6t	9t	
2002	Darren Sharper	7	233	1	2t	3t	
2003	Darren Sharper	5	98	0	6t	17t	
2004	Darren Sharper	4	97	2	10t	21t	
2005	Al Harris	3	30	1	21t	36t	
2006	Charles Woodson	8	61	1	1t	3t	
2007	Atari Bigby	5	50	0	4t	9t	



Charles Woodson

Year	Player	Int	Yards	TD	NFC		NFL
					Rank	Rank	
2008	Nick Collins	7	295	3	1t	2t	
	Charles Woodson	7	169	2	1t	2t	
2009	Charles Woodson	9	179	3	1t	1t	
2010	Tramon Williams	6	87	0	2t	5t	
2011	Charles Woodson	7	63	1	1	1t	
2012	Casey Hayward	6	81	0	5t	5t	
2013	Sam Shields	4	3	0	8t	11t	
2014	Casey Hayward	3	113	1	17t	27t	
	Tramon Williams	3	2	0	17t	27t	
2015	Damarious Randall	3	47	1	10t	24t	
	Micah Hyde	3	36	0	10t	24t	
	Sam Shields	3	15	0	10t	24t	
2016	Ha Ha Clinton-Dix	5	75	0	2t	5t	
2017	Damarious Randall	4	35	1	5t	12t	
2018	Ha Ha Clinton-Dix	3	25	0	10t	18t	
2019	Kevin King	5	54	0	2	4t	
2020	Darnell Savage	4	13	0	3t	7t	

PUNTING

Year	Player	Gross		LG	NFC/NFL	
		Punts	Avg		Bk	Rank
1939	Clarke Hinkle	43	40.7	65	0	—
1940	Clarke Hinkle	22	37.2	59	0	18
1941	Clarke Hinkle	22	44.5	63	0	—
1942	Lou Brock	32	38.1	52	2	—
1943	Lou Brock	32	36.4	72	1	9
1944	Tony Canadeo	13	36.8	46	0	13
1945	Roy McKay	44	41.2	73	0	1
1946	Roy McKay	64	42.7	64	1	1
1947	Jack Jacobs	57	43.5	74	1	1
1948	Jack Jacobs	69	40.3	78	1	3
1949	Jug Girard	69	39.0	72	3	5
1950	Jug Girard	71	38.2	63	2	13
1951	Jug Girard	52	40.4	66	0	6
1952	Babe Parilli	65	40.7	63	0	10
1953	Clive Rush	60	37.7	60	0	13
1954	Max McGee	72	41.7	63	0	5
1955	Dick Deschaine	56	43.2	73	0	2
1956	Dick Deschaine	62	42.7	57	0	2
1957	Dick Deschaine	63	42.0	71	2	6
1958	Max McGee	62	42.3	61	0	4
1959	Max McGee	64	42.4	61	1	7
1960	Max McGee	31	41.6	58	1	10
1961	Boyd Dowler	38	44.1	75	0	5
1962	Boyd Dowler	36	43.1	75	0	6
1963	Jerry Norton	51	44.7	61	0	6
1964	Jerry Norton	56	42.2	61	0	11
1965	Don Chandler	74	42.9	90	0	5
1966	Don Chandler	60	40.9	58	0	10
1967	Donny Anderson	65	36.6	63	1	14
1968	Donny Anderson	59	40.0	65	0	9
1969	Donny Anderson	58	40.2	58	0	9
1970	Donny Anderson	81	40.8	62	0	6/15
1971	Donny Anderson	50	40.4	58	0	8/17
1972	Ron Widby	65	41.8	64	2	5/10
1973	Ron Widby	56	43.1	60	0	3/6
1974	Randy Walker	69	38.4	58	0	8/18
1975	David Beverly	66	37.6	55	0	13/24
1976	David Beverly	83	37.0	60	1	12/25
1977	David Beverly	85	39.9	59	1	5t/7t
1978	David Beverly	106	35.5	57	0	15/29
1979	David Beverly	69	40.4	65	0	4/10
1980	David Beverly	86	38.3	55	0	14/26t
1981	Ray Stachowicz	82	40.6	72	2	11/18t
1982	Ray Stachowicz	42	40.2	53	0	11/17
1983	Bucky Scribner	69	41.6	70	1	3/10
1984	Bucky Scribner	85	42.3	61	0	3/8
1985	Joe Prokop	56	39.5	66	0	14/28
1986	Don Bracken	55	40.1	63	2	11/21
1987	Don Bracken	72	40.9	65	1	5/9
1988	Don Bracken	85	38.7	62	1	12/24
1989	Don Bracken	66	40.6	63	0	7/11
1990	Don Bracken	64	38.0	59	1	13/25
1991	Paul McJulien	86	40.4	62	0	10/19t
1992	Bryan Wagner	30	40.7	52	0	NO*
1993	Bryan Wagner	74	42.9	60	0	6t/12t
1994	Craig Henrich	81	41.4	70	0	7t/17t
1995	Craig Henrich	65	42.2	61	2	7/14t
1996	Craig Henrich	68	42.4	65	0	10/20
1997	Craig Henrich	75	45.0	65	0	3/5t
1998	Sean Landeta	65	42.9	72	0	8/20
1999	Louie Aguiar	75	39.4	64	0	13t/28t
2000	Josh Bidwell	78	38.5	53	0	14/29t
2001	Josh Bidwell	82	42.5	68	0	7/13
2002	Josh Bidwell	79	41.7	57	0	10/16
2003	Josh Bidwell	69	41.7	60	0	6/14
2004	Bryan Barker	66	40.1	64	0	14/27

PUNTING continued

Year	Player	Gross			NFC/NFL	
		Punts	Avg	LG	Bk	Rank
2005	B.J. Sander	64	37.3	53	0	15/30
2006	Jon Ryan	84	44.5	66	0	7/9
2007	Jon Ryan	60	44.4	72	2	5/9
2008	Derrick Frost	48	42.1	65	0	11/23
2009	Jeremy Kapinos	66	43.8	58	1	8/16
2010	Tim Masthay	71	43.9	62	0	7/14
2011	Tim Masthay	55	45.6	71	0	6/15
2012	Tim Masthay	70	43.5	65	1	13/27
2013	Tim Masthay	64	44.6	62	0	11/22
2014	Tim Masthay	49	44.1	63	2	12/26
2015	Tim Masthay	81	43.9	62	0	12/25
2016	Jacob Schum	56	43.2	65	0	13/27
2017	Justin Vogel	71	44.4	62	0	10/23
2018	JK Scott	71	44.7	67	1	13/22
2019	JK Scott	77	44.0	66	0	15/30
2020	JK Scott	46	45.5	62	1	10/23

Year	Player	Ret	Yds	Avg	LG	TD	Rank
1984	Phillip Epps	29	199	6.9	39	0	11/22t
1985	Walter Stanley	14	179	12.8	27	0	NQ*
1986	Walter Stanley	33	316	9.6	83t	1	4/7
1987	Walter Stanley	28	173	6.2	48	0	12/22
1988	Ron Pitts	9	93	10.3	63t	1	NQ*
1989	Jeff Query	30	247	8.2	15	0	11/15
1990	Jeff Query	32	308	9.6	25	0	4/6t
1991	Vai Sikahema	26	239	9.2	62	0	6/10
1992	Terrell Buckley	21	211	10.0	58t	1	5/10t
1993	Mike Prior	17	194	11.4	24	0	NQ*
1994	Robert Brooks	40	352	8.8	85t	1	7/14
1995	Charles Jordan	21	213	10.1	18	0	5t/10t
1996	Desmond Howard	58	875	15.1	92t	3	1/1
1997	Bill Schroeder	33	342	10.4	46	0	8/15t
1998	Roell Preston	44	398	9.0	71t	1	9/18
1999	Desmond Howard	12	93	7.8	20	0	NQ*
2000	Allen Rossom	29	248	8.6	43	0	8t/16t
2001	Antonio Freeman	17	114	6.7	29	0	NQ*
2002	Darrien Gordon	35	180	5.1	27	0	14/24
2003	Antonio Chatman	33	277	8.4	33	0	9/20
2004	Antonio Chatman	32	245	7.7	28	0	8/19
2005	Antonio Chatman	45	381	8.5	85t	1	7/12t
2006	Charles Woodson	41	363	8.9	40	0	8/19
2007	Charles Woodson	33	268	8.1	34	0	7/16
2008	Will Blackmon	36	398	11.1	76t	2	4/9
2009	Jordy Nelson	17	90	5.3	14	0	NQ*
2010	Tramon Williams	41	326	8.0	52	0	10/19
2011	Randall Cobb	26	295	11.3	80t	1	4/7
2012	Randall Cobb	21	292	14.4	75t	1	5/14
2013	Micah Hyde	24	296	12.3	93t	1	3/5
2014	Micah Hyde	14	221	15.8	75t	2	NQ*
2015	Micah Hyde	27	157	5.8	16	0	12/24
2016	Micah Hyde	11	64	5.8	19	0	NQ*
2017	Trevor Davis	24	289	12.0	65	0	3/3
2018	Tramon Williams	12	83	6.9	23	0	NQ*
2019	Tyler Ervin	11	106	9.6	18	0	NQ*
2020	Tyler Ervin	5	20	4.0	11	0	NQ*

* — Did not qualify for league leaders

PUNT RETURNS

Year	Player	Ret	Yds	Avg	LG	TD	Rank
1941	Andy Uram	7	121	17.3	90t	1	—
1942	Tony Canadeo	7	76	10.9	26	0	0
1943	Joe Laws	10	84	8.4	19	0	7
1944	Joe Laws	15	118	7.9	23	0	0
1945	Joe Laws	12	78	6.5	21	0	10
1946	Bob Nussbaumer	12	98	8.2	21	0	11
1947	Jim Gillette	11	168	15.3	26	0	8
1948	Fred Provo	18	208	11.6	40	0	9
1949	Ralph Earhart	14	161	11.5	57t	1	14
1950	Billy Grimes	29	555	19.1	85t	2	2
1951	Billy Grimes	16	100	6.3	26	0	20
1952	Billy Grimes	18	179	9.9	72	0	11
1953	Al Carmichael	20	199	10.0	52	0	2
1954	Veryl Switzer	26	314	12.1	93t	1	1
1955	Veryl Switzer	24	158	6.6	38	0	8
1956	Al Carmichael	21	165	7.9	22	0	6
1957	Al Carmichael	25	190	7.6	48	0	2
1958	Jim Shanley	14	105	7.5	26	0	7
1959	Lew Carpenter	13	150	11.5	51	0	2
1960	Willie Wood	16	106	6.6	33	0	7
1961	Willie Wood	14	225	16.1	72t	2	1
1962	Willie Wood	23	273	11.9	65	0	2
1963	Willie Wood	19	169	8.9	41	0	10
1964	Willie Wood	19	252	13.3	64	0	2
1965	Willie Wood	13	38	2.9	14	0	14
1966	Willie Wood	22	82	3.7	13	0	11
1967	Donny Anderson	9	98	10.9	43	0	3
1968	Tom Brown	16	111	6.9	52t	1	10
1969	Elijah Pitts	16	60	3.8	10	0	10
1970	Willie Wood	11	58	5.3	12	0	NQ*
1971	Ken Ellis	22	107	4.9	30	0	11/24
1972	Ken Ellis	14	215	15.4	80t	1	1/1
1973	Jon Staggers	19	90	4.7	26	0	13/28
1974	Steve Odom	15	191	12.7	95t	1	5t/11t
1975	Willard Harrell	21	136	6.5	25	0	16/26
1976	Johnnie Gray	37	307	8.3	27	0	11/21
1977	Willard Harrell	28	253	9.0	75t	1	5/16
1978	Steve Odom	33	298	9.0	48	0	5/11
1979	Steve Odom	15	80	5.3	19	0	12/26
1980	Ron Cassidy	17	139	8.2	20	0	11t/19t
1981	Mark Lee	20	187	9.4	94t	1	6/11
1982	Phillip Epps	20	150	7.5	35	0	9/19
1983	Phillip Epps	36	324	9.0	90t	1	6/13

KICKOFF RETURNS

Year	Player	Ret	Yds	Avg	LG	TD	Rank
1941	Tony Canadeo	4	110	27.5	55	0	—
1942	Andy Uram	8	208	26.0	98t	1	0
1943	Tony Canadeo	10	242	24.2	43	0	6
1944	Ted Fritsch	11	288	26.2	44	0	2
1945	Ted Fritsch	8	279	34.9	79	0	5
1946	Tony Canadeo	6	163	27.2	38	0	15
1947	Ed Cody	10	269	26.9	39	0	5t
1948	Ed Smith	12	287	23.7	36	0	8
1949	Jack Kirby	14	315	22.5	34	0	10
1950	Tony Canadeo	16	411	25.7	48	0	10
1951	Dom Moselle	20	547	27.4	44	0	4
1952	Billy Grimes	18	422	23.4	34	0	15
1953	Al Carmichael	26	641	24.7	43	0	8
1954	Al Carmichael	19	531	27.9	49	0	3
1955	Al Carmichael	14	418	29.9	100t	1	1
1956	Al Carmichael	33	927	28.1	106t	1	3
1957	Don McIlhenny	14	362	25.9	53	0	6
1958	Al Carmichael	29	700	24.1	60	0	5
1959	John Symank	14	338	24.1	39	0	5
1960	Tom Moore	12	397	33.1	84	0	1
1961	Tom Moore	15	409	27.3	60	0	7
1962	Herb Adderley	15	418	27.9	103t	1	3
1963	Herb Adderley	20	597	29.9	98t	1	3
1964	Tom Moore	16	431	26.9	55	0	5
1965	Tom Moore	15	361	24.1	52	0	15
1966	Donny Anderson	23	533	23.2	61	0	15
1967	Travis Williams	18	739	41.1	104t	4	1
1968	Herb Adderley	14	331	23.6	50	0	11
1969	Dave Hampton	22	582	26.5	87t	1	5
1970	Larry Krause	18	513	28.5	100t	1	3/7
1971	Dave Hampton	46	1,314	28.6	90t	1	3/3
1972	Ike Thomas	21	572	27.2	89	0	5/7
1973	Ike Thomas	23	527	22.9	34	0	9t/22t
1974	Steve Odom	31	713	23.0	52	0	14/25
1975	Steve Odom	42	1,034	24.6	93t	1	6/11
1976	Mike C. McCoy	18	457	25.4	65	0	4/9t
1977	Steve Odom	23	468	20.3	37	0	17/30
1978	Steve Odom	25	677	27.1	95t	1	1/1
1979	Aundra Thompson	15	346	23.1	100t	1	NQ*
1980	Mark Lee	30	589	19.6	35	0	15t/28t
1981	Mark Lee	14	270	19.3	31	0	19/40
1982	Del Rodgers	20	436	21.8	76	0	11/21
1983	Harlan Huckleby	41	757	18.5	57	0	17/37
1984	Del Rodgers	39	843	21.6	97t	1	6/14



Willie Wood

KICKOFF RETURNS *continued*

Year	Player	Ret	Yds	Avg	LG	TD	Rank
1985	Gary Ellerson	29	521	18.0	32	0	15/32
1986	Walter Stanley	28	559	20.0	55	0	9/22†
1987	Brent Fullwood	24	510	21.3	46	0	9/13
1988	Brent Fullwood	21	421	20.0	31	0	9/22
1989	Vince Workman	33	547	16.6	46	0	16/31†
1990	Charles Wilson	35	798	22.8	36	0	3/5
1991	Charles Wilson	23	522	22.7	82†	1	3†/5†
1992	Corey Harris	23	485	21.1	50	0	11/14†
1993	Robert Brooks	23	611	26.6	95	1	1/1
1994	Corey Harris	29	618	21.3	59	0	12/23†
1995	Antonio Freeman	24	556	23.2	45	0	5/14
1996	Desmond Howard	22	460	20.9	40	0	17/34
1997	Bill Schroeder	24	562	23.4	40	0	8†/14†
1998	Roell Preston	57	1,497	26.3	101†	2	3/6
1999	Basil Mitchell	21	464	22.1	88†	1	10†/20†
2000	Allen Rossum	50	1,288	25.8	92†	1	3/4
2001	Allen Rossum	23	431	18.7	27	0	16/34
2002	Javon Walker	35	769	22.0	55	0	15/25
2003	Najeh Davenport	16	505	31.6	60	0	NQ*
2004	Robert Ferguson	21	526	25.0	71	0	4/7
2005	ReShard Lee	15	319	21.3	35	0	NQ*
2006	Vernand Morency	31	670	21.6	35	0	16†/30†
2007	Koren Robinson	25	596	23.8	67	0	11†/20†
2008	Will Blackmon	55	1,157	21.0	45	0	19/34
2009	Jordy Nelson	25	635	25.4	54	0	6/11
2010	Jordy Nelson	22	496	22.5	51	0	11/24
2011	Randall Cobb	34	941	27.7	108†	1	1/2
2012	Randall Cobb	38	964	25.4	46	0	6/12
2013	Micah Hyde	22	531	24.1	70	0	6/14
2014	DuJuan Harris	22	456	20.7	41	0	11/20
2015	Jeff Janis	14	406	29.0	70	0	NQ*
2016	Ty Montgomery	18	366	20.3	40	0	NQ*
2017	Trevor Davis	31	707	22.8	34	0	4/8
2018	Ty Montgomery	10	210	21.0	27	0	NQ*
2019	Tremont Smith	13	303	23.3	36	0	NQ*
2020	Darius Shepherd	11	227	20.6	30	0	NQ*

* — Did not qualify for league leaders

NFC/NFL

SACKS

Became official NFL statistic in 1982

Year	Player	Sacks	NFC Rank	NFL Rank
1972	Clarence Williams	9	NA	NA
1973	Mike P. McCoy	6	NA	NA
1974	Clarence Williams	6	NA	NA
1975	Dave Pureifory	11	NA	NA
1976	Mike P. McCoy	8†	NA	NA
	Alden Roche	8†	NA	NA
1977	Dave Pureifory	8	NA	NA
	Dave Roller	8	NA	NA
1978	Ezra Johnson	20†	NA	NA
1979	Bob Barber	6	NA	NA
	Ezra Johnson	6	NA	NA
1980	Mike Butler	9	NA	NA
	Ezra Johnson	9	NA	NA
1981	Mike Butler	10†	NA	NA
1982	Ezra Johnson	5†	13†	21†
1983	Ezra Johnson	14†	3	7
1984	Mike Douglass	9	21	37†
1985	Ezra Johnson	9†	19	30†
1986	Tim Harris	8	18†	34†
1987	Tim Harris	7	16†	25†
1988	Tim Harris	13†	5	5
1989	Tim Harris	19†	2	2
1990	Tim Harris	7	21†	40†
1991	Tony Bennett	13	3†	6†
1992	Tony Bennett	13†	6†	13†
1993	Reggie White	13	1†	1†
1994	Sean Jones	10†	5†	10†
1995	Reggie White	12	3	6†
1996	Reggie White	8†	7	26†
1997	Reggie White	11	7	10
1998	Reggie White	16	1	2
1999	Keith McKenzie	8	15†	30†
2000	John Thierry	6†	20†	42†
2001	Kabeer Gbaja-Biamila	13†	3†	4†
2002	Kabeer Gbaja-Biamila	12	4†	6†
2003	Kabeer Gbaja-Biamila	10	6†	13†
2004	Kabeer Gbaja-Biamila	13†	2	3
2005	Kabeer Gbaja-Biamila	8	11†	24†
2006	Aaron Kampman	15†	1	2
2007	Aaron Kampman	12	6	11†
2008	Aaron Kampman	9†	7	13
2009	Clay Matthews	10	8	11†
2010	Clay Matthews	13†	2	4
2011	Clay Matthews	6	26†	49†
2012	Clay Matthews	13	2	5
2013	Clay Matthews	7†	22†	40†
2014	Clay Matthews	11	5	12†
2015	Julius Peppers	10†	4†	12†
2016	Nick Perry	11	5†	8†
2017	Clay Matthews	7†	18†	36†
2018	Kyler Fackrell	10†	10†	17†
2019	Za'Darius Smith	13†	5	6
2020	Za'Darius Smith	12†	3†	4†

TOTAL TACKLES

Year	Player	TT	Solo	Ast	FF	FR
1975	Johnnie Gray	123	70	53	1	4
1976	Johnnie Gray	119	95	24	1	3
1977	Jim Carter	157	121	36	1½	0
1978	Steve Luke	150	133	17	4	2
1979	Rich Wingo	166	151	15	3	1
1980	Mike Douglass	165	122	43	3	2
1981	Mike Douglass	180	146	34	7	3
1982	George Cumby	94	69	25	2	1
1983	Mike Douglass	162	127	35	4	4
1984	Mark Murphy	116	94	22	0	1
1985	Randy Scott	151	98	53	2	2
1986	Brian Noble	113	82	31	1	0
1987	Brian Noble	89	76	13	0	5
1988	Tim Harris	111	83	28	2	0
	Mark Murphy	111	86	25	1	4
1989	Brian Noble	138	71	67	1	1
1990	Mark Murphy	128	103	25	1	0
1991	Brian Noble	121	64	57	1	1
1992	Johnny Holland	117	80	37	1	2
1993	Johnny Holland	145	97	48	2	2
1994	George Koonce	119	78	41	1	2
1995	LeRoy Butler	117	97	20	1	0
1996	George Koonce	117	76	41	0	1
1997	Bernardo Harris	119	86	33	0	0
1998	Bernardo Harris	121	79	42	0	0
1999	Darren Sharper	113	84	29	0	1
2000	Bernardo Harris	132	85	47	1	0
2001	Bernardo Harris	130	81	49	2	3
2002	Nate Wayne	132	94	38	3	2
2003	Nick Barnett	134	95	39	0	1
2004	Nick Barnett	162	116	46	0	1
2005	Nick Barnett	194	128	66	1	3
2006	A.J. Hawk	155	112	43	1	2
2007	Nick Barnett	165	109	56	0	1
2008	A.J. Hawk	121	84	37	0	0
2009	Nick Barnett	122	96	26	0	0
2010	A.J. Hawk	134	97	37	0	1
2011	Desmond Bishop	142	109	33	2	0
2012	A.J. Hawk	142	105	37	0	0
2013	A.J. Hawk	153	112	41	1	1
2014	Morgan Burnett	125	99	26	1	1
2015	Ha Ha Clinton-Dix	117	97	20	1	0
2016	Morgan Burnett	92	78	14	0	1
2017	Blake Martinez	158	107	51	1	2
2018	Blake Martinez	147	103	44	0	0
2019	Blake Martinez	203	127	76	1	0
2020	Adrian Amos	83	65	18	0	1



A.J. Hawk

Year	Total Offense			Rushing				Net Passing						
	Plays	Yards	Y/G	Att	Yards	Y/G	TD	Att	Cmp	Pct	Yards	Y/G	TD	Int
1932	568	2131	163.92	434	1333	95.21	7	134	48	35.8	798	61.38	9	14
1933	705	2702	207.85	487	1513	116.38	13	209	89	42.6	1186	91.23	6	18
1934	654	2340	180.00	456	1183	91.00	8	197	74	37.6	1165	89.62	10	19
1935	682	3021	251.75	447	1562	130.17	7	230	93	40.4	1449	131.73	11	27
1936	750	3323	276.92	490	1664	138.67	11	255	108	42.4	1629	148.09	17	19
1937	702	3201	291.00	483	1786	162.36	10	216	95	44.0	1398	127.09	16	26
1938	665	3037	276.09	454	1571	142.82	9	210	91	43.3	1466	133.27	20	20
1939	748	3445	313.18	500	1574	143.09	13	248	101	40.7	1871	170.09	14	15
1940	746	3404	309.09	463	1604	145.82	10	283	118	41.7	1796	163.27	18	26
1941	721	3294	299.45	467	1550	140.91	13	253	133	52.6	1731	157.36	17	13
1942	755	3790	344.55	422	1374	124.91	10	330	172	52.1	2407	218.82	28	18
1943	652	3351	335.10	397	1442	144.20	13	253	114	45.1	1909	190.20	21	19
1944	661	3024	302.40	395	1517	151.70	16	253	105	41.5	1471	147.10	15	24
1945	596	2869	286.90	377	1325	132.50	15	218	81	37.2	1536	153.60	14	24
1946	741	2618	318.00	560	1765	160.45	12	178	54	30.3	841	76.45	4	18
1947	763	3769	334.08	510	2149	179.08	14	253	112	44.3	1620	135.00	17	19
1948	721	2842	236.83	446	1759	146.58	11	274	109	39.8	1071	89.25	8	29
1949	802	3119	259.92	503	2061	171.75	7	299	91	30.4	1058	88.17	5	29
1950	765	3210	267.50	398	1706	142.17	15	367	140	38.1	1504	125.33	14	37
1951	791	3753	312.75	313	1196	99.67	8	478	231	48.3	2557	213.08	26	29
1952	742	3859	321.58	405	1485	123.75	11	337	161	47.8	2374	197.83	26	25
1953	776	3220	268.33	424	1665	138.75	14	352	147	41.8	1555	129.58	9	34
1954	733	3487	290.58	321	1328	110.67	13	412	195	47.3	2159	179.92	14	19
1955	781	3662	305.17	433	1883	156.92	11	348	159	45.7	1779	148.25	17	19
1956	690	3819	318.25	337	1421	118.42	13	353	171	48.4	2398	199.83	21	18
1957	705	3232	269.33	380	1441	120.08	13	325	157	48.3	1791	149.25	12	23
1958	693	3241	270.08	345	1421	118.42	7	348	161	46.3	1820	151.67	15	27
1959	689	3739	311.58	421	1907	158.92	15	268	128	47.8	1832	152.67	16	17
1960	742	4025	335.42	463	2150	179.17	29	279	137	49.1	1875	156.25	9	13
1961	780	4714	392.83	474	2350	195.83	27	306	177	57.8	2364	197.00	18	16
1962	829	4791	342.21	518	2460	175.71	36	311	187	60.1	2331	166.50	14	13
1963	869	4781	341.50	504	2248	160.57	22	345	179	51.9	2533	180.93	22	21
1964	863	4381	312.93	495	2276	162.57	23	321	186	57.9	2105	150.36	16	6
1965	781	3601	257.21	432	1488	106.29	14	306	166	54.2	2113	150.93	19	14
1966	824	4275	305.36	475	1673	119.50	18	318	193	60.7	2602	185.86	18	5
1967	846	4279	305.64	474	1915	136.79	18	331	182	55.0	2364	168.86	15	27
1968	809	4024	287.43	450	1749	124.93	12	318	188	59.1	2275	162.50	21	15
1969	785	4068	290.57	432	1692	120.86	11	319	182	57.1	2376	169.71	20	17
1970	847	3409	243.50	453	1595	113.93	8	351	177	50.4	1814	129.57	11	24
1971	772	3914	279.57	500	2229	159.21	18	254	121	47.6	1685	120.36	12	24
1972	798	3539	252.79	544	2127	151.93	17	237	101	42.6	1412	100.86	7	9
1973	809	3256	232.57	527	1973	140.93	10	255	119	46.7	1283	91.64	7	17
1974	884	3607	257.64	482	1571	112.21	10	385	187	48.6	2036	145.43	5	21
1975	867	3619	258.50	431	1547	110.50	14	394	212	53.8	2072	148.00	11	22
1976	883	3452	246.57	485	1722	123.00	15	357	164	45.9	1730	123.57	10	22
1977	828	3212	229.43	469	1464	104.57	5	327	164	50.2	1748	124.86	6	21
1978	944	4107	256.69	550	2023	126.44	16	357	180	50.4	2084	130.25	11	18
1979	974	4542	283.88	483	1861	116.31	14	444	240	54.1	2681	167.56	15	22
1980	1047	5097	318.56	493	1806	112.88	13	511	289	56.6	3291	205.69	15	29
1981	1044	4859	303.69	478	1670	104.38	11	514	286	55.6	3189	199.31	24	24
1982	578	2910	323.33	283	1081	120.11	12	267	143	53.6	1829	203.22	12	15
1983	1007	6172	385.75	439	1807	112.94	15	526	311	59.1	4365	272.81	33	32
1984	1009	5449	340.56	461	2019	126.19	18	506	281	55.5	3430	214.38	30	30
1985	1031	5371	335.69	470	2208	138.00	16	513	267	52.0	3163	197.69	21	27
1986	1026	5061	316.31	424	1614	100.88	8	565	305	54.0	3447	215.44	18	27
1987	964	4482	298.80	464	1801	120.07	13	455	234	51.4	2681	178.73	15	17
1988	1018	4664	291.50	385	1379	86.19	14	582	319	54.8	3285	205.31	13	24
1989	1045	5780	361.25	397	1732	108.25	13	600	354	59.0	4048	253.00	27	20
1990	953	4675	292.19	350	1369	85.56	5	541	302	55.8	3306	206.63	20	21
1991	940	4332	270.75	381	1389	86.81	12	514	272	52.9	2943	183.94	17	19
1992	990	4785	299.06	420	1555	97.19	7	527	340	64.5	3230	201.88	20	15
1993	1006	4750	296.88	448	1619	101.19	14	528	322	61.0	3131	195.69	19	24
1994	1059	5316	332.25	417	1543	96.44	11	609	375	61.6	3773	235.81	33	14
1995	1036	5750	359.38	410	1428	89.25	9	593	372	62.7	4322	270.13	39	15
1996	1053	5475	342.19	485	1838	114.88	9	548	328	59.9	3637	227.31	39	13
1997	1008	5614	350.88	459	1909	119.31	9	523	309	59.1	3705	231.56	35	16
1998	1036	5636	352.25	447	1526	95.38	7	575	361	62.8	4110	256.88	33	23
1999	1027	5419	338.69	386	1519	94.94	13	605	344	56.9	3900	243.75	23	23
2000	1038	5321	332.56	404	1643	102.69	13	600	348	58.0	3678	229.88	21	16
2001	942	5463	341.44	410	1693	105.81	11	510	314	61.6	3770	235.63	32	15
2002	1058	5560	347.50	451	1933	120.81	12	580	361	62.2	3627	226.69	29	16
2003	999	5798	362.38	507	2558	159.88	18	473	310	65.5	3240	202.50	32	21
2004	1053	6357	397.31	441	1908	119.25	9	598	382	63.9	4449	278.06	36	19
2005	1051	5118	319.88	398	1352	84.50	11	626	383	61.2	3766	235.38	20	30
2006	1085	5458	341.13	431	1663	103.94	9	630	350	55.6	3795	237.19	18	18
2007	985	5931	370.69	388	1597	99.82	13	578	383	66.3	4334	270.88	30	15
2008	1012	5618	351.13	437	1805	112.81	11	541	343	63.4	3813	238.31	28	13
2009	1042	6065	379.06	438	1885	117.81	20	553	357	64.6	4180	261.25	30	8
2010	1000	5730	358.13	421	1606	100.38	11	541	352	65.1	4124	257.75	31	13
2011	988	6482	405.13	395	1558	97.38	12	552	376	68.1	4924	307.75	51	8
2012	1042	5751	359.44	433	1702	106.38	9	558	374	67.0	4049	253.06	40	8
2013	1074	6404	400.25	459	2136	133.50	17	570	366	64.2	4268	266.75	25	16
2014	1001	6178	386.13	435	1917	119.81	14	536	349	65.1	4261	266.31	38	6
2015	1056	5353	334.56	436	1850	115.63	8	573	348	60.7	3503	218.94	31	8
2016	1029	5900	368.75	374	1701	106.31	11	620	403	65.7	4199	262.44	40	8
2017	999	4891	305.69	386	1724	107.75	13	562	352	62.6	3167	197.94	25	18
2018	1026	5905	369.06	333	1667	104.19	14	640	392	61.3	4238	264.88	25	4
2019	1020	5528	345.50	411	1795	112.19	18	573	356	62.1	3733	233.31	26	4
2020	990	6224	389.00	443	2118	132.38								

Year	Total Defense			Rushing				Net Passing						
	Plays	Yards	Y/G	Att	Yards	Y/G	TD	Att	Cmp	Pct	Yards	Y/G	TD	Int
1933	629	1929	148.38	442	1210	93.08	4	179	48	26.8	711	54.69	7	30
1934	699	2334	175.54	517	1564	120.31	9	172	56	32.6	686	52.77	3	25
1935	649	2091	174.25	448	1219	101.58	6	190	61	32.1	837	76.09	11	27
1936	713	2664	222.00	479	1494	124.50	5	227	81	35.7	1170	106.36	7	31
1937	603	2299	209.00	400	1184	107.64	8	197	70	35.5	1115	101.36	7	22
1938	613	2594	235.82	372	1206	109.64	8	232	92	39.7	1343	122.09	5	22
1939	575	2770	251.82	333	1165	105.91	12	239	106	44.4	1602	145.64	9	26
1940	639	2532	230.18	387	1040	94.55	9	252	98	38.9	1492	135.64	9	40
1941	604	2586	235.09	356	1221	111.00	10	233	104	44.6	1343	122.09	8	25
1942	622	3076	279.64	376	1559	141.73	17	242	100	41.3	1471	133.73	8	33
1943	607	2707	270.70	350	1112	111.20	9	242	111	45.9	1420	142.00	16	42
1944	592	2417	241.70	357	1130	113.00	10	227	89	39.4	1229	122.90	10	29
1945	628	3116	311.60	388	1349	134.90	16	231	111	48.1	1708	170.80	9	24
1946	581	2660	241.82	367	1372	124.73	15	214	94	43.9	1288	117.09	8	24
1947	712	3206	267.17	433	1606	133.83	13	277	122	44.0	1600	133.33	13	29
1948	802	3667	305.58	537	2153	179.42	21	260	134	51.5	1514	126.17	13	30
1949	800	3956	329.67	501	2077	173.08	20	292	138	47.3	1879	156.58	15	20
1950	801	4473	372.75	422	1885	157.08	24	379	185	48.8	2588	215.67	24	27
1951	809	4470	372.50	496	2152	179.33	22	313	157	50.2	2318	193.17	25	22
1952	755	3269	272.42	415	1507	125.58	16	340	162	47.6	1762	146.83	17	22
1953	719	3851	320.92	407	1746	145.50	24	312	144	46.2	2105	175.42	15	28
1954	777	4350	362.50	403	1871	155.92	13	374	208	55.6	2479	206.58	17	19
1955	734	3862	321.83	475	2174	181.17	18	259	118	45.6	1688	140.67	13	31
1956	772	4710	392.50	512	2619	218.25	21	260	144	55.4	2091	174.25	17	21
1957	776	4197	349.75	462	2159	179.92	18	314	153	48.7	2038	169.83	18	30
1958	763	4615	384.58	427	2040	170.00	24	336	175	52.1	2575	214.58	24	13
1959	759	3552	296.00	430	1770	147.50	14	329	169	51.4	1782	148.50	14	14
1960	715	3442	286.83	350	1285	107.08	7	365	192	52.6	2157	179.75	19	22
1961	826	4057	337.58	412	1694	141.17	12	414	218	52.7	2357	196.42	13	29
1962	759	3277	234.07	404	1531	109.36	4	355	187	52.7	1746	124.71	10	31
1963	845	3599	257.07	428	1586	113.29	11	378	180	47.6	2013	143.79	9	22
1964	780	3179	227.07	417	1532	109.43	15	318	173	54.4	1647	117.64	11	16
1965	907	3969	283.50	480	1988	142.00	10	383	187	48.8	1981	141.50	11	27
1966	883	3603	257.36	446	1644	117.43	9	390	202	51.8	1959	139.93	7	28
1967	809	3300	235.71	443	1923	137.36	7	337	155	46.0	1377	98.36	13	26
1968	831	3596	256.86	476	1800	128.57	11	327	157	48.0	1796	128.29	14	17
1969	881	3827	273.36	485	1982	141.57	7	360	177	49.2	1845	131.79	13	19
1970	854	4055	289.64	453	1829	130.64	14	369	177	48.0	2226	159.00	13	20
1971	861	4008	286.29	489	1707	121.93	7	353	186	52.7	2301	164.36	21	16
1972	812	3474	248.14	443	1517	108.36	14	340	174	51.2	1957	139.79	7	17
1973	858	3821	272.93	506	1999	142.79	13	327	180	56.0	1822	130.14	14	15
1974	876	3641	260.07	465	1641	117.21	10	383	188	49.1	2000	142.86	10	23
1975	981	4511	322.21	580	2339	167.07	14	369	192	52.0	2172	155.14	13	14
1976	943	4123	294.50	546	2288	163.43	17	354	196	55.4	1835	131.07	13	11
1977	938	4033	288.07	582	2314	165.29	16	319	186	58.3	1719	122.79	10	13
1978	1131	4963	310.19	620	2439	152.44	19	463	254	54.9	2524	157.75	16	27
1979	1114	5647	352.94	639	2885	180.31	14	440	249	56.6	2762	172.63	21	18
1980	1059	5782	361.38	565	2399	149.94	19	460	259	56.3	3383	211.44	19	13
1981	1087	5185	324.06	546	2098	131.13	21	505	284	56.2	3087	192.94	18	30
1982	622	2707	300.78	275	932	103.56	9	327	177	54.1	1775	197.22	9	12
1983	1156	6403	400.19	597	2641	165.06	28	518	300	57.9	3762	235.13	20	19
1984	1140	5291	330.69	545	2145	134.06	14	551	315	57.2	3146	196.63	16	27
1985	1051	5173	323.31	494	2047	127.94	17	509	295	58.0	3126	195.38	22	15
1986	1041	5015	313.44	565	2095	130.94	16	448	267	59.6	2920	182.50	31	20
1987	1024	4923	328.20	521	1920	128.00	15	469	279	59.5	3003	200.20	14	18
1988	1018	4843	302.69	514	2110	131.88	17	474	256	54.0	2733	170.81	12	20
1989	970	5347	334.19	460	2008	125.50	15	476	302	63.4	3339	208.69	22	25
1990	981	5442	340.13	475	2059	128.69	16	479	256	53.4	3383	211.44	20	16
1991	1033	4812	300.75	457	1546	96.63	10	531	305	57.4	3266	204.13	20	15
1992	923	5098	318.63	406	1821	113.81	12	483	277	57.3	3277	204.81	16	15
1993	999	4482	280.13	424	1582	98.88	6	529	290	54.8	2900	181.25	16	18
1994	1023	4764	297.75	381	1363	85.19	9	605	337	55.7	3401	215.26	20	21
1995	1029	5155	322.19	374	1515	94.69	12	616	351	57.0	3640	227.50	25	13
1996	981	4156	259.75	400	1416	88.50	7	544	283	52.0	2740	171.25	12	26
1997	1047	4827	301.69	443	1876	117.25	16	563	288	51.2	2951	184.44	10	21
1998	980	4507	281.69	390	1442	90.13	23	540	296	54.8	3065	191.56	23	13
1999	1040	5309	331.81	472	1804	112.75	16	538	304	56.5	3505	219.06	20	26
2000	1012	5069	316.81	417	1618	101.13	7	557	307	55.1	3451	215.69	28	21
2001	1041	4937	308.56	406	1769	110.56	10	583	341	58.5	3168	198.00	14	20
2002	987	4985	311.56	413	1998	124.88	14	531	287	54.0	2987	186.69	24	24
2003	1036	5101	318.81	413	1701	106.31	10	589	326	55.3	3400	212.50	18	21
2004	967	5541	346.31	409	1878	117.38	12	518	314	60.6	3663	228.94	33	8
2005	969	4690	293.13	504	2010	125.63	10	430	252	58.6	2680	167.50	22	10
2006	1002	5134	320.88	441	1825	114.06	12	515	286	55.5	3309	206.81	25	23
2007	994	5013	313.31	424	1647	102.94	9	534	295	55.2	3366	210.38	23	19
2008	1003	5349	334.31	458	2105	131.56	20	518	287	55.4	3244	202.75	22	22
2009	948	4551	284.44	371	1333	83.31	5	540	294	54.4	3218	201.13	29	30
2010	969	4945	309.06	395	1838	114.88	6	527	296	56.2	3107	194.19	16	24
2011	1049	6585	411.56	383	1789	111.81	10	637	390	61.2	4796	299.75	29	31
2012	1033	5388	336.75	418	1896	118.50	12	568	313	55.1	3492	218.25	24	18
2013	1015	5956	372.25	432	2000	125.00	16	539	332	61.6	3956	247.25	30	11
2014	1054	5542	346.38	449	1919	119.94	11	564	333	59.0	3623	226.44	26	18
2015	1014	5547	346.69	420	1905	119.06	13	551	321	58.3	3642	227.63	20	16
2016	987	5823	363.94	376	1515	94.69	11	571	370	64.8	4308	269.25	32	17
2017	1014	5582	348.88	464	1793	112.06	10	513	348	67.8	3789	236.81	30	11
2018	1017	5670	354.38	446	1918	119.88	15	527	336	63.8	3752	234.50	30	7
2019	998	5642	352.63	411	1921	120.06	15	546	326	59.7	3721	232.56	19	17
2020	974	5344	334.00	397	1805	112.81	16	536	346	6				

TOP INDIVIDUAL SEASONS, RUSHING

AHMAN GREEN, 2003

Date	Opp	Att	Yds	TD
S 7	Min.	15	53	2
S 14	Det.	23	160	1
S 21	at Ari.	21	53	0
S 29	at ChiB.	19	176	2
O 5	Sea.	27	118	2
O 12	KC.	26	139	1
O 19	at StLR.	20	35	0
N 2	at Min.	21	137	0
N 10	Phi.	29	192	1
N 16	at TB.	21	109	1
N 23	SF.	27	154	0
N 27	at Det.	13	57	0
D 7	ChiB.	30	80	1
D 14	at SD.	19	75	1
D 22	at Oak.	24	127	1
D 28	Den.	20	218	2
16 games		355	1883	15

JIM TAYLOR, 1962

Date	Opp	Att	Yds	TD
S 16	Min.	17	75	0
S 23	StLC.	23	122	0
S 30	ChiB.	17	126	3
O 7	Det.	20	95	0
O 14	at Min.	17	164	0
O 21	SF.	17	160	2
O 28	at BalC.	16	68	1
N 4	at ChiB.	25	124	4
N 11	at Phi.	25	141	4
N 18	BalC.	19	46	0
N 22	at Det.	13	47	1
D 2	LARm.	16	71	2
D 9	at SF.	24	79	1
D 16	at LARm.	23	156	1
14 games		272	1474	19

AHMAN GREEN, 2001

Date	Opp	Att	Yds	TD
S 9	Det.	17	157	2
S 24	Was.	25	116	0
S 30	at Car.	19	53	0
O 7	at TB.	15	59	0
O 14	BalR.	20	54	1
O 21	at Min.	11	73	0
N 4	TB.	24	169	1
N 11	at ChiB.	18	93	0
N 18	Atl.	17	62	0
N 22	at Det.	22	102	1
D 3	at Jax.	17	31	0
D 9	ChiB.	29	125	1
D 16	at TenT.	10	11	0
D 23	CleB.	21	150	0
D 30	Min.	16	31	1
J 6	at NYG.	23	101	2
16 games		304	1387	9



Ahman Green

AHMAN GREEN, 2002

Date	Opp	Att	Yds	TD
S 8	Atl.	27	155	0
S 15	at NO.	17	81	0
S 22	at Det.	(inactive)		
S 29	Car.	17	73	0
O 7	at ChiB.	27	107	0
O 13	at NE.	31	136	1
O 20	Was.	24	88	3
N 4	Mia.	19	72	1
N 10	Det.	12	50	0
N 17	at Min.	18	71	1
N 24	at TB.	18	56	0
D 1	ChiB.	12	78	0
D 8	Min.	(inactive)		
D 15	at SF.	24	90	1
D 22	Buf.	26	116	0
D 29	at NYJ.	14	67	0
14 games		286	1240	7

RYAN GRANT, 2008

Date	Opp	Att	Yds	TD
S 8	Min.	12	92	0
S 14	at Det.	15	20	0
S 21	DalC.	13	54	0
S 28	at TB.	15	20	0
O 5	Atl.	18	83	0
O 12	at Sea.	33	90	0
O 19	Ind.	31	105	1
N 2	at TenT.	20	86	0
N 9	at Min.	16	75	1
N 16	ChiB.	25	145	1
N 24	at NO.	18	67	0
N 30	Car.	12	39	0
D 7	HouT.	19	104	1
D 14	at Jax.	21	56	0
D 22	at ChiB.	25	61	0
D 28	Det.	19	106	0
16 games		312	1203	4

EDDIE LACY, 2013

Date	Opp	Att	Yds	TD
S 8	at SF.	14	41	1
S 15	Was.	1	10	0
S 22	at Cin.	(inactive)		
O 6	Det.	23	99	0
O 13	at BalR.	23	120	0
O 20	CleB.	22	82	1
O 27	at Min.	29	94	1
N 4	ChiB.	22	150	1
N 10	Phi.	24	73	0
N 17	at NYG.	14	27	1
N 24	Min.	25	110	1
N 28	at Det.	10	16	0
D 8	Atl.	20	65	1
D 15	at DalC.	21	141	1
D 22	Pit.	15	84	2
D 29	at ChiB.	21	66	1
15 games		284	1178	11

1,000-YARD RUSHERS (25)

Year	Player	Att	Yards	Avg	TD
1949	T.Canadeo	208	1052	5.1	4
1960	J.Taylor	230	1101	4.8	11
1961	J.Taylor	243	1307	5.4	15
1962	J.Taylor	272	1474	5.4	19
1963	J.Taylor	248	1018	4.1	9
1964	J.Taylor	235	1169	5.0	12
1971	J.Brockington	216	1105	5.1	4
1972	J.Brockington	274	1027	3.7	8
1973	J.Brockington	265	1144	4.3	3
1978	T.Middleton	284	1116	3.9	11
1995	E.Bennett	316	1067	3.4	7
1997	D.Levens	329	1435	4.4	7
1999	D.Levens	279	1034	3.7	9
2000	A.Green	263	1175	4.5	10
2001	A.Green	304	1387	4.6	9
2002	A.Green	286	1240	4.3	7
2003	A.Green	355	1883	5.3	15
2004	A.Green	259	1163	4.5	7
2006	A.Green	266	1059	4.0	5
2008	R.Grant	312	1203	3.9	4
2009	R.Grant	282	1253	4.4	11
2013	E.Lacy	284	1178	4.1	11
2014	E.Lacy	246	1139	4.6	9
2019	A.Jones	236	1084	4.6	16
2020	A.Jones	201	1104	5.5	9

DORSEY LEVENS, 1997

Date	Opp	Att	Yds	TD
S 1	ChiB.	22	80	1
S 7	at Phi.	22	91	0
S 14	Mia.	21	121	0
S 21	Min.	17	79	0
S 28	at Det.	16	107	0
O 5	TB.	13	44	0
O 12	at ChiB.	12	74	0
O 27	at NE.	26	100	1
N 2	Det.	20	59	0
N 9	StLR.	21	81	0
N 16	at Ind.	14	103	2
N 23	DalC.	33	190	1
D 1	at Min.	31	108	2
D 7	at TB.	22	54	0
D 14	at Car.	17	73	0
D 20	Buf.	22	71	0
16 games		329	1435	7

RYAN GRANT, 2009

Date	Opp	Att	Yds	TD
S 13	ChiB.	16	61	1
S 20	Cin.	14	46	1
S 27	at StLR.	26	99	0
O 5	at Min.	11	51	0
O 18	Det.	24	90	0
O 25	at CleB.	27	148	1
N 1	Min.	10	30	0
N 8	at TB.	21	96	1
N 15	DalC.	19	79	0
N 22	SF.	21	129	1
N 26	at Det.	20	61	0
D 7	BalR.	18	41	0
D 13	at ChiB.	20	137	2
D 20	at Pit.	8	37	1
D 27	Sea.	16	97	2
J 3	at Ari.	11	51	1
16 games		282	1253	11

AHMAN GREEN, 2000

Date	Opp	Att	Yds	TD
S 3	NYJ.	12	41	0
S 10	at Buf.	11	46	0
S 17	Phi.	3	3	0
S 24	at Ari.	12	93	1
O 1	ChiB.	3	20	0
O 8	at Det.	22	69	0
O 15	SF.	11	40	2
O 29	at Mia.	15	94	0
N 6	Min.	23	68	1
N 12	at TB.	16	65	0
N 19	Ind.	24	153	0
N 27	at Car.	12	61	1
D 3	at ChiB.	20	69	2
D 10	Det.	27	118	1
D 17	at Min.	25	167	0
D 24	TB.	27	74	2
16 games		263	1175	10

TOP INDIVIDUAL SEASONS, PASSER RATING

AARON RODGERS, 2011 (122.5)

Date	Opp	A-C-I	Yds	TD
S 8	NO	35-27-0	312	3
S 18	at Car	30-19-0	308	2
S 25	at ChiB	38-28-1	297	3
O 2	Den	38-29-1	408	4
O 9	at Atl	39-26-0	396	2
O 16	StLR	29-18-1	316	3
O 23	at Min	30-24-0	335	3
N 6	at SD	26-21-0	247	4
N 14	Min	30-23-0	250	4
N 20	TB	34-23-1	299	3
N 24	at Det	33-22-0	307	2
D 4	at NYG	46-28-1	369	4
D 11	Oak	30-17-1	281	2
D 18	at KC	35-17-0	235	1
D 25	ChiB	29-21-0	283	5
J 1	Det	(inactive)		
15 games . . . 502-343-6				4643 45

AARON RODGERS, 2020 (121.5)

Date	Opp	A-C-I	Yds	TD
S 13	at Min	44-32-0	364	4
S 20	Det	30-18-0	240	2
S 27	at NO	32-21-0	283	3
O 5	Atl	33-27-0	327	4
O 18	at TB	35-16-2	160	0
O 25	at HouT	34-23-0	283	4
N 1	Min	41-27-0	291	3
N 5	at SF	31-25-0	305	4
N 15	Jax	34-24-1	325	2
N 22	at Ind	38-27-1	311	3
N 29	ChiB	29-21-0	211	4
D 6	Phi	34-25-0	295	3
D 13	at Det	33-26-0	290	3
D 19	Car	29-20-0	143	1
D 27	TenT	25-21-1	231	4
J 3	at ChiB	24-19-0	240	4
16 games . . . 526-372-5				4299 48

AARON RODGERS, 2012 (108.0)

Date	Opp	A-C-I	Yds	TD
S 9	SF	44-30-1	303	2
S 13	ChiB	32-22-1	219	1
S 24	at Sea	39-26-0	223	0
S 30	NO	41-31-1	319	4
O 7	at Ind	32-20-1	235	3
O 14	at HouT	37-24-0	338	6
O 21	at StLR	37-30-0	342	3
O 28	Jax	35-22-0	186	2
N 4	Ari	30-14-1	218	4
N 18	at Det	27-19-1	236	2
N 25	at NYG	25-14-1	219	1
D 2	Min	35-27-1	286	1
D 9	Det	24-14-0	173	0
D 16	at ChiB	36-23-0	291	3
D 23	TenT	38-27-0	342	3
D 30	at Min	40-28-0	365	4
16 games . . . 552-371-8				4295 39

BART STARR, 1966 (105.0)

Date	Opp	A-C-I	Yds	TD
S 10	BalC	19-14-1	138	0
S 18	at CleB	30-20-0	238	2
S 25	LARm	20-12-0	257	2
O 2	Det	19-11-0	212	2
O 9	at SF	26-18-1	287	2
O 16	at ChiB	18-8-0	80	0
O 23	Atl	13-8-0	217	1
O 30	at Det	13-11-0	154	1
N 6	Min	18-11-0	140	0
N 20	ChiB	5-3-0	53	0
N 27	at Min	31-20-0	149	2
D 4	SF	24-13-0	236	1
D 10	at BalC	15-7-0	96	1
D 18	at LARm	0-0-0	0	0
14 games . . . 251-156-3				2257 14

AARON RODGERS, 2013 (104.9)

Date	Opp	A-C-I	Yds	TD
S 8	at SF	37-21-1	333	3
S 15	Was	42-34-0	480	4
S 22	at Cin	43-26-2	244	1
O 6	Det	30-20-0	274	1
O 13	at BalR	32-17-1	315	1
O 20	CleB	36-25-0	260	3
O 27	at Min	29-24-0	285	2
N 4	ChiB	2-1-0	27	0
N 10	Phi	(inactive)		
N 17	at NYG	(inactive)		
N 24	Min	(inactive)		
N 28	at Det	(inactive)		
D 8	Atl	(inactive)		
D 15	at DalC	(inactive)		
D 22	Pit	(inactive)		
D 29	at ChiB	39-25-2	318	2
9 games . . . 290-193-6				2536 17

AARON RODGERS, 2016 (104.2)

Date	Opp	A-C-I	Yds	TD
S 11	at Jax	34-20-0	199	2
S 18	at Min	36-20-1	213	1
S 25	Det	24-15-0	205	4
O 9	NYG	45-23-2	259	2
O 16	DalC	42-31-1	294	2
O 20	ChiB	56-39-0	326	3
O 30	at Atl	38-28-0	296	4
N 6	Ind	43-26-1	247	3
N 13	at TenT	51-31-2	371	2
N 20	at Was	41-26-0	351	3
N 28	at Phi	39-30-0	313	2
D 4	HouT	30-20-0	209	2
D 11	Sea	23-18-0	246	3
D 18	at ChiB	31-19-0	252	0
D 24	Min	38-28-0	347	4
J 1	at Det	39-27-0	300	4
16 games . . . 610-401-7				4428 40

AARON RODGERS, 2009 (103.2)

Date	Opp	A-C-I	Yds	TD
S 13	ChiB	28-17-0	184	1
S 20	Cin	39-21-0	261	1
S 27	at StLR	23-13-0	269	2
O 5	at Min	37-26-1	384	2
O 18	Det	37-29-1	358	2
O 25	at CleB	20-15-0	246	3
N 1	Min	41-26-0	287	3
N 8	at TB	35-17-3	266	2
N 15	DalC	36-25-0	189	1
N 22	SF	45-32-0	344	2
N 26	at Det	39-28-0	348	3
D 7	BalR	40-26-2	263	3
D 13	at ChiB	24-16-0	180	0
D 20	at Pit	48-26-0	383	3
D 27	Sea	23-12-0	237	1
J 3	at Ari	26-21-0	235	1
16 games . . . 541-350-7				4434 30

AARON RODGERS, 2010 (101.2)

Date	Opp	A-C-I	Yds	TD
S 12	at Phi	31-19-2	188	2
S 19	BuF	29-19-0	255	2
S 27	at ChiB	45-34-1	316	1
O 3	Det	17-12-2	181	3
O 10	at Was	46-27-1	293	1
O 17	Mia	33-18-1	313	1
O 24	Min	34-21-2	295	2
O 31	at NYJ	34-15-0	170	0
N 7	DalC	34-27-0	289	3
N 21	at Min	31-22-0	301	4
N 28	at Atl	35-26-0	344	1
D 5	SF	30-21-0	298	3
D 12	at Det	11-7-1	46	0
D 19	at NE	(inactive)		
D 26	NYG	37-25-0	404	4
J 2	ChiB	28-19-1	229	1
15 games . . . 475-312-11				3922 28

BRETT FAVRE, 1995 (99.5)

Date	Opp	A-C-I	Yds	TD
S 3	StLR	51-29-3	299	2
S 11	at ChiB	37-21-1	312	3
S 17	NYG	25-14-0	141	2
S 24	at Jax	30-20-1	202	2
O 8	at DalC	41-21-1	295	1
O 15	Det	34-23-0	342	2
O 22	Min	43-22-0	295	4
O 29	at Det	43-26-3	304	0
N 5	at Min	30-17-2	177	1
N 12	ChiB	33-25-0	336	5
N 19	at CleB	28-23-0	210	3
N 26	TB	24-16-0	267	3
D 3	Cin	43-31-1	339	3
D 10	at TB	46-27-1	285	1
D 16	at NO	30-21-0	308	4
D 24	Pit	32-23-0	301	2
16 games . . . 570-359-13				4413 38

AARON RODGERS, 2018 (97.6)

Date	Opp	A-C-I	Yds	TD
S 9	ChiB	30-20-0	286	3
S 16	Min	42-30-0	281	1
S 23	at Was	44-27-0	265	2
S 30	BuF	40-22-1	298	1
O 7	at Det	52-32-0	442	3
O 15	SF	46-25-0	425	2
O 28	at LAR	30-18-0	286	1
N 4	at NE	43-24-0	259	2
N 11	Mia	28-19-0	199	2
N 15	at Sea	30-21-0	332	2
N 25	at Min	28-17-0	198	1
D 2	Ari	50-31-0	233	1
D 9	Atl	32-21-0	196	2
D 16	at ChiB	42-25-1	274	0
D 23	at NYJ	55-37-0	442	2
D 30	Det	5-3-0	26	0
16 games . . . 597-372-2				4442 25

4,000-YARD PASSERS (16)

Year	Player	Pct	Yds	TD	Int
1983	L.Dickey	59.7	4458	32	29
1989	D.Majkowski	58.9	4318	27	20
1995	B.Favre	63.0	4413	38	13
1998	B.Favre	63.0	4212	31	23
1999	B.Favre	57.3	4091	22	23
2004	B.Favre	64.1	4088	30	17
2007	B.Favre	66.5	4155	28	15
2008	A.Rodgers	63.6	4038	28	13
2009	A.Rodgers	64.7	4434	30	7
2011	A.Rodgers	68.3	4643	45	6
2012	A.Rodgers	67.2	4295	39	8
2014	A.Rodgers	65.6	4381	38	5
2014	A.Rodgers	65.7	4428	40	7
2018	A.Rodgers	62.3	4442	25	2
2019	A.Rodgers	62.0	4002	26	4
2020	A.Rodgers	70.7	4299	48	5

AARON RODGERS, 2014 (112.2)

Date	Opp	A-C-I	Yds	TD
S 4	at Sea	33-23-1	189	1
S 14	NYJ	42-25-0	346	3
S 21	at Det	27-16-0	162	1
S 28	at ChiB	28-22-0	302	4
O 2	Min	17-12-0	156	3
O 12	at Mia	42-24-0	264	3
O 19	Car	22-19-0	255	3
O 26	at NO	39-28-2	418	1
N 9	ChiB	27-18-0	315	6
N 16	Phi	36-22-0	341	3
N 23	at Min	29-19-0	209	2
N 30	NE	38-24-0	368	2
D 8	Atl	36-24-0	327	3
D 14	at BuF	42-17-2	185	0
D 21	at TB	40-31-0	318	1
D 28	Det	22-17-0	226	2
16 games . . . 520-341-5				4381 38

TOP INDIVIDUAL SEASONS, RECEPTIONS

DAVANTE ADAMS, 2020

Date	Opp	No	Yds	TD
S 13 at Min		14	156	2
S 20 Det		3	36	0
S 27 at NO	(inactive)			
O 5 Atl	(inactive)			
O 18 at TB		6	61	0
O 25 at HouT		13	196	2
N 1 Min		7	53	3
N 5 at SF		10	173	1
N 15 Jax		8	66	1
N 22 at Ind		7	106	1
N 29 ChiB		6	61	1
D 6 Phi		10	121	2
D 13 at Det		7	115	1
D 19 Car		7	42	0
D 27 TenT		11	142	3
J 3 at ChiB		6	46	1
14 games		115	1374	18

STERLING SHARPE, 1993

Date	Opp	No	Yds	TD
S 5 LARm		7	120	1
S 12 Phi		7	72	1
S 26 at Min		5	46	0
O 3 at DalC		4	34	0
O 10 Den		10	70	0
O 24 at TB		10	147	4
O 31 ChiB		7	75	1
N 8 at KC		7	76	0
N 14 at NO		6	79	0
N 21 Det		7	75	0
N 28 TB		6	43	1
D 5 at ChiB		10	114	1
D 12 at SD		7	65	0
D 19 Min		6	106	1
D 26 LARd		7	119	1
J 2 at Det		6	33	0
16 games		112	1274	11

DAVANTE ADAMS, 2018

Date	Opp	No	Yds	TD
S 9 ChiB		5	88	1
S 16 Min		8	64	1
S 23 at Was		7	52	1
S 30 Buf		8	81	0
O 7 at Det		9	140	1
O 15 SF		10	132	2
O 28 at LAR		5	133	0
N 4 at NE		6	40	1
N 11 Mia		4	57	2
N 15 at Sea		10	166	0
N 25 at Min		5	69	1
D 2 Ari		8	93	1
D 9 Atl		7	81	1
D 16 at ChiB		8	119	0
D 23 at NYJ		11	71	1
D 30 Det	(inactive)			
15 games		111	1386	13

STERLING SHARPE, 1992

Date	Opp	No	Yds	TD
S 6 Min		8	99	1
S 13 at TB		5	62	0
S 20 Cin		7	109	1
S 27 Pit		2	93	1
O 4 at Atl		9	107	1
O 18 at CleB		4	48	0
O 25 ChiB		9	144	1
N 1 at Det		6	84	1
N 8 at NYG		11	160	0
N 15 Phi		7	116	1
N 22 at ChiB		5	79	1
N 29 TB		9	52	0
D 6 Det		6	107	2
D 13 at HouO		6	46	1
D 20 LARm		8	110	2
D 27 at Min		6	45	0
16 games		108	1461	13

ROBERT BROOKS, 1995

Date	Opp	No	Yds	TD
S 3 StLR		8	70	0
S 11 at ChiB		8	161	2
S 17 NYG		5	47	1
S 24 at Jax		4	30	1
O 8 at DalC		10	124	0
O 15 Det		4	66	1
O 22 Min		2	41	0
O 29 at Det		6	127	1
N 5 at Min		9	120	0
N 12 ChiB		6	138	2
N 19 at CleB		5	48	0
N 26 TB		6	114	2
D 3 Cin		4	34	0
D 10 at TB		9	122	0
D 16 at NO		5	118	2
D 24 Pit		11	137	1
16 games		102	1497	13

JORDY NELSON, 2014

Date	Opp	No	Yds	TD
S 4 at Sea		9	83	0
S 14 NYJ		9	209	1
S 21 at Det		5	59	0
S 28 at ChiB		10	108	2
O 2 Min		1	66	1
O 12 at Mia		9	107	1
O 19 Car		4	80	1
O 26 at NO		3	25	0
N 9 ChiB		6	152	2
N 16 Phi		4	109	1
N 23 at Min		8	68	0
N 30 NE		2	53	1
D 8 Atl		8	146	2
D 14 at Buf		5	55	0
D 21 at TB		9	113	1
D 28 Det		6	86	0
16 games		98	1519	13

JORDY NELSON, 2016

Date	Opp	No	Yds	TD
S 11 at Jax		6	32	1
S 18 at Min		5	73	1
S 25 Det		6	101	2
O 9 NYG		4	38	1
O 16 DalC		5	68	0
O 20 ChiB		1	9	0
O 30 at Atl		4	94	1
N 6 Ind		7	94	1
N 13 at TenT		12	126	1
N 20 at Was		3	28	1
N 28 at Phi		8	91	0
D 4 HouT		8	118	1
D 11 Sea		6	41	2
D 18 at ChiB		7	124	0
D 24 Min		9	154	2
J 1 at Det		6	66	0
16 games		97	1257	14



Sterling Sharpe

STERLING SHARPE, 1994

Date	Opp	No	Yds	TD
S 4 Min		7	53	1
S 11 Mia		5	48	1
S 18 at Phi		6	108	0
S 25 TB		5	43	1
O 2 at NE		9	132	1
O 9 LARm		7	62	1
O 20 at Min		3	16	0
O 31 at ChiB		3	43	0
N 6 Det		5	27	0
N 13 NYJ		1	13	0
N 20 at Buf		5	86	2
N 24 at DalC		9	122	4
D 4 at Det		10	115	1
D 11 ChiB		7	86	2
D 18 Atl		3	33	1
D 24 at TB		9	132	3
16 games		94	1119	18

DONALD DRIVER, 2006

Date	Opp	No	Yds	TD
S 10 ChiB		7	96	0
S 17 NO		8	153	0
S 24 at Det		3	20	1
O 2 at Phi		5	50	0
O 8 StLR		3	24	0
O 22 at Mia		10	93	1
O 29 Ari		5	48	0
N 5 at Buf		9	96	1
N 12 at Min		6	191	1
N 19 NE		2	42	0
N 27 at Sea		3	89	1
D 3 NYJ		3	41	1
D 10 at SF		9	160	1
D 17 Det		7	70	0
D 21 Min		9	99	0
D 31 at ChiB		3	23	1
16 games		92	1295	8

1,000-YARD RECEIVERS (37)

Year	Player	No	Yards	Avg	TD
1942	D.Hutson	74	1215	16.4	17
1952	B.Howton	53	1231	23.2	13
1956	B.Howton	55	1188	21.6	12
1980	J.Lofton	71	1226	17.3	4
1981	J.Lofton	71	1294	18.2	8
1983	J.Lofton	58	1300	22.4	8
1984	J.Lofton	62	1361	22.0	7
1985	J.Lofton	68	1433	16.7	4
1989	S.Sharpe	90	1423	15.8	12
1990	S.Sharpe	67	1105	16.5	6
1992	S.Sharpe	108	1461	13.5	13
1993	S.Sharpe	112	1274	11.4	11
1994	S.Sharpe	94	1119	11.9	18
1995	R.Brooks	102	1497	14.7	13
1997	A.Freeman	81	1243	15.3	12
	R.Brooks	60	1010	16.8	7
1998	A.Freeman	84	1424	17.0	14
1999	A.Freeman	74	1074	14.5	6
1999	B.Schroeder	74	1451	14.2	5
2002	D.Driver	70	1064	15.2	9
2004	D.Walker	89	1382	15.5	12
	D.Driver	84	1208	14.4	9

100-CATCH SEASONS (5)

Year	Player	No	Yards	Avg	TD
1992	S.Sharpe	108	1461	13.5	13
1993	S.Sharpe	112	1274	11.4	11
1995	R.Brooks	102	1497	14.7	13
2018	D.Adams	111	1386	12.5	13
2020	D.Adams	115	1374	11.9	18

100 YARDS RUSHING

Date	Opp	Player	Att	Yds	Date	Opp	Player	Att	Yds	Date	Opp	Player	Att	Yds
12/03/33	at Phi	C.Hinkle	15	116	11/03/41	at Min	J.Brockington	23	148	10/13/02	at Min	A.Green	31	138
11/28/35	at ChiB	B.Monnett	12	107	11/05/72	at SF	J.Brockington	24	133	12/22/02	at Buf	A.Green	26	116
11/01/36	at ChiB	C.Hinkle	13	109	11/19/72	at HouO	M.Lane	16	126	09/14/03	at Det	A.Green	23	160
10/08/39	at ChiC	A.Uram	2	108	12/10/72	at Min	J.Brockington	25	114	09/29/03	at ChiB	A.Green	19	118
11/10/40	at ChiC	C.Isbell	11	118	09/23/73	at Det	J.Brockington	22	118	10/05/03	at Sea	A.Green	27	176
10/26/41	at Det	A.Uram	7	103	10/14/73	at KC	J.Brockington	15	106	10/12/03	at KC	A.Green	26	139
11/22/42	at NYG	T.Fritsch	9	111	11/11/73	at StLC	J.Brockington	28	137	11/02/03	at Min	A.Green	21	137
10/31/43	at NYG	T.Canadeo	18	122	12/08/73	at Min	J.Brockington	27	124	11/10/03	at Phi	A.Green	29	192
10/22/44	at CleR	T.Canadeo	12	107	12/16/73	at ChiB	J.Brockington	22	142	11/16/03	at TB	A.Green	21	109
10/26/47	at Det	E.Cody	9	111			M.Lane	19	101	11/23/03	at SF	A.Green	27	154
10/03/48	at Det	T.Canadeo	17	118	11/17/74	at Min	J.Brockington	32	137	12/22/03	at Oak	A.Green	24	127
10/17/48	at LARm	T.Canadeo	16	105	11/30/75	at ChiB	J.Brockington	26	111	11/22/03	at Den	A.Green	20	218
10/07/49	at NYB	T.Canadeo	16	100	10/03/76	at Det	W.Harrell	17	111	09/13/04	at Car	A.Green	33	119
10/23/49	at LARm	T.Canadeo	26	122	09/10/78	at NO	T.Middletown	19	114	09/19/04	at ChiB	A.Green	24	128
10/30/49	at Det	T.Canadeo	21	117	10/01/78	at Det	T.Middletown	11	148	10/24/04	at DalC	A.Green	15	163
11/20/49	at Pit	T.Canadeo	21	116	10/15/78	at Sea	T.Middletown	23	121	11/14/04	at Min	A.Green	21	145
11/27/49	at ChiC	T.Canadeo	20	122	11/26/78	at Min	T.Middletown	39	110	11/29/04	at SLR	N.Davenport	19	178
10/01/50	at ChiB	L.Coutre	8	101	09/09/79	at NO	S.Atkins	12	110	11/13/05	at Atl	S.Gado	25	103
10/08/50	at NYB	B.Grimes	10	167	10/14/79	at Det	N.Simpson	19	121	11/27/05	at Phi	S.Gado	26	111
11/18/51	at ChiB	T.Rote	14	150	11/17/79	at Min	T.Middletown	27	135	12/11/05	at Det	S.Gado	29	171
11/22/51	at Det	T.Rote	15	111	11/23/80	at Min	E.Ivery	24	145	09/10/06	at ChiB	A.Green	20	110
10/12/52	at LARm	T.Rote	14	106			G.Ellis	15	101	10/08/06	at SLR	N.Herron	20	106
10/31/53	at BalC	F.Reid	9	120	11/01/81	at Sea	G.Ellis	23	127	10/22/06	at Mia	A.Green	18	118
11/13/54	at BalC	H.Ferguson	15	112	09/12/82	at LARm	E.Ivery	17	109	10/29/06	at Ari	A.Green	21	106
10/02/55	at ChiB	H.Ferguson	15	153	12/04/83	at ChiB	G.Ellis	18	141			V.Morency	11	101
11/06/55	at ChiB	H.Ferguson	17	120	10/28/84	at Det	E.Ivery	9	116	11/05/06	at Buf	A.Green	23	122
11/03/57	at NYG	P.Hornung	16	112	11/11/84	at Min	G.Ellis	9	110	12/03/06	at NYJ	A.Green	14	102
10/19/58	at Was	H.Ferguson	11	100	09/29/85	at StLC	J.Clark	9	112	10/29/07	at Den	R.Grant	22	104
12/07/58	at SF	J.Taylor	22	137	11/10/85	at Min	E.Ivery	15	111	11/11/07	at Min	R.Grant	25	119
10/11/59	at SF	P.Hornung	28	138	12/01/85	at TB	E.Ivery	9	101	11/22/07	at Det	R.Grant	15	101
12/13/59	at SF	L.Carpenter	16	113			E.Ivery	19	109	12/09/07	at Oak	R.Grant	29	156
10/02/60	at Det	J.Taylor	26	151	10/18/87	at Phi	K.Wilhite	16	100	12/23/07	at ChiB	R.Grant	14	100
10/30/60	at Pit	J.Taylor	25	105	10/25/87	at Det	K.Davis	23	129	12/30/07	at Det	B.Jackson	20	113
11/13/60	at DalC	J.Taylor	15	121	10/09/88	at NE	B.Fullwood	14	118	10/19/08	at Ind	R.Grant	31	105
11/20/60	at LARm	T.Moore	11	105	10/17/89	at NO	B.Fullwood	18	125	11/16/08	at ChiB	R.Grant	25	145
12/04/60	at ChiB	J.Taylor	24	140	10/08/89	at DalC	B.Fullwood	28	119	12/07/08	at HouT	R.Grant	19	104
12/10/60	at SF	J.Taylor	27	161	12/17/89	at ChiB	K.Woodside	10	116	12/28/08	at Det	R.Grant	19	106
10/01/61	at ChiB	J.Taylor	19	130	11/01/92	at Det	V.Workman	23	101			D.Wynn	7	106
10/08/61	at BalC	P.Hornung	11	111	11/22/92	at ChiB	E.Bennett	29	107	10/25/09	at CleB	R.Grant	27	148
10/15/61	at CleB	J.Taylor	21	158	10/24/93	at TB	D.Thompson	21	105	11/22/09	at SF	R.Grant	21	129
10/22/61	at Min	T.Moore	16	139	12/26/93	at LARd	D.Thompson	21	101	12/13/09	at ChiB	R.Grant	20	137
12/03/61	at NYG	J.Taylor	27	186	10/31/94	at ChiB	E.Bennett	26	105	10/10/10	at Was	B.Jackson	10	115
12/10/61	at SF	J.Taylor	22	122	12/11/94	at ChiB	E.Bennett	22	106	09/15/13	at Was	J.Starks	20	132
09/23/62	at StLC	J.Taylor	23	122	12/24/94	at TB	E.Bennett	21	100	09/21/13	at Cin	J.Franklin	13	103
09/30/62	at ChiB	J.Taylor	17	126	10/29/95	at Det	E.Bennett	22	121	10/13/13	at BalR	E.Lacy	23	120
10/14/62	at Min	J.Taylor	17	164	12/22/96	at Min	E.Bennett	18	109	11/04/13	at ChiB	E.Lacy	22	150
10/21/62	at SF	J.Taylor	17	160	09/14/97	at Mia	D.Levens	21	121	11/24/13	at Min	E.Lacy	25	110
11/04/62	at ChiB	J.Taylor	25	124	09/28/97	at Det	D.Levens	16	107	12/15/13	at DalC	E.Lacy	21	141
11/11/62	at Phi	J.Taylor	25	141	10/27/97	at NE	D.Levens	26	100	10/02/14	at Min	E.Lacy	23	105
12/16/62	at LARm	J.Taylor	23	156	11/16/97	at Ind	D.Levens	14	103	11/23/14	at Min	E.Lacy	25	125
09/22/63	at Det	T.Moore	17	122	11/23/97	at DalC	D.Levens	33	190	12/28/14	at Det	E.Lacy	26	100
10/27/63	at BalC	J.Taylor	26	107	11/20/97	at Min	D.Levens	31	108	10/18/15	at SD	J.Starks	10	112
11/03/63	at Pit	J.Taylor	30	141	11/15/98	at NYG	D.Holmes	27	111	11/22/15	at Min	E.Lacy	22	100
11/24/63	at SF	J.Taylor	15	119	11/29/98	at Phi	D.Holmes	26	163	11/26/15	at ChiB	E.Lacy	17	105
12/07/63	at LARm	J.Taylor	17	113	12/13/98	at ChiB	D.Levens	15	105	12/13/15	at DalC	E.Lacy	24	124
10/11/64	at SF	J.Taylor	23	133	09/19/99	at Det	D.Levens	29	153	09/25/16	at Det	E.Lacy	17	103
11/01/64	at Min	J.Taylor	17	108	11/01/99	at Sea	D.Levens	24	104	12/18/16	at ChiB	T.Montgomery	16	162
11/08/64	at Det	J.Taylor	19	145	12/05/99	at ChiB	D.Parker	19	113	10/08/17	at DalC	A.Jones	19	125
12/13/64	at LARm	J.Taylor	17	165	01/02/00	at Ari	D.Levens	24	146	10/22/17	at NO	A.Jones	17	131
11/21/65	at Min	J.Taylor	25	111	11/19/00	at Ind	A.Green	24	153	12/03/17	at TB	J.Williams	21	113
09/24/67	at ChiB	J.Grabowski	32	111	12/10/00	at Det	A.Green	27	118	11/1/18	at Mia	A.Jones	15	145
10/22/67	at NYG	J.Grabowski	21	123	12/17/00	at Min	A.Green	25	161	09/15/19	at Min	A.Jones	23	116
11/12/67	at CleB	B.Wilson	16	100	09/09/01	at Det	A.Green	17	157	10/06/19	at DalC	A.Jones	19	107
10/06/68	at Atl	D.Anderson	15	101	09/24/01	at Was	A.Green	25	116	10/14/19	at Det	J.Williams	14	104
10/26/69	at Atl	D.Anderson	18	114	11/04/01	at TB	A.Green	24	169	12/08/19	at Was	A.Jones	16	134
10/12/70	at SD	T.Williams	21	109	11/22/01	at Det	A.Green	22	102	12/23/19	at Min	A.Jones	23	154
11/01/70	at SF	D.Anderson	15	105	12/09/01	at ChiB	A.Green	29	125	12/29/19	at Det	A.Jones	25	100
10/03/71	at Cin	J.Brockington	19	120	12/23/01	at CleB	A.Green	21	150	09/20/20	at Det	A.Jones	18	168
11/01/71	at Det	J.Brockington	16	111	11/06/02	at NYG	A.Green	23	101	10/26/20	at Phi	A.Jones	15	130
11/07/71	at ChiB	J.Brockington	30	142	09/08/02	at Atl	A.Green	27	155	12/19/20	at Car	A.Jones	20	145
					10/07/02	at ChiB	A.Green	27	107	12/27/20	at TenT	A.Dillon	21	124

100-yard rushers (54 players, 212 games): A.Green 33, J.Taylor 26, J.Brockington 13, R.Grant 12, A.Jones 11, E.Lacy 11, D.Levens 10, T.Canadeo 9, E.Bennett 6, G.Ellis 5, E.Ivery 5, T.Middletown 5, H.Ferguson 4, D.Anderson 3, B.Fullwood 3, S.Gado 3, P.Hornung 3, T.Moore 3, J.Grabowski 2, C.Hinkle 2, D.Holmes 2, B.Jackson 2, M.Lane 2, J.Starks 2, D.Thompson 2, A.Uram 2, J.Williams 2, S.Atkins 1, J.Carpenter 1, J.Clark 1, E.Cody 1, L.Coutre 1, N.Davenport 1, K.Davis 1, A.Dillon 1, J.Franklin 1, T.Fritsch 1, B.Grimes 1, W.Harrell 1, N.Herron 1, C.Isbell 1, B.Monnett 1, T.Montgomery 1, V.Morency 1, D.Parker 1, F.Reid 1, N.Simpson 1, K.Wilhite 1, T.Williams 1, B.Wilson 1, K.Woodside 1, V.Workman 1, D.Wynn 1.

100 YARDS RECEIVING

Date	Opp	Player	No	Yds	Date	Opp	Player	No	Yds	Date	Opp	Player	No	Yds
10/06/35	at PitP	D.Hutson	4	109	11/08/42	at CleR	D.Hutson	13	209	10/28/45	at ChiC	D.Hutson	7	141
10/27/35	at ChiB	D.Hutson	5	103	11/01/42	at ChiC	D.Hutson	5	207	10/19/47	at Was	N.Luhn	9	140
11/10/35	at Det	J.B-McNally	3	100			A.Uram	4	174	11/30/47	at LARm	C.Goodnight	5	107
11/07/37	at ChiB	D.Hutson	5	140	11/15/42	at ChiB	D.Hutson	10	117	12/14/47	at Phi	N.Luhn	8	135
10/30/38	at CleR	D.Hutson	6	148	11/22/42	at NYG	D.Hutson	14	134	10/24/48	at Was	C.Goodnight	5	117
10/08/39	at ChiC	D.Hutson	3	126	10/31/43	at NYG	D.Hutson	8	103	10/19/50	at NYJ	A.Baldwin	3	106
10/22/39	at Det	D.Hutson	2	111			H.Jacunski	5	124	10/28/51	at NYG	J.Girard	4	130
11/12/39	at Phi	D.Hutson	5	112	11/14/43	at ChiC	H.Jacunski	3	127	12/16/51	at LARm	B.Mann	11	123
11/19/39	at BrkD	D.Hutson	3	149	11/21/43	at BrkD	D.Hutson	8	230	10/05/52	at Was	B.Howton	13	128
10/13/40	at CleR	C.Mulleneaux	4	111	10/08/44	at C-Pit	D.Hutson	11	207	10/12/52	at LARm	B.Howton	7	156
10/12/41	at BrkD	D.Hutson	8	126	11/12/44	at CleR	D.Hutson	5	107	10/26/52	at Det	B.Howton	7	151
11/30/41	at Was	D.Hutson	9	135	10/07/45	at Det	D.Hutson	6	144	11/27/52	at Det	B.Howton	7	123
09/27/42	at ChiB	D.Hutson	8	147	10/14/45	at CleR	D.Hutson	7	110	12/07/52	at LARm	B.Howton	6	200
10/11/42	at Det	D.Hutson	5	149	10/21/45	at BosY	D.Hutson	6	169	12/14/52	at SF	B.Howton	8	162

100 YARDS RECEIVING

CONTINUED

Date	Opp	Player	No	Yds	Date	Opp	Player	No	Yds	Date	Opp	Player	No	Yds
10/04/53	ChiB	B.Bailey	4	100	11/67/80	at NYG	J.Lofton	8	175	12/16/95	at NO	R.Brooks	5	118
10/11/53	LARm	C.Rush	7	101	12/07/80	at ChiB	J.Lofton	6	111	12/24/95	Pit	R.Brooks	11	137
11/08/53	at ChiB	B.Mann	6	101	09/13/81	Atl	J.Lofton	8	179	09/09/96	Phi	R.Brooks	5	130
10/03/54	ChiB	B.Howton	4	100	09/27/81	Min	J.Jefferson	7	121	09/15/96	SD	R.Brooks	8	108
10/17/54	LARm	B.Howton	5	105			J.Lofton	8	101	09/29/96	at Sea	A.Freeman	7	108
10/24/54	at BalC	B.Howton	11	147	11/22/81	at TB	J.Lofton	6	102	10/06/96	at ChiB	A.Freeman	7	146
10/30/54	at Phi	M.McGee	3	104	11/29/81	at Min	J.Lofton	7	159	10/14/96	SF	D.Beebe	11	220
11/21/54	Det	B.Howton	7	101	12/06/81	Det	J.Jefferson	8	113	11/03/96	Det	D.Beebe	4	106
12/12/54	at LARm	M.McGee	9	105	09/12/82	LARm	J.Jefferson	6	116	11/01/96	ChiB	A.Freeman	10	156
10/16/55	LARm	B.Howton	8	158	09/20/82	at NYG	J.Lofton	4	101	12/08/96	Den	A.Freeman	9	175
10/21/56	ChiB	B.Howton	7	257	12/19/82	at BalC	J.Jefferson	5	101	09/21/97	Min	A.Freeman	7	122
11/11/56	at LARm	B.Howton	4	151	12/26/82	at Atl	J.Lofton	3	146	09/28/97	at Det	R.Brooks	9	164
11/18/56	SF	B.Howton	3	121	01/02/83	at Det	J.Lofton	7	128	11/09/97	SiLR	A.Freeman	7	160
11/22/56	at Det	H.Ferguson	7	106	09/04/83	at HouO	J.Lofton	8	154	11/16/97	at Ind	D.Mayes	3	119
09/29/57	ChiB	B.Howton	8	165	09/11/83	Pit	J.Lofton	5	169	12/14/97	at Car	A.Freeman	10	166
11/03/57	NYG	B.Howton	4	111	11/02/83	TB	J.Lofton	4	112	09/06/98	Det	A.Freeman	4	110
10/19/58	at Was	B.Howton	5	130	10/17/83	Was	P.Coffman	6	124	10/15/98	at Det	A.Freeman	6	126
10/26/58	Phi	M.McGee	6	100			G.Ellis	4	105	10/25/98	BalR	A.Freeman	9	103
10/04/59	Det	M.McGee	3	124	11/06/83	CleB	J.Jefferson	7	102	11/01/98	SF	A.Freeman	7	193
10/25/59	at BalC	M.McGee	3	110	11/27/83	at Atl	J.Lofton	7	161	11/29/98	Phi	B.Schroeder	5	128
11/15/59	at BalC	B.Dowler	8	147	12/04/83	ChiB	J.Lofton	6	120	12/13/98	ChiB	A.Freeman	8	103
11/26/59	at Det	B.Dowler	4	107	12/18/83	at ChiB	P.Coffman	4	122	12/20/98	TenO	A.Freeman	7	186
10/23/60	SF	M.McGee	5	110	09/02/84	SiLR	J.Lofton	7	134	09/12/99	Oak	A.Freeman	7	111
12/04/60	at ChiB	M.McGee	6	121	10/07/84	SD	P.Coffman	8	104	10/10/99	TB	A.Freeman	7	152
12/17/60	at Atl	M.McGee	4	125			J.Lofton	5	158			B.Schroeder	7	158
09/17/61	Det	M.McGee	7	127	10/15/84	at Den	J.Lofton	11	206	11/01/99	Sea	C.Bradford	3	106
10/15/61	at CleB	M.McGee	2	100	10/21/84	Sea	J.Lofton	5	162	11/14/99	at DalC	A.Freeman	6	110
10/22/61	at Min	B.Dowler	2	100	11/11/84	Min	J.Lofton	4	119	10/10/01	ChiB	B.Schroeder	8	108
10/29/61	Min	B.Dowler	5	121	11/18/84	LARm	J.Lofton	6	129	10/15/00	SF	A.Freeman	6	116
		M.McGee	6	102	10/06/85	Det	J.Lofton	10	151	11/06/00	Min	A.Freeman	5	118
10/14/62	at Min	B.Dowler	7	124	10/21/85	at ChiB	J.Lofton	7	103	11/19/00	Ind	B.Schroeder	8	155
		M.McGee	10	159	11/10/85	at Min	P.Epps	6	118	12/03/00	at ChiB	B.Schroeder	6	119
11/11/62	at Phi	B.Dowler	7	101	12/01/85	TB	J.Lofton	6	106	09/09/01	Det	B.Schroeder	4	104
		M.McGee	7	174	09/14/86	at NO	J.Lofton	8	100	10/07/01	at TB	B.Schroeder	4	119
10/13/63	at Min	M.McGee	5	104	10/05/86	Cin	J.Lofton	7	109	10/14/01	BalR	A.Freeman	9	138
11/10/63	Min	B.Dowler	8	134	11/23/86	at ChiB	E.West	5	103	11/11/01	at ChiB	B.Schroeder	4	100
11/28/63	at Det	B.Dowler	9	178	11/27/86	at Det	W.Stanley	4	124	11/18/01	Atl	C.Bradford	3	117
12/07/63	at LARm	M.McGee	7	105	10/18/87	Phi	L.Morris	6	132	12/03/01	at Jax	A.Freeman	3	104
12/14/63	at SF	B.Dowler	8	188	10/25/87	at Det	W.Stanley	6	150			B.Schroeder	6	106
10/04/64	ChiB	B.Dowler	6	128	11/08/87	ChiB	P.Epps	6	139	01/06/02	at NYG	C.Bradford	3	111
10/18/64	at Min	M.McGee	4	123	12/27/87	at NO	W.Stanley	4	109			B.Schroeder	5	102
11/15/64	at SF	M.McGee	6	139	09/25/88	ChiB	S.Sharpe	7	137	10/07/02	at ChiB	D.Driver	4	120
09/19/65	at Pit	B.Dowler	6	104	10/02/88	at TB	W.Stanley	6	107			T.Glenn	8	154
10/17/65	at Det	C.Dale	3	108	10/16/88	at Min	W.Stanley	5	101	11/10/02	Det	D.Driver	11	130
		B.Long	4	106	11/20/88	Det	S.Sharpe	8	124	11/17/02	at Min	D.Driver	4	121
11/28/65	at LARm	E.Pitts	4	111	12/11/88	Min	P.Kemp	6	108	12/08/02	SD	R.Ferguson	6	105
12/12/65	at BalC	P.Hornung	2	115	09/17/89	NO	S.Sharpe	8	107	12/14/03	at Min	D.Driver	8	112
12/19/65	at SF	B.Dowler	6	117	09/24/89	at LARm	S.Sharpe	8	164	12/22/03	at Oak	J.Walker	4	124
10/23/66	Atl	C.Dale	4	110	10/08/89	DalC	S.Sharpe	6	132	09/19/04	ChiB	J.Walker	7	102
12/04/66	SF	C.Dale	3	142	10/29/89	Det	S.Sharpe	7	105	09/26/04	at Ind	J.Walker	11	200
12/18/66	at LARm	C.Dale	3	121	11/26/89	Min	S.Sharpe	10	157	10/11/04	TenT	D.Driver	10	150
09/17/67	Det	C.Dale	4	109	12/03/89	at TB	S.Sharpe	8	169			J.Walker	8	159
10/01/67	Atl	B.Dowler	8	105	10/07/90	at ChiB	S.Sharpe	5	129	10/17/04	at Det	D.Driver	9	110
11/12/67	CleB	D.Anderson	5	103	10/14/90	at TB	S.Sharpe	7	139	10/24/04	DalC	J.Walker	8	129
11/26/67	ChiB	B.Dowler	6	105	11/18/90	at Pho	S.Sharpe	10	157	11/21/04	at HouT	D.Driver	10	148
12/03/67	at Min	B.Dowler	3	100	10/22/90	Det	E.West	7	103	12/19/04	at Min	J.Walker	11	152
09/15/68	ChiB	B.Dowler	5	110	11/10/91	Buf	S.Sharpe	8	133	12/24/04	at Jax	J.Walker	11	182
09/29/68	Det	C.Dale	6	205	09/20/92	Cin	S.Sharpe	7	109	09/18/05	CleB	D.Driver	6	105
11/17/68	NO	C.Dale	8	161	10/04/92	at Atl	S.Sharpe	9	147	10/23/05	at Min	D.Driver	8	114
12/15/68	ChiB	B.Dowler	8	182	10/25/92	ChiB	S.Sharpe	9	104	11/13/05	at Atl	D.Driver	10	114
10/12/69	at Det	C.Dale	7	167	11/08/92	at NYG	S.Sharpe	11	160	12/25/05	ChiB	D.Driver	6	107
10/19/69	at LARm	B.Dowler	6	100	11/15/92	Phi	S.Sharpe	7	116	01/01/06	Sea	D.Driver	6	118
11/02/69	at Pit	C.Dale	7	134	12/06/92	Det	S.Sharpe	6	107	09/17/06	NO	D.Driver	8	153
12/21/69	StLR	C.Dale	9	195	12/20/92	LARm	S.Sharpe	8	110	09/24/06	at Det	G.Jennings	3	101
		B.Dowler	6	102	09/05/93	LARm	S.Sharpe	7	120	10/08/06	SiLR	G.Jennings	5	105
09/27/70	Atl	C.Dale	4	186	10/10/93	Den	J.Harris	5	128	11/12/06	at Min	D.Driver	6	191
12/13/70	at ChiB	C.Dale	8	128	10/24/93	at TB	S.Sharpe	10	147	12/10/06	at SF	D.Driver	9	160
10/17/71	Min	C.Dale	8	151	12/05/93	at ChiB	S.Sharpe	10	114	12/31/06	at ChiB	R.Martin	7	118
09/29/75	NYG	K.Payne	12	167	12/19/93	Min	S.Sharpe	6	106	09/23/07	SD	D.Driver	6	126
11/23/75	Det	K.Payne	4	103	12/26/93	LARd	S.Sharpe	7	119	10/29/07	at Den	G.Jennings	6	141
10/24/76	at Oak	K.Payne	6	120	09/18/94	at Phi	S.Sharpe	6	108			D.Jones	3	107
11/28/76	ChiB	O.Smith	4	121	10/02/94	at NE	S.Sharpe	9	132	11/22/07	at Det	D.Driver	10	147
11/13/77	LARm	S.Odom	4	115	11/24/94	at Det	S.Sharpe	9	122	12/09/07	Oak	G.Jennings	2	100
09/10/78	NO	J.Lofton	3	107	12/04/94	at DalC	S.Sharpe	10	115	09/14/08	at Det	G.Jennings	6	167
10/01/78	Det	A.Thompson	3	111			A.Morgan	6	103	09/21/08	DalC	G.Jennings	8	115
10/21/79	at TB	P.Coffman	7	106	12/11/94	ChiB	R.Brooks	6	105	09/28/08	at TB	G.Jennings	6	109
10/28/79	at Mia	P.Coffman	5	116	12/18/94	Atl	E.Bennett	8	101	11/02/08	at TenT	D.Driver	7	136
11/04/79	NYG	J.Lofton	6	114	12/24/94	at TB	S.Sharpe	9	132	11/24/08	at NO	G.Jennings	8	107
11/18/79	at Buf	J.Lofton	4	112	09/11/95	at ChiB	R.Brooks	8	161	12/14/08	at Jax	J.Jones	4	132
12/09/79	ChiB	J.Lofton	6	112	10/08/95	at DalC	R.Brooks	10	124	12/28/08	Det	D.Driver	6	111
10/05/80	Cin	J.Lofton	8	114	10/22/95	Min	M.Chmura	5	107			G.Jennings	5	101
10/12/80	at TB	P.Coffman	9	109	10/29/95	at Det	R.Brooks	6	121	09/13/09	ChiB	G.Jennings	6	106
		E.Ivery	11	128	11/05/95	Min	R.Brooks	9	120	09/27/09	at SiLR	G.Jennings	2	103
10/19/80	at CleB	A.Thompson	7	102	11/12/95	ChiB	R.Brooks	6	138	10/02/09	at Min	J.Finley	6	128
11/02/80	at Pit	J.Lofton	8	136	11/25/95	TB	R.Brooks	6	114	10/18/09	Det	D.Driver	7	107
11/09/80	SF	J.Lofton	8	146	12/03/95	Cin	M.Chmura	7	109	11/08/09	at TB	J.Jones	4	103
					12/10/95	at TB	R.Brooks	9	122					

100-yard receivers (66 players, 401 games): J.Lofton 32, S.Sharpe 29, J.Nelson 25, D.Hutson 24, D.Adams 23, G.Jennings 23, D.Driver 22, A.Freeman 20, B.Dowler 19, B.Howton 17, M.McGee 17, R.Brooks 13, R.Cobb 13, C.Dale 13, J.Jones 12, B.Schroeder 10, P.Coffman 6, J.Walker 6, J.Jefferson 5, W.Stanley 5, M.Valdes-Scantling 4, C.Bradford 3, J.Finley 3, K.Payne 3, D.Beebe 2, J.Boykin 2, M.Chmura 2, G.Ellis 2, P.Epps 2, C.Goodnight 2, H.Jacukski 2, A.Lazard 2, N.Luhn 2, B.Mann 2, A.Thompson 2, E.West 2, G.Allison 1, D.Anderson 1, B.Bailey 1, A.Baldwin 1, E.Bennett 1, J.Blood McCallaly 1, J.Cook 1, H.Ferguson 1, R.Ferguson 1, J.Giard 1, T.Glenn 1, J.Graham 1, J.Harris 1, P.Hornung 1, B.Every 1, A.Jones 1, P.Kemp 1, E.Lacy 1, B.Long 1, R.Martin 1, D.Mayes 1, A.Morgan 1, L.Morris 1, C.Mulleneaux 1, S.Odom 1, E.Pitts 1, R.Rodgers 1, C.Rush 1, O.Smith 1, A.Uram 1.

OUTSTANDING PERFORMERS

COMMUNITY

ADMIN. & COACHES

VETERANS

DRIFT & FREE AGENTS

2020 REVIEW

SUPERLATIVES

LANE/BEND FIELD

100 YARDS RECEIVING

CONTINUED

Date	Opp	Player	No	Yds	Date	Opp	Player	No	Yds	Date	Opp	Player	No	Yds
11/22/09	at SF	G.Jennings	5	126	09/15/13	Was	R.Cobb	9	128	11/28/16	at Phi	D.Adams	5	113
11/26/09	at Det	D.Driver	7	142			J.Jones	11	178	12/04/16	at HouT	J.Nelson	8	118
12/20/09	at Pit	G.Jennings	5	118	10/06/13	Det	J.Jones	4	127	12/11/16	Sea	D.Adams	4	104
12/27/09	Sea	G.Jennings	4	111	10/13/13	at BalR	J.Nelson	4	113	12/18/16	at ChiB	J.Nelson	7	124
09/19/10	at Buf	J.Finley	4	103	10/20/13	CleB	J.Boykin	8	103	12/24/16	Min	J.Nelson	9	154
09/27/10	at ChiB	J.Finley	9	115	10/27/13	at Min	J.Nelson	7	123	09/24/17	Cin	G.Allison	6	122
10/17/10	Mia	G.Jennings	6	133	11/10/13	Phi	J.Boykin	8	112	11/19/17	BalR	D.Adams	8	126
10/24/10	Min	J.Jones	4	107	11/17/13	at NYG	J.Nelson	8	117	09/09/18	ChiB	R.Cobb	9	142
11/07/10	at Det	G.Jennings	8	123	12/29/13	at ChiB	J.Nelson	10	161	10/07/18	at Det	A.Rodgers	9	140
11/20/10	at Atl	G.Jennings	5	119	09/14/14	NYJ	R.Cobb	9	209	10/15/18	SF	D.Adams	10	132
11/28/10	at Atl	G.Jennings	7	122	09/28/14	at ChiB	R.Cobb	7	113		J.Graham	5	104	
12/05/10	SF	G.Jennings	6	122			J.Nelson	10	108		M.Valdes-Scantling	3	103	
12/26/10	NYG	G.Jennings	7	142	10/12/14	at Mia	J.Nelson	9	107	10/28/18	at LARm	D.Adams	5	133
		J.Nelson	4	124	10/19/14	Car	R.Cobb	6	121	11/04/18	at NE	M.Valdes-Scantling	3	101
09/25/11	at ChiB	G.Jennings	9	119	10/26/14	at NO	R.Cobb	5	126	11/15/18	at Sea	D.Adams	10	166
10/02/11	Den	G.Jennings	7	103			E.Lacy	8	123	12/16/18	at ChiB	D.Adams	8	119
10/09/11	at Atl	J.Jones	5	140	11/09/14	ChiB	J.Nelson	6	152	09/15/19	Min	D.Adams	7	106
10/16/11	StLR	J.Nelson	2	104	11/16/14	Phi	R.Cobb	10	129	09/26/19	Phi	D.Adams	10	180
10/23/11	at Min	G.Jennings	7	147			J.Nelson	4	109	10/20/19	Oak	M.Valdes-Scantling	2	133
11/06/11	at SD	J.Nelson	5	105	11/30/14	NE	D.Adams	6	121	10/27/19	at KC	A.Jones	7	159
11/20/11	TB	J.Nelson	6	123	12/08/14	AtL	J.Nelson	8	146	11/10/19	Car	D.Adams	7	118
12/25/11	ChiB	J.Nelson	6	115	12/21/14	at TB	R.Cobb	11	131	12/01/19	at NYG	A.Lazard	3	103
01/01/12	Det	J.Nelson	9	162			J.Nelson	9	113	12/15/19	ChiB	D.Adams	7	103
10/14/12	at HouT	R.Cobb	7	102	09/20/15	Sea	R.Cobb	8	116	12/23/19	at Min	D.Adams	13	116
		J.Nelson	9	121	09/28/15	KC	J.Jones	7	139	09/13/20	at Min	D.Adams	14	156
10/21/12	at StLR	J.Nelson	8	122	11/22/15	at Min	J.Jones	6	109	09/27/20	at NO	A.Lazard	6	146
12/09/12	Det	R.Cobb	7	102	12/03/15	at Det	R.Rodgers	8	146	10/25/20	at HouT	D.Adams	13	196
12/16/12	at ChiB	R.Cobb	6	115	01/03/16	Min	J.Jones	4	102	11/05/20	at SF	D.Adams	10	173
12/23/12	MinT	J.Jones	7	100	09/25/16	Det	J.Nelson	6	101	11/15/20	at Jax	M.Valdes-Scantling	4	149
12/30/12	at Min	G.Jennings	8	120	10/09/16	NYG	R.Cobb	9	108	11/22/20	at Ind	D.Adams	7	106
09/08/13	at SF	J.Nelson	7	130	10/20/16	ChiB	D.Adams	13	132	12/06/20	Phi	D.Adams	10	121
		R.Cobb	7	108	11/13/16	at TenT	D.Adams	6	156	12/13/20	at Det	D.Adams	7	115
							J.Nelson	12	126	12/27/20	Ten	D.Adams	11	142
					11/20/16	at Was	J.Cook	6	105					

300 YARDS PASSING

Date	Opp	Player	A-C	Yds	Date	Opp	Player	A-C	Yds	Date	Opp	Player	A-C	Yds
11/01/42	ChiC	C.Isbell	21-10	333	10/15/98	at Det	B.Favre	43-22	300	09/18/11	at Car	A.Rodgers	30-19	308
12/16/51	at LARm	T.Rote	40-20	335	11/22/98	at Min	B.Favre	39-31	303	10/02/11	Den	A.Rodgers	38-29	408
11/22/56	at Bal	T.Rote	40-21	301	11/29/98	Phi	B.Favre	33-20	321	10/09/11	at Atl	A.Rodgers	39-26	396
10/12/58	Min	B.Starr	46-26	320	09/12/99	Oak	B.Favre	47-28	333	10/16/11	StLR	A.Rodgers	29-18	316
10/29/61	BalC	B.Starr	24-18	311	09/26/99	Min	B.Favre	39-24	304	10/23/11	at Min	A.Rodgers	30-24	335
12/14/65	at SF	B.Starr	27-17	306	10/10/99	TB	B.Favre	40-22	390	11/24/11	at Det	A.Rodgers	33-22	307
10/17/65	at Det	B.Starr	23-15	301	11/21/99	Det	B.Favre	39-26	302	12/04/11	at NYG	A.Rodgers	46-28	369
09/17/67	Det	B.Starr	23-14	321	12/12/99	Car	B.Favre	39-26	302	01/01/12	Det	M.Flynn	44-31	480
12/21/69	StLR	D.Horn	31-22	410	01/02/00	ChiB	B.Favre	48-31	333	09/09/12	NO	A.Rodgers	44-30	303
10/24/76	at Oak	L.Dickey	34-22	303	10/01/00	ChiB	B.Favre	48-31	333	09/30/12	NE	A.Rodgers	41-31	319
10/12/80	at NYG	L.Dickey	51-35	418	11/19/00	Ind	B.Favre	36-23	301	10/14/12	at HouT	A.Rodgers	37-24	338
11/16/80	at TB	L.Dickey	36-20	331	09/30/01	at Car	B.Favre	39-25	308	10/21/12	at StLR	A.Rodgers	37-30	342
12/14/80	HouU	L.Dickey	37-18	309	10/14/01	BalR	B.Favre	34-27	337	12/30/12	TenT	A.Rodgers	38-27	342
09/13/81	Atl	L.Dickey	44-30	342	12/03/01	at Jax	B.Favre	42-24	362	12/23/12	at Min	A.Rodgers	40-28	365
09/04/83	at HouU	L.Dickey	31-27	333	01/06/02	at NYG	B.Favre	30-15	315	09/08/13	at SF	A.Rodgers	37-21	333
10/17/83	Was	L.Dickey	31-22	387	09/22/02	at Det	B.Favre	47-31	357	09/15/13	Was	A.Rodgers	42-34	480
10/23/83	Min	L.Dickey	41-23	383	10/07/02	at ChiB	B.Favre	33-22	359	10/13/13	at BalR	A.Rodgers	32-17	315
11/27/83	at Atl	L.Dickey	37-25	366	11/10/02	Det	B.Favre	39-26	351	11/17/13	at NYG	S.Tolzien	34-24	339
12/04/83	ChiB	L.Dickey	34-16	345	12/22/03	at Oak	B.Favre	30-22	399	12/29/13	at ChiB	A.Rodgers	39-25	318
10/07/84	SD	L.Dickey	39-25	384	09/26/04	at Ind	B.Favre	44-30	360	09/14/14	NYJ	A.Rodgers	42-25	346
10/15/84	at Den	L.Dickey	37-27	371	10/11/04	TenT	B.Favre	44-24	338	09/28/14	at ChiB	A.Rodgers	28-22	302
10/21/84	Sea	L.Dickey	38-24	364	11/21/04	at HouT	B.Favre	50-33	383	10/26/14	at NO	A.Rodgers	39-28	418
11/11/84	Min	L.Dickey	40-22	303	12/19/04	Jax	B.Favre	44-30	367	11/09/14	ChiB	A.Rodgers	27-18	315
11/17/85	NO	L.Dickey	35-22	302	12/24/04	at Min	B.Favre	43-30	365	11/16/14	Phi	A.Rodgers	36-22	341
10/26/86	SF	R.Wright	54-30	328	09/18/05	CleB	B.Favre	44-32	342	11/30/14	NE	A.Rodgers	38-24	368
10/25/87	at Det	R.Wright	29-19	323	10/03/05	at Car	B.Favre	47-28	303	10/08/14	Atl	A.Rodgers	36-24	327
10/02/88	at TB	R.Wright	51-28	321	10/23/05	at Min	B.Favre	36-28	315	12/21/14	at TB	A.Rodgers	40-31	318
11/20/88	Det	M.Mikski	43-30	327	12/25/05	ChiB	B.Favre	51-30	317	09/28/15	KC	A.Rodgers	35-24	333
09/17/89	NO	M.Mikski	32-25	354	09/17/06	NO	B.Favre	55-31	340	11/08/15	at Car	A.Rodgers	48-25	369
09/24/89	at LARm	M.Mikski	43-25	335	09/24/06	at Det	B.Favre	36-25	340	11/15/15	Det	A.Rodgers	61-35	333
10/08/89	DalC	M.Mikski	32-21	313	11/12/06	at Min	B.Favre	42-24	347	10/20/16	ChiB	A.Rodgers	56-39	326
10/29/89	Det	M.Mikski	45-29	367	09/23/07	SD	B.Favre	45-28	369	11/13/16	at TenT	A.Rodgers	51-31	371
11/12/89	at Det	M.Mikski	59-34	357	09/30/07	at Min	B.Favre	45-32	344	11/20/16	at Was	A.Rodgers	41-26	351
12/03/89	at TB	M.Mikski	53-25	331	10/07/07	ChiB	B.Favre	40-29	322	11/28/16	at Phi	A.Rodgers	39-30	313
10/14/90	at TB	M.Mikski	42-25	355	10/29/07	at Den	B.Favre	27-21	331	12/04/16	Min	A.Rodgers	38-28	347
11/10/90	Buf	M.Tomczak	48-23	317	11/04/07	at KC	B.Favre	34-24	360	10/01/17	at Det	A.Rodgers	39-27	300
12/05/93	at ChiB	B.Favre	54-36	402	11/11/07	Min	B.Favre	41-31	381	09/10/17	Sea	A.Rodgers	42-28	311
09/11/94	Mia	B.Favre	51-31	362	11/22/07	at Det	B.Favre	38-24	328	09/17/17	at Atl	A.Rodgers	50-33	343
09/25/94	TB	B.Favre	39-30	306	09/14/08	at Det	A.Rodgers	38-24	328	09/24/17	Cin	A.Rodgers	42-28	313
12/04/94	at Det	B.Favre	43-29	366	10/05/08	Atl	A.Rodgers	37-25	313	10/07/18	SF	A.Rodgers	52-32	442
12/18/94	Atl	B.Favre	44-29	321	11/02/08	at TenT	A.Rodgers	41-22	314	10/15/18	Det	A.Rodgers	46-25	425
09/11/95	at ChiB	B.Favre	37-21	312	12/28/08	Det	A.Rodgers	31-21	308	11/15/18	at Sea	A.Rodgers	30-21	332
10/15/95	Det	B.Favre	34-23	342	10/05/09	at Min	A.Rodgers	37-26	384	12/23/18	at NYJ	A.Rodgers	55-37	442
10/29/95	at Det	B.Favre	43-26	304	10/18/09	Det	A.Rodgers	37-29	358	09/26/19	Phi	A.Rodgers	53-34	422
11/12/95	ChiB	B.Favre	33-25	336	11/22/09	SF	A.Rodgers	45-32	344	10/20/19	Oak	A.Rodgers	31-25	429
12/03/95	Cin	B.Favre	43-31	339	11/26/09	at Det	A.Rodgers	39-28	348	10/27/19	at KC	A.Rodgers	33-23	305
12/16/95	at NO	B.Favre	30-21	308	12/20/09	at Pit	A.Rodgers	48-26	383	12/29/19	at Det	A.Rodgers	55-27	323
12/24/95	Phi	B.Favre	32-23	301	09/27/10	at ChiB	A.Rodgers	45-34	316	09/13/20	at Min	A.Rodgers	44-32	364
10/14/96	SF	B.Favre	61-28	395	10/17/10	Mia	A.Rodgers	33-18	313	10/05/20	Atl	A.Rodgers	33-27	327
11/10/96	at KC	B.Favre	49-27	314	11/21/10	at Min	A.Rodgers	31-22	301	11/05/20	Jax	A.Rodgers	31-25	305
11/09/97	StLR	B.Favre	37-18	306	11/28/10	at Atl	A.Rodgers	35-26	344	11/15/20	at SF	A.Rodgers	34-24	325
11/16/97	at Ind	B.Favre	25-18	363	12/26/10	NYG	A.Rodgers	37-25	404	11/22/20	at Ind	A.Rodgers	38-27	311

CAREER PASSING

Player	Att	YARDS					
		Cmp	Yds	Pct	TD	Int	Yrs
1 Brett Favre	8,754	5,377	61,655	61.4	442	286	16
2 Aaron Rodgers	6,587	4,285	51,245	65.1	412	89	16
3 Bart Starr	3,149	1,808	24,718	57.4	152	138	16
4 Lynn Dickey	2,831	1,592	21,369	56.2	133	151	9
5 Tobin Rote	1,854	826	11,535	44.6	89	119	7
6 Don Majkowski	1,607	889	10,870	55.3	56	56	6
7 Randy Wright	1,119	602	7,106	53.8	31	57	5
8 Arnie Herber	1,009	410	6,749	40.6	66	90	11
9 David Whitehurst	980	504	6,205	51.4	28	51	7
10 Cecil Isbell	818	411	5,945	50.2	61	52	5

TOUCHDOWN PASSES

Player	TD
1 Brett Favre	442
2 Aaron Rodgers	412
3 Bart Starr	152
4 Lynn Dickey	133
5 Tobin Rote	89
6 Arnie Herber	66
7 Cecil Isbell	61
8 Don Majkowski	56
9 Red Dunn	31
Babe Parilli	31
Randy Wright	31

PASSER RATING

Player	Rtng
1 Aaron Rodgers	103.9
2 Brett Favre	85.8
3 Bart Starr	80.5
4 Lynn Dickey	73.8
5 Don Majkowski	73.5
6 Cecil Isbell	72.6
7 Randy Wright	61.4
8 David Whitehurst	59.2
9 Tobin Rote	54.4
10 Arnie Herber	48.5

—minimum 800 attempts

CAREER RUSHING

YARDS

Player	No	Yds	Avg	Yrs
1 A.Green	1,851	8,322	4.5	8
2 J.Taylor	1,811	8,207	4.5	9
3 J.Brockington	1,293	5,024	3.9	7
4 T.Canadeo	1,025	4,197	4.1	11
5 R.Grant	955	4,143	4.3	6
6 D.Levens	1,006	3,937	3.9	8
7 C.Hinkle	1,171	3,860	3.3	10
8 G.Ellis	836	3,826	4.6	7
9 P.Hornung	893	3,711	4.2	9
10 E.Lacy	788	3,435	4.4	4
11 A.Jones	651	3,364	5.2	4
12 E.Bennett	936	3,353	3.6	5
13 A.Rodgers	652	3,271	5.0	16
14 D.Anderson	787	3,165	4.0	6
15 E.Ivery	667	2,933	4.4	8
16 J.Starks	618	2,506	4.1	7
17 T.Rote	419	2,205	5.3	7
18 T.Fritsch	620	2,200	3.5	9
19 H.Ferguson	544	2,120	3.9	6
20 T.Moore	503	2,069	4.1	6



Donald Driver

CAREER RECEIVING

RECEPTIONS

Player	No	Yds	Avg	Yrs
1 D.Driver	743	10,137	13.6	14
2 S.Sharpe	595	8,134	13.7	7
3 J.Nelson	550	7,848	14.3	9
4 D.Adams	546	6,568	12.0	7
5 J.Lofton	530	9,656	18.2	9
6 D.Hutson	488	7,991	16.4	11
7 R.Cobb	470	5,524	11.8	8
8 B.Dowler	448	6,918	15.4	11
9 A.Freeman	431	6,651	15.4	8
10 G.Jennings	425	6,537	15.4	7
11 J.Jones	360	5,195	14.4	8
12 A.Green	350	5,726	7.8	8
13 M.McGee	345	6,346	18.4	12
14 P.Coffman	322	4,223	13.1	8
15 W.Henderson	320	2,409	7.5	12
16 R.Brooks	306	4,225	13.8	7
17 B.Howton	303	5,581	18.4	7
18 C.Dale	275	5,422	19.7	8
19 D.Levens	271	2,079	7.7	8
20 G.Ellis	267	2,514	9.4	7

YARDS

Player	Yards
1 Donald Driver	10,137
2 James Lofton	9,656
3 Sterling Sharpe	8,134
4 Don Hutson	7,991
5 Jordy Nelson	7,848
6 Boyd Dowler	6,918
7 Antonio Freeman	6,651
8 Davante Adams	6,568
9 Greg Jennings	6,537
10 Max McGee	6,346
11 Billy Howton	5,581
12 Randall Cobb	5,524
13 Carroll Dale	5,422
14 James Jones	5,195
15 Robert Brooks	4,225
16 Paul Coffman	4,223
17 Bill Schroeder	3,435
18 Phillip Epps	2,884
19 Jermichael Finley	2,785
20 Ahman Green	2,726

ALL-TIME SCORING

Player	Years	TD	PAT	FG	Pts	Player	Years	TD	PAT	FG	Pts
Mason Crosby	2007-20	0	647	345	1,682	Harian Huckleby	1980-85	13	0	0	78
Ryan Longwell	1997-2005	0	376	226	1,054	Rich McGeorge	1970-78	13	0	0	78
Don Hutson	1935-45	105	172	7	823	Robert Tonyan	2018-20	13	0	0	78
Chris Jacke	1989-96	0	301	173	820	Robert Ferguson	2001-06	12	0	0	**76
Paul Hornung	1957-62, 64-66	62	190	66	760	Marv Fleming	1963-69	12	0	0	72
Jim Taylor	1958-66	91	0	0	546	Hurdis McCrary	1929-33	12	0	0	72
Chester Marcol	1972-80	1	155	120	521	Carl Mulleneaux	1938-41, 45-46	12	0	0	72
Fred Cone	1951-57	16	200	53	455	Mike Mercer	1968-69	0	35	12	71
Jordy Nelson	2008-14, 16-17	69	0	0	*416	Ed Jankowski	1937-41	10	4	1	67
Ahman Green	2000-06, 09	68	0	0	408	Irv Comp	1943-49	11	0	0	66
Sterling Sharpe	1988-94	66	0	0	396	Jim Grabowski	1966-70	11	0	0	66
Davante Adams	2014-20	62	0	0	***380	Keith Jackson	1995-96	11	0	0	66
Ted Fritsch	1942-50	35	62	36	380	John Jefferson	1981-84	11	0	0	66
Clarke Hinkle	1932-41	44	31	28	379	MacArthur Lane	1972-74	11	0	0	66
Donald Driver	1999-2012	62	0	0	**376	Dale Livingston	1970	0	19	15	64
Antonio Freeman	1995-2001, 03	57	0	0	**346	Bo Molenda	1928-32	9	10	0	64
Greg Jennings	2006-12	53	0	0	**324	Cecil Isbell	1938-42	10	3	0	63
Verne Lewellen	1924-32	51	1	0	307	Tom Birney	1979-80	0	21	13	60
Max McGee	1954, 57-67	51	0	0	306	Red Dunn	1927-31	1	48	2	60
James Lofton	1978-86	50	0	0	300	Wuert Englemann	1930-33	10	0	0	60
Jan Stenerud	1980-83	0	115	59	292	Charles Goldenberg	1933-45	10	0	0	60
Randall Cobb	2011-18	45	0	0	**274	Billy Grimes	1950-52	10	0	0	60
James Jones	2007-13, 15	45	0	0	**274	Scott Hunter	1971-73	10	0	0	60
Dorsey Levens	1994-2001	44	0	0	*266	Eddie Kotal	1925-29	10	0	0	60
Al Del Greco	1984-87	0	112	50	262	Ty Montgomery	2015-18	10	0	0	60
Don Chandler	1965-67	0	117	48	261	Ernie Smith	1935-37, 39	0	42	6	60
Billy Howton	1952-58	43	0	0	258	Marquez Valdes-Scantling	2018-20	10	0	0	60
Aaron Jones	2017-20	43	0	0	258	Charles Woodson	2006-12	10	0	0	60
Boyd Dowler	1959-69	40	0	0	240	Roger Grove	1931-35	7	16	0	58
Paul Coffman	1978-85	39	0	0	234	Brandon Jackson	2007-10	9	0	0	*56
J. (Blood) McNally	1929-33, 35-36	38	2	0	230	David Martin	2001-06	9	0	0	*56
Robert Brooks	1992-98	35	0	0	210	Herb Adderley	1961-69	9	0	0	54
Carroll Dale	1965-72	35	0	0	210	Myrt Basing	1923-27	9	0	0	54
Gerry Ellis	1980-86	35	0	0	210	Cub Buck	1921-25	0	24	10	54
Elijah Pitts	1961-69, 71	35	0	0	210	Lynn Dickey	1976-77, 79-85	9	0	0	54
Bubba Franks	2000-07	32	0	0	**196	Tony Fisher	2002-05	9	0	0	54
John Brockington	1971-77	32	0	0	192	Willard Harrell	1975-77	9	0	0	54
Aaron Rodgers	2005-20	31	0	0	***192	Jackie Harris	1990-93	9	0	0	54
Donny Anderson	1966-71	31	0	0	186	Don Majkowski	1987-92	9	0	0	54
Tony Canadeo	1941-44, 46-52	31	0	0	186	Darrell Thompson	1990-94	9	0	0	54
Eddie Lee Ivey	1979-86	30	0	0	180	Eric Torkelson	1974-79, 81	9	0	0	54
Tobin Rote	1950-56	30	0	0	180	Joe Danele	1975	0	20	11	53
Edgar Bennett	1992-96	29	0	0	**178	Ward Cuff	1947	0	30	7	51
Jerry Kramer	1958-68	0	90	29	177	Paul Ott Carruth	1986-88	8	0	0	48
Ryan Grant	2007-12	29	0	0	174	Milt Gantenbein	1931-40	8	0	0	48
Eddie Lacy	2013-16	29	0	0	174	Anthony Morgan	1993-96	8	0	0	48
Tom Moore	1960-65	27	0	0	162	Walt Schlinkman	1946-49	8	0	0	48
Ed West	1984-94	26	0	0	*158	Aundra Thompson	1977-81	8	0	0	48
John Kuhn	2007-15	23	0	0	138	Keith Woodside	1988-91	8	0	0	48
Javon Walker	2002-05	22	0	0	132	Corey Bradford	1998-2001	7	0	0	*44
Gary Knafelc	1954-62	21	0	0	126	Arnie Herber	1930-40	7	2	0	44
Joe Laws	1934-45	21	0	0	126	Lou Michaels	1971	0	19	8	43
Barty Smith	1974-80	21	0	0	126	Al Carmichael	1953-58	7	0	0	42
Jermichael Finley	2008-13	20	0	0	120	Najeh Davenport	2002-05	7	0	0	42
Bill Schroeder	1994, 97-2001	20	0	0	120	Carlton Egerton	1951-54	7	0	0	42
Brent Fullwood	1987-90	19	0	0	114	Howie Ferguson	1953-58	7	0	0	42
William Henderson	1995-2006	19	0	0	114	Samkon Gado	2005-06	7	0	0	42
Terrell Middleton	1977-81	19	0	0	114	Carl Lidberg	1926, 29-30	7	0	0	42
Jamaal Williams	2017-20	18	0	0	***114	Don McIlhenny	1957-59	7	0	0	42
Curly Lambeau	1921-29	12	20	6	110	Babe Parilli	1952-53, 57-58	7	0	0	42
Dave Rayner	2006	0	31	26	109	George Sauer	1935-37	7	0	0	42
Floyd Reid	1950-56	18	0	0	108	Darren Sharper	1997-2004	7	0	0	42
Max Zendejas	1987-88	0	30	25	105	Jon Stagger	1972-74	7	0	0	42
Mark Chmura	1993-99	17	0	0	*104	David Whitehurst	1977-83	7	0	0	42
Donald Lee	2005-10	17	0	0	102	Geronimo Allison	2016-19	6	0	0	*38
Bob Mann	1950-54	17	0	0	102	Ruvell Martin	2006-08	6	0	0	*38
Travis Williams	1967-70	17	0	0	102	Don Beebe	1996-97	6	0	0	36
Lou Brock	1940-45	16	2	0	98	Antonio Chatman	2003-05	6	0	0	36
Andy Uram	1938-43	16	2	0	98	Harry Jaccuski	1939-44	6	0	0	36
Phillip Epps	1982-88	16	0	0	96	Perry Kemp	1988-91	6	0	0	36
Hank Bruder	1931-39	15	4	0	94	Allen Lazard	2018-20	6	0	0	36
Jessie Clark	1983-87	15	0	0	90	Marty Norton	1925	6	0	0	36
Ron Kramer	1957, 59-64	15	0	0	90	Andrew Quarless	2010-11, 13-15	6	0	0	36
Bob Monnett	1933-38	8	27	5	90	Walter Stanley	1985-88	6	0	0	36
Steve Odom	1974-79	15	0	0	90	Charlie Mathys	1922-26	5	0	1	33
James Starks	2010-16	15	0	0	90	Doug Hart	1964-71	5	0	0	+32
Bart Starr	1956-71	15	0	0	90	Jack Cloud	1950-51	5	0	0	30
Vince Workman	1989-92	15	0	0	90	Nick Collins	2005-11	5	0	0	30
Tyrone Davis	1997-2002	14	0	0	*86	Kenneth Davis	1986-88	5	0	0	30
Lavvie Dilweg	1927-34	14	2	0	86	Bobby Dillon	1952-59	5	0	0	30
Paul Engebretsen	1934-41	0	43	14	85	Gary Ellerson	1985-86	5	0	0	30
Nolan Luhn	1945-49	13	0	0	+80	Ken Ellis	1970-75	5	0	0	30
Richard Rodgers	2014-17	13	0	0	*80	Rex Enright	1926-27	5	0	0	30
Brett Favre	1992-2007	13	0	0	78	Herman Fontenot	1989-90	5	0	0	30
Clyde Goodnight	1945-49	13	0	0	78	Jimmy Graham	2018-19	5	0	0	30
Dave Hampton	1969-71	13	0	0	78	Noah Herron	2005-07	5	0	0	30

Player	Years	TD	PAT	FG	Pts
Derrick Mayes	1996-98	5	0	0	30
Harry O'Boyle	1928, 32	1	15	3	30
Ken Payne	1974-77	5	0	0	30
Ray Pelfrey	1951-52	5	0	0	30
Pid Purdy	1926-27	1	15	3	30
Jeff Query	1989-91	5	0	0	30
Al Rose	1932-36	5	0	0	30
Chuck Sample	1942, 45	5	0	0	30
Veryl Switzer	1954-55	5	0	0	30
Walter Voss	1924	5	0	0	30
DeShawn Wynn	2007-08	5	0	0	30
Bill Reichardt	1952	1	5	5	26
Ade Schwammel	1934-36, 43-44	0	8	6	26
Tim Webster	1971	0	8	6	26
Chuck Mercein	1967-69	2	7	2	25
Willie Wood	1960-71	4	1	0	25
Will Blackmon	2006-09	4	0	0	24
Jarrett Boykin	2012-14	4	0	0	24
Charley Brock	1939-47	4	0	0	24
Reggie Cobb	1994	4	0	0	24
Ted Cook	1948-50	4	0	0	24
Tom Crabtree	2010-12	4	0	0	24
Paul Duhart	1944	4	0	0	24
Ralph Earhart	1948-49	4	0	0	24
Bob Forte	1946-53	4	0	0	24
Earl Gros	1962-63	4	0	0	24
Spencer Havner	2008-10	4	0	0	24
John Hilton	1970	4	0	0	24
Joe Johnson	1954-58	4	0	0	24
Marcedes Lewis	2018-20	4	0	0	24
Bob Long	1964-67	4	0	0	24
Keith McKenzie	1996-99, 2002	4	0	0	24
Paul Miller	1936-38	4	0	0	24
Dick O'Donnell	1924-30	4	0	0	24
Steve Pritko	1949-50	4	0	0	24
Del Rodgers	1982, 84	4	0	0	24
Bernie Scherer	1936-38	4	0	0	24
Barry Smith	1973-75	4	0	0	24
Ed Cody	1947-48	2	11	0	23
Eddie Garcia	1983-84	0	14	3	23
Dutch Hendrian	1924	3	0	1	21
Roy McKay	1944-47	3	3	0	21
Tom Nash	1928-32	3	0	0	+20
Paul Fitzgibbon	1930-32	3	1	0	19
Steve Atkins	1979-81	3	0	0	18
Al Baldwin	1950	3	0	0	18
Willie Buchanon	1972-78	3	0	0	18
LeRoy Butler	1990-2001	3	0	0	18
Mark Clayton	1993	3	0	0	18
Larry Coutre	1950, 53	3	0	0	18
Mike Douglass	1978-85	3	0	0	18
Jug Girard	1948-51	3	0	0	18
Michael Haddix	1989-90	3	0	0	18
Jack Harris	1925-26	3	0	0	18
Desmond Howard	1996, 99	3	0	0	18
Micah Hyde	2013-16	3	0	0	18
Mark Ingram	1995	3	0	0	18
Clay Matthews	2009-18	3	0	0	18
Mike Meade	1982-83	3	0	0	18
Terry Mickens	1994-97	3	0	0	18
Stan Mills	1922-23	3	0	0	18
Dom Moselle	1951-52	3	0	0	18
Frankie Neal	1987	3	0	0	18
Don Perkins	1944-45	3	0	0	18
Roell Preston	1997-98	3	0	0	18
Aaron Ripkowski	2015-17	3	0	0	18
Harry Sydney	1992	3	0	0	18
Jerry Tagge	1972-74	3	0	0	18
Jeff Thomason	1995-99	3	0	0	18
Hal Van Every	1940-41	3	0	0	18
Randy Wright	1984-88	3	0	0	18
Bob Adkins	1940-41, 45	2	4	0	16
Willie Davis	1960-69	2	0	0	+16
Booth Lusteg	1969	0	12	1	15
Craig Hentrich	1994-97	0	5	3	14
Mike Michalske	1929-35, 37	2	0	0	+14
Bruce Smith	1945-48	2	0	0	+14
Marques Anderson	2002-03	2	0	0	12
Carl Bland	1989-90	2	0	0	12

Player	Years	TD	PAT	FG	Pts
Brandon Bostick	2013-14	2	0	0	12
Tom Brown	1964-68	2	0	0	12
Terrell Buckley	1992-94	2	0	0	12
Lee Roy Caffey	1964-69	2	0	0	12
Jack Clancy	1970	2	0	0	12
Preston Dennard	1985	2	0	0	12
Clint Didier	1988-89	2	0	0	12
AJ Dillon	2020	2	0	0	12
Bill DuMoe	1921	2	0	0	12
Dick Flaherty	1926	2	0	0	12
Terry Glenn	2002	2	0	0	12
Al Harris	2003-09	2	0	0	12
DuJuan Harris	2012, 14	2	0	0	12
Casey Hayward	2012-15	2	0	0	12
Cal Hubbard	1929-33, 35	2	0	0	12
Brett Hundley	2016-17	2	0	0	12
Jack Jacobs	1947-49	2	0	0	12
Claudis James	1967-68	2	0	0	12
Jeff Janis	2014-17	2	0	0	12
M.D. Jennings	2011-13	2	0	0	12
Bob Jeter	1963-70	2	0	0	12
Chester Johnston	1931, 34-38	2	0	0	12
Charles Jordan	1994-95, 99	2	0	0	12
Lance Kendrick	2017-18	2	0	0	12
Jake Kumerow	2018-19	2	0	0	12
Walt Landers	1978-79	2	0	0	12
Gary Lewis	1981-84	2	0	0	12
Mark Lewis	1985-87	2	0	0	12
Tim Lewis	1983-86	2	0	0	12
Larry Marks	1928	2	0	0	12
John Martinkovic	1951-56	2	0	0	12
Joel Mason	1942-45	2	0	0	12
Aubrey Matthews	1988-89	2	0	0	12
Mike McKenzie	1999-2004	2	0	0	12
Rondell Mealey	2001-02	2	0	0	12
Blake Moore	1984-85	2	0	0	12
Vernand Morency	2006-07	2	0	0	12
Ray Nitschke	1958-72	2	0	0	12
De'Mond Parker	1999-2000	2	0	0	12
Julius Peppers	2014-16	2	0	0	12
Damarious Randall	2015-17	2	0	0	12
Allen Rossium	2000-01	2	0	0	12
Art Schmaehl	1921	2	0	0	12
Herm Schneidman	1935-39	2	0	0	12
Ben Starret	1942-45	2	0	0	12
John Thompson	1979-82	2	0	0	12
Gabe Wilkins	1994-97	2	0	0	12
Tramon Williams	2007-14, 18-19	2	0	0	12
Tyrone Williams	1996-2002	2	0	0	12
Ben Wilson	1967	2	0	0	12
Charles Wilson	1990-91	2	0	0	12
Faye Wilson	1930-31	2	0	0	12
Ben Agajanian	1961	0	8	1	11
John Anderson	1978-89	1	1	1	10
Dale Dawson	1988	0	1	3	10
Tim Harris	1986-90	1	0	0	+10
Whitey Woodin	1922-31	1	4	0	10
George Abramson	1925	0	2	2	8
Robert Brown	1982-92	1	0	0	+8
Bryce Paup	1990-94	1	0	0	+8
Frank Balasz	1939-41	1	1	0	7
Nate Abrams	1921	1	0	0	6
Lionel Aldridge	1963-71	1	0	0	6
Bill Anderson	1965-66	1	0	0	6
Bert Askson	1975-77	1	0	0	6
Frank Baker	1931	1	0	0	6
Nick Barnett	2003-10	1	0	0	6
Norm Barry	1921	1	0	0	6
Don Barton	1953	1	0	0	6
Sanjay Beach	1992	1	0	0	6
Wayland Becker	1936-38	1	0	0	6
Tony Bennett	1990-93	1	0	0	6
Cedric Benson	2012	1	0	0	6
Desmond Bishop	2007-11	1	0	0	6
J.R. Boone	1953	1	0	0	6
Zeke Bratkowski	1963-68, 71	1	0	0	6
Bashaud Breeland	2018	1	0	0	6
Mark Brunell	1993-94	1	0	0	6
Morgan Burnett	2010-17	1	0	0	6

ALL-TIME SCORING, TEAM (1921-PRESENT)

	GB	Opp
Total Points	28,692	25,097
Touchdowns	3,502	2,973
Rushing	1,267	1,170
Passing	1,926	1,529
Return	309	274
PAT#	3,176	2,686

	GB	Opp
Two-Point Conversions	38	45
Field Goals	1,446	1,453
Safeties	45	62
Individual	23	
Team	22	

#—includes one team PAT (opponent offense on attempt, 1922)

Player	Years	TD	PAT	FG	Pts	Player	Years	TD	PAT	FG	Pts
Bill Butler 1959	1	0	0	6	Ernie Pannell 1941-42, 45	1	0	0	6
Mike Butler 1977-82, 85	1	0	0	6	Johnny Papit 1953	1	0	0	6
Ivan Cahoon 1926-29	1	0	0	6	Keith Paskett 1987	1	0	0	6
Lew Carpenter 1959-63	1	0	0	6	Shawn Patterson 1988-91, 93	1	0	0	6
Fred Carr 1968-77	1	0	0	6	Charlie Peprah 2006-08, 10-11	1	0	0	6
Ahmad Carroll 2004-06	1	0	0	6	Justin Perillo 2014-15	1	0	0	6
Jim Carter 1970-75, 77-78	1	0	0	6	Ron Pitts 1988-90	1	0	0	6
Joe Carter 1942	1	0	0	6	B.J. Raji 2009-13, 15	1	0	0	6
Paul Christman 1950	1	0	0	6	Keith Ranspot 1942	1	0	0	6
Jack Concannon 1974	1	0	0	6	Ray Riddick 1940-42, 46	1	0	0	6
Jared Cook 2016	1	0	0	6	Alan Risher 1987	1	0	0	6
Larry Craig 1939-49	1	0	0	6	Andre Rison 1996	1	0	0	6
Bernie Crimmins 1945	1	0	0	6	John Roach 1961-63	1	0	0	6
Tommy Cronin 1922	1	0	0	6	Koren Robinson 2006-07	1	0	0	6
Ray Crouse 1984	1	0	0	6	Quinten Rollins 2015-17	1	0	0	6
Jim Crowley 1925	1	0	0	6	Ken Roskie 1948	1	0	0	6
Dan Currie 1958-64	1	0	0	6	Dan Ross 1986	1	0	0	6
Dominique Dafney 2020	1	0	0	6	Aaron Rouse 2007-08	1	0	0	6
Mike Daniels 2012-18	1	0	0	6	Russ Saunders 1931	1	0	0	6
Dave Davis 1971-72	1	0	0	6	Francis Schammel 1937	1	0	0	6
Trevor Davis 2016-18	1	0	0	6	Patrick Scott 1987-88	1	0	0	6
Gib Dawson 1953	1	0	0	6	John Simmons 1986	1	0	0	6
Patrick Dendy 2005-06	1	0	0	6	Nate Simpson 1977-79	1	0	0	6
Dean Dorsey 1988	0	3	1	6	Ollie Smith 1976-77	1	0	0	6
Wally Dreyer 1950	1	0	0	6	Preston Smith 2019-20	1	0	0	6
Antuan Edwards 1999-2003	1	0	0	6	John Spilis 1969-71	1	0	0	6
Doug Evans 1993-97	1	0	0	6	Equanimeous St. Brown 2018, 20	1	0	0	6
Tony Falkenstein 1943	1	0	0	6	Rebel Steiner 1950-51	1	0	0	6
Bobby Jack Floyd 1952	1	0	0	6	John Stephens 1993	1	0	0	6
Matt Flynn 2008-11, 13-14	1	0	0	6	Jace Sternberger 2019-20	1	0	0	6
Joe Francis 1958-59	1	0	0	6	Ken Stills 1985-89	1	0	0	6
Johnathan Franklin 2013	1	0	0	6	Chandon Sullivan 2019-20	1	0	0	6
Milton Gardner 1922-26	1	0	0	6	Bob Summerhays 1949-51	1	0	0	6
Kabeer Gbaja-Biamila 2000-08	1	0	0	6	Don Summers 1987	1	0	0	6
Jim Gillette 1947	1	0	0	6	Earl Svendsen 1937, 39	1	0	0	6
Leland Glass 1972-73	1	0	0	6	Karl Swanke 1980-86	1	0	0	6
Les Goodman 1973-74	1	0	0	6	Len Szafaryn 1950, 53-56	1	0	0	6
Johnnie Gray 1975-83	1	0	0	6	Claude Taugher 1922	1	0	0	6
Tiger Greene 1986-90	1	0	0	6	Cliff Taylor 1976	1	0	0	6
Tom Greenfield 1939-41	1	0	0	6	Kitrick Taylor 1992-94	1	0	0	6
Hank Gremminger 1956-65	1	0	0	6	Malik Taylor 2020	1	0	0	6
Joey Hackett 1987-88	1	0	0	6	Ryan Taylor 2011-14	1	0	0	6
Korey Hall 2007-10	1	0	0	6	Lavale Thomas 1987-88	1	0	0	6
James Hargrove 1987	1	0	0	6	Gerald Tinker 1975	1	0	0	6
Raymont Harris 1998	1	0	0	6	Scott Tolzien 2013	1	0	0	6
Maurice Harvey 1981-83	1	0	0	6	Mike Tomczak 1991	1	0	0	6
Michael Hawthorne 2003-04	1	0	0	6	Walter Tullis 1978-79	1	0	0	6
Aaron Hayden 1997	1	0	0	6	Alex Urban 1941, 44-45	1	0	0	6
Les Hearden 1924	1	0	0	6	Eddie Usher 1922, 24	1	0	0	6
Stan Heath 1949	1	0	0	6	Erik Walden 2010-12	1	0	0	6
Abdul Hodge 2006	1	0	0	6	Val Joe Walker 1953-56	1	0	0	6
Darick Holmes 1998	1	0	0	6	Wesley Wallis 2003	1	0	0	6
Estus Hood 1978-84	1	0	0	6	Clarence Weathers 1990-91	1	0	0	6
Don Horn 1967-70	1	0	0	6	Lyle Wheeler 1921-23	1	0	0	6
Lynn Howard 1921-22	1	0	0	6	Tracy White 2006-07	1	0	0	6
Jason Hunter 2006-08	1	0	0	6	Jesse Whittenton 1958-64	1	0	0	6
Bob Ingalls 1942	1	0	0	6	Marcus Wilkins 2002-03	1	0	0	6
Josh Jackson 2018-20	1	0	0	6	Clarence Williams 1970-77	1	0	0	6
Jim Jensen 1981-82	1	0	0	6	Perry Williams 1969-73	1	0	0	6
Travis Jervey 1995-98	1	0	0	6	Paul Winslow 1960	1	0	0	6
Glenn Johnson 1949	1	0	0	6	Dave Conway 1971	0	5	0	5
Randy Johnson 1976	1	0	0	6	Joe Ethridge 1949	0	1	1	4
Bruce Jones 1927-28	1	0	0	6	Erol Mann 1968, 76	0	4	0	4
Sean Jones 1994-96	1	0	0	6	Dave Purefroy 1972-77	0	2	0	+4
Henry Jordan 1959-69	1	0	0	6	Herman Rohrig 1941, 46-47	0	1	1	4
Jim Keane 1952	1	0	0	6	Chet Adams 1943	0	0	1	3
Bill Kelley 1949	1	0	0	6	Jaire Alexander 2018-20	0	0	0	+2
Blair Kiel 1988-91	1	0	0	6	Greg Boyd 1983	0	0	0	+2
George Koonce 1992-99	1	0	0	6	Bob Brown 1966-73	0	0	0	+2
Larry Krause 1970-71, 73-74	1	0	0	6	Curtis Burrow 1988	0	2	0	2
Bill Larson 1980	1	0	0	6	Bill Forester 1953-63	0	0	0	+2
Charles Lee 2000-01	1	0	0	6	Dave Hanner 1952-64	0	0	0	+2
Mark Lee 1980-90	1	0	0	6	Ted Hendricks 1974	0	0	0	+2
Ace Loomis 1951-53	1	0	0	6	Russell Maryland 2000	0	0	0	+2
Dean Lowry 2016-20	1	0	0	6	Urban Odson 1946-49	0	0	0	+2
Steve Luke 1975-80	1	0	0	6	John Thierry 2000-01	0	0	0	+2
Marquand Manuel 2006	1	0	0	6	Tom Toner 1973, 75-77	0	0	0	+2
Larry Mason 1988	1	0	0	6	Dick Weisgerber 1938-40, 42	0	2	0	2
Al Matthews 1970-75	1	0	0	6	Dick Wildung 1946-51, 53	0	0	0	+2
Mike P. McCoy 1970-76	1	0	0	6	Cal Clemens 1936	0	1	0	1
Lamar McHan 1959-60	1	0	0	6	Glen Sorenson 1943-45	0	1	0	1
Steve Meilinger 1958, 60	1	0	0	6	Clayton Tonnemaker 1950, 53-54	0	1	0	1
Christine Michael 2016	1	0	0	6	Rich Wingo 1979, 81-84	0	1	0	1
Basil Mitchell 1999-2000	1	0	0	6						
Lee Morris 1987	1	0	0	6						
Dezman Moses 2012	1	0	0	6						
Mark Murphy 1980-85, 87-91	1	0	0	6						
Ed Neal 1945-51	1	0	0	6						
Brian Noble 1985-93	1	0	0	6						
Dan Orlich 1949-51	1	0	0	6						

+—includes safety
 ++—includes two safeties
 *—includes two-point conversion
 **—includes two two-point conversions
 ***—includes three two-point conversions
 ****—includes four two-point conversions

PACKERS VS. THE NFL

Franchise	REGULAR SEASON							POSTSEASON					PRESEASON		
	First Meeting	W	L	T	Pct	PF	PA	W	L	Pct	PF	PA	W	L	T
Arizona Cardinals ¹	1921	44	24	4	.647	1,289	966	1	2	.333	106	93	16	7	0
Atlanta Falcons.....	1966	17	14	0	.548	779	656	2	2	.500	113	112	5	2	0
Baltimore Ravens.....	1998	4	2	0	.667	108	135	0	0	—	0	0	1	1	0
Buffalo Bills.....	1974	5	8	0	.385	234	258	0	0	—	0	0	10	3	0
Carolina Panthers.....	1996*	10	6	0	.625	442	363	1	0	1.000	30	13	0	1	0
Chicago Bears ²	1921	100	94	6	.515	3,506	3,418	1	1	.500	35	47	12	5	2
Cincinnati Bengals.....	1971	6	7	0	.462	246	288	0	0	—	0	0	5	11	1
Cleveland Browns ³	1953	12	7	0	.632	456	355	1	0	1.000	23	12	11	14	0
Dallas Cowboys.....	1960	16	13	0	.552	689	630	4	4	.500	194	233	9	6	0
Denver Broncos.....	1971	7	6	1	.536	311	256	0	1	.000	24	31	3	7	0
Detroit Lions ⁴	1930	102	72	7	.586	3,856	3,379	2	0	1.000	44	36	1	0	0
Houston Texans.....	2004	4	1	0	.800	135	94	0	0	—	0	0	1	0	0
Indianapolis Colts ⁵	1953	20	23	1	.466	979	1,015	1	0	1.000	13	10	4	5	0
Jacksonville Jaguars.....	1995	5	2	0	.714	168	141	0	0	—	0	0	0	2	0
Kansas City Chiefs ⁶	1966*	4	7	1	.375	235	254	1	0	1.000	35	10	9	9	1
Las Vegas Raiders ⁷	1967*	8	5	0	.615	320	228	1	0	1.000	33	14	5	7	0
Los Angeles Chargers ⁸	1970	10	2	0	.833	353	212	0	0	—	0	0	1	2	1
Los Angeles Rams ⁹	1937	45	46	2	.495	2,121	2,134	2	1	.667	77	70	4	2	0
Miami Dolphins.....	1971	5	10	0	.333	287	345	0	0	—	0	0	5	4	0
Minnesota Vikings.....	1961	62	54	3	.534	2,614	2,330	1	1	.500	41	41	0	0	0
New England Patriots ¹⁰	1973	5	6	0	.455	258	231	1	0	1.000	35	21	7	7	0
New Orleans Saints.....	1968	17	9	0	.654	734	618	0	0	—	0	0	7	2	0
New York Giants.....	1928	29	23	2	.558	977	953	5	3	.625	189	110	19	9	2
New York Jets ¹¹	1973	5	8	0	.385	224	292	0	0	—	0	0	6	2	0
Philadelphia Eagles.....	1933	27	15	0	.643	887	709	1	2	.333	51	53	7	9	0
Pittsburgh Steelers ¹²	1933	18	16	0	.529	814	642	1	0	1.000	31	25	15	10	1
San Francisco 49ers.....	1950	33	28	1	.541	1,285	1,287	4	4	.500	208	191	2	3	0
Seattle Seahawks.....	1976	11	8	0	.579	486	387	3	1	.750	125	98	2	3	0
Tampa Bay Buccaneers.....	1977	32	22	1	.591	1,068	911	1	1	.500	47	38	1	1	0
Tennessee Titans ¹³	1972	6	7	0	.462	309	314	0	0	—	0	0	4	8	0
Washington Football Team ¹⁴	1932	19	15	1	.559	683	595	2	1	.667	59	40	15	11	0

* first meeting came in the postseason

Note: From 1921-71, tie games were not included in winning percentage

¹—Phoenix Cardinals (1988-93), St. Louis Cardinals (1960-87) and Chicago Cardinals (1920-59)

²—Chicago Staleys (1921); Decatur Staleys (1920)

³—Did not play from 1996-98; rejoined league as expansion franchise in 1999

⁴—Portsmouth (Ohio) Spartans (1930-33)

⁵—Baltimore Colts (1953-83); does not include 1950 meeting with original franchise (see defunct teams below)

⁶—Dallas Texans (1960-62)

⁷—Oakland Raiders (1960-81, 1995-2019); Los Angeles Raiders (1982-94)

⁸—Los Angeles Chargers (1960, 2017-present); San Diego Chargers (1961-2016)

⁹—Los Angeles Rams (1946-94, 2016-present); St. Louis Rams (1995-2015); Cleveland Rams (1937-42, 1944-45)

¹⁰—Boston Patriots (1960-70)

¹¹—New York Titans (1960-62)

¹²—Pittsburgh Pirates (1933-39)

¹³—Tennessee Oilers (1997-98); Houston Oilers (1960-96)

¹⁴—Washington Redskins (1937-2019), Boston Redskins (1933-36); Boston Braves (1932)



PACKERS ALL-TIME VS. DEFUNCT TEAMS (1921-52)

Baltimore Colts.....	0-1-0	Milwaukee Badgers.....	9-0-1
Boston Yanks.....	3-0-0	Minneapolis Marines/Red Jackets.....	8-0-0
Brooklyn Dodgers/Tigers.....	10-0-0	New York Bulldogs/Yanks.....	2-3-0
Card-Pitt.....	2-0-0	New York Yankees.....	1-0-1
Cincinnati Reds.....	1-0-0	Phil-Pitt Steagles.....	1-0-0
Cleveland Bulldogs.....	1-0-0	Pottsville Maroons.....	1-2-0
Cleveland Indians.....	1-0-0	Providence Steam Roller.....	4-0-1
Columbus Panhandles.....	1-0-0	Racine Legion/Tornadoes.....	4-3-1
Dallas Texans.....	2-0-0	Rochester Jeffersons.....	1-0-0
Dayton Triangles.....	5-0-0	Rock Island Independents.....	1-3-1
Detroit Panthers.....	2-0-0	St. Louis All-Stars.....	1-0-1
Duluth Kelleys/Eskimos.....	3-1-1	St. Louis Gunners.....	1-0-0
Evansville Crimson Giants.....	1-0-0	Staten Island Stapletons.....	4-0-0
Frankford Yellow Jackets.....	5-4-1		
Hammond Pros.....	3-0-0		
Kansas City Blues.....	2-0-0		
Louisville Colonels.....	1-0-0		

* — Franchise folded after 1950 season, replaced in 1953 by current team, which moved to Indianapolis in 1984.

RESULTS BY TEAM

ARIZONA*

- 1921 — Tie, 3-3 (C, Nov. 20)
 1922 — Cardinals, 16-3 (C, Oct. 15)
 1924 — Cardinals, 3-0 (C, Oct. 5)
 1925 — Cardinals, 9-6 (C, Nov. 8)
 1926 — Cardinals, 13-7 (GB, Oct. 10)
 Packers, 3-0 (C, Oct. 31)
 1927 — Packers, 13-0 (GB, Oct. 16)
 Tie, 6-6 (C, Nov. 6)
 1928 — Packers, 20-0 (GB, Oct. 14)
 1929 — Packers, 9-2 (GB, Oct. 6)
 Packers, 7-6 (C, Oct. 27)
 Packers, 12-0 (C, Nov. 17)
 1930 — Packers, 14-0 (GB, Sept. 21)
 Cardinals, 13-6 (C, Nov. 16)
 1931 — Packers, 26-7 (GB, Oct. 11)
 Cardinals, 21-13 (C, Nov. 15)
 1932 — Packers, 15-7 (GB, Sept. 18)
 Packers, 19-9 (C, Nov. 6)
 1933 — Packers, 14-6 (C, Nov. 5)
 1934 — Packers, 15-0 (GB, Oct. 21)
 Cardinals, 9-0 (Milw, Nov. 18)
 Cardinals, 6-0 (C, Nov. 29)
 1935 — Cardinals, 7-6 (GB, Sept. 15)
 Cardinals, 3-0 (Milw, Oct. 13)
 Cardinals, 9-7 (C, Nov. 28)
 1936 — Packers, 10-7 (GB, Sept. 13)
 Packers, 24-0 (Milw, Oct. 4)
 Tie, 0-0 (C, Dec. 6)
 1937 — Cardinals, 14-7 (GB, Sept. 12)
 Packers, 34-13 (Milw, Oct. 10)
 1938 — Packers, 28-7 (Packers, Sept. 25)
 Packers, 24-22 (Buffalo, Sept. 28)
 1939 — Packers, 14-10 (GB, Sept. 17)
 Packers, 27-20 (Milw, Oct. 8)
 1940 — Packers, 31-6 (Milw, Sept. 29)
 Packers, 28-7 (C, Nov. 10)
 1941 — Packers, 14-13 (Milw, Oct. 5)
 Packers, 17-9 (GB, Nov. 16)
 1942 — Packers, 17-13 (C, Oct. 4)
 Packers, 55-24 (GB, Nov. 1)
 1943 — Packers, 28-7 (C, Oct. 3)
 Packers, 35-14 (Milw, Nov. 14)
 1945 — Packers, 33-14 (GB, Oct. 28)
 1946 — Packers, 19-7 (C, Nov. 10)
 Cardinals, 24-6 (GB, Nov. 24)
 1947 — Cardinals, 14-10 (GB, Oct. 12)
 Cardinals, 21-20 (C, Nov. 16)
 1948 — Cardinals, 17-7 (Milw, Oct. 10)
 Cardinals, 42-7 (C, Dec. 5)
 1949 — Cardinals, 39-17 (Milw, Oct. 16)
 Cardinals, 41-21 (C, Nov. 27)
 1955 — Packers, 31-14 (GB, Nov. 13)
 1956 — Packers, 24-1 (C, Dec. 2)
 1962 — Packers, 17-0 (Milw, Sept. 23)
 1963 — Packers, 30-7 (STL, Oct. 20)
 1967 — Packers, 31-23 (STL, Oct. 30)
 1969 — Packers, 45-28 (GB, Dec. 21)
 1971 — Tie, 16-16 (STL, Dec. 5)
 1973 — Packers, 25-21 (GB, Nov. 11)
 1976 — Cardinals, 29-0 (STL, Sept. 19)
 1982 — **Packers, 41-16 (GB, Jan. 8, 1983)
 1984 — Packers, 24-23 (GB, Sept. 2)
 1985 — Cardinals, 43-28 (STL, Sept. 29)
 1988 — Packers, 26-17 (P, Dec. 18)
 1990 — Packers, 24-21 (C, Nov. 18)
 1999 — Packers, 49-24 (GB, Jan. 2, 2000)
 2000 — Packers, 29-3 (Ari, Sept. 24)
 2003 — Cardinals, 20-13 (Ari, Sept. 21)
 2006 — Packers, 31-14 (GB, Oct. 29)
 2009 — Packers, 33-7 (Ari, Jan. 3, 2010)
 **Cardinals, 51-45 OT (Ari, Jan. 10, 2010)
 2012 — Packers, 31-17 (GB, Nov. 4)
 2015 — Cardinals, 38-8 (Ari, Dec. 27)
 +Cardinals, 26-20 OT (Ari, Jan. 16, 2016)
 2018 — Cardinals, 20-17 (GB, Dec. 2)
 *Franchise location known as
 Phoenix prior to 1994, located in
 St. Louis prior to 1988, and in Chicago
 prior to 1960
 **NFC First-Round Playoff
 ***NFC Wild Card Playoff
 +NFC Divisional Playoff

ATLANTA

- 1966 — Packers, 56-3 (Milw, Oct. 23)
 1967 — Packers, 23-0 (Milw, Oct. 1)
 1968 — Packers, 38-7 (A, Oct. 6)
 1969 — Packers, 28-10 (GB, Oct. 26)
 1970 — Packers, 27-24 (GB, Sept. 27)
 1971 — Falcons, 28-21 (A, Nov. 22)
 1972 — Falcons, 10-9 (Milw, Oct. 22)
 1974 — Falcons, 10-3 (A, Dec. 15)
 1975 — Packers, 22-13 (GB, Dec. 21)
 1976 — Packers, 24-20 (A, Dec. 12)
 1979 — Falcons, 25-7 (A, Oct. 7)
 1981 — Falcons, 31-17 (GB, Sept. 13)
 1982 — Packers, 38-7 (A, Dec. 26)
 1983 — Falcons, 47-41 OT (A, Nov. 27)
 1988 — Falcons, 20-0 (A, Nov. 6)
 1989 — Packers, 23-21 (Milw, Oct. 1)
 1991 — Falcons, 35-31 (A, Dec. 1)
 1992 — Falcons, 24-10 (A, Oct. 4)
 1994 — Packers, 21-17 (Milw, Dec. 18)
 1995 — *Packers, 37-20 (GB, Dec. 31)
 2001 — Falcons, 23-20 (GB, Nov. 18)
 2002 — Packers, 37-34 OT (GB, Sept. 8)
 *Falcons, 27-7 (GB, Jan. 4, 2003)
 2005 — Packers, 33-25 (A, Nov. 13)
 2008 — Falcons, 27-24 (GB, Oct. 5)
 2010 — Falcons, 20-17 (A, Nov. 28)
 **Packers, 48-21 (A, Jan. 15, 2011)
 2011 — Packers, 25-14 (A, Oct. 9)
 2013 — Packers, 22-21 (GB, Dec. 8)
 2014 — Packers, 43-37 (GB, Dec. 8)
 2016 — Falcons, 33-32 (A, Oct. 30)
 +Falcons, 44-21 (A, Jan. 22, 2017)
 2017 — Falcons, 34-23 (A, Sept. 17)
 2018 — Packers, 34-20 (GB, Dec. 9)
 2020 — Packers, 30-16 (GB, Oct. 5)
 *NFC Wild Card Playoff
 **NFC Divisional Playoff
 +NFC Championship

BALTIMORE

- 1998 — Packers, 28-10 (GB, Oct. 25)
 2001 — Packers, 31-23 (GB, Oct. 14)
 2005 — Ravens, 48-3 (B, Dec. 19)
 2009 — Packers, 27-14 (GB, Dec. 7)
 2013 — Packers, 19-17 (B, Oct. 13)
 2017 — Ravens, 23-0 (GB, Nov. 19)

BUFFALO

- 1974 — Bills, 27-7 (GB, Oct. 6)
 1979 — Bills, 19-12 (B, Nov. 18)
 1982 — Packers, 33-21 (Milw, Dec. 5)
 1988 — Bills, 28-0 (B, Oct. 30)
 1991 — Bills, 34-24 (Milw, Nov. 10)
 1994 — Bills, 29-20 (B, Nov. 20)
 1997 — Packers, 31-21 (GB, Dec. 20)
 2000 — Bills, 27-18 (B, Sept. 10)
 2002 — Packers, 10-0 (GB, Dec. 22)
 2006 — Bills, 24-10 (B, Nov. 5)
 2010 — Packers, 34-7 (GB, Sept. 19)
 2014 — Bills, 21-13 (B, Dec. 14)
 2018 — Packers, 22-0 (GB, Sept. 30)

CAROLINA

- 1996 — *Packers, 30-13 (GB, Jan. 12, 1997)
 1997 — Packers, 31-10 (C, Dec. 14)
 1998 — Packers, 37-30 (C, Sept. 27)
 1999 — Panthers, 33-31 (GB, Dec. 12)
 2000 — Panthers, 31-14 (C, Nov. 27)
 2001 — Packers, 28-7 (C, Sept. 30)
 2002 — Packers, 17-14 (GB, Sept. 29)
 2004 — Packers, 24-14 (C, Sept. 13)
 2005 — Panthers, 32-29 (C, Oct. 3)
 2007 — Packers, 31-17 (GB, Nov. 18)
 2008 — Panthers, 35-31 (GB, Nov. 30)
 2011 — Packers, 30-23 (C, Sept. 18)
 2014 — Packers, 38-17 (GB, Oct. 19)
 2015 — Panthers, 37-29 (C, Nov. 8)
 2017 — Panthers, 31-24 (C, Dec. 17)
 2019 — Packers, 24-16 (GB, Nov. 10)
 2020 — Packers, 24-16 (GB, Dec. 19)
 *NFC Championship

CHICAGO*

- 1921 — *Staleys, 20-0 (C, Nov. 27)
 1923 — Bears, 3-0 (GB, Oct. 14)
 1924 — Bears, 3-0 (C, Nov. 23)
 1925 — Packers, 14-10 (GB, Sept. 27)
 Bears, 21-0 (C, Nov. 22)
 1926 — Tie, 6-6 (GB, Sept. 26)
 Bears, 19-13 (C, Nov. 21)
 Tie, 3-3 (C, Dec. 19)
 1927 — Bears, 7-6 (GB, Oct. 2)
 Bears, 14-6 (C, Nov. 20)
 1928 — Tie, 12-12 (GB, Sept. 30)
 Packers, 16-6 (C, Oct. 21)
 Packers, 6-0 (C, Dec. 9)
 1929 — Packers, 23-0 (GB, Sept. 29)
 Packers, 14-0 (C, Nov. 10)
 Packers, 25-0 (C, Dec. 8)
 1930 — Packers, 7-0 (GB, Sept. 28)
 Packers, 13-12 (C, Nov. 9)
 Bears, 21-0 (C, Dec. 7)
 1931 — Packers, 7-0 (GB, Sept. 27)
 Packers, 6-2 (C, Nov. 1)
 Bears, 7-6 (C, Dec. 6)
 1932 — Tie, 0-0 (GB, Sept. 25)
 Packers, 2-0 (C, Oct. 16)
 Bears, 9-0 (C, Dec. 11)
 1933 — Bears, 14-7 (GB, Sept. 24)
 Bears, 10-7 (C, Oct. 22)
 Bears, 7-6 (C, Dec. 10)
 1934 — Bears, 24-10 (GB, Sept. 23)
 Bears, 27-14 (C, Oct. 28)
 1935 — Packers, 7-0 (GB, Sept. 22)
 Packers, 17-14 (C, Oct. 27)
 1936 — Bears, 30-3 (GB, Sept. 20)
 Packers, 21-10 (C, Nov. 1)
 1937 — Bears, 14-2 (GB, Sept. 19)
 Packers, 24-14 (C, Nov. 7)
 1938 — Bears, 2-0 (GB, Sept. 18)
 Packers, 24-17 (C, Nov. 6)
 1939 — Packers, 21-16 (GB, Sept. 4)
 Bears, 30-27 (C, Nov. 5)
 1940 — Bears, 41-10 (GB, Sept. 22)
 Bears, 14-7 (C, Nov. 3)
 1941 — Bears, 25-17 (GB, Sept. 28)
 Packers, 16-14 (C, Nov. 2)
 **Bears, 33-14 (C, Dec. 14)
 1942 — Bears, 44-28 (GB, Sept. 27)
 Bears, 38-7 (C, Nov. 15)
 1943 — Tie, 21-21 (GB, Sept. 26)
 Bears, 21-7 (C, Nov. 7)
 1944 — Packers, 42-28 (GB, Sept. 24)
 Bears, 21-0 (C, Nov. 5)
 1945 — Packers, 31-21 (GB, Sept. 30)
 Bears, 28-24 (C, Nov. 4)
 1946 — Bears, 30-7 (GB, Sept. 29)
 Bears, 10-7 (C, Nov. 3)
 1947 — Packers, 29-20 (GB, Sept. 28)
 Bears, 20-17 (C, Nov. 9)
 1948 — Bears, 45-7 (GB, Sept. 26)
 Bears, 7-6 (C, Nov. 14)
 1949 — Bears, 17-0 (GB, Sept. 25)
 Bears, 24-3 (C, Nov. 6)
 1950 — Packers, 31-21 (GB, Oct. 1)
 Bears, 28-14 (C, Oct. 15)
 1951 — Bears, 31-20 (GB, Sept. 30)
 Bears, 24-13 (C, Nov. 18)
 1952 — Bears, 24-14 (GB, Sept. 28)
 Packers, 41-28 (C, Nov. 9)
 1953 — Bears, 17-13 (GB, Oct. 4)
 Tie, 21-21 (C, Nov. 8)
 1954 — Bears, 10-3 (GB, Oct. 3)
 Bears, 28-23 (C, Nov. 7)
 1955 — Packers, 24-3 (GB, Oct. 2)
 Bears, 52-31 (C, Nov. 6)
 1956 — Bears, 37-21 (GB, Oct. 7)
 Bears, 38-14 (C, Nov. 11)
 1957 — Packers, 21-17 (GB, Sept. 29)
 Bears, 21-14 (C, Nov. 10)
 1958 — Bears, 34-20 (GB, Sept. 28)
 Bears, 24-10 (C, Nov. 9)
 1959 — Packers, 9-6 (GB, Sept. 27)
 Bears, 28-17 (C, Nov. 8)

CHICAGO *continued*

1960 — Bears, 17-14 (GB, Sept. 25)
Packers, 41-13 (C, Dec. 4)

1961 — Packers, 24-0 (GB, Oct. 1)
Packers, 31-28 (C, Nov. 12)

1962 — Packers, 49-0 (GB, Sept. 30)
Packers, 38-7 (C, Nov. 4)

1963 — Bears, 10-3 (GB, Sept. 15)
Bears, 26-7 (C, Nov. 17)

1964 — Packers, 23-12 (GB, Sept. 13)
Packers, 17-3 (C, Dec. 5)

1965 — Packers, 23-14 (GB, Oct. 3)
Bears, 31-10 (C, Oct. 31)

1966 — Packers, 17-0 (C, Oct. 16)
Packers, 13-6 (GB, Nov. 20)

1967 — Packers, 13-10 (GB, Sept. 24)
Packers, 17-13 (C, Nov. 26)

1968 — Bears, 13-10 (GB, Nov. 3)
Packers, 28-27 (C, Dec. 15)

1969 — Packers, 17-0 (GB, Sept. 21)
Packers, 21-3 (C, Dec. 14)

1970 — Packers, 20-19 (GB, Nov. 15)
Bears, 35-17 (C, Dec. 13)

1971 — Packers, 17-14 (C, Nov. 7)
Packers, 31-10 (GB, Dec. 12)

1972 — Packers, 20-17 (GB, Oct. 8)
Packers, 23-17 (C, Nov. 12)

1973 — Bears, 31-17 (GB, Nov. 4)
Packers, 21-0 (C, Dec. 16)

1974 — Bears, 10-9 (C, Oct. 21)
Packers, 20-3 (Milw, Nov. 10)

1975 — Bears, 27-14 (C, Nov. 9)
Packers, 28-7 (GB, Nov. 30)

1976 — Bears, 24-13 (C, Nov. 14)
Bears, 16-10 (GB, Nov. 28)

1977 — Bears, 26-0 (GB, Oct. 30)
Bears, 21-10 (C, Dec. 11)

1978 — Packers, 24-14 (GB, Oct. 8)
Bears, 14-0 (C, Dec. 10)

1979 — Bears, 6-3 (C, Sept. 2)
Bears, 15-14 (GB, Dec. 9)

1980 — Packers, 12-6 OT (GB, Sept. 7)
Bears, 61-7 (C, Dec. 7)

1981 — Packers, 16-9 (C, Sept. 6)
Packers, 21-17 (GB, Nov. 15)

1983 — Packers, 31-28 (GB, Dec. 4)
Bears, 23-21 (C, Dec. 18)

1984 — Bears, 9-7 (GB, Sept. 16)
Packers, 20-14 (C, Dec. 9)

1985 — Bears, 23-7 (C, Oct. 21)
Bears, 16-10 (GB, Nov. 3)

1986 — Bears, 25-12 (GB, Sept. 22)
Bears, 12-10 (C, Nov. 23)

1987 — Bears, 26-24 (GB, Nov. 8)
Bears, 23-10 (C, Nov. 29)

1988 — Bears, 24-6 (GB, Sept. 25)
Bears, 16-0 (C, Nov. 27)

1989 — Packers, 14-13 (GB, Nov. 5)
Packers, 40-28 (C, Dec. 17)

1990 — Bears, 31-13 (GB, Sept. 16)
Bears, 27-13 (C, Oct. 7)

1991 — Bears, 10-0 (GB, Oct. 17)
Bears, 27-13 (C, Dec. 8)

1992 — Bears, 30-10 (GB, Oct. 25)
Packers, 17-3 (C, Nov. 22)

1993 — Packers, 17-3 (GB, Oct. 31)
Bears, 30-17 (C, Dec. 5)

1994 — Packers, 33-6 (C, Oct. 31)
Packers, 40-3 (GB, Dec. 11)

1995 — Packers, 27-24 (C, Sept. 11)
Packers, 35-28 (GB, Nov. 12)

1996 — Packers, 37-6 (C, Oct. 6)
Packers, 28-17 (GB, Dec. 1)

1997 — Packers, 38-24 (GB, Sept. 1)
Packers, 24-23 (C, Oct. 12)

1998 — Packers, 26-20 (GB, Dec. 13)
Packers, 16-13 (C, Dec. 27)

1999 — Bears, 14-13 (GB, Nov. 7)
Packers, 35-19 (C, Dec. 5)

2000 — Bears, 27-24 (GB, Oct. 1)
Packers, 28-6 (C, Dec. 3)

2001 — Packers, 20-12 (C, Nov. 11)
Packers, 17-7 (GB, Dec. 9)

2002 — Packers, 34-21 (Champaign, Oct. 7)
Packers, 30-20 (GB, Dec. 1)

2003 — Packers, 38-23 (C, Sept. 29)
Packers, 34-21 (GB, Dec. 7)

2004 — Bears, 21-10 (GB, Sept. 19)
Packers, 31-14 (C, Jan. 2, 2005)

2005 — Bears, 19-7 (C, Dec. 4)
Bears, 24-17 (GB, Dec. 25)

2006 — Bears, 26-0 (GB, Sept. 10)
Packers, 26-7 (C, Dec. 31)

2007 — Bears, 27-20 (GB, Oct. 7)
Bears, 35-7 (C, Dec. 23)

2008 — Packers, 37-3 (GB, Nov. 16)
Bears, 20-17 OT (C, Dec. 22)

2009 — Packers, 21-15 (GB, Sept. 13)
Packers, 21-14 (C, Dec. 13)

2010 — Bears, 20-17 (C, Sept. 27)
Packers, 10-3 (GB, Jan. 2, 2011)
+Packers, 21-14 (C, Jan. 23, 2011)

2011 — Packers, 27-17 (C, Sept. 25)
Packers, 35-21 (GB, Dec. 25)

2012 — Packers, 23-10 (GB, Sept. 13)
Packers, 21-13 (C, Dec. 16)

2013 — Bears, 27-20 (GB, Nov. 4)
Packers, 33-28 (C, Dec. 29)

2014 — Packers, 38-17 (C, Sept. 28)
Packers, 55-14 (GB, Nov. 9)

2015 — Packers, 31-23 (C, Sept. 13)
Bears, 17-13 (GB, Nov. 26)

2016 — Packers, 26-10 (GB, Oct. 20)
Packers, 30-27 (C, Dec. 18)

2017 — Packers, 35-14 (GB, Sept. 28)
Packers, 23-16 (C, Nov. 12)

2018 — Packers, 24-23 (GB, Sept. 9)
Bears, 24-17 (C, Dec. 16)

2019 — Packers, 10-3 (C, Sept. 5)
Packers, 21-13 (GB, Dec. 15)

2020 — Packers, 41-25 (GB, Nov. 29)
Packers, 35-16 (C, Jan. 3, 2021)

*Bears known as Stealys prior to 1922

**Western Division Playoff

+NFL Championship

CINCINNATI

1971 — Packers, 20-17 (GB, Oct. 3)

1976 — Bengals, 28-7 (C, Sept. 26)

1977 — Bengals, 17-7 (Milw, Oct. 9)

1980 — Packers, 14-9 (GB, Oct. 5)

1983 — Bengals, 34-14 (C, Oct. 30)

1986 — Bengals, 34-28 (Milw, Oct. 5)

1992 — Packers, 24-23 (GB, Sept. 20)

1995 — Packers, 24-10 (GB, Dec. 3)

1998 — Packers, 13-6 (C, Sept. 20)

2005 — Bengals, 21-14 (C, Oct. 30)

2009 — Bengals, 31-24 (GB, Sept. 20)

2013 — Bengals, 34-30 (C, Sept. 22)

2017 — Packers, 27-24 OT (GB, Sept. 24)

CLEVELAND

1953 — Browns, 27-0 (Milw, Sept. 27)

1955 — Browns, 41-10 (C, Oct. 23)

1956 — Browns, 24-7 (Milw, Nov. 4)

1961 — Packers, 49-17 (C, Oct. 15)

1964 — Packers, 28-21 (Milw, Nov. 22)

1965 — *Packers, 23-12 (GB, Jan. 2, 1966)

1966 — Packers, 21-20 (C, Sept. 18)

1967 — Packers, 55-7 (Milw, Nov. 12)

1969 — Browns, 20-7 (C, Dec. 7)

1972 — Packers, 26-10 (C, Sept. 17)

1980 — Browns, 26-21 (C, Oct. 19)

1983 — Packers, 35-21 (Milw, Nov. 6)

1986 — Packers, 17-14 (C, Oct. 19)

1992 — Browns, 17-6 (C, Oct. 18)

1995 — Packers, 31-20 (C, Nov. 19)

2001 — Packers, 30-7 (GB, Dec. 23)

2005 — Browns, 26-24 (GB, Sept. 18)

2009 — Packers, 31-3 (C, Oct. 25)

2013 — Packers, 31-13 (GB, Oct. 20)

2017 — Packers, 27-21 OT (C, Dec. 10)

*NFL Championship

DALLAS

1960 — Packers, 41-7 (GB, Nov. 13)

1964 — Packers, 45-21 (D, Nov. 29)

1965 — Packers, 13-3 (Milw, Oct. 24)

1966 — *Packers, 34-27 (D, Jan. 1, 1967)

1967 — *Packers, 21-17 (GB, Dec. 31)

1968 — Packers, 28-17 (D, Oct. 28)

1970 — Cowboys, 16-3 (D, Nov. 26)

1972 — Packers, 16-13 (Milw, Oct. 1)

1975 — Packers, 19-17 (D, Oct. 19)

1978 — Cowboys, 42-14 (Milw, Nov. 12)

1980 — Cowboys, 28-7 (Milw, Sept. 28)

1982 — *Cowboys, 37-26 (D, Jan. 16, 1983)

1984 — Cowboys, 20-6 (D, Sept. 23)

1989 — Packers, 31-13 (GB, Oct. 8)
Packers, 20-10 (D, Dec. 24)

1991 — Cowboys, 20-17 (Milw, Oct. 6)

1993 — Cowboys, 36-14 (D, Oct. 3)
+Cowboys, 27-17 (D, Jan. 16, 1994)

1994 — Cowboys, 42-9 (D, Nov. 24)
+Cowboys, 35-31 (D, Jan. 8, 1995)

1995 — Cowboys, 34-24 (D, Oct. 8)
+Cowboys, 38-27 (D, Jan. 14, 1996)

1996 — Cowboys, 21-6 (D, Nov. 18)

1997 — Packers, 45-17 (GB, Nov. 23)

1999 — Cowboys, 27-13 (D, Nov. 14)

2004 — Packers, 41-20 (GB, Oct. 24)

2007 — Cowboys, 37-27 (D, Nov. 29)

2008 — Cowboys, 27-16 (GB, Sept. 21)

2009 — Packers, 17-7 (GB, Nov. 15)

2010 — Packers, 45-7 (GB, Nov. 7)

2013 — Packers, 37-36 (D, Dec. 15)

2014 — +Packers, 26-21 (GB, Jan. 11, 2015)

2015 — Packers, 28-7 (GB, Dec. 13)

2016 — Cowboys, 30-16 (GB, Oct. 16)
+Packers, 34-31 (D, Jan. 15, 2017)

2017 — Packers, 35-31 (D, Oct. 8)

2019 — Packers, 34-24 (D, Oct. 6)

*NFL Championship

**NFC Second-Round Playoff

+NFC Divisional Playoff

++NFL Championship

DENVER

1971 — Packers, 34-13 (Milw, Sept. 26)

1975 — Broncos, 23-13 (D, Sept. 29)

1978 — Broncos, 16-3 (D, Nov. 19)

1984 — Broncos, 17-14 (D, Oct. 15)

1987 — Tie, 17-17 OT (Milw, Sept. 20)

1990 — Broncos, 22-13 (D, Dec. 30)

1993 — Packers, 30-27 (GB, Oct. 10)

1996 — Packers, 41-6 (GB, Dec. 8)

1997 — *Broncos, 31-24 (SD, Jan. 25, 1998)

1999 — Broncos, 31-10 (D, Oct. 17)

2003 — Packers, 31-3 (GB, Dec. 28)

2007 — Packers, 19-13 OT (D, Oct. 29)

2011 — Packers, 49-23 (GB, Oct. 2)

2015 — Broncos, 29-10 (D, Nov. 1)

2019 — Packers, 27-16 (GB, Sept. 22)

*Super Bowl XXXII

DETROIT*

1930 — Packers, 47-13 (GB, Nov. 2)
Tie, 6-6 (P, Dec. 14)

1932 — Packers, 15-10 (GB, Oct. 9)
Spartans, 19-0 (P, Dec. 4)

1933 — Packers, 17-0 (GB, Oct. 8)
Spartans, 7-0 (P, Nov. 12)

1934 — Lions, 3-0 (GB, Oct. 7)
Packers, 3-0 (D, Nov. 25)

1935 — Packers, 13-9 (Milw, Oct. 20)
Packers, 31-7 (GB, Nov. 10)
Lions, 20-10 (D, Nov. 17)

1936 — Packers, 20-18 (GB, Oct. 18)
Packers, 26-17 (D, Nov. 29)

1937 — Packers, 26-6 (GB, Oct. 3)
Packers, 14-13 (D, Oct. 31)

1938 — Lions, 17-7 (GB, Oct. 9)
Packers, 28-7 (D, Nov. 13)

1939 — Packers, 26-7 (GB, Oct. 22)
Packers, 12-7 (D, Dec. 3)

1940 — Lions, 23-14 (GB, Oct. 20)
Packers, 50-7 (D, Nov. 24)

1941 — Packers, 23-0 (GB, Sept. 14)
Packers, 24-7 (D, Oct. 26)

1942 — Packers, 38-7 (Milw, Oct. 11)
Packers, 28-7 (D, Oct. 25)

1943 — Packers, 35-14 (GB, Oct. 10)
Packers, 27-6 (D, Oct. 24)

1944 — Packers, 27-6 (Milw, Oct. 1)
Packers, 14-0 (D, Oct. 29)

DETROIT *continued*

- 1945 — Packers, 57-21 (Milw. Oct. 7)
Lions, 14-3 (D. Dec. 2)
- 1946 — Packers, 10-7 (Milw. Oct. 27)
Packers, 9-0 (D. Nov. 17)
- 1947 — Packers, 34-17 (GB, Oct. 26)
Packers, 35-14 (D. Dec. 7)
- 1948 — Packers, 33-21 (GB, Oct. 3)
Lions, 24-20 (D. Oct. 31)
- 1949 — Packers, 16-14 (Milw. Oct. 30)
Lions, 21-7 (D. Dec. 11)
- 1950 — Lions, 45-7 (GB, Sept. 17)
Lions, 24-21 (D. Nov. 19)
- 1951 — Lions, 24-17 (GB, Nov. 4)
Lions, 52-35 (D. Nov. 22)
- 1952 — Lions, 52-17 (GB, Oct. 26)
Lions, 48-24 (D. Nov. 27)
- 1953 — Lions, 14-7 (GB, Nov. 15)
Lions, 34-15 (D. Nov. 26)
- 1954 — Lions, 21-17 (GB, Nov. 21)
Lions, 28-24 (D. Nov. 25)
- 1955 — Packers, 20-17 (GB, Sept. 25)
Lions, 24-10 (D. Nov. 24)
- 1956 — Lions, 20-16 (GB, Sept. 30)
Packers, 24-20 (D. Nov. 22)
- 1957 — Lions, 24-14 (GB, Oct. 15)
Lions, 18-6 (D. Nov. 28)
- 1958 — Tie, 13-13 (GB, Oct. 5)
Lions, 24-14 (D. Nov. 27)
- 1959 — Packers, 28-10 (GB, Oct. 4)
Packers, 24-17 (D. Nov. 26)
- 1960 — Packers, 28-9 (GB, Oct. 2)
Lions, 23-10 (D. Nov. 24)
- 1961 — Lions, 17-13 (Milw. Sept. 17)
Packers, 17-9 (D. Nov. 23)
- 1962 — Packers, 9-7 (GB, Oct. 7)
Lions, 26-14 (D. Nov. 22)
- 1963 — Packers, 31-10 (Milw. Sept. 22)
Tie, 13-13 (D. Nov. 28)
- 1964 — Packers, 14-10 (D. Sept. 28)
Packers, 30-7 (GB, Nov. 8)
- 1965 — Packers, 31-21 (D. Oct. 17)
Lions, 12-7 (GB, Nov. 7)
- 1966 — Packers, 23-14 (GB, Oct. 2)
Packers, 31-7 (D. Oct. 30)
- 1967 — Tie, 17-17 (GB, Sept. 17)
Packers, 27-17 (D. Oct. 8)
- 1968 — Lions, 23-17 (GB, Sept. 29)
Tie, 14-14 (D. Oct. 20)
- 1969 — Packers, 28-17 (D. Oct. 12)
Lions, 16-10 (GB, Nov. 23)
- 1970 — Lions, 40-0 (GB, Sept. 20)
Lions, 20-0 (D. Dec. 20)
- 1971 — Lions, 31-28 (D. Oct. 10)
Tie, 14-14 (Milw. Nov. 1)
- 1972 — Packers, 24-23 (D. Oct. 16)
Packers, 33-7 (GB, Dec. 3)
- 1973 — Tie, 13-13 (GB, Sept. 23)
Lions, 34-0 (D. Oct. 28)
- 1974 — Packers, 21-19 (Milw. Sept. 29)
Lions, 19-17 (D. Oct. 27)
- 1975 — Lions, 30-16 (Milw. Sept. 21)
Lions, 13-10 (D. Nov. 16)
- 1976 — Packers, 24-14 (GB, Oct. 3)
Lions, 27-6 (D. Oct. 31)
- 1977 — Lions, 10-6 (D. Oct. 16)
Packers, 10-9 (GB, Dec. 4)
- 1978 — Packers, 13-7 (D. Sept. 3)
Packers, 35-14 (Milw. Oct. 1)
- 1979 — Packers, 24-16 (Milw. Oct. 14)
Packers, 18-13 (D. Dec. 15)
- 1980 — Lions, 29-7 (Milw. Sept. 14)
Lions, 24-3 (D. Dec. 21)
- 1981 — Lions, 31-27 (D. Oct. 25)
Packers, 31-17 (GB, Dec. 6)
- 1982 — Lions, 30-10 (GB, Dec. 12)
Lions, 27-24 (D. Jan. 2, 1983)
- 1983 — Lions, 38-14 (D. Oct. 9)
Lions, 23-20 OT (Milw. Nov. 30)
- 1984 — Packers, 41-9 (GB, Oct. 28)
Lions, 31-28 (D. Nov. 22)
- 1985 — Packers, 43-10 (GB, Oct. 6)
Packers, 26-23 (D. Dec. 15)
- 1986 — Lions, 21-14 (GB, Oct. 12)
Packers, 44-40 (D. Nov. 27)

- 1987 — Lions, 19-16 OT (GB, Oct. 11)
Packers, 34-33 (D. Oct. 25)
- 1988 — Lions, 19-9 (Milw. Nov. 20)
Lions, 30-14 (D. Dec. 4)
- 1989 — Packers, 23-20 OT (Milw. Oct. 29)
Lions, 31-22 (D. Nov. 12)
- 1990 — Packers, 24-21 (D. Sept. 30)
Lions, 24-17 (GB, Dec. 22)
- 1991 — Lions, 23-14 (D. Sept. 8)
Lions, 21-17 (GB, Dec. 15)
- 1992 — Packers, 27-13 (D. Nov. 1)
Packers, 38-10 (Milw. Dec. 6)
- 1993 — Packers, 26-17 (Milw. Nov. 21)
Lions, 30-20 (D. Jan. 2, 1994)
**Packers, 28-24 (D. Jan. 8, 1994)
- 1994 — Packers, 38-30 (Milw. Nov. 6)
Lions, 34-31 (D. Dec. 4)
**Packers, 16-12 (GB, Dec. 31)
- 1995 — Packers, 30-21 (GB, Oct. 15)
Lions, 24-16 (D. Oct. 29)
- 1996 — Packers, 28-18 (GB, Nov. 3)
Packers, 31-3 (D. Dec. 15)
- 1997 — Lions, 26-15 (D. Sept. 28)
Packers, 20-10 (GB, Nov. 2)
- 1998 — Packers, 38-19 (GB, Sept. 6)
Lions, 27-20 (D. Oct. 15)
- 1999 — Lions, 23-15 (D. Sept. 19)
Packers, 26-17 (GB, Nov. 21)
- 2000 — Lions, 31-24 (D. Oct. 8)
Packers, 26-13 (GB, Dec. 10)
- 2001 — Packers, 28-6 (GB, Sept. 9)
Packers, 29-27 (D. Nov. 22)
- 2002 — Packers, 37-31 (D. Sept. 22)
Packers, 40-14 (GB, Nov. 1)
- 2003 — Packers, 31-6 (GB, Sept. 14)
Lions, 22-14 (D. Nov. 27)
- 2004 — Packers, 38-10 (D. Oct. 17)
Packers, 16-13 (GB, Dec. 12)
- 2005 — Lions, 17-3 (D. Sept. 11)
Packers, 16-13 OT (GB, Dec. 11)
- 2006 — Packers, 31-24 (D. Sept. 24)
Packers, 17-9 (GB, Dec. 17)
- 2007 — Packers, 37-26 (D. Nov. 22)
Packers, 34-13 (GB, Dec. 30)
- 2008 — Packers, 48-25 (D. Sept. 14)
Packers, 31-21 (GB, Dec. 28)
- 2009 — Packers, 26-0 (GB, Oct. 18)
Packers, 34-12 (D. Nov. 26)
- 2010 — Packers, 28-26 (GB, Oct. 3)
Lions, 7-3 (D. Dec. 12)
- 2011 — Packers, 27-15 (D. Nov. 24)
Packers, 45-41 (GB, Jan. 1, 2012)
- 2012 — Packers, 24-20 (D. Nov. 18)
Packers, 27-20 (GB, Dec. 9)
- 2013 — Packers, 22-9 (GB, Oct. 6)
Lions, 40-10 (D. Nov. 28)
- 2014 — Lions, 19-7 (D. Sept. 21)
Packers, 30-20 (GB, Dec. 28)
- 2015 — Lions, 18-16 (GB, Nov. 15)
Packers, 27-23 (D. Dec. 3)
- 2016 — Packers, 34-27 (GB, Sept. 25)
Packers, 31-24 (D. Jan. 1, 2017)
- 2017 — Lions, 30-17 (GB, Nov. 6)
Lions, 35-11 (D. Dec. 31)
- 2018 — Lions, 31-23 (D. Oct. 7)
Lions, 31-0 (GB, Dec. 30)
- 2019 — Packers, 23-22 (GB, Oct. 14)
Packers, 23-20 (D. Dec. 29)
- 2020 — Packers, 42-21 (GB, Sept. 20)
Packers, 31-24 (D. Dec. 13)

*Located in Portsmouth, Ohio, prior to 1934
and known as Spartans

**NFC Wild Card Playoff

HOUSTON

- 2004 — Packers, 16-13 (H. Nov. 21)
2008 — Texans, 24-21 (GB, Dec. 7)
2012 — Packers, 42-24 (H. Oct. 14)
2016 — Packers, 21-13 (GB, Dec. 4)
2020 — Packers, 35-20 (H. Oct. 25)

INDIANAPOLIS*

- 1953 — Packers, 37-14 (GB, Oct. 18)
Packers, 35-24 (B. Oct. 31)
- 1954 — Packers, 7-6 (B. Oct. 24)
Packers, 24-13 (Milw. Nov. 13)

- 1955 — Colts, 24-20 (Milw. Oct. 8)
Colts, 14-10 (B. Nov. 29)
- 1956 — Packers, 38-33 (Milw. Oct. 14)
Colts, 28-21 (B. Oct. 28)
- 1957 — Colts, 45-17 (Milw. Oct. 13)
Packers, 24-21 (B. Oct. 27)
- 1958 — Colts, 24-17 (Milw. Oct. 12)
Colts, 56-0 (B. Nov. 2)
- 1959 — Colts, 38-21 (B. Oct. 25)
Colts, 28-24 (Milw. Nov. 15)
- 1960 — Packers, 35-21 (GB, Oct. 9)
Colts, 38-24 (B. Nov. 6)
- 1961 — Packers, 45-7 (GB, Oct. 8)
Colts, 45-21 (B. Nov. 5)
- 1962 — Packers, 17-6 (B. Oct. 28)
Packers, 17-13 (GB, Nov. 18)
- 1963 — Packers, 31-20 (GB, Sept. 29)
Packers, 34-20 (B. Oct. 27)
- 1964 — Colts, 21-20 (GB, Sept. 20)
Colts, 24-21 (B. Oct. 18)
- 1965 — Packers, 20-17 (Milw. Sept. 26)
Packers, 42-27 (B. Dec. 12)
**Packers, 13-10 OT (GB, Dec. 26)
- 1966 — Packers, 24-3 (Milw. Sept. 10)
Packers, 14-10 (B. Dec. 10)
- 1967 — Colts, 13-10 (B. Nov. 5)
- 1968 — Colts, 16-3 (GB, Dec. 7)
- 1969 — Colts, 14-6 (B. Nov. 9)
- 1970 — Colts, 13-10 (Milw. Nov. 9)
- 1974 — Packers, 20-13 (B. Sept. 22)
- 1982 — Tie, 20-20 OT (B. Dec. 19)
- 1985 — Colts, 37-10 (I. Oct. 27)
- 1988 — Colts, 20-13 (GB, Nov. 13)
- 1991 — Packers, 14-10 (Milw. Nov. 24)
- 1997 — Colts, 41-38 (I. Nov. 16)
- 2000 — Packers, 26-24 (GB, Nov. 19)
- 2004 — Colts, 45-31 (I. Sept. 26)
- 2008 — Packers, 34-14 (GB, Oct. 19)
- 2012 — Colts, 30-27 (I. Oct. 7)
- 2016 — Colts, 31-26 (GB, Nov. 6)
- 2020 — Colts, 34-31 OT (I. Nov. 22)

*Franchise located in Baltimore prior to 1984

**Western Conference Championship

JACKSONVILLE

- 1995 — Packers, 24-14 (J. Sept. 24)
- 2001 — Packers, 28-21 (J. Dec. 3)
- 2004 — Jaguars, 28-25 (GB, Dec. 19)
- 2008 — Jaguars, 20-16 (J. Dec. 14)
- 2012 — Packers, 24-15 (GB, Oct. 28)
- 2016 — Packers, 27-23 (J. Sept. 11)
- 2020 — Packers, 24-20 (GB, Nov. 15)

KANSAS CITY

- 1966 — **Packers, 35-10 (LA, Jan. 15, 1967)
- 1973 — Tie, 10-10 (Milw. Oct. 14)
- 1977 — Chiefs, 20-10 (KC, Nov. 6)
- 1987 — Packers, 23-3 (KC, Nov. 22)
- 1989 — Chiefs, 21-3 (GB, Dec. 10)
- 1990 — Chiefs, 17-3 (GB, Sept. 23)
- 1993 — Chiefs, 23-16 (KC, Nov. 8)
- 1996 — Chiefs, 27-20 (KC, Nov. 10)
- 2003 — Chiefs, 40-34 OT (GB, Oct. 12)
- 2007 — Packers, 33-22 (KC, Nov. 4)
- 2011 — Chiefs, 19-14 (KC, Dec. 18)
- 2015 — Packers, 38-28 (GB, Sept. 28)
- 2019 — Packers, 31-24 (KC, Oct. 27)

*Super Bowl II

LAS VEGAS*

- 1967 — **Packers, 33-14 (Mia, Jan. 14, 1968)
- 1972 — Raiders, 20-14 (GB, Sept. 24)
- 1976 — Raiders, 18-14 (O. Oct. 24)
- 1978 — Raiders, 28-3 (GB, Sept. 17)
- 1984 — Raiders, 28-7 (LA, Sept. 9)
- 1987 — Raiders, 20-0 (GB, Sept. 13)
- 1990 — Packers, 29-16 (LA, Nov. 11)
- 1993 — Packers, 28-0 (GB, Dec. 26)
- 1999 — Packers, 28-24 (GB, Sept. 12)
- 2003 — Packers, 41-7 (O. Dec. 22)
- 2007 — Packers, 38-7 (GB, Dec. 9)
- 2011 — Packers, 46-16 (GB, Dec. 11)
- 2015 — Packers, 30-20 (O. Dec. 20)
- 2019 — Packers, 42-24 (GB, Oct. 20)

*Franchise located in Los Angeles, 1982-94;
in Oakland from 1995-2019

**Super Bowl II

L.A. CHARGERS*

- 1970 — Packers, 22-20 (SD, Oct. 12)
1974 — Packers, 34-0 (GB, Nov. 24)
1978 — Packers, 24-3 (SD, Sept. 24)
1984 — Chargers, 34-28 (GB, Oct. 7)
1993 — Packers, 20-13 (SD, Dec. 12)
1996 — Packers, 42-10 (GB, Sept. 15)
1999 — Packers, 31-3 (SD, Oct. 25)
2003 — Packers, 38-21 (SD, Dec. 14)
2007 — Packers, 31-24 (GB, Sept. 23)
2011 — Packers, 45-38 (SD, Nov. 6)
2015 — Packers, 27-20 (GB, Oct. 18)
2019 — Chargers, 26-11 (LA, Nov. 3)
**Franchise located in San Diego from 1961-2016; in Los Angeles in 1960 and since 2017*

L.A. RAMS*

- 1937 — Packers, 35-10 (C, Oct. 17)
Packers, 35-7 (GB, Oct. 24)
1938 — Packers, 26-17 (GB, Sept. 11)
Packers, 28-7 (C, Oct. 30)
1939 — Rams, 27-24 (GB, Oct. 1)
Packers, 7-6 (C, Nov. 26)
1940 — Packers, 31-14 (GB, Oct. 13)
Tie, 13-13 (C, Dec. 1)
1941 — Packers, 24-7 (Milw, Sept. 21)
Packers, 17-14 (C, Oct. 19)
1942 — Packers, 45-28 (GB, Oct. 18)
Packers, 30-12 (C, Nov. 8)
1944 — Packers, 30-21 (GB, Oct. 22)
Packers, 42-7 (C, Nov. 12)
1945 — Rams, 27-14 (GB, Oct. 14)
Rams, 20-7 (C, Nov. 11)
1946 — Rams, 21-17 (Milw, Oct. 6)
Rams, 38-17 (LA, Dec. 8)
1947 — Packers, 17-14 (Milw, Oct. 5)
Packers, 30-10 (LA, Nov. 30)
1948 — Packers, 16-0 (GB, Oct. 17)
Rams, 24-10 (LA, Nov. 28)
1949 — Rams, 48-7 (GB, Oct. 2)
Rams, 35-7 (LA, Oct. 23)
1950 — Rams, 45-14 (Milw, Nov. 12)
Rams, 51-14 (LA, Dec. 3)
1951 — Rams, 28-0 (Milw, Oct. 21)
Rams, 42-14 (LA, Dec. 16)
1952 — Rams, 30-28 (Milw, Oct. 12)
Rams, 45-27 (LA, Dec. 7)
1953 — Rams, 38-20 (Milw, Oct. 11)
Rams, 33-17 (LA, Dec. 12)
1954 — Packers, 35-17 (Milw, Oct. 17)
Rams, 35-27 (LA, Dec. 12)
1955 — Packers, 30-28 (Milw, Oct. 16)
Rams, 31-17 (LA, Dec. 11)
1956 — Packers, 42-17 (Milw, Oct. 21)
Rams, 49-21 (LA, Dec. 16)
1957 — Rams, 31-27 (Milw, Nov. 17)
Rams, 42-17 (LA, Dec. 8)
1958 — Rams, 20-7 (GB, Nov. 16)
Rams, 34-20 (LA, Dec. 14)
1959 — Rams, 45-6 (Milw, Oct. 18)
Packers, 38-20 (LA, Dec. 6)
1960 — Rams, 33-31 (Milw, Nov. 20)
Packers, 35-21 (LA, Dec. 17)
1961 — Packers, 35-17 (GB, Nov. 19)
Packers, 24-17 (LA, Dec. 17)
1962 — Packers, 41-10 (Milw, Dec. 2)
Packers, 20-17 (LA, Dec. 16)
1963 — Packers, 42-10 (GB, Oct. 6)
Packers, 31-14 (LA, Dec. 7)
1964 — Rams, 27-17 (Milw, Oct. 25)
Tie, 24-24 (LA, Dec. 13)
1965 — Packers, 6-3 (Milw, Nov. 14)
Rams, 21-10 (LA, Nov. 28)
1966 — Packers, 24-13 (GB, Sept. 25)
Packers, 27-23 (LA, Dec. 18)
1967 — Rams, 27-24 (LA, Dec. 9)
***Packers, 28-7 (Milw, Dec. 23)*
1968 — Rams, 16-14 (Milw, Oct. 13)
1969 — Rams, 34-21 (LA, Oct. 19)
1970 — Rams, 31-21 (GB, Oct. 18)
1971 — Rams, 30-13 (LA, Oct. 24)
1973 — Rams, 24-7 (LA, Oct. 21)
1974 — Packers, 17-6 (Milw, Oct. 13)
1975 — Rams, 22-5 (LA, Dec. 14)

- 1977 — Rams, 24-6 (Milw, Nov. 13)
1978 — Rams, 31-14 (LA, Dec. 17)
1980 — Rams, 51-21 (LA, Sept. 21)
1981 — Rams, 35-23 (LA, Sept. 20)
1982 — Packers, 35-23 (Milw, Sept. 12)
1983 — Packers, 27-24 (Milw, Sept. 18)
1984 — Packers, 31-6 (Milw, Nov. 18)
1985 — Rams, 34-17 (LA, Nov. 24)
1988 — Rams, 34-7 (GB, Sept. 4)
1989 — Rams, 41-38 (LA, Sept. 24)
1990 — Packers, 36-24 (GB, Sept. 9)
1991 — Rams, 23-21 (LA, Sept. 29)
1992 — Packers, 28-13 (GB, Dec. 20)
1993 — Packers, 36-6 (Milw, Sept. 5)
1994 — Packers, 24-17 (GB, Oct. 9)
1995 — Rams, 17-14 (GB, Sept. 3)
1996 — Packers, 24-9 (StL, Nov. 24)
1997 — Packers, 17-7 (GB, Nov. 9)
2001 — +Rams, 45-17 (StL, Jan. 20, 2002)
2003 — Rams, 34-24 (StL, Oct. 19)
2004 — Packers, 45-17 (GB, Nov. 29)
2006 — Rams, 23-20 (GB, Oct. 8)
2007 — Packers, 33-14 (StL, Dec. 16)
2009 — Packers, 36-17 (StL, Sept. 27)
2011 — Packers, 24-3 (GB, Oct. 16)
2012 — Packers, 30-20 (StL, Oct. 21)
2015 — Packers, 24-10 (GB, Oct. 11)
2018 — Rams, 29-27 (LA, Oct. 28)
2020 — Packers, +32-18 (GB, Jan. 16, 2021)
**Franchise located in St. Louis prior to 2016; in Los Angeles prior to 1995; in Cleveland prior to 1946*
***Western Conference Championship +NFC Divisional Playoff*

MIAMI

- 1971 — Dolphins, 27-6 (Mia, Dec. 19)
1975 — Dolphins, 31-7 (GB, Oct. 5)
1979 — Dolphins, 27-7 (Mia, Oct. 28)
1985 — Dolphins, 34-24 (GB, Dec. 8)
1988 — Dolphins, 24-17 (Mia, Sept. 18)
1989 — Dolphins, 23-20 (Mia, Oct. 22)
1991 — Dolphins, 16-13 (Mia, Sept. 22)
1994 — Dolphins, 24-14 (Milw, Sept. 11)
1997 — Packers, 23-18 (GB, Sept. 14)
2000 — Dolphins, 28-20 (Mia, Oct. 29)
2002 — Packers, 24-10 (GB, Nov. 4)
2006 — Packers, 34-24 (Mia, Oct. 22)
2010 — Dolphins, 23-20 OT (GB, Oct. 17)
2014 — Packers, 27-24 (Mia, Oct. 12)
2018 — Packers, 31-12 (GB, Nov. 11)

MINNESOTA

- 1961 — Packers, 33-7 (Minn, Oct. 22)
Packers, 28-10 (Milw, Oct. 29)
1962 — Packers, 34-7 (GB, Sept. 16)
Packers, 48-21 (Minn, Oct. 14)
1963 — Packers, 37-28 (Minn, Oct. 13)
Packers, 28-7 (GB, Nov. 10)

- 1964 — Vikings, 24-23 (GB, Oct. 4)
Packers, 42-13 (Minn, Nov. 1)
1965 — Packers, 38-21 (Minn, Nov. 21)
Packers, 24-19 (GB, Dec. 5)
1966 — Vikings, 20-17 (GB, Nov. 6)
Packers, 28-16 (Minn, Nov. 27)
1967 — Vikings, 10-7 (Milw, Oct. 15)
Packers, 30-27 (Minn, Dec. 3)
1968 — Vikings, 26-13 (Milw, Sept. 22)
Vikings, 14-10 (Minn, Nov. 10)
1969 — Vikings, 19-7 (Minn, Oct. 5)
Vikings, 9-7 (Milw, Nov. 16)
1970 — Packers, 13-10 (Milw, Oct. 4)
Vikings, 10-3 (Minn, Nov. 22)
1971 — Vikings, 24-13 (GB, Oct. 17)
Vikings, 3-0 (Minn, Nov. 14)
1972 — Vikings, 21-13 (GB, Oct. 29)
Packers, 23-7 (Minn, Dec. 10)
1973 — Vikings, 11-3 (Minn, Sept. 30)
Vikings, 31-7 (GB, Dec. 8)
1974 — Vikings, 32-17 (GB, Sept. 15)
Packers, 19-7 (Minn, Nov. 17)
1975 — Vikings, 28-17 (GB, Nov. 2)
Vikings, 24-3 (Minn, Dec. 7)
1976 — Vikings, 17-10 (Milw, Nov. 21)
Vikings, 20-9 (Minn, Dec. 5)
1977 — Vikings, 19-7 (Minn, Oct. 2)
Vikings, 13-6 (GB, Nov. 27)
1978 — Vikings, 21-7 (Minn, Oct. 22)
Tie, 10-10 OT (GB, Nov. 26)
1979 — Vikings, 27-21 OT (Minn, Sept. 23)
Packers, 19-7 (Milw, Nov. 11)
1980 — Packers, 16-3 (GB, Oct. 26)
Packers, 25-13 (Minn, Nov. 23)
1981 — Vikings, 30-13 (Milw, Sept. 27)
Packers, 35-23 (Minn, Nov. 29)
1982 — Packers, 26-7 (Milw, Nov. 21)
1983 — Vikings, 20-17 OT (GB, Oct. 23)
Packers, 29-21 (Minn, Nov. 13)
1984 — Packers, 45-17 (Milw, Nov. 11)
Packers, 38-14 (Minn, Dec. 16)
1985 — Packers, 20-17 (Milw, Oct. 13)
Packers, 27-17 (Minn, Nov. 10)
1986 — Vikings, 42-7 (Minn, Sept. 28)
Vikings, 32-6 (GB, Dec. 7)
1987 — Packers, 23-16 (Minn, Oct. 4)
Packers, 16-10 (Milw, Dec. 13)
1988 — Packers, 34-14 (Minn, Oct. 16)
Packers, 18-6 (GB, Dec. 11)
1989 — Vikings, 26-14 (Minn, Oct. 15)
Packers, 20-19 (Milw, Nov. 26)
1990 — Packers, 24-10 (Milw, Oct. 28)
Vikings, 23-7 (Minn, Dec. 2)
1991 — Vikings, 35-21 (GB, Nov. 17)
Packers, 27-7 (Minn, Dec. 21)
1992 — Vikings, 23-20 OT (GB, Sept. 6)
Vikings, 27-7 (Minn, Dec. 27)
1993 — Vikings, 15-13 (Minn, Sept. 26)
Vikings, 21-17 (Milw, Dec. 19)



MINNESOTA *continued*

- 1994 — Packers, 16-10 (GB, Sept. 4)
 Vikings, 13-10 OT (Minn, Oct. 20)
 1995 — Packers, 38-21 (GB, Oct. 22)
 Vikings, 27-24 (Minn, Nov. 5)
 1996 — Vikings, 30-21 (Minn, Sept. 22)
 Packers, 38-10 (GB, Dec. 22)
 1997 — Packers, 38-32 (GB, Sept. 21)
 Packers, 27-11 (Minn, Dec. 1)
 1998 — Vikings, 37-24 (GB, Oct. 5)
 Vikings, 28-14 (Minn, Nov. 22)
 1999 — Packers, 23-20 (GB, Sept. 26)
 Vikings, 24-20 (Minn, Dec. 20)
 2000 — Packers, 26-20 OT (GB, Nov. 6)
 Packers, 33-28 (Minn, Dec. 17)
 2001 — Vikings, 35-13 (Minn, Oct. 21)
 Packers, 24-13 (GB, Dec. 30)
 2002 — Vikings, 31-21 (Minn, Nov. 17)
 Packers, 26-22 (GB, Dec. 8)
 2003 — Vikings, 30-25 (GB, Sept. 7)
 Packers, 30-27 (Minn, Nov. 2)
 2004 — Packers, 34-31 (GB, Nov. 14)
 Packers, 34-31 (Minn, Dec. 24)
 *Vikings, 31-17 (GB, Jan. 9, 2005)
 2005 — Vikings, 23-20 (Minn, Oct. 23)
 Vikings, 20-17 (GB, Nov. 21)
 2006 — Packers, 23-17 (Minn, Nov. 12)
 Packers, 9-7 (GB, Dec. 21)
 2007 — Packers, 23-16 (Minn, Sept. 30)
 Packers, 34-0 (GB, Nov. 11)
 2008 — Packers, 24-19 (GB, Sept. 8)
 Vikings, 28-27 (Minn, Nov. 9)
 2009 — Vikings, 30-23 (Minn, Oct. 5)
 Vikings, 38-26 (GB, Nov. 1)
 2010 — Packers, 28-24 (GB, Oct. 24)
 Packers, 31-3 (Minn, Nov. 21)
 2011 — Packers, 33-27 (Minn, Oct. 23)
 Packers, 45-7 (GB, Nov. 14)
 2012 — Packers, 23-14 (GB, Dec. 2)
 Vikings, 37-34 (Minn, Dec. 30)
 *Packers, 24-10 (GB, Jan. 5, 2013)
 2013 — Packers, 44-31 (Minn, Oct. 27)
 Tie, 26-26 OT (GB, Nov. 24)
 2014 — Packers, 42-10 (GB, Oct. 2)
 Packers, 24-21 (Minn, Nov. 23)
 2015 — Packers, 30-13 (Minn, Nov. 22)
 Vikings, 20-13 (GB, Jan. 3, 2016)
 2016 — Vikings, 17-14 (Minn, Sept. 18)
 Packers, 38-25 (GB, Dec. 24)
 2017 — Vikings, 23-10 (Minn, Oct. 15)
 Vikings, 16-0 (GB, Dec. 23)
 2018 — Tie, 29-29 OT (GB, Sept. 16)
 Vikings, 24-17 (Minn, Nov. 25)
 2019 — Packers, 21-16 (GB, Sept. 15)
 Packers, 23-10 (Minn, Dec. 23)
 2020 — Packers, 43-34 (Minn, Sept. 13)
 Vikings, 28-22 (GB, Nov. 1)

*NFC Wild Card Playoff

NEW ENGLAND

- 1973 — Patriots, 33-24 (NE, Nov. 18)
 1979 — Packers, 27-14 (GB, Oct. 1)
 1985 — Patriots, 26-20 (NE, Sept. 8)
 1988 — Packers, 45-3 (Milw, Oct. 9)
 1994 — Patriots, 17-16 (NE, Oct. 2)
 1996 — *Packers, 35-21 (NO, Jan. 26, 1997)
 1997 — Packers, 28-10 (NE, Oct. 27)
 2002 — Packers, 28-10 (NE, Oct. 13)
 2006 — Patriots, 35-0 (GB, Nov. 19)
 2010 — Patriots, 31-27 (NE, Dec. 19)
 2014 — Packers, 26-21 (GB, Nov. 30)
 2018 — Patriots, 31-17 (NE, Nov. 4)
 *Super Bowl XXXI

NEW ORLEANS

- 1968 — Packers, 29-7 (Milw, Nov. 17)
 1971 — Saints, 29-21 (Milw, Nov. 28)
 1972 — Packers, 30-20 (NO, Dec. 17)
 1973 — Packers, 30-10 (Milw, Dec. 2)
 1975 — Saints, 20-19 (NO, Oct. 12)
 1976 — Packers, 32-27 (Milw, Nov. 7)
 1977 — Packers, 24-20 (NO, Sept. 18)
 1978 — Packers, 28-17 (Milw, Sept. 10)
 1979 — Packers, 28-19 (Milw, Sept. 9)
 1981 — Packers, 35-7 (NO, Dec. 13)
 1984 — Packers, 23-13 (NO, Nov. 4)

- 1985 — Packers, 38-14 (Milw, Nov. 17)
 1986 — Saints, 24-10 (NO, Sept. 14)
 1987 — Saints, 33-24 (NO, Dec. 27)
 1989 — Packers, 35-34 (GB, Sept. 17)
 1993 — Packers, 19-17 (NO, Nov. 14)
 1995 — Packers, 34-23 (NO, Dec. 16)
 2002 — Saints, 35-20 (NO, Sept. 15)
 2005 — Packers, 52-3 (GB, Oct. 9)
 2006 — Saints, 34-27 (GB, Sept. 17)
 2008 — Saints, 51-29 (NO, Nov. 24)
 2011 — Packers, 42-34 (GB, Sept. 8)
 2012 — Packers, 28-27 (GB, Sept. 30)
 2014 — Saints, 44-23 (NO, Oct. 26)
 2017 — Saints, 26-17 (GB, Oct. 22)
 2020 — Packers, 37-30 (NO, Sept. 27)

N.Y. GIANTS

- 1928 — Giants, 6-0 (GB, Oct. 7)
 Packers, 7-0 (NY, Nov. 18)
 1929 — Packers, 20-6 (NY, Nov. 24)
 1930 — Packers, 14-7 (GB, Oct. 5)
 Giants, 13-6 (NY, Nov. 23)
 1931 — Packers, 27-7 (GB, Oct. 4)
 Packers, 14-10 (NY, Nov. 22)
 1932 — Packers, 13-0 (GB, Oct. 2)
 Giants, 6-0 (NY, Nov. 20)
 1933 — Giants, 10-7 (Milw, Oct. 1)
 Giants, 17-6 (NY, Nov. 26)
 1934 — Packers, 20-6 (Milw, Sept. 30)
 Giants, 17-3 (NY, Nov. 11)
 1935 — Packers, 16-7 (GB, Sept. 29)
 1936 — Packers, 26-14 (NY, Nov. 22)
 1937 — Giants, 10-0 (NY, Nov. 21)
 1938 — Giants, 15-3 (NY, Nov. 20)
 *Giants, 23-17 (NY, Dec. 11)
 1939 — *Packers, 27-0 (Milw, Dec. 10)
 1940 — Giants, 7-3 (NY, Nov. 17)
 1942 — Tie, 21-21 (NY, Nov. 22)
 1943 — Packers, 35-21 (NY, Oct. 31)
 1944 — Giants, 24-0 (NY, Nov. 19)
 *Packers, 14-7 (NY, Dec. 17)
 1945 — Packers, 23-14 (NY, Nov. 25)
 1947 — Tie, 24-24 (NY, Nov. 23)
 1948 — Giants, 49-3 (Milw, Nov. 21)
 1949 — Giants, 30-10 (GB, Nov. 13)
 1952 — Packers, 17-3 (NY, Nov. 16)
 1957 — Giants, 31-17 (GB, Nov. 3)
 1959 — Giants, 20-3 (NY, Nov. 1)
 1961 — Packers, 20-17 (Milw, Dec. 3)
 *Packers, 37-0 (GB, Dec. 31)
 1962 — *Packers, 16-7 (NY, Dec. 30)
 1967 — Packers, 48-21 (NY, Oct. 22)
 1969 — Packers, 20-10 (Milw, Nov. 30)
 1971 — Giants, 42-40 (GB, Sept. 19)
 1973 — Packers, 16-14 (New Haven, Oct. 7)
 1975 — Packers, 40-14 (Milw, Nov. 23)
 1980 — Giants, 27-21 (NY, Nov. 16)
 1981 — Packers, 27-14 (NY, Oct. 4)
 Packers, 26-24 (Milw, Nov. 8)
 1982 — Packers, 27-19 (NY, Sept. 20)
 1983 — Giants, 27-3 (NY, Sept. 26)
 1985 — Packers, 23-20 (GB, Sept. 15)
 1986 — Giants, 55-24 (NY, Dec. 20)
 1987 — Giants, 20-10 (NY, Dec. 19)
 1992 — Giants, 27-7 (NY, Nov. 8)
 1995 — Packers, 14-6 (GB, Sept. 17)
 1998 — Packers, 37-3 (NY, Nov. 15)
 2001 — Packers, 34-25 (NY, Jan. 6, 2002)
 2004 — Giants, 14-7 (GB, Oct. 3)
 2007 — Packers, 35-13 (NY, Sept. 16)
 *Giants, 23-20 OT (GB, Jan. 20, 2008)
 2010 — Packers, 45-17 (GB, Dec. 26)
 2011 — Packers, 38-35 (NY, Dec. 4)
 +Giants, 37-20 (GB, Jan. 15, 2012)
 2012 — Giants, 38-10 (NY, Nov. 25)
 2013 — Giants, 27-13 (NY, Nov. 17)
 2016 — Packers, 23-16 (GB, Oct. 9)
 ++Packers, 38-13 (GB, Jan. 8, 2017)
 2019 — Packers, 31-13 (NY, Dec. 1)
 *NFL Championship
 **NFC Championship
 +NFC Divisional Playoff
 ++NFC Wild Card Playoff

N.Y. JETS

- 1973 — Packers, 23-7 (Milw, Sept. 17)
 1979 — Jets, 27-22 (GB, Nov. 4)
 1981 — Jets, 28-3 (NY, Dec. 20)
 1982 — Jets, 15-13 (NY, Nov. 28)
 1985 — Jets, 24-3 (Milw, Sept. 22)
 1991 — Jets, 19-16 OT (NY, Nov. 3)
 1994 — Packers, 17-10 (GB, Nov. 13)
 2000 — Jets, 20-16 (GB, Sept. 3)
 2002 — Jets, 42-17 (NY, Dec. 29)
 2006 — Jets, 38-10 (GB, Dec. 3)
 2010 — Packers, 9-0 (NY, Oct. 31)
 2014 — Packers, 31-24 (GB, Sept. 14)
 2018 — Packers, 44-38 OT (NY, Dec. 23)

PHILADELPHIA

- 1933 — Packers, 35-9 (GB, Oct. 29)
 Packers, 10-0 (P, Dec. 3)
 1934 — Packers, 19-6 (GB, Sept. 16)
 1935 — Packers, 13-6 (P, Dec. 8)
 1937 — Packers, 37-7 (Milw, Nov. 14)
 1939 — Packers, 23-16 (P, Nov. 12)
 1940 — Packers, 27-20 (GB, Sept. 15)
 1942 — Packers, 7-0 (P, Nov. 29)
 1946 — Packers, 19-7 (P, Oct. 13)
 1947 — Eagles, 28-14 (P, Dec. 14)
 1951 — Packers, 37-24 (GB, Oct. 14)
 1952 — Packers, 12-10 (Milw, Nov. 2)
 1954 — Packers, 37-14 (P, Oct. 30)
 1958 — Packers, 38-35 (GB, Oct. 26)
 1960 — *Eagles, 17-13 (P, Dec. 26)
 1962 — Packers, 49-0 (P, Nov. 11)
 1968 — Packers, 30-13 (GB, Sept. 15)
 1970 — Packers, 30-17 (Milw, Oct. 25)
 1974 — Eagles, 36-14 (P, Dec. 1)
 1976 — Packers, 28-13 (GB, Oct. 17)
 1978 — Eagles, 10-3 (P, Nov. 5)
 1979 — Eagles, 21-10 (GB, Nov. 25)
 1987 — Packers, 16-10 OT (GB, Oct. 18)
 1990 — Eagles, 31-0 (P, Dec. 16)
 1991 — Eagles, 20-3 (GB, Sept. 1)
 1992 — Packers, 27-24 (Milw, Nov. 15)
 1993 — Eagles, 20-17 (GB, Sept. 12)
 1994 — Eagles, 13-7 (P, Sept. 18)
 1996 — Packers, 39-13 (GB, Sept. 9)
 1997 — Eagles, 10-9 (P, Sept. 7)
 1998 — Packers, 24-16 (GB, Nov. 29)
 2000 — Packers, 6-3 (GB, Sept. 17)
 2003 — Eagles, 17-14 (GB, Nov. 10)
 **Eagles, 20-17 OT (P, Jan. 11, 2004)
 2004 — Eagles, 47-17 (P, Dec. 5)
 2005 — Eagles, 19-14 (P, Nov. 27)
 2006 — Eagles, 31-9 (P, Oct. 2)
 2007 — Packers, 16-13 (GB, Sept. 9)
 2010 — Packers, 27-20 (P, Sept. 12)
 +Packers, 21-16 (P, Jan. 9, 2011)
 2013 — Eagles, 27-13 (GB, Nov. 10)
 2014 — Packers, 53-20 (GB, Nov. 16)
 2016 — Packers, 27-13 (P, Nov. 28)
 2019 — Eagles, 34-27 (P, Sept. 26)
 2020 — Packers, 30-16 (GB, Dec. 6)
 *NFL Championship
 **NFC Divisional Playoff
 +NFC Wild Card Playoff
- PITTSBURGH*
- 1933 — Packers, 47-0 (GB, Oct. 15)
 1935 — Packers, 27-0 (GB, Oct. 6)
 Packers, 34-14 (P, Nov. 24)
 1936 — Packers, 42-10 (Milw, Oct. 25)
 1938 — Packers, 20-0 (GB, Oct. 23)
 1940 — Packers, 24-3 (Milw, Oct. 27)
 1941 — Packers, 54-7 (P, Nov. 23)
 1942 — Packers, 24-21 (Milw, Dec. 6)
 1946 — Packers, 17-7 (GB, Oct. 20)
 1947 — Steelers, 18-17 (Milw, Nov. 2)
 1948 — Steelers, 38-7 (P, Nov. 7)
 1949 — Steelers, 30-7 (Milw, Nov. 20)
 1951 — Packers, 35-33 (Milw, Oct. 17)
 Steelers, 28-7 (P, Nov. 11)
 1953 — Steelers, 31-14 (P, Oct. 24)
 1954 — Steelers, 21-20 (GB, Sept. 26)
 1957 — Packers, 27-10 (P, Nov. 24)
 1960 — Packers, 19-13 (P, Oct. 30)
 1963 — Packers, 33-14 (Milw, Nov. 3)
 1965 — Packers, 41-9 (P, Sept. 19)

PITTSBURGH *continued*

1967 — Steelers, 24-17 (GB, Dec. 17)
 1969 — Packers, 38-34 (P, Nov. 2)
 1970 — Packers, 20-12 (P, Dec. 6)
 1975 — Steelers, 16-13 (Milw, Oct. 26)
 1980 — Steelers, 22-20 (P, Nov. 2)
 1983 — Steelers, 25-21 (GB, Sept. 11)
 1986 — Steelers, 27-3 (P, Nov. 2)
 1992 — Packers, 17-3 (GB, Sept. 27)
 1995 — Packers, 24-19 (GB, Dec. 24)
 1998 — Steelers, 27-20 (P, Nov. 9)
 2005 — Steelers, 20-10 (GB, Nov. 6)
 2009 — Steelers, 37-36 (P, Dec. 20)
 2010 — **Packers, 31-25 (N. Tex., Feb. 6, 2011)
 2013 — Steelers, 38-31 (GB, Dec. 22)
 2017 — Steelers, 31-28 (P, Nov. 26)
**Steelers known as Pirates prior to 1940*
***Super Bowl XLV*

SAN FRANCISCO

1950 — Packers, 25-21 (GB, Nov. 26)
 49ers, 30-14 (SF, Dec. 10)
 1951 — 49ers, 31-19 (SF, Dec. 9)
 1952 — 49ers, 24-14 (SF, Dec. 14)
 1953 — 49ers, 37-7 (Milw, Nov. 22)
 49ers, 48-14 (SF, Dec. 6)
 1954 — 49ers, 23-17 (Milw, Oct. 10)
 49ers, 35-0 (SF, Dec. 5)
 1955 — Packers, 27-21 (Milw, Nov. 20)
 Packers, 28-7 (SF, Dec. 4)
 1956 — 49ers, 17-16 (GB, Nov. 18)
 49ers, 38-20 (SF, Dec. 8)
 1957 — 49ers, 24-14 (Milw, Oct. 20)
 49ers, 27-20 (SF, Dec. 15)
 1958 — 49ers, 33-12 (Milw, Nov. 23)
 49ers, 48-21 (SF, Dec. 2)
 1959 — Packers, 21-20 (GB, Oct. 11)
 Packers, 36-14 (SF, Dec. 13)
 1960 — Packers, 41-14 (Milw, Oct. 23)
 Packers, 13-0 (SF, Dec. 10)
 1961 — Packers, 30-10 (GB, Sept. 24)
 49ers, 22-21 (SF, Dec. 10)
 1962 — Packers, 31-13 (Milw, Oct. 21)
 Packers, 31-21 (SF, Dec. 9)
 1963 — Packers, 28-10 (Milw, Nov. 24)
 Packers, 21-17 (SF, Dec. 14)
 1964 — Packers, 24-14 (Milw, Oct. 11)
 49ers, 24-14 (SF, Nov. 15)
 1965 — Packers, 27-10 (GB, Oct. 10)
 Tie, 24-24 (SF, Dec. 19)
 1966 — 49ers, 21-20 (SF, Oct. 9)
 Packers, 20-7 (Milw, Dec. 4)
 1967 — Packers, 13-0 (GB, Nov. 19)
 1968 — 49ers, 27-20 (SF, Dec. 1)
 1969 — Packers, 14-7 (Milw, Sept. 28)
 1970 — 49ers, 26-10 (SF, Nov. 1)
 1972 — Packers, 34-24 (Milw, Nov. 5)
 1973 — 49ers, 20-6 (SF, Nov. 22)
 1974 — 49ers, 7-6 (SF, Dec. 8)
 1976 — 49ers, 26-14 (GB, Sept. 12)
 1977 — Packers, 16-14 (Milw, Dec. 18)
 1980 — Packers, 23-16 (Milw, Nov. 9)
 1981 — 49ers, 13-3 (Milw, Oct. 18)
 1986 — 49ers, 31-17 (Milw, Oct. 26)
 1987 — 49ers, 23-12 (GB, Dec. 6)
 1989 — Packers, 21-17 (SF, Nov. 19)
 1990 — 49ers, 24-20 (GB, Nov. 4)
 1995 — *Packers, 27-17 (SF, Jan. 6, 1996)
 1996 — Packers, 23-20 OT (GB, Oct. 14)
 *Packers, 35-14 (GB, Jan. 4, 1997)
 1997 — **Packers, 23-10 (SF, Jan. 11, 1998)
 1998 — Packers, 36-22 (GB, Nov. 1)
 +49ers, 30-27 (SF, Jan. 3, 1999)
 1999 — Packers, 20-3 (SF, Nov. 29)
 2000 — Packers, 31-28 (GB, Oct. 15)
 2001 — +Packers, 25-15 (GB, Jan. 13, 2002)
 2002 — Packers, 20-14 (SF, Dec. 15)
 2003 — Packers, 20-10 (GB, Nov. 23)
 2006 — Packers, 30-19 (SF, Dec. 10)
 2009 — Packers, 30-24 (GB, Nov. 22)
 2010 — Packers, 34-16 (GB, Dec. 5)
 2012 — 49ers, 30-22 (GB, Sept. 9)
 *49ers, 45-31 (SF, Jan. 12, 2013)
 2013 — 49ers, 34-28 (SF, Sept. 8)
 +49ers, 23-20 (GB, Jan. 5, 2014)

2015 — Packers, 17-3 (SF, Oct. 4)
 2018 — Packers, 33-30 (GB, Oct. 15)
 2019 — 49ers, 37-8 (SF, Nov. 24)
 **49ers, 37-20 (SF, Jan. 19, 2020)
 2020 — Packers, 34-17 (SF, Nov. 5)
**NFC Divisional Playoff*
***NFC Championship*
+NFC Wild Card Playoff

SEATTLE

1976 — Packers, 27-20 (Milw, Oct. 10)
 1978 — Packers, 45-28 (Milw, Oct. 15)
 1981 — Packers, 34-24 (GB, Nov. 1)
 1984 — Seahawks, 30-24 (Milw, Oct. 21)
 1987 — Seahawks, 24-13 (S, Nov. 15)
 1990 — Seahawks, 20-14 (Milw, Dec. 9)
 1996 — Packers, 31-10 (S, Sept. 29)
 1999 — Seahawks, 27-7 (GB, Nov. 1)
 2003 — Packers, 35-13 (GB, Oct. 5)
 *Packers, 33-27 OT (GB, Jan. 4, 2004)
 2005 — Packers, 23-17 (GB, Jan. 1, 2006)
 2006 — Seahawks, 34-24 (S, Nov. 27)
 2007 — **Packers, 42-20 (GB, Jan. 12, 2008)
 2008 — Packers, 27-17 (S, Oct. 12)
 2009 — Packers, 48-10 (GB, Dec. 27)
 2012 — Seahawks, 14-12 (S, Sept. 24)
 2014 — Seahawks, 36-16 (S, Sept. 4)
 +Seahawks, 28-22 OT (S, Jan. 18, 2015)
 2015 — Packers, 27-17 (GB, Sept. 20)
 2016 — Packers, 38-10 (GB, Dec. 11)
 2017 — Packers, 17-9 (GB, Sept. 10)
 2018 — Seahawks, 27-24 (S, Nov. 15)
 2019 — **Packers, 28-23 (GB, Jan. 12, 2020)
**NFC Wild Card Playoff*
***NFC Divisional Playoff*
+NFC Championship

TAMPA BAY

1977 — Packers, 13-0 (TB, Oct. 23)
 1978 — Packers, 9-7 (GB, Oct. 29)
 Packers, 17-7 (TB, Dec. 3)
 1979 — Buccaneers, 21-10 (GB, Sept. 16)
 Buccaneers, 21-3 (TB, Oct. 21)
 1980 — Tie, 14-14 OT (TB, Oct. 12)
 Buccaneers, 20-17 (Milw, Nov. 30)
 1981 — Buccaneers, 21-10 (GB, Oct. 11)
 Buccaneers, 37-3 (TB, Nov. 22)
 1983 — Packers, 55-14 (GB, Oct. 2)
 Packers, 12-9 OT (TB, Dec. 12)
 1984 — Buccaneers, 30-27 OT (TB, Sept. 30)
 Packers, 27-14 (GB, Dec. 2)
 *1985 — Packers, 21-0 (GB, Dec. 1)
 Packers, 20-17 (TB, Dec. 22)
 1986 — Packers, 31-7 (Milw, Nov. 16)
 Packers, 21-7 (TB, Dec. 14)
 1987 — Buccaneers, 23-17 (Milw, Nov. 1)
 1988 — Buccaneers, 13-10 (GB, Sept. 11)
 Buccaneers, 27-24 (TB, Oct. 2)
 1989 — Buccaneers, 23-21 (GB, Sept. 10)
 Packers, 17-16 (TB, Dec. 3)
 1990 — Buccaneers, 26-14 (TB, Oct. 14)
 Packers, 20-10 (Milw, Nov. 25)
 1991 — Packers, 15-13 (GB, Sept. 15)
 Packers, 27-0 (TB, Oct. 27)
 1992 — Buccaneers, 31-3 (TB, Sept. 13)
 Packers, 19-14 (Milw, Nov. 29)
 1993 — Packers, 37-14 (TB, Oct. 24)
 Packers, 13-10 (GB, Nov. 28)
 1994 — Packers, 30-3 (GB, Sept. 25)
 Packers, 34-19 (TB, Dec. 24)
 1995 — Packers, 35-13 (GB, Nov. 26)
 Buccaneers, 13-10 OT (TB, Dec. 10)
 1996 — Packers, 34-3 (TB, Sept. 1)
 Packers, 13-7 (GB, Oct. 27)
 1997 — Packers, 21-16 (GB, Oct. 5)
 Packers, 17-6 (TB, Dec. 7)
 *Packers, 21-7 (GB, Jan. 4, 1998)
 1998 — Packers, 23-15 (GB, Sept. 13)
 Buccaneers, 24-22 (TB, Dec. 7)
 1999 — Packers, 26-23 (GB, Oct. 10)
 Buccaneers, 29-10 (TB, Dec. 26)
 2000 — Buccaneers, 20-15 (TB, Nov. 12)
 Packers, 17-14 OT (GB, Dec. 24)
 2001 — Buccaneers, 14-10 (TB, Oct. 7)
 Packers, 21-20 (GB, Nov. 4)

2002 — Buccaneers, 21-7 (TB, Nov. 24)
 2003 — Packers, 20-13 (TB, Nov. 16)
 2005 — Buccaneers, 17-16 (GB, Sept. 25)
 2008 — Buccaneers, 30-21 (TB, Sept. 28)
 2009 — Buccaneers, 38-28 (TB, Nov. 8)
 2011 — Packers, 35-26 (GB, Nov. 20)
 2014 — Packers, 20-3 OT (TB, Dec. 21)
 2017 — Packers, 26-20 OT (GB, Dec. 3)
 2020 — Buccaneers, 38-10 (TB, Oct. 18)
 **Buccaneers, 31-26 (GB, Jan. 24, 2021)

NFC Divisional Playoff**NFC Championship***TENNESSEE***

1972 — Packers, 23-10 (H, Nov. 19)
 1977 — Oilers, 16-10 (GB, Sept. 25)
 1980 — Oilers, 22-3 (GB, Dec. 14)
 1983 — Packers, 41-38 OT (H, Sept. 4)
 1986 — Oilers, 31-3 (GB, Sept. 7)
 1992 — Packers, 16-14 (H, Dec. 13)
 1998 — Packers, 30-22 (GB, Dec. 20)
 2001 — Titans, 26-20 (T, Dec. 16)
 2004 — Titans, 48-27 (GB, Oct. 11)
 2008 — Titans, 19-16 OT (T, Nov. 2)
 2012 — Packers, 55-7 (GB, Dec. 23)
 2016 — Titans, 47-25 (T, Nov. 13)
 2020 — Packers, 40-14 (GB, Dec. 27)
**Franchise located in Houston prior to 1997; known as Oilers prior to 1999*

WASHINGTON*

1932 — Packers, 21-0 (B, Nov. 13)
 1933 — Tie, 7-7 (GB, Sept. 17)
 Washington, 20-7 (B, Nov. 19)
 1934 — Packers, 10-0 (B, Nov. 4)
 1936 — Packers, 31-2 (GB, Oct. 11)
 Packers, 7-3 (B, Nov. 8)
 **Packers, 21-6 (N.Y., Dec. 13)
 1937 — Washington, 14-6 (W, Nov. 28)
 1939 — Packers, 24-14 (Milw, Oct. 29)
 1941 — Packers, 22-17 (W, Nov. 30)
 1943 — Washington, 33-7 (Milw, Oct. 17)
 1946 — Packers, 20-7 (W, Dec. 1)
 1947 — Packers, 27-10 (Milw, Oct. 19)
 1948 — Washington, 23-7 (Milw, Oct. 24)
 1949 — Washington, 30-0 (W, Dec. 4)
 1950 — Packers, 35-21 (Milw, Sept. 24)
 1952 — Packers, 35-20 (Milw, Oct. 5)
 1958 — Washington, 37-21 (W, Oct. 19)
 1959 — Packers, 21-0 (GB, Nov. 22)
 1968 — Packers, 27-7 (W, Nov. 24)
 1972 — Washington, 21-16 (W, Nov. 26)
 +Washington, 16-3 (W, Dec. 24)
 1974 — Washington, 17-6 (GB, Nov. 3)
 1977 — Washington, 10-9 (W, Nov. 21)
 1979 — Washington, 38-21 (W, Dec. 2)
 1983 — Packers, 48-47 (GB, Oct. 17)
 1986 — Washington, 16-7 (GB, Nov. 9)
 1988 — Washington, 20-17 (Milw, Oct. 23)
 2001 — Packers, 37-0 (GB, Sept. 24)
 2002 — Packers, 30-9 (GB, Oct. 20)
 2004 — Packers, 28-14 (W, Oct. 31)
 2007 — Packers, 17-14 (GB, Oct. 14)
 2010 — Washington, 16-13 OT (W, Oct. 10)
 2013 — Packers, 38-20 (GB, Sept. 15)
 2015 — ++Packers, 35-18 (W, Jan. 10)
 2016 — Washington, 42-24 (W, Nov. 20)
 2018 — Washington, 31-17 (W, Sept. 23)
 2019 — Packers, 20-15 (GB, Dec. 8)
**Franchise located in Boston prior to 1937; known as Braves prior to 1933*
***NFL Championship*
+NFC Divisional Playoff
++NFC Wild Card Playoff

Non-league games are indicated by an asterisk (*). Beginning with 1921, the Packers' first season in the National Football League, non-league game results are not reflected in won-lost record, nor in seasonal totals of points for, points against and attendance. From 1920-71, tie games were not included in winning percentage. Overtime games are indicated by the "+" symbol. The Packers' league-high 13 NFL championship seasons are highlighted in gold.

1919 (10-1-0, .909)

Head Coach: Earl "Curly" Lambeau		GB	Opp	Attend
S 14	Menominee North End A.C....	W	53	0
S 21	Marinette Northerners.....	W	61	0
S 28	New London.....	W	54	0
O 5	Sheboygan Company C.....	W	87	0
O 12	Racine.....	W	76	6
O 19	@ Ishpeming.....	W	33	0
O 26	Oshkosh Professionals.....	W	85	0
N 2	Milwaukee Maple Leaf A.C....	W	53	0
N 9	Chicago Chilar A.C.....	W	46	0
N 16	@ Stambaugh Miners.....	W	17	0
N 23	@ Beloit Professionals.....	L	0	6
Home: 8-0		Way: 2-1	565	12

1920 (9-1-1, .900)

Head Coach: Earl "Curly" Lambeau		GB	Opp	Attend
S 26	Chicago Boosters.....	T	3	3
O 3	Kaukauna American Legion....	W	56	0
O 10	Stambaugh Miners.....	W	3	0
O 17	Marinette Professionals.....	W	25	0
O 24	De Pere.....	W	62	0
O 31	Beloit Fairies.....	W	7	0
N 7	Milwaukee All-Stars.....	W	9	0
N 14	@ Beloit Fairies.....	L	3	14
N 21	Menominee Professionals.....	W	19	7
N 25	Stambaugh Miners.....	W	14	0
N 28	Milwaukee Lapham A.C.....	W	26	0
Home: 9-0-1		Way: 0-1	227	24

1921 (3-2-1, .600)

Sixth (tie), American Professional Football Assoc.

Head Coach: Earl "Curly" Lambeau		GB	Opp	Attend
O 23	Minneapolis Marines.....	W	7	6
O 30	Rock Island Independents.....	L	3	13
N 6	Evansville Crimson Giants....	W	43	6
N 13	Hammond Pros.....	W	14	7
N 20	@ Chicago Cardinals.....	T	3	3
N 27	@ Chicago Staleys.....	L	0	20
*D 4	Racine Legion (@ Milw).....	T	3	3
Home: 3-1		Way: 0-1-1 (9,000)	70	55

1922 (4-3-3, .571)

Seventh (tie), National Football League

Head Coach: Earl "Curly" Lambeau		GB	Opp	Attend
O 1	@ Rock Island Independents..	L	14	19
O 8	Racine Legion.....	L	6	10
O 15	@ Chicago Cardinals.....	L	3	16
O 22	@ Milwaukee Badgers.....	T	0	0
O 29	Rock Island Independents.....	T	0	0
N 5	Columbus Panhandles.....	W	3	0
N 12	Minneapolis Marines.....	W	14	6
N 19	@ Racine Legion.....	T	3	3
N 26	Milwaukee Badgers.....	W	13	0
*N 30	Duluth Kelleys.....	W	10	0
D 3	Racine Legion (@ Milw).....	W	14	0
Home: 3-1-1		Way: 0-2-2 (16,000)	70	54
Neutral: 1-0 (4,500)				

1923 (7-2-1, .778)

Third (tie), National Football League

Head Coach: Earl "Curly" Lambeau		GB	Opp	Attend
S 30	Minneapolis Marines.....	W	12	0
O 7	St. Louis All-Stars.....	T	0	0
O 14	Chicago Bears.....	L	0	3
O 21	Milwaukee Badgers.....	W	12	0
O 28	Racine Legion.....	L	3	24
N 4	@ St. Louis All-Stars.....	W	3	0
N 11	@ Racine Legion.....	W	16	0
N 18	@ Milwaukee Badgers.....	W	10	7
N 25	Duluth Kelleys.....	W	10	0
N 29	Hammond Pros.....	W	19	0
Home: 4-2-1		Way: 3-0 (9,650)	85	34

1924 (7-4-0, .636)

Sixth, National Football League

Head Coach: Earl "Curly" Lambeau		GB	Opp	Attend
S 28	@ Duluth Kelleys.....	L	3	6
O 5	@ Chicago Cardinals.....	L	0	3
O 12	Kansas City Blues.....	W	16	0
O 19	Milwaukee Badgers.....	W	17	0
O 26	Minneapolis Marines.....	W	19	0
N 2	Racine Legion.....	W	6	3
N 9	Duluth Kelleys.....	W	13	0
N 16	@ Milwaukee Badgers.....	W	17	10
N 23	@ Chicago Bears.....	L	0	3
N 27	@ Kansas City Blues.....	W	17	6
N 30	@ Racine Legion.....	L	0	7
		108	38	34,744
Home: 5-0 (16,150)		Way: 2-4 (18,594)		

1925 (8-5-0, .615)

Ninth, National Football League

Head Coach: Earl "Curly" Lambeau		GB	Opp	Attend
S 20	Hammond Pros.....	W	14	0
S 27	Chicago Bears.....	W	14	10
O 4	@ Rock Island Independents..	L	0	3
O 11	Milwaukee Badgers.....	W	31	0
O 18	Rock Island Independents.....	W	20	0
O 25	Rochester Jeffersons.....	W	33	13
N 1	@ Milwaukee Badgers.....	W	6	0
N 8	@ Chicago Cardinals.....	L	6	9
N 15	Dayton Triangles.....	W	7	0
N 22	@ Chicago Bears.....	L	0	21
N 26	@ Pottsville Maroons.....	L	0	31
N 28	@ Frankford Yellow Jackets...L	7	13	10,000
D 6	@ Providence Steam Roller...W	13	10	10,000
		151	110	60,087
Home: 6-0 (21,389)		Way: 2-5 (38,698)		

1926 (7-3-3, .700)

Fifth, National Football League

Head Coach: Earl "Curly" Lambeau		GB	Opp	Attend
S 19	Detroit Panthers.....	W	21	0
S 26	Chicago Bears.....	T	6	6
O 3	Duluth Eskimos.....	T	0	0
O 10	Chicago Cardinals.....	L	7	13
O 17	Milwaukee Badgers.....	W	7	0
O 24	Racine Tornadoes.....	W	35	0
O 31	@ Chicago Cardinals.....	W	3	0
N 7	@ Milwaukee Badgers.....	W	21	0
N 14	Louisville Colonels.....	W	14	0
N 21	@ Chicago Bears.....	L	13	19
N 25	@ Frankford Yellow Jackets...L	14	20	10,000
N 28	@ Detroit Panthers.....	W	7	0
D 19	@ Chicago Bears.....	T	3	3
Home: 4-1-2		Way: 3-2-1 (35,300)	151	61

1927 (7-2-1, .778)

Second, National Football League

Head Coach:	Earl "Curly" Lambeau	GB	Opp	Attend	
S 18	Dayton Triangles.....	W	14	0	3,600
S 25	Cleveland Bulldogs.....	W	12	7	4,500
O 2	Chicago Bears.....	L	6	7	5,500
O 9	Duluth Eskimos.....	W	20	0	4,000
O 16	Chicago Cardinals.....	W	13	0	4,500
O 23	New York Yankees.....	W	13	0	11,000
*O 30	@ Milwaukee Eagles.....	W	22	7	2,700
N 6	@ Chicago Cardinals.....	T	6	6	3,500
N 13	Dayton Triangles.....	W	6	0	2,500
N 20	@ Chicago Bears.....	L	6	14	6,000
N 24	@ Frankford Yellow Jackets..	W	17	9	9,000
			113	43	54,100

Home: 6-1 (35,600) Away: 1-1-1 (18,500)

1928 (6-4-3, .600)

Fourth, National Football League

Head Coach:	Earl "Curly" Lambeau	GB	Opp	Attend	
S 23	Frankford Yellow Jackets.....	L	9	19	6,500
S 30	Chicago Bears.....	T	12	12	8,500
O 7	New York Giants.....	L	0	6	7,000
O 14	Chicago Cardinals.....	W	20	0	4,200
O 21	@ Chicago Bears.....	W	16	6	15,000
O 28	Dayton Triangles.....	W	17	0	3,100
N 4	Pottsville Maroons.....	W	26	14	5,000
N 11	New York Yankees.....	T	0	0	5,000
N 18	@ New York Giants.....	W	7	0	12,000
N 25	@ Pottsville Maroons.....	L	0	26	1,600
N 29	@ Frankford Yellow Jackets....	L	0	2	8,000
D 2	@ Providence Steam Roller....	T	7	7	9,000
D 9	@ Chicago Bears.....	W	6	0	14,000
			120	92	98,900

Home: 3-2-2 (39,300) Away: 3-2-1 (59,600)

1929 (12-0-1, 1.000)

First, National Football League

Head Coach:	Earl "Curly" Lambeau	GB	Opp	Attend	
S 22	Dayton Triangles.....	W	9	0	5,000
S 29	Chicago Bears.....	W	23	0	13,000
O 6	Chicago Cardinals.....	W	9	2	6,000
O 13	Frankford Yellow Jackets.....	W	14	2	9,000
O 20	Minneapolis Red Jackets.....	W	24	0	6,000
O 27	@ Chicago Cardinals.....	W	7	6	8,000
N 3	@ Minneapolis Red Jackets....	W	16	6	3,000
N 10	@ Chicago Bears.....	W	14	0	13,000
N 17	@ Chicago Cardinals.....	W	12	0	10,000
N 24	@ New York Giants.....	W	20	6	25,000
N 28	@ Frankford Yellow Jackets....	T	0	0	8,500
D 1	@ Providence Steam Roller....	W	25	0	6,500
D 8	@ Chicago Bears.....	W	25	0	6,000
*D 15	@ Memphis Tigers.....	L	6	16	
			198	22	119,000

Home: 5-0 (39,000) Away: 7-0-1 (80,000)

1930 (10-3-1, .769)

First, National Football League

Head Coach:	Earl "Curly" Lambeau	GB	Opp	Attend	
S 21	Chicago Cardinals.....	W	14	0	8,000
S 28	Chicago Bears.....	W	7	0	10,000
O 5	New York Giants.....	W	14	7	11,000
O 12	Frankford Yellow Jackets.....	W	27	12	8,000
O 19	@ Minneapolis Red Jackets..	W	13	0	
O 26	Minneapolis Red Jackets.....	W	19	0	6,000
N 2	Portsmouth Spartans.....	W	47	13	7,500
N 9	@ Chicago Bears.....	W	13	12	22,000
N 16	@ Chicago Cardinals.....	L	6	13	12,000
N 23	@ New York Giants.....	L	6	13	37,000
N 27	@ Frankford Yellow Jackets..	W	25	7	5,000
N 30	@ Staten Island Stapletons...	W	37	7	9,500
D 7	@ Chicago Bears.....	L	0	21	20,000
D 14	@ Portsmouth Spartans.....	T	6	6	4,500

Home: 6-0 (50,500) Away: 4-3-1 234 111

1931 (12-2-0, .857)

First, National Football League

Head Coach:	Earl "Curly" Lambeau	GB	Opp	Attend	
S 13	Cleveland Indians.....	W	26	0	5,000
S 20	Brooklyn Dodgers.....	W	32	6	7,000
S 27	Chicago Bears.....	W	7	0	13,500
O 4	New York Giants.....	W	27	7	14,000
O 11	Chicago Cardinals.....	W	26	7	8,000
O 18	Frankford Yellow Jackets.....	W	15	0	6,000
O 25	Providence Steam Roller.....	W	48	20	
N 1	@ Chicago Bears.....	W	6	2	30,000
N 8	Staten Island Stapletons.....	W	26	0	7,000
N 15	@ Chicago Cardinals.....	L	13	21	8,000
N 22	@ New York Giants.....	W	14	10	35,000
N 26	@ Providence Steam Roller..	W	38	7	5,000
N 29	@ Brooklyn Dodgers.....	W	7	0	10,000
D 6	@ Chicago Bears.....	L	6	7	18,000

Home: 8-0 Away: 4-2 (106,000) 291 87

1932 (10-3-1, .769)

Second, National Football League

Head Coach:	Earl "Curly" Lambeau	GB	Opp	Attend	
S 18	Chicago Cardinals.....	W	15	7	3,500
S 25	Chicago Bears.....	T	0	0	13,000
O 2	New York Giants.....	W	13	0	5,500
O 9	Portsmouth Spartans.....	W	15	10	5,500
O 16	@ Chicago Bears.....	W	2	0	17,500
O 23	Brooklyn Dodgers.....	W	13	0	5,000
O 30	Staten Island Stapletons.....	W	26	0	
N 6	@ Chicago Cardinals.....	W	19	9	8,323
N 13	@ Boston Braves.....	W	21	0	16,500
N 20	@ New York Giants.....	L	0	6	17,000
N 24	@ Brooklyn Dodgers.....	W	7	0	17,000
N 27	@ Staten Island Stapletons...	W	21	3	3,500
D 4	@ Portsmouth Spartans.....	L	0	19	10,000
D 11	@ Chicago Bears.....	L	0	9	5,000

Home: 5-0-1 Away: 5-3 (94,823) 152 63

1933 (5-7-1, .417)

Third, Western Division

First season home games also played in Milwaukee

Head Coach:	Earl "Curly" Lambeau	GB	Opp	Attend	
S 17	Boston Redskins (GB).....	T	7	7	5,000
S 24	Chicago Bears (GB).....	L	7	14	12,000
O 1	New York Giants (Milw).....	L	7	10	12,467
O 8	Portsmouth Spartans (GB)....	W	17	0	5,200
O 15	Pittsburgh Pirates (GB).....	W	47	0	4,000
O 22	@ Chicago Bears.....	L	7	10	19,000
O 29	Philadelphia Eagles (GB).....	W	35	9	3,007
N 5	@ Chicago Cardinals.....	W	14	6	5,000
N 12	@ Portsmouth Spartans.....	L	0	7	7,500
N 19	@ Boston Redskins.....	L	7	20	16,399
N 26	@ New York Giants.....	L	6	17	17,000
*N 30	@ Staten Island Stapletons...	W	21	0	3,000
D 3	@ Philadelphia Eagles.....	W	10	0	9,500
D 10	@ Chicago Bears.....	L	6	7	7,000

Home: 3-2-1 (41,674) Away: 2-5 (81,399) 170 107 123,073

1934 (7-6-0, .538)

Third, Western Division

Head Coach:	Earl "Curly" Lambeau	GB	Opp	Attend
S 16 Philadelphia Eagles (GB).....	L	19	6	5,000
S 23 Chicago Bears (GB).....	L	10	24	13,500
S 30 New York Giants (Milw).....	W	20	6	11,000
O 7 Detroit Lions (GB).....	L	0	3	7,500
O 14 Cincinnati Reds (GB).....	W	41	0	3,000
O 21 Chicago Cardinals (GB).....	W	15	0	4,000
O 28 @ Chicago Bears.....	L	14	27	11,000
N 4 @ Boston Redskins.....	W	10	0	23,722
N 11 @ New York Giants.....	L	3	17	22,000
N 18 Chicago Cardinals (Milw).....	L	0	9	3,000
N 25 @ Detroit Lions.....	W	3	0	12,000
N 29 @ Chicago Cardinals.....	L	0	6	1,738
D 2 @ St. Louis Gunners.....	W	21	14	6,300
				156
				112
				123,760

Home: 4-3 (47,000) Away: 3-3 (76,760)

1935 (8-4-0, .667)

Second, Western Division

Head Coach:	Earl "Curly" Lambeau	GB	Opp	Attend
S 15 Chicago Cardinals (GB).....	L	6	7	10,000
S 22 Chicago Bears (GB).....	W	7	0	13,600
S 29 New York Giants (GB).....	W	16	7	10,000
O 6 Pittsburgh Pirates (GB).....	W	27	0	5,000
O 13 Chicago Cardinals (Milw).....	L	0	3	13,000
O 20 Detroit Lions (Milw).....	W	13	9	9,500
O 27 @ Chicago Bears.....	W	17	14	29,386
N 10 Detroit Lions (GB).....	W	31	7	12,000
N 17 @ Detroit Lions.....	L	10	20	12,500
N 24 @ Pittsburgh Pirates.....	W	34	14	12,902
N 28 @ Chicago Cardinals.....	L	7	9	7,500
D 8 @ Philadelphia Eagles.....	W	13	6	4,000
				181
				96
				139,388

Home: 5-2 (73,100) Away: 3-2 (66,288)

1936 (10-1-1, .909)

First, Western Division

Head Coach:	Earl "Curly" Lambeau	GB	Opp	Attend
S 13 Chicago Cardinals (GB).....	W	10	7	8,900
S 20 Chicago Bears (GB).....	L	3	30	14,312
O 4 Chicago Cardinals (Milw).....	W	24	0	11,000
O 11 Boston Redskins (GB).....	W	31	2	6,100
O 18 Detroit Lions (GB).....	W	20	18	13,500
O 25 Pittsburgh Pirates (Milw).....	W	42	10	10,000
N 1 @ Chicago Bears.....	W	21	10	31,346
N 8 @ Boston Redskins.....	W	7	3	11,220
N 15 @ Brooklyn Dodgers.....	W	38	7	25,325
N 22 @ New York Giants.....	W	26	14	20,000
N 29 @ Detroit Lions.....	W	26	17	22,000
D 6 @ Chicago Cardinals.....	T	0	0	4,793
				248
				118
				178,496

Home: 5-1 (63,812) Away: 5-0-1 (114,684)

NFL Championship	GB	Opp	Attend	
D 13 Boston Redskins (@ New York) .	W	21	6	29,545

Western Tour	GB	Opp	Attend	
*J 1 Brooklyn Dodgers (@ Denver) .	W	21	13	6,000
*J 10 Salinas Icebergs (@ San Fran.)..	W	42	7	2,500
*J 17 @ Los Angeles Bulldogs	W	49	0	12,000
*J 24 Chicago Bears (@ Los Angeles) .	T	20	20	10,000
*J 31 Chicago Bears (@ Los Angeles) .	W	17	14	12,000

1937 (7-4-0, .636)

Second (tie), Western Division

Head Coach:	Earl "Curly" Lambeau	GB	Opp	Attend
S 12 Chicago Cardinals (GB).....	L	7	14	10,000
S 19 Chicago Bears (GB).....	L	2	14	16,658
O 3 Detroit Lions (GB).....	W	26	6	17,553
O 10 Chicago Cardinals (Milw).....	W	34	13	16,181
O 17 @ Cleveland Rams.....	W	35	10	12,100
O 24 Cleveland Rams (GB).....	W	35	7	8,600
O 31 @ Detroit Lions.....	W	14	13	21,311
N 7 @ Chicago Bears.....	W	24	14	44,977
N 14 Philadelphia Eagles (Milw)....	W	37	7	13,340
N 21 @ New York Giants.....	L	0	10	38,965
N 28 @ Washington Redskins.....	L	6	14	30,000
				220
				122
				229,685

Home: 4-2 (82,332) Away: 3-2 (147,353)

1938 (8-3-0, .727)

First, Western Division

Head Coach:	Earl "Curly" Lambeau	GB	Opp	Attend
S 11 Cleveland Rams (GB).....	W	26	17	8,247
S 18 Chicago Bears (GB).....	L	0	2	15,172
S 25 Chicago Cardinals (Milw)....	W	28	7	18,000
S 28 Chicago Cardinals (@ Buff.)..	W	24	22	10,678
O 9 Detroit Lions (GB).....	L	7	17	21,968
O 16 Brooklyn Dodgers (Milw)....	W	35	7	11,892
O 23 Pittsburgh Pirates (GB).....	W	20	0	12,142
O 30 @ Cleveland Rams.....	W	28	7	18,843
N 6 @ Chicago Bears.....	W	24	17	40,208
N 13 @ Detroit Lions.....	W	28	7	45,139
N 20 @ New York Giants.....	L	3	15	48,279
				223
				118
				250,568

Home: 4-2 (87,421) Away: 3-1 (152,469)

Neutral: 1-0 (10,678)

NFL Championship	GB	Opp	Attend	
D 11 @ New York Giants.....	L	17	23	48,120

1939 (9-2-0, .818)

First, Western Division

Head Coach:	Earl "Curly" Lambeau	GB	Opp	Attend
S 17 Chicago Cardinals (GB).....	W	14	10	11,792
S 24 Chicago Bears (GB).....	W	21	16	19,192
O 1 Cleveland Rams (GB).....	L	24	27	9,988
O 8 Chicago Cardinals (Milw)....	W	27	20	18,965
*O 15 @ St. Louis Gunners.....	W	31	0	11,000
O 22 Detroit Lions (GB).....	W	26	7	22,558
O 29 Washington Redskins (Milw)..	W	24	14	24,308
N 5 @ Chicago Bears.....	L	27	30	40,537
N 12 @ Philadelphia Eagles.....	W	23	16	23,862
N 19 @ Brooklyn Dodgers.....	W	28	0	19,843
N 26 @ Cleveland Rams.....	W	7	6	30,691
D 3 @ Detroit Lions.....	W	12	7	30,699
				233
				153
				252,435

Home: 5-1 (106,803) Away: 4-1 (145,632)

NFL Championship	GB	Opp	Attend	
D 10 New York Giants (Milw).....	W	27	0	32,279

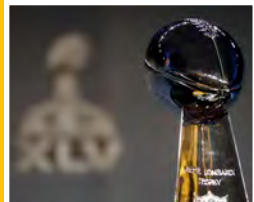
Pro Bowl	GB	Opp	Attend	
*J 14 NFL All-Stars (@ Los Angeles) ..	W	16	7	18,000

VINCE LOMBARDI TROPHY

The Vince Lombardi Trophy, given annually to the Super Bowl champion, was renamed in honor of the former Packers coach shortly after his death in 1970, before Super Bowl V.

The gesture, made by Commissioner Pete Rozelle, was arguably the greatest tribute in NFL history.

Each trophy, molded and customized every year, is sterling silver and takes 72 man-hours for Tiffany & Company to handcraft in Parsippany, N.J. Three concave sides form a pyramid, which supports a life-size, regulation football. The icon is 22 inches tall, weighs 7 pounds and is valued at more than \$10,000. Former Tiffany VP of design Oscar Riedener first sketched the trophy on a napkin in 1966.



Head Coach:	Earl "Curly" Lambeau	GB	Opp	Attend	Site
S 15	Philadelphia Eagles (GB)	27	20	11,657	Cts
S 22	Chicago Bears (GB)	10	41	22,557	Cts
S 29	Chicago Cardinals (Milw)	31	6	20,234	SFP
O 13	Cleveland Rams (GB)	31	14	16,299	Cts
O 20	Detroit Lions (GB)	14	23	21,001	Cts
O 27	Pittsburgh Steelers (Milw)	24	3	13,703	SFP
N 3	@ Chicago Bears	7	14	45,434	WF
N 10	@ Chicago Cardinals	28	7	11,364	CoP
N 17	@ New York Giants	3	7	28,262	PG
N 24	@ Detroit Lions	50	7	26,019	Brs
D 1	@ Cleveland Rams	13	13	16,249	CMS
		238	155	232,779	

Home: 4-2 (105,451) Away: 2-2-1 (127,328)

	GB	Opp	Rushing	No	Yds	Avg	Long	TD	
Total First Downs	154	120	Hinkle	109	383	3.5	31	2	
Rushing	82	61	Uram	71	270	3.8	-	1	
Passing	66	53	Isbell	97	270	2.8	-	4	
Penalty	6	6	Jankowski	48	211	4.4	-	2	
Total Net Yards	3400	2532	*Van Every	38	154	4.1	-	0	
Avg. Per Game	309.1	230.2	Buhler	36	118	3.3	-	0	
Total Plays	746	639	Balasz	25	107	4.3	-	1	
Avg. Per Play	4.6	4.0	*L.Brock	18	60	3.3	5	0	
Net Yards Rushing	1604	1040	Laws	7	21	3.0	-	0	
Avg. Per Game	145.8	94.5	Feathers	4	19	4.8	-	0	
Total Rushes	463	387	Craig	3	9	3.0	-	0	
Net Yards Passing	1796	1492	*Adkins	1	5	5.0	5	0	
Avg. Per Game	163.3	135.6	Herber	6	-23	-3.8	-	-	
Gross Yards	1796	1492	Packers	463	1604	3.5	-	10	
Att./Completions	283/118	252/98	Opponents	387	1040	2.7	-	9	
Completion Pct.	41.7	38.9	Western Div. W L T Pct Pts OP						
Had Intercepted	26	40	Chi. Bears	8	3	0	.727	238	152
Punts/Average	57/37.4	76/39.5	Green Bay	6	4	1	.600	238	155
Penalty Yards	295	342	Detroit	5	5	1	.500	138	153
Fumbles/Ball Lost	21/13	15/7	Cleveland	4	6	1	.400	171	191
Touchdowns	30	22	Chi. Cardinals	2	7	2	.222	139	222
Rushing	10	9	Receiving No Yds Avg Long TD						
Passing	18	9	Hutson	45	664	14.8	36t	7	
Returns	2	4	Mulleneaux	16	288	18.0	-	6	
			*Riddick	11	148	13.5	-	0	
			Uram	10	188	18.8	-	2	
			Craig	6	67	11.2	-	0	
			*L.Brock	5	97	19.4	-	0	
			Laws	5	60	12.0	-	1	
			*Adkins	4	73	18.3	-	1	
			*Van Every	4	41	10.3	-	0	
			Hinkle	4	28	7.0	-	1	
			*Evans	2	40	20.0	-	0	
			Jacanski	2	29	14.5	-	0	
			Weisgerber	1	37	37.0	37	0	
			Berry	1	17	17.0	17	0	
			Gantenbein	1	12	12.0	12	0	
			Balasz	1	7	7.0	7	0	
			Packers	118	1796	15.2	-	18	
			Opponents	98	1492	15.2	-	9	

Scoring	TD	Ru	Pa	Rt	PAT	FG	S	PTS
Hutson	7	0	7	0	15/16	0/0	0	57
Hinkle	3	2	1	0	3/3	9/14	0	48
Mulleneaux	7	0	6	1	-	-	0	42
Isbell	4	4	0	0	-	-	0	24
Uram	3	1	2	0	1/1	0/0	0	19
*Adkins	2	0	1	1	1/2	0/1	0	13
Jankowski	2	2	0	0	-	-	0	12
Engbreetsen	0	0	0	0	8/8	1/5	0	11
Balasz	1	1	0	0	-	-	0	6
Laws	1	0	1	0	-	-	0	6
Packers	30	10	18	2	28/30	10/20	0	238
Opponents	22	9	9	4	17/21	2/3	0	155

Interceptions	No	Yds	Avg	Long	TD
Hutson	6	24	4.0	-	0
*L.Brock	5	116	23.2	-	0
Weisgerber	4	51	12.8	-	0
*Van Every	3	30	10.0	-	0
Uram	3	27	9.0	-	0
C.Brock	3	7	2.3	-	0
Buhler	2	58	29.0	-	0
*Adkins	2	35	17.5	-	1
Isbell	2	14	7.0	-	0
Hinkle	2	11	5.5	-	0
Herber	2	0	0.0	-	0
Lee	1	14	14.0	14	0
Balasz	1	11	11.0	11	0
Swendsen	1	6	6.0	6	0
Goldenberg	1	5	5.0	5	0
Greenfield	1	5	5.0	5	0
Craig	1	0	0.0	0	0
Packers	40	414	10.4	-	1
Opponents	26	290	11.2	-	1

Punting	No	Yds	Avg	TB	In	Lg	B
Hinkle	22	819	37.2	-	-	59	0
*Van Every	17	620	36.5	-	-	50	-
Herber	13	504	38.8	-	-	55	-
*L.Brock	3	125	41.7	-	-	52	-
Isbell	2	63	31.5	-	-	37	-
Packers	57	2131	37.4	-	-	59	-
Opponents	76	3004	39.5	-	-	75	-

Punt Returns	Ret	FC	Yds	Avg	Long	TD
Packers	76	-	494	6.5	-	0
Opponents	57	-	231	4.1	-	0

Kickoff Returns	No	Yds	Avg	Long	TD
Packers	11	410	37.3	-	0
Opponents	13	1050	80.8	-	2

* - rookie

Primary Starters

LE	D.Hutson
	H.Jacanski
LT	B.Ray
LG	R.Letlow
C	C.Brock (4)
	G.Swendsen (4)
	T.Greenfield (3)
RG	C.Goldenberg
RT	B.Lee
RE	*R.Riddick
	C.Mulleneaux
QB	L.Craig
	*B.Adkins
LHB	A.Uram
	C.Isbell
RHB	A.Herber (4)
	*L.Brock (3)
FB	C.Hinkle

Passing	Att	Cmp	Yds	Cmp%	Yds/Att	TD	TD%	Int	Int%	LG	Sec	Yds	Rtng
Isbell	150	68	1037	45.3	6.91	8	5.3	12	8.0	-	-	-	53.1
Herber	89	38	560	42.7	6.29	6	6.7	7	7.9	-	-	-	53.6
*Van Every	41	12	199	29.3	4.85	4	9.8	6	14.6	-	-	-	40.2
*L.Brock	2	0	0	0.0	0.00	0	0.0	0	0.0	-	-	-	39.6
Balasz	1	0	0	0.0	0.00	0	0.0	1	100.0	-	-	-	0.0
Packers	283	118	1796	41.7	6.35	18	6.4	26	9.2	-	-	-	46.2
Opponents	252	98	1492	38.9	5.92	9	3.6	40	15.9	-	-	-	31.5

STADIUM ABBREVIATIONS, A-L

3CP.....3Com Park, SF	CIS.....GB City S., Green Bay	EBF.....EverBank Field, Jax.	GD.....Georgia Dome, Atlanta	LAC.....Memorial Col., LA
AD.....Adelphia C., Nashville	CIF.....CenturyLink Field, Seattle	EF.....Ebbets Field, Brooklyn	GIS.....Gillette S., Foxboro	LF.....Lambeau Field, GB
AA.....Astrodome, Houston	CMS.....Municipal S., Cle.	EJ.....Edward Jones D., StL	GS.....Griffith S., Washington	LF.....Lincoln Financial F., Phi.
ARS.....ARLHELD S., Jax.	CoMS.....Comie Mack S., Phi.	ES.....Elliottson S., Charlotte	GS.....Giants Stadium, NJ.	LES.....Lakes Front S., Kenosha
ALS.....Alltel S., KC	CoP.....Comiskey P., Chicago	FC.....Fulton Co. S., Atlanta	HD.....Hoosier Dome, Ind.	LOS.....Lucas Oil Stadium, Ind.
ATS.....AT&T S., Arlington	CoS.....County S., Milwaukee	FES.....FirstEnergy S., Cle.	HF.....Heinz Field, Pitt.	LP.....League Park, Cleveland
BA.....Bank of America S., Char.	CoT.....old City S., Green Bay	FD.....Ford Field, Detroit	HS.....Houlihan's S., Tampa	LS.....Levi's Stadium, Santa Clara
BMS.....Memorial S., Bal.	CP.....Candlestick Park, SF	FO.....Forbes Field, Pitt.	IF.....INVESCO Field, Denver	LD.....Loa Superdome, NO
BS.....Briggs S., Detroit	CS.....Cowboys S., Arlington	FP.....Fenway Park, Boston	JMS.....Jack Murphy S., SD	
BuS.....Busch Stadium, StL	DC.....D.C. at America's Center, StL	FR.....Franklin Field, Phi.	JRS.....Joe Robbie S., Miami	
CB.....Cotton Bowl, Dallas	DF.....Dudley Field, Nashville	FS.....Foxboro S., Foxboro	KS.....Kingdome, Seattle	
CF.....Cinergy Field, Cin.	DS.....Dolphin S., Miami	FxF.....FedEx Field, Maryland	KS.....Kezar S., San Fran.	

(M-Z on page 388)

1941 10-1-0, .909, FIRST (TIE), WESTERN DIVISION

Head Coach:	Earl "Curly" Lambeau	GB	Opp	Attend	Site	
S 14	Detroit Lions (GB).....	W	23	0	16,734	CIS
S 21	Cleveland Rams (Milw).....	W	24	7	18,463	SFP
S 28	Chicago Bears (GB).....	L	17	25	24,876	CIS
O 5	Chicago Cardinals (Milw).....	W	14	13	10,000	SFP
O 12	Brooklyn Dodgers (Milw).....	W	30	7	15,621	SFP
O 19	@ Cleveland Rams.....	W	17	14	13,086	CMS
O 26	@ Detroit Lions.....	W	24	7	30,269	Brs
N 2	@ Chicago Bears.....	W	16	14	46,484	WFS
*N 9	@ Kenosha Cardinals.....	W	65	2	7,200	LFW
N 16	Chicago Cardinals (GB).....	W	17	9	15,495	CIS
N 23	@ Pittsburgh Steelers.....	W	54	7	15,202	FoF
N 30	@ Washington Redskins.....	W	22	17	35,594	GrS
			258	120	241,824	

Home: 5-1 (101,189) Away: 5-0 (140,635)

Western Division Playoff

D 14	@ Chicago Bears.....	L	14	33	43,425	WF
------	----------------------	---	----	----	--------	----

Scoring	TD	Ru	Pa	Rt	PAT	FG	S	P	T
Hutson	12	2	10	0	20/24	1/1	0	95	
Hinkle	6	5	1	0	2/2	6/14	0	56	
*Canadeo	3	3	0	0				18	
Van Every	3	2	0	1				18	
L.Brock	2	0	2	0				12	
Mulleneaux	2	0	2	0				12	
Isbell	1	1	0	0				6	
Laws	1	0	1	0				6	
*Pannell	1	0	1	0				6	
Uram	1	0	1	0				6	
*Urban	1	0	1	0				6	
Jankowski	0	0	0	0	1/2	1/1	0	4	
*Rohrig	0	0	0	0	1/1	1/1	0	4	
Adkins	0	0	0	0	3/3	0/0	0	3	
Engelbreten	0	0	0	0	0/0	1/3	0	3	
Balasz	0	0	0	0	1/1	0/0	0	1	
Packers	33	13	7	3	28/33	10/20	1	258	
Opponents	16	7	8	1	12/16	4/12	0	120	

	GB	Opp	Rushing	No	Yds	Avg	Long	TD
Total First Downs	166	124	Hinkle	129	393	3.0	20	5
Rushing	82	68	Isbell	72	317	4.4	24	1
Passing	69	46	Uram	49	258	5.3	61	0
Penalty	15	10	*Canadeo	43	137	3.2	16	3
Total Net Yards	3294	2586	Van Every	25	127	5.1	31t	2
Avg. Per Game	299.5	235.1	*Paskvan	38	116	3.1	12	0
Total Plays	720	589	Jankowski	47	65	1.4	13	0
Avg. Per Play	4.6	4.4	Laws	21	58	2.8	10	0
Net Yards Rushing	1550	1221	L.Brock	14	44	3.1	14	0
Avg. Per Game	140.9	111.0	Hutson	4	22	5.5	18t	2
Total Rushes	467	356	*Frutig	1	11	11.0	11	0
Net Yards Passing	1731	1343	*Rohrig	21	2	0.1	18	0
Avg. Per Game	157.4	122.1	Craig	1	1	1.0	1	0
Gross Yards	1731	1343	Balasz	2	-1	-0.5	-0	0
Att./Completions	253/133	233/104	Packers	467	1550	3.3	61	13
Completion Pct.	52.6	44.6	Opponents	356	1221	3.4	31	7
Had Intercepted	13	25						
Yards Gained/Laterals	13	22						
Punts/Average	53/42.1	58/40.8						
Penalties/Yards	47/509	63/539						
Fumbles/Ball Lost	20/11	41/23						
Touchdowns	33	16						
Rushing	13	7						
Passing	17	8						
Returns	3	1						

Western Div.	W	L	T	Pct	Pts	OP
Chi. Bears.	10	1	0	.909	396	147
Green Bay	10	1	0	.909	258	120
Detroit	4	6	1	.400	121	195
Chi. Cardinals	3	7	1	.300	127	197
Cleveland	2	9	0	.182	116	244

Interceptions	No	Yds	Avg	Long	TD
Van Every	3	104	34.7	91t	1
Adkins	2	79	39.5	54	0
Uram	2	37	18.5	28	0
Laws	2	36	18.0	36	0
*Canadeo	2	30	15.0	22	0
*Paskvan	2	6	3.0	4	0
L.Brock	2	3	1.5	3	0
Svendsen	1	42	42.0	42	0
Jankowski	1	33	33.0	33	0
Hutson	1	32	32.0	32	0
Tinsley	1	24	24.0	24	0
*Rohrig	1	17	17.0	17	0
S. Johnson	1	10	10.0	10	0
Hinkle	1	2	2.0	2	0
Goldenberg	1	0	0.0	0	0
Isbell	1	0	0.0	0	0
*Pannell	1	0	0.0	0	0
Packers	25	455	18.2	91t	1
Opponents	13	170	13.1	-	0

Punting	No	Yds	Avg	TB	In	Lg	B
Hinkle	22	980	44.5	-	-	63	0
Van Every	13	505	38.8	-	-	65	0
*Canadeo	10	405	40.5	-	-	62	0
*Rohrig	5	214	42.8	-	-	52	0
L.Brock	3	128	42.7	-	-	48	0
Packers	53	2232	42.1	-	-	65	0
Opponents	58	2367	40.8	-	-	-	1

By Quarter	Q1	Q2	Q3	Q4	OT	Pts
Packers	54	58	54	92	0	258
Opponents	39	23	20	38	0	120

Receiving	No	Yds	Avg	Long	TD
Hutson	58	738	12.7	45t	10
L.Brock	22	307	14.0	36t	2
*Rohrig	11	58	5.3	19t	0
Mulleneaux	9	216	24.0	56	2
Hinkle	8	78	9.8	28	1
Uram	6	124	20.7	44	0
Jacunski	4	48	12.0	27	0
Laws	4	48	12.0	18t	1
Riddick	3	33	11.0	45	0
*Frutig	2	40	20.0	34	0
*Urban	2	26	13.0	14	1
Craig	2	13	6.5	12	0
Van Every	1	3	3.0	3	0
Isbell	1	-1	-1.0	-1	0
Packers	133	1731	13.0	56	17
Opponents	104	1343	12.9	80t	8

Punt Returns	Ret	FC	Yds	Avg	Long	TD
L.Brock	15	-	153	10.2	45	0
Uram	7	-	121	17.3	90t	1
*Canadeo	4	-	26	6.5	10	0
*Rohrig	4	-	46	11.5	14	0
Van Every	4	-	58	14.5	20	0
Isbell	3	-	19	6.3	7	0
Hinkle	2	-	61	30.5	36	0
Laws	2	-	3	1.5	3	0
Packers	41	-	487	11.9	90t	1
Opponents	31	-	432	13.9	77t	1

Kickoff Returns	No	Yds	Avg	Long	TD
L.Brock	4	94	23.5	36	0
*Canadeo	4	110	27.5	55	0
Van Every	4	99	24.8	31	0
Hinkle	3	38	12.7	16	0
Laws	3	75	25.0	26	0
*Rohrig	3	60	20.0	29	0
Isbell	2	32	16.0	20	0
Uram	2	27	13.5	14	0
Buhr	1	10	10.0	10	0
Hutson	1	8	8.0	8	0
Riddick	1	14	14.0	14	0
Packers	28	567	20.3	55	0
Opponents	39	870	22.3	51	0

Passing	Att	Cmp	Yds	Cmp%	Yds/Att	TD	TD%	Int	Int%	LG	Sck	Yds	Rtng
Isbell	206	117	1478	56.8	7.18	15	7.3	11	5.3	56	-	-	81.4
Van Every	30	11	195	36.7	6.50	0	0.0	2	6.7	44	-	-	31.9
*Canadeo	16	4	54	25.0	3.38	2	12.5	0	0.0	18	-	-	80.7
*Rohrig	1	1	3	100.0	3.00	0	0.0	0	0.0	3	-	-	79.2
Packers	253	133	1731	52.6	6.84	17	6.7	13	5.1	56	-	-	75.4
Opponents	233	104	1343	44.6	5.76	8	3.4	25	10.7	80t	-	-	35.2

* - rookie

Primary Starters

LE	H.Jacunski
	D.Hutson
LT	B.Ray
LG	*L.McLaughlin
C	G.Svendsen
RG	P.Tinsley
RT	C.Schultz
	B.Lee
RE	R.Riddick
QB	L.Buhrer
	L.Craig
LHB	*T.Canadeo
	C.Isbell
RHB	L.Brock
	J.Laws
FB	C.Hinkle

COMMUNITY

ADMIN. & COACHES

VETERANS

DRAFT & FREE AGENTS

2020 REVIEW

1941

LAMBEAU FIELD

MISC.

8-2-1, .800, SECOND, WESTERN DIVISION 1942

Head Coach: Earl "Curly" Lambeau		GB	Opp	Attend	Site	
S 27	Chicago Bears (GB)	L	28	44	20,007	CIS
O 4	@ Chicago Cardinals	W	17	13	24,897	CoP
O 11	Detroit Lions (Milw)	W	38	7	19,500	SFP
O 18	Cleveland Rams (GB)	W	45	28	12,847	CIS
O 25	@ Detroit Lions	W	28	7	19,097	BrS
N 1	Chicago Cardinals (GB)	W	55	24	14,782	CIS
N 8	@ Cleveland Rams	W	30	12	16,473	LP
N 15	@ Chicago Bears	L	7	38	42,787	WF
N 22	@ New York Giants	T	21	21	30,246	PG
N 29	@ Philadelphia Eagles	W	7	0	13,700	SP
D 6	Pittsburgh Steelers (Milw)	W	24	21	5,138	SFP
			300	215	219,474	

Home: 4-1 (72,274) Away: 4-1-1 (147,200)

	GB	Opp
Total First Downs	176	147
Rushing.....	65	79
Passing.....	97	59
Penalty.....	14	9
Total Net Yards	3790	3077
Avg. Per Game.....	344.5	279.7
Total Plays.....	752	617
Avg. Per Play.....	5.0	5.0
Net Yards Rushing	1374	1550
Avg. Per Game.....	124.9	140.9
Total Rushes.....	422	375
Net Yards Passing	2407	1471
Avg. Per Game.....	218.8	133.7
Gross Yards.....	2407	1471
Att./Completions.....	330/172	242/100
Completion Pct.....	52.1	41.3
Had Intercepted.....	18	33
Yards Gained/Laterals	9	56
Punts/Average	58/37.4	56/37.0
Penalties/Yards	38/312	63/539
Fumbles/Ball Lost	13/8	22/15
Touchdowns	41	28
Rushing.....	10	14
Passing.....	28	8
Returns.....	3	6

By Quarter	Q1	Q2	Q3	Q4	OT	Pts
Packers	57	90	48	105	0	300
Opponents	45	61	43	66	0	215

Primary Starters

LE	J.Mason
	D.Hutson
LT	B.Ray
	E.Pannell
LG	B.Kuusisto
	R.Letlow
C	*B.Ingalls
	C.Brock
RG	C.Goldenberg
RT	*P.Berezney
RE	J.Carter (5)
	*J.Stonebraker (2)
	*E.Ohlgren (2)
QB	L.Craig
	D.Weisgerber
LHB	T.Canadeo
	C.Isbell
RHB	J.Laws (5)
	A.Uram (2)
	L.Brock (2)
FB	*T.Fritsch

	GB	Opp	Rushing	No	Yds	Avg	Long	TD
Total First Downs	176	147	*Fritsch.....	74	323	4.4	55	0
Rushing.....	65	79	Canadeo.....	89	272	3.1	50	3
Passing.....	97	59	*Sample.....	57	255	4.5	31	4
Penalty.....	14	9	L.Brock.....	95	237	2.5	24	2
Total Net Yards	3790	3077	Laws.....	29	100	3.4	17	0
Avg. Per Game.....	344.5	279.7	Isbell.....	36	83	2.3	32	1
Total Plays.....	752	617	Uram.....	24	75	3.1	8	0
Avg. Per Play.....	5.0	5.0	Weisgerber.....	5	21	4.2	6	0
Net Yards Rushing	1374	1550	Hutson.....	3	4	1.3	-	0
Avg. Per Game.....	124.9	140.9	*B.Kahler.....	8	4	0.5	13	0
Total Rushes.....	422	375	Craig.....	2	0	0.0	9	0
Net Yards Passing	2407	1471	Packers	422	1374	3.3	55	10
Avg. Per Game.....	218.8	133.7	Opponents	375	1550	4.1	54	14
Gross Yards.....	2407	1471						

Western Div.	W	L	T	Pct	Pts	OP
Chi. Bears.....	11	0	0	1.000	376	84
Green Bay	8	2	1	.800	300	215
Cleveland.....	5	6	0	.455	150	207
Chi. Cardinals.....	3	8	0	.273	98	209
Detroit.....	0	11	0	.000	38	263

	Receiving	No	Yds	Avg	Long	TD
Hutson.....	74	1211	16.4	73	17	
Uram.....	21	420	20.0	64	4	
L.Brock.....	20	139	7.0	29	1	
Canadeo.....	10	66	6.6	15	0	
*Fritsch.....	9	60	6.7	21	0	
Jacunski.....	8	125	15.6	49	1	
Mason.....	7	86	12.3	19	0	
Riddick.....	6	104	17.3	24	1	
Laws.....	6	96	16.0	28	1	
*Sample.....	6	35	5.8	10	1	
*B.Kahler.....	2	21	10.5	12	0	
Carter.....	2	19	9.5	10	1	
Ranspot.....	1	25	25.0	25	1	
Packers	172	2407	14.0	73	28	
Opponents	100	1471	14.7	67	8	

* - rookie

Scoring	TD	Ru	Pa	Rt	PAT	FG	S	Pts
Hutson	17	0	17	0	33/34	1/4	0	138
Uram	5	0	4	1	1/1	0/0	0	31
*Sample	5	4	1	0				30
L.Brock	3	2	1	0	2/2	0/1	0	20
Canadeo	3	3	0	0				18
*Fritsch	0	0	0	0	1/1	4/5	0	13
C.Brock	1	0	0	1				6
Carter	1	0	1	0				6
*Ingalls	1	0	1	0				6
Isbell	1	1	0	0				6
Jacunski	1	0	1	0				6
Laws	1	0	1	0				6
Ranspot	1	0	1	0				6
Riddick	1	0	1	0				6
Weisgerber	0	0	0	0	2/2	0/0	0	2
Packers	41	10	28	3	39/40	5/10	0	300
Opponents	28	14	8	6	27/28	6/7	1	215

Interceptions	No	Yds	Avg	Long	TD
Hutson.....	7	71	10.1	27	0
Isbell.....	6	47	7.8	19	0
C.Brock.....	6	25	4.2	16	0
Goldenberg.....	4	31	7.8	15	0
Laws.....	3	67	22.3	38	0
L.Brock.....	2	32	16.0	19	0
Uram.....	2	18	9.0	18	0
Canadeo.....	1	35	35.0	35	0
*Ingalls.....	1	23	23.0	23	1
Tinsley.....	1	3	3.0	3	0
Packers	33	352	10.7	38	1
Opponents	18	282	15.7	54	2

Punting	No	Yds	Avg	Tn	In	Lg	B
L.Brock.....	32	1218	38.1	-	-	52	2
Canadeo.....	18	645	35.8	-	-	47	0
Isbell.....	4	141	35.3	-	-	46	0
*Fritsch.....	3	122	40.7	-	-	54	0
Starret.....	1	43	43.0	-	-	43	0
Packers	58	2169	37.4	-	-	54	2
Opponents	56	2070	37.0	-	-	-	1

Punt Returns	Ret	FC	Yds	Avg	Long	TD
L.Brock.....	8	-	86	10.8	22	0
Canadeo.....	7	-	76	10.9	26	0
Laws.....	7	-	56	8.0	15	0
Uram.....	7	-	50	7.1	24	0
*Fritsch.....	1	-	31	31.0	31	0
Isbell.....	1	-	14	14.0	14	0
*B.Kahler.....	1	-	14	14.0	14	0
Packers	32	-	327	10.2	31	0
Opponents	38	-	396	10.4	44	0

Kickoff Returns	No	Yds	Avg	Long	TD
L.Brock.....	9	179	19.9	26	0
Uram.....	8	208	26.0	98	1
Canadeo.....	6	137	22.8	35	0
Isbell.....	4	63	15.8	17	0
*Sample.....	3	91	30.3	35	0
Craig.....	2	24	12.0	16	0
*Fritsch.....	2	43	21.5	23	0
Laws.....	2	36	18.0	18	0
*Berezney.....	1	7	7.0	7	0
Packers	37	788	21.3	98	1
Opponents	45	1050	23.3	95	1

Passing	Att	Cmp	Yds	Cmp%	Yds/Att	TD	TD%	Int	Int%	LG	Sck	Yds	Rtg
Isbell.....	268	146	2021	54.5	7.54	24	9.0	14	5.2	73	-	-	87.0
Canadeo.....	59	24	310	40.7	5.25	3	5.1	4	6.8	36	-	-	46.6
Laws.....	3	2	76	66.7	25.33	1	33.3	0	0.0	62	-	-	149.3
Packers	330	172	2407	52.1	7.29	28	8.5	18	5.5	73	-	-	81.5
Opponents	242	100	1471	41.3	6.08	8	3.3	33	13.6	67	-	-	33.3

COMMUNITY ADMIN. & COACHES VETERANS DRAFT & FREE AGENTS REVIEW 2020 1942 LAMBEAU FIELD MISC.

1943 7-2-1, .778, SECOND, WESTERN DIVISION

Head Coach: Earl "Curly" Lambeau

	GB	Opp	Attend	Site	
S 26 Chicago Bears (GB).....	T	21	23,675	CtS	
O 3 @ Chicago Cardinals.....	W	28	15,563	CoP	
O 10 Detroit Lions (GB).....	W	35	14	21,396	CtS
O 17 Washington Redskins (Milw).....	L	7	33	23,058	SFP
O 24 @ Detroit Lions.....	W	27	6	41,463	Brs
O 31 @ New York Giants.....	W	35	21	46,208	PG
N 7 @ Chicago Bears.....	L	7	21	43,425	WF
N 14 Chicago Cardinals (Milw).....	W	35	14	10,831	SFP
N 21 @ Brooklyn Dodgers.....	W	31	7	18,992	EF
*N 28 New London (Conn.) Diesels					
(@ Bristol, Conn.).....	W	62	14	10,000	MF
D 5 @ Phil-Pitt Steagles (@ Phil.).....	W	38	28	34,294	SP
		264	172	278,905	

Home: 2-1-1 (78,960) Away: 5-1 (199,945)

	GB	Opp	Rushing	No	Yds	Avg	Long	TD
Total First Downs	134	122	Canadae	94	489	5.2	35t	3
Rushing.....	60	62	Laws	43	232	5.4	31	0
Passing.....	66	56	*Falkenstein	58	198	3.4	59	1
Penalty.....	8	4	*Comp	77	182	2.4	27	3
Total Net Yards	3351	2707	Fritsch	54	169	3.1	14	4
Avg. Per Game.....	335.1	270.7	L.Brock	45	67	1.5	9	2
Total Plays.....	650	592	Uram	15	53	3.5	9	0
Avg. Per Play.....	5.2	4.6	Hutson	6	41	6.8	16	0
Net Yards Rushing	1442	1112	Kahler	1	5	5.0	5	0
Avg. Per Game.....	144.2	111.2	Craig	1	3	3.0	3	0
Total Rushes.....	397	350	Lankas	2	2	1.0	1	0
Net Yards Passing	1909	1420	Starret	1	1	1.0	1	0
Avg. Per Game.....	190.9	142.0	Packers	397	1442	3.6	59	13
Gross Yards.....	1909	1420	Opponents	350	1112	3.2	47	10
Att./Completions.....	253/114	242/111						
Completion Pct.....	45.1	45.9						
Had Intercepted.....	19	42						
Yards Gained/Laterals	0	175						
Punts/Average	52/36.0	55/36.7						
Penalties/Yards	52/403	51/391						
Fumbles/Ball Lost	15/6	22/9						
Touchdowns	36	25						
Rushing.....	13	9						
Passing.....	21	16						
Returns.....	2	0						

By Quarter	Q1	Q2	Q3	Q4	OT	Pts
Packers	80	62	56	66	0	264
Opponents	47	28	34	63	0	172

Primary Starters

LE	D.Hutson
LT	B.Ray
LG	B.Kuusiisto
C	C.Brock
	B.Flowers
RG	C.Goldenberg
	P.Tinsley
RT	P.Berezney
	C.Adams
RE	H.Jacunski
QB	L.Craig
LHB	T.Canadeo
RHB	L.Brock
FB	F.Fritsch
	*T.Falkenstein

Western Div.	W	L	T	Pct	Pts	OP
Chi. Bears.....	8	1	1	.889	303	157
Green Bay	7	2	1	.778	264	172
Detroit.....	3	6	1	.333	178	218
Chi. Cardinals.....	0	10	0	.000	95	238

Receiving	No	Yds	Avg	Long	TD
Hutson.....	47	776	16.5	79t	11
Jacunski.....	24	528	22.0	86t	3
Uram.....	10	212	21.2	51	2
Mason.....	8	107	13.4	21	2
Evans.....	8	71	8.9	13	0
Laws.....	5	33	6.6	22	0
L.Brock.....	4	57	14.3	32	1
*Falkenstein.....	3	39	13.0	18	0
Canadae.....	3	31	10.3	13t	2
Fritsch.....	2	55	27.5	32	0
Packers	114	1909	16.7	86t	21
Opponents	111	1420	12.8	66t	15

* - rookie

Passing	Att	Cmp	Yds	Cmp%	Yds/Att	TD	TD%	Int	Int%	LG	Sck	Yds	Rtg
Canadae.....	129	56	875	43.4	6.78	9	7.0	12	9.3	51	-	-	51.0
*Comp.....	92	46	662	50.0	7.20	7	7.6	4	4.3	79	-	-	81.0
L.Brock.....	22	9	274	40.9	12.45	3	13.6	1	4.5	86t	-	-	108.7
Uram.....	6	2	60	33.3	10.00	1	16.7	1	16.7	48	-	-	71.5
Hutson.....	4	1	38	25.0	9.50	1	25.0	1	25.0	38	-	-	66.7
Packers	253	114	1909	45.1	7.55	21	8.3	19	7.5	86t	-	-	67.4
Opponents	242	111	1420	45.9	5.87	16	6.2	42	17.4	66t	-	-	47.2

Scoring	TD	Ru	Pa	Rt	PAT	FG	S	PTS
Hutson	12	0	11	1	36/36	3/5	0	117
Canadae	5	3	2	0	0	0	0	30
*Comp	4	3	0	1	0	0	0	24
Fritsch	4	4	0	0	0/0	0/2	0	24
L.Brock	3	2	1	0	0	0	0	18
Jacunski	3	0	3	0	0	0	0	18
Mason	2	0	2	0	0	0	0	12
Uram	2	0	2	0	0	0	0	12
*Falkenstein	1	1	0	0	0	0	0	6
Adams	0	0	0	0	0/0	1/6	0	3
*Senerson	0	0	0	0	0/0	0/2	0	0
Packers	36	13	21	2	36/36	4/15	0	264
Opponents	25	9	16	0	22/24	0/3	1	172

Interceptions	No	Yds	Avg	Long	TD
*Comp	10	149	14.9	35	1
Hutson	8	197	24.6	84t	1
Laws	7	67	9.6	17	0
C.Brock	4	61	15.3	41	0
Uram	2	40	20.0	22	0
Goldenberg	2	37	18.5	30	0
Canadae	2	15	7.5	15	0
*Fries	2	6	3.0	4	0
L.Brock	1	9	9.0	9	0
Tinsley	1	8	8.0	8	0
Jacunski	1	7	7.0	7	0
Starret	1	4	4.0	4	0
Flowers	1	0	0.0	0	0
Packers	42	616	14.7	84t	2
Opponents	19	188	9.9	24	0

Punting	No	Yds	Avg	TB	In	Lg	B
L.Brock	32	1164	36.4	-	-	72	1
*Comp	12	453	37.8	-	-	46	0
Fritsch	5	151	30.2	-	-	47	0
Canadae	3	102	34.0	-	-	39	0
Packers	52	1870	36.0	-	-	72	1
Opponents	55	2017	36.7	-	-	-	-

Punt Returns	Ret	FC	Yds	Avg	Long	TD
Laws	10	-	84	8.4	19	0
L.Brock	8	-	126	15.8	32	0
Canadae	8	-	93	11.6	22	0
Uram	5	-	48	9.6	17	0
*Comp	1	-	20	20.0	20	0
Packers	32	-	371	11.6	32	0
Opponents	28	-	330	11.8	22	0

Kickoff Returns	No	Yds	Avg	Long	TD
Canadae	10	242	24.2	43	0
L.Brock	5	112	22.4	40	0
*Comp	4	81	20.3	24	0
Fritsch	4	99	24.8	32	0
*Falkenstein	2	47	23.5	24	0
Laws	2	47	23.5	24	0
Jacunski	1	33	33.0	33	0
Packers	38	661	23.6	43	0
Opponents	31	606	19.5	37	0

STADIUM ABBREVIATIONS, M-Z

MBS.....Mercedes-Benz S., Atl.	NRG.....NRG Stadium, Houston	QS.....Qualcomm S., SD	SF.....Soldier Field, Chicago	TxS.....Texas Stadium, Irving
MD.....Metrodome, Minn.	NS.....Nissan S., Nashville	RCA.....RCA Dome, Ind.	SFP.....State Fair P., Milwaukee	UPS.....Univ. of Phoenix Stadium, UPPS.
Met.....Metropolitan S., Minn.	OB.....Orange Bowl, Miami	RFK.....RFK Stadium, Was.	SFS.....Schaefer S., Foxboro	US.....U.S. Bank Stadium, Minn.
MF.....Muzzy F., Bristol, Conn.	OC.....Oakland-Alameda Co. C.	RS.....Rich Stadium, Buf.	SHS.....Shea S., Flushing, NY	VS.....Veterans S., Phi.
MHS.....Mile High S., Denver	OC.....Oco Coliseum	RJS.....Raymond James S., TB	SP.....Shibe Park, Philadelphia	WF.....Wrigley Field, Chicago
MP.....Monster Park, SF	PBS.....Paul Brown S., Cin.	RS.....Reliant S., Houston	SuS.....Sullivan S., Foxboro	YB.....Yale Bowl, Conn.
MqS.....Marquette S., Milw.	PG.....Polo Grounds, N.Y.	RVS.....Riverfront S., Cin.	TaS.....Tampa Stadium	YS.....Yankee S., Bronx, NY
MS.....Memorial S., Champaign	PPS.....Pro Player S., Miami	RWS.....Ralph Wilson S., Buf.	TbS.....TCF Bank Stadium, Minn.	
MTS.....MT&B Bank S., Baltimore	PPS.....Pitt Stadium, Pit.	SAF.....Sports Authority Field, Den.	Tgs.....Tiger Stadium, Detroit	
NAC.....Net Associates C., Oak	PSD.....Pontiac Silverdome	SDS.....San Diego Stadium	TRS.....Three Rivers S., Pitt	
NMS.....New Meadowlands S.	QF.....Qwest Field, Seattle	SDV.....Sun Devil S., Tempe	TuS.....Tulane S., New Orleans	

(A-L on page 385)

8-2-0, .800, FIRST, WESTERN DIVISION 1944

Head Coach:	Earl "Curly" Lambeau	GB	Opp	Attend	Site	
S 17	Brooklyn Tigers (Milw)	W	14	7	12,994	SFP
S 24	Chicago Bears (GB)	W	42	28	24,362	CIS
O 1	Detroit Lions (Milw)	W	27	6	18,556	SFP
O 8	Card-Pitt (GB)	W	34	7	16,535	CIS
*O 14 Philadelphia Eagles						
	(@ Nashville)	L	13	38	20,000	DF
O 22	Cleveland Rams (GB)	W	30	21	18,780	CIS
O 29	@ Detroit Lions	W	14	0	30,844	BrS
N 5	@ Chicago Bears	L	0	21	45,553	WF
N 12	@ Cleveland Rams	W	42	7	17,166	CMS
N 19	@ New York Giants	L	0	24	56,481	PG
N 26	@ Card-Pitt (@ Chicago)	W	35	20	7,158	CoP
			238	141	248,429	

Home: 5-0 (91,227) Away: 3-2 (157,202)

NFL Championship

D 17	@ New York Giants	W	14	7	46,016	PG
------	-------------------	---	----	---	--------	----

	GB	Opp	Rushing	No	Yds	Avg	Long	TD	
Total First Downs	147	114	Fritsch	94	322	3.4	18	4	
Rushing	70	56	*Perkins	58	207	3.6	26	0	
Passing	63	49	L.Brock	36	200	5.6	42	3	
Penalty	14	9	Laws	45	200	4.4	20	3	
Total Net Yards	3024	2417	*Duhart	51	183	3.6	16	2	
Avg. Per Game	302.4	241.7	Canadeo	31	149	4.8	34	0	
Total Plays	648	583	Comp	52	134	2.6	28	2	
Avg. Per Play	4.7	4.1	Hutson	12	87	7.3	27	0	
Net Yards Rushing	1517	1130	Starret	10	21	2.1	8	2	
Avg. Per Game	151.7	113.0	*McKay	5	12	2.4	11	0	
Total Rushes	395	357	Urban	1	2	2.0	2	0	
Had Intercepted	24	29	Packers	395	1517	3.8	42t	16	
Net Yards Passing	1471	1229	Opponents	357	1130	3.2	75t	8	
Avg. Per Game	147.1	122.9	Western Div. W L T Pct Pts OP						
Gross Yards	1471	1229	Chi. Bears	6	3	1	.667	258	172
Att./Completions	253/105	226/89	Detroit	6	3	1	.667	216	151
Completion Pct.	41.5	39.4	Cleveland	4	6	0	.400	188	224
Had Intercepted	24	29	Card-Pitt	0	10	0	.000	108	328
Yards Gained/Laterals	36	58	Receiving						
Punts/Average	48/36.9	57/36.7	Hutson	58	866	14.9	55t	9	
Penalties/Yards	62/558	88/700	*Duhart	9	176	19.6	32	2	
Fumbles/Ball Lost	11/7	25/13	Jacunski	9	151	16.8	48	0	
Touchdowns	34	20	Laws	7	61	8.7	29t	1	
Rushing	16	8	Wehba	6	67	11.2	17	0	
Passing	15	11	L.Brock	4	74	18.5	52t	2	
Returns	3	1	Fritsch	3	5	1.7	13	0	

By Quarter	Q1	Q2	Q3	Q4	OT	Pts
Packers	56	77	41	64	0	238
Opponents	34	27	38	42	0	141

Scoring	TD	Ru	Pa	Rt	PAT	FG	S	P	TDS
Hutson	9	0	9	0	31/33	0/3	0	85	
L.Brock	5	3	2	0			0	30	
Fritsch	5	4	0	1			0	30	
*Duhart	4	2	2	0			0	24	
Laws	4	3	1	0			0	24	
Comp	3	2	1	0			0	18	
*Perkins	2	0	0	2			0	12	
Starret	2	2	0	0			0	12	
Sorenson	0	0	0	0	1/1	0/1	0	1	
Schwammel	0	0	0	0	0/0	0/1	0	0	
Packers	34	16	15	3	32/34	0/5	1	238	
Opponents	20	8	11	1	18/19	1/2	0	141	

Interceptions	No	Yds	Avg	Long	TD
Fritsch	6	115	19.2	50t	1
Comp	6	54	9.0	43	0
Hutson	4	50	12.5	43	0
*Duhart	4	23	5.8	14	0
Laws	3	36	12.0	16	0
*Perkins	2	123	61.5	83t	2
*Bild	1	25	25.0	25	0
Craig	1	20	20.0	20	0
Wehba	1	7	7.0	7	0
C.Brock	1	1	1.0	1	0
Packers	29	454	15.7	83t	3
Opponents	24	344	14.3	48	1

Punting	No	Yds	Avg	TB	In	Ln	B
L.Brock	14	491	35.1	-	-	-	50
Canadeo	13	479	36.8	-	-	-	46
Fritsch	10	408	40.8	-	-	-	54
*McKay	8	297	37.1	-	-	-	55
Starret	2	66	33.0	-	-	-	43
*Perkins	1	31	31.0	-	-	-	31
Packers	48	1772	36.9	-	-	-	55
Opponents	57	2092	36.7	-	-	-	73

Punt Returns	Ret	FC	Yds	Avg	Long	TD
Laws	15	-	118	7.9	23	0
L.Brock	4	-	36	9.0	22	0
*Duhart	3	-	32	10.7	18	0
Comp	2	-	32	16.0	18	0
*McKay	2	-	19	9.5	17	0
Canadeo	1	-	4	4.0	4	0
Packers	27	-	241	8.9	23	0
Opponents	18	-	192	10.7	20	0

Kickoff Returns	No	Yds	Avg	Long	TD
Fritsch	11	288	26.2	44	0
Laws	8	132	16.5	25	0
L.Brock	2	41	20.5	21	0
Comp	2	35	17.5	18	0
*Perkins	2	34	17.0	18	0
Canadeo	1	12	12.0	12	0
Craig	1	17	17.0	17	0
*Duhart	1	18	18.0	18	0
Starret	1	13	13.0	13	0
Urban	1	20	20.0	20	0
Packers	30	610	20.3	44	0
Opponents	34	806	23.7	44	0

* — rookie

Passing	Att	Cmp	Yds	Cmp%	Yds/Att	TD	TD%	Int	Int%	LG	Sec	Yds	Rtg
Comp	177	80	1159	45.2	6.55	12	6.8	21	11.9	55t	-	50.0	
L.Brock	21	5	94	23.8	4.48	2	9.5	0	0.0	48	-	77.5	
Canadeo	20	9	89	45.0	4.45	0	0.0	0	0.0	51	-	58.1	
*McKay	14	6	72	42.9	5.14	1	7.1	2	14.3	26t	-	43.5	
*Duhart	13	4	42	30.8	3.23	0	0.0	0	0.0	12	-	41.2	
Laws	4	1	15	25.0	3.75	0	0.0	1	25.0	15	-	3.1	
Hutson	3	0	0	0.0	0.00	0	0.0	0	0.0	0	-	39.6	
*Bild	1	0	0	0.0	0.00	0	0.0	0	0.0	0	-	39.6	
Packers	253	105	1471	41.5	5.81	15	5.9	24	9.5	55t	-	41.1	
Opponents	226	89	1229	39.4	5.44	11	4.9	29	12.8	72t	-	34.2	

Primary Starters

LE	D.Hutson
LT	M.Croft
	B.Ray
LG	G.Sorenson
	B.Kuusisto
C	C.Brock
	B.Flowers
RG	P.Tinsley
	G.Sorenson
RT	P.Berezney
	A.Schwammel
RE	H.Jacunski
QB	L.Craig
LHB	I.Comp
RHB	L.Brock
	J.Laws
FB	T.Fritsch

COMMUNITY

ADMIN. & COACHES

VETERANS

DRAFT & FREE AGENTS

2020 REVIEW

1944

LAMBEAU FIELD

MISC.

1945 6-4-0, .600, THIRD, WESTERN DIVISION

Head Coach:		Earl "Curly" Lambeau	GB	Opp	Attend	Site
S 30	Chicago Bears (GB)W	31	21	24,525	CtS
O 7	Detroit Lions (Milw)W	57	21	20,463	SFP
O 14	Cleveland Rams (GB)L	14	27	24,607	CtS
O 21	Boston Yanks (Milw)W	38	14	20,846	SFP
O 28	Chicago Cardinals (GB)W	33	14	19,221	CtS
N 4	@ Chicago BearsL	24	28	45,527	WF
N 11	@ Cleveland RamsL	7	20	28,686	CMS
N 18	@ Boston YanksW	28	0	31,923	FP
N 25	@ New York GiantsW	23	14	52,681	FP
D 2	@ Detroit LionsL	3	14	23,468	BrS
			258	173	291,947	

Home: 4-1 (109,662) **Away:** 2-3 (182,285)

Scoring	TD	Ru	Pa	Rt	PAT	FG	S	PTS
Hutson	10	1	9	0	31/35	2/4	0	97
Fritsch	8	7	0	1	0/0	3/8	0	57
L.Brock	3	3	0	0				18
Comp	3	1	1	1				0
*Goodnight	3	0	3	0				18
C.Brock	2	0	2	0				12
McKay	2	2	0	0				12
Craig	1	0	1	0				6
*Crimmins	1	0	1	0				6
*Luhn	1	0	1	0				6
Perkins	1	1	0	0				6
Sorenson	0	0	0	0	0/0	0/1	0	0
Packers	35	15	14	6	31/35	5/13	1	258
Opponents	25	16	9	0	23/25	0/3	0	173

	GB	Opp	Rushing	No	Yds	Avg	Long	TD
Total First Downs	131	137	Fritsch	89	282	3.2	31	7
Rushing	73	65	McKay	71	231	3.3	41	2
Passing	44	57	L.Brock	46	196	4.3	28	3
Penalty	14	15	Perkins	35	175	5.0	49	1
Total Net Yards	2869	3116	*Smith	21	94	4.5	27	0
Avg. Per Game	286.9	311.6	Comp	57	92	1.6	18	1
Total Plays	595	619	Laws	16	82	5.1	20	0
Avg. Per Play	4.8	5.0	Hutson	8	60	7.5	18	1
Net Yards Rushing	1325	1349	*Mosley	16	49	3.1	9	0
Avg. Per Game	132.5	134.9	Starret	5	26	5.2	13	0
Total Rushes	377	388	*Goodnight	8	26	3.3	12	0
Net Yards Passing	1536	1708	*Snelling	3	10	3.3	8	0
Avg. Per Game	153.6	170.8	Sample	2	2	1.0	3	0
Gross Yards	1536	1708	Packers	377	1325	3.5	49	15
Att./Completions	218/81	231/111	Opponents	388	1349	3.5	72t	16
Completion Pct.	37.2	48.1						
Had Intercepted	24	24						
Yards Gained/Laterals	8	59						
Punts/Average	46/40.0	59/37.5						
Penalties/Yards	69/723	68/701						
Fumbles/Ball Lost	21/9	31/17						
Touchdowns	35	25						
Rushing	15	16						
Passing	14	9						
Returns	6	0						

Western Div.	W	L	T	Pct	Pts	OP
Cleveland	9	1	0	.900	244	136
Detroit	7	3	0	.700	195	194
Green Bay	6	4	0	.600	258	173
Chi. Bears	3	7	0	.300	192	235
Chi. Cardinals	1	9	0	.100	98	228

Interceptions	No	Yds	Avg	Long	TD
C.Brock	4	122	30.5	38	2
Hutson	4	15	3.8	15	0
Laws	3	60	20.0	35	0
L.Brock	3	33	11.0	23	0
McKay	3	33	11.0	18	0
Comp	2	67	33.5	54t	1
Fritsch	2	69	69.0	69t	1
Starret	1	27	27.0	27	0
*Mosley	1	20	20.0	20	0
*Crimmins	1	12	12.0	12t	1
Tinsley	1	6	6.0	6	0
Packers	24	464	19.3	69t	5
Opponents	24	356	14.8	-	0

Punting	No	Yds	Avg	TB	In	Lg	B
McKay	44	1814	41.2	-	-	73	0
*Keuper	1	12	12.0	-	-	12	0
Perkins	1	13	13.0	-	-	13	0
Packers	46	1839	40.0	-	-	73	0
Opponents	59	2210	37.5	-	-	56	0

Punt Returns	Ret	FC	Yds	Avg	Long	TD
Laws	12	-	78	6.5	21	0
McKay	7	-	66	9.4	17	0
*Smith	6	-	67	11.2	20	0
L.Brock	4	-	37	9.3	18	0
Comp	4	-	36	9.0	15	0
Mason	1	-	20	20.0	20	0
*Mosley	1	-	13	13.0	13	0
Packers	35	-	317	9.1	21	0
Opponents	25	-	284	11.4	32	0

Kickoff Returns	No	Yds	Avg	Long	TD
Fritsch	8	279	34.9	79	0
Comp	5	110	22.0	31	0
Hutson	4	37	9.3	12	0
Laws	4	72	18.0	29	0
McKay	4	67	16.8	26	0
*Smith	2	46	23.0	26	0
L.Brock	1	12	12.0	12	0
Craig	1	11	11.0	11	0
*Goodnight	1	8	8.0	8	0
Mason	1	15	15.0	15	0
Pannell	1	10	10.0	10	0
Starret	1	3	3.0	3	0
Packers	33	670	20.3	79	0
Opponents	39	737	18.9	36	0

* - rookie

Primary Starters

LE	*C.Goodnight
	D.Hutson
LT	B.Ray
LG	C.Tollefson
C	C.Brock
	B.Flowers
RT	P.Tinsley
RG	*P.Lipscomb
RE	*N.Luhn
	J.Mason
QB	L.Craig
LHB	I.Comp
RHB	J.Laws
	L.Brock
FB	T.Fritsch

Passing	Att	Cmp	Yds	Cmp%	Yds/Att	TD	Int	Int%	LG	Sck	Yds	Rtng
Comp	106	44	865	41.5	8.16	7	6.6	11	10.4	75t	-	53.1
McKay	89	32	520	36.0	5.84	5	5.6	9	10.1	59t	-	35.5
L.Brock	22	5	151	22.7	6.86	2	9.1	3	13.6	50t	-	46.4
*Mosley	1	0	0	0.0	0.00	0	0.0	1	100.0	0	-	0.0
Packers	218	81	1536	37.2	7.05	14	6.4	24	11.0	75t	-	44.2
Opponents	231	111	1708	48.1	7.39	9	3.9	24	10.4	84t	-	46.3

COMMUNITY
 ADMIN. & COACHES
 VETERANS
 DRAFT & FREE AGENTS
 MISC.
 LAMBEAU FIELD
 MISC.

6-5-0, .545, THIRD (TIE), WESTERN DIVISION 1946

Head Coach: Earl "Curly" Lambeau		GB	Opp	Attend	Site	
S 29	Chicago Bears (GB)	L	7	30	25,049	CIS
O 6	Los Angeles Rams (Milw)	L	17	21	27,049	SFP
O 13	@ Philadelphia Eagles	W	19	7	36,127	SP
O 20	Pittsburgh Steelers (GB)	W	17	7	22,588	CIS
O 27	Detroit Lions (Milw)	W	10	7	23,564	SFP
N 3	@ Chicago Bears	L	7	10	46,321	WF
N 10	@ Chicago Cardinals	W	19	7	30,681	CoP
N 17	@ Detroit Lions	W	9	0	21,055	BrS
N 24	Chicago Cardinals (GB)	L	6	24	16,150	CIS
D 1	@ Washington Redskins	W	20	7	33,691	GrS
D 8	@ Los Angeles Rams	L	17	38	46,838	LAC
			148	158	329,113	

Home: 2-3 (114,400) **Away:** 4-2 (214,713)

	GB	Opp
Total First Downs	160	156
Rushing	112	82
Passing	34	59
Penalty	14	15
Total Net Yards	2618	2661
Avg. Per Game	238.0	241.9
Total Plays	738	581
Avg. Per Play	3.5	4.6
Net Yards Rushing	1765	1372
Avg. Per Game	160.5	124.7
Total Rushes	560	367
Net Yards Passing	841	1288
Avg. Per Game	76.5	117.1
Gross Yards	841	1288
Att./Completions	178/54	214/94
Completion Pct.	30.3	43.9
Had Intercepted	18	24
Yards Gained/Laterals	12	1
Punts/Average	65/42.9	60/41.9
Penalties/Yards	82/693	76/628
Fumbles/Ball Lost	24/11	45/28
Touchdowns	17	21
Rushing	13	12
Passing	4	6
Returns	0	3

By Quarter	Q1	Q2	Q3	Q4	OT	Pts
Packers	13	47	33	55	0	148
Opponents	24	38	45	51	0	158

	GB	Opp	Rushing	No	Yds	Avg	Long	TD
Canadeo	122	476	3.9	27	0			
Fritsch	128	444	3.5	32	9			
*Schlinkman	97	379	3.9	44	2			
*Aberson	48	161	3.4	13	0			
Smith	22	119	5.4	36	0			
*Forte	17	73	4.3	20	0			
Comp	61	62	1.0	29	1			
*Nussbaumer	29	43	1.5	16	0			
*Aberson	21	34	1.6	9	1			
Craig	1	-3	-3.0	-3	0			
Rohrig	14	-23	-1.6	15	0			
Packers	560	1765	3.2	44	13			
Opponents	367	1372	3.7	611	12			

Western Div.							W	L	T	Pct	Pts	OP
Chi. Bears	8	2	1	.800	289	193						
Los Angeles	6	4	1	.600	277	257						
Green Bay	6	5	0	.545	148	158						
Chi. Cardinals	6	5	0	.545	260	198						
Detroit	1	10	0	.091	142	310						

	Receiving	No	Yds	Avg	Long	TD
Goodnight	16	308	19.3	51t	1	
Luhn	16	224	14.0	36t	2	
*Nussbaumer	10	143	14.3	35	0	
*Wells	2	74	37.0	65	0	
Rohrig	2	36	18.0	21	0	
Canadeo	2	25	12.5	15	0	
Fritsch	2	13	6.5	12t	1	
*Forte	2	5	2.5	4	0	
*Prescott	1	8	8.0	8	0	
*Schlinkman	1	5	5.0	5	0	
Packers	54	841	15.6	65	4	
Opponents	94	1288	13.7	54	6	

* — rookie

Scoring	TD	Ru	Pa	Rt	PAT	FG	S	PTS
Fritsch	10	9	1	0	13/15	9/17	0	100
Luhn	2	0	2	0				14
*Schlinkman	2	2	0	0				12
McKay	1	1	0	0	2/2	0/0	0	8
Comp	1	1	0	0				6
Goodnight	1	0	1	0				6
*Odson	0	0	0	0				2
Packers	17	13	4	0	15/17	9/17	2	148
Opponents	21	12	6	3	20/21	4/7	0	158

Interceptions	No	Yds	Avg	Long	TD
Rohrig	5	134	26.8	51	0
*Aberson	3	53	17.7	33	0
*Nussbaumer	3	31	10.3	16	0
Keuper	3	22	7.3	10	0
Comp	2	38	19.0	21	0
*Forte	2	23	11.5	16	0
Canadeo	1	23	23.0	23	0
McKay	1	20	20.0	20	0
Mosley	1	20	20.0	20	0
Mitchell	1	18	18.0	18	0
Fritsch	1	15	15.0	15	0
Ray	1	2	2.0	2	0
Packers	24	399	16.6	51	0
Opponents	18	275	15.3	85	1

Punting	No	Yds	Avg	TB	In	Lg	B
McKay	64	2735	42.7	-	-	64	1
Fritsch	1	52	52.0	-	-	52	0
Packers	65	2787	42.9	-	-	64	1
Opponents	60	2513	41.9	-	-	69	0

Punt Returns	Ret	FC	Yds	Avg	Long	TD
*Nussbaumer	12	-	98	8.2	21	0
Rohrig	8	-	98	12.3	18	0
Canadeo	6	-	76	12.7	22	0
Smith	2	-	12	6.0	8	0
Packers	28	-	284	10.1	22	0
Opponents	35	-	414	11.8	70	0

Kickoff Returns	No	Yds	Avg	Long	TD
Canadeo	6	163	27.2	38	0
*Nussbaumer	6	148	24.7	44	0
Rohrig	5	106	21.2	27	0
*Aberson	3	69	23.0	26	0
Fritsch	3	68	22.7	37	0
Craig	2	18	9.0	11	0
Luhn	2	28	14.0	17	0
McKay	2	41	20.5	22	0
*Schlinkman	2	43	21.5	23	0
Comp	1	29	29.0	29	0
Keuper	1	6	6.0	6	0
Smith	1	21	21.0	21	0
Packers	34	740	21.8	44	0
Opponents	28	683	24.4	51	0

Primary Starters

LE	C.Goodnight
LT	B.Ray
LG	*D.Wildung
C	C.Brock
RG	*M.Pregulman
RT	P.Lipscomb
RE	N.Luhn
	*D.Wells
QB	L.Craig
LHB	B.Smith (3)
	I.Comp (2)
	T.Canadeo (2)
	*C.Aberson (2)
RHB	H.Rohrig
	*B.Nussbaumer
FB	T.Fritsch

Passing	Att	Cmp	Yds	Cmp%	Yds/Att	TD	TD%	Int	Int%	LG	Sck	Yds	Rtg
Comp	94	27	333	28.7	3.54	1	1.1	8	8.5	35	-	-	9.9
*Aberson	41	14	184	34.1	4.49	0	0.0	5	12.2	30	-	-	9.7
Canadeo	27	7	189	25.9	7.00	1	3.7	3	11.1	51t	-	-	29.0
Rohrig	8	2	97	25.0	12.13	1	12.5	1	12.5	65	-	-	77.6
*Forte	7	3	28	42.9	4.00	1	14.3	1	14.3	15	-	-	54.5
*Nussbaumer	1	1	10	100.0	10.00	0	0.0	0	0.0	10	-	-	108.3
Packers	178	54	841	30.3	4.72	4	2.2	18	10.1	65	-	-	15.0
Opponents	214	94	1288	43.9	6.02	6	2.8	24	11.2	54	-	-	33.5

COMMUNITY

ADMIN. & COACHES

VETERANS

DRAFT & FREE AGENTS

2020 REVIEW

1946

LAMBEAU FIELD

MISC.

1947 6-5-1, .545, THIRD, WESTERN DIVISION

Head Coach: Earl "Curly" Lambeau		GB	Opp	Attend	Site
S 28	Chicago Bears (GB).....	W	29 20	25,461	CtS
O 5	Los Angeles Rams (Milw).....	W	17 14	31,613	SFP
O 12	Chicago Cardinals (GB).....	L	10 14	25,562	CtS
O 19	Washington Redskins (Milw).....	W	27 10	28,572	SFP
O 26	Detroit Lions (GB).....	W	34 17	25,179	CtS
N 2	Pittsburgh Steelers (Milw).....	L	17 18	30,073	SFP
N 9	@ Chicago Bears.....	L	17 20	46,112	WF
N 16	@ Chicago Cardinals.....	L	20 21	40,086	CoP
N 23	@ New York Giants.....	T	24 24	27,939	PG
N 30	@ Los Angeles Rams.....	W	30 10	31,040	LAC
D 7	@ Detroit Lions.....	W	35 14	14,055	BrS
D 14	@ Philadelphia Eagles.....	L	14 28	24,216	SP
			274 210	349,908	

Home: 4-2 (166,400) Away: 2-3-1 (183,508)

Scoring	TD	Ru	Pa	Rt	PAT	FG	S	PTS
Fritsch	6	6	0	0	2/2	6/13	0	56
Cuff	0	0	0	0	30/30	7/16	0	51
Luhn	7	0	7	0			0	42
Goodnight	6	0	6	0			0	36
B.Forte	3	0	2	1			0	18
Smith	2	1	1	0			1	14
Canadeo	2	2	0	0			0	12
*Cody	2	2	0	0			0	12
Schlinkman	2	2	0	0			0	12
Gillette	1	0	1	0			0	6
Jacobs	1	1	0	0			0	6
Neal	1	0	0	1			0	6
Wildung	0	0	0	0			1	2
McKay	0	0	0	0	1/1	0/0	0	1
Packers	33	14	17	2	33/33	13/29	2	274
Opponents	28	13	14	1	25/28	5/11	1	210

	GB	Opp	Rushing	No	Yds	Avg	Long	TD
Total First Downs	206	193	Canadeo	103	464	4.5	35	2
Rushing	105	96	Schlinkman	115	439	3.8	20	2
Passing	82	71	Smith	47	288	6.1	37	1
Penalty	19	26	*Cody	56	263	4.7	51	2
Total Net Yards	3769	3206	Fritsch	68	247	3.6	48	6
Avg. Per Game	314.1	267.2	Gillette	50	207	4.1	26	0
Total Plays	763	710	B.Forte	29	80	2.8	12	0
Avg. Per Play	4.9	4.5	Jacobs	18	64	3.6	15t	1
Net Yards Rushing	2149	1606	Comp	5	46	9.2	34	0
Avg. Per Game	179.1	133.8	Rohrig	7	22	3.1	6	0
Total Rushes	510	433	Keuper	6	14	2.3	8	0
Net Yards Passing	1620	1600	McKay	3	11	3.7	5	0
Avg. Per Game	135.0	133.3	Cuff	1	7	7.0	7	0
Gross Yards	1724	1790	Goodnight	1	-1	-1.0	-1	0
Att./Completions	253/112	277/122	*Wilson	1	-2	-2.0	-2	0
Completion Pct.	44.3	44.0	Packers	510	2149	4.2	51	14
Had Intercepted	19	30	Opponents	433	1606	3.7	41	13

Interceptions	No	Yds	Avg	Long	TD
B.Forte	9	140	15.6	68t	1
Comp	6	65	10.8	30	0
Rohrig	5	80	16.0	28	0
Jacobs	4	64	16.0	29	0
Keuper	2	41	20.5	26	0
Brock	2	14	7.0	7	0
Flowers	1	12	12.0	12	0
Fritsch	1	12	12.0	12	0
Packers	30	428	14.3	68t	1
Opponents	19	293	15.4	63t	1

Punting	No	Yds	Avg	TB	In	Lg	B
Jacobs	57	2481	43.5	-	-	74	1
McKay	8	350	43.8	-	-	54	0
Packers	65	2831	43.6	-	-	74	1
Opponents	65	2830	43.5	-	-	86	0

Western Div.	W	L	T	Pct	Pts	OP
Chi. Cardinals	9	3	0	.750	306	231
Chi. Bears	8	4	0	.667	363	241
Green Bay	6	5	1	.545	274	210
Los Angeles	6	6	0	.500	259	214
Detroit	3	9	0	.250	231	305

Punt Returns	Ret	FC	Yds	Avg	Long	TD
Rohrig	18	-	213	11.8	28	0
Gillette	11	-	168	15.3	26	0
Canadeo	10	-	111	11.1	24	0
*Cody	2	-	30	15.0	20	0
Comp	1	-	0	0.0	0	0
B.Forte	1	-	15	15.0	15	0
Jacobs	1	-	4	4.0	4	0
Smith	1	-	22	22.0	22	0
Packers	45	-	563	12.5	28	0
Opponents	44	-	483	11.0	35	0

By Quarter	Q1	Q2	Q3	Q4	OT	Pts
Packers	49	61	85	79	0	274
Opponents	37	57	58	58	0	210

Receiving	No	Yds	Avg	Long	TD
Luhn	42	696	16.6	44	7
Goodnight	38	593	15.6	69t	6
Gillette	12	224	18.7	50	1
B.Forte	7	80	11.4	22t	2
Smith	4	50	12.5	36t	1
*Wilson	3	34	11.3	15	0
Keuper	2	37	18.5	26	0
Schlinkman	2	-6	-3.0	-1	0
Craig	1	14	14.0	14	0
*Cody	1	2	2.0	2	0
Packers	112	1724	15.4	69t	17
Opponents	122	1790	14.7	66t	14

Kickoff Returns	No	Yds	Avg	Long	TD
Canadeo	15	312	20.8	35	0
*Cody	10	269	26.9	39	0
Fritsch	5	100	20.0	25	0
Gillette	3	66	22.0	29	0
Smith	3	61	20.3	23	0
B.Forte	2	28	14.0	23	0
Luhn	2	30	15.0	18	0
Goodnight	1	7	7.0	7	0
Lipscomb	1	1	1.0	1	0
Packers	42	874	20.8	39	0
Opponents	48	1034	21.5	40	0

Primary Starters

LE	C.Goodnight
LT	B.Ray
LG	D.Wildung
C	L.Gatewood
	C.Brock
RG	D.Tassos
	*R.Davis
RT	P.Lipscomb
RE	N.Luhn
QB	J.Jacobs
	L.Craig
LHB	B.Smith
	T.Canadeo
RHB	B.Forte
	H.Rohrig
FB	T.Fritsch

Passing	Att	Cmp	Yds	Cmp%	Yds/Att	TD%	Int	Int%	LG	Sck	Yds	Rtng
Jacobs	242	108	1615	44.6	6.67	16	6.6	17	7.0	69t	-	59.8
Canadeo	8	3	101	37.5	12.63	1	12.5	1	12.5	38	-	85.4
B.Forte	2	1	8	50.0	4.00	0	0.0	0	0.0	8	-	60.4
Comp	1	0	0	0.0	0.00	0	0.0	1100.0	0	0	-	0.0
Packers	253	112	1724	44.3	6.81	17	6.7	19	7.5	69t	104	58.5
Opponents	277	122	1790	44.0	6.46	14	5.1	30	10.8	66t	190	43.0

* - rookie

COMMUNITY

ADMIN. & COACHES

VETERANS

DRAFT & FREE AGENTS

2020 REVIEW

1947

LAMBEAU FIELD

MISC.

3-9-0, .250, FOURTH, WESTERN DIVISION 1948

Head Coach: Earl "Curly" Lambeau

	GB	Opp	Attend	Site
S 17 @ Boston Yanks.....	W	31 0	15,443	FP
S 26 Chicago Bears (GB).....	L	7 45	25,546	CIS
O 3 Detroit Lions (GB).....	W	33 21	24,206	CIS
O 10 Chicago Cardinals (Milw).....	L	7 17	34,369	SFP
O 17 Los Angeles Rams (GB).....	W	16 0	25,119	CIS
O 24 Washington Redskins (Milw).....	L	7 23	13,433	SFP
O 31 @ Detroit Lions.....	L	20 24	16,174	BrS
N 7 @ Pittsburgh Steelers.....	L	7 38	26,058	Wf
N 14 @ Chicago Bears.....	L	6 7	48,113	Wf
N 21 New York Giants (Milw).....	L	3 49	12,639	SFP
N 28 @ Los Angeles Rams.....	L	10 24	23,874	LAC
D 5 @ Chicago Cardinals.....	L	7 42	26,072	CoP
		154 290	291,046	

Home: 2-4 (135,312) Away: 1-5 (155,734)

	GB	Opp	Rushing	No	Yds	Avg	Long	TD
Total First Downs	172	222	Canadeo.....	123	589	4.8	49t	4
Rushing.....	89	132	Schlinkman.....	106	441	4.2	19	4
Pushing.....	58	74	Fritsch.....	37	173	4.7	30	0
Penalty.....	25	16	*Earhart.....	30	140	4.7	72t	1
Total Net Yards	2842	3698	*Provo.....	29	90	3.1	15	0
Avg. Per Game.....	236.8	308.2	*E.Smith.....	27	85	3.1	10	0
Total Plays.....	720	797	Jacobs.....	24	73	3.0	23	1
Avg. Per Play.....	3.9	4.6	Cody.....	26	58	2.2	10	0
Net Yards Rushing	1759	2153	Forte.....	12	30	2.5	9	0
Avg. Per Game.....	146.6	179.4	Roskie.....	5	28	5.6	9	1
Total Rushes.....	446	537	*Girard.....	13	26	2.0	7	0
Net Yards Passing	1071	1476	B.Smith.....	6	21	3.5	20	0
Avg. Per Game.....	89.3	123.0	Comp.....	3	3	1.0	2	0
Gross Yards.....	1364	1626	*Moss.....	5	2	0.4	3	0
Att./Completions.....	274/109	260/134	Packers	446	1759	3.9	72t	11
Completion Pct.....	39.8	51.5	Opponents	537	2153	4.0	72t	20
Had Intercepted.....	29	29						
Yards Gained/Laterals	12	69						
Punts/Average	78/40.3	70/43.3						
Penalties/Yards	104/941	91/771						
Fumbles/Ball Lost	30/19	23/15						
Touchdowns	20	39						
Rushing.....	11	21						
Passing.....	8	13						
Returns.....	1	5						

By Quarter Q1 Q2 Q3 Q4 OT Pts

Packers 40 44 20 50 0 154

Opponents 55 90 59 86 0 290

Primary Players by Position

E	T.Cook	QB	J.Jacobs
	L.Craig	HB	T.Canadeo
	C.Goodnight		I.Comp
	N.Luhn		*R.Earhart
	D.Wells		B.Forte
	G.Wilson		*J.Girard
T	P.Lipscomb		*F.Provo
	E.Neal		*E.Smith
	U.Odson	FB	E.Cody
	B.Ray		T.Fritsch
C	*L.Baxter		W.Schlinkman
	B.Flowers		
	*J.Rhodemyre		
G	E.Bell		
	R.Davis		
	*L.Olsonoski		
	D.Tassos		
	E.Vogds		
	D.Wildung		

Western Div.	W	L	T	Pct	Pts	OP
Chi. Cardinals	11	1	0	.917	395	226
Chi. Bears	10	2	0	.833	375	151
Los Angeles	6	5	1	.545	327	269
Green Bay	3	9	0	.250	154	290
Detroit	2	10	0	.167	200	407

Receiving	No	Yds	Avg	Long	TD
Goodnight.....	28	448	16.0	57	3
Luhn.....	17	285	16.8	40	2
*Earhart.....	17	194	11.4	64t	2
Cook.....	13	156	12.0	23	0
*E.Smith.....	12	121	10.1	49	0
Canadeo.....	9	81	9.0	32	0
Forte.....	6	63	10.5	19	1
*Provo.....	4	-9	-2.2	3	0
Wilson.....	2	23	11.5	14	0
*Girard.....	1	2	2.0	2	0
Packers	109	1364	12.5	64t	8
Opponents	134	1626	12.1	61t	13

* — rookie

Passing	Att	Cmp	Yds	Cmp%	Yds/Att	TD	TD%	Int	Int%	LG	Sck	Yds	RtnG
Jacobs.....	184	82	848	44.6	4.61	5	2.7	21	11.4	64t	-	27.9	
Comp.....	49	16	335	32.7	6.84	1	2.0	7	14.3	50t	-	25.0	
*Moss.....	17	4	20	23.5	1.18	0	0.0	0	0.0	10	-	39.6	
*Girard.....	14	4	117	28.6	8.36	1	7.1	1	7.1	40	-	56.0	
Canadeo.....	8	2	24	25.0	3.00	0	0.0	0	0.0	15	-	39.6	
*Provo.....	1	1	20	100.0	20.00	1	100.0	0	0.0	20	-	158.3	
B.Smith.....	1	0	0	0.0	0.00	0	0.0	0	0.0	0	-	39.6	
Packers	274	109	1364	39.8	4.98	8	2.9	29	10.6	64t	293	26.1	
Opponents	260	134	1626	51.5	6.25	13	5.0	29	11.2	61t	150	48.2	

Scoring	TD	Ru	Pa	Rt	PAT	FG	S	PTS
Fritsch.....	1	0	0	1	5/6	6/16	0	29
Canadeo.....	4	4	0	0	0	0	0	24
Schlinkman.....	4	4	0	0	0	0	0	24
*Earhart.....	3	1	2	0	0	0	0	18
Goodnight.....	3	0	3	0	0	0	0	18
Luhn.....	2	0	2	0	0	0	0	12
Cody.....	0	0	0	0	11/13	0/0	0	11
Forte.....	1	0	1	0	0	0	0	6
Jacobs.....	1	1	0	0	0	0	0	6
Roskie.....	1	1	0	0	0	0	0	6
Packers	20	11	8	1	16/19	6/16	0	154
Opponents	39	21	13	5	38/39	6/14	0	290

Interceptions	No	Yds	Avg	Long	TD
Cook.....	6	81	13.5	27	0
Comp.....	5	86	17.2	28	0
Forte.....	5	56	11.2	40	0
Flowers.....	4	21	5.3	19	0
Canadeo.....	3	26	8.7	25	0
Wilson.....	2	13	6.5	13	0
Fritsch.....	1	52	52.0	52	0
*Girard.....	1	34	34.0	34	0
*Rhodemyre.....	1	24	24.0	24	0
Roskie.....	1	12	12.0	12	0
Packers	29	405	14	52	0
Opponents	29	457	15.8	82t	3

Punting	No	Yds	Avg	TB	In	Lg	B
Jacobs.....	69	2782	40.3	-	-	78	1
*Girard.....	8	320	40.0	-	-	49	0
Canadeo.....	1	38	38.0	-	-	38	0
Packers	78	3140	40.3	-	-	78	1
Opponents	70	3029	43.3	-	-	88	0

Punt Returns	Ret	FC	Yds	Avg	Long	TD
*Provo.....	18	-	208	11.6	40	0
*Earhart.....	11	-	137	12.5	27	0
*E.Smith.....	8	-	71	8.9	27	0
Canadeo.....	4	-	55	13.8	20	0
Comp.....	3	-	35	11.7	16	0
Cook.....	2	-	18	9.0	14	0
Jacobs.....	1	-	3	3.0	3	0
Packers	47	-	527	11.2	40	0
Opponents	38	-	473	12.4	49t	1

Kickoff Returns	No	Yds	Avg	Long	TD
*E.Smith.....	12	287	23.9	36	0
*Provo.....	10	205	20.5	28	0
Canadeo.....	9	166	18.4	28	0
Schlinkman.....	4	89	22.3	34	0
Luhn.....	3	18	6.0	11	0
Cody.....	2	31	15.5	20	0
*Earhart.....	2	51	25.5	27	0
Forte.....	2	30	15.0	17	0
Fritsch.....	1	17	17.0	17	0
*Girard.....	1	20	20.0	20	0
Goodnight.....	1	12	12.0	12	0
Packers	47	926	19.7	36	0
Opponents	22	611	27.8	96t	1

COMMUNITY

ADMIN. & COACHES

VETERANS

DRAFT & FREE AGENTS

REVIEW

1948

LAMBEAU FIELD

MISC.

1949 2-10-0, .167, FIFTH, WESTERN DIVISION

Head Coach: Earl "Curly" Lambeau		GB	Opp	Attend	Site
S 25	Chicago Bears (GB)	L	0 17	25,571	CtS
O 2	Los Angeles Rams (GB)	L	7 48	24,308	CtS
O 7	@ New York Bulldogs	W	19 0	5,099	PG
O 16	Chicago Cardinals (Milw)	L	17 39	18,464	SFP
O 23	@ Los Angeles Rams	L	7 35	37,546	LAC
O 30	Detroit Lions (Milw)	W	16 14	10,855	SFP
N 6	@ Chicago Bears	L	3 24	47,218	WF
N 13	New York Giants (GB)	L	10 30	20,151	CtS
N 20	Pittsburgh Steelers (Milw)	L	7 30	5,483	SFP
N 27	@ Chicago Cardinals	L	21 41	16,787	CoP
D 4	@ Washington Redskins	L	0 30	23,200	GrS
D 11	@ Detroit Lions	L	7 21	12,576	BrS
			114 329	247,258	

Home: 1-5 (104,832) Away: 1-5 (142,426)

Scoring	TD	Ru	Pa	Rt	PAT	FG	S	PTS
Fritsch	1	1	0	0	11/13	5/20	0	32
Canadeo	4	4	0	0			0	24
Pritko	2	0	2	0			0	12
Cook	1	0	1	0			0	6
Earhart	1	0	0	1			0	6
Girard	1	1	0	0			0	6
*Heath	1	1	0	0			0	6
Johnson	1	0	1	0			0	6
*Kelley	1	0	1	0			0	6
Luhn	1	0	1	0			0	6
*Ethridge	0	0	0	0	1/1	1/2	0	4
Packers	14	7	5	2	12/14	6/22	0	114
Opponents	42	20	15	7	40/41	11/26	2	329

	GB	Opp	Rushing	No	Yds	Avg	Long	TD
Total First Downs	182	218	Canadeo	208	1052	5.1	54	4
Rushing	99	110	Fritsch	69	227	3.3	27	1
Passing	68	89	Girard	45	198	4.4	35	1
Penalty	15	19	Schlinkman	47	196	4.2	37	0
Total Net Yards	3119	3999	Forte	40	135	3.4	25	0
Avg. Per Game	259.9	333.3	*Summerhays	29	101	3.5	14	0
Total Plays	802	794	Earhart	20	54	2.7	14	0
Avg. Per Play	3.9	5.0	Cifers	23	52	2.3	19	0
Net Yards Rushing	2061	2077	*Heath	10	25	2.5	18	1
Avg. Per Game	171.8	173.1	Smith	9	15	1.7	-	0
Total Rushes	503	501	*Kirby	3	6	2.0	8	0
Net Yards Passing	1058	1879	Packers	503	2061	4.1	54	7
Avg. Per Game	88.2	156.6	Opponents	501	2077	4.1	80t	20
Gross Yards	1291	2123						
Att./Completions	299/91	293/139						
Completion Pct.	30.4	47.4						
Had Intercepted	29	20						
Yards Gained/Laterals	0	43						
Punts/Average	87/40.2	68/39.8						
Penalties/Yards	76/722	91/836						
Fumbles/Ball Lost	32/16	23/15						
Touchdowns	14	42						
Rushing	7	20						
Passing	5	15						
Returns	2	7						

Western Div.	W	L	T	Pct	Pts	OP
Los Angeles	8	2	2	.800	360	239
Chi. Bears	9	3	0	.750	332	218
Chi. Cardinals	6	5	1	.545	360	301
Detroit	4	8	0	.333	237	259
Green Bay	2	10	0	.167	114	329

Interceptions	No	Yds	Avg	Long	TD
Cook	5	52	10.4	30	0
Rhodemyre	4	12	3.0	9	0
Comp	3	24	8.0	14	0
Jacobs	2	26	13.0	26	0
Forte	2	17	8.5	17	0
Girard	1	41	41.0	41	0
Tassos	1	10	10.0	10	0
Harding	1	5	5.0	5	0
*Burris	1	0	0.0	0	0
Packers	20	187	9.4	41	0
Opponents	29	406	14.0	68	4

Punting	No	Yds	Avg	TB	In	Lg	B
Girard	69	2694	39.0	-	-	72	3
Jacobs	17	757	44.5	-	-	58	0
Cifers	1	49	49.0	-	-	49	0
Packers	87	3500	40.2	-	-	72	3
Opponents	68	2708	39.8	-	-	82	1

Punt Returns	Ret	FC	Yds	Avg	Long	TD
Earhart	14	-	161	11.5	57t	1
Girard	11	-	70	6.4	11	0
*Kirby	8	-	48	6.0	13	0
Smith	2	-	9	4.5	9	0
Forte	1	-	13	13.0	13	0
Jacobs	1	-	9	9.0	9	0
Packers	37	-	310	8.4	57t	1
Opponents	50	-	932	18.6	85	3

Kickoff Returns	No	Yds	Avg	Long	TD
*Kirby	14	315	22.5	34	0
Earhart	11	187	17.0	30	0
Forte	7	159	22.7	36	0
Canadeo	2	20	10.0	12	0
Girard	2	45	22.5	24	0
Smith	2	36	18.0	21	0
Cook	1	7	7.0	7	0
Fritsch	1	23	23.0	23	0
Schlinkman	1	23	23.0	23	0
Vogds	1	0	0.0	0	0
Packers	42	815	19.4	36	0
Opponents	29	583	20.1	48	0

Primary Players by Position

E	T.Cook	QB	*S.Heath
	L.Craig		J.Jacobs
	*B.Kelley	HB	T.Canadeo
	N.Luhn		B.Cifers
	*D.Orlich		R.Earhart
	S.Pritko		B.Forte
T	*J.Ethridge		J.Girard
	*L.Ferry	FB	T.Fritsch
	G.Johnson		W.Schlinkman
	P.Lipscomb		*B.Summerhays
	E.Neal		
	U.Odson		
G	E.Bell		
	*P.Burris		
	R.Eason		
	D.Tassos		
	E.Vogds		
	D.Wildung		
C	J.Rhodemyre		

Receiving	No	Yds	Avg	Long	TD
Cook	25	442	17.7	50	1
*Kelley	17	222	13.1	32	1
Luhn	15	169	11.3	30	1
Forte	7	85	12.1	28	0
Pritko	6	94	15.7	24t	2
Fritsch	6	81	13.5	35	0
Earhart	5	109	21.8	50	0
*Orlich	4	39	9.8	12	0
Canadeo	3	-2	-0.7	3	0
*Summerhays	1	34	34.0	34	0
Girard	1	13	13.0	13	0
Cifers	1	5	5.0	5	0
Packers	91	1291	14.2	50	5
Opponents	139	2123	15.3	64t	15

Passing	Att	Cmp	Yds	Cmp%	Yds/Att	TD	TD%	Int	Int%	LG	Sck	Yds	Rtng
Girard	175	62	881	35.4	5.03	4	2.3	12	6.9	50	-	-	31.6
*Heath	106	26	355	24.5	3.35	1	0.9	14	13.2	42	-	-	4.6
Jacobs	16	3	55	18.8	3.44	0	0.0	3	18.8	39	-	-	1.8
Forte	1	0	0	0.0	0.00	0	0.0	0	0.0	0	-	-	39.6
Fritsch	1	0	0	0.0	0.00	0	0.0	0	0.0	0	-	-	39.6
Packers	299	91	1291	30.4	4.32	5	1.7	29	9.7	50	233	11.4	
Opponents	292	138	2123	47.3	7.27	15	5.1	20	6.8	64t	244	60.3	

* - rookie

COMMUNITY

ADMIN. & COACHES

VETERANS

DRAFT & FREE AGENTS

2020 REVIEW

1949

LAMBEAU FIELD

MISC.

3-9-0, .250, FIFTH (TIE), NATIONAL CONFERENCE 1950

Head Coach: Gene Ronzani		GB	Opp	Attend	Site	
S 17	Detroit Lions (GB).....	L	7	45	22,096	CTS
S 24	Washington Redskins (Milw).....	W	35	21	14,109	SFP
O 1	Chicago Bears (GB).....	W	31	21	24,893	CTS
O 8	New York Yanks (GB).....	L	31	44	23,871	CTS
O 15	@ Chicago Bears.....	L	14	28	51,065	WF
O 19	@ New York Yanks.....	L	17	35	13,661	YS
N 5	@ Baltimore Colts.....	L	21	41	12,971	BMS
N 12	Los Angeles Rams (Milw).....	L	14	45	20,456	SFP
N 19	@ Detroit Lions.....	L	21	24	17,752	BRS
N 26	San Francisco 49ers (GB).....	W	25	21	13,196	CTS
D 3	@ Los Angeles Rams.....	L	14	51	39,323	LAC
D 10	@ San Francisco 49ers.....	L	14	30	20,797	KS
			244	406	274,190	

Home: 3-3 (118,621) **Away:** 0-6 (155,569)

Scoring	TD	R	Pa	Rt	PAT	FG	S	PTS
Grimes	8	5	1	2			0	48
Fritsch	0	0	0	30/33	3/17	0	0	39
Canadeo	4	4	0	0			0	24
Baldwin	3	0	3	0			0	18
*Cloud	3	3	0	0			0	18
Cook	3	0	3	0			0	18
*Coutre	3	1	2	0			0	18
*Reid	3	1	2	0			0	18
Pritko	2	0	2	0			0	12
Christman	1	1	0	0			0	6
Dreyer	1	0	0	1			0	6
Mann	1	0	1	0			0	6
Orlich	1	0	0	1			0	6
*Steiner	1	0	0	1			0	6
*Tonnemaker	0	0	0	0	1/1	0/0	0	1

Packers	34	15	14	5	31/34	3/17	0	244
Opponents	56	23	24	9	50/56	6/13	1	406

	GB	Opp
Total First Downs	174	220
Rushing.....	82	91
Passing.....	70	110
Penalty.....	22	19
Total Net Yards	3210	4473
Avg. Per Game.....	267.5	372.8
Total Plays.....	765	801
Avg. Per Play.....	4.2	5.6
Net Yards Rushing	1706	1885
Avg. Per Game.....	142.2	157.1
Total Rushes.....	398	422
Net Yards Passing	1504	2588
Avg. Per Game.....	125.3	215.7
Gross Yards.....	1831	2818
Att./Completions.....	367/140	379/185
Completion Pct.....	38.1	48.8
Had Intercepted.....	37	27
Punts/Average	74/38.1	72/40.2
Penalties/Yards	85/757	95/919
Fumbles/Ball Lost	35/20	34/15
Touchdowns	34	56
Rushing.....	15	23
Passing.....	14	24
Returns.....	5	9

Rushing	No	Yds	Avg	Long	TD
Grimes	84	480	5.7	73t	5
*Reid	87	394	4.5	57	1
*Coutre	41	283	6.9	53	1
Canadeo	93	247	2.7	15	4
*Rote	27	158	5.9	29	0
*Cloud	18	52	2.9	13	3
Girard	14	39	2.8	11	0
Christman	7	18	2.6	4	1
Boedeker	8	16	2.0	8	0
Fritsch	7	13	1.9	5	0
Forté	9	13	1.4	11	0
*Cannava	1	2	2.0	2	0
Dreyer	1	0	0.0	0	0
*O'Malley	1	-9	-9.0	-9	0
Packers	398	1706	4.3	73t	15
Opponents	422	1885	4.5	96t	23

Interceptions	No	Yds	Avg	Long	TD
*Steiner	7	190	27.1	94t	1
Dreyer	5	62	12.4	34	1
Baldwin	5	35	7.0	22	0
Wizbicki	2	38	19.0	34	0
Girard	1	6	6.0	6	0
Forté	1	5	5.0	5	0
*Tonnemaker	1	1	1.0	1	0
Orlich	1	0	0.0	0	0
Schuette	1	0	0.0	0	0
Spencer	1	0	0.0	0	0
Summerhays	1	0	0.0	0	0
Wimberly	1	0	0.0	0	0
Packers	27	337	12.5	94t	2
Opponents	37	575	15.5	56t	5

National Conf.	W	L	T	Pct	Pts	QP
Los Angeles	9	3	0	.750	466	309
Chi. Bears	9	3	0	.750	279	207
N.Y. Yanks	7	5	0	.583	366	367
Detroit	6	6	0	.500	321	285
Green Bay	3	9	0	.250	244	406
San Francisco	3	9	0	.250	213	300
Baltimore	1	11	0	.083	213	462

Punting	No	Yds	Avg	TB	In	Lg	B
Girard	71	2715	38.2	-	-	63	2
Forté	3	107	35.7	-	-	39	0
Packers	74	2822	38.1	-	-	63	2
Opponents	72	2891	40.2	-	-	65	1

By Quarter	Q1	Q2	Q3	Q4	OT	Pts
Packers	41	58	77	68	0	244
Opponents	53	123	127	103	0	406

Receiving	No	Yds	Avg	Long	TD
Baldwin	28	555	19.8	85t	3
Grimes	17	261	15.4	96t	1
*Coutre	17	206	12.1	77t	2
Pritko	17	125	7.4	14	2
Cook	16	182	11.4	21t	3
*Reid	11	120	10.9	44t	2
Canadeo	10	54	5.4	20	0
Mann	6	89	14.8	40	1
*Manley	5	66	13.2	18	0
Girard	4	89	22.3	55	0
*Cloud	3	19	6.3	13	0
Wimberly	2	18	9.0	10	0
Forté	2	9	4.5	10	0
*Cannava	1	28	28.0	28	0
Boedeker	1	10	10.0	10	0
Packers	140	1831	13.1	96t	14
Opponents	185	2818	15.2	74t	24

Punt Returns	Ret	FC	Yds	Avg	Long	TD
Grimes	29	-	555	19.1	85t	2
Boedeker	5	-	49	9.8	12	0
Canadeo	5	-	68	13.6	21	0
Dreyer	3	-	48	16.0	22	0
*Cannava	2	-	9	4.5	9	0
Packers	44	-	729	16.6	85t	2
Opponents	49	-	372	7.6	29	0

Kickoff Returns	No	Yds	Avg	Long	TD
Grimes	26	600	23.1	36	0
Canadeo	16	411	25.7	48	0
Burris	3	18	6.0	11	0
*DiPierro	3	42	14.0	26	0
Forté	3	73	24.3	34	0
Fritsch	2	34	17.0	19	0
Boedeker	1	20	20.0	20	0
*Cannava	1	10	10.0	10	0
Girard	1	25	25.0	25	0
Packers	56	1233	22.0	48	0
Opponents	41	845	20.6	50	0

Primary Players by Position

E	A.Baldwin	QB	P.Christman
	T.Cook		*T.Rote
	D.Orlich	HB	*R.Steiner
	S.Pritko		B.Boedeker
	A.Wimberly		T.Canadeo
T	E.Ecker		*L.Coutre
	*C.McGeary		W.Dreyer
	E.Neal		B.Forte
	J.Spencer		J.Girard
	*D.Stansauk		B.Grimes
	D.Wildung		*F.Reid
G	P.Burris	FB	A.Wizbicki
	*R.DiPierro		*J.Cloud
	C.Drulis		T.Fritsch
	*L.Manley		B.Summerhays
C	C.Schuette		
	*C.Tonnemaker		

Passing	Att	Cmp	Yds	Cmp%	Yds/Att	TD	TD%	Int	Int%	LG	Sck	Yds	Rtng
*Rote	224	83	1231	37.1	5.50	7	3.1	24	10.7	96t	-	-	26.7
Christman	126	51	545	40.5	4.33	7	5.6	7	5.6	44t	-	-	49.2
*O'Malley	15	4	31	26.7	2.07	0	0.0	6	40.0	20	-	-	0.0
Forté	2	2	24	100.0	12.00	0	0.0	0	0.0	14	-	-	116.7
Packers	367	140	1831	38.1	4.99	14	3.8	37	10.1	96t	327	27.8	
Opponents	379	185	2818	48.8	7.44	24	6.3	27	7.1	74t	230	65.2	

* - rookie

COMMUNITY
 ADMIN. & COACHES
 VETERANS
 DRAFT & FREE AGENTS
 REVIEW
 2020
 LAMBEAU FIELD
 MISC.

1951 3-9-0, .250, FIFTH, NATIONAL CONFERENCE

Head Coach: Gene Ronzani		GB	Opp	Attend	Site	
S 30	Chicago Bears (GB).....	L	20	31	24,666	CtS
O 7	Pittsburgh Steelers (Milw).....	W	35	33	8,324	SFP
O 14	Philadelphia Eagles (GB).....	W	37	24	18,489	CtS
O 21	Los Angeles Rams (Milw).....	L	0	28	21,393	SFP
N 4	@ New York Yanks.....	W	29	27	7,351	YS
N 4	Detroit Lions (GB).....	L	17	24	18,800	CtS
N 11	@ Pittsburgh Steelers.....	L	7	28	20,080	FoF
N 18	@ Chicago Bears.....	L	13	24	36,771	WF
N 22	@ Detroit Lions.....	L	35	52	32,247	BrS
D 2	New York Yanks (GB).....	L	28	31	14,297	CtS
D 9	@ San Francisco 49ers.....	L	19	31	15,121	KS
D 16	@ Los Angeles Rams.....	L	14	42	23,698	LAC
			254	375	241,237	

Home: 2-4 (105,969) Away: 1-5 (135,268)

	GB	Opp	Rushing	No	Yds	Avg	Long	TD
Total First Downs	218	236	Rote	76	523	6.9	55t	3
Rushing.....	75	127	*Cone	56	190	3.4	16	1
Passing.....	115	95	Canadeo	54	131	2.4	15	1
Penalty.....	28	14	Grimes	44	123	2.8	18t	1
Total Net Yards	3753	4470	Reid	23	73	3.2	33	0
Avg. Per Game.....	312.8	372.5	Cloud	29	61	2.1	19	1
Total Plays.....	791	809	*Pelfrey	3	44	14.7	24	0
Avg. Per Play.....	4.7	5.5	Moselle	12	23	1.9	7	1
Net Yards Rushing	1196	2152	Girard	4	20	5.0	32	0
Avg. Per Game.....	99.7	179.3	Mann	2	9	4.5	9	0
Total Rushes.....	313	496	Collins	5	4	0.8	1	0
Net Yards Passing	2557	2318	Thomason	5	-5	-1.0	10	0
Avg. Per Game.....	213.1	193.2	Packers	313	1196	3.8	55t	8
Gross Yards.....	2846	2535	Opponents	496	2152	4.3	85t	22
Att./Completions.....	478/231	313/157						
Completion Pct.....	48.3	50.2						
Had Intercepted.....	29	22						
Punts/Average61/41.0	62/37.6						
Penalties/Yards	90/790	99/924						
Fumbles/Ball Lost	23/15	23/13						
Touchdowns	35	50						
Rushing.....	8	22						
Passing.....	26	25						
Returns.....	1	3						

By Quarter	Q1	Q2	Q3	Q4	OT	Pts
Packers	62	56	44	92	0	254
Opponents	68	96	86	125	0	375

National Conf.	W	L	T	Pct	Pts	OP
Los Angeles	8	4	0	.667	392	261
Detroit	7	4	1	.636	336	259
San Francisco	7	4	1	.636	255	205
Chi. Bears	7	5	0	.583	286	282
Green Bay	3	9	0	.250	254	375
N.Y. Yanks	1	9	2	.100	241	382

Receiving	No	Yds	Avg	Long	TD
Mann.....	50	696	13.9	52	8
*Pelfrey.....	38	462	12.2	49t	5
*Elliott.....	35	317	9.1	33t	5
*Cone.....	28	315	11.3	49	0
Canadeo.....	22	226	10.3	46	2
Grimes.....	15	170	11.3	38t	1
Moselle.....	14	233	16.6	85	2
Girard.....	10	220	22.0	75t	2
Reid.....	9	115	12.8	29	0
Cloud.....	3	16	5.3	6t	1
Davis.....	1	15	15.0	15	0
*Moje.....	1	11	11.0	11	0
Wimberly.....	1	10	10.0	10	0
*Loomis.....	1	9	9.0	9	0
Orlich.....	1	9	9.0	9	0
Jansante.....	1	6	6.0	6	0
Collins.....	1	5	5.0	5	0
Rote.....	0	11	-	-	0
Packers	231	2846	12.3	85	26
Opponents	157	2535	16.1	81t	25

Scoring	TD	Ru	Pa	Rt	PAT	FG	S	PTS
*Cone	1	1	0	0	29/35	5/7	0	50
Mann	8	0	8	0	0	0	0	48
*Elliott	5	0	5	0	0	0	0	30
*Pelfrey	5	0	5	0	0	0	0	30
Canadeo	3	1	2	0	0	0	0	18
Moselle	3	1	2	0	0	0	0	18
Rote	3	3	0	0	0	0	0	18
Cloud	2	1	1	0	0	0	0	12
Girard	2	0	2	0	0	0	0	12
Grimes	2	1	1	0	0	0	0	12
Summerhays	1	0	0	1	0	0	0	6
*Michaels	0	0	0	0	0/0	0/0	0	0
Packers	35	8	26	1	29/35	5/8	0	254
Opponents	50	22	25	3	49/50	8/17	1	375

Interceptions	No	Yds	Avg	Long	TD
Girard	5	25	5.0	15	0
*Loomis	4	103	25.8	66	0
Davis	4	37	9.3	25	0
Steiner	3	4	1.3	3	0
Summerhays	2	112	56.0	88t	1
Collins	2	0	0.0	-	0
*Ruetz	1	11	11.0	11	0
Moselle	1	0	0.0	0	0
Packers	22	292	13.3	88t	1
Opponents	29	387	13.3	40	1

Punting	No	Yds	Avg	TB	In	Lg	B
Girard	52	2101	40.4	-	-	66	0
*Pelfrey	5	220	44.0	-	-	46	0
Collins	2	81	40.5	-	-	49	0
*Cone	1	47	47.0	-	-	47	0
Rote	1	55	55.0	-	-	55	0
Packers	61	2504	41.0	-	-	66	0
Opponents	62	2333	37.6	-	-	72	0

Punt Returns	Ret	FC	Yds	Avg	Long	TD
Grimes	16	-	100	6.3	26	0
Moselle	9	-	80	8.9	17	0
Davis	2	-	21	10.5	17	0
Girard	1	-	9	9.0	9	0
Nussbaumer	1	-	3	3.0	3	0
Packers	29	-	213	7.3	26	0
Opponents	38	-	564	14.8	89t	2

Kickoff Returns	No	Yds	Avg	Long	TD
Grimes	23	582	25.3	47	0
Moselle	20	547	27.4	44	0
*Michaels	5	86	17.2	26	0
Canadeo	4	101	25.3	48	0
*Martinkovic	2	34	17.0	31	0
Wimberly	2	4	2.0	3	0
Collins	1	40	40.0	40	0
*Cone	1	20	20.0	20	0
*Elliott	1	14	14.0	14	0
Summerhays	1	21	21.0	21	0
Packers	60	1449	24.2	48	0
Opponents	40	741	18.5	41	0

* - rookie

Passing	Att	Cmp	Yds	Cmp%	Yds/Att	TD	Int	Int%	LG	Sck	Yds	Rtg
Rote	256	106	1540	41.4	6.02	15	5.9	20	7.8	85	-	48.6
Thomason	221	125	1306	56.6	5.91	11	5.0	9	4.1	75t	-	73.5
Reid	1	0	0	0.0	0.0	0	0.0	0	0.0	0	-	39.6
Packers	478	231	2846	48.3	5.95	26	5.4	29	6.1	85	289	60.0
Opponents	313	157	2535	50.2	8.10	25	8.0	22	7.0	81t	217	75.0

Primary Players by Position

E	*C.Elliott	QB	B.Thomson
	B.Mann		T.Canado
	*J.Martinkovic	HB	T.Canado
	D.Orlich		A.Collins
	*R.Pelfrey		H.Davis
	A.Wimberly		J.Girard
T	E.Ecker		B.Grimes
	*H.Ruetz		*A.Loomis
	J.Spencer		D.Moselle
	D.Wildung		F.Reid
G	*D.Afflis		R.Steiner
	P.Burris	FB	*F.Cone
	L.Manley		B.Summerhays
	*W.Michaels		
	H.Nichols		
	C.Schroll		
	D.Stephenson		
C	J.Rhodemyre		
	C.Schuette		

COMMUNITY
 ADMIN. & COACHES
 VETERANS
 DRAFT & FREE AGENTS
 2020 REVIEW
 1951
 LAMBEAU FIELD
 MISC.

6-6-0, .500, FOURTH, NATIONAL CONFERENCE 1952

Head Coach: Gene Ronzani		GB	Opp	Attend	Site	
S 28	Chicago Bears (GB).....	L	14	24	24,656	Cts
O 5	Washington Redskins (Milw).....	W	35	20	9,657	MqS
O 12	Los Angeles Rams (Milw).....	L	28	30	21,693	MqS
O 18	@ Dallas Texans.....	W	24	14	14,000	CB
O 26	Detroit Lions (GB).....	L	17	52	24,656	Cts
N 2	Philadelphia Eagles (Milw).....	W	12	10	10,149	MqS
N 9	@ Chicago Bears.....	W	41	28	41,751	WF
N 16	@ New York Giants.....	W	17	3	26,723	PG
N 23	Dallas Texans (GB).....	W	42	14	16,340	Cts
N 27	@ Detroit Lions.....	L	24	48	39,101	BrS
D 7	@ Los Angeles Rams.....	L	27	45	49,822	LAC
D 14	@ San Francisco 49ers.....	L	14	24	17,579	KS
			295	312	296,127	

Home: 3-3 (107,151) Away: 3-3 (188,976)

Scoring	TD	Ru	Pa	Rt	PAT	FG	S	PTS
*Howton	13	0	13	0				0 78
Cone	3	2	1	0	32/34	1/1	0	53
Mann	6	0	6	0				0 36
*Reichardt	1	1	0	0	5/5	5/20	0	26
Reid	4	2	2	0				0 24
Canadeo	3	2	1	0				0 18
Rote	3	2	1	0				0 18
Martinkovic	2	0	0	2				0 12
Elliott	1	0	1	0				0 6
*Floyd	1	1	0	0				0 6
Keane	1	0	1	0				0 6
Loomis	1	0	0	1				0 6
*Parilli	1	1	0	0				0 6
Packers	40	11	26	3	37/39	6/21	0	295
Opponents	40	15	17	8	39/40	11/20	0	312

	GB	Opp	Rushing	No	Yds	Avg	Long	TD
Total First Downs	197	202	Rote	58	313	5.4	30	2
Rushing.....	84	87	Cone	70	276	3.9	30t	2
Passing.....	95	97	*Floyd.....	61	236	3.9	17	1
Penalty.....	18	18	Canadeo.....	65	191	2.9	35	2
Total Net Yards	3859	3269	Reid.....	58	156	2.7	14	2
Avg. Per Game.....	321.6	272.4	*Reichardt.....	39	121	3.1	14	1
Total Plays.....	742	755	*Parilli.....	32	106	3.3	19	1
Avg. Per Play.....	5.2	4.3	Grimes.....	17	59	3.5	31	0
Net Yards Rushing	1485	1507	*Robinson.....	3	4	1.3	4	0
Avg. Per Game.....	123.8	125.6	Pearson.....	2	2	1.0	2	0
Total Rushes.....	405	415	Self.....	0	21	-	21	0
Net Yards Passing	2374	1762	Packers	405	1485	3.7	35	11
Avg. Per Game.....	197.8	146.8	Opponents	415	1507	3.6	74	15
Gross Yards.....	2688	2205						
Att./Completions.....	337/161	340/162						
Completion Pct.....	47.8	47.6						
Had Intercepted.....	25	22						
Punts/Average	65/40.7	72/39.0						
Penalties/Yards	83/739	96/752						
Fumbles/Ball Lost	40/31	28/19						
Touchdowns	40	40						
Rushing.....	11	15						
Passing.....	26	17						
Returns.....	3	8						

National Conf.	W	L	T	Pct	Pts	OP
Detroit	9	3	0	.750	344	192
Los Angeles	9	3	0	.750	349	234
San Francisco	7	5	0	.583	285	221
Green Bay	6	6	0	.500	295	312
Chi. Bears	5	7	0	.417	245	326
Dallas Texans	1	11	0	.083	182	427

Interceptions	No	Yds	Avg	Long	TD
Loomis	4	115	28.8	45t	1
Forté	4	50	12.5	25	0
*Dillon	4	35	8.8	17	0
Moselle	3	2	0.7	2	0
Sandifer	2	25	12.5	19	0
M.Johnson	2	22	11.0	22	0
Wimberly	1	5	5.0	5	0
Self	1	0	0.0	0	0
*Teteak	1	0	0.0	0	0
Packers	22	254	11.5	45t	1
Opponents	25	339	13.6	80t	3

Punting	No	Yds	Avg	TB	In	Lg	B
*Parilli	65	2645	40.7	-	-	63	0
Packers	65	2645	40.7	-	-	63	0
Opponents	72	2808	39.0	-	-	68	2

Punt Returns	Ret	FC	Yds	Avg	Long	TD
Grimes	18	-	179	9.9	72	0
Loomis	8	-	83	10.4	31	0
Moselle	7	-	77	11.0	24	0
*Dillon	2	-	22	11.0	13	0
Sandifer	2	-	5	2.5	5	0
Canadeo	1	-	4	4.0	4	0
Packers	38	-	370	9.7	72	0
Opponents	36	-	281	7.8	65t	1

Kickoff Returns	No	Yds	Avg	Long	TD
Grimes	18	422	23.4	34	0
Loomis	10	207	20.7	34	0
*Floyd	5	75	15.0	26	0
Moselle	5	83	16.6	26	0
Self	3	85	28.3	33	0
Canadeo	2	62	31.0	40	0
Cone	2	23	11.5	13	0
*Robinson	2	49	24.5	26	0
*Dees	1	20	20.0	20	0
Martinkovic	1	0	0.0	0	0
Pelfrey	1	26	26.0	26	0
*Reichardt	1	19	19.0	19	0
*Schmidt	1	14	14.0	14	0
Packers	52	1085	20.9	40	0
Opponents	51	1312	25.7	89t	2

Receiving	No	Yds	Avg	Long	TD
*Howton	53	1231	23.2	90t	13
Mann	30	517	17.2	42	6
Keane	18	191	10.6	29t	1
Reid	12	250	20.8	81t	2
Elliott	12	114	9.5	15	1
*Floyd	11	129	11.7	44	0
Canadeo	9	86	9.6	21t	1
Cone	8	98	12.3	37t	1
*Reichardt	5	18	3.6	12	0
Rote	1	28	28.0	28	1
Pearson	1	16	16.0	16	0
Pelfrey	1	10	10.0	10	0
Packers	161	2688	16.7	90t	26
Opponents	162	2205	13.6	78t	17

* - rookie

Passing	Att	Cmp	Yds	Cmp%	Yds/Att	TD	TD%	Int	Int%	LG	Sck	Yds	Rtng
*Parilli	177	77	1416	43.5	8.00	13	7.3	17	9.6	90t	-	-	56.6
Rote	157	82	1268	52.2	8.08	13	8.3	8	5.1	81t	-	-	85.6
Forté	2	2	4	100.0	2.00	0	0.0	0	0.0	5	-	-	79.2
Canadeo	1	0	0	0.0	0.00	0	0.0	0	0.0	0	-	-	39.6
Packers	337	161	2688	47.8	7.98	26	7.7	25	7.4	90t	314	314	69.9
Opponents	340	162	2205	47.6	6.49	17	5.0	22	6.5	78t	443	443	58.5

Primary Players by Position

E	C.Elliott	DE	*H.Faverty
	*B.Howton		J.Martinkovic
	J.Keane	DT	*D.Hammer
	B.Mann		*T.Johnson
	A.Wimberly		*D.Logan
T	*B.Dees		W.Serini
	*S.Dowden	LB	B.Forté
G	D.Afflis		*D.Teteak
	R.Bray	DB	*B.Dillon
	*S.Ruzich		A.Loomis
	D.Stephenson		D.Sandifer
C	J.Rhodemyre		
	*G.Schmidt		
QB	*B.Parilli		
	T.Rote		
HB	T.Canadeo		
	B.Grimes		
	D.Moselle		
	F.Reid		
	C.Self		
FB	F.Cone		
	*B.Floyd		
	*B.Reichardt		

1953 2-9-1, .182, SIXTH, WESTERN CONFERENCE

Head Coach:	Gene Ronzani #	GB	Opp	Attend	Site	
S 27	Cleveland Browns (Milw)	L	0	27	22,604	CoS
O 4	Chicago Bears (GB)	L	13	17	24,835	CtS
O 11	Los Angeles Rams (Milw)	L	20	38	23,353	CoS
O 18	Baltimore Colts (GB)	W	37	14	18,713	CtS
O 24	@ Pittsburgh Steelers	L	14	31	22,918	FoF
O 31	@ Baltimore Colts	W	35	24	33,797	BMS
N 8	@ Chicago Bears	T	21	21	39,889	WF
N 15	Detroit Lions (GB)	L	7	14	20,834	CtS
N 22	San Francisco 49ers (Milw)	L	7	37	16,378	CoS
N 26	@ Detroit Lions	L	15	34	52,607	BrS
D 6	@ San Francisco 49ers	L	14	48	31,337	KS
D 12	@ Los Angeles Rams	L	17	33	23,069	LAC
			200	338	330,334	

Home: 1-5 (126,717) Away: 1-4-1 (203,617)

#— Ray "Scooter" McLean and Hugh Devore served as co-head coaches for last two games of season

Scoring	TD	Ru	Pa	Rt	PAT	FG	S	PTS
Cone	6	5	1	0	23/25	5/16	0	74
Howton	4	0	4	0	0	0	0	24
Parilli	4	4	0	0	0	0	0	24
Reid	3	3	0	0	0	0	0	18
Mann	2	0	2	0	0	0	0	12
*Barton	1	0	1	0	0	0	0	6
Boone	1	0	1	0	0	0	0	6
*Carmichael	1	0	0	0	0	0	0	6
*Dawson	1	0	0	1	0	0	0	6
Dillon	1	0	0	1	0	0	0	6
Elliott	1	0	0	1	0	0	0	6
Papit	1	1	0	0	0	0	0	6
*Walker	1	0	0	1	0	0	0	6
Packers	27	14	9	4	23/25	5/16	0	200
Opponents	44	25	15	4	41/44	11/22	0	338

	GB	Opp
Total First Downs	189	199
Rushing	93	95
Passing	79	91
Penalty	17	13
Total Net Yards	3220	3851
Avg. Per Game	268.3	320.9
Total Plays	776	719
Avg. Per Play	4.1	5.4
Net Yards Rushing	1665	1746
Avg. Per Game	138.8	145.5
Total Rushes	424	407
Net Yards Passing	1555	2105
Avg. Per Game	129.6	175.4
Gross Yards	1833	2341
Att./Completions	352/147	312/144
Completion Pct.	41.8	46.2
Had Intercepted	34	28
Punts/Average	80/37.6	66/41.7
Penalties/Yards	67/624	84/617
Fumbles/Balls Lost	29/14	28/19
Touchdowns	27	44
Rushing	14	25
Passing	9	15
Returns	4	4

By Quarter	Q1	Q2	Q3	Q4	OT	Pts
Packers	52	62	31	55	0	200
Opponents	98	76	92	72	0	338

Primary Players by Position

E	C.Elliott	DE	G.Hays
	B.Howton		J.Martinkovic
	B.Mann	DT	*B.Forester
	*C.Rush		D.Hanner
T	G.Cifelli		D.Logan
	D.Wildung	LB	B.Forte
	*R.Zatkoff		D.Teteak
G	D.Afflis		C.Tonnemaker
	B.Brown	DB	A.Loomis
	S.Ruzich		*V.Walker
	D.Stephenson		
	L.Szafaryn		
C	*J.Ringo		
QB	B.Parilli		
	T.Rote		
HB	B.Bailey		
	J.Boone		
	*A.Carmichael		
	L.Coutre		
	*G.Dawson		
	F.Reid		
FB	F.Cone		
	*H.Ferguson		

	Rushing	No	Yds	Avg	Long	TD
Reid	95	492	5.2	43	3	
Cone	92	301	3.3	41t	5	
*Carmichael	49	199	4.1	41t	1	
Rote	33	180	5.5	21	0	
Parilli	42	171	4.1	19	4	
*Ferguson	52	134	2.6	12	0	
Papit	6	44	7.3	21	1	
*Barton	7	40	5.7	14	0	
Coutre	22	39	1.8	8	0	
Bailey	13	29	2.2	13	0	
Boone	7	24	3.4	24	0	
*Dawson	5	18	3.6	18	0	
*Rush	1	-6	-6.0	-6	0	
Packers	424	1665	3.9	43	14	
Opponents	407	1746	4.3	58	25	

Western Conf.	W	L	T	Pct	Pts	OP
Detroit	10	2	0	.833	271	205
San Francisco	9	3	0	.750	372	237
Los Angeles	8	3	1	.727	366	236
Chi. Bears	3	8	1	.273	218	262
Baltimore	3	9	0	.250	182	350
Green Bay	2	9	1	.182	200	338

	Receiving	No	Yds	Avg	Long	TD
Howton	25	463	18.5	80t	4	
Mann	23	327	14.2	45	2	
Cone	18	165	9.2	30	1	
*Ferguson	15	86	5.7	23	0	
*Rush	14	190	13.6	24	0	
Elliott	13	150	11.5	19	0	
*Carmichael	12	131	10.9	52	0	
Reid	10	100	10.0	26	0	
Bailey	8	119	14.9	50	0	
Boone	6	55	9.2	18	1	
*Barton	2	51	25.5	42t	1	
Coutre	1	-4	-4.0	-4	0	
Packers	147	1833	12.5	80t	9	
Opponents	144	2341	16.3	97t	15	

* — rookie

	Passing	Att	Cmp	Yds	Cmp%	Yds/Att	TD%	Int	Int%	LG	Sck	Yds	Rtg
Rote	185	72	1005	38.9	5.43	5	2.7	15	8.1	80t	-	-	32.4
Parilli	166	74	830	44.6	5.00	4	2.4	19	11.4	45	-	-	28.5
Boone	1	1	-2	100.0	-2.00	0	0.0	0	0.0	-2	-	-	79.2
Packers	352	147	1833	41.8	5.21	9	2.6	34	9.7	80t	278	27.5	
Opponents	312	144	2341	46.2	7.50	15	4.8	28	9.0	97t	236	50.4	

Interceptions	No	Yds	Avg	Long	TD
Dillon	9	112	12.4	49t	1
Aldridge	5	85	17.0	34	0
*Walker	4	74	18.5	54t	1
Johnson	4	39	9.8	36	0
Loomis	4	39	9.8	27	0
Hanner	1	2	2.0	2	0
*Forester	1	0	0.0	0	0
Packers	28	351	12.5	54t	2
Opponents	34	407	12.0	67t	2

Punting	No	Yds	Avg	TB	In	Lg	B
*Rush	60	2263	37.7	-	-	60	0
Parilli	19	685	36.1	-	-	58	0
Rote	1	57	57.0	-	-	57	0
Packers	80	3005	37.6	-	-	60	0
Opponents	66	2750	41.7	-	-	60	1

Punt Returns	Ret	FC	Yds	Avg	Long	TD
*Carmichael	20	-	199	10.0	52	0
*Dawson	7	-	72	10.3	60t	1
Boone	5	-	24	4.8	9	0
Sandifer	3	-	35	11.7	23	0
*Barton	2	-	13	6.5	9	0
Aldridge	1	-	0	0.0	0	0
Coutre	1	-	5	5.0	5	0
Packers	39	-	348	8.9	60t	1
Opponents	41	-	232	5.7	71t	1

Kickoff Returns	No	Yds	Avg	Long	TD
*Carmichael	26	641	24.7	43	0
*Ferguson	7	123	17.6	30	0
*Dawson	4	102	25.5	33	0
Reid	4	82	20.5	23	0
Boone	3	52	17.3	27	0
Coutre	2	34	17.0	21	0
Martinkovic	2	12	6.0	8	0
Papit	2	38	19.0	21	0
Teteak	2	62	31.0	47	0
*Barton	1	14	14.0	14	0
*Forester	1	12	12.0	12	0
Loomis	1	19	19.0	19	0
Wildung	1	6	6.0	6	0
Packers	56	1197	21.4	47	0
Opponents	40	851	21.3	47	0

4-8-0, .333, FIFTH, WESTERN CONFERENCE 1954

Head Coach: Lisle Blackburn		GB	Opp	Attend	Site
S 26	Pittsburgh Steelers (GB)L	20 21	20,675	CTS
O 3	Chicago Bears (GB)L	3 10	24,414	CTS
O 10	San Francisco 49ers (Milw)L	17 23	15,571	CoS
O 17	Los Angeles Rams (Milw)W	35 17	17,455	CoS
O 24	@ Baltimore ColtsW	7 6	28,680	BMS
O 30	@ Philadelphia EaglesW	37 14	25,378	CoMS
N 7	@ Chicago BearsL	23 28	47,038	WF
N 13	Baltimore Colts (Milw)W	24 13	19,786	CoS
N 21	Detroit Lions (GB)L	17 21	20,767	CTS
N 25	@ Detroit LionsL	24 28	55,532	BMS
D 5	@ San Francisco 49ersL	0 35	32,012	KS
D 12	@ Los Angeles RamsL	27 35	38,839	LAC
			234 251	346,147	

Home: 2-4 (118,668) Away: 2-4 (227,479)

	GB	Opp	Rushing	No	Yds	Avg	Long	TD
Total First Downs	207	228	Reid	99	507	5.1	69t	5
Rushing	79	101	"Switzer	67	301	4.5	30	8
Passing	112	119	Ferguson	83	276	3.3	25	0
Penalty	16	8	Carmichael	33	130	3.9	23	0
Total Net Yards	3487	4350	"Switzer	15	59	3.9	33	0
Avg. Per Game	290.6	362.5	*Johnson	7	31	4.4	10	0
Total Plays	733	777	Cone	15	18	1.2	11	0
Avg. Per Play	4.8	5.6	*McGee	1	9	9.0	9	0
Net Yards Rushing	1328	1871	*Garrett	1	-3	-3.0	-3	0
Avg. Per Game	110.7	155.9	Packers	321	1328	4.1	69t	13
Total Rushes	321	403	Opponents	403	1871	4.6	44	13
Net Yards Passing	2159	2479						
Avg. Per Game	179.9	206.6						
Gross Yards	2454	2690						
Att./Completions	412/195	374/208						
Completion Pct.	47.3	55.6						
Had Intercepted	19	19						
Punts/Average	72/41.7	64/40.1						
Penalties/Yards	57/522	72/666						
Fumbles/Ball Lost	21/12	22/14						
Touchdowns	30	33						
Rushing	13	13						
Passing	14	17						
Returns	3	3						

By Quarter	Q1	Q2	Q3	Q4	OT	Pts
Packers	38	70	77	49	0	234
Opponents	72	73	34	72	0	251

Primary Players by Position

E	C.Elliott	DE	J.Martinkovic
	B.Howton	DT	B.Forester
	*G.Knafelc		D.Hanner
	*G.Knutson		J.Helluin
	*M.McGee	LB	C.Tonnemaker
T	*A.Hunter	DB	B.Dillon
	R.Zatkoff		C.Self
G	D.Afflis		V.Walker
	*A.Barry		*G.White
	B.Brown		
	S.Ruzich		
	D.Stephenson		
	L.Szafaryn		
C	J.Ringo		
QB	*B.Garrett		
	T.Rote		
HB	A.Carmichael		
	*J.Johnson		
	J.Psaltis		
	F.Reid		
	*V.Switzer		
FB	F.Cone		
	H.Ferguson		

Western Conf.	W	L	T	Pct	Pts	QP
Detroit	9	2	1	.818	337	189
Chi. Bears	8	4	0	.667	301	279
San Francisco	7	4	1	.636	313	251
Los Angeles	6	5	1	.545	314	285
Green Bay	4	8	0	.333	234	251
Baltimore	3	9	0	.250	131	279

Receiving	No	Yds	Avg	Long	TD
Howton	52	768	14.8	59	2
Ferguson	41	398	9.7	49	0
*McGee	36	614	17.1	82t	9
Carmichael	18	251	13.9	45	0
*Switzer	17	166	9.8	28	2
Reid	14	129	9.2	25	0
*Johnson	10	72	7.2	17	1
Cone	4	19	4.8	13	0
*Knafelc	3	37	12.3	15	0
Packers	195	2454	12.6	82t	14
Opponents	208	2690	12.9	71t	17

* - rookie

Passing	Att	Cmp	Yds	Cmp%	Yds/Att	TD	TD%	Int	Int%	LG	Sck	Yds	Rtng
Rote	382	180	2311	47.1	6.05	14	3.7	18	4.7	82t	-	-	59.1
*Garrett	30	15	143	50.0	4.77	0	0.0	1	3.3	16	-	-	49.7
Packers	412	195	2454	47.3	5.96	14	3.4	19	4.6	82t	295	58.5	
Opponents	374	208	2690	55.6	7.19	17	4.5	19	5.1	71t	211	72.4	

Scoring	TDR	Pa	Rt	PAT	FG	S	PTS
Cone	0	0	0	27/29	9/16	0	54
*McGee	9	0	9	0	0	0	54
Rote	8	8	0	0	0	0	48
Reid	5	5	0	0	0	0	30
*Switzer	4	0	2	2	0	0	24
Howton	2	0	2	0	0	0	12
Dillon	1	0	0	1	0	0	6
*Johnson	1	0	1	0	0	0	6
Packers	30	13	14	3	27/29	9/16	234
Opponents	33	13	17	3	32/33	7/14	251

Interceptions	No	Yds	Avg	Long	TD
Dillon	7	111	15.9	59t	1
Walker	4	83	20.8	44	0
Self	2	23	11.5	23	0
Teteak	1	23	23.0	23	0
Forester	1	21	21.0	21	0
*White	1	20	20.0	20	0
Afflis	1	3	3.0	3	0
Tonnemaker	1	1	1.0	1	0
Zatkoff	1	0	0.0	0	0
Packers	19	285	15.0	59t	1
Opponents	19	380	20.0	57	1

Punting	No	Yds	Avg	TB	In	Lg	B
*McGee	72	2999	41.7	-	-	63	0
Packers	72	2999	41.7	-	-	63	0
Opponents	64	2568	40.1	-	-	72	0

Punt Returns	Ret	FC	Yds	Avg	Long	TD
*Switzer	24	-	306	12.8	93t	1
Carmichael	9	-	43	4.3	14	0
*Johnson	5	-	38	7.6	9	0
Dillon	1	-	7	7.0	7	0
Psaltis	1	-	0	0.0	0	0
Packers	40	-	394	9.9	93t	1
Opponents	43	-	290	6.7	61t	1

Kickoff Returns	No	Yds	Avg	Long	TD
Carmichael	20	531	26.6	49	0
*Switzer	20	500	25.0	88	0
*Johnson	4	91	22.8	28	0
Ferguson	2	31	15.5	22	0
Brown	1	0	0.0	0	0
Cone	1	22	22.0	22	0
Forester	1	18	18.0	18	0
Packers	49	1185	24.3	88	0
Opponents	45	832	18.5	35	0

COMMUNITY

ADMIN. & COACHES

VETERANS

DRAFT & FREE AGENTS

2020 REVIEW

1954

LAMBEAU FIELD

MISC.

1955 6-6-0, .500, THIRD, WESTERN CONFERENCE

Head Coach:	Lisle Blackburn	GB	Opp	Attend	Site	
S 25	Detroit Lions (GB).....	W	20	17	22,217	CIS
0 2	Chicago Bears (GB).....	W	24	3	24,662	CIS
0 8	Baltimore Colts (Milw).....	L	20	24	40,199	CoS
0 16	Los Angeles Rams (Milw).....	W	30	28	26,960	CoS
O 23	@ Cleveland Browns.....	L	10	41	51,482	CMS
O 29	@ Baltimore Colts.....	L	10	14	34,411	BMS
N 6	@ Chicago Bears.....	L	31	52	48,890	WF
N 13	Chicago Cardinals (GB).....	W	31	14	20,104	CIS
N 20	@ San Francisco 49ers (Milw).....	W	27	21	19,099	CoS
N 24	@ Detroit Lions.....	L	10	24	51,685	BrS
D 4	@ San Francisco 49ers.....	W	28	7	32,897	KS
D 11	@ Los Angeles Rams.....	L	17	31	90,535	LAC
			258	276	463,141	

Home: 5-1 (153,241) Away: 1-5 (309,900)

	GB	Opp	Rushing	No	Yds	Avg	Long	TD
Total First Downs	213	196	Ferguson.....	192	859	4.5	57	4
Rushing.....	106	118	Rote.....	74	332	4.5	49	5
Passing.....	95	71	Reid.....	83	303	3.7	28	2
Penalty.....	12	7	Johnson.....	49	210	4.3	21	0
Total Net Yards	3662	3862	Switzer.....	16	101	6.3	38	0
Avg. Per Game.....	305.2	321.8	Carmichael.....	6	45	7.5	20	0
Total Plays.....	781	734	Cone.....	12	25	2.1	14	0
Avg. Per Play.....	4.7	5.3	Held.....	1	8	8.0	8	0
Net Yards Rushing	1883	2174	Packers	433	1883	4.3	57	11
Avg. Per Game.....	156.9	181.2	Opponents	475	2174	4.6	55t	18
Total Rushes.....	433	475						

	GB	Opp	Rushing	No	Yds	Avg	Long	TD	
Net Yards Passing	1779	1688	Los Angeles.....	3	1	.727	260	231	
Avg. Per Game.....	148.3	140.7	Chi. Bears.....	8	4	0	.667	294	251
Gross Yards.....	2004	1768	Green Bay	6	6	0	.500	258	276
Att./Completions.....	348/159	259/118	Baltimore.....	5	6	1	.455	214	239
Completion Pct.....	45.7	45.6	San Francisco.....	4	8	0	.333	216	298
Had Intercepted.....	19	31	Detroit.....	3	9	0	.250	230	275

	GB	Opp	Receiving	No	Yds	Avg	Long	TD
Punts/Average	56/43.2	52/41.8	Howton.....	44	697	15.8	60	5
Penalties/Yards	41/401	56/490	Knafelc.....	40	613	15.3	48	8
Fumbles/Ball Lost	37/25	27/18	Ferguson.....	22	153	7.0	16	0
Touchdowns	30	36	Carmichael.....	16	222	13.9	32	1
Rushing.....	11	18	Switzer.....	14	103	7.4	22	1
Passing.....	17	13	Reid.....	13	138	10.6	60t	1
Returns.....	2	5	Johnson.....	9	71	7.9	30t	1
			Cone.....	1	7	7.0	7	0
By Quarter	Q1	Q2	Q3	Q4	OT	Pts		
Packers	40	101	45	72	0	258		
Opponents	77	59	58	82	0	276		

	GB	Opp	Receiving	No	Yds	Avg	Long	TD
Packers	159	2004	12.6	60t	17			
Opponents	118	1768	15.0	98t	13			

Scoring	TD	Ru	Pa	Rt	PAT	FG	S	PTS
Cone	0	0	0	0	30/30	16/24	0	78
Knafelc	8	0	8	0				0 48
Howton	5	0	5	0				0 30
Rote	5	5	0	0				0 30
Ferguson	4	4	0	0				0 24
Reid	3	2	1	0				0 18
Carmichael	2	0	1	1				0 12
Johnson	1	0	1	0				0 6
Switzer	1	0	1	0				0 6
Szafaryn	1	0	0	1				0 6
Packers	30	11	17	2	30/30	16/24	0	258
Opponents	36	18	13	5	36/36	8/17	0	276

Interceptions	No	Yds	Avg	Long	TD
Dillon.....	9	153	17.0	61	0
Walker.....	6	77	12.8	36	0
*Nix.....	5	33	6.6	12	0
Forester.....	4	32	8.0	17	0
Zatkoff.....	3	25	8.3	15	0
Teteak.....	2	41	20.5	32	0
*Bookout.....	2	39	19.5	27	0
Packers	31	400	12.9	61	0
Opponents	19	268	14.1	36	1

Punting	No	Yds	Avg	TB	In	Lg	B
*Deschaine.....	56	2420	43.2	-	-	73	0
Packers	56	2420	43.2	-	-	73	0
Opponents	52	2174	41.8	-	-	55	1

Punt Returns	Ret	FC	Yds	Avg	Long	TD
Switzer.....	24	-	158	6.6	38	0
Carmichael.....	10	-	89	8.9	40	0
Johnson.....	1	-	5	5.0	5	0
Szafaryn.....	1	-	28	28.0	28t	1
Packers	36	-	280	7.8	40	1
Opponents	36	-	223	6.2	55t	1

Kickoff Returns	No	Yds	Avg	Long	TD
Switzer.....	17	445	26.2	57	0
Carmichael.....	14	418	29.9	100t	1
Forester.....	3	52	17.3	20	0
Johnson.....	2	46	23.0	27	0
Reid.....	2	21	10.5	17	0
Ferguson.....	1	20	20.0	20	0
Packers	39	1002	25.7	100t	1
Opponents	48	1157	24.1	-	0

* - rookie

Passing	Att	Cmp	Yds	Cmp%	Yds/Att	TD	TD%	Int	Int%	LG	Sck	Yds	Rtng
Rote.....	342	157	1977	45.9	5.78	17	5.0	19	5.6	60t	-	-	57.8
Held.....	2	27	50.0	6.75	0	0.0	0	0.0	18	-	-	-	71.9
*Brackins.....	2	0	0	0.0	0.00	0	0.0	0	0.0	0	-	-	39.6
Packers	348	159	2004	45.7	5.76	17	4.9	19	5.5	60t	225	225	57.7
Opponents	259	118	1768	45.6	6.83	13	5.0	31	12.0	98t	80	80	45.6

Primary Players by Position

E	B.Howton	DE	*N.Borden
	G.Knafelc		J.Martinkovic
T	T.Dahms		P.O'Donahue
	R.Zatkoff	DT	B.Forester
G	B.Brown		D.Hanner
	*H.Bullough		J.Helluin
	J.Skibinski		*B.Lucky
	L.Szafaryn	LB	*T.Bettis
C	J.Ringo		D.Teteak
QB	*C.Brackins	DB	*B.Bookout
	T.Rote		B.Dillon
HB	A.Carmichael		*D.Nix
	J.Johnson		V.Walker
	F.Reid		
	V.Switzer		
FB	F.Cone		
	H.Ferguson		

COMMUNITY
 ADMIN. & COACHES
 VETERANS
 DRAFT & FREE AGENTS
 2020 REVIEW
 1955
 LAMBEAU FIELD
 MISC.

4-8-0, .333, FIFTH (TIE), WESTERN CONFERENCE 1956

Head Coach: Lisle Blackburn

	GB	Opp	Attend	Site
S 30 Detroit Lions (GB).....	L	16	20	24,668
O 7 Chicago Bears (GB).....	L	21	37	24,668
O 14 Baltimore Colts (Milw).....	W	38	33	24,214
O 21 Los Angeles Rams (Milw).....	W	42	17	24,200
O 28 @ Baltimore Colts.....	L	21	28	40,086
N 4 Cleveland Browns (Milw).....	L	7	24	28,590
N 11 @ Chicago Bears.....	L	14	38	49,172
N 18 San Francisco 49ers (GB).....	L	16	17	17,986
N 22 @ Detroit Lions.....	W	24	20	54,087
D 2 @ Chicago Cardinals.....	W	24	21	22,620
D 8 @ San Francisco 49ers.....	L	20	38	32,433
D 16 @ Los Angeles Rams.....	L	21	49	45,209
		264	342	387,933

Home: 2-4 (144,326) Away: 2-4 (243,607)

	GB	Opp	Rushing	No	Yds	Avg	Long	TD
Total First Downs	211	246	Rote	84	398	4.7	39	11
Rushing.....	85	129	Ferguson.....	99	367	3.7	24	0
Passing.....	112	104	Cone.....	49	211	4.3	21	2
Penalty.....	14	13	Carmichael.....	32	199	6.2	35	0
Total Net Yards	3819	4710	Johnson.....	35	129	3.7	14	0
Avg. Per Game.....	318.3	392.5	*Losch.....	19	43	2.3	8	0
Total Plays.....	690	772	Reid.....	14	39	2.8	11	0
Avg. Per Play.....	5.5	6.1	*Starr.....	5	35	7.0	14	0
Net Yards Rushing	1421	2619	Packers	337	1421	4.2	39	13
Avg. Per Game.....	118.4	218.3	Opponents	512	2619	5.1	86	20
Total Rushes.....	337	512						

	GB	Opp	Rushing	No	Yds	Avg	Long	TD
Net Yards Passing	2398	2091						
Avg. Per Game.....	199.8	174.3						
Gross Yards.....	2591	2166						
Att./Completions.....	353/171	260/144						
Completion Pct.....	48.4	55.4						
Had Intercepted.....	18	21						
Punts/Average	62/42.7	50/40.8						
Penalties/Yards	42/393	52/493						
Fumbles/Ball Lost	24/11	17/8						
Touchdowns	36	44						
Rushing.....	13	20						
Passing.....	21	17						
Returns.....	2	7						

By Quarter	Q1	Q2	Q3	Q4	OT	Pts
Packers	51	61	62	90	0	264
Opponents	78	125	54	85	0	342

Western Conf.	W	L	T	Pct	Pts	OP
Chi. Bears.....	9	2	1	.818	363	246
Detroit.....	9	3	0	.750	300	188
San Francisco.....	5	6	1	.455	233	284
Baltimore.....	5	7	0	.417	270	322
Green Bay	4	8	0	.333	264	342
Los Angeles.....	4	8	0	.333	291	307

Receiving	No	Yds	Avg	Long	TD
Howton.....	55	1188	21.6	66	12
Knafelc.....	30	418	13.9	38	6
Johnson.....	28	258	9.2	20	0
Ferguson.....	22	214	9.7	25	0
Carmichael.....	13	180	13.8	63	1
Cone.....	12	218	18.2	69	2
*Losch.....	7	85	12.1	43	0
Reid.....	3	16	5.3	12	0
*Roberts.....	1	14	14.0	14	0
Packers	171	2591	15.2	69	21
Opponents	144	2166	15.0	70	17

* - rookie

Passing	Att	Cmp	Yds	Cmp%	Yds/Att	TD	TD%	Int	Int%	LG	Sck	Yds	Rtng
Rote.....	308	146	2203	47.4	7.15	18	5.8	15	4.9	69	-	-	70.6
*Starr.....	44	24	325	54.5	7.39	2	4.5	3	6.8	39	-	-	65.1
*Losch.....	1	1	63	100.0	63.00	1	100.0	0	0.0	63	-	-	158.3
Packers	353	171	2591	48.4	7.34	21	5.9	18	5.1	69	193	71.6	
Opponents	260	144	2166	55.4	8.33	17	6.5	21	8.1	70	75	71.1	

Primary Players by Position

E	B.Howton	DE	N.Borden
	G.Knafelc		J.Martinkovic
T	*F.Gregg	DT	B.Forester
	*B.Skoronski		D.Hanner
	R.Zatkoff		J.Helluin
G	B.Brown		J.Sandusky
	J.Skibinski	LB	T.Bettis
	L.Szafaryn		D.Tetead
C	J.Ringo	DB	B.Bookout
QB	T.Rote		J.Capuzzi
	*B.Starr		B.Dillon
HB	A.Carmichael	*H.Gremminger	
	J.Johnson	V.Walker	
	*J.Losch		
	F.Reid		
FB	F.Cone		
	H.Ferguson		

COMMUNITY

ADMIN. & COACHES

VETERANS

DRAFT & FREE AGENTS

2020 REVIEW

1956

LAMBEAU FIELD

MISC.

1957 3-9-0, .250, SIXTH, WESTERN CONFERENCE

Head Coach:	Lisle Blackburn	GB	Opp	Attend	Site	
S 29	Chicago Bears (GB)	W	21	17	32,132	CiS
O 6	Detroit Lions (GB)	L	14	24	32,120	CiS
O 13	Baltimore Colts (Milw)	L	17	45	26,322	CoS
O 20	San Francisco 49ers (Milw)	L	14	24	18,919	CoS
O 27	Baltimore Colts	W	24	21	48,510	BMS
N 3	New York Giants (GB)	L	17	31	32,070	CiS
N 10	@ Chicago Bears	L	14	21	47,153	WF
N 17	Los Angeles Rams (Milw)	L	27	31	19,540	CoS
N 24	@ Pittsburgh Steelers	W	27	10	29,701	FoF
N 28	@ Detroit Lions	L	6	18	54,301	BrS
D 8	@ Los Angeles Rams	L	17	42	70,572	LAC
D 15	@ San Francisco 49ers	L	20	27	59,100	KS
			218	311	470,440	

Home: 1-5 (161,103) Away: 2-4 (309,337)

Scoring	TD	Ru	Pa	Rt	PAT	FG	S	PTS
Cone	2	2	0	0	26/26	12/17	0	74
Howton	5	0	5	0	0	0	0	30
*Hornung	3	3	0	0	0/0	0/4	0	18
Mcllhenny	3	1	2	0	0	0	0	18
Starr	3	3	0	0	0	0	0	18
Ferguson	2	1	1	0	0	0	0	12
Knafelc	2	0	2	0	0	0	0	12
Parilli	2	2	0	0	0	0	0	12
Carmichael	1	1	0	0	0	0	0	6
Dillon	1	0	0	1	0	0	0	6
Johnson	1	0	1	0	0	0	0	6
McGee	1	0	1	0	0	0	0	6
Packers	26	13	12	1	26/26	12/21	0	218
Opponents	39	18	13	3	39/39	12/22	1	311

	GB	Opp	Rushing	No	Yds	Avg	Long	TD
Total First Downs	179	226	Mcllhenny	100	384	3.8	40t	1
Rushing	72	117	*Hornung	60	319	5.3	72	3
Passing	90	97	Ferguson	59	216	3.7	40t	1
Penalty	17	12	Cone	53	135	2.5	26t	2
Total Net Yards	3232	4197	Carmichael	37	118	3.2	10	1
Avg. Per Game	269.3	349.8	Starr	31	98	3.2	16	3
Total Plays	705	776	Parilli	24	83	3.5	20	2
Avg. Per Play	4.6	5.4	McGee	5	40	8.0	24	0
Net Yards Rushing	1441	2159	*Purnell	5	22	4.4	7	0
Avg. Per Game	120.1	179.9	Howton	4	20	5.0	11	0
Total Rushes	380	462	Johnson	2	6	3.0	3	0
Net Yards Passing	1791	2038	Packers	380	1441	3.8	72	13
Avg. Per Game	149.3	169.8	Opponents	462	2159	4.7	76	18
Gross Yards	2157	2185						
Att./Completions	325/157	314/153						
Completion Pct.	48.3	48.7						
Had Intercepted	23	30						
Punts/Average	63/42.0	50/43.0						
Penalties/Yards	43/516	75/709						
Fumbles/Ball Lost	28/18	26/17						
Touchdowns	26	39						
Rushing	13	18						
Passing	12	18						
Returns	1	3						

Western Conf.	W	L	T	Pct	Pts	OP
Detroit	8	4	0	.667	251	231
San Francisco	8	4	0	.667	260	264
Baltimore	7	5	0	.583	303	235
Los Angeles	6	6	0	.500	307	278
Chi. Bears	5	7	0	.417	203	211
Green Bay	3	9	0	.250	218	311

Interceptions	No	Yds	Avg	Long	TD
*Symank	9	198	22.0	36	0
Dillon	9	180	20.0	55t	1
Gremminger	5	93	18.6	45	0
Forester	4	79	19.8	37	0
Palumbo	1	11	11.0	11	0
Helluin	1	0	0.0	0	0
Petitbon	1	0	0.0	0	0
Packers	30	561	18.7	55t	1
Opponents	23	252	11.0	52t	2

Punting	No	Yds	Avg	Long	In	Lg	B
Deschaine	63	2645	42.0	-	-	71	2
Packers	63	2645	42.0	-	-	71	2
Opponents	50	2151	43.0	-	-	66	0

By Quarter	Q1	Q2	Q3	Q4	OT	Pts
Packers	30	99	7	82	0	218
Opponents	72	61	84	94	0	311

Receiving	No	Yds	Avg	Long	TD
Howton	38	727	19.1	77t	5
*Kramer	28	337	12.0	31	0
Mcllhenny	18	210	11.7	28t	2
McGee	17	273	16.1	49	1
Ferguson	15	107	7.1	17	1
Carmichael	13	184	14.2	39	0
Knafelc	9	164	18.2	53	2
Johnson	7	75	10.7	14	1
*Hornung	6	34	5.7	16	0
Cone	4	30	7.5	10	0
*Purnell	2	16	8.0	15	0
Packers	157	2157	13.7	77t	12
Opponents	153	2185	14.3	61t	18

Kickoff Returns	No	Yds	Avg	Long	TD
Carmichael	31	690	22.3	33	0
Mcllhenny	14	362	25.9	53	0
Cone	5	83	16.6	25	0
Forester	4	57	14.3	32	0
McGee	4	69	17.3	27	0
Packers	58	1261	21.7	53	0
Opponents	42	897	21.4	46	0

Primary Players by Position

E	B.Howton	DE	N.Borden
	*R.Kramer		C.Massey
	M.McGee		*J.Temp
T	*N.Masters	DT	D.Hanner
	O.Spencer		J.Helluin
	*C.Vereen	LB	T.Bettis
G	*N.Amundsen		*E.Danjean
	A.Barry		B.Forester
	J.Salsbury		S.Palumbo
C	L.Lauer	DB	B.Dillon
	J.Ringo		H.Gremminger
QB	B.Parilli		B.Kinard
	B.Starr		J.Petitbon
HB	A.Carmichael		*J.Symank
	*P.Hornung		
	J.Johnson		
	D.Mcllhenny		
FB	F.Cone		
	H.Ferguson		
	*F.Purnell		

* — rookie

Passing	Att	Cmp	Yds	Cmp%	Yds/Att	TD	TD%	Int	Int%	LG	Sck	Yds	Rtng
Starr	215	117	1489	54.4	6.93	8	3.7	10	4.7	77t	-	-	69.3
Parilli	102	39	669	38.2	6.56	4	3.9	12	11.8	75t	-	-	34.8
*Hornung	6	1	-1	16.7	-0.17	0	0.0	0	0.0	-1	-	-	39.6
Ferguson	1	0	0	0.0	0.00	0	0.0	0	0.0	0	-	-	39.6
*Kramer	1	0	0	0.0	0.00	0	0.0	0	100.0	0	-	-	0.0
Packers	.325	157	2157	48.3	6.64	12	3.7	23	7.1	77t	366	52.8	
Opponents	.314	153	2185	48.7	6.96	18	5.7	30	9.6	61t	147	51.2	

1-10-1, .091, SIXTH, WESTERN CONFERENCE 1958

Head Coach: Ray "Scooter" McLean

	GB	Opp	Attend	Site	Scoring	TDRu	Pa	Rt	PAT	FG	S	PTS	
S 28 Chicago Bears (GB).....	L	20	34	32,150	CIS	Hornung	2	2	0	22/23	11/21	0 67	
O 5 Detroit Lions (GB).....	T	13	13	32,053	CIS	McGee	7	0	7	0	0	0 42	
O 12 Baltimore Colts (Milw).....	L	17	24	24,553	CoS	Howton	2	0	2	0	0	0 12	
O 19 @ Washington Redskins.....	L	21	37	25,228	GrS	McIlhenny	2	1	1	0	0	0 12	
O 26 Philadelphia Eagles (GB).....	W	38	35	31,043	CIS	*Taylor	2	1	1	0	0	0 12	
N 2 @ Baltimore Colts.....	L	0	56	51,333	BMS	Carmichael	1	0	1	0	0	0 6	
N 9 @ Chicago Bears.....	L	10	24	48,424	WF	Dillon	1	0	0	1	0	0 6	
N 16 Los Angeles Rams (GB).....	L	7	20	28,051	CIS	Ferguson	1	1	0	0	0	0 6	
N 23 San Francisco 49ers (Milw).....	L	12	33	19,786	CoS	*Francis	1	1	0	0	0	0 6	
N 27 @ Detroit Lions.....	L	14	24	50,971	BrS	Johnson	1	0	1	0	0	0 6	
D 7 @ San Francisco 49ers.....	L	21	48	50,793	KS	Knafelc	1	0	1	0	0	0 6	
D 14 @ Los Angeles Rams.....	L	20	34	54,634	LAC	Meilinger	1	0	1	0	0	0 6	
		193	382	449,019		Starr	1	1	0	0	0	0 6	
Home: 1-4-1 (167,636)						Packers	23	7	15	2	22/23	11/21	0 193
Away: 0-6 (281,383)						Opponents	50	24	2	46/50	12/25	0 382	

	GB	Opp	Rushing	No	Yds	Avg	Long	TD	
Total First Downs	177	236	Hornung	69	310	4.5	55	2	
Rushing.....	76	109	Ferguson	59	268	4.5	29	1	
Passing.....	87	111	*Taylor	52	247	4.8	25	1	
Penalty.....	14	16	McIlhenny	74	239	3.2	36	1	
Total Net Yards	3241	4615	*Francis	24	153	6.4	20	1	
Avg. Per Game.....	270.1	384.6	Starr	25	113	4.5	20	1	
Total Plays.....	693	763	*Shanley	23	30	1.3	5	0	
Avg. Per Play.....	4.7	6.0	Carmichael	9	21	2.3	8	0	
Net Yards Rushing	1421	2040	Parilli	8	15	1.9	5	0	
Avg. Per Game.....	118.4	170.0	Ringo	0	13	-	13	0	
Total Rushes.....	345	427	McGee	1	9	9.0	9	0	
Net Yards Passing	1820	2575	Salsbury	0	3	-	3	0	
Avg. Per Game.....	151.7	214.6	Romine	1	0	0.0	0	0	
Gross Yards.....	2118	2653	Packers	345	1421	4.1	55	7	
Att./Completions.....	348/161	336/175	Opponents	427	2040	4.8	80t	24	
Completion Pct.....	46.3	52.1	Western Conf. W L T Pct Pts QP						
Had Intercepted.....	27	13	Baltimore.....	9	3	0	.750	381	203
Punts/Average	62/42.3	42/41.6	Chi. Bears.....	8	4	0	.667	298	230
Penalties/Yards	52/545	72/657	Los Angeles.....	8	4	0	.667	344	278
Fumbles/Ball Lost	26/17	31/19	San Francisco.....	6	6	0	.500	257	324
Touchdowns	23	50	Detroit.....	4	7	1	.364	261	276
Rushing.....	7	24	Green Bay..	1	10	1	.091	193	382
Passing.....	15	24							
Returns.....	1	2							

By Quarter	Q1	Q2	Q3	Q4	OT	Pts
Packers	63	44	41	45	0	193
Opponents	77	113	93	99	0	382

Primary Players by Position

E	B.Howton	DE	N.Borden
	M.McGee		L.Ford
	S.Meilinger		J.Temp
T	N.Masters	DT	D.Hanner
	O.Spencer		J.Kimmel
G	H.Bullough	LB	T.Bettis
	F.Gregg		*D.Curie
	*J.Kramer		B.Forester
	J.Salsbury		*R.Nitschke
C	J.Ringo	DB	D.Dillon
QB	*J.Francis		H.Gremminger
	B.Parilli		B.Kinard
	B.Starr		J.Symank
HB	A.Carmichael		J.Whittenton
	P.Hornung		
	D.McIlhenny		
	A.Romine		
	*J.Shanley		
FB	H.Ferguson		
	*J.Taylor		

Receiving	No	Yds	Avg	Long	TD
McGee.....	37	655	17.7	80t	7
Howton.....	36	507	14.1	50	2
McIlhenny.....	20	154	7.7	55t	1
Hornung.....	15	137	9.1	39	0
Meilinger.....	13	139	10.7	19	1
Ferguson.....	12	121	10.1	27	0
Johnson.....	10	176	17.6	61	1
Knafelc.....	8	118	14.8	40	1
*Taylor.....	4	72	18.0	31t	1
Carmichael.....	3	26	8.7	14t	1
*Shanley.....	3	13	4.3	7	0
Packers	161	2118	13.2	80t	15
Opponents	175	2653	15.2	93t	24

* - rookie

Passing	Att	Cmp	Yds	Cmp%	Yds/Att	TD	TD%	Int	Int%	LG	Sck	Yds	Rtng
Parilli.....	157	68	1068	43.3	6.80	10	6.4	13	8.3	80t			- 53.3
Starr.....	157	78	875	49.7	5.57	3	1.9	12	7.6	55t			- 41.2
*Francis.....	31	15	175	48.4	5.65	2	6.5	2	6.5	50t			- 60.6
Ferguson.....	1	0	0	0.0	0.00	0	0.0	0	0.0	0			- 39.6
Hornung.....	1	0	0	0.0	0.00	0	0.0	0	0.0	0			- 39.6
McGee.....	1	0	0	0.0	0.00	0	0.0	0	0.0	0			- 39.6
Packers	348	161	2118	46.3	6.09	15	4.3	27	7.8	80t	298	48.0	
Opponents	336	175	2653	52.1	7.90	24	7.1	13	3.9	93t	78	86.1	

Interceptions	No	Yds	Avg	Long	TD
Dillon.....	6	134	22.3	46	1
Gremminger.....	3	15	5.0	14	0
Symank.....	1	23	23.0	23	0
*Nitschke.....	1	2	2.0	2	0
Romine.....	1	0	0.0	0	0
Whittenton.....	1	0	0.0	0	0
Packers	13	174	13.4	46	1
Opponents	27	371	13.7	69	1

Punting	No	Yds	Avg	TB	In	Lg	B
McGee.....	62	2625	42.3	-	-	61	0
Packers	62	2625	42.3	-	-	61	0
Opponents	42	1747	41.6	-	-	61	0

Punt Returns	Ret	FC	Yds	Avg	Long	TD
Carmichael.....	15	-	67	4.5	51	0
*Shanley.....	14	-	105	7.5	26	0
Romine.....	2	-	7	3.5	7	0
McIlhenny.....	1	-	0	0.0	0	0
Symank.....	1	-	0	0.0	0	0
Packers	33	-	179	5.4	51	0
Opponents	46	-	268	5.8	38	0

Kickoff Returns	No	Yds	Avg	Long	TD
Carmichael.....	29	700	24.1	60	0
Hornung.....	10	248	24.8	39	0
McIlhenny.....	7	146	20.9	45	0
*Taylor.....	7	185	26.4	47	0
*Currie.....	2	14	7.0	7	0
Forester.....	1	6	6.0	6	0
*Kramer.....	1	0	0.0	0	0
Massey.....	1	10	10.0	10	0
*Nitschke.....	1	0	0.0	0	0
Temp.....	1	0	0.0	0	0
Packers	60	1309	21.8	60	0
Opponents	32	710	22.2	50	0

COMMUNITY

ADMIN. & COACHES

VETERANS

DRAFT & FREE AGENTS

REVIEW

2020

1958

LAMBEAU FIELD

MISC.

1959 7-5-0, .583, THIRD (TIE), WESTERN CONFERENCE

Head Coach:		GB	Opp	Attend	Site	Starting QB	Temp	
S 27	Chicago Bears (GB)	W	9	6	32,150	CIS	L.McHan	69
O 4	Detroit Lions (GB)	W	28	10	32,150	CIS	L.McHan	59
O 11	San Francisco 49ers (GB)	W	21	20	32,150	CIS	L.McHan	38
O 18	Los Angeles Rams (Milw)	L	6	45	36,194	CoS	L.McHan	51
O 25	@ Baltimore Colts	L	21	38	57,557	BMS	L.McHan	
N 1	@ New York Giants	L	3	20	68,837	YS	L.McHan	56
N 8	@ Chicago Bears	L	17	28	46,205	WF	L.McHan	41
N 15	Baltimore Colts (Milw)	L	24	28	25,521	CoS	B.Starr	34
N 22	Washington Redskins (GB)	W	21	0	31,853	CIS	B.Starr	38
N 26	@ Detroit Lions	W	24	17	49,221	TgS	B.Starr	32
D 6	@ Los Angeles Rams	W	38	20	61,044	LAC	B.Starr	80
D 13	@ San Francisco 49ers	W	36	14	55,997	KS	B.Starr	50
			248	246	528,879			
Home: 4-2 (190,018)		Away: 3-3 (338,861)						

	GB	Opp	Rushing	No	Yds	Avg	Long	TD
Total First Downs	212	215	Hornung	152	681	4.5	63	7
Rushing	109	101	Taylor	120	452	3.8	21	6
Passing	87	102	Carpenter	60	322	5.4	55t	1
Penalty	16	12	McIlhenny	47	231	4.9	46	1
Total Net Yards	3739	3552	Starr	16	83	5.2	39	0
Avg. Per Game	311.6	296.0	McHan	16	64	4.0	19	0
Total Plays	689	759	Butler	7	49	7.0	16	0
Avg. Per Play	5.4	4.7	*Dowler	1	20	20.0	20	0
Net Yards Rushing	1907	1770	Francis	2	5	2.5	8	0
Avg. Per Game	158.9	147.5	Packers	421	1907	4.5	63	15
Total Rushes	421	430	Opponents	430	1770	4.1	49t	14
Net Yards Passing	1832	1782						
Avg. Per Game	152.7	148.5						
Yds. Lost Att. to Pass	131	248						
Gross Yards	1963	2030						
Att./Completions	268/128	329/169						
Completion Pct.	47.8	51.4						
Had Intercepted	17	14						
Punts/Average	64/42.4	56/44.3						
Net Punting Avg.	64/36.3	56/36.2						
Penalties/Yds	49/435	51/450						
Fumbles/Ball Lost	24/16	28/15						
Touchdowns	32	30						
Rushing	15	14						
Passing	16	14						
Returns	1	2						
By Quarter	Q1	Q2	Q3	Q4	OT	Pts		
Packers	55	82	44	67	0	248		
Opponents	66	68	75	37	0	246		

Western Conf.	W	L	T	Pct	Pts	OP
Bal. Colts	9	3	0	.750	374	251
Chi. Bears	8	4	0	.667	252	196
Green Bay	7	5	0	.583	248	246
San Francisco	7	5	0	.583	255	237
Detroit	3	8	1	.273	203	275
L.A. Rams	2	10	0	.167	242	315

	Receiving	No	Yds	Avg	Long	TD
*Dowler	32	549	17.2	35	4	
McGee	30	695	23.2	81t	5	
Knafelc	27	384	14.2	38	4	
Hornung	15	113	7.5	19	0	
Taylor	9	71	7.9	20t	2	
McIlhenny	8	95	11.9	30	1	
Carpenter	5	47	9.4	23	0	
*Williams	1	11	11.0	11	0	
*Butler	1	-2	-2.0	-2	0	
Packers	128	1963	15.3	81t	16	
Opponents	169	2030	12.0	75t	14	

* — rookie

Scoring	TD	Ru	Pa	Rt	PAT	FG	S	Pts
Hornung	7	7	0	0	31/32	7/17	0	94
Taylor	8	6	2	0	0	0	0	48
McGee	5	0	5	0	0	0	0	30
*Dowler	4	0	4	0	0	0	0	24
Knafelc	4	0	4	0	0	0	0	24
McIlhenny	2	1	1	0	0	0	0	12
*Butler	1	0	1	0	0	0	0	6
Carpenter	1	1	0	0	0	0	0	6
Forester	0	0	0	0	0	0	0	2
Hanner	0	0	0	0	0	0	0	2
Packers	32	15	16	1	31/32	7/17	2	248
Opponents	30	14	2	28/29	12/22	1/4	246	

Field Goals	1-19	20-29	30-39	40-49	50+
Hornung	0/6	5/7	1/2	1/2	0/0
Packers	0/6	5/7	1/2	1/2	0/0
Opponents	1/4	3/3	2/4	5/8	1/3
Hornung:	(0N,0N)()	(47N)(22G,46G)()	(29G,14N)(27G)(0N,0N,23G)(0N)(39G,32N)(24N,23G)(25N)		
Opponents:	(0N,46G,42G)(55N,50G)(28G,32G,47N,37N)(11B,22G,17G,33G)(43N,43G)(52N,49G,49G,47N)()	(0B)(22G,32N)()			

Interceptions	No	Yds	Avg	Long	TD
Forester	2	48	24.0	34	0
Symank	2	46	23.0	25	0
Freeman	2	22	11.0	22	0
Tunnell	2	20	10.0	18	0
Gremminger	1	45	45.0	45	0
Currie	1	25	25.0	25	0
Temp	1	13	13.0	13	0
Dillon	1	7	7.0	7	0
Quinlan	1	5	5.0	5	0
Bettis	1	0	0.0	0	0
Packers	14	231	16.5	45	1
Opponents	17	227	13.4	49	1

Punting	No	Yds	Avg	TB	In	Lg	B
McGee	64	2716	42.4	5	-	61	1
Packers	64	2716	42.4	5	-	61	1
Opponents	56	2481	44.3	7	-	61	0

Punt Returns	Ret	FC	Yds	Avg	Long	TD
*Butler	18	0	163	9.1	61t	1
Carpenter	13	0	150	11.5	51	0
Symank	1	0	0	0.0	0	0
Tunnell	1	0	3	3.0	3	0
Packers	33	0	316	9.6	61t	1
Opponents	40	0	291	7.3	71t	1

Kickoff Returns	No	Yds	Avg	Long	TD
*Butler	21	472	22.5	35	0
Symank	14	338	24.1	39	0
McIlhenny	3	50	16.7	24	0
Francis	2	52	26.0	28	0
Nitschke	2	13	6.5	10	0
Carpenter	1	24	24.0	24	0
Packers	43	949	22.1	39	0
Opponents	40	917	22.9	85	0

Primary Starters		
LE	M.McGee	DE J.Temp
LT	N.Masters	B.Quinlan
	B.Skoronski	DT H.Jordan
LG	F.Thurston	D.Hanner
C	J.Ringo	LB T.Bettis
RG	J.Kramer	D.Currie
RT	F.Gregg	B.Forester
RE	G.Knafelc	DB B.Dillon
QB	L.McHan	H.Gremminger
	B.Starr	E.Tunnell
HB	P.Hornung	J.Whittenton
HB	*B.Dowler	
	L.McIlhenny	
FB	J.Taylor	

Passing	Att	Cmp	Yds	Cmp%	Yds/Att	TD%	Int	Int%	LG	Sck	Yds	Rtg
Starr	134	70	972	52.2	7.25	6	4.5	7	5.2	44	30	69.0
McHan	108	48	805	44.4	7.45	8	7.4	9	8.3	81t	94	60.1
Francis	18	5	91	27.8	5.06	0	0.0	1	5.6	24	7	25.0
Hornung	8	5	95	62.5	11.88	2	25.0	0	0.0	30t	0	143.2
Packers	268	128	1963	47.8	7.32	16	6.0	17	6.3	81t	131	65.9
Opponents	329	169	2030	51.4	6.17	14	4.3	14	4.3	75t	248	67.1

COMMUNITY
 ADMIN. & COACHES
 VETERANS
 DRAFT & FREE AGENTS
 2020 REVIEW
 1959
 LAMBEAU FIELD
 MISC.

8-4-0, .667, FIRST, WESTERN CONFERENCE 1960

Head Coach:		GB	Opp	Attend	Site	Starting QB	Temp
S 25	Chicago Bears (GB)	L	14	17	32,150	GiS	B.Starr 52
O 2	Detroit Lions (GB)	W	28	9	32,150	GiS	L.McHan 57
O 9	Baltimore Colts (GB)	W	35	21	32,150	GiS	L.McHan 66
O 23	San Francisco 49ers (Milw)	W	41	14	39,914	CoS	L.McHan 50
O 30	@ Pittsburgh Steelers	W	19	13	30,155	FoF	L.McHan
N 6	@ Baltimore Colts	L	24	38	57,808	BMS	B.Starr
N 13	Dallas Cowboys (GB)	W	41	7	32,294	GiS	B.Starr 51
N 20	Los Angeles Rams (Milw)	L	31	33	35,763	CoS	B.Starr 47
N 24	@ Detroit Lions	L	10	23	51,123	BrS	B.Starr 48
D 4	@ Chicago Bears	W	41	13	46,406	WF	B.Starr
D 10	@ San Francisco 49ers	W	13	0	53,612	KC	B.Starr 49
D 17	@ Los Angeles Rams	W	35	21	53,445	LAC	B.Starr 72
		332	209	496,970			

Home: 4-2 (204,421) Away: 4-2 (292,549)

NFL Championship

D 26	@ Philadelphia Eagles	L	13	17	67,325	FrF	B.Starr 35
------	-----------------------	---	----	----	--------	-----	------------

	GB	Opp				
Total First Downs	237	199				
Rushing	135	74				
Passing	86	110				
Penalty	16	15				
Total Net Yards	4025	3442				
Avg. Per Game	335.4	286.8				
Total Plays	742	715				
Avg. Per Play	5.4	4.8				
Net Yards Rushing	2150	1285				
Avg. Per Game	179.2	107.1				
Total Rushes	463	350				
Net Yards Passing	1875	2157				
Avg. Per Game	156.3	179.8				
Yds. Lost Att. to Pass	118	275				
Gross Yards	1993	2432				
Att./Completions	279/137	365/192				
Completion Pct.	49.1	52.6				
Had Intercepted	13	22				
Punts/Average	49/41.2	66/39.4				
Net Punting Avg.	49/37.1	66/36.2				
Penalties/Yards	64/578	61/636				
Fumbles/Ball Lost	18/12	23/15				
Touchdowns	41	26				
Rushing	29	7				
Passing	9	19				
Returns	3	0				
By Quarter	Q1	Q2	Q3	Q4	OT	Pts
Packers	47	98	69	118	0	332
Opponents	40	53	34	82	0	209

	Rushing	No	Yds	Avg	Long	TD
Taylor	230	1101	4.8	32	11	
Hornung	160	671	4.2	37	13	
*Moore	45	237	5.3	59t	4	
McHan	8	67	8.4	35t	1	
Carpenter	1	24	24.0	24	0	
Hickman	7	22	3.1	4	0	
Starr	7	12	1.7	13	0	
McGee	2	11	5.5	16	0	
Dowler	1	8	8.0	8	0	
*Winslow	2	-3	-1.5	3	0	
Packers	463	2150	4.6	59t	29	
Opponents	350	1285	3.7	35	7	

Western Conf.	W	L	T	Pct	Pts	OP
Green Bay	8	4	0	.667	332	209
Detroit	7	5	0	.583	239	212
San Francisco	7	5	0	.583	208	205
Baltimore	6	6	1	.500	288	234
Chicago	5	6	1	.455	194	299
L.A. Rams	4	7	1	.364	265	297
Dal. Cowboys	0	11	1	.000	177	369

	Receiving	No	Yds	Avg	Long	TD
McGee	38	787	20.7	57t	4	
Dowler	30	505	16.8	91t	2	
Hornung	28	257	9.2	33	2	
Taylor	15	121	8.1	27	0	
Knafelc	14	164	11.7	23	0	
*Moore	5	40	8.0	12t	1	
R.Kramer	4	55	13.8	18	0	
Melling	2	43	21.5	23	0	
Carpenter	1	21	21.0	21	0	
Packers	137	1993	14.5	91t	9	
Opponents	192	2432	12.7	59	19	

* — rookie

Scoring	TD	Ru	Pa	Rt	PAT	FG	S	PTS
Hornung	15	13	2	0	41/41	15/28	0	176
Taylor	11	11	0	0	0	0	0	66
*Moore	5	4	1	0	0	0	0	30
McGee	4	0	4	0	0	0	0	24
Dowler	2	0	2	0	0	0	0	12
Davis	1	0	0	1	0	0	0	6
McHan	1	1	0	0	0	0	0	6
Nitschke	1	0	0	1	0	0	0	6
*Winslow	1	0	0	1	0	0	0	6
Packers	41	29	9	3	41/41	15/28	0	332
Opponents	26	7	19	0	24/25	9/13	1	209

Field Goals	1-19	20-29	30-39	40-49	50+
Hornung	3/7	5/6	4/9	3/5	0/1
Packers	3/7	5/6	4/9	3/5	0/1
Opponents	4/5	2/2	2/4	1/1	0/1
Hornung:	(0N,0N)	(0N)	(37N,47G,32G)	(32B,21G)	(18N,21G,21G)
					(12G,37B,22N)
					(12G)
					(21G,41G)
					(30N,38G,23G)
					(41N,32N)
Opponents:	(0N,16G)	(14G,20G,48G)			(33N)
					(31G)
					(23G,17G,31G,9G)
					(53N)
					(35N)

Interceptions	No	Yds	Avg	Long	TD
Whittenton	6	101	16.8	52	0
Currie	4	75	18.8	33	0
Nitschke	3	90	30.0	43t	1
Gremminger	3	52	17.3	21	0
Tunnell	3	22	7.3	22	0
Forester	2	18	9.0	15	0
Symank	1	0	0.0	0	0
Packers	22	358	16.3	52	1
Opponents	13	185	14.2	44	0

Punting	No	Yds	Avg	TB	In	Lg	B
McGee	31	1291	41.6	1	58	1	
Dowler	18	729	40.5	2	61	2	
Packers	49	2020	41.2	3	61	3	
Opponents	66	2600	36.2	2	59	3	

Punt Returns	Ret	FC	Yds	Avg	Long	TD
*Wood	16	0	106	6.6	33	0
Carpenter	9	0	59	6.6	12	0
Forester	1	0	7	7.0	7	0
Packers	26	0	172	6.6	33	0
Opponents	22	0	144	6.5	25	0

Kickoff Returns	No	Yds	Avg	Long	TD
Carpenter	12	249	20.8	29	0
*Moore	12	397	33.1	84	0
Symank	4	103	25.8	32	0
Hickman	3	54	18.0	27	0
Nitschke	2	33	16.5	17	0
Melling	1	0	0.0	0	0
Temp	1	16	16.0	16	0
Packers	35	852	24.3	84	0
Opponents	57	1158	20.3	42	0

Passing	Att	Cmp	Yds	Cmp%	Yds/Att	TD	TD%	Int	Int%	LG	Sck	Yds	RtnG
Starr	172	98	1358	57.0	7.90	4	2.3	8	4.7	91t	78	70.8	
McHan	91	33	517	36.3	5.68	3	3.3	5	5.5	47	33	44.1	
Hornung	16	6	118	37.5	7.38	2	12.5	0	0.0	40t	7	103.6	
Packers	279	137	1993	49.1	7.14	9	3.2	13	4.7	91t	118	64.1	
Opponents	365	192	2432	52.6	6.66	19	5.2	22	6.0	59	275	65.9	

Primary Starters

LE	M.McGee	DE	W.Davis
LT	B.Skoronski		B.Quinlan
LG	F.Thurston	DT	D.Hanner
C	J.Ringo		H.Jordan
RG	J.Kramer	LB	D.Curie
RT	F.Gregg		R.Nitschke
RE	G.Knafelc		B.Forester
QB	B.Starr	DB	H.Gremminger
HB	P.Homung		J.Symank
FB	B.Dowler		E.Tunnell
	J.Taylor		J.Whittenton

COMMUNITY

ADMIN. & COACHES

VETERANS

DRAFT & FREE AGENTS

2020 REVIEW

1960

LAMBEAU FIELD

MISC.

Head Coach:	Vince Lombardi	GB	Opp	Attend	Site	Starting QB	Temp
S 17	Detroit Lions (Milw)	L 13	17	44,307	CoS	B.Starr	72
S 24	San Francisco 49ers (GB)	W 30	10	38,669	ClS	B.Starr	52
O 1	Chicago Bears (GB)	W 24	0	38,669	ClS	B.Starr	45
O 8	Baltimore Colts (GB)	W 45	7	38,669	ClS	B.Starr	72
O 15	@ Cleveland Browns	W 49	17	75,042	CMS	B.Starr	43
O 22	@ Minnesota Vikings	W 33	7	42,007	Met	B.Starr	53
O 29	Minnesota Vikings (Milw)	W 28	10	44,112	CoS	B.Starr	64
N 5	@ Baltimore Colts	L 21	45	57,641	BMS	B.Starr	39
N 12	@ Chicago Bears	W 31	28	49,711	WF	B.Starr	39
N 19	Los Angeles Rams (GB)	W 35	17	38,669	ClS	B.Starr	31
N 23	@ Detroit Lions	W 17	9	55,662	TgS	B.Starr	44
D 3	New York Giants (Milw)	W 20	17	47,012	CoS	B.Starr	42
D 10	@ San Francisco 49ers	L 21	22	55,722	KS	B.Starr	50
D 17	@ Los Angeles Rams	W 24	17	49,169	LAC	B.Starr	68
		391	223	675,061			

Home: 6-1 (290,107) Away: 5-2 (384,954)

NFL Championship

D 31	New York Giants (GB)	W 37	0	39,029	ClS	B.Starr	20
------	----------------------	------	---	--------	-----	---------	----

Scoring	TD	Ru	Pa	Rt	PAT	FG	S	PTS
Hornung	10	8	2	0	41/41	15/22	0	146
Taylor	16	15	1	0				0
McGee	7	0	7	0				42
R.Kramer	4	0	4	0				24
Dowler	3	0	3	0				18
Moore	2	1	0	0				12
Wood	2	0	0	2				12
Agajanian	0	0	0	0	8/8	1/2	0	11
Currie	1	0	0	1				6
*Pitts	1	1	0	0				6
Roach	1	1	0	0				6
Wharr	1	1	0	0				6
Whitenton	1	0	0	1				6
Packers	49	27	18	4	49/49	16/24	0	391
Opponents	26	12	13	1	26/26	13/21	0	223

Field Goals 1-19 20-29 30-39 40-49 50+

Hornung	8/9	3/4	2/4	1/1	1/4
Agajanian	0/0	1/1	0/1	0/0	0/0
Packers	8/9	4/5	2/5	1/1	1/4

Opponents .777 2/3 1/3 3/7 0/1

Hornung: (55N,15G,26G)(13G,43G,15G,8N)(37G)(38G)(21N)(13G,18G,13G,16G)(52B)(51G,51B)(36N,9G)(23G,25G)(34N)(0)

Agajanian: (0)(0)(0)(0)(0)(0)(0)(0)(0)(0)(28G)

Opponents: (44G,52B)(46G)(0)(27G,42N)(42N)(13G)(12G)(33N)(48N,27G)(13G,34G,28N,16G)(41G,34N)(10G,14G)(44B,17G)

Interceptions No Yds Avg Long TD

Symank	5	99	19.8	41	0
Whitenton	5	98	19.6	41t	1
Gremminger	5	54	10.8	41	0
Wood	5	52	10.4	21	0
Currie	3	59	19.7	21t	1
Nitschke	2	41	20.5	27	0
Forester	2	33	16.5	33	0
*Adderley	1	9	9.0	9	0
Hanner	1	1	1.0	1	0
Packers	29	446	15.4	41t	2
Opponents	16	238	14.9	63	0

Punting No Yds Avg TB In Lg B

Dowler	38	1674	44.1	0	-	75	0
McGee	13	520	40.0	0	-	51	0
Packers	51	2194	43.0	10	-	75	0
Opponents	49	1851	29.7	2	-	61	0

Punt Returns Ret FC Yds Avg Long TD

Wood	14	11	225	16.1	72t	2
Carpenter	6	5	130	21.7	48	0
Packers	20	16	355	17.8	72t	2
Opponents	25	4	313	12.5	90t	1

Kickoff Returns No Yds Avg Long TD

*Adderley	18	478	26.6	61	0
Moore	15	409	27.3	60	0
Symank	4	121	30.3	38	0
Forester	3	55	18.3	20	0
*Pitts	1	14	14.0	14	0
Packers	41	1077	26.3	61	0
Opponents	69	1597	23.1	64	0

	GB	Opp	Rushing	No	Yds	Avg	Long	TD
Total First Downs	274	245	Taylor	243	1307	5.4	53	15
Rushing	142	101	Hornung	127	597	4.7	54t	8
Passing	115	126	Moore	61	302	5.0	69	1
Penalty	17	18	*Pitts	23	75	3.3	17t	1
Total Net Yards	4714	4051	Starr	12	56	4.7	21t	1
Avg. Per Game	336.7	289.4	R.Kramer	5	13	2.6	10	0
Total Plays	780	826	Carpenter	1	5	5.0	5	0
Avg. Per Play	6.0	4.9	Roach	2	-5	-2.5	1t	1
Net Yards Rushing	2350	1694	Packers	474	2350	5.0	69	27
Avg. Per Game	167.9	121.0	Opponents	412	1694	4.1	55t	12
Total Rushes	474	412						

	GB	Opp	Rushing	No	Yds	Avg	Long	TD
Net Yards Passing	2364	2357						
Avg. Per Game	168.9	168.4						
Yds. Lost Att. to Pass	138	273						
Gross Yards	2502	2630						
Att./Completions	306/177	414/218						
Completion Pct.	57.8	52.7						
Had Intercepted	16	29						
Punts/Average	51/43.0	49/37.8						
Net Punting Avg.	51/33.0	49/29.7						
Penalties/Yards	66/647	52/609						
Fumbles/Ball Lost	18/10	30/17						
Touchdowns	49	26						
Rushing	27	12						
Passing	18	13						
Returns	4	1						

	GB	Opp	Receiving	No	Yds	Avg	Long	TD
By Quarter	Q1	Q2	Q3	Q4	OT	Pts		
Packers	100	123	44	124	0	391		
Opponents	45	81	39	58	0	223		
Western Conf.	W	L	T	Pct	Pts	QP		
Green Bay	11	3	0	.786	391	223		
Detroit	8	5	1	.615	270	258		
Baltimore	8	6	0	.571	302	307		
Chicago	8	6	0	.571	326	302		
San Francisco	7	6	1	.538	346	272		
L.A. Rams	4	10	0	.286	263	333		
Minnesota	3	11	0	.214	285	407		
McGee	51	883	17.3	53	7			
Dowler	36	633	17.6	78t	3			
R.Kramer	35	559	16.0	53t	4			
Taylor	25	175	7.0	18	1			
Hornung	15	145	9.7	34t	2			
Moore	8	41	5.1	11	1			
Knafelc	3	32	10.7	13	0			
Carpenter	3	29	9.7	16	0			
*Pitts	1	5	5.0	5	0			
Packers	177	2502	14.1	78t	18			
Opponents	218	2630	12.1	51t	13			

* - rookie

Primary Starters

LE	M.McGee	RE	W.Davis
LT	B.Skoronski	LT	D.Hanner
LG	F.Thurston	RT	H.Jordan
C	J.Ringo	RE	B.Quinlan
RG	J.Kramer	LLB	D.Currie
	F.Gregg	MLB	R.Nitschke
RT	F.Gregg	LB	B.Forester
	N.Masters	LH	H.Gremminger
RE	R.Kramer	RH	J.Whitenton
QB	B.Starr	LS	J.Symank
HB	P.Hornung	RS	W.Wood
HB	B.Dowler		
FB	J.Taylor		

	Passing	Att	Cmp	Yds	Cmp%	Yds/Att	TD	Int	Int%	LG	Sck	Yds	Rtg
Starr	295	172	2418	58.3	8.20	16	5.4	16	5.4	78t	138	80.3	
Hornung	5	3	42	60.0	8.40	1	20.0	0	0.0	20	0	126.7	
Roach	4	0	0.0	0.00	0.00	0	0.0	0	0.0	0	0	39.6	
Moore	2	2	42	100.0	21.00	1	50.0	0	0.0	22t	0	158.3	
Packers	306	177	2502	57.8	8.18	18	5.9	16	5.2	78t	138	82.2	
Opponents	414	218	2630	52.7	6.35	13	3.1	29	7.0	51t	273	53.7	

1963

11-2-1, .846, SECOND, WESTERN CONFERENCE

Head Coach:	Vince Lombardi	GB	Opp	Attend	Site	Starting QB	Temp
S 15	Chicago Bears (GB)	L	3	10	42,327	Cis	B.Starr 70
S 22	Detroit Lions (Milw)	W	31	10	45,912	CoS	B.Starr 58
S 29	Baltimore Colts (GB)	W	31	20	42,327	Cis	B.Starr 56
O 6	Los Angeles Rams (GB)	W	42	10	42,327	Cis	B.Starr 84
O 13	@ Minnesota Vikings	W	37	28	42,567	Met	B.Starr 75
O 20	@ St. Louis Cardinals	W	30	7	32,224	BuS	B.Starr 85
O 27	@ Baltimore Colts	W	34	20	60,065	BMS	J.Roach
N 3	Pittsburgh Steelers (Milw)	W	33	14	46,293	CoS	J.Roach 57
N 10	Minnesota Vikings (GB)	W	28	7	42,327	Cis	J.Roach 57
N 17	@ Chicago Bears	L	7	26	49,166	WF	J.Roach 60
N 24	San Francisco 49ers (Milw)	W	28	10	45,905	CoS	B.Starr 39
N 28	@ Detroit Lions	T	13	13	54,016	TgS	B.Starr 50
D 7	@ Los Angeles Rams	W	31	14	52,357	LAC	B.Starr 82
D 14	@ San Francisco 49ers	W	21	17	31,031	KS	B.Starr 45

Home: 6-1 (307,418)		Away: 5-1-1 (321,426)	
*J 5 Cleveland Browns (@ Miami) . . . W		40	23 54,921

Scoring	TD	Ru	Pa	Rt	PAT	FG	S	PTS
J.Kramer	0	0	0	0	43/46	16/34	0	91
Taylor	10	9	1	0				0
Moore	8	6	2	0				0
Dowler	6	0	6	0				0
McGee	6	0	6	0				0
Pitts	6	5	1	0				0
R.Kramer	4	0	4	0				0
*Fleming	2	0	2	0				0
Gros	2	2	0	0				0
Adderley	1	0	0	1				0
Gremminger	1	0	0	1				0
Davis	0	0	0	1				2
Packers	46	22	22	2	43/46	16/34	1	369
Opponents	23	11	9	3	23/23	15/33	0	206

Field Goals	1-19	20-29	30-39	40-49	50+
J.Kramer	2/6	4/9	6/11	4/8	0/0
Packers	2/6	4/9	6/11	4/8	0/0
Opponents	2/5	2/4	7/9	3/10	1/5

J.Kramer	(41G)	(24G,0N)	(42N,42G,28N)	(42N,34N,28N)	(20G,15G,31G)	(39G,26G,34G,31N)	(34N,38N,46G,37G)	(23G,36G,12G,37G)	(12B)	(25N)	(48N,10N)	(0N,40G,22N)	(42N,39N,25N)	
Opponents	(32G,27N)	(36G)	(43N,9G,52G)	(33G)	(28N,10B)	(42N)	(0B,45G,33G)	(40N)	(36N,50N,47N)	(29G,46G,19N,19G,35N,	35G,49N)	(32G)	(42N,27G,37G,52N,40N)	(52N,50N,44G)

Interceptions	No	Yds	Avg	Long	TD
Adderley	5	86	17.2	39	0
Wood	5	67	13.4	22	0
Whittington	4	90	22.5	33	0
Gremminger	3	25	8.3	16	0
Nitschke	2	8	4.0	5	0
Currie	1	23	23.0	23	0
Forester	1	13	13.0	13	0
Hanner	1	0	0.0	0	0
Packers	22	312	14.2	39	0
Opponents	21	297	14.1	47	1

Punting	No	Yds	Avg	TB	In	Lg	B
Norton	51	2279	44.7	3	-	61	0
Packers	51	2279	44.7	3	-	61	0
Opponents	59	2558	43.4	4	-	68	0

Punt Returns	Ret	FC	Yds	Avg	Long	TD
Wood	19	9	169	8.9	41	0
Pitts	7	7	60	8.6	20	0
Packers	26	16	229	8.8	41	0
Opponents	29	10	220	7.6	32	0

Kickoff Returns	No	Yds	Avg	Long	TD
Adderley	20	597	29.9	98	1
Gros	17	430	25.3	51	0
Carpenter	5	75	15.0	24	0
*Fleming	1	0	0.0	0	0
J.Kramer	1	0	0.0	0	0
Mestnik	1	0	0.0	0	0
Wood	1	20	20.0	20	0
Packers	46	1122	24.4	98	1
Opponents	69	1331	19.3	93	0

Total First Downs	GB	Opp
Rushing	248	1018
Passing	114	658
Penalty	18	4
Total Net Yards	4781	3599
Avg. Per Game	341.5	257.1
Total Plays	869	845
Avg. Per Play	5.5	4.3
Net Yards Rushing	2248	1586
Avg. Per Game	160.6	113.3
Total Rushes	504	428
Net Yards Passing	2533	2013
Avg. Per Game	180.9	143.8
Sacked/Yards Lost	20/178	39/327
Gross Yards	2711	2340
Att./Completions	345/179	378/180
Completion Pct	51.9	47.6
Had Intercepted	21	22
Punts/Average	51/44.7	59/43.4
Net Punting Avg.	51/39.2	59/38.1
Penalties/Yards	53/517	59/568
Fumbles/Ball Lost	30/20	31/21
Touchdowns	46	23
Rushing	22	11
Passing	22	9
Returns	2	3

By Quarter	Q1	Q2	Q3	Q4	OT	Pts
Packers	66	97	92	114	0	369
Opponents	47	47	44	68	0	206

Rushing	No	Yds	Avg	Long	TD
Taylor	248	1018	4.1	40	9
Moore	132	658	5.0	77	6
Pitts	54	212	3.9	34	5
Gros	48	203	4.2	19	2
Starr	13	116	8.9	20	0
Roach	3	10.3	22	0	0
Carpenter	2	8	4.0	5	0
Mestnik	1	4	4.0	4	0
Norton	2	0	0.0	4	0
Bratkowski	1	-2	-2.0	-2	0
Packers	504	2248	4.5	77	22
Opponents	428	1586	3.7	52	11

Western Conf.	W	L	T	Pct	Pts	OP
Chicago	11	1	2	.917	301	144
Green Bay	11	2	1	.846	369	206
Baltimore	8	6	0	.571	316	285
Detroit	5	8	1	.385	326	265
Minnesota	5	8	1	.385	309	390
Los Angeles	5	9	0	.357	210	350
San Francisco	2	12	0	.143	198	391

Receiving	No	Yds	Avg	Long	TD
Dowler	53	901	17.0	53	6
McGee	39	749	19.2	64	6
R.Kramer	32	537	16.8	49	4
Moore	23	237	10.3	45	2
Taylor	13	68	5.2	27	1
Pitts	9	54	6.0	21	1
*Fleming	7	132	18.9	33	2
Gros	1	19	19.0	19	0
Carpenter	1	12	12.0	12	0
Jeter	1	2	2.0	2	0
Packers	179	2711	15.1	64	22
Opponents	180	2340	13.0	62	9

* - rookie

Primary Starters

LE	M.McGee	LT	W.Davis
LT	B.Skoronski	LE	D.Hanner
LG	F.Thurston	RE	H.Jordan
C	J.Ringo	RT	*L.Aldridge
RG	J.Kramer	LLB	D.Currie
RT	F.Gregg	MLB	R.Nitschke
RE	R.Kramer	RLB	B.Forester
QB	B.Starr	LH	H.Adderley
HB	T.Moore	RH	J.Whittenon
HB	B.Dowler	LS	H.Gremminger
FB	J.Taylor	RS	W.Wood

Passing	Att	Cmp	Yds	Cmp%	Yds/Att	TD	Int	Int%	LG	Sck/Yds	Rtg	
Starr	244	132	1855	54.1	7.60	15	6.1	10	4.1	53	11/109	82.3
Bratkowski	11	4	96	36.4	8.73	1	9.1	3	27.3	64	0/0	59.5
Roach	84	38	620	45.2	7.38	4	4.8	8	9.5	45	7/53	46.8
Moore	4	3	99	75.0	24.75	1	25.0	0	0.0	49	1/6	156.3
Pitts	2	2	41	100.0	20.50	1	50.0	0	0.0	21	0/0	158.3
Taylor	0	0	0	0.0	0.00	0	0.0	0	0.0	0	1/10	0.0
Packers	345	179	2711	51.9	7.86	22	6.4	21	6.1	64	20/178	74.0
Opponents	378	180	2340	47.6	6.19	9	2.4	22	5.8	62	39/327	51.2

COMMUNITY COACHES VETERANS DRAFT & FREE AGENTS 2020 REVIEW LAMBEAU FIELD MISC.

8-5-1, .615, SECOND (TIE), WESTERN CONFERENCE 1964

Head Coach: Vince Lombardi		GB	Opp	Attend	Site	Starting QB	Temp
S 13	Chicago Bears (GB)	W 23	12	42,327	CiS	B.Starr	64
S 20	Baltimore Colts (GB)	L 20	21	42,327	CiS	B.Starr	68
S 28	@ Detroit Lions	W 14	10	59,203	TgS	B.Starr	
O 4	Minnesota Vikings (GB)	L 23	24	42,327	CiS	B.Starr	52
O 11	San Francisco 49ers (Milw)	W 24	14	47,380	CoS	B.Starr	43
O 18	@ Baltimore Colts	L 21	24	60,213	BMS	B.Starr	
O 25	Los Angeles Rams (Milw)	L 17	27	47,617	CoS	B.Starr	75
N 1	@ Minnesota Vikings	W 42	13	44,278	Met	B.Starr	58
N 8	Detroit Lions (GB)	W 30	7	42,327	CiS	B.Starr	50
N 15	@ San Francisco 49ers	L 14	24	38,483	KS	B.Starr	50
N 22	Cleveland Browns (Milw)	W 28	21	48,065	CoS	B.Starr	25
N 29	@ Dallas Cowboys	W 45	21	44,975	CB	B.Starr	64
D 5	@ Chicago Bears	W 17	3	43,636	Wf	B.Starr	28
D 13	@ Los Angeles Rams	T 24	24	40,735	LAC	B.Starr	62
		342	245	643,893			

Home: 4-3 (312,370) **Away:** 4-2-1 (331,523)

Playoff Bowl

*J 3 St. Louis Cardinals (@ Miami) .L 17 24 56,218

	GB	Opp
Total First Downs	250	197
Rushing	133	95
Passing	106	91
Penalty	11	11
Total Net Yards	4381	3179
Avg. Per Game	312.9	227.1
Total Plays	863	780
Avg. Per Play	5.1	4.1
Net Yards Rushing	2276	1532
Avg. Per Game	162.6	109.4
Total Rushes	495	417
Net Yards Passing	2105	1647
Avg. Per Game	150.4	117.6
Sacked/Yards Lost	47/369	45/333
Gross Yards	2474	1980
Att./Completions	321/186	318/173
Completion Pct.	57.9	54.4
Had Intercepted	6	16
Punts/Average	56/42.2	72/43.5
Net Punting Avg.	56/33.0	72/36.2
Penalties/Yards	50/576	56/521
Fumbles/Ball Lost	25/17	34/25
Touchdowns	44	30
Rushing	23	15
Passing	16	11
Returns	5	4

By Quarter	Q1	Q2	Q3	Q4	OT	Pts
Packers	63	132	65	82	0	342
Opponents	49	92	57	47	0	245

Primary Starters

LE	M.McGee	LE	W.Davis
LT	N.Masters	LT	R.Kostelnik
LG	F.Thurston		D.Hanner
C	B.Skoronski	RT	H.Jordan
	*K.Bowman	RE	L.Aldridge
RG	D.Grimm	LLB	D.Curie
RT	F.Gregg	MLB	R.Nitschke
RE	R.Kramer	RLB	L.Caffey
QB	B.Starr	LH	H.Adderley
HB	P.Hornung	RH	J.Whittenton
HB	B.Dowler	LS	*T.Brown
FB	J.Taylor	RS	W.Wood

	Rushing	No	Yds	Avg	Long	TD
Taylor	235	1169	5.0	84t	12	
Hornung	103	415	4.0	40	5	
Moore	102	371	3.6	35	2	
Starr	24	165	6.9	28	3	
Pitts	27	127	4.7	27	1	
Norton	1	24	24.0	24	0	
*Crutcher	1	5	5.0	5	0	
Bratkowski	2	0	0.0	0	0	
Packers	495	2276	4.6	84t	23	
Opponents	417	1532	3.7	53t	15	

Western Conf.	W	L	T	Pct	Pts	OP
Baltimore	12	2	0	85.7	428	225
Green Bay	8	5	1	.615	342	245
Minnesota	8	5	1	61.5	355	296
Detroit	7	5	2	58.3	280	260
L.A. Rams	5	7	2	41.7	283	339
Chicago	5	9	0	35.7	260	379
San Francisco	4	10	0	28.6	236	330

	Receiving	No	Yds	Avg	Long	TD
Dowler	45	623	13.8	50t	5	
Taylor	38	354	9.3	35t	3	
R.Kramer	34	551	16.2	55	0	
McGee	31	592	19.1	55	6	
Moore	17	140	8.2	33t	2	
Hornung	9	98	10.9	40	0	
Pitts	6	38	6.3	22	0	
Fleming	4	36	9.0	10	0	
Jeter	1	23	23.0	23	0	
*Long	1	19	19.0	19	0	
Packers	186	2474	13.3	73	16	
Opponents	173	1980	11.4	95t	11	

* - rookie

Scoring	TD	Ru	Pa	Rt	PAT	FG	S	Pts
Hornung	5	5	0	0	41/43	12/38	0	107
Taylor	15	12	3	0	0	0	0	90
McGee	7	0	6	1	0	0	0	42
Dowler	5	0	5	0	0	0	0	30
Moore	4	2	2	0	0	0	0	24
Starr	3	3	0	0	0	0	0	18
Pitts	2	1	0	1	0	0	0	12
Wood	1	0	0	1	1/1	0/1	0	7
Aldridge	1	0	0	1	0	0	0	6
Jordan	1	0	0	1	0	0	0	6
Packers	44	23	16	5	42/44	12/39	0	342
Opponents	30	15	11	4	29/30	12/23	0	245

Field Goals	1-19	20-29	30-39	40-49	50+
Hornung	3/7	5/9	1/10	2/11	0/10
Wood	0/0	0/0	0/1	0/0	0/0
Packers	3/7	5/9	1/11	2/11	1/10
Opponents	2/2	2/3	3/4	5/10	0/4
Hornung: (42N,52G,29G,29B,20G)(32N,46N)(20G)(15N,36B,21G)(46N,43N,17N,33N,46B)(21N,12G,36B)(45N)(40G,19G,41N,34G)(43N,38N,34B,17N)(37N)(25G,29N)(38N,9G,33N)(28B,43N,13N,40G)					
Wood: (0000)(32N)0000000000					
Opponents: (8G,36G)(46N,45N)(45G,53N)(27G)(49N)(54N,40G,21N,47N)(37G,43G)(44N,16G,43G)(54N,49G)(52N)(36N,31G)(27G)					

	Interceptions	No	Yds	Avg	Long	TD
Adderley	4	56	14.0	35	0	
Wood	3	73	24.3	42t	1	
Nitschke	2	36	18.0	29	0	
Currie	2	11	5.5	10	0	
Caffey	1	44	44.0	44	0	
*Brown	1	30	30.0	30	0	
Gremminger	1	13	13.0	13	0	
*Hart	1	0	0.0	0	0	
Whittenton	1	0	0.0	0	0	
Packers	16	263	16.4	44	1	
Opponents	6	58	9.7	23	0	

	Punting	No	Yds	Avg	TB	In	Lg	B
Norton	56	2365	42.2	6	-	61	0	
Packers	56	2365	42.2	6	-	61	0	
Opponents	72	3131	43.5	4	-	66	0	

	Punt Returns	Ret	FC	Yds	Avg	Long	TD
Wood	19	11	252	13.3	64	0	
Pitts	15	7	191	12.7	65t	1	
Packers	34	18	443	13.0	65t	1	
Opponents	31	9	397	12.8	70t	2	

	Kickoff Returns	No	Yds	Avg	Long	TD
Adderley	19	508	26.7	43	0	
Moore	16	431	26.9	55	0	
*Brown	7	167	23.9	34	0	
*Crutcher	2	54	27.0	37	0	
Caffey	1	0	0.0	0	0	
Packers	45	1160	25.8	55	0	
Opponents	60	1320	22.0	53	0	

	Passing	Att	Cmp	Yds	Cmp%	Yds/Att	TD	5+	Int	Lt%	LG	Sck/Yds	RtnG
Starr	272	163	2144	59.9	7.88	15	5.5	1.5	73	42/323	97.1		
Bratkowski	36	19	277	52.8	7.69	1	2.8	1	2.8	33t	5/46	75.8	
Hornung	10	3	25	30.0	2.50	0	0.0	1	10.0	10	0/0	0.0	
Moore	3	1	28	33.3	9.33	0	0.0	0	0.0	28	0/0	68.8	
Packers	321	186	2474	57.9	7.71	16	5.0	6	1.9	73	47/369	91.3	
Opponents	318	173	1980	54.4	6.23	11	3.5	16	5.0	95t	45/333	63.9	

COMMUNITY

ADMIN. & COACHES

VETERANS

DRAFT & FREE AGENTS

2020 REVIEW

1964

LAMBEAU FIELD

MISC.

1965 10-3-1, .769, FIRST (TIE), WESTERN CONFERENCE

Head Coach: Vince Lombardi		GB	Opp	Attend	Site	Starting QB	Temp
S 19	@ Pittsburgh Steelers	W	41	9	38,383	PS	B.Starr 90
S 26	Baltimore Colts (Milw)	W	20	17	48,130	CoS	B.Starr 43
O 3	Chicago Bears (GB)	W	23	14	50,852	LF	B.Starr 53
O 10	San Francisco 49ers (GB)	W	27	10	50,852	LF	B.Starr 60
O 17	@ Detroit Lions	W	31	21	56,712	TgS	B.Starr 56
O 24	Dallas Cowboys (Milw)	W	13	3	48,311	CoS	B.Starr 41
O 31	@ Chicago Bears	L	10	31	45,664	WF	B.Starr 59
N 7	Detroit Lions (GB)	L	7	12	50,852	LF	B.Starr 44
N 14	Los Angeles Rams (Milw)	W	6	3	48,485	CoS	B.Starr 33
N 21	@ Minnesota Vikings	W	38	13	47,426	Met	B.Starr 37
N 28	@ Los Angeles Rams	L	10	21	39,733	LAC	B.Starr 70
D 5	Minnesota Vikings (GB)	W	24	19	50,852	LF	B.Starr 40
D 12	@ Baltimore Colts	W	42	27	60,238	BMS	B.Starr 70
D 19	@ San Francisco 49ers	T	24	24	45,710	KS	B.Starr 50

316 224 682,200

Home: 6-1 (348,334) **Away:** 4-2-1 (333,866)

Western Conference Championship

D 26 Baltimore Colts (GB)W 13 10 50,484 LF B.Starr 32

NFL Championship

J 2 Cleveland Browns (GB)W 23 12 50,777 LF B.Starr 33

+ — sudden death

Total First Downs	GB	Opp
Rushing	201	240
Passing	85	115
Penalty	103	111
.....	13	14
Total Net Yards	3601	3969
Avg. Per Game	257.2	283.5
Total Plays	781	907
Avg. Per Play	4.6	4.4
Net Yards Rushing	1488	1988
Avg. Per Game	106.3	142.0
Total Rushes	432	480
Net Yards Passing	2113	1981
Avg. Per Game	150.9	141.5
Sacked/Yards Lost	43/395	44/335
Gross Yards	2508	2316
Att./Completions	306/166	383/187
Completion Pct.	54.2	48.8
Had Intercepted	14	27
Punts/Average	74/42.1	60/42.1
Net Punting Avg.	74/35.5	60/39.3
Penalties/Yards	48/529	67/677
Fumbles/Ball Lost	18/12	37/23
Touchdowns	38	22
Rushing	14	10
Passing	19	11
Returns	5	1

By Quarter	Q1	Q2	Q3	Q4	OT	Pts
Packers	65	66	82	103	0	316
Opponents	40	85	37	62	0	224

Rushing	No	Yds	Avg	Long	TD
Taylor	207	734	3.5	35	4
Hornung	89	299	3.4	17	5
Starr	18	169	9.4	38	1
Moore	51	124	2.4	13	0
Pitts	54	122	2.3	12	4
Chandler	1	27	27.0	27	0
*Coffey	3	12	4.0	10	0
*Jacobs	3	5	1.7	2	0
Bratkowski	4	-1	-0.3	1	0
*Clairidge	2	-3	-1.5	1	0
Packers	432	1488	3.4	38	14
Opponents	480	1988	4.1	43	10

Western Conf.	W	L	T	Pct	Pts	OP
Green Bay	10	3	1	.769	316	224
Baltimore	10	3	1	.769	389	284
Chicago	9	5	0	.643	409	275
San Francisco	7	6	1	.538	421	402
Minnesota	7	7	0	.500	383	403
Detroit	6	7	1	.462	257	295
L.A. Rams	4	10	0	.286	269	328

Receiving	No	Yds	Avg	Long	TD
Dowler	44	610	13.9	471	4
Dale	20	382	19.1	771	2
Taylor	20	207	10.4	41	0
Hornung	19	336	17.7	65	3
Fleming	14	141	10.1	311	2
Long	13	304	23.4	621	4
Pitts	11	182	16.5	801	1
McGee	10	154	15.4	371	1
Anderson	8	105	13.1	271	1
Moore	7	87	12.4	311	1
Packers	166	2508	15.1	801	19
Opponents	187	2316	12.4	651	11

* — rookie

Scoring	TD	Ru	Pa	Rt	PAT	FG	S	PTS
Chandler	0	0	0	0	37/38	17/26	0	88
Hornung	8	5	3	0			0	48
Pitts	5	4	1	0			0	30
Dowler	4	0	4	0			0	24
Long	4	0	4	0			0	24
Taylor	4	4	0	0			0	24
Adderley	3	0	0	3			0	18
Dale	2	0	2	0			0	12
Fleming	2	0	2	0			0	12
Anderson	1	0	1	0			0	6
Caffey	1	0	0	1			0	6
Hart	1	0	0	1			0	6
McGee	1	0	1	0			0	6
Moore	1	0	1	0			0	6
Starr	1	1	0	0			0	6

Packers 38 14 19 5 37/38 17/26 0 316
Opponents 22 10 11 1 22/22 22/33 0 224

Field Goals	1-19	20-29	30-39	40-49	50+
Chandler	7/9	4/5	2/3	4/8	0/1
Packers	7/9	4/5	2/3	4/8	0/1
Opponents	2/4	9/10	6/7	4/8	1/4

Chandler: (33N,9G,19G)(43N,19G,41G)
 (16G)(18G,24G)(49G)(44G,22G)(45N,43G)(
 (0N,0N,22G,7G)(36G)(14G,45N)(25G,27N)(
 (50N,41N,31G)
Opponents: (21G,34G,32G)(26G,46N,38N)
)(29N,52N,39G)(50N)(20G)(46N,24G)
 (13G)(0N,0N,35G)(34G,27G)(26G,49G,
 43G,42N,41G)(25G,36G,53G,59N,23G)
 (14G,45G,49N)(21G)

Interceptions	No	Yds	Avg	Long	TD
Adderley	6	175	29.2	441	3
Wood	6	65	10.8	28	0
Hart	4	29	7.3	24	0
Robinson	3	141	47.0	87	0
Brown	3	42	14.0	27	0
Caffey	1	42	42.0	421	1
Davis	1	21	21.0	21	0
Jeter	1	21	21.0	21	0
Nitschke	1	21	21.0	21	0
Crutcher	1	4	4.0	4	0

Packers27 561 20.8 87 4
Opponents14 209 14.9 361 1

Punting	No	Yds	Avg	TB	In	Lg	B
Chandler	74	3176	42.9	13			- 90
Packers	74	3176	42.9	13			- 90
Opponents	60	2523	42.1	5			- 63

Punt Returns	Ret	FC	Yds	Avg	Long	TD
Wood	13	10	38	2.9	14	0
Pitts	8	6	27	3.4	12	0
Adderley	1	0	0	0.0	0	0
Brown	0	1	0	0.0	0	0
Packers	22	17	65	3.0	14	0
Opponents	36	11	290	8.1	62	0

Kickoff Returns	No	Yds	Avg	Long	TD
Pitts	20	396	19.8	29	0
Moore	15	361	24.1	52	0
Adderley	10	221	22.1	33	0
Crutcher	3	53	17.7	21	0
*Coffey	1	9	9.0	9	0
Grimm	1	0	0.0	0	0
Packers	50	1040	20.8	52	0
Opponents	52	1216	23.4	68	0

Primary Starters

LE	B.Dowler	LE	W.Davis
LT	B.Skoronski	LT	R.Kostelnik
LG	F.Gregg	RT	H.Jordan
C	K.Bowman	RE	L.Aldridge
RG	J.Kramer	MLB	D.Robinson
RT	S.Wright	LLB	R.Nitschke
RE	M.Fleming	RLB	L.Caffey
FL	C.Dale	LH	H.Adderley
QB	B.Starr	RH	D.Hart
HB	P.Hornung	LS	W.Wood
FB	J.Taylor	RS	T.Brown

Passing	Att	Cmp	Yds	Cmp%	Yds/Att	TD%	Int%	LG	Sck/Yds	Rtng
Starr	251	140	2055	55.8	8.19	16	6.4	9	3.6	771
Bratkowski	48	21	348	43.8	7.25	3	6.3	4	8.3	801
Hornung	2	1	19	50.0	9.50	0	0.0	1	50.0	19
Moore	2	2	22	100.0	11.00	0	0.0	0	0.0	13
Pitts	2	1	51	50.0	25.50	0	0.0	0	0.0	51
*Clairidge	1	1	13	100.0	13.00	0	0.0	0	0.0	13
Packers	306	166	2508	54.2	8.20	19	6.2	14	4.6	801
Opponents	383	187	2316	48.8	6.05	11	2.9	27	7.0	651

COMMUNITY

ADMIN. & COACHES

VETERANS

DRAFT & FREE AGENTS

2020 REVIEW

1965

LAMBEAU FIELD

MISC.

12-2-0, .857, FIRST, WESTERN CONFERENCE 1966

Head Coach: Vince Lombardi

	GB	Opp	Attend	Site	Starting QB	Temp	
S 10	Baltimore Colts (Milw)	W 24	3	48,650	CoS	B.Starr	63
S 18	@ Cleveland Browns	W 21	20	83,943	CMS	B.Starr	72
S 25	Los Angeles Rams (GB)	W 24	13	50,861	LF	B.Starr	58
O 2	Detroit Lions (GB)	W 23	14	50,861	LF	B.Starr	56
O 9	@ San Francisco 49ers	L 20	21	39,290	KS	B.Starr	82
O 16	@ Chicago Bears	W 17	0	48,573	WF	B.Starr	47
O 23	Atlanta Falcons (Milw)	W 56	3	48,623	CoS	B.Starr	55
O 30	@ Detroit Lions	W 31	7	56,954	TgS	B.Starr	44
N 6	Minnesota Vikings (GB)	L 17	20	50,861	LF	B.Starr	45
N 20	Chicago Bears (GB)	W 13	6	50,861	LF	B.Starr	34
N 27	@ Minnesota Vikings	W 28	16	47,426	Met	B.Starr	33
D 4	San Francisco 49ers (Milw)	W 20	7	48,275	CoS	B.Starr	27
D 10	@ Baltimore Colts	W 14	10	60,238	BMS	B.Starr	
D 18	@ Los Angeles Rams	W 27	23	72,416	LAC	Z.Bratkowski	72
			335	163	758,282		

Home: 6-1 (349,442) **Away:** 6-1 (408,840)

NFL Championship

J 1 @ Dallas Cowboys W 34 27 74,152 CB B.Starr 52

AFL-NFL World Championship (Super Bowl I)

J 15 Kansas City Chiefs (@ L.A.) . W 35 10 61,946 LAC B.Starr 72

	GB	Opp	Rushing	No	Yds	Avg	Long	TD
Total First Downs	231	211	Taylor	204	705	3.5	19	4
Rushing.....	98	90	Pitts	115	393	3.4	20	7
Passing.....	115	106	Hornung	76	200	2.6	9	2
Penalty.....	18	15	*Grabowski	29	127	4.4	36t	1
Total Net Yards	4275	3603	Starr	21	104	5.0	21	2
Avg. Per Game.....	305.4	257.4	*D.Anderson	25	104	4.2	15	2
Total Plays.....	824	883	Chandler	1	33	33.0	33	0
Avg. Per Play.....	5.2	4.1	Bratkowski	4	7	1.8	4	0
Net Yards Rushing	1673	1644	Packers ...	475	1673	3.5	36t	18
Avg. Per Game.....	119.5	117.4	Opponents.	446	1644	3.7	38	9
Total Rushes.....	475	446						
Net Yards Passing	2602	1959						
Avg. Per Game.....	185.9	139.9						
Sacked/Yards Lost... 31/229	47/357							
Gross Yards.....	2831	2316						
Att./Completions ... 318/193	390/202							
Completion Pct.....	60.7	51.8						
Had Intercepted.....	5	28						
Punts/Average	62/41.0	69/41.3						
Net Punting Avg.....	62/36.6	69/36.7						
Penalties/Yards	57/544	67/745						
Fumbles/Ball Lost ...	23/19	26/14						
Touchdowns	43	17						
Rushing.....	18	9						
Passing.....	18	7						
Returns.....	7	1						

Western Conf.	W	L	T	Pct	Pts	OP
Green Bay	12	2	0	.857	335	163
Baltimore.....	9	5	0	.643	314	226
L.A. Rams.....	8	6	0	.571	289	212
San Francisco... 6	6	2	.500	320	325	
Chicago.....	5	7	.2	.471	234	272
Detroit.....	4	9	1	.308	206	317
Minnesota.....	4	9	1	.308	292	304

	No	Yds	Avg	Long	TD
Receiving	41	331	8.1	21	2
Taylor.....	37	876	23.7	83t	7
Dale.....	31	361	11.6	53t	2
Fleming.....	29	392	13.5	40	0
Dowler.....	26	460	17.7	80t	3
Hornung.....	14	192	13.7	44t	3
McGee.....	4	91	22.8	39	1
*Grabowski..... 4	13	3.3	7	0	0
Long.....	3	68	22.7	42	0
*D.Anderson... 2	33	16.5	22	0	0
B.Anderson... 2	14	7.0	8	0	0
Packers	193	2831	14.7	83t	18
Opponents	202	2316	11.5	65t	7

	No	Yds	Avg	Long	TD
Punting	60	2452	40.9	5	- 58
Chandler.....	60	2452	40.9	5	- 58
*D.Anderson... 2	89	44.5	0	- 49	0
Packers	62	2541	41.0	5	- 58
Opponents	69	2850	41.3	5	- 58

	Ret	FC	Yds	Avg	Long	TD
Punt Returns	37	15	215	5.8	77t	1
Wood.....	22	9	82	3.7	13	0
Pitts.....	7	4	9	1.3	6	0
*D.Anderson... 6	1	124	20.7	77t	1	0
T.Brown.....	2	1	0	0.0	0	0
Packers	37	15	215	5.8	77t	1
Opponents	30	15	171	5.7	29	0

	No	Yds	Avg	Long	TD
Kickoff Returns	23	533	23.2	61	0
*D.Anderson... 23	533	23.2	61	0	0
Adderley..... 14	320	22.9	65	0	0
*Vandersea... 3	50	16.7	21	0	0
Pitts..... 1	0	0.0	0	0	0
Wood..... 1	0	0.0	0	0	0
Packers	42	903	21.5	65	0
Opponents	52	1213	23.3	51	0

* - rookie

Primary Starters

LE M.Fleming	LE W.Davis
LT B.Skoronski	LT R.Kostelnik
LG F.Thurston	RT H.Jordan
C B.Curry	RE L.Aldridge
RG J.Kramer	LLB D.Robinson
RT F.Gregg	MLB R.Nitschke
RE C.Dale	RLB L.Caffey
FL B.Dowler	LH H.Adderley
QB B.Starr	RH B.Jeter
HB P.Hornung	LS W.Wood
	E.Pitts
FB J.Taylor	RS T.Brown

Passing	Att	Cmp	Yds	Cmp%	Yds/Att	TD	TD%	Int	Int%	LG	ScK/Yds	Rtng
Starr.....	251	156	2257	62.2	8.99	14	5.6	3	1.2	83t	26/183	105.0
Bratkowski... 64	36	569	56.3	8.89	4	6.3	2	3.1	7.4	5/46	93.8	
Pitts.....	2	0	0.0	0.0	0.0	0	0.0	0	0.0	0	0/0	39.6
Hornung.....	1	1	5	100.0	5.00	0	0.0	0	0.0	5	0/0	87.5
Packers	318	193	2831	60.7	8.90	18	5.7	5	1.6	83t	31/229	102.1
Opponents	390	202	2316	51.8	5.94	7	1.8	28	7.2	65t	47/357	46.1

COMMUNITY

ADMIN. & COACHES

VETERANS

DRAFT & FREE AGENTS

2020 REVIEW

1966

LAMBEAU FIELD

MISC.

1967

9-4-1, .692, FIRST, NFL CENTRAL

Head Coach:		GB	Opp	Attend	Site	Starting QB	Temp	
S 17	Detroit Lions (GB)	T	17	50,861	LF	B.Starr	78	
S 24	Chicago Bears (GB)	W	13	50,861	LF	B.Starr	58	
O 1	Atlanta Falcons (Milw)	W	23	49,467	CoS	B.Starr	69	
O 8	@ Detroit Lions	W	27	57,877	TgS	Z.Bratkowski	58	
O 15	Minnesota Vikings (Milw)	L	7	10	49,601	CoS	Z.Bratkowski	58
O 22	@ New York Giants	W	48	21	62,585	YS	B.Starr	58
O 30	@ St. Louis Cardinals	W	31	23	49,792	BuS	B.Starr	54
N 5	@ Baltimore Colts	L	10	13	60,238	BMS	B.Starr	44
N 12	Cleveland Browns (Milw)	W	55	7	50,074	CoS	B.Starr	42
N 19	San Francisco 49ers (GB)	W	13	0	50,861	LF	B.Starr	31
N 26	@ Chicago Bears	W	17	13	47,513	WF	B.Starr	45
D 3	@ Minnesota Vikings	W	30	27	47,693	Met	B.Starr	43
D 9	@ Los Angeles Rams	L	24	27	76,637	LAC	B.Starr	64
D 17	Pittsburgh Steelers (GB)	L	17	24	50,861	LF	B.Starr	34
		332 209		754,921				

Home: 4-2-1 (352,586) Away: 5-2 (402,335)

Western Conference Championship

D 23	Los Angeles Rams (Milw)	W	28	7	49,861	CoS	B.Starr	20
------	-------------------------	---	----	---	--------	-----	---------	----

NFL Championship

D 31	Dallas Cowboys (GB)	W	21	17	50,861	LF	B.Starr	-13
------	---------------------	---	----	----	--------	----	---------	-----

AFL-NFL World Championship (Super Bowl II)

J 14	Oakland Raiders (@ Miami)	W	33	14	75,546	OB	B.Starr	68
------	---------------------------	---	----	----	--------	----	---------	----

Scoring	TDR	Pa	Rt	PAT	FG	S	PTS
Chandler	0	0	0	39/39	19/29	0	96
Anderson	9	6	3	0	0	0	54
Pitts	6	6	0	0	0	0	36
*Williams	6	1	1	4	0	0	36
Dale	5	0	5	0	0	0	30
Dowler	4	0	4	0	0	0	24
Grabowski	3	2	1	0	0	0	18
Wilson	2	2	0	0	0	0	12
Adderley	1	0	0	1	0	0	6
Fleming	1	0	1	0	0	0	6
Mercein	1	1	0	0	0	0	6
Nitschke	1	0	0	1	0	0	6
Davis	0	0	0	0	0	1	2
Packers	39	18	15	6	39/39	19/29	332
Opponents	24	7	13	4	23/24	14/28	209

Field Goals 1-19 20-29 30-39 40-49 50+

Chandler	...	2/2	6/8	7/8	4/11	0/0
Packers	...	2/2	6/8	7/8	4/11	0/0
Opponents	...	6/6	6/6	1/6	1/8	0/2

Chandler: (28G)(20G,46G)(25N,45B,46N,46N)(32G,16G)(34N)(21G,36G)(43G)(42N,49G)(24G,30G)(40N,41G,26G)(38G,42N,27B)(30G,34G,19G)(41N,32G)(25G)

Opponents: (45B,37N,47G)(49N,22G)(47N,52N)(38G)(12G)(40N)(39N,12G,22G,8G)(57B,32N)(38N,34N,43N)(10G,15G)(24G,27G)(46B,23G,16G)(41N,27G)

Opponents:	Int	Yds	Av	Long	TD
Jeter	8	78	9.8	25	0
Wood	4	60	15.0	25	0
Adderley	4	16	4.0	12t	1
Robinson	4	16	4.0	12	0
Nitschke	3	35	11.7	20	1
Caffey	2	28	14.0	24	0
T.Brown	1	51	51.0	51	0
Packers	26	284	10.9	51	2
Opponents	27	370	13.7	37	3

Punting	No	Yds	Av	TB	In	Lg	B
Anderson	65	2378	36.6	1	-	63	1
Chandler	1	31	31.0	0	-	31	0
Packers	66	2409	36.5	1	-	63	1
Opponents	75	3119	41.6	4	-	78	0

Punt Returns	Ret	FC	Yds	Av	Long	TD
Wood	12	6	3	0.3	8	0
Anderson	9	3	98	10.9	43	0
T.Brown	9	1	40	4.4	12	0
Pitts	9	3	16	1.8	10	0
Packers	39	13	157	4.0	43	0
Opponents	13	27	22	1.7	10	0

Kickoff Returns	No	Yds	Av	Long	TD
*Williams	18	739	41.1	104t	4
Anderson	11	226	20.5	30	0
Adderley	10	207	20.7	37	0
Crutcher	3	48	16.0	23	0
A.Brown	1	13	13.0	13	0
Hart	1	8	8.0	8	0
Robinson	1	0	0.0	0	0
Wood	1	0	0.0	0	0
Packers	46	1241	27.0	104t	4
Opponents	59	1276	21.6	50	0

	GB	Opp	Rushing	No	Yds	Av	Long	TD
Total First Downs	243	183	Grabowski	120	466	3.9	24	2
Rushing	115	98	Wilson	103	453	4.4	40	2
Passing	112	78	Anderson	97	402	4.1	40	6
Penalty	16	7	Pitts	77	247	3.2	30	6
Total Net Yards	4279	3300	*Williams	35	188	5.4	37	1
Av. Per Game	305.6	235.7	Starr	21	90	4.3	23	0
Total Plays	846	809	Mercein	14	56	4.0	15	1
Av. Per Play	5.1	4.1	Dale	1	9	9.0	9	0
Net Yards Rushing	1915	1923	Bratowski	5	6	1.2	4	0
Av. Per Game	136.8	137.4	Horn	1	-2	-2.0	-2	0
Total Rushes	474	443	Packers	474	1915	4.0	40	18
Net Yards Passing	2364	1377	Opponents	443	1923	4.3	59t	7
Av. Per Game	168.9	98.4						

Sacked/Yards Lost	41/394	29/267
Gross Yards	2758	1644
Att./Completions	331/182	337/155
Completion Pct.	55.0	46.0
Had Intercepted	27	26
Punts/Average	66/36.5	75/41.6
Net Punting Av.	66/35.9	75/38.4
Penalties/Yards	55/4851	55/4852
Fumbles/Ball Lost	19/10	23/14
Touchdowns	39	24
Rushing	18	7
Passing	15	13
Returns	6	4

By Quarter	Q1	Q2	Q3	Q4	OT	PTS
Packers	76	93	53	110	0	332
Opponents	40	69	30	70	0	209

NFL Central	W	L	T	Pct	PTS	OP
Green Bay	9	4	1	.692	332	209
Chicago	7	6	1	.538	239	218
Detroit	5	7	2	.417	260	259
Minnesota	3	8	3	.273	233	294

Receiving	No	Yds	Av	Long	TD
Dowler	54	836	15.5	57t	4
Dale	35	738	21.1	86t	5
Anderson	22	331	15.0	37	3
Pitts	15	210	14.0	84	0
Wilson	14	88	6.3	21	0
Grabowski	12	171	14.3	53	1
Fleming	10	126	12.6	19	1
Long	8	96	12.0	21	0
*Williams	5	80	16.0	29t	1
A.Brown	3	43	14.3	17	0
McGee	3	33	11.0	13	0
Mercein	1	6	6.0	6	0
Packers	182	2758	15.2	86t	15
Opponents	155	1644	10.6	49t	13

* - rookie

Primary Starters

LE	B.Dowler	RE	L.Aldridge	
LT	B.Skoronski	LE	W.Davis	
LG	G.Gillingham	RT	H.Jordan	
C	K.Bowman	LT	R.Kostelnik	
		*B.Hyland	RLB	L.Caffey
RG	J.Kramer	LLB	D.Robinson	
RT	F.Gregg	MLB	R.Nitschke	
RE	M.Fleming	LH	H.Adderley	
FL	C.Dale	RH	B.Jeter	
QB	B.Starr	LS	T.Brown	
RB	E.Pitts	RS	W.Wood	
	D.Anderson			
FB	J.Grabowski			
	B.Wilson			

Passing	Att	Cmp	Yds	Cmp%	Yds/Att	TD	TD%	Int	Int%	LG	Sck/Yds	Rtg
Starr	210	115	1823	54.8	8.68	9	4.3	17	8.1	84	34/322	64.4
Bratowski	94	53	724	56.4	7.70	5	5.3	9	9.6	86t	6/64	59.3
*Horn	24	12	171	50.0	7.13	1	4.2	1	4.2	29t	1/8	70.0
Anderson	2	1	19	50.0	9.50	0	0.0	0	0.0	19	0/0	83.3
Pitts	1	1	21	100.0	21.00	0	0.0	0	0.0	21	0/0	118.8
Packers	331	182	2758	55.0	8.33	15	4.5	27	8.2	86t	41/394	63.7
Opponents	337	155	1644	46.0	4.88	13	3.9	26	7.7	49t	29/267	41.5

COMMUNITY

ADMIN & COACHES

VETERANS

DRAFT & FREE AGENTS

2020 REVIEW

1967

LAMBEAU FIELD

MISC.

Head Coach: Phil Bengtson
S 15 Philadelphia Eagles (GB)
S 22 Minnesota Vikings (Milw)
S 29 Detroit Lions (GB)
O 6 @ Atlanta Falcons
O 13 Los Angeles Rams (Milw)
O 20 @ Detroit Lions
O 28 @ Dallas Cowboys
N 3 Chicago Bears (GB)
N 10 @ Minnesota Vikings
N 17 New Orleans Saints (Milw)
N 24 @ Washington Redskins
D 1 @ San Francisco 49ers
D 7 Baltimore Colts (GB)
D 15 @ Chicago Bears

Home: 2-5 (352,080) Away: 4-2-1 (382,674)

Table with columns: GB, Opp, Rushing, No, Yds, Avg, Long, TD. Rows include Total First Downs, Rushing, Passing, Penalty, Total Net Yards, Avg. Per Game, Total Plays, Avg. Per Play, Net Yards Rushing, Avg. Per Game, Total Rushes, Net Yards Passing, Avg. Per Game, Sacked/Yards Lost, Gross Yards, Att./Completions, Completion Pct., Had Intercepted, Punts/Average, Net Punting Avg., Penalties/Yards, Fumbles/Ball Lost, Touchdowns, Rushing, Passing, Returns.

By Quarter Q1 Q2 Q3 Q4 OT Pts
Packers 68 61 95 57 0 281
Opponents 55 69 40 63 0 227

Table with columns: NFL Central, W, L, T, Pct, Pts, OP. Rows include Minnesota, Chicago, Green Bay, Detroit.

Table with columns: Receiving, No, Yds, Avg, Long, TD. Rows include Dowler, Dale, Anderson, Fleming, Grabowski, Pitts, James, Williams, Mercein, Packers, Opponents.

Table with columns: Receiving, No, Yds, Avg, Long, TD. Rows include Dowler, Dale, Anderson, Fleming, Grabowski, Pitts, James, Williams, Mercein, Packers, Opponents.

Scoring TD Ru Pa Rt PAT FG S PTS
Dale 8 0 8 0 0 48
Anderson 6 5 1 0 0 36
Dowler 6 0 6 0 0 36
Mercer 0 0 0 0 12/14 7/12 0 33
Grabowski 4 3 1 0 0 24
Kramer 0 0 0 0 9/10 4/9 0 21
Mercein 1 1 0 0 7/7 2/5 0 19
Fleming 3 0 3 0 0 18
T.Brown 2 0 2 0 2 12
James 2 0 2 0 0 12
Pitts 2 2 0 0 0 12
Starr 1 1 0 0 0 6
*Mann 0 0 0 0 4/4 0/3 0 4
Packers 35 12 21 2 32/35 13/29 0 281
Opponents 25 11 14 0 24/25 17/26 1 227

Field Goals 1-19 20-29 30-39 40-49 50+
Mercer 0/0 2/4 2/3 3/5 0/0
Kramer 1/1 1/3 2/3 0/1 0/1
Mercein 1/1 1/2 0/0 0/2 0/0
*Mann 0/0 0/1 0/1 0/1 0/0
Packers 2/2 4/10 4/7 3/9 0/1
Opponents .7/8 6/7 3/4 1/7 0/0
Mercer: (0)(0)(0)(0)(0)(24N,32G)(30B,35G)
(27B,29G,27G)(44G,44G)(45G)(41N,44B)
Kramer: (17G,22G,35G)(21N,52N,38G)
(20N,34N,41N)(0)(0)(0)(0)(0)(0)(0)
Mercein: (0)(0)(45N,21G)(0)(40N)(22N,19G)
(0)(0)(0)(0)
Mann: (0)(0)(0)(0)(37N)(29N,44N)(0)(0)(0)(0)
Opponents: (27G,17G)(49N,29G)(40N,30G)
(0)(19N,22G,26G,27G)(0)(16G,47N)
(29B,10G,43G)(34N)(0)(42N,46N,37G,13G)
(47N,37G,15G,15G)(14G,26G)

Interceptions No Yds Avg Long TD
T.Brown 4 66 16.5 25 0
Jeter 3 35 11.7 29 0
Adderley 3 27 9.0 17 0
Wood 2 54 27.0 35 0
Nitschke 2 20 10.0 11 0
Robinson 2 18 9.0 18 0
Hart 1 24 24.0 24 0
Packers 17 244 14.4 35 0
Opponents 15 150 10.0 36 0

Punting No Yds Avg TB In Lg B
Anderson 59 2359 40.0 3 - 65 0
Packers 59 2359 40.0 3 - 65 0
Opponents 77 3049 39.6 6 - 62 0

Punt Returns Ret FC Yds Avg Long TD
Wood 26 11 126 4.8 16 0
T.Brown 16 5 111 6.9 52t 1
Pitts 1 1 1 1.0 1 0
Packers 43 17 238 5.5 52t 1
Opponents 19 20 66 3.5 16 0

Kickoff Returns No Yds Avg Long TD
Williams 28 599 21.4 60 0
Adderley 14 331 23.6 50 0
Pitts 2 40 20.0 27 0
Robinson 2 29 14.5 19 0
Vandersea 1 8 8.0 8 0
*Winkler 1 0 0.0 0 0
Packers 48 1007 21.0 60 0
Opponents 56 1211 21.6 46 0

Primary Starters
E B.Dowler LE W.Davis
LT B.Skoronski LT R.Kostelnik
LG G.Gillingham RT H.Jordan
C K.Bowman RE L.Aldridge
RG J.Kramer LLB D.Robinson
RT F.Gregg MLB R.Nitschke
TE M.Fleming RLB L.Caffey
FL C.Dale LCB H.Adderley
QB B.Starr RCB B.Jeter
HB D.Anderson SS T.Brown
HB J.Grabowski FS W.Wood

Passing Att Cmp Yds Cmp% Yds/Att TD TD% Int Int% LG Sck/Yds Rtg
Starr 171 109 1617 63.7 9.46 15 8.8 8 4.7 63t 29/261 104.3
Bratkowski 126 68 835 54.0 6.63 3 2.4 7 5.6 72t 11/107 59.5
Horn 16 10 187 62.5 11.69 2 12.5 0 0.0 67t 1/8 142.4
Anderson 3 1 12 33.3 4.00 1 33.3 0 0.0 12t 0/0 86.1
*Stevens 2 0 0 0.00 0 0.0 0 0.0 0 0/0 39.6
Packers 318 188 2651 59.1 8.34 21 6.6 15 4.7 72t 41/376 88.4
Opponents 327 157 2031 48.0 6.21 14 4.3 17 5.2 60t 28/235 60.6

COMMUNITY ADMIN. & COACHES VETERANS DRAFT & FREE AGENTS 2020 REVIEW 1968 LANBREAU FIELD MISC.

6-8-0, .429, THIRD, NFC CENTRAL 1970

Head Coach:	Phil Bengtson	GB	Opp	Attend	Site	Starting QB	Temp	
S 20	Detroit Lions (GB)	L	0	40	56,263	LF	B.Starr	79
S 27	Atlanta Falcons (GB)	W	27	24	56,263	LF	B.Starr	55
O 4	Minnesota Vikings (Milw)	W	13	10	47,967	CoS	B.Starr	59
O 12	@ San Diego Chargers	W	22	20	53,064	SDS	B.Starr	68
O 18	Los Angeles Rams (GB)	L	21	31	56,263	LF	B.Starr	59
O 25	Philadelphia Eagles (Milw)	W	30	17	48,022	CoS	B.Starr	60
N 1	@ San Francisco 49ers	L	10	26	59,335	KS	B.Starr	68
N 9	Baltimore Colts (Milw)	L	10	13	48,063	CoS	D.Horn	52
N 15	Chicago Bears (GB)	W	20	19	56,263	LF	B.Starr	30
N 22	@ Minnesota Vikings	L	3	10	47,900	Met	B.Starr	16
N 26	@ Dallas Cowboys	L	3	16	67,182	CB	B.Starr	77
D 6	@ Pittsburgh Steelers	W	20	12	46,418	TRS	B.Starr	20
D 13	@ Chicago Bears	L	17	35	44,957	WF	B.Starr	32
D 20	@ Detroit Lions	L	0	20	57,387	TgS	B.Starr	27
				196	293	745,347		

Home: 4-3 (369,104) Away: 2-5 (376,243)

	GB	Opp	Rushing	No	Yds	Avg	Long	TD
Total First Downs	194	202	Anderson	222	853	3.8	54	5
Rushing	.69	88	T.Williams	74	276	3.7	37	1
Passing	.110	102	Grabowski	67	210	3.1	17	1
Penalty	.15	12	Hampton	48	115	2.4	14	0
Third Downs	65/206	59/193	Starr	12	62	5.2	15	1
Efficiency	31.6	30.6	P.Williams	17	44	2.6	4	0
Fourth Downs	0/2	2/4	*Krause	2	13	6.5	12	0
Efficiency	0.0	50.0	Dale	2	9	4.5	8	0
Total Net Yards	3409	4055	*Patrick	2	5	2.5	3	0
Avg. Per Game	243.5	289.6	Horn	5	4	0.8	4	0
Total Plays	847	854	*McGeorge	1	3	3.0	3	0
Avg. Per Play	4.0	4.7	Livingston	1	1	1.0	1	0
Net Yards Rushing	1595	1829	Packers	453	1595	3.5	54	8
Avg. Per Game	113.9	130.9	Opponents	453	1829	4.0	76	14
Total Rushes	453	453						
Net Yards Passing	1814	2226						
Avg. Per Game	129.6	159.0						
Sacked/Yards Lost	43/382	32/270						
Gross Yards	2196	2496						
Att./Completions	351/177	369/177						
Completion Pct.	50.4	48.0						
Had Intercepted	24	20						
Punts/Average	87/40.2	71/40.1						
Net Punting Avg.	87/35.0	71/35.9						
Penalties/Yards	76/691	63/686						
Fumbles/Ball Lost	34/17	29/17						
Touchdowns	22	30						
Rushing	8	14						
Passing	11	13						
Returns	3	3						

By Quarter	Q1	Q2	Q3	Q4	OT	Pts
Packers	51	49	79	62	0	196
Opponents	47	49	23	124	0	293

Receiving	No	Yds	Avg	Long	TD
Dale	49	814	16.6	89t	2
Anderson	36	414	11.5	34	4
Hilton	25	350	14.0	65t	4
Grabowski	19	83	4.4	19	0
Crabowski	16	244	15.3	33t	2
T.Williams	12	127	10.6	55t	1
Hampton	7	23	3.3	12	0
Spilis	6	76	12.7	18	0
P.Williams	3	11	3.7	6	0
*McGeorge	2	32	16.0	16t	2
*Krause	2	22	11.0	11	0
Packers	177	2196	12.4	89t	11
Opponents	177	2496	14.1	87t	13

Passing	Att	Cmp	Yds	Cmp%	Yds/Att	TD	TD%	Int	Int%	LG	Sck/Yds	Rtng
Starr	255	140	1645	54.9	6.45	8	3.1	13	5.1	65t	29/252	63.9
Horn	76	28	428	36.8	5.63	2	2.6	10	13.2	89t	6/59	25.4
*Patrick	14	6	59	42.9	4.21	0	0.0	1	7.1	16	6/55	25.6
Norton	5	3	64	60.0	12.80	1	20.0	0	0.0	29t	2/16	143.8
Anderson	1	0	0	0.0	0.00	0	0.0	0	0.0	0	0/0	39.6
Packers	351	177	2196	50.4	6.26	11	3.1	24	6.8	89t	43/382	52.1
Opponents	369	177	2496	48.0	6.76	13	3.5	20	5.4	87t	32/270	59.4

Primary Starters

WR	C.Dale	LE	B.Brown
LT	F.Peay		C.Williams
LG	B.Lueck	LT	B.Brown
	M.Walker		R.Moore
C	K.Bowman	RT	*M.P.McCoy
RG	G.Gillingham	RE	L.Aldridge
RT	D.Himes	LLB	*J.Carter
TE	J.Hilton		D.Robinson
WR	J.Clancy	MLB	R.Nitschke
	T.Williams	RLB	F.Carr
QB	B.Starr	LCB	*K.Ellis
RB	D.Anderson	RCB	B.Jeter
HB	J.Grabowski	SS	D.Hart
		FS	W.Wood

* — rookie

Scoring	TD	Ru	Pa	Pr	PAT	FG	S	P	S
Livingston	0	0	0	0	19/21	15/28	0	64	
Anderson	5	5	0	0	0	0	0	30	
Hilton	4	0	4	0	0	0	0	24	
Clancy	2	0	2	0	0	0	0	12	
Dale	2	0	2	0	0	0	0	12	
*McGeorge	2	0	2	0	0	0	0	12	
T.Williams	2	1	1	0	0	0	0	12	
Grabowski	1	1	0	0	0	0	0	6	
Hampton	1	0	1	0	0	0	0	6	
Hart	1	0	0	1	0	0	0	6	
*Krause	1	0	0	1	0	0	0	6	
Starr	1	1	0	0	0	0	0	6	
Packers	22	8	11	3	19/21	15/28	0	196	
Opponents	30	14	13	3	29/29	28/42	0	293	

Field Goals	1-19	20-29	30-39	40-49	50+	
Livingston	5/6	6/11	3/7	1/4	0/0	
Packers	5/6	6/11	3/7	1/4	0/0	
Opponents	10/11	7/9	5/6	5/14	1/2	
Livingston:	(1)(44B)(28G,33G)(29N,49N,16G,27G,14G)(28N)(44B,22G,32G,25G)(29B,9G)(39N,31B,20G)(17G,49G)(25N,12N,31N,26G)(19G)(36N)(32G)(25B)					
Opponents:	(47N,22G,14G,43G,47G)(47N,46N,49B,19G)(49N,24G)(47N,16G,39G)(29N,36G)(19B,15G)(12G,24G,41G,36G)(30N,42G,29G)(43N,23G,38G,13G,31G)(29N,25G)(21G,12G,15G)(15G,45G)(44N)(43N,51B,50G,16G)					

Interceptions	No	Yds	Avg	Long	TD
Wood	7	110	15.7	24	0
Hart	3	114	38.0	76t	1
*Ellis	3	69	23.0	60	0
Jeter	3	27	9.0	18	0
Carr	2	45	22.5	28	0
Robinson	2	33	16.5	20	0
Packers	20	398	19.9	76t	1
Opponents	24	421	17.5	70	3

Punting	No	Yds	AVG	TB	In	LG	B
Anderson	81	3302	40.8	6	-	62	0
Livingston	6	199	33.2	0	-	52	0
Packers	87	3501	40.2	6	-	62	0
Opponents	87	2845	40.1	10	-	65	0

Punt Returns	Ret	FC	Yds	Avg	Long	TD
Wood	11	18	58	5.3	12	0
*Ellis	7	0	27	3.9	8	0
T.Williams	4	2	20	5.0	11	0
Harden	2	0	-7	-3.5	0	0
S.Williams	1	0	0	0.0	0	0
Packers	25	20	98	3.9	12	0
Opponents	40	11	338	8.5	65	0

Kickoff Returns	No	Yds	Avg	Long	TD
*Ellis	22	451	20.5	48	0
*Krause	18	513	28.5	100t	1
T.Williams	10	203	20.3	28	0
Hampton	6	188	31.3	101t	1
*M.P.McCoy	3	22	7.3	10	0
Gregg	2	21	10.5	16	0
Himes	1	4	4.0	4	0
P.Williams	1	20	20.0	20	0
Packers	63	1422	22.6	101t	2
Opponents	36	888	24.7	82	0

COMMUNITY
 ADMIN. & COACHES
 VETERANS
 DRAFT & FREE AGENTS
 REVIEW
 1970
 LANBREAU FIELD
 MISC.

Head Coach: Dan Devine
S 17 @ Cleveland Browns
S 24 Oakland Raiders (Milw)
O 1 Dallas Cowboys (Milw)
O 8 Chicago Bears (GB)
O 16 @ Detroit Lions
O 22 Atlanta Falcons (Milw)
O 29 Minnesota Vikings (GB)
N 5 San Francisco 49ers (Milw)
N 12 @ Chicago Bears
N 19 @ Houston Oilers
N 26 @ Washington Redskins
D 3 Detroit Lions (GB)
D 10 @ Minnesota Vikings
D 17 @ New Orleans Saints
GB Opp Attend Site Starting QB Temp
304 226 764,365

Home: 4-3 (368,019) Away: 6-1 (396,346)
NFC Divisional Playoff
D 24 @ Washington Redskins
GB Opp 3 16 53,140 RFK S.Hunter 56

Scoring TD Ru Pa Rt PAT FG S PTS
*Marcol 0 0 0 0 29/29 33/48 0 128
Brockington 9 8 1 0 0 0 54
Hunter 5 5 0 0 0 0 30
Lane 3 3 0 0 0 0 18
Ellis 2 0 2 0 0 0 12
McGeorge 2 0 2 0 0 0 12
Stagers 2 0 1 1 0 0 12
*Buchanon 1 0 0 1 0 0 6
Dale 1 0 1 0 0 0 6
Davis 1 0 1 0 0 0 6
*Glass 1 0 1 0 0 0 6
*Tagge 1 1 0 0 0 0 6
C.Williams 1 0 0 1 0 0 6
Brown 0 0 0 0 0 1 2
Packers 29 17 7 5 29/29 33/48 1 304
Opponents 26 14 7 5 25/25 15/27 0 226

Field Goals 1-19 20-29 30-39 40-49 50+
*Marcol 3/4 7/8 13/17 8/16 2/3
Packers 3/4 7/8 13/17 8/16 2/3
Opponents . . . 5/5 3/3 2/4 3/11 2/4
Marcol: (42B,51N,41G,19G,49G,17G)(J)
(16N,27B,41N,44G,26G,22G)(26G,34N,37G)
(36N,34G)(44G,32G,35G,39N)(43N,41G,
34G)(35G,40G)(51G,21G,21G)
()(33B,51G,37G,39G)
(41B,42N,24G,42G,26G,36G)
(45N,36G,42G,10G)(48B,40B,34G,35G,34G)
Opponents: (21G)(43N,43G,14G)(46G,9G)
(12G,51N,48N)(46N,12G,45G,51G)
(24G,38N,47N)(22G,32G)(40N,50G)
(45N,38G)(36N,13G)(51N)(40N)(49B)

Total First Downs .195 209
Rushing .109 85
Passing .72 109
Penalty .14 15
Third Downs .67/199 71/180
Efficiency .33.7 39.4
Fourth Downs .5/5 1/3
Efficiency 100.0 33.3
Total Net Yards .3539 3474
Avg. Per Game .252.8 248.1
Total Plays .798 812
Avg. Per Play .4.4 4.3
Net Yards Rushing .2127 1517
Avg. Per Game .151.9 108.4
Total Rushes .544 443
Net Yards Passing .1412 1957
Avg. Per Game .100.9 139.8
Sacked/Yards Lost .17/124 29/252
Gross Yards .1536 2209
Att./Completions .237/101 340/174
Completion Pct. .42.6 51.2
Had Intercepted .9 17
Punts/Average .65/41.8 66/41.4
Net Punting Avg. .65/35.5 66/34.4
Penalties/Yards .63/610 50/446
Fumbles/Ball Lost .22/10 35/19
Touchdowns .29 26
Rushing .17 14
Passing .7 7
Returns .5 5

By Quarter Q1 Q2 Q3 Q4 OT Pts
Packers 80 95 63 66 0 304
Opponents 37 68 49 72 0 226

Rushing No Yds Avg Long TD
Brockington .274 1027 3.7 30t 8
Lane .177 821 4.6 41 0
P.Williams .33 139 4.2 14 0
*Hudson .15 62 4.1 17 0
Kopay .10 39 3.9 20 0
Hunter .22 37 1.7 15 5
*Glass .2 13 6.5 13 0
Davis .2 0 0.0 7 0
*Tagge .8 -3 -0.4 2 1
Stagers .1 -8 -8.0 -8 0
Packers .544 2127 3.9 41 17
Opponents .443 1517 3.4 26 14

NFC Central W L T Pct Pts OP
Green Bay .10 4 0 .714 304 226
Detroit .8 5 1 .607 339 290
Minnesota .7 7 0 .500 301 252
Chicago .4 9 1 .321 225 275

Receiving No Yds Avg Long TD
Lane .26 285 11.0 49 0
Brockington .19 243 12.8 48t 1
Dale .16 317 19.8 48t 1
*Glass .15 261 17.4 31 1
Stagers .8 123 15.4 48t 1
Davis .4 119 29.8 68t 1
Garrett .4 66 16.5 21 0
McGeorge .4 50 12.5 23t 2
Kopay .3 19 6.3 9 0
Nitschke .1 34 34.0 34 0
Lammons .1 19 19.0 19 0
Packers .101 1536 15.2 68t 7
Opponents .174 2209 12.7 62t 7

Interceptions No Yds Avg Long TD
Ellis .4 106 26.5 40 1
*Buchanon .4 62 15.5 26 0
Hill .4 37 9.3 21 0
Robinson .2 10 5.0 7 0
Matthews .2 8 4.0 8 0
Carter .1 0 0.0 0 0
Packers .17 223 13.1 40 1
Opponents .9 69 7.7 32t 2

Punting No Yds Avg TB In Lg B
Widby .65 2714 41.8 9 - 64 2
Packers .65 2714 41.8 9 - 64 2
Opponents .65 2732 41.4 5 - 61 0

Punt Returns Ret FC Yds Avg Long TD
Ellis .14 1 215 15.4 80t 1
Stagers .9 20 148 16.4 85t 1
*Glass .1 0 1 1.0 1 0
*Hudson .1 2 0 0.0 0 0
Packers .25 23 364 14.6 85t 2
Opponents .32 6 225 7.0 33 0

Kickoff Returns No Yds Avg Long TD
Thomas .21 572 27.2 89 0
*Hudson .11 247 22.5 55 0
Stagers .11 260 23.6 39 0
Ellis .1 10 10.0 10 0
Garrett .1 0 0.0 0 0
Kroll .1 23 23.0 23 0
Robinson .1 20 20.0 20 0
P.Williams .1 9 9.0 9 0
*Wortman .1 0 0.0 0 0
Packers .49 1141 23.3 89 0
Opponents .46 932 20.3 37 0

Primary Starters
WR *L.Glass LE C.Williams
LT B.Hayhoe LT M.P.McCoy
LG B.Lueck RT B.Brown
C K.Bowman RE A.Roche
RG M.Himes LLB D.Robinson
RT D.Snyder MLB J.Carter
TE L.Garrett RLB F.Carr
WR C.Dale LCB *W.Buchanon
QB S.Hunter RCB K.Ellis
HB J.Brockington SS A.Matthews
HB M.Lane FS J.Hill

Passing Att Cmp Yds Cmp% Yds/Att TD TD% Int Int% LG Sck/Yds Rtg
Hunter .199 86 1252 43.2 6.29 6 3.0 9 4.5 49 13/86 55.5
*Tagge .29 10 154 34.5 5.31 0 0.0 0 0.0 31 3/27 52.9
Patrick .4 1 9 25.0 2.25 0 0.0 0 0.0 9 1/11 39.6
Lane .2 2 19 100.0 9.50 0 0.0 0 0.0 10 0/106.3
Widby .2 2 102 100.0 51.00 1 50.0 0 0.0 68t 0/0 158.3
Stagers .1 0 0 0.0 0.00 0 0.0 0 0.0 0 0/0 39.6
Packers .237 101 1536 42.6 6.48 7 3.0 9 3.8 68t 17/124 58.6
Opponents .340 174 2209 51.2 6.50 7 2.1 17 5.0 62t 29/252 57.8

* — rookie

COMMUNITY ADMIN. & COACHES VETERANS DRAFT & FREE AGENTS 2020 REVIEW 1972 LANIBREAU FIELD MISC.

6-8-0, .429, THIRD, NFC CENTRAL 1974

Head Coach: Dan Devine
S 15 Minnesota Vikings (GB)
S 22 @ Baltimore Colts
S 29 Detroit Lions (Milw)
O 6 Buffalo Bills (GB)
O 13 Los Angeles Rams (Milw)
O 21 @ Chicago Bears
O 27 @ Detroit Lions
N 3 Washington Redskins (GB)
N 10 Chicago Bears (Milw)
N 17 @ Minnesota Vikings
N 24 San Diego Chargers (GB)
D 1 @ Philadelphia Eagles
D 8 @ San Francisco 49ers
D 15 @ Atlanta Falcons
GB Opp Attend Site Starting QB Temp
210 206 657,525
Home: 4-3 (366,426) Away: 2-5 (291,099)

Scoring TD Ru Pa Rt PAT FG S PTS
Marcol 0 0 0 0 19/19 25/39 0 94
Lane 6 3 3 0 0 0 0 36
Brockington 5 5 0 0 0 0 0 30
*Odom 3 1 1 1 0 0 0 18
Concannon 1 1 0 0 0 0 0 6
Ellis 1 0 0 1 0 0 0 6
Barr-Smith 1 0 1 0 0 0 0 6
Staggers 1 0 0 1 0 0 0 6
*Torkelson 1 0 0 1 0 0 0 6
Hendricks 0 0 0 0 0 1 2
Packers 19 10 5 4 19/19 25/39 1 206
Opponents 23 10 10 3 17/23 17/26 0 210

Field Goals 1-19 20-29 30-39 40-49 50+
Marcol3/3 7/7 8/12 6/12 1/5
Packers3/3 7/7 8/12 6/12 1/5
Opponents .0/0 6/10 4/5 5/11 0/0

Marcol: (19G,50N)(52G,39G)
(51N,35G,36G,41G,45N,22G)(49N)(32G)
(34G,33G,36G)(39N,49G)(29G,34N,46G)
(45G,24G)(43N,28G,42N,31G,19G,18G)
(22G,27G,47N)(52B)(43G,29G,46N)
(37B,51B,37N,43G)
Opponents: (20G,21G)(37G,23G,47N)
(37G,26G,41G,28G,47N)(48N)(28G,28G)
(23G)(34G,27B,41G)(40G)(44G,20N,36N)
(46N)(39G)(44N,42B)(47G)

Interceptions No Yds Avg Long TD
Hendricks5 74 14.8 44 0
Buchanon4 10 2.5 8 0
Ellis3 56 18.7 38t 1
Matthews3 41 13.7 32 0
Hill2 47 23.5 24 0
Hall2 22 11.0 19 0
Williams1 23 23.0 23 0
McCoy1 5 5.0 5 0
Carr1 0 0.0 0 0
Carter1 0 0.0 0 0
Packers23 278 12.1 44 1
Opponents21 289 13.8 45 1

Total First Downs214 218
Rushing87 93
Passing108 106
Penalty19 19
Third Downs48/160 58/163
Efficiency30.0 35.6
Fourth Downs0/0 0/0
Efficiency0.0 0.0
Total Net Yards3607 3641
Avg. Per Game257.6 260.1
Total Plays884 876
Avg. Per Play4.1 4.2
Net Yards Rushing1571 1641
Avg. Per Game112.2 117.2
Total Rushes482 465
Net Yards Passing2036 2000
Avg. Per Game145.4 142.9
Sacked/Yards Lost17/126 28/254
Gross Yards2162 2254
Att./Completions385/187 383/188
Completion Pct.48.6 49.1
Had Intercepted21 23
Punts/Average69/38.4 84/36.6
Net Punting Avg.69/31.5 84/30.0
Penalties/Yards55/536 88/715
Fumbles/Ball Lost25/16 19/12
Touchdowns19 23
Rushing10 10
Passing5 10
Returns4 3

By Quarter Q1 Q2 Q3 Q4 OT Pts
Packers 12 78 59 61 0 210
Opponents 48 61 40 57 0 206

Rushing No Yds Avg Long TD
Brockington266 883 3.3 33 5
Lane137 362 2.6 20 3
Goodman20 101 5.1 47 0
*Odom6 66 11.0 28 1
*Torkelson13 60 4.6 21 0
Tagge18 58 3.2 12 0
*Bart-Smith9 19 2.1 4 0
Walker1 18 18.0 18 0
Concannon3 7 2.3 6 1
Leigh1 0 0.0 0 0
Hadl8 -3 -0.4 6 0
Packers482 1571 3.3 47 10
Opponents. 465 1641 3.5 27 10

NFC Central W L T Pct Pts OP
Minnesota10 4 0 .714 310 195
Detroit7 7 0 .500 256 270
Green Bay6 8 0 .429 210 206
Chicago4 10 0 .286 152 279

Receiving No Yds Avg Long TD
Brockington43 314 7.3 29 0
Lane34 315 9.3 68t 3
Staggers32 450 14.1 63 0
McGeorge30 440 14.7 51 0
Barr-Smith20 294 14.7 27t 1
*Odom15 249 16.6 57 1
*Payne5 63 12.6 18 0
Goodman5 19 3.8 12 0
*Torkelson2 10 5.0 8 0
Donohoe1 8 8.0 8 0
Packers187 2162 11.6 68t 5
Opponents. 188 2254 12.0 57t 10

Punting No Yds Avg TB In Lg B
*Walker69 2648 38.4 6 - 58 0
Packers69 2648 38.4 6 - 58 0
Opponents. 84 3074 36.6 7 - 52 2

Punt Returns Ret FC Yds Avg Long TD
Staggers22 6 222 10.1 68t 1
*Odom15 2 191 12.7 95t 1
Ellis3 0 3 1.0 9 0
Hefner1 0 0 0.0 0 0
*Torkelson1 0 0 0.0 0 0
Packers42 8 416 9.9 95t 2
Opponents. 48 2 356 7.4 26 0

Kickoff Returns No Yds Avg Long TD
*Odom31 713 23.0 52 0
Leigh9 201 22.3 30 0
Goodman4 49 12.3 20 0
Okoniewski2 11 5.5 11 0
Krause1 6 6.0 6 0
*Torkelson1 20 20.0 20 0
Van Valkenberg1 22 22.0 22 0
Packers49 1022 20.9 52 0
Opponents. 55 1156 21.0 43 0

Primary Starters

WR J.Staggers LE C.Williams
LT K.Schuh LT M.P.McCoy
K.Wortman RT S.Okoniewski
LG B.Lueck D.Pureifory
C L.McCarren RE A.Roche
RG G.Gillingham LLB T.Hendricks
RT D.Himes MLB J.Carter
TE R.McGeorge RLB F.Carr
WR Barr-Smith LCB W.Buchanon
QB J.Tagge RCB K.Ellis
J.Hadl SS A.Matthews
HB J.Brockington FS J.Hill
HB M.Lane

Passing Att Cmp Yds Cmp% Yds/Att TD TD% Int Int% LG Sck/Yds Rtg
Hadl184 89 1072 48.4 5.83 3 1.6 8 4.3 68t 9/70 54.0
Tagge146 70 709 47.9 4.86 1 0.7 10 6.8 30 5/35 36.0
Concannon54 28 381 51.9 7.06 1 1.9 3 5.6 56t 3/21 57.7
Lane1 0 0 0.0 0.00 0 0.0 0 0.0 0 0/0 39.6
Packers385 187 2162 48.6 5.62 5 1.3 21 5.5 68t 17/126 47.6
Opponents383 188 2254 49.1 5.89 10 2.6 23 6.0 57t 28/254 51.2

* - rookie

COMMUNITY

ADMIN. & COACHES

VETERANS

DRAFT & FREE AGENTS

REVIEW

1974

LAMBEAU FIELD

MISC.

1975 4-10-0, .286, THIRD (TIE), NFC CENTRAL

Head Coach: Bart Starr

	GB	Opp	Attend	Site	Starting QB	Temp
S 21 Detroit Lions (Milw)	L 16	30	52,613	CoS	J.Hadl	51
S 29 @ Denver Broncos	L 13	23	52,621	MHS	J.Hadl	64
O 5 Miami Dolphins (GB)	L 7	31	56,267	LF	J.Hadl	65
O 12 @ New Orleans Saints	L 19	20	51,371	LSD	J.Hadl	dome
O 19 @ Dallas Cowboys	W 19	17	64,189	TxS	J.Hadl	71
O 26 Pittsburgh Steelers (Milw)	L 13	16	52,815	CoS	J.Hadl	57
N 2 Minnesota Vikings (GB)	L 17	28	56,267	LF	J.Hadl	52
N 9 @ Chicago Bears	L 14	27	48,738	SF	D.Milan	62
N 16 @ Detroit Lions	L 10	13	76,946	PSD	J.Hadl	dome
N 23 New York Giants (Milw)	W 40	14	50,150	CoS	J.Hadl	35
N 30 Chicago Bears (GB)	W 28	7	56,267	LF	J.Hadl	29
D 7 @ Minnesota Vikings	L 3	24	46,147	Met	J.Hadl	32
D 14 @ Los Angeles Rams	L 5	22	66,496	LAC	J.Hadl	61
D 21 Atlanta Falcons (GB)	W 22	13	56,267	LF	J.Hadl	12
	226	285	787,154			

Home: 3-4 (381,646) **Away:** 1-6 (406,508)

Scoring	Td Ru	Pa	Rt	PAT	FG	S	PTS
*Danelo	0	0	0	20/23	11/16	0	53
Brockington	8	7	1	0			0 48
Odom	5	0	4	1			0 30
Bart.Smith	5	4	1	0			0 30
*Harrell	3	1	2	0			0 18
Torkelson	2	2	0	0			0 12
McCoy	1	0	0	1			0 6
McGeorge	1	0	1	0			0 6
Bart.Smith	1	0	1	0			0 6
Tinker	1	0	1	0			0 6
Pureifory	0	0	0	0	2/4	0/0	1 4
Marcol	0	0	0	0	0/0	1/1	0 3
Toner	0	0	0	0			1 2

Packers 27 14 11 2 22/27 12/17 3 226
Opponents 32 14 13 5 30/32 21/31 0 285

Field Goals 1-19 20-29 30-39 40-49 50+:

*Danelo	1/1	6/7	2/3	2/5	0/0
Marcol	0/0	1/1	0/0	0/0	0/0
Packers	1/1	7/8	2/3	2/5	0/0
Opponents	3/3	6/7	9/13	3/6	0/2

Danelo: (1)(42N)(45G)(24G,29G)(1)(23G)(1)(28G,35N)(28G,42N)(1)(22G)(48G,44N)
Marcol: (21G)(1)(0)(0)(0)(0)(0)(0)(0)(0)

Opponents: (28G,18G,47G)(35G,39G,32G)
(31G)(46N,44N,36G,20G)(50N,24G)
(19G,19G,50N,29G)(47N)(34G,25N,48G)
(30N,28G,23G)(1)(37G)(40G,35N,39G,38G)(37N,35N)

	GB	Opp
Total First Downs	211	260
Rushing	84	132
Passing	112	112
Penalty	15	16
Third Downs	58/202	86/219
Efficiency	28.7	39.3
Fourth Downs	1/1	3/6
Efficiency	100.0	50.0
Total Net Yards	3619	4511
Avg. Per Game	258.5	322.2
Total Plays	867	981
Avg. Per Play	4.2	4.6
Net Yards Rushing	1547	2339
Avg. Per Game	110.5	167.1
Total Rushes	431	580
Net Yards Passing	2072	2172
Avg. Per Game	148.0	155.1
Sacked/Yards Lost	42/328	32/302
Gross Yards	2400	2474
Att./Completions	394/212	369/192
Completion Pct.	53.8	52.0
Had Intercepted	22	14
Punts/Average	95/35.8	70/39.7
Net Punting Avg.	95/32.2	70/32.9
Penalties/Yards	72/606	72/544
Fumbles/Ball Lost	31/16	44/27
Touchdowns	27	32
Rushing	14	14
Passing	11	13
Returns	2	5

	Rushing	No	Yds	Avg	Long	TD
Brockington	144	434	3.0	19	7	
*Harrell	121	359	3.0	26t	1	
Bart.Smith	60	243	4.1	17	4	
Torkelson	42	226	5.4	29	2	
Wells	33	139	4.2	25	0	
Odom	5	55	11.0	27	0	
Hadl	20	47	2.4	9	0	
Milan	4	41	10.3	15	0	
Tinker	1	5	5.0	5	0	
Payne	1	-2	-2.0	-2	0	
Packers	431	1547	3.6	29	14	
Opponents	580	2339	4.0	34	14	

NFC Central	W	L	T	Pct	Pts	OP
Minnesota	12	2	0	.857	377	180
Detroit	7	7	0	.500	245	262
Chicago	4	10	0	.286	191	379
Green Bay	4	10	0	.286	226	285

	Interceptions	No	Yds	Avg	Long	TD
P.Smith	6	97	16.2	61	0	
Carr	3	28	9.3	21	0	
Matthews	2	42	21.0	40	0	
*Gray	1	7	7.0	7	0	
Ellis	1	0	0.0	0	0	
Toner	1	0	0.0	0	0	
Packers	14	174	12.4	61	0	
Opponents	22	388	17.6	76t	2	

By Quarter	Q1	Q2	Q3	Q4	OT	Pts
Packers	53	64	40	69	0	226
Opponents	64	77	79	65	0	285

	Receiving	No	Yds	Avg	Long	TD
Payne	58	766	13.2	54	0	
*Harrell	34	261	7.7	36t	2	
Brockington	33	242	7.3	21	1	
McGeorge	32	458	14.3	43	1	
Bart.Smith	16	140	8.8	33	1	
Odom	15	299	19.9	56	4	
Barr.Smith	6	77	12.8	20	0	
Torkelson	6	37	6.2	12	0	
Wells	6	11	1.8	4	0	
Tinker	4	84	21.0	35t	1	
Askson	2	25	12.5	18	0	
Packers	212	2400	11.3	56	11	
Opponents	192	2474	12.9	58t	13	

	Punting	No	Yds	Avg	TB	In	Lg	B
Beverly	66	2482	37.6	4	-	55	0	
*Broussard	29	922	31.8	2	-	51	3	
Packers	95	3404	35.8	6	-	55	3	
Opponents	70	2776	39.7	14	-	67	1	

	Punt Returns	Ret	FC	Yds	Avg	Long	TD
*Harrell	21	5	136	6.5	25	0	
Ellis	6	2	27	4.5	12	0	
*Gray	1	0	27	27.0	27	0	
Hall	1	0	0	0.0	0	0	
Odom	1	0	0	0.0	0	0	
Packers	30	7	190	6.3	27	0	
Opponents	45	14	221	4.9	31	0	

Primary Starters

WR	S.Odom	LE	C.Williams
	K.Payne	LT	M.P.McCoy
LT	E.McMillan	RT	D.Pureifory
LG	B.VanDyke	RE	A.Roche
C	L.McCarren	LLB	T.Toner
RG	P.Matson		G.Weaver
	K.Wortman	MLB	J.Carter
RT	D.Himes	RLB	F.Carr
TE	R.McGeorge	LCB	P.Smith
WR	B.Smith	RCB	K.Ellis
QB	J.Hadl	SS	A.Matthews
HB	J.Brockington	FS	*J.Gray
HB	*W.Harrell		

* — rookie

	Kickoff Returns	No	Yds	Avg	Long	TD
Odom	42	1034	24.6	93t	1	
*Luke	6	91	15.2	21	0	
Torkelson	5	89	17.8	22	0	
Bart.Smith	4	53	13.3	18	0	
*Harrell	3	78	26.0	39	0	
Bain	1	10	10.0	10	0	
McGeorge	1	17	17.0	17	0	
Wells	1	26	26.0	26	0	
Packers	63	1398	22.2	93t	1	
Opponents	49	1020	20.8	94t	1	

	Passing	Att	Cmp	Yds	Cmp%	Yds/Att	TD	TD%	Int	Int%	LG	Sck/Yds	Rtng
Hadl	353	191	2095	54.1	5.93	6	17	21	5.9	54	35/284	52.8	
Milan	32	15	181	46.9	5.66	1	3.1	1	3.1	56	7/44	62.1	
*Harrell	5	3	61	60.0	12.20	3	60.0	0	0.0	24t	0/0	142.5	
*Brown	4	3	63	75.0	15.75	1	25.0	0	0.0	27	0/0	156.3	
Packers	394	212	2400	53.8	6.09	11	2.8	22	5.6	56	42/328	58.3	
Opponents	369	192	2474	52.0	6.70	13	3.5	14	3.8	58t	32/302	69.3	

5-9-0, .357, FOURTH, NFC CENTRAL **1976**

Head Coach: Bart Starr

	GB	Opp	Attend	Site	Starting QB	Temp
S 12 San Francisco 49ers (GB)	L 14	26	54,628	LF	L.Dickey	83
S 19 @ St. Louis Cardinals	L 0	29	48,842	BuS	L.Dickey	85
S 26 @ Cincinnati Bengals	L 7	28	44,103	RvS	L.Dickey	65
O 3 Detroit Lions (GB)	W 24	14	55,041	LF	L.Dickey	72
O 10 Seattle Seahawks (Milw)	W 27	20	54,983	CoS	L.Dickey	55
O 17 Philadelphia Eagles (GB)	W 28	13	55,398	LF	L.Dickey	42
O 24 @ Oakland Raiders	L 14	18	52,232	OC	L.Dickey	62
O 31 @ Detroit Lions	L 6	27	74,992	PSD	L.Dickey	dome
N 7 New Orleans Saints (Milw)	W 32	27	52,936	CoS	L.Dickey	31
N 14 @ Chicago Bears	L 13	24	52,907	SF	L.Dickey	34
N 21 Minnesota Vikings (Milw)	L 10	17	53,104	CoS	C.Brown	33
N 28 Chicago Bears (GB)	L 10	16	56,267	LF	C.Brown	6
D 5 @ Minnesota Vikings	L 9	20	43,700	Met	C.Brown	20
D 12 @ Atlanta Falcons	W 24	20	23,436	FCS	R.Johnson	55
		218	299			722,569

Home: 4-3 (382,357) **Away:** 1-6 (340,212)

	GB	Opp
Total First Downs	210	262
Rushing	99	132
Passing	94	107
Penalty	17	23
Third Downs	79/223	77/212
Efficiency	35.4	36.3
Fourth Downs	1/2	1/1
Efficiency	50.0	100.0
Total Net Yards	3452	4123
Avg. Per Game	246.6	294.5
Total Plays	883	943
Avg. Per Play	3.9	4.4
Net Yards Rushing	1722	2288
Avg. Per Game	123.0	163.4
Total Rushes	485	546
Net Yards Passing	1730	1835
Avg. Per Game	123.6	131.1
Sacked/Yards Lost	41/375	43/357
Gross Yards	2105	2192
Att./Completions	357/164	354/196
Completion Pct.	45.9	55.4
Had Intercepted	22	11
Punts/Average	84/36.6	77/38.5
Net Punting Avg.	84/32.2	77/31.5
Penalties/Yards	87/811	104/914
Fumbles/Ball Lost	37/23	27/15
Touchdowns	27	34
Rushing	15	17
Passing	10	13
Returns	2	4

	GB	Opp				
By Quarter	Q1	Q2	Q3	Q4	OT	Pts
Packers	60	50	34	74	0	218
Opponents	46	128	60	65	0	299

NFC Central	W	L	T	Pct	Pts	OP
Minnesota	11	2	1	.821	305	176
Chicago	7	7	0	.500	253	216
Detroit	6	8	0	.429	262	220
Green Bay	5	9	0	.357	218	299

Receiving	No	Yds	Avg	Long	TD
Payne	33	467	14.2	571	4
McGeorge	24	278	11.6	28	1
Odom	23	456	19.8	661	2
O.Smith	20	364	18.2	47	1
Torkelson	19	140	7.4	31	0
Harrell	17	201	11.8	691	1
B.Smith	11	88	8.0	35	0
Brockington	11	49	4.5	20	0
Taylor	2	21	10.5	18	0
Hall	1	18	18.0	18	0
Zimmerman	1	13	13.0	13	0
*Jackson	1	8	8.0	8	0
Askson	1	2	2.0	21	1
Packers	164	2105	12.8	691	10
Opponents	196	2192	11.2	881	13

* - rookie

Scoring	TD	Pa	Rt	PAT	FG	S	Pts
Marcol	0	0	0	24/27	10/19	0	54
B.Smith	5	5	0	0	0	0	30
Harrell	4	3	1	0	0	0	24
Payne	4	0	4	0	0	0	24
Brockington	2	2	0	0	0	0	12
Odom	2	0	2	0	0	0	12
Torkelson	2	2	0	0	0	0	12
Askson	1	0	1	0	0	0	6
Carr	1	0	1	0	0	0	6
Dickey	1	1	0	0	0	0	6
Gray	1	0	0	1	0	0	6
Johnson	1	1	0	0	0	0	6
McGeorge	1	0	1	0	0	0	6
O.Smith	1	0	1	0	0	0	6
Taylor	1	1	0	0	0	0	6
Packers	27	15	10	2	24/27	10/19	128
Opponents	34	17	13	4	29/33	22/33	219

Field Goals	1-19	20-29	30-39	40-49	50+
Marcol	1/1	3/3	4/8	2/5	0/2
Packers	1/1	3/3	4/8	2/5	0/2
Opponents	1/1	6/7	8/11	7/13	0/1
Marcol: (30N)()() (35G,40N)()() (53B) (39G,37G) (38G,32N) (37N,19G,27G) (23G) (45G,40N,31N) (50N,24G) (48N,40G)					
Opponents: (35N) (28G,41G,32G,30G,47N,26G) (40N,45B,50N,38B) (22B) (48G,44G,46B) (26G,26G) () (34G,43N,39G) (30G,32G) (46G) (41G,49B,33B) (40G,22G,25G) (34G,30G) (19G,44G)					

Interceptions	No	Yds	Avg	Long	TD
Gray	4	101	25.3	67	1
Luke	2	30	15.0	15	0
Buchanan	2	28	14.0	22t	0
Toner	1	28	28.0	28	0
Carr	1	10	10.0	10t	1
P.Smith	1	0	0.0	0	0
Packers	11	197	17.9	67	2
Opponents	22	362	16.5	67	2

Punting	No	Yds	Avg	TB	In	Lg	B
Beverly	83	3074	37.0	5	17	60	1
Packers	84	3074	36.6	5	17	60	1
Opponents	77	2966	38.5	12	12	57	0

Punt Returns	Ret	FC	Yds	Avg	Long	TD
Gray	37	7	307	8.3	27	0
Harrell	3	1	-7	-2.3	1	0
Packers	40	8	300	7.5	27	0
Opponents	48	10	268	5.6	19	0

Kickoff Returns	No	Yds	Avg	Long	TD
Odom	29	610	21.0	88	0
*M.C. McCoy	18	457	25.4	65	0
Torkelson	6	123	20.5	29	0
Hyland	3	31	10.3	11	0
Osborn	3	19	6.3	10	0
Taylor	3	59	19.7	23	0
Gray	1	23	23.0	23	0
O.Smith	1	12	12.0	12	0
*Wagner	1	27	27.0	27	0
Packers	65	1361	20.9	88	0
Opponents	44	784	17.8	59	0

Primary Starters

WR	S.Odom	LE	C.Williams
LT	*M.Koncar	LT	M.P.McCoy
LG	B.Van Dyke	RT	D.Pureifoy
C	L.McCarran	D.Roller	
RG	G.Gillingham	RE	A.Roche
RT	D.Himes	LLB	G.Weaver
TE	R.McGeorge	MLB	D.Hansen
WR	K.Payne	RLB	F.Carr
QB	L.Dickey	LCB	W.Buchanan
HB	J.Brockington	RCB	P.Smith
HB	E.Torkelson	SS	S.Luke
		FS	J.Gray

Passing	Att	Cmp	Yds	Cmp%	Yds/Att	TD	TD%	Int	Int%	LG	Sck/Yds	Rtg
Dickey	243	115	1465	47.3	6.03	7	2.9	14	5.8	69t	28/279	52.2
Brown	74	26	333	35.1	4.50	2	2.7	6	8.1	47	10/66	25.3
Johnson	35	21	249	60.0	7.11	0	0.0	1	2.9	45	2/23	69.8
Harrell	4	1	40	25.0	10.00	1	25.0	1	25.0	40t	1/7	68.8
Beverly	1	1	18	100.0	18.00	0	0.0	0	0.0	18	0/0	118.8
Packers	357	164	2105	45.9	5.90	10	2.8	22	6.2	69t	41/375	48.6
Opponents	354	196	2192	55.4	6.19	13	3.7	11	3.1	88t	43/357	73.3

COMMUNITY ADMIN. & COACHES VETERANS DRAFT & FREE AGENTS 1976 REVIEW 2020 LAMBEAU FIELD MISC.

Head Coach: Bart Starr		GB	Opp	Attend	Site	Starting QB	Temp
S 18	@ New Orleans Saints.....	W	24	20	56,250	LSD	L.Dickey dome
S 25	Houston Oilers (GB).....	L	10	16	55,071	LF	L.Dickey 71
O 2	@ Minnesota Vikings.....	L	7	19	47,143	Met	L.Dickey 57
O 9	Cincinnati Bengals (Milw).....	L	7	17	53,653	CoS	L.Dickey 49
O 16	@ Detroit Lions.....	L	6	10	78,452	PSD	L.Dickey dome
O 23	@ Tampa Bay Buccaneers.....	W	13	0	47,635	TaS	L.Dickey 80
O 30	Chicago Bears (GB).....	L	0	26	56,002	LF	L.Dickey 52
N 6	@ Kansas City Chiefs.....	L	10	20	62,687	ArS	L.Dickey 58
N 13	Los Angeles Rams (Milw).....	L	6	24	52,948	CoS	L.Dickey 40
N 21	@ Washington Redskins.....	L	9	10	51,498	RfK	D.Whitehurst 56
N 27	Minnesota Vikings (GB).....	L	6	13	56,267	LF	D.Whitehurst 26
D 4	Detroit Lions (GB).....	W	10	9	56,267	LF	D.Whitehurst 10
D 11	@ Chicago Bears.....	L	10	21	33,557	SfD	D.Whitehurst 10
D 18	San Francisco 49ers (Milw).....	W	16	14	44,902	CoS	D.Whitehurst 40
				134	219		752,332
Home: 2-5 (375,110)		Away: 2-5 (377,222)					

Scoring	TD	Ru	Pa	Rt	PAT	FG	S	P	T
Marcol	0	0	0	0	0	11/14	13/21	0	50
Odom	3	0	3	0	0			0	18
Ba.Smith	3	2	1	0	0			0	18
Harrell	2	1	0	1	0			0	12
Buchanon	1	0	0	1				0	6
McGeorge	1	0	1	0				0	6
*Middleton	1	0	0	1				0	6
Payne	1	0	1	0				0	6
Torkelson	1	1	0	0				0	6
*Whitehurst	1	1	0	0				0	6
Packers	14	5	6	3	11/14	13/21	0	134	
Opponents	27	16	10	22/26	11/23	1	219		

Field Goals	1-19	20-29	30-39	40-49	50+
Marcol	2/2	2/3	4/8	5/6	0/2
Packers	2/2	2/3	4/8	5/6	0/2
Opponents	0/0	5/8	5/7	1/7	0/1
Marcol: (19G)(34G)(53N)(36N)(21G,32G) (31N,40G,44G)(50N,31G)(39N) (40G,42G,44G)(37G)(19G) (24G,45N,31N,28N) Opponents: (4)(2N,32G)(36N,32G)(23G,44B,29N,35N,29N)(51N)(47G,20G)(23G,22G)(48N,32G,41N)(35G,47B)(21G,31G)(44N)(29N)					

GB	Opp	Rushing	No	Yds	Avg	Long	TD		
Total First Downs	195	261	Ba.Smith	166	554	3.3	11	2	
Rushing	81	140	Torkelson	103	309	3.0	29	1	
Passing	91	105	*Simpson	60	204	3.4	40	0	
Penalty	23	16	Harrell	60	140	2.3	9	1	
Third Downs	66/209	89/211	*Middleton	35	97	2.8	16	0	
Efficiency	31.6	42.2	*Whitehurst	14	55	3.9	19	1	
Fourth Downs	0/0	0/0	*Culbreath	12	53	4.4	18	0	
Efficiency	0.0	0.0	Brockington	11	25	2.3	8	0	
Total Net Yards	3212	4033	Dickey	5	24	4.8	10	0	
Avg. Per Game	229.4	288.1	Odom	1	6	6.0	6	0	
Total Plays	828	938	Beverly	2	-3	-1.5	0	0	
Avg. Per Play	3.9	4.3	Packers	469	1464	3.1	40	5	
Net Yards Rushing	1464	2314	Opponents	582	2314	4.0	58	16	
Avg. Per Game	104.6	165.3							
Total Rushes	469	582							
Net Yards Passing	1748	1719							
Avg. Per Game	124.9	122.8							
Sacked/Yards Lost	32/265	37/323							
Gross Yards	2013	2042							
Att./Completions	327/164	319/186							
Completion Pct.	50.2	58.3							
Had Intercepted	21	13							
Punts/Average	86/39.4	76/36.5							
Net Punting Avg.	86/33.7	76/31.0							
Penalties/Yards	82/690	101/799							
Fumbles/Ball Lost	24/9	27/11							
Touchdowns	14	27							
Rushing	5	16							
Passing	6	10							
Returns	3	1							

NFC Central	W	L	T	Pct	Pts	OP
Minnesota	9	5	0	.643	231	227
Chicago	9	5	0	.643	255	253
Detroit	6	8	0	.429	183	252
Green Bay	4	10	0	.286	134	219
Tampa Bay	2	12	0	.143	103	223

Receiving	No	Yds	Avg	Long	TD
Ba.Smith	37	340	9.2	42	1
Odom	27	549	20.3	95t	3
O.Smith	22	357	16.2	41	0
Harrell	19	194	10.2	48	0
McGeorge	17	142	8.4	18	1
Torkelson	11	107	9.7	14	0
Vataha	10	109	10.9	20	0
Payne	7	99	14.1	45	1
*Simpson	5	19	3.8	14	0
Askson	2	51	25.5	34	0
Thompson	2	12	6.0	14	0
*Culbreath	2	6	3.0	5	0
Brockington	2	1	0.5	6	0
*Middleton	1	27	27.0	27	0
Packers	164	2013	12.3	95t	6
Opponents	186	2042	11.0	59t	10

Interceptions	No	Yds	Avg	Long	TD
Luke	4	9	2.3	7	0
McCoy	4	2	0.5	2	0
Buchanon	2	41	20.5	29t	1
Carr	1	15	15.0	15	0
Gray	1	12	12.0	12	0
Toner	1	10	10.0	10	0
Packers	13	89	6.8	29t	1
Opponents	21	349	16.6	95t	1

Punting	No	Yds	Avg	TB	In	Lg	B
Beverly	85	3391	39.9	9	16	59	1
Packers	86	3391	39.4	9	16	59	1
Opponents	76	2776	36.5	5	17	57	2

Punt Returns	Ret	FC	Yds	Avg	Long	TD
Harrell	28	10	253	9.0	75t	1
Gray	10	3	68	6.8	24	0
Packers	38	13	321	8.4	75t	1
Opponents	53	4	311	5.9	18	0

Kickoff Returns	No	Yds	Avg	Long	TD
Odom	23	468	20.3	37	0
Wagner	6	62	10.3	20	0
*Culbreath	5	82	16.4	30	0
*Middleton	4	141	35.3	85t	1
Thompson	4	82	20.5	30	0
Harrell	3	48	16.0	24	0
Torkelson	2	36	18.0	25	0
*Gofourth	1	13	13.0	13	0
Gueno	1	0	0.0	0	0
*Moresco	1	15	15.0	15	0
*Simpson	1	0	0.0	0	0
Packers	51	947	18.6	85t	1
Opponents	39	786	20.2	68	0

* - rookie

Primary Starters

WR	S.Odom	LE	*M.Butler
LT	M.Koncar	RT	D.Roller
LG	S.Knutson	RE	D.Pureifory
	D.Havig	RT	R.Barber
C	L.McCarren	LLB	T.Toner
RG	M.Jackson	G.Weaver	
RT	D.Himes	MLB	J.Carter
TE	R.McGeorge	RLB	F.Carr
WR	O.Smith	LCB	W.Buchanon
QB	L.Dickey	RCB	M.C.McCoy
	*D.Whitehurst	SS	S.Luke
RB	E.Torkelson	FS	J.Gray
FB	Ba.Smith		

Passing	Att	Cmp	Yds	Cmp%	Yds/Att	TD	TD%	Int	Int%	LG	Sck/Yds	Rtng
Dickey	220	113	1346	51.4	6.12	5	2.3	14	6.4	95t	21/187	51.4
*Whitehurst	105	50	634	47.6	6.04	1	1.0	7	6.7	48	10/68	42.3
Dowling	1	0	0	0.0	0.00	0	0.0	0	0.0	0	0/0	39.6
Harrell	1	1	33	100.0	33.00	0	0.0	0	0.0	33	1/10	118.8
Packers	327	164	2013	50.2	6.16	6	1.8	21	6.4	95t	32/265	48.9
Opponents	319	186	2042	58.3	6.40	10	3.1	13	4.1	59t	37/323	70.8

Head Coach:	Bart Starr	GB	Opp	Attend	Site	Starting QB	Temp
S 3	@ Detroit Lions	W	13	7	51,187	PSD	D.Whitehurst dome
S 10	New Orleans Saints (Milw)	W	28	17	54,336	CoS	D.Whitehurst 85
S 17	Oakland Raiders (GB)	L	3	28	55,903	LF	D.Whitehurst 65
S 24	@ San Diego Chargers	W	24	3	42,755	SDS	D.Whitehurst 102
O 1	Detroit Lions (Milw)	W	35	14	54,601	CoS	D.Whitehurst 62
O 8	Chicago Bears (GB)	W	24	14	56,267	LF	D.Whitehurst 48
O 15	Seattle Seahawks (Milw)	W	45	28	52,712	CoS	D.Whitehurst 42
O 22	@ Minnesota Vikings	L	7	21	47,411	Met	D.Whitehurst 46
O 29	Tampa Bay Buccaneers (GB)	W	9	7	55,108	LF	D.Whitehurst 50
N 5	@ Philadelphia Eagles	L	3	10	64,214	VS	D.Whitehurst 64
N 12	Dallas Cowboys (Milw)	L	14	42	55,256	CoS	D.Whitehurst 42
N 19	@ Denver Broncos	L	3	16	74,965	MHS	D.Whitehurst 35
N 26	Minnesota Vikings (GB)	+T	10	10	51,737	LF	D.Whitehurst 30
D 3	@ Tampa Bay Buccaneers	W	17	7	67,754	TaS	D.Whitehurst 83
D 10	@ Chicago Bears	L	0	14	34,306	SF	D.Whitehurst 15
D 17	@ Los Angeles Rams	L	14	31	42,500	LAC	D.Whitehurst 58
		249	269	861,012			
Home: 5-2-1 (435,920)		Away: 3-5 (425,092)				+ — overtime	

	GB	Opp	Rushing	No	Yds	Avg	Long	TD
Total First Downs	226	302	Middleton	284	1116	3.9	76t	11
Rushing	105	137	Smith	154	567	3.7	33	4
Passing	101	143	Culbreath	30	92	3.1	15	0
Penalty	20	22	Whitehurst	28	67	2.4	18	1
Third Downs	66/226	102/269	Simpson	27	58	2.1	11	0
Efficiency	29.2	37.9	*Landers	7	40	5.7	10	0
Fourth Downs	0/0	0/0	B.Douglass	4	27	6.8	17	0
Efficiency	0.0	0.0	Thompson	4	25	6.3	13	0
Possession Avg.	28:02	31:58	Torkelson	6	18	3.0	6	0
Total Net Yards	4107	4963	*Lofton	3	13	4.3	15	0
Avg. Per Game	256.7	310.2	Beverly	1	0	0.0	0	0
Total Plays	944	1131	*Sproul	2	0	0.0	0	0
Avg. Per Play	4.4	4.4	Packers	550	2023	3.7	76t	16
Net Yards Rushing	2023	2439	Opponents	620	2439	3.9	33t	19
Avg. Per Game	126.4	152.4						
Total Rushes	550	620						
Net Yards Passing	2084	2524						
Avg. Per Game	130.3	157.8						
Sacked/Yards Lost	37/274	48/386						
Gross Yards	2358	2910						
Att./Completions	357/180	463/254						
Completion Pct.	50.4	54.9						
Had Intercepted	18	27						
Punts/Average	106/35.5	90/37.9						
Net Punting Avg.	106/31.1	90/32.0						
Penalties/Yards	99/776	116/949						
Fumbles/Ball Lost	35/24	40/20						
Touchdowns	31	36						
Rushing	16	19						
Passing	11	16						
Returns	4	1						

	GB	Opp	Rushing	No	Yds	Avg	Long	TD
By Quarter	Q1	Q2	Q3	Q4	OT	Pts		
Packers	77	58	66	48	0	249		
Opponents	20	84	83	82	0	269		

NFC Central	W	L	T	Pct	Pts	OP
Minnesota	8	7	1	.531	294	306
Green Bay	8	7	1	.531	249	269
Detroit	7	9	0	.438	290	300
Chicago	7	9	0	.438	253	274
Tampa Bay	5	11	0	.313	241	259

Receiving	No	Yds	Avg	Long	TD
*Lofton	46	818	17.8	58t	6
Smith	37	256	6.9	24	0
Middleton	34	332	9.8	50	2
Thompson	26	527	20.3	57	1
McGeorge	23	247	10.7	25	1
Culbreath	7	78	11.1	19	0
Odom	4	60	15.0	18t	1
Torkelson	2	36	18.0	31	0
Simpson	1	4	4.0	4	0
Packers	180	2358	13.1	58t	11
Opponents	254	2910	11.5	53	16

* — rookie

Scoring	TD	Ru	Pa	Rt	PAT	FG	S	Pts
Middleton	12	11	1	0				72
Marcol	0	0	0	30/30	11/19	0	0	63
*Lofton	6	0	6	0				36
Smith	4	4	0	0				24
Odom	2	0	1	1				12
Thompson	2	0	2	0				12
Buchanan	1	0	0	0				6
*Landers	1	0	0	1				6
Luke	1	0	0	1				6
McGeorge	1	0	1	0				6
Whitehurst	1	0	0	0				6
Packers	31	16	11	4	30/30	11/19	0	249
Opponents	36	19	16	1	36/36	5/18	1	269

Field Goals	1-19	20-29	30-39	40-49	50+
Marcol	2/2	3/5	2/5	4/6	0/1
Packers	2/2	3/5	2/5	4/6	0/1
Opponents	1/1	2/4	1/6	1/7	0/0
Marcol: (41G,23G)(51N)(34G)(28N,37G)(41N)(41G)(22G)(0)(38N,48G)(42G,32N)(19G,35N,27N)(19G,40N)(27G)(0)					
Opponents: (0)(37G,42N)(26N)(43G)(44N)(45N)(35N)(47N,35N)(27G,38N)(33N)(19G,32N,21N)(40N)(41N)(24G)					

Interceptions	No	Yds	Avg	Long	TD
Buchanan	9	93	10.3	77t	1
*Anderson	5	27	5.4	12	0
Gray	3	66	22.0	66	0
McCoy	3	34	11.3	23	0
*Hood	3	18	6.0	18	0
Luke	2	91	45.5	63t	1
*Hunt	1	10	10.0	10	0
Barzilauskas	1	5	5.0	5	0
Packers	27	344	12.7	77t	2
Opponents	18	262	14.6	44t	1

Punting	No	Yds	Avg	TB	In	Lg	B
Beverly	106	3759	35.5	9	20	57	0
Packers	106	3759	35.5	9	20	57	0
Opponents	90	3411	37.9	7	23	61	1

Punt Returns	Ret	FC	Yds	Avg	Long	TD
Odom	33	7	298	9.0	48	0
Gray	11	6	95	8.6	22	0
*Sampson	1	0	0	0.0	0	0
Tullis	1	0	0	0.0	0	0
Packers	46	13	393	8.5	48	0
Opponents	51	22	286	5.6	16	0

Kickoff Returns	No	Yds	Avg	Long	TD
Odom	25	677	27.1	95t	1
Thompson	6	124	20.7	31	0
Wagner	6	84	14.0	17	0
Culbreath	4	58	14.5	20	0
*Hood	3	74	24.7	26	0
Gueno	1	9	9.0	9	0
E.Johnson	1	14	14.0	14	0
*Landers	1	0	0.0	0	0
*Lofton	1	0	0.0	0	0
McGeorge	1	0	0.0	0	0
Middleton	1	22	22.0	22	0
*Sampson	1	23	23.0	23	0
Smith	1	0	0.0	0	0
Packers	52	1085	20.9	95t	1
Opponents	52	1015	19.5	32	0

Primary Starters			
WR	*J.Lofton	LE	M.Butler
LT	T.Stokes	LT	D.Roller
LG	D.Gofourth	RT	C.Barzilauskas
C	L.McCarren	RE	E.Johnson
RG	M.Jackson	LLB	G.Weaver
RT	G.Koch	MLB	*M.Hunt
TE	R.McGeorge	RLB	*J.Anderson
WR	A.Thompson	LCB	W.Buchanan
QB	D.Whitehurst	RCB	M.C.McCoy
FB	T.Middleton	SS	S.Luke
RB	B.Smith	FS	J.Gray

Passing	Att	Cmp	Yds	Cmp%	Yds/Att	TD	TD%	Int	Int%	LG	Sck/Yds	Rtng
Whitehurst	328	168	2093	51.2	6.38	10	3.0	17	5.2	58t	35/258	59.9
*Sproul	13	5	87	38.5	6.69	0	0.0	0	0.0	25	1/7	62.0
B.Douglass	12	5	90	41.7	7.50	1	8.3	1	8.3	30	1/9	61.1
Beverly	2	2	88	100.0	44.00	0	0.0	0	0.0	57	0/0	118.8
Lofton	2	0	0	0.0	0.00	0	0.0	0	0.0	0	0/0	39.6
Packers	357	180	2358	50.4	6.61	11	3.1	18	5.0	58t	37/274	60.9
Opponents	463	254	2910	54.9	6.29	16	3.5	27	5.8	53	48/386	61.2

COMMUNITY
 ADMIN. & COACHES
 VETERANS
 DRAFT & FREE AGENTS
 REVIEW
 1978
 LAMBEAU FIELD
 MISC.

1979 5-11-0, .313, FOURTH, NFC CENTRAL

Head Coach:	Bart Starr	GB	Opp	Attend	Site	Starting QB	Temp
S 2 @ Chicago Bears.....	L	3	6	56,515	SF	D.Whitehurst	77
S 9 New Orleans Saints (Milw) ..	W	28	19	53,184	CoS	D.Whitehurst	66
S 16 Tampa Bay Buccaneers (GB) ..	L	10	21	55,498	LF	D.Whitehurst	72
S 23 @ Minnesota Vikings.....	L	21	27	46,524	Met	D.Whitehurst	60
O 1 New England Patriots (GB) ..	W	27	14	52,842	LF	D.Whitehurst	54
O 7 @ Atlanta Falcons.....	L	7	25	56,184	FCS	D.Whitehurst	70
O 14 Detroit Lions (Milw).....	W	24	16	53,930	CoS	D.Whitehurst	56
O 21 @ Tampa Bay Buccaneers.....	L	3	21	67,186	TaB	D.Whitehurst	83
O 28 @ Miami Dolphins.....	L	7	27	47,741	OB	D.Whitehurst	79
N 4 New York Jets (GB).....	L	22	27	54,201	LF	D.Whitehurst	44
N 11 Minnesota Vikings (Milw) ..	W	19	7	52,706	CoS	D.Whitehurst	37
N 18 @ Buffalo Bills.....	L	12	19	39,679	RiS	D.Whitehurst	43
N 25 Philadelphia Eagles (GB) ..	L	10	21	50,023	LF	D.Whitehurst	40
D 2 @ Washington Redskins.....	L	21	38	51,682	RfK	L.Dickey	42
D 9 Chicago Bears (GB).....	L	14	15	54,207	LF	L.Dickey	35
D 15 @ Detroit Lions.....	W	18	13	57,376	PSD	L.Dickey	dome
		246	316	849,478			

Home: 4-4 (426,591) Away: 1-7 (422,887) + — overtime

Scoring	TD	Ru	Pa	Rt	PAT	FG	\$	PTS
Birney	0	0	0	0	7/10	7/9	0	28
Marcol	0	0	0	0	16/18	4/10	0	28
Coffman	4	0	4	0			0	24
Lofton	4	0	4	0			0	24
Smith	4	3	1	0			0	24
A.Thompson	4	0	3	1			0	24
Whitehurst	4	4	0	0			0	24
Middleton	3	2	1	0			0	18
Torkelson	3	3	0	0			0	18
*Atkins	1	1	0	0			0	6
Butler	1	0	0	1			0	6
Landers	1	0	1	0			0	6
Simpson	1	1	0	0			0	6
Tullis	1	0	1	0			0	6
Anderson	0	0	0	0	1/2	1/1	0	4
Packers	31	14	15	2	24/30	12/20	0	216
Opponents	37	14	21	2	32/35	20/33	1	316

	GB	Opp	Rushing	No	Yds	Avg	Long	TD
First Downs	279	327	Middleton	131	495	3.8	28	2
Rushing.....	121	162	Torkelson	98	401	4.1	15	3
Passing.....	133	146	*Atkins	42	239	5.7	60	1
Penalty.....	25	19	Simpson	66	235	3.6	22	1
Third Downs	85/224	114/248	Smith	57	201	3.5	23	3
Efficiency.....	37.9	46.0	Patton	37	134	3.6	14	0
Fourth Downs	0/0	0/0	Whitehurst	18	73	4.1	17	4
Efficiency.....	0.0	0.0	Landers	17	41	2.4	14	0
Possession Avg.	27:50	32:10	*Ivery	3	24	8.0	11	0
Total Net Yards	4542	5647	Wagner	1	16	16.0	16	0
Avg. Per Game.....	283.9	352.9	Dickey	5	13	2.6	8	0
Total Plays.....	974	1114	Culbreath	5	8	1.6	6	0
Avg. Per Play.....	4.7	5.1	Lofton	1	-1	-1.0	-1	0
Net Yards Rushing	1861	2885	A.Thompson	2	-18	-9.0	-7	0
Avg. Per Game.....	116.3	180.3	Packers	483	1861	3.9	60	14
Total Rushes.....	483	639	Opponents	639	2885	4.5	80	14
Net Yards Passing	2681	2762						
Avg. Per Game.....	167.6	172.6						
Sacked/Yards Lost.....	47/376	35/279						
Gross Yards.....	3057	3041						
Att./Completions.....	444/240	440/249						
Completion Pct.....	54.1	56.6						
Had Intercepted.....	22	18						
Punts/Average	69/40.4	64/39.3						
Net Punting Avg.....	69/34.8	64/34.3						
Penalties/Yards	93/681	106/912						
Fumbles/Ball Lost	37/22	30/14						
Touchdowns	31	37						
Rushing.....	14	14						
Passing.....	15	21						
Returns.....	2	2						

By Quarter	Q1	Q2	Q3	Q4	OT	Pts
Packers	35	99	64	48	0	246
Opponents	61	90	68	91	6	316

NFC Central	W	L	T	Pct	Pts	OP
Tampa Bay	10	6	0	.625	273	237
Chicago	10	6	0	.625	306	249
Minnesota	7	9	0	.438	259	337
Green Bay	5	11	0	.313	246	316
Detroit	2	14	0	.125	219	365

Receiving	No	Yds	Avg	Long	TD
Coffman	56	711	12.7	78t	4
Lofton	54	968	17.9	52	4
A.Thompson	25	395	15.8	50	3
Smith	19	155	8.2	22	1
Torkelson	19	139	7.3	14	0
Middleton	18	155	8.6	29	1
Simpson	11	46	4.2	10	0
Tullis	10	173	17.3	52t	1
*Atkins	10	89	8.9	19	0
*Cassidy	6	102	17.0	23	0
Patton	6	41	6.8	9	0
Landers	5	60	12.0	55t	1
Gueno	1	23	23.0	23	0
Packers	240	3057	12.7	78t	15
Opponents	249	3041	12.2	50t	21

Field Goals	1-19	20-29	30-39	40-49	50+
Marcol	0/0	1/2	2/5	1/3	0/0
Birney	0/0	3/3	2/2	2/3	0/1
Anderson	0/0	0/0	1/1	0/0	0/0
Packers	0/0	4/5	5/8	3/6	0/1
Opponents	1/2	6/8	10/13	3/10	0/0
Marcol: (32N,28G)()	(38G)()	(38N,27G,N)	(46N,32G)	(32N,42G,46N)	(0)()
Birney: (0)()	(0)()	(0)()	(25G,32G)	(33G)	(52N)(27G,25G,46G,46N,41G)
Anderson: (0)()	(0)()	(0)()	(39G)()	(0)()	(0)()
Opponents: (44N,25G,19G)	(23G,27N,19N)	(32N,42N,47N)	(43N)	(42N)	(23G,48G,42G,27N)
(33G)()	(46N,26G,36G)	(32N,24G,39G)()	(41N,37G,34G,31G,32G)()	(33G)	(34G,33G,33N,28N,44G)()

Interceptions	No	Yds	Avg	Long	TD
Gray	5	66	13.2	35	0
Douglass	3	73	24.3	46	0
McCoy	3	60	20.0	38	0
*Wingo	2	13	6.5	13	0
Hood	2	8	4.0	6	0
Hunt	2	13	13.0	13	0
Luke	1	10	10.0	10	0
*C.Johnson	1	0	0.0	0	0
Packers	18	243	13.5	46	0
Opponents	22	247	11.2	66	2

Punting	No	Yds	Avg	TB	In	Lg	B
Beverly	69	2785	40.4	4	11	65	0
Packers	69	2785	40.4	4	11	65	0
Opponents	64	2516	39.3	9	21	68	0
Punt Returns	Ret	FC	Yds	Avg	Long	TD	
Odum	15	5	80	5.3	19	0	
Gray	13	8	61	4.7	18	0	
Packers	28	13	141	5.0	19	0	
Opponents	43	7	305	7.1	19	0	
Kickoff Returns	No	Yds	Avg	Long	TD		
Odum	29	622	21.4	31	0		
A.Thompson	15	346	23.1	100t	1		
McCoy	11	248	22.5	41	0		
Sampson	3	45	15.0	21	0		
S.Johnson	1	16	16.0	16	0		
Wagner	1	8	8.0	8	0		
*Wellman	1	10	10.0	10	0		
Packers	61	1295	21.2	100t	1		
Opponents	50	999	20.0	69	0		

* — rookie

Primary Starters			
WR	J.Lofton	LE	M.Butler
LT	M.Koncar	LT	E.Edwards
L	D.Gofourth		T.Jones
C	L.McCarren	RT	*C.Johnson
RG	L.Harris	RE	E.Johnson
RT	G.Koch		R.Barber
TE	P.Coffman	LLB	G.Weaver
WR	A.Thompson	MLB	*R.Winger
QB	D.Whitehurst	RLB	M.Douglass
RB	T.Middleton	LCB	E.Hood
FB	E.Torkelson	RCB	M.McCoy
	B.Smith	FS	J.Gray
		SS	S.Luke

Passing	Att	Cmp	Yds	Cmp%	Yds/Att	TD	Int	Int%	LG	Sck/Yds	Rtg	
Whitehurst	322	179	2247	55.6	6.98	10	3.1	18	5.6	78t	32/256	64.5
Dickey	119	60	787	50.4	6.61	5	4.2	4	3.4	52t	15/120	71.7
Beverly	2	1	23	50.0	11.50	0	0.0	0	0.0	23	0/0	91.7
Lofton	1	0	0	0.0	0.00	0	0.0	0	0.0	0	0/0	39.6
Packers	444	240	3057	54.1	6.89	15	3.4	22	5.0	78t	47/376	66.4
Opponents	440	249	3041	56.6	6.91	21	4.8	18	4.1	50t	35/279	76.9

COMMUNITY

ADMIN. & COACHES

VETERANS

DRAFT & FREE AGENTS

2020 REVIEW

1979

LAMBEAU FIELD

MISC.

5-10-1, 344, FIFTH, NFC CENTRAL 1980

Head Coach: Bart Starr		GB	Opp	Attend	Site	Starting QB	Temp	
S 7	Chicago Bears (GB)	+W	12	6	54,381	LF	L.Dickey 70	
S 14	Detroit Lions (Milw)	.L	7	29	53,099	CoS	L.Dickey 59	
S 21	@ Los Angeles Rams	.L	21	51	63,850	AnS	L.Dickey 78	
S 28	Dallas Cowboys (Milw)	.L	7	28	54,776	CoS	L.Dickey 57	
O 5	Cincinnati Bengals (GB)	.W	14	9	55,006	LF	L.Dickey 48	
O 12	@ Tampa Bay Buccaneers	+T	14	14	64,854	TaS	L.Dickey 81	
O 19	@ Cleveland Browns	.L	21	26	75,548	CMS	L.Dickey 51	
O 26	Minnesota Vikings (GB)	.W	16	3	56,191	LF	L.Dickey 36	
N 2	@ Pittsburgh Steelers	.L	20	22	52,165	TRS	L.Dickey 44	
N 9	San Francisco 49ers (Milw)	.W	23	16	54,475	CoS	L.Dickey 52	
N 16	@ New York Giants	.L	21	27	76,609	GS	L.Dickey 43	
N 23	@ Minnesota Vikings	.W	25	13	47,234	Met	L.Dickey 35	
N 30	Tampa Bay Buccaneers (Milw)	.L	17	20	54,225	CoS	L.Dickey 42	
D 7	@ Chicago Bears	.L	7	61	57,176	SF	L.Dickey 57	
D 14	Houston Oilers (GB)	.L	3	22	53,201	LF	L.Dickey 20	
D 21	@ Detroit Lions	.L	3	24	75,111	PSD	L.Dickey dome	
			231	371	947,901			
Home: 4-4 (435,354)		Away: 1-6-1 (512,547)						+ — overtime

Scoring	TD Ru	Pa	Rt	PAT	FG	S	P	T
*Ellis	8	5	3	0	0	0	48	
Birney	0	0	0	0	14/18	6/12	0	32
Ivery	4	3	1	0	0	0	24	
Lofton	4	0	4	0	0	0	24	
Marcol	1	0	0	1	7/7	2/3	0	19
Coffman	3	0	3	0	0	0	18	
Atkins	2	1	1	0	0	0	12	
Middleton	2	2	0	0	0	0	12	
Stenerud	0	0	0	0	3/3	3/5	0	12
A.Thompson	2	0	2	0	0	0	12	
Dickey	1	1	0	0	0	0	6	
Huckleby	1	1	0	0	0	0	6	
Larson	1	0	1	0	0	0	6	
Packers	29	13	15	1	24/28	11/20	0	231
Opponents	43	19	19	5	36/42	25/27	1	371

Field Goals	1-19	20-29	30-39	40-49	50+
Birney	0/0	1/2	4/6	0/2	1/2
Stenerud	0/0	1/1	1/1	1/3	0/0
Marcol	0/0	0/0	0/1	2/2	0/0
Packers	0/0	2/3	5/8	3/7	1/2
Opponents	1/10	10/10	7/7	7/9	0/0
Birney:	(0)(0)(0)(47N,24N,36N)(0)(36G)(0)(50G,39G,32G)(53N,42N)(24G,30N,33G)(0)(0)(0)				
Marcol:	(41G,46G,35B)(0)(0)(0)				
Stenerud:	(0)(0)(0)(0)(0)(0)(0)(0)(40G,45N)(47B)(28G)(33G)				
Opponents:	(42G,34G)(32G,39G,43G,42G,23G)(29G)(0)(20G,34G,31G)(0)(40G,42G)(44N,47G)(27G,18G)(24G)(24G,32G)(22G,23G)(39G,44N,20G)(0)(27G)(41G)				

Interceptions	No	Yds	Avg	Long	TD
Gray	5	54	10.8	21	0
Turner	2	13	6.5	13	0
*Jolly	2	2	1.0	2	0
Rudzinski	1	14	14.0	14	0
Luke	1	9	9.0	9	0
Hood	1	0	0.0	0	0
McCoy	1	0	0.0	0	0
Packers	13	92	7.1	21	0
Opponents	29	483	16.7	99t	4

NFC Central	W	L	T	Pct	Pts	OP
Minnesota	9	7	0	.563	317	308
Detroit	9	7	0	.563	334	272
Chicago	7	9	0	.438	304	264
Tampa Bay	5	10	1	.344	271	341
Green Bay	5	10	1	.344	231	371

	GB	Opp
Total First Downs	307	316
Rushing	119	136
Passing	164	166
Penalty	24	14
Third Downs	91/235	102/237
Efficiency	38.7	43.0
Fourth Downs	0/0	0/0
Efficiency	0.0	0.0
Possession Avg.	30:17	29:43
Total Net Yards	5097	5782
Avg. Per Game	318.6	361.4
Total Plays	1047	1059
Avg. Per Play	4.9	5.5
Net Yards Rushing	1806	2399
Avg. Per Game	112.9	149.9
Total Rushes	493	565
Net Yards Passing	3291	3383
Avg. Per Game	205.7	211.4
Sacked/Yards Lost	43/360	34/234
Gross Yards	3651	3617
Att./Completions	511/289	460/259
Completion Pct.	56.6	56.3
Had Intercepted	29	13
Punts/Average	87/38.2	83/39.1
Net Punting Avg.	87/32.7	83/32.9
Penalties/Yards	84/697	109/872
Fumbles/Ball Lost	36/12	27/14
Touchdowns	29	43
Rushing	13	19
Passing	15	19
Returns	1	5

Receiving	No	Yds	Avg	Long	TD
Lofton	71	1226	17.3	47	4
Ivery	50	481	9.6	46t	1
*Ellis	48	496	10.3	69t	3
Coffman	42	496	11.8	25	3
A.Thompson	40	609	15.2	55	2
Middleton	13	59	4.5	17	0
Atkins	7	47	6.7	16	1
Cassidy	5	109	21.8	43	0
*Nixon	4	78	19.5	32	0
Larson	4	37	9.3	21	1
Huckleby	3	11	3.7	8	0
V.Anderson	2	2	1.0	2	0
Packers	289	3651	12.6	69t	15
Opponents	259	3617	14.0	87t	19

Punting	No	Yds	Avg	Long	In	Lg	B
Beverly	86	3294	38.3	6	18	55	0
Marcol	1	33	33.0	1	0	33	0
Packers	87	3327	38.2	7	18	55	0
Opponents	83	3247	39.1	11	23	61	1
Punt Returns	Ret	FC	Yds	Avg	Long	TD	
Cassidy	17	5	139	8.2	20	0	
*Nixon	11	2	85	7.7	16	0	
*Lee	5	0	32	6.4	17	0	
Gray	4	2	41.3	16	0	0	
Packers	37	9	297	8.0	20	0	
Opponents	50	12	342	6.8	21	0	
Kickoff Returns	No	Yds	Avg	Long	TD		
*Lee	30	589	19.6	35	0		
A.Thompson	15	283	18.9	57	0		
McCoy	14	261	18.6	32	0		
*Nixon	6	160	26.7	54	0		
Gray	5	63	12.6	18	0		
Huckleby	3	59	19.7	21	0		
Packers	73	1415	19.4	57	0		
Opponents	52	902	17.3	59	0		

By Quarter	Q1	Q2	Q3	Q4	OT	Pts
Packers	21	91	33	80	6	231
Opponents	64	135	65	107	0	371

Primary Starters			
WR	J.Lofton	LE	M.Butler
LT	T.Stokes	NT	C.Johnson
LG	D.Gofourth	RE	E.Johnson
C	L.McCarren	LOLB	J.Anderson
RG	L.Harris		J.Gueno
RT	G.Koch	LiLB	E.O'Neil
TE	P.Coffman		K.Allerman
WR	A.Thompson	RiLB	E.O'Neil (4)
QB	L.Dickey		K.Allerman (3)
RB	E.Ivery		M.Hunt (3)
FB	*G.Ellis	ROLB	M.Douglass
		LCB	E.Hood
		RCB	M.C.McCoy
		SS	S.Luke
		FS	J.Gray

Passing	Att	Cmp	Yds	Cmp%	Yds/Att	TD	TD%	Int	Int%	LG	Sck/Yds	Rtng
Dickey	478	278	3529	58.2	7.38	15	3.1	25	5.2	69t	37/314	70.0
Whitehurst	15	5	55	33.3	3.67	0	0.0	1	6.7	24	3/19	17.4
Troup	12	4	48	33.3	4.00	0	0.0	3	25.0	24	2/20	6.9
Pisarkiewicz	5	2	19	40.0	3.80	0	0.0	0	0.0	16	1/7	51.3
Beverly	1	0	0	0.0	0.00	0	0.0	0	0.0	0	0/0	39.6
Packers	511	289	3651	56.6	7.14	15	2.9	29	5.7	69t	43/360	65.1
Opponents	460	259	3617	56.3	7.86	19	4.1	13	2.8	87t	34/234	83.8

* — rookie

COMMUNITY

ADMIN. & COACHES

VETERANS

DRAFT & FREE AGENTS

REVIEW

1980

LAMBEAU FIELD

MISC.

1981 8-8-0, .500, THIRD, NFC CENTRAL

Head Coach:	Bart Starr	GB	Opp	Attend	Site	Starting QB	Temp
S 6	@ Chicago Bears.....	W	16	9	62,411	SF	L.Dickey 70
S 13	Atlanta Falcons (GB).....	L	17	31	55,382	LF	L.Dickey 74
S 20	@ Los Angeles Rams.....	L	23	35	61,286	AnS	L.Dickey 89
S 27	Minnesota Vikings (Milw).....	L	13	30	55,012	CoS	L.Dickey 60
O 4	@ New York Giants.....	W	27	14	73,684	GS	L.Dickey 55
O 11	Tampa Bay Buccaneers (GB).....	L	10	21	55,264	LF	L.Dickey 56
O 18	San Francisco 49ers (Milw).....	L	3	13	50,171	CoS	L.Dickey 40
O 25	@ Detroit Lions.....	L	27	31	76,063	PSD	L.Dickey dome
N 1	Seattle Seahawks (GB).....	W	34	24	49,467	LF	D.Whitehurst 56
N 8	New York Giants (Milw).....	W	26	24	54,138	CoS	L.Dickey 53
N 15	Chicago Bears (GB).....	W	21	17	55,338	LF	D.Whitehurst 53
N 22	@ Tampa Bay Buccaneers.....	L	3	37	63,251	TaS	D.Whitehurst 63
N 29	@ Minnesota Vikings.....	W	35	23	46,025	Met	L.Dickey 33
D 6	Detroit Lions (GB).....	W	31	17	54,481	LF	L.Dickey 40
D 13	@ New Orleans Saints.....	W	35	7	45,518	LSD	L.Dickey dome
D 20	@ New York Jets.....	L	3	28	56,340	ShS	L.Dickey 26

Home: 4-4 (429,253) Away: 4-4 (424,578)

	GB	Opp				
Total First Downs	308	326				
Rushing.....	104	140				
Passing.....	174	168				
Penalty.....	30	18				
Third Downs	72/210	103/230				
Efficiency.....	34.3	44.8				
Fourth Downs	0/1	2/2				
Efficiency.....	0.0	100.0				
Possession Avg.	29:23	30:37				
Total Net Yards	4859	5185				
Avg. Per Game.....	303.7	324.1				
Total Plays.....	1044	1087				
Avg. Per Play.....	4.7	4.8				
Net Yards Rushing	1670	2098				
Avg. Per Game.....	104.4	131.1				
Total Rushes.....	478	546				
Net Yards Passing	3189	3087				
Avg. Per Game.....	199.3	192.9				
Sacked/Yards Lost.....	52/387	36/266				
Gross Yards.....	3576	3353				
Att./Completions.....	514/286	505/284				
Completion Pct.....	55.6	56.2				
Had Intercepted.....	24	30				
Punts/Average	84/39.6	69/39.7				
Net Punting Avg.....	84/31.4	69/33.8				
Penalties/Yards	84/687	108/907				
Fumbles/Ball Lost	31/17	42/24				
Touchdowns	37	45				
Rushing.....	11	21				
Passing.....	24	18				
Returns.....	2	6				
By Quarter	Q1	Q2	Q3	Q4	OT	Pts
Packers.....	89	108	64	63	0	324
Opponents.....	51	127	81	102	0	361

324 361 913,831

	Rushing	No	Yds	Avg	Long	TD
Ellis.....	196	860	4.4	29	4	
Huckleby.....	139	381	2.7	22	5	
Middleton.....	53	181	3.4	34	0	
Jensen.....	27	79	2.9	15	0	
Ivery.....	14	72	5.1	28	1	
Whitehurst.....	15	51	3.4	15	1	
Jefferson.....	2	22	11.0	15	0	
Atkins.....	11	12	1.1	15	0	
Dickey.....	19	6	0.3	13	0	
Torkelson.....	1	4	4.0	4	0	
Au.Thompson.....	1	2	2.0	2	0	
Packers.....	478	1670	3.5	34	11	
Opponents.....	546	2098	3.8	35	21	

NFC Central	W	L	T	Pct	Pts	OP
Tampa Bay.....	9	7	0	.563	315	268
Detroit.....	8	8	0	.500	397	322
Green Bay.....	8	8	0	.500	324	361
Minnesota.....	7	9	0	.438	325	369
Chicago.....	6	10	0	.375	253	324

Receiving	No	Yds	Avg	Long	TD
Lofton.....	71	1294	18.2	75t	8
Ellis.....	65	499	7.7	46t	3
Coffman.....	55	687	12.5	29	4
Jefferson.....	39	632	16.2	41	4
Huckleby.....	27	221	8.2	39t	3
Middleton.....	12	86	7.2	27	1
Jensen.....	5	49	9.8	16	0
*G.Lewis.....	3	31	10.3	15	0
Au.Thompson.....	2	30	15.0	25	0
Nixon.....	2	27	13.5	19	0
Ivery.....	2	10	5.0	8	0
Cassidy.....	1	6	6.0	6	0
Atkins.....	1	2	2.0	2	0
Swanke.....	1	2	2.0	2t	1
Packers.....	286	3576	12.5	75t	24
Opponents.....	284	3353	11.8	50t	18

* - rookie

Scoring	TD	Ru	Pa	Rt	PAT	FG	S	PTS
Stenerud.....	0	0	0	0	35/36	22/24	0	101
Huckleby.....	8	5	3	0	0	0	0	48
Lofton.....	8	0	8	0	0	0	0	48
Ellis.....	7	4	3	0	0	0	0	42
Coffman.....	4	0	4	0	0	0	0	24
Jefferson.....	4	0	4	0	0	0	0	24
Hood.....	1	0	1	0	0	0	0	6
Ivery.....	1	1	0	0	0	0	0	6
Lee.....	1	0	0	1	0	0	0	6
Middleton.....	1	0	1	0	0	0	0	6
Swanke.....	1	0	1	0	0	0	0	6
Whitehurst.....	1	1	0	0	0	0	0	6
Wingo.....	0	0	0	0	1/1	0	0	1
Packers.....	37	11	24	2	36/37	22/24	0	324
Opponents.....	45	21	18	6	43/45	16/24	0	361

Field Goals	1-19	20-29	30-39	40-49	50+
Stenerud.....	2/2	7/8	9/9	2/3	2/2
Packers.....	2/2	7/8	9/9	2/3	2/2
Opponents.....	0/0	4/4	9/12	1/5	2/3
Stenerud: (33G/44G)(19G,23G,44G)(24G,46N,27G)(50G,35G)(34G)(26G,28N)(27G,39G)(19G,36G)(32G,28G,35G,23G)(0)(53G)(0)(36G)(0)(31G)					
Opponents: (25G)(32G,42N)(0)(34G,30G,25G,34N)(0)(41N)(26G,32G)(37G,50N,49N)(54G)(33G)(36G)(47G,33G,51G)(22G)(38G,31N)(0)(33N,40N)					

Interceptions	No	Yds	Avg	Long	TD
Harvey.....	6	217	36.2	53	0
Lee.....	6	50	8.3	25	0
Hood.....	3	59	19.7	41t	1
Murphy.....	3	57	19.0	50	0
Cumby.....	3	22	7.3	17	0
Douglass.....	3	20	6.7	13	0
Anderson.....	3	12	4.0	8	0
McCoy.....	2	20	10.0	16	0
Wingo.....	1	38	38.0	38	0
Packers.....	30	30	495	16.5	53
Opponents.....	24	475	19.8	81t	3

Punting	No	Yds	Avg	TB	In	Lg	B
*Stachowicz.....	82	3330	40.6	9	16	72	2
Packers.....	84	3330	39.6	9	16	72	2
Opponents.....	69	2738	39.7	5	14	58	0

Punt Returns	Ret	FC	Yds	Avg	Long	TD
Lee.....	20	1	187	9.4	94t	1
Nixon.....	15	4	118	7.9	17	0
Cassidy.....	2	0	0	0.0	0	0
*Whitaker.....	2	0	1	0.5	1	0
Gray.....	1	1	0	0.0	0	0
Packers.....	40	10	306	7.7	94t	1
Opponents.....	50	4	511	10.2	56t	0

Kickoff Returns	No	Yds	Avg	Long	TD
Lee.....	14	270	19.3	31	0
Nixon.....	12	222	18.5	25	0
McCoy.....	11	221	20.1	36	0
Huckleby.....	7	134	19.1	27	0
Middleton.....	6	100	16.7	30	0
Coffman.....	3	77	25.7	52	0
Gray.....	2	24	12.0	19	0
*Braggs.....	1	0	0.0	0	0
Jefferson.....	1	3	3.0	3	0
Jensen.....	1	15	15.0	15	0
Packers.....	58	1066	18.4	52	0
Opponents.....	70	1183	16.9	42	0

Primary Starters			
WR	J.Lofton	LE	M.Butler
LT	M.Koncar	NT	T.Jones
LG	D.Gofourth	RE	C.Merrill
C	L.McCarren	LOLB	J.Anderson
RG	L.Harris	LILB	R.Wingo
RT	G.Koch	RILB	G.Cumby
TE	P.Coffman	ROLB	M.Douglass
WR	J.Jefferson	LCB	M.Lee
QB	L.Dickey	RCB	M.C.McCoy
RB	H.Huckleby	SS	J.Gray
FB	G.Ellis		M.Murphy
		FS	M.Harvey

Passing	Att	Cmp	Yds	Cmp%	Yds/Att	TD	Int	Int%	LG	Sck/Yds	Rtg	
Dickey.....	354	204	2593	57.6	7.32	17	4.8	15	4.2	75t	40/298	79.0
Whitehurst.....	128	66	792	51.6	6.19	7	5.5	5	3.9	46t	10/78	72.8
*Campbell.....	30	15	168	50.0	5.60	0	0.0	4	13.3	27	2/11	27.5
Ellis.....	2	1	23	50.0	11.50	0	0.0	0	0.0	23	0/0	91.7
Packers.....	514	286	3576	55.6	6.96	24	4.7	24	4.7	75t	52/387	73.5
Opponents.....	505	284	3353	56.2	6.64	18	3.6	30	5.9	50t	36/266	63.7

COMMUNITY

ADMIN. & COACHES

VETERANS

DRAFT & FREE AGENTS

2020 REVIEW

1981

LAMBEAU FIELD

MISC.

Head Coach:	Bart Starr	GB	Opp	Attend	Site	Starting QB	Temp
S 12	Los Angeles Rams (Milw)	W	35	23	53,694	CoS	L.Dickey 75
S 20	@ New York Giants	W	27	19	68,405	GS	L.Dickey 57
N 21	Minnesota Vikings (Milw)	W	26	7	44,681	CoS	L.Dickey 45
N 28	@ New York Jets	L	13	15	53,872	ShS	L.Dickey
D 5	Buffalo Bills (Milw)	W	33	21	46,655	CoS	L.Dickey 43
D 12	Detroit Lions (GB)	L	10	30	51,875	LF	L.Dickey 10
D 19	@ Baltimore Colts	T	20	20	25,920	BMS	L.Dickey 37
D 26	@ Atlanta Falcons	W	38	7	50,245	FCS	L.Dickey 67
J 2	@ Detroit Lions	L	24	27	64,377	PSD	L.Dickey dome
			226	169	459,724		

Home: 3-1 (196,905) Away: 2-2-1 (262,819) + — overtime

Games Lost to Strike: S 26 Miami Dolphins (GB), O 3 Philadelphia Eagles (Milw), O 10 @ Chicago Bears, O 17 Tampa Bay Buccaneers (GB), O 24 @ Minnesota Vikings, O 31 Chicago Bears (GB), N 7 @ Tampa Bay Buccaneers

NFC First-Round Playoff

J 8 St. Louis Cardinals (GB) . . . W 41 16 54,282 LF L.Dickey 20

NFC Second-Round Playoff

J 16 @ Dallas Cowboys . . . L 26 37 63,972 TxS L.Dickey 54

	GB	Opp	Rushing	No	Yds	Avg	Long	TD
Total First Downs	175	164	Ivory	127	453	3.6	32	9
Rushing	59	58	Ellis	62	228	3.7	29	1
Passing	97	96	*Rodgers	46	175	3.8	13	1
Penalty	19	10	Lofton	4	101	25.3	83t	1
Third Downs	50/121	53/138	*Meade	14	42	3.0	19	0
Efficiency	41.3	38.4	Jensen	9	28	3.1	10	0
Fourth Downs	1/3	3/12	Huckleyby	4	19	4.8	7	0
Efficiency	33.3	25.0	Dickey	13	19	1.5	11	0
Possession Avg.	29:41	30:19	Jefferson	2	16	8.0	11	0
Total Net Yards	2910	2707	Stachowicz	2	0	0.0	0	0
Avg. Per Game	323.3	300.8	Packers	283	1081	3.8	83t	12
Total Plays	582	622	Opponents	275	932	3.4	36	9
Avg. Per Play	5.0	4.4						
Net Yards Rushing	1081	932	National Conf. W L T	Pct	Pts	OP		
Avg. Per Game	120.1	103.6	Washington	8	1	0.889	190	128
Total Rushes	283	275	Dallas	6	3	0.667	226	145
Net Yards Passing	1829	1775	Green Bay	5	3	1	226	169
Avg. Per Game	203.2	197.2	Minnesota	5	4	0.556	187	198
Sacked/Yards Lost	32/239	20/175	Atlanta	5	4	0.556	183	199
Gross Yards	2068	1950	St. Louis	5	4	0.556	135	170
Att./Completions	267/143	327/177	Tampa Bay	5	4	0.556	158	178
Completion Pct.	53.6	54.1	Detroit	4	5	0.444	181	176
Had Intercepted	15	12	New Orleans	4	5	0.444	129	160
Punts/Average	42/40.2	46/41.8	N.Y. Giants	5	0	0.444	164	160
Net Punting Avg.	42/32.4	46/35.8	San Francisco	3	6	0.333	209	206
Penalties/Yards	42/343	72/629	Chicago	6	0	0.333	141	174
Fumbles/Ball Lost	20/11	26/11	Philadelphia	3	6	0.333	191	195
Touchdowns	27	19	L.A. Rams	2	7	0.222	200	250
Rushing	12	9						
Passing	12	9						
Returns	3	1						

By Quarter	Q1	Q2	Q3	Q4	OT	Pts
Packers	26	65	64	71	0	226
Opponents	59	46	29	35	0	169

Primary Starters

WR	J.Loftern	LE	M.Butler
LT	K.Swanke	NT	T.Jones
LG	D.Gofourth	RE	E.Johnson
C	L.McCarren	LOLB	J.Anderson
RG	L.Harris	LILB	R.Scott
TE	G.Koch	R.Wingo	
RT	P.Coffman	RILB	G.Cumby
WR	J.Jefferson	ROLB	M.Douglas
QB	L.Dickey	LCB	E.Hood
RB	E.Ivory	RCB	M.C.McCoy
FB	G.Ellis	SS	J.Gray
		FS	M.Harvey

Scoring	TD	Ru	Pa	Rt	PAT	FG	S	PTS
Stenerud	0	0	0	0	25/27	13/18	0	64
Ivory	10	9	1	0				60
Lofton	5	1	4	0				30
*Rodgers	3	1	2	0				18
Coffman	2	0	2	0				12
*Epps	2	0	2	0				12
Thompson	2	0	2	0				12
Ellis	1	1	0	0				6
Harvey	1	0	0	1				6
Jensen	1	0	1	0				6
Packers	27	12	12	3	25/27	13/18	0	226
Opponents	19	9	9	1	17/19	12/18	1	169

Field Goals	1-19	20-29	30-39	40-49	50+
Stenerud	1/1	4/5	5/5	3/6	0/1
Packers	1/1	4/5	5/5	3/6	0/1
Opponents	0/0	8/9	2/3	2/5	0/1
Stenerud: () (48B,37G,22G)(18G,32G)(50N)(33G,25G,22N,31G,42G)(43N,31G)(40G,25G,47N)(22G)(48G)					
Opponents: (32G,29G,28G,51N)(37G)(42B,25G)(26B,32N)(27G,27G,25G,44B)(23G,40G,44B)(1)(49G,28G)					

Interceptions	No	Yds	Avg	Long	TD
Anderson	3	22	7.3	9	0
Douglass	2	55	27.5	30	0
Harvey	2	32	16.0	17	0
Lee	1	40	40.0	40	0
Gray	1	21	21.0	21	0
Cumby	1	4	4.0	4	0
Hood	1	0	0.0	0	0
Wingo	1	0	0.0	0	0
Packers	12	174	14.5	40	0
Opponents	15	146	9.7	36	0

Punting	No	Yds	Avg	TB	In	LG	B
Stachowicz	42	1687	40.2	2	7	53	0
Packers	42	1687	40.2	2	7	53	0
Opponents	46	1925	41.8	4	11	55	0

Punt Returns	Ret	FC	Yds	Avg	Long	TD
*Epps	20	5	150	7.5	35	0
Gray	6	1	48	8.0	15	0
Packers	26	6	198	7.6	35	0
Opponents	27	3	286	10.6	58	0

Kickoff Returns	No	Yds	Avg	Long	TD
*Rodgers	20	436	21.8	76	0
Huckleyby	5	89	17.8	26	0
Clark	4	75	18.8	30	0
Gray	2	29	14.5	25	0
*Meade	2	31	15.5	17	0
C.Lewis	1	4	4.0	4	0
Packers	34	664	19.5	76	0
Opponents	45	875	19.4	96t	1

Sacks: Johnson 5.5, C.Merrill 4, Douglass 3, Jones 3, Butler 2, Harvey 1, Wingo 1, Anderson 0.5, Packers 20, Opponents 32

Receiving	No	Yds	Avg	Long	TD
Lofton	35	696	19.9	80t	4
Jefferson	27	452	16.7	50	0
Coffman	23	287	12.5	42	2
Ellis	18	140	7.8	20	0
Ivory	16	186	11.6	62	1
*Epps	10	226	22.6	50	2
*Rodgers	3	23	7.7	16	0
G.Lewis	3	21	7.0	12	0
Jensen	3	18	6.0	11	1
*Meade	3	-5	-1.7	-1	0
Thompson	2	24	12.0	23t	2
Packers	143	2068	14.5	80t	12
Opponents	177	1950	11.0	44	9

Passing	Att	Cmp	Yds	Cmp%	Yds/Att	TD	TD%	Int	Int%	LG	Sck/Yds	Rtg
Dickey	218	124	1790	56.9	8.21	12	5.5	14	6.4	80t	25/196	75.3
Whitehurst	47	18	235	38.3	5.00	0	0.0	1	2.1	22	7/43	46.0
Ivory	1	0	0	0.0	0.00	0	0.0	0	0.0	0	0/0	39.6
Lofton	1	1	43	100.0	43.00	0	0.0	0	0.0	43	0/0	118.8
Packers	267	143	2068	53.6	7.75	12	4.5	15	5.6	80t	32/239	70.6
Opponents	327	177	1950	54.1	5.96	9	2.8	12	3.7	44	20/175	65.9

* — rookie

COMMUNITY

ADMIN. & COACHES

VETERANS

DRAFT & FREE AGENTS

2020 REVIEW

1982

LAMBEAU FIELD

MISC.

1983 8-8-0, .500, SECOND, NFC CENTRAL

Head Coach:	Bart Starr	GB	Opp	Attend	Site	Starting QB	Temp
S 4	@ Houston Oilers	..+W	41	38	44,073	AD	L.Dickey dome
S 11	Pittsburgh Steelers (GB)	..L	21	25	55,154	LF	L.Dickey 68
S 18	Los Angeles Rams (Milw)	..W	27	24	54,037	CoS	L.Dickey 68
S 26	@ New York Giants	..L	3	27	75,308	GS	L.Dickey 72
O 2	Tampa Bay Buccaneers (GB)	..W	55	14	54,272	LF	L.Dickey 71
O 9	@ Detroit Lions	..L	14	38	67,738	PSD	L.Dickey dome
O 17	Washington Redskins (GB)	..W	48	47	55,255	LF	L.Dickey 42
O 23	Minnesota Vikings (GB)	..+L	17	20	55,236	LF	L.Dickey 47
O 30	@ Cincinnati Bengals	..L	14	34	53,349	RvS	L.Dickey 56
N 6	Cleveland Browns (Milw)	..W	35	21	54,089	CoS	L.Dickey 43
N 13	@ Minnesota Vikings	..W	29	21	60,113	MD	L.Dickey dome
N 20	Detroit Lions (Milw)	..+L	20	23	50,050	CoS	L.Dickey 46
N 27	@ Atlanta Falcons	..+L	41	47	35,688	FCS	L.Dickey 55
D 4	Chicago Bears (GB)	..W	31	28	51,147	LF	L.Dickey 28
D 12	@ Tampa Bay Buccaneers	..+W	12	9	50,763	TaS	L.Dickey 57
D 18	@ Chicago Bears	..L	21	23	35,807	SF	L.Dickey 3
Home: 5-3 (429,240)		Away: 3-5 (422,839)		429		852,079	
				+ — overtime			

Scoring	TD	Ru	Pa	Rt	PAT	FG	S	PTS
Stenerud	0	0	0	0	52/52	21/26	0	115
Coffman	11	0	11	0	0	0	0	66
Lofton	8	0	8	0	0	0	0	48
Jefferson	7	0	7	0	0	0	0	42
Ellis	6	4	2	0	0	0	0	36
Huckleby	4	4	0	0	0	0	0	24
Dickey	3	3	0	0	0	0	0	18
Ivery	3	2	1	0	0	0	0	18
Meade	3	1	2	0	0	0	0	18
Douglass	2	0	2	0	0	0	0	12
G.Lewis	2	1	1	0	0	0	0	12
Anderson	1	0	1	0	0	0	0	6
*Clark	1	0	1	0	0	0	0	6
Epps	1	0	1	0	0	0	0	6
Boyd	0	0	0	0	0	0	1	2
Packers	52	15	33	4	52/52	21/26	1	429
Opponents	55	28	20	7	50/53	19/21	4	339

	GB	Opp	Rushing	No	Yds	Avg	Long	TD					
Total First Downs	340	366	Ellis	141	696	4.9	71	4					
Rushing	99	171	Ivery	86	340	4.0	21	2					
Passing	214	187	*Clark	71	328	4.6	42	0					
Penalty	27	8	Meade	55	201	3.7	15	1					
Third Downs	72/189	111/239	Huckleby	50	182	3.6	20	4					
Efficiency	38.1	46.4	Lofton	9	36	4.0	13	0					
Fourth Downs	2/8	5/10	G.Lewis	4	16	4.0	11	1					
Efficiency	25.0	50.0	Dickey	2	12	0.6	4	3					
Possession Avg.	27:01	32:59	Whitehurst	2	-4	-2.0	0	0					
Total Net Yards	6172	6403	Packers	439	1807	4.1	71	15					
Avg. Per Game	385.8	400.2	Opponents	597	2641	4.4	43	28					
Total Plays	1007	1156	NFC Central					W	L	T	Pct	Pts	QP
Avg. Per Play	6.1	5.5	Detroit	9	7	0	.563	347	286				
Net Yards Rushing	1807	2641	Green Bay	8	8	0	.500	429	439				
Avg. Per Game	112.9	165.1	Chicago	8	8	0	.500	311	301				
Total Rushes	439	597	Minnesota	8	8	0	.500	316	348				
Net Yards Passing	4365	3762	Tampa Bay	2	14	0	.125	241	380				
Avg. Per Game	272.8	235.1	Receiving										
Sacked/Yards Lost	42/323	41/271	Lofton	58	1300	22.4	74t	8					
Gross Yards	4688	4033	Jefferson	57	830	14.6	36	7					
Att./Completions	526/311	518/300	Coffman	54	814	15.1	74	11					
Completion Pct.	59.1	57.9	Ellis	52	603	11.6	56	2					
Had Intercepted	32	19	Epps	18	313	17.4	45	0					
Punts/Average	70/41.0	78/39.1	*Clark	18	279	15.5	75t	1					
Net Punting Avg.	70/33.5	78/32.9	Ivery	16	139	8.7	17	2					
Penalties/Yards	80/648	110/965	Meade	16	110	6.9	31t	2					
Fumbles/Ball Lost	37/18	32/12	G.Lewis	11	204	18.5	49	1					
Touchdowns	52	55	Huckleby	10	87	8.7	14	0					
Rushing	15	28	Kitson	1	9	9.0	9	0					
Passing	33	20	Packers	311	4688	15.1	75t	33					
Returns	4	7	Opponents	300	4033	13.4	87t	20					

By Quarter	Q1	Q2	Q3	Q4	OT	Pts
Packers	120	147	44	112	6	429
Opponents	74	105	109	139	12	439

Primary Starters

WR	J.Lofton	LE	B.Braggs
LT	K.Swanke	NT	C.Johnson
LG	*D.Drechsler	R	Turner
C	L.McCarran	RE	E.Johnson
RG	T.Huffman	LOLB	J.Anderson
	S.Kitson	LILB	R.Wingo
RT	G.Koch	R	Scott
TE	P.Coffman	RILB	G.Cumby
WR	J.Jefferson	ROLB	M.Douglass
QB	L.Dickey	RCB	M.Lee
RB	G.Ellis	RCB	M.C.McCoy
	E.Ivery		*T.Lewis
FB	M.Meade	SS	J.Gray
	G.Ellis	FS	M.Murphy
			M.Harvey

Field Goals 1-19 20-29 30-39 40-49 50+

Stenerud	2/2	6/6	7/9	6/9	0/0
Packers	2/2	6/6	7/9	6/9	0/0
Opponents	0/0	6/7	8/15	4/5	1/2
Stenerud: (46G,42G)(38G,36G)(20G,37N)(19G,27G)(47G,20G)(47B,48G)(46G,40G)(36G,34G,40N)(23G,33G)(37N,45N,19G)(35G,32G,23G,23G)(37N,45N,19G)(35G,32G,23G,23G)(31N,31G,30G,44B)(31G,26B)(56G,32G)(29G)(42G,28G,31G,28G,39N)(44G,37N,32G)(31N)(31G,30G,33N,37G)(44G,22G)(22G,35N)(38N,22G)					

Interceptions No Yds Avg Long TD

*T.Lewis	5	111	22.2	46	0
Anderson	5	54	10.8	27t	1
Lee	4	23	5.8	15	0
Gray	2	5	2.5	5	0
Laughlin	1	22	22.0	22	0
Scott	1	12	12.0	12	0
Jolly	1	0	0.0	0	0
Packers	19	227	11.9	46	1
Opponents	32	337	10.5	56	4

Punting No Yds Avg TB In Lg B

*Scriver	69	2869	41.6	7	11	70	1
Packers	70	2869	41.0	7	11	70	1
Opponents	78	3052	39.1	8	19	59	0

Punt Returns Ret FC Yds Avg Long TD

Epps	36	13	324	9.0	90t	1
Gray	2	0	9	4.5	5	0
Hood	1	0	0	0.0	0	0
Lee	1	0	-4	-4.0	-4	0
C.Lewis	1	0	0	0.0	0	0
Packers	41	13	329	8.0	90t	1
Opponents	43	8	384	8.9	59t	1

Kickoff Returns No Yds Avg Long TD

Huckleby	41	757	18.5	57	0
*T.Lewis	20	358	17.9	30	0
Gray	11	178	16.2	26	0
*Winters	3	28	9.3	12	0
*Drechsler	1	1	1.0	1	0
Ivery	1	17	17.0	17	0
Kitson	1	0	0.0	0	0
Lee	1	0	0.0	0	0
Packers	79	1339	16.9	57	0
Opponents	78	1429	18.3	41	0

Sacks: E.Johnson 14.5, Braggs 5.5, Douglass 5.5, Anderson 4.5, C.Johnson 3.5, Boyd 2, Cumby 2, C.Lewis 2, Turner 1, Spears 0.5, Packers 41, Opponents 42

* — rookie

Passing Att Cmp Yds Cmp% Yds/Att TD TD% Int% Int/LG Sck/Yds Rtg

Dickey	484	289	4458	59.7	9.21	32	6.6	29	6.0	75t	40/307	87.3
Whitehurst	35	18	149	51.4	4.26	0	0.0	2	5.7	19	2/16	38.9
Ellis	5	2	31	40.0	6.20	1	20.0	1	20.0	20	0/0	61.3
Ivery	2	2	50	100.0	25.00	0	0.0	0	0.0	35	0/0	118.8
Packers	526	311	4688	59.1	8.91	33	6.3	32	6.1	75t	42/323	84.1
Opponents	518	300	4033	57.9	7.79	20	3.9	19	3.7	87t	41/271	80.4

COMMUNITY

ADMIN. & COACHES

VETERANS

DRAFT & FREE AGENTS

2020 REVIEW

1983

LAMBEAU FIELD

MISC.

1985 8-8-0, .500, SECOND, NFC CENTRAL

Head Coach:	Forrest Gregg	GB	Opp	Attend	Site	Starting QB	Temp	
S 8	@ New England Patriots	L	20	26	49,488	SuS	L.Dickey	86
S 15	New York Giants (GB)	W	23	20	56,149	LF	L.Dickey	70
S 22	New York Jets (Milw)	L	3	24	53,667	CoS	L.Dickey	72
S 29	@ St. Louis Cardinals	L	28	43	48,598	BuS	R.Wright	66
O 6	Detroit Lions (GB)	W	43	10	55,914	LF	L.Dickey	50
O 13	Minnesota Vikings (Milw)	W	20	17	54,674	CoS	L.Dickey	58
O 21	@ Chicago Bears	L	7	23	65,095	SF	L.Dickey	53
O 27	@ Indianapolis Colts	L	10	37	59,708	HD	L.Dickey	dome
N 3	Chicago Bears (GB)	L	10	16	55,343	LF	J.Zorn	44
N 10	@ Minnesota Vikings	W	27	17	59,790	MD	J.Zorn	dome
N 17	New Orleans Saints (Milw)	W	38	14	52,104	CoS	L.Dickey	41
N 24	@ Los Angeles Rams	L	17	34	52,710	AnS	L.Dickey	60
D 1	Tampa Bay Buccaneers (GB)	W	21	0	19,856	LF	L.Dickey	30
D 8	Miami Dolphins (GB)	L	24	34	52,671	LF	J.Zorn	23
D 15	@ Detroit Lions	W	26	23	49,379	PSD	J.Zorn	dome
D 22	@ Tampa Bay Buccaneers	W	20	17	33,992	TaS	J.Zorn	55
		337 355		819,318				
Home: 5-3 (400,378)		Away: 3-5 (418,940)						

Scoring	TD	Ru	Pa	Rt	PAT	FG	S	PTS
Del Greco	0	0	0	38/40	19/26	0	95	
Clark	7	5	2	0	0	0	42	
Coffman	6	0	6	0	0	0	36	
Ellis	5	5	0	0	0	0	30	
Epps	4	1	3	0	0	0	24	
Ivery	4	2	2	0	0	0	24	
Lofton	4	0	4	0	0	0	24	
Dennard	2	0	2	0	0	0	12	
*Ellerson	2	2	0	0	0	0	12	
Dickey	1	1	0	0	0	0	6	
Douglass	1	0	1	0	0	0	6	
T.Lewis	1	0	1	0	0	0	6	
Moore	1	0	1	0	0	0	6	
Murphy	1	0	1	0	0	0	6	
West	1	0	1	0	0	0	6	
Brown	0	0	0	0	0	0	0	
Packers	40	16	21	3	38/40	19/26	1	327
Opponents	43	17	22	4	41/43	16/31	4	355

Total First Downs	GB	Opp	Rushing	No	Yds	Avg	Long	TD
Rushing	318	310	Ivery	132	636	4.8	34	2
Passing	114	111	Clark	147	633	4.3	80	5
Penalty	172	178	Ellis	104	571	5.5	39t	5
		32	*Ellerson	32	205	6.4	37t	2
Third Downs	66/200	80/213	Epps	5	103	20.6	34	1
Efficiency	33.0	37.6	Huckleby	8	41	5.1	15	0
Fourth Downs	6/12	6/15	Lofton	4	14	3.5	21	0
Efficiency	50.0	40.0	Zorn	10	9	0.9	8	0
Possession Avg.	28:59	31:01	Wright	8	8	1.0	8	0
Total Net Yards	5371	5173	Prather	1	0	0.0	0	0
Avg. Per Game	335.7	323.3	West	1	0	0.0	0	0
Total Plays	1033	1051	Dickey	18	-12	-0.7	3	1
Avg. Per Play	5.2	4.9	Packers	470	2208	4.7	80	16
Net Yards Rushing	2208	2047	Opponents	494	2047	4.1	65t	17
Avg. Per Game	138.0	127.9						
Total Rushes	470	494						
Net Yards Passing	3163	3126						
Avg. Per Game	197.7	195.4						
Sacked/Yards Lost	50/389	48/383						
Gross Yards	3552	3509						
Att./Completions	513/267	509/295						
Completion Pct.	52.0	58.0						
Had Intercepted	27	15						
Punts/Average	82/39.8	77/42.7						
Net Punting Avg.	82/32.8	77/35.3						
Penalties/Yards	101/798	102/797						
Fumbles/Ball Lost	39/18	44/25						
Touchdowns	40	43						
Rushing	16	17						
Passing	21	22						
Returns	3	4						

NFC Central	W	L	T	Pct	Pts	OP
Chicago	15	1	0	.938	456	198
Green Bay	8	8	0	.500	337	355
Minnesota	7	9	0	.438	346	359
Detroit	7	9	0	.438	307	366
Tampa Bay	2	14	0	.125	294	448

Receiving	No	Yds	Avg	Long	TD
Lofton	69	1153	16.7	56t	4
Coffman	49	666	13.6	32	6
Epps	44	683	15.5	63	3
Ivery	28	270	9.6	24	2
Clark	24	252	10.5	55t	2
Ellis	24	206	8.6	35	0
Dennard	13	182	14.0	34	2
West	8	95	11.9	30	1
Huckleby	5	27	5.4	8	0
*Ellerson	2	15	7.5	11	0
Moore	1	3	3.0	3t	1
Packers	267	3552	13.3	63	21
Opponents	295	3509	11.9	61t	22

Sacks: Johnson 9.5, Carreker 9, Anderson 6, Murphy 4, Brown 3, Martin 3, *Noble 3, Scott 3, Butler 2, Humphrey 2, Prather 2, Douglass 1.5, Packers 48, Opponents 50

Passing	Att	Cmp	Yds	Cmp%	Yds/Att	TD%	Int	Int%	LG	Sck/Yds	Rtg	
Dickey	314	172	2206	54.8	7.03	15	4.8	17	5.4	63	30/226	70.4
Zorn	123	56	794	45.5	6.46	4	3.3	6	4.9	56t	11/89	57.4
Wright	74	39	552	52.7	7.46	2	2.7	4	5.4	38	8/67	63.6
Ellis	1	0	0	0.0	0.00	0	0.0	0	0.0	0	0/0	39.6
Ivery	1	0	0	0.0	0.00	0	0.0	0	0.0	0	1/7	39.6
Packers	513	267	3552	52.0	6.92	21	4.1	27	5.3	63	50/389	66.0
Opponents	509	295	3509	58.0	6.89	22	4.3	15	2.9	61t	48/383	81.2

Field Goals 1-19	20-29	30-39	40-49	50+	
Del Greco	0/0	10/12	4/4	5/9	0/1
Packers	0/0	10/12	4/4	5/9	0/1
Opponents	.2/2	8/11	4/7	1/8	1/3
Del Greco: (40N)(40G)(39G)(33G,21G) (45G,22G)(42B)(29G)(40G)(52N,46G,28G) (27G)(38G)(25B,24N)(22G,42N) (38G,29G,25G,27G)(47N,24G,40G) Opponents: (34G)(23G,52G,47N)(50N, 25G)(27N,22G,38G)(22G,27N,24N)(47N, 18G)(24G,26G,47N,22G,44B)(51N,24G)(40N,43G,31N,32G)(33N)(30B)(19G) (33G,41N,48N)					
Interceptions	No	Yds	Avg	Long	TD
T.Lewis	4	4	1.0	4	0
Douglass	2	126	63.0	80t	1
Murphy	2	50	25.0	50t	1
Scott	2	50	25.0	30	0
Anderson	2	2	1.0	2	0
Lee	1	23	23.0	23	0
Flynn	1	7	7.0	7	0
Cade	1	0	0.0	0	0
Packers	15	262	17.5	80t	2
Opponents	27	326	12.1	67	1

Punting	No	Yds	Avg	TB	In	LG	B
Prokop	56	2210	39.5	6	9	66	0
Bracken	26	1052	40.5	2	1	54	0
Packers	82	3262	39.8	8	10	66	0
Opponents	77	3290	42.7	10	24	68	0
Punt Returns	Rt	Fc	Yds	Avg	Long	TD	
Epps	15	3	146	9.7	46	0	
*Stanley	14	3	179	12.8	27	0	
Flynn	7	4	41	5.9	13	0	
Hayes	1	0	0	0.0	0	0	
Murphy	1	0	4	4.0	4	0	
Packers	38	10	370	9.7	46	0	
Opponents	46	10	411	8.9	47	0	

Kickoff Returns	No	Yds	Avg	Long	TD
*Ellerson	29	521	18.0	32	0
Ellis	13	247	19.0	40	0
Epps	12	279	23.3	48	0
*Stanley	9	212	23.6	36	0
Anderson	1	14	14.0	14	0
Flynn	1	20	20.0	20	0
Jones	1	11	11.0	11	0
*Stills	1	14	14.0	14	0
Packers	67	1318	19.7	48	0
Opponents	71	1570	22.1	98t	2

Primary Starters

WR	J.Lofton	LE	A.Carreker
LT	K.Swanke	RE	R.Brown
LG	K.Uecker	NT	C.Martin
	*R.Moran		D.Humphrey
C	M.Cannon	RE	E.Johnson
RG	R.Hallstrom	LOLB	J.Anderson
RT	G.Koch	LILB	R.Scott
TE	P.Coffman	RILB	*B.Noble
WR	F.Epps	ROLB	M.Douglass
QB	L.Dickey	LCB	M.Lee
	J.Zorn	RCB	T.Lewis
RB	G.Ellis	SS	M.Murphy
	E.Ivery	FS	T.Flynn
FB	J.Clark		

4-12-0, .250, FIFTH, NFC CENTRAL 1988

Head Coach:		GB	Opp	Attend	Site	Starting QB	Temp
S 4	Los Angeles Rams (GB)	L 7	34	53,769	LF	R.Wright	70
S 11	Tampa Bay Buccaneers (GB)	L 10	13	52,584	LF	R.Wright	75
S 18	@ Miami Dolphins	L 17	24	54,409	JRS	R.Wright	87
S 25	Chicago Bears (GB)	L 6	24	56,492	LF	R.Wright	70
O 2	@ Tampa Bay Buccaneers	L 24	27	40,003	TaS	R.Wright	85
O 9	New England Patriots (Milw)	W 45	3	51,932	CoS	D.Majkowski	56
O 16	@ Minnesota Vikings	W 34	14	59,053	MD	D.Majkowski dome	
O 23	Washington Redskins (Milw)	L 17	20	51,767	CoS	D.Majkowski	46
O 30	@ Buffalo Bills	L 0	28	79,176	RiS	D.Majkowski	40
N 6	@ Atlanta Falcons	L 0	20	29,952	FCS	D.Majkowski	54
N 13	Indianapolis Colts (GB)	L 13	20	53,492	LF	D.Majkowski	39
N 20	Detroit Lions (Milw)	L 9	19	44,327	CoS	D.Majkowski	38
N 27	@ Chicago Bears	L 0	16	62,026	SF	D.Majkowski	39
D 4	@ Detroit Lions	L 14	30	28,124	PSD	R.Wright	dome
D 11	Minnesota Vikings (GB)	W 18	6	48,892	LF	R.Wright	14
D 18	@ Phoenix Cardinals	W 26	17	44,586	SDv	D.Majkowski	62
			240	315	810,584		

Home: 2-6 (413,255) Away: 2-6 (397,329)

GB	Opp	Rushing	No	Yds	Avg	Long	TD																																										
Total First Downs	280	281	Fullwood	101	483	4.8	33*																																										
Rushing	78	130	Majkowski	47	225	4.8	24																																										
Passing	175	136	*Woodside	83	195	2.3	10																																										
Penalty	27	15	Mason	48	194	4.0	17																																										
Third Downs	77/215	76/215	Davis	39	121	3.1	27																																										
Efficiency	35.8	35.3	Carrueth	49	114	2.3	14																																										
Fourth Downs	7/14	8/16	Wright	8	43	5.4	19																																										
Efficiency	50.0	50.0	Matthews	3	3	1.0	4																																										
Possession Avg.	29:16	30:44	*Collins	2	2	1.0	2																																										
Total Net Yards	4664	4843	Stanley	1	1	1.0	1																																										
Avg. Per Game	291.5	302.7	*Sharpe	4	-2	-0.5	5																																										
Total Plays	1018	1018	Packers	385	1379	3.6	33																																										
Avg. Per Play	4.6	4.8	Opponents	514	2110	4.1	80																																										
Net Yards Rushing	1379	2110																																															
Avg. Per Game	86.2	131.9	<table border="1"> <thead> <tr> <th>NFC Central</th> <th>W</th> <th>L</th> <th>T</th> <th>Pct</th> <th>Pts</th> <th>OP</th> </tr> </thead> <tbody> <tr> <td>Chicago</td> <td>12</td> <td>4</td> <td>0</td> <td>.750</td> <td>312</td> <td>215</td> </tr> <tr> <td>Minnesota</td> <td>11</td> <td>5</td> <td>0</td> <td>.688</td> <td>406</td> <td>233</td> </tr> <tr> <td>Tampa Bay</td> <td>5</td> <td>11</td> <td>0</td> <td>.313</td> <td>261</td> <td>350</td> </tr> <tr> <td>Detroit</td> <td>4</td> <td>12</td> <td>0</td> <td>.250</td> <td>220</td> <td>313</td> </tr> <tr> <td>Green Bay</td> <td>4</td> <td>12</td> <td>0</td> <td>.250</td> <td>240</td> <td>315</td> </tr> </tbody> </table>					NFC Central	W	L	T	Pct	Pts	OP	Chicago	12	4	0	.750	312	215	Minnesota	11	5	0	.688	406	233	Tampa Bay	5	11	0	.313	261	350	Detroit	4	12	0	.250	220	313	Green Bay	4	12	0	.250	240	315
NFC Central	W	L	T	Pct	Pts	OP																																											
Chicago	12	4	0	.750	312	215																																											
Minnesota	11	5	0	.688	406	233																																											
Tampa Bay	5	11	0	.313	261	350																																											
Detroit	4	12	0	.250	220	313																																											
Green Bay	4	12	0	.250	240	315																																											
Total Rushes	385	514																																															
Net Yards Passing	3285	2733																																															
Avg. Per Game	205.3	170.8																																															
Sacked/Yards Lost	51/324	30/216																																															
Gross Yards	3609	2949																																															
Att./Completions	582/319	474/256																																															
Completion Pct.	54.8	54.0																																															
Had Intercepted	24	20																																															
Punts/Average	86/38.2	76/37.6																																															
Net Punting Avg.	86/31.8	76/33.6																																															
Penalties/Yards	94/785	112/903																																															
Fumbles/Ball Lost	44/26	33/21																																															
Touchdowns	29	34																																															
Rushing	14	17																																															
Passing	13	12																																															
Returns	2	5																																															
By Quarter	Q1	Q2	Q3	Q4	OT	Pts																																											
Packers	58	58	47	77	0	240																																											
Opponents	78	131	38	68	0	315																																											

Receiving	No	Yds	Avg	Long	TD
*Sharpe	55	791	14.4	51	1
Kemp	48	620	12.9	36	0
*Woodside	39	352	9.0	49†	2
West	30	276	9.2	35	3
Stanley	28	436	15.6	56	0
Carrueth	24	211	8.8	31	1
Scott	20	275	13.8	41	1
Fullwood	20	128	6.4	30†	1
Matthews	15	167	11.1	25	2
Epps	11	99	9.0	25	0
Davis	11	81	7.4	11	0
Mason	8	84	10.5	39	1
Didier	5	37	7.4	15	1
*Bolton	2	33	16.5	18	0
*Collins	2	17	8.5	9	0
Hackett	1	2	2.0	2†	1
Packers	319	3609	11.3	56	13
Opponents	256	2949	11.5	46†	12

Punt Returns	Ret	FC	Yds	Avg	Long	TD
Stanley	12	3	52	4.3	15	0
Pitts	9	6	93	10.3	63†	1
*Sharpe	9	7	48	5.3	14	0
Jefferson	5	2	15	3.0	9	0
Packers	35	18	208	5.9	63†	1
Opponents	39	14	314	8.1	46	0

Passing	Att	Cmp	Yds	Cmp%	Yds/Att	TD%	Int	Int%	LG	Sck/Yds	Rtg	
Majkowski	336	178	2119	53.0	6.31	9	2.7	11	3.3	56	31/176	67.8
Wright	244	141	1490	57.8	6.11	4	1.6	13	5.3	51	20/148	58.9
Carrueth	2	0	0	0.0	0.0	0	0.0	0	0.0	0	0/0	39.6
Packers	582	319	3609	54.8	6.20	13	2.2	24	4.1	56	51/324	63.9
Opponents	474	256	2949	54.0	6.22	12	2.5	20	4.2	46†	30/216	63.9

* - rookie

Primary Starters			
WR	*S.Sharpe	LE	A.Carreker
	P.Kemp	NT	B.Winter
LT	K.Ruettgers		B.Nelson
LG	R.Moran	RE	R.Brown
C	M.Cannon	LOLB	J.Anderson
RG	R.Hallstrom	LILB	B.Noble
RT	K.Uecker		J.Holland
TE	E.West	RILB	J.Holland
WR	*S.Sharpe		J.Dorsey
	W.Stanley	ROLB	T.Harris
QB	D.Majkowski	LCB	M.Lee
	R.Wright	RCB	D.Brown
RB	*K.Woodside	SS	M.Murphy
	K.Davis	FS	K.Stills
FB	B.Fullwood		
	P.Carrueth		

COMMUNITY ADMIN. & COACHES VETERANS DRAFT & FREE AGENTS REVENUE 1988

LAMBEAU FIELD MISC.

1989 10-6-0, .625, SECOND, NFC CENTRAL

Head Coach: Lindy Infante		GB	Opp	Attend	Site	Starting QB	Temp
S 10	Tampa Bay Buccaneers (GB)	.L	21	55,650	LF	D.Majkowski	66
S 17	New Orleans Saints (GB)	.W	35	55,809	LF	D.Majkowski	71
S 24	@ Los Angeles Rams	.L	38	57,701	AnS	D.Majkowski	86
O 1	Atlanta Falcons (Milw)	.W	23	54,647	CoS	D.Majkowski	70
O 8	Dallas Cowboys (GB)	.W	31	56,656	LF	D.Majkowski	47
O 15	@ Minnesota Vikings	.L	14	26,075	MD	D.Majkowski	dome
O 22	@ Miami Dolphins	.L	20	23,562	JRS	D.Majkowski	78
O 29	Detroit Lions (Milw)	.+W	23	53,731	CoS	D.Majkowski	67
N 5	Chicago Bears (GB)	.W	14	56,556	LF	D.Majkowski	53
N 12	@ Detroit Lions	.L	22	31,443	PSD	D.Majkowski	dome
N 19	@ San Francisco 49ers	.W	21	62,219	CP	D.Majkowski	78
N 26	Minnesota Vikings (Milw)	.W	20	55,592	CoS	D.Majkowski	41
D 3	@ Tampa Bay Buccaneers	.W	17	58,120	TaS	D.Majkowski	60
D 10	Kansas City Chiefs (GB)	.L	3	56,694	LF	D.Majkowski	23
D 17	@ Chicago Bears	.W	40	44,781	SF	D.Majkowski	10
D 24	@ Dallas Cowboys	.W	20	41,265	TxS	D.Majkowski	35
			362	356		872,444	
Home: 6-2 (445,335)		Away: 4-4 (427,109)		+ — overtime			

	GB	Opp	Rushing	No	Yds	Avg	Long	TD
Total First Downs	342	307	Fullwood	204	821	4.0	38	5
Rushing	114	116	Majkowski	75	358	4.8	20	5
Passing	207	179	Woodside	46	273	5.9	68	1
Penalty	21	12	Haddix	44	135	3.1	10	0
Third Downs	93/204	86/191	Fontenot	17	69	4.1	19	1
Efficiency	45.6	45.0	Kemp	5	43	8.6	14	0
Fourth Downs	8/12	5/6	Sharpe	2	25	12.5	26	0
Efficiency	66.7	83.3	*Workman	4	8	2.0	3	1
Possession Avg.	30:21	29:39	Packers	397	1732	4.4	68	13
Total Net Yards	5780	5347	Opponents	460	2008	4.4	73	15
Avg. Per Game	361.3	334.2						
Total Plays	1045	970						
Avg. Per Play	5.5	5.5						
Net Yards Rushing	1732	2008						
Avg. Per Game	108.3	125.5						
Total Rushes	397	460						
Net Yards Passing	4048	3339						
Avg. Per Game	253.0	208.7						
Sacked/Yards Lost	48/277	34/214						
Gross Yards	4325	3553						
Att./Completions	600/354	476/302						
Completion Pct.	59.0	63.4						
Had Intercepted	20	25						
Punts/Average	66/40.6	65/40.7						
Net Punting Avg.	66/31.0	65/35.9						
Penalties/Yards	81/666	105/851						
Fumbles/Ball Lost	35/13	28/15						
Touchdowns	42	41						
Rushing	13	15						
Passing	27	22						
Returns	2	4						

	GB	Opp	Rushing	No	Yds	Avg	Long	TD
By Quarter	Q1	Q2	Q3	Q4	OT	Pts		
Packers	71	74	89	125	3	362		
Opponents	77	157	70	52	0	356		

NFC Central	W	L	T	Pct	Pts	QP
Minnesota	10	6	0	.625	351	275
Green Bay	10	6	0	.625	362	356
Detroit	7	9	0	.438	312	364
Chicago	6	10	0	.375	358	377
Tampa Bay	5	11	0	.313	320	419

	Receiving	No	Yds	Avg	Long	TD
Sharpe	90	1423	15.8	79	12	
Woodside	59	527	8.9	33	0	
Kemp	48	611	12.7	39	2	
Fontenot	40	372	9.3	38	3	
*Query	23	350	15.2	45	2	
West	22	269	12.2	31	5	
Fullwood	19	214	11.3	67	0	
Matthews	18	200	11.1	25	0	
Haddix	15	111	7.4	23	1	
Bland	11	164	14.9	46	1	
Didier	7	71	10.1	24	1	
Spagnola	2	13	6.5	14	0	
Packers	354	4325	12.2	79	27	
Opponents	302	3553	11.8	61	22	

Sacks: Harris 19.5, R.Brown 3, Greene 2, Noble 2, Winter 2, Hall 1, Murphy 1, Nelson 1, Stephen 1, Weddington 1, Patterson 0.5, Packers 34, Opponents 48

Scoring	TD	Ru	Pa	Rt	PAT	FG	S	PTS
*Jacke	0	0	0	0	42/42	22/28	0	108
Sharpe	13	0	12	1	0	0	0	78
Fullwood	5	5	0	0	0	0	0	30
Majkowski	5	5	0	0	0	0	0	30
West	5	0	5	0	0	0	0	30
Fontenot	4	1	3	0	0	0	0	24
Bland	2	0	1	1	0	0	0	12
Kemp	2	0	2	0	0	0	0	12
*Query	2	0	2	0	0	0	0	12
Didier	1	0	1	0	0	0	0	6
Haddix	1	0	1	0	0	0	0	6
Woodside	1	1	0	0	0	0	0	6
*Workman	1	1	0	0	0	0	0	6
Packers	42	13	27	42	42/42	22/28	1	362
Opponents	41	15	22	4	39/41	23/30	1	356

Field Goals	1-19	20-29	30-39	40-49	50+								
*Jacke	1/1	9/9	4/6	7/9	1/3								
Packers	1/1	9/9	4/6	7/9	1/3								
Opponents	2/2	4/4	8/10	8/12	1/2								
Jacke:	(1) (43G)	(35G,52G,22G)	(26G,46N,37B)	(1) (44G,21G)	(49G,21G,50N,38G)								
					(34G,52N,40G)	(38N)	(36G,40N,42G)	(47G)					
					(25G)	(19G,44G,23G,21G)	(28G,24G)						
Opponents:	(52G)	(38G,32G)	(39G,45G)	(1)	(46N)	(51N,28G,47B)	(36G,21G,33G)	(42G,34N,46G)					
						(25G,37G)	(45G)	(45N,44G)	(19G,34G,27G,19G)	(49G,49N,40G,36G)	(34N)	(1)	(41G)

Interceptions	No	Yds	Avg	Long	TD
D.Brown	6	12	2.0	12	0
Murphy	3	31	10.3	20	0
Stills	3	20	6.7	12	0
Stephen	2	16	8.0	8	0
Lee	2	10	5.0	10	0
Noble	2	10	5.0	10	0
Dent	1	53	53.0	53	0
Pitts	1	37	37.0	37	0
Holland	1	26	26.0	26	0
Cecil	1	16	16.0	16	0
Anderson	1	1	1.0	1	0
Greene	1	0	0.0	0	0
Jakes	1	0	0.0	0	0
Packers	25	232	9.3	53	0
Opponents	20	321	16.1	81	2

Punting	No	Yds	Avg	TB	In	Lg	B
Bracken	66	2682	40.6	11	17	63	0
Packers	66	2682	40.6	11	17	63	0
Opponents	65	2644	40.7	1	17	55	0
Punt Returns	Ret	FC	Yds	Avg	Long	TD	
*Query	30	7	247	8.2	15	0	
Sutton	5	1	42	8.4	17	0	
Pitts	0	1	0	0.0	0	0	
Packers	35	9	289	8.3	17	0	
Opponents	30	11	416	13.9	74	0	

Kickoff Returns	No	Yds	Avg	Long	TD
*Workman	33	547	16.6	46	0
Bland	13	256	19.7	37	0
Fullwood	11	243	22.1	35	0
*Query	6	125	20.8	28	0
Fontenot	2	30	15.0	20	0
Woodside	2	38	19.0	23	0
Didier	1	0	0.0	0	0
*Mandarich	1	0	0.0	0	0
Packers	69	1239	18.0	46	0
Opponents	63	1389	22.0	90	0

Primary Starters

WR	P.Kemp	LE	B.Winter
LT	K.Ruettgers		R.Brown
LG	R.Moran	NT	B.Nelson
C	B.Bush	RE	R.Brown
RG	R.Hallstrom		S.Patterson
RT	A.Veingrad	LOLB	J.Anderson
TE	E.West	LILB	B.Noble
WR	S.Sharpe	RILB	J.Holland
QB	D.Majkowski	ROLB	T.Harris
RB	K.Woodside	LCB	M.Lee
FB	B.Fullwood		V.Jakes
		RCB	D.Brown
		SS	M.Murphy
		FS	K.Stills

Passing	Att	Cmp	Yds	Cmp%	Yds/Att	TD	TD%	Int	Int%	LG	Sck/Yds	Rtg	
Majkowski	599	353	4318	58.9	7.21	27	4.5	20	3.3	79	47/268	82.3	
*Ditweg	1	1	7	100.0	7.00	0	0.0	0	0.0	7	0/0	95.8	
Fontenot	0	0	0	0.0	0.00	0	0.0	0	0.0	0	0/0	1/9	0.0
Packers	600	354	4325	59.0	7.21	27	4.5	20	3.3	79	48/277	82.4	
Opponents	476	302	3553	63.4	7.46	22	4.6	25	5.3	61	34/214	79.6	

COMMUNITY

ADMIN. & COACHES

VETERANS

DRAFT & FREE AGENTS

2020 REVIEW

1989

LAMBEAU FIELD

MISC.

6-10-0, .375, FOURTH, NFC CENTRAL 1990

Head Coach:	GB	Opp	Attend	Site	Starting QB	Temp
S 9 Los Angeles Rams (GB)	W	36	24	57,685	LF	A.Dilweg 79
S 16 Chicago Bears (GB)	L	13	31	58,938	LF	A.Dilweg 57
S 23 Kansas City Chiefs (GB)	L	3	17	58,817	LF	D.Majkowski 52
S 30 @ Detroit Lions	W	24	21	64,509	PSD	D.Majkowski dome
O 7 @ Chicago Bears	L	13	27	59,929	SF	D.Majkowski 55
O 14 @ Tampa Bay Buccaneers	L	14	26	67,472	TaS	D.Majkowski 88
O 28 Minnesota Vikings (Milw.)	W	24	10	55,125	CoS	D.Majkowski 46
N 4 San Francisco 49ers (GB)	L	20	24	58,835	LF	D.Majkowski 42
N 11 @ Los Angeles Raiders	W	29	16	50,855	LAC	D.Majkowski 87
N 18 @ Phoenix Cardinals	W	24	21	46,878	SDv	D.Majkowski 82
N 25 Tampa Bay Buccaneers (Milw.)	W	20	10	53,677	CoS	A.Dilweg 40
D 2 @ Minnesota Vikings	L	7	23	62,058	MD	A.Dilweg dome
D 9 Seattle Seahawks (Milw.)	L	14	20	52,015	CoS	A.Dilweg 45
D 16 @ Philadelphia Eagles	L	0	31	65,627	VS	A.Dilweg 49
D 22 Detroit Lions (GB)	L	17	24	46,700	LF	B.Kiel 2
D 30 @ Denver Broncos	L	13	22	46,943	MHS	A.Dilweg 38
			271	347	906,063	

Home: 3-5 (441,792) Away: 3-5 (464,271)

	GB	Opp				
Total First Downs	276	286				
Rushing	72	113				
Passing	183	160				
Penalty	21	13				
Third Downs	76/196	85/210				
Efficiency	38.8	40.5				
Fourth Downs	5/12	3/9				
Efficiency	41.7	33.3				
Possession Avg.	29:34	30:26				
Total Net Yards	4675	5442				
Avg. Per Game	292.2	340.1				
Total Plays	953	981				
Avg. Per Play	4.9	5.5				
Net Yards Rushing	1369	2059				
Avg. Per Game	85.6	128.7				
Total Rushes	350	475				
Net Yards Passing	3306	3383				
Avg. Per Game	206.6	211.4				
Sacked/Yards Lost	62/390	27/172				
Gross Yards	3696	3555				
Att./Completions	541/302	479/256				
Completion Pct.	55.8	53.4				
Had Intercepted	21	16				
Points/Average	65/37.4	69/39.1				
Net Punting Avg.	65/32.7	69/31.7				
Penalties/Yards	84/669	109/854				
Fumbles/Ball Lost	37/22	26/14				
Touchdowns	29	40				
Rushing	5	16				
Passing	20	20				
Returns	4	4				
By Quarter	Q1	Q2	Q3	Q4	OT	Pts
Packers	36	76	57	102	0	271
Opponents	64	103	88	92	0	347

	Rushing	No	Yds	Avg	Long	TD
Haddix	98	311	3.2	13	0	
*Thompson	76	264	3.5	37	0	
Majkowski	29	186	6.4	24	1	
Woodside	46	182	4.0	21	1	
Fullwood	44	124	2.8	16	1	
Dilweg	21	114	5.4	22	0	
Fontenot	17	76	4.5	18	0	
Workman	8	51	6.4	31	0	
Query	3	39	13.0	18	0	
Sharpe	2	14	7.0	10	0	
Kiel	5	9	1.8	4	1	
Kemp	1	-1	-1.0	-1	0	
Packers	350	1369	3.9	37	5	
Opponents	475	2059	4.3	52	16	

	W	L	T	Pct	Pts	OP
Chicago	11	5	0	.688	348	280
Tampa Bay	6	10	0	.375	264	367
Detroit	6	10	0	.375	373	413
Green Bay	6	10	0	.375	271	347
Minnesota	6	10	0	.375	351	326

	No	Yds	Avg	Long	TD
Sharpe	67	1105	16.5	76	6
Kemp	44	527	12.0	29	2
Query	34	458	13.5	47	2
Weathers	33	390	11.8	29	1
Fontenot	31	293	9.5	59	1
West	27	356	13.2	50	5
Woodside	24	184	7.7	25	0
Haddix	13	94	7.2	28	2
*J.Harris	12	157	13.1	26	0
*Wilson	7	84	12.0	18	0
Workman	4	30	7.5	9	1
Fullwood	3	17	5.7	10	0
*Thompson	3	1	0.3	1	0
Packers	302	3696	12.2	76	20
Opponents	256	3555	13.9	74	20

Sacks: T.Harris 7, Brock 4, Patterson 4, *Bennett 3, Brown 3, Dent 1, Holmes 1, Murphy 1, Nelson 1, Noble 1, Stephen 1, Packers 27, Opponents 62

* — rookie

Primary Starters

WR	P.Kemp	LE	M.Brock
LT	K.Ruettgers	NT	B.Nelson
LG	B.Ard	RE	R.Brown
C	J.Kampen	LOLB	S.Stephen
RG	K.Uecker	LILB	B.Noble
RT	T.Mandarchik	RILB	J.Holland
TE	E.West	ROLB	T.Harris
WR	S.Sharpe	LCB	M.Lee
QB	D.Majkowski	RCB	J.Holmes
	A.Dilweg	SS	M.Murphy
RB	K.Woodside	FS	C.Cecil
FB	M.Haddix		T.Greene

	Packing	Att	Cmp	Yds	Cmp%	Yds/Att	TD	TD%	Int	Int%	LG	Sck/Yds	Rtng
Majkowski	264	150	1925	56.8	7.29	10	3.8	12	4.5	76t	32/178	73.5	
Dilweg	192	101	1267	52.6	6.60	8	4.2	7	3.6	59	22/150	72.1	
Kiel	85	51	504	60.0	5.93	2	2.4	2	2.4	22	8/62	74.8	
Packers	541	302	3696	55.8	6.83	20	3.7	21	3.9	76t	62/390	73.2	
Opponents	479	256	3555	53.4	7.42	20	4.2	16	3.3	74	27/172	77.5	

Scoring	TD	Ru	Pa	Rt	PAT	FG	S	PTS
Jacke	0	0	0	0	28/29	23/30	0	97
Sharpe	6	0	6	0	0	0	0	36
West	5	0	5	0	0	0	0	30
Query	3	0	2	1	0	0	0	18
Haddix	2	0	2	0	0	0	0	12
Kemp	2	0	2	0	0	0	0	12
*Thompson	2	1	0	1	0	0	0	12
Fontenot	1	0	1	0	0	0	0	6
Fullwood	1	1	0	0	0	0	0	6
Greene	1	0	0	1	0	0	0	6
Kiel	1	1	0	0	0	0	0	6
Majkowski	1	1	0	0	0	0	0	6
Patterson	1	0	0	1	0	0	0	6
Weathers	1	0	1	0	0	0	0	6
Woodside	1	1	0	0	0	0	0	6
Workman	1	0	1	0	0	0	0	6
Packers	29	5	20	4	28/29	23/30	0	271
Opponents	40	16	20	4	39/40	22/34	1	347

Field Goals	1-19	20-29	30-39	40-49	50+
Jacke	0/0	9/9	10/13	2/4	2/4
Packers	0/0	9/9	10/13	2/4	2/4
Opponents	0/0	9/10	8/12	3/7	2/5
Jacke:	(26G,53G,40G)	(37G,37G)	(46G)		
(49N,34G)	(38G,27G)	(51N)	(35G)	(30G,37G)	
(39G,51G,32G,23G,20G)	(21G)	(53N,25G,			
25G)	(37N)	(47N)	(33N,32N,25G)	(37G,24G)	
Opponents:	(41N,41G)	(41G)	(20G)	(34N,	
50N,51N,44N)	(50G,32N,51G)				
(24G,32G,39G,32G)	(20G,42N)	(30N,22G)			
(24G)	(58N)	(33G)	(29G,32G,41G)	(37G,22G)	
(34G,22N)	(41N,22G)	(22G,31G)			

Interceptions	No	Yds	Avg	Long	TD
*Butler	3	42	14.0	28	0
Holmes	3	39	13.0	24	0
Murphy	3	6	2.0	4	0
Stephen	2	26	13.0	26	0
Holland	1	32	32.0	32	0
Patterson	1	9	9.0	9	1
Cecil	1	0	0.0	0	0
Lee	1	0	0.0	0	0
Pitts	1	0	0.0	0	0
Packers	16	154	9.6	32	1
Opponents	21	293	14.0	47	2

Punting	No	Yds	Avg	TB	In	Lg	B
Bracken	64	2431	38.0	2	17	59	1
Packers	65	2431	37.4	2	17	59	1
Opponents	69	2698	39.1	10	16	61	2

Punt Returns	Ret	FC	Yds	Avg	Long	TD
Query	32	7	308	9.6	25	0
Pitts	0	2	0	0.0	0	0
Packers	32	9	308	9.6	25	0
Opponents	34	13	266	7.8	30	0

Kickoff Returns	No	Yds	Avg	Long	TD
*Wilson	35	798	22.8	36	0
Workman	14	210	15.0	26	0
Bland	7	104	14.9	24	0
Fontenot	3	88	29.3	50	0
*Thompson	3	103	34.3	76	1
West	1	0	0.0	0	0
Packers	63	1303	20.7	76	1
Opponents	56	1125	20.1	87	0

COMMUNITY
ADMIN. & COACHES
VETERANS
DRAFT & FREE AGENTS
REVIEW
2020
1990
LANEBAU FIELD
MISC.

Head Coach: Lindy Infante
S 1 Philadelphia Eagles (GB) L 3 20 58,991 LF D.Majkowski 71
S 8 @ Detroit Lions L 23 43,132 PSD D.Majkowski 77
S 15 Tampa Bay Buccaneers (GB) W 15 13 58,114 LF D.Majkowski 66
S 22 @ Miami Dolphins L 13 16 56,583 JRS D.Majkowski 86
S 29 @ Los Angeles Rams L 21 23 54,736 AnS D.Majkowski 81
O 6 Dallas Cowboys (Milw) L 17 20 53,695 CoS B.Kiel 47
O 17 Chicago Bears (GB) L 0 10 58,435 LF D.Majkowski 65
O 27 @ Tampa Bay Buccaneers W 27 0 40,275 TaS D.Majkowski 88
N 3 @ New York Jets L 16 19 67,435 GS D.Majkowski 54
N 10 Buffalo Bills (Milw) L 24 34 52,175 CoS M.Tomczak 40
N 17 Minnesota Vikings (GB) L 21 35 57,614 LF M.Tomczak 46
N 24 Indianapolis Colts (Milw) W 14 10 42,132 CoS M.Tomczak 29
D 1 @ Atlanta Falcons L 31 35 43,270 FCS M.Tomczak 64
D 8 @ Chicago Bears L 13 27 62,535 SF M.Tomczak 57
D 15 Detroit Lions (GB) L 17 21 43,881 LF M.Tomczak 10
D 21 @ Minnesota Vikings W 27 7 52,860 MD M.Tomczak dome
273 313 845,681
Home: 2-6 (425,037) Away: 2-6 (420,644) + over time

Scoring TD Ru Pa Rt PAT FG S PTS
Jacke 0 0 0 0 31/31 18/24 0 85
Workman 11 7 4 0 0 0 66
Sharpe 4 0 4 0 0 0 24
Harris 3 0 3 0 0 0 18
West 3 0 3 0 0 0 18
Kemp 2 0 2 0 0 0 12
Majkowski 2 2 0 0 0 0 12
Wilson 2 0 1 1 0 0 12
Noble 1 0 0 1 0 0 6
Thompson 1 1 0 0 0 0 6
Tomczak 1 1 0 0 0 0 6
Woodside 1 1 0 0 0 0 6
Paup 0 0 0 0 1 2
Packers 31 12 17 2 31/31 18/24 1 273
Opponents 35 10 20 5 34/35 23/31 0 313

Field Goals 1-19 20-29 30-39 40-49 50+
Jacke 0/0 9/9 4/5 4/9 1/1
Packers 0/0 9/9 4/5 4/9 1/1
Opponents 0/0 7/7 12/12 3/8 1/4

Jacke: (21G)(48N)(24G,31N,22G)
(28G,34G)(42G)(34G,45G,42N)
(53G,41G,34G,42N)(25G)(1)(27G)
(25G,25G,49N)(23G)(42G,47N,39G)
Opponents: (37G,40G)(50N,41G,27G,36G)
(31G,22G)(43G,52G,31G)(30G,32G,28G)
(40N,23G,39G)(22G,46N)(30G,39G,47N,
22G,37G)(38G,21G)(50N)(35G,40N)(1)
(49N,50N)

Interceptions No Yds Avg Long TD
Cecil 3 76 25.3 32 0
Murphy 3 27 9.0 16 0
Butler 3 6 2.0 6 0
*V.Clark 2 42 21.0 22 0
Brown 1 37 37.0 37 0
Stephen 1 23 23.0 23 0
*Tuaolo 1 23 23.0 23 0
Holmes 1 0 0.0 0 0
Packers 15 234 15.6 37 0
Opponents 19 185 9.7 65 1

Punting No Yds Avg TB In Lg B
McJulien 86 3473 40.4 7 22 62 0
Packers 86 3473 40.4 7 22 62 0
Opponents 76 3199 42.1 9 19 61 0

Punt Returns Ret FC Yds Avg Long TD
Sikahema 26 4 239 9.2 62 0
Query 14 3 157 11.2 28 0
Workman 1 0 0 0.0 0 0
Packers 41 7 396 9.7 62 0
Opponents 35 24 375 10.7 78 1

Kickoff Returns No Yds Avg Long TD
Wilson 23 522 22.7 82 1
Sikahema 15 325 21.7 35 0
Workman 8 139 17.4 26 0
Thompson 7 127 18.1 30 0
Rice 3 36 12.0 15 0
*Webb 2 40 20.0 23 0
*Davey 1 8 8.0 8 0
*Dean 1 0 0.0 0 0
Packers 60 1197 20.0 82 1
Opponents 46 942 20.5 56 0

* - rookie

Total First Downs 259 298
Rushing 88 99
Passing 150 177
Penalty 21 22
Third Downs 77/207 85/220
Efficiency 37.2 38.6
Fourth Downs 8/14 10/19
Efficiency 57.1 52.6
Possession Avg. 28:15 31:45
Total Net Yards 4332 4812
Avg. Per Game 270.8 300.8
Total Plays 940 1033
Avg. Per Play 4.6 4.7
Net Yards Rushing 1389 1546
Avg. Per Game 86.8 96.6
Total Rushes 381 457
Net Yards Passing 2943 3266
Avg. Per Game 183.9 206.1
Sacked/Yards Lost 45/270 45/307
Gross Yards 3213 3573
Att./Completions 514/272 531/305
Completion Pct. 52.9 57.4
Had Intercepted 19 15
Punts/Average 86/40.4 76/42.1
Net Punting Avg. 86/34.4 76/34.5
Penalties/Yards 98/834 106/777
Fumbles/Ball Lost 41/17 31/14
Touchdowns 31 35
Rushing 12 10
Passing 17 20
Returns 2 5

NFC Central W L T Pct Pts OP
Detroit 12 4 0 .750 339 295
Chicago 11 5 0 .688 299 269
Minnesota 8 8 0 .500 301 306
Green Bay 4 12 0 .250 273 313
Tampa Bay 3 13 0 .188 199 365

By Quarter Q1 Q2 Q3 Q4 OT Pts
Packers 68 78 55 72 0 273
Opponents 47 102 49 112 3 313

Receiving No Yds Avg Long TD
Sharpe 69 961 13.9 58 4
Workman 46 371 8.1 25 4
Kemp 42 583 13.9 39 2
Harris 24 264 11.0 35 3
Woodside 22 185 8.4 28 0
Wilson 19 305 16.1 75 1
West 15 151 10.1 21 3
Weathers 12 150 12.5 22 0
Query 7 94 13.4 26 0
Thompson 7 71 10.1 18 0
Affholter 7 68 9.7 20 0
Rice 2 10 5.0 7 0
Packers 272 3213 11.8 75 17
Opponents 305 3573 11.7 87 20

Sacks: Bennett 13, Paup 7.5, Archaubeau 4.5, Brown 4, *Tuaolo 3.5, Brock 2.5, Noble 2.5, Dent 1.5, Patterson 1.5, Stephen 1.5, Mitchell 1, Murphy 1, Packers 45, Opponents 45

Primary Starters
WR P.Kemp LE M.Brock
LT L.Cheek NT *E.Tuaolo
K.Ruettggers RE R.Brown
LG R.Moran LOLB S.Stephen
C J.Campen LILB B.Noble
RG R.Hallstrom RILB J.Holland
RT T.Mandarich ROLB T.Bennett
TE E.West LCB J.Holmes
WR J.Harris RCBLB L.Butler
WR S.Sharpe SS M.Murphy
QB D.Majkowski FS C.Cecil
RB K.Woodside
FB D.Thompson

Passing Att Cmp Yds Cmp% Yds/Att TD TD% Int Int% LG Sck/Yds RtnG
Tomczak 238 128 1490 53.8 6.26 11 4.6 9 3.8 75 13/105 72.6
Majkowski 226 115 1362 50.9 6.03 3 1.3 8 3.5 39 30/152 59.3
Kiel 50 29 361 58.0 7.22 3 6.0 2 4.0 35 2/13 83.8
Packers 514 272 3213 52.9 6.25 17 3.3 19 3.7 75 45/270 67.9
Opponents 531 305 3573 57.4 6.73 20 3.8 15 2.8 87 45/307 78.8

COMMUNITY

ADMIN. & COACHES

VETERANS

DRAFT & FREE AGENTS

2020 REVIEW

1991

LAMBEAU FIELD

MISC.

9-7-0, .563, SECOND, NFC CENTRAL 1992

Head Coach:	Mike Holmgren	GB	Opp	Attend	Site	Starting QB	Temp	
S 6	Minnesota Vikings (GB)	20	23	58,617	LF	D.Majkowski	70	
S 13	@ Tampa Bay Buccaneers	3	31	50,051	TaS	D.Majkowski	90	
S 20	Cincinnati Bengals (GB)	24	23	57,272	LF	D.Majkowski	70	
S 27	Pittsburgh Steelers (GB)	17	3	58,724	LF	B.Favre	64	
O 4	@ Atlanta Falcons	10	24	63,769	GD	B.Favre	dome	
O 18	@ Cleveland Browns	6	17	69,268	CMS	B.Favre	40	
O 25	Chicago Bears (GB)	10	30	59,435	LF	B.Favre	53	
N 1	@ Detroit Lions	27	13	60,594	PSD	B.Favre	dome	
N 8	@ New York Giants	7	27	72,038	GS	B.Favre	41	
N 15	Philadelphia Eagles (Milw)	W 27	24	52,689	CoS	B.Favre	28	
N 22	@ Chicago Bears	W 17	3	56,170	SF	B.Favre	43	
N 29	Tampa Bay Buccaneers (Milw)	W 19	14	52,347	CoS	B.Favre	32	
D 6	Detroit Lions (Milw)	W 38	10	49,469	CoS	B.Favre	26	
D 13	@ Houston Oilers	W 16	14	57,285	AD	B.Favre	dome	
D 20	Los Angeles Rams (GB)	W 28	13	57,796	LF	B.Favre	8	
D 27	@ Minnesota Vikings	L 7	27	61,461	MD	B.Favre	dome	
		276	296	936,985				
Home: 6-2 (446,349)		Away: 3-5 (490,636)						+ — overtime

	GB	Opp				
Total First Downs	291	277				
Rushing.....	101	89				
Passing.....	171	170				
Penalty.....	19	18				
Third Downs	91/214	71/189				
Efficiency.....	42.5	37.6				
Fourth Downs	6/11	7/16				
Efficiency.....	54.5	43.8				
Possession Avg.	32:30	27:30				
Total Net Yards	4785	5098				
Avg. Per Game.....	299.1	318.6				
Total Plays.....	990	923				
Avg. Per Play.....	4.8	5.5				
Net Yards Rushing	1555	1821				
Avg. Per Game.....	97.2	113.8				
Total Rushes.....	420	406				
Net Yards Passing	3230	3277				
Avg. Per Game.....	201.9	204.8				
Sacked/Yards Lost.....	43/268	34/219				
Gross Yards.....	3498	3496				
Att./Completions.....	527/340	483/277				
Completion Pct.....	64.5	57.3				
Had Intercepted.....	15	15				
Punts/Average	68/38.4	68/43.3				
Net Punting Avg.....	68/32.3	68/33.9				
Penalties/Yards	88/749	98/830				
Fumbles/Ball Lost	41/21	32/19				
Touchdowns	30	32				
Rushing.....	7	12				
Passing.....	20	16				
Returns.....	3	4				
By Quarter	Q1	Q2	Q3	Q4	OT	Pts
Packers	48	115	25	88	0	276
Opponents	73	73	71	76	3	296

	Rushing	No	Yds	Avg	Long	TD
Workman.....	159	631	4.0	44	2	2
Thompson.....	76	254	3.3	33	0	2
*E.Bennett.....	61	214	3.5	18	0	0
Favre.....	47	198	4.2	19	1	1
Sydney.....	51	163	3.2	19	2	2
Majkowski.....	8	33	4.1	8	0	0
McGee.....	8	19	2.4	4	0	0
*Brooks.....	2	14	7.0	8	0	0
*McNabb.....	2	11	5.5	8	0	0
*C.Harris.....	2	10	5.0	7	0	0
Sharpe.....	4	8	2.0	14	0	0
Packers.....	420	1555	3.7	44	7	7
Opponents.....	406	1821	4.5	71	12	12

NFC Central	W	L	T	Pct	Pts	OP
Minnesota.....	11	5	0	.688	374	249
Green Bay.....	9	7	0	.563	276	296
Tampa Bay.....	5	11	0	.313	267	365
Chicago.....	5	11	0	.313	295	361
Detroit.....	5	11	0	.313	273	332

	Receiving	No	Yds	Avg	Long	TD
Sharpe.....	108	1461	13.5	76t	13	13
J.Harris.....	55	595	10.8	40	2	2
Sydney.....	49	384	7.8	20	1	1
Workman.....	47	290	6.2	21	0	0
Beach.....	17	122	7.2	20	0	0
Lewis.....	13	152	11.7	27	0	0
Thompson.....	13	129	9.9	43	1	1
*E.Bennett.....	13	93	7.2	22	0	0
*Brooks.....	12	126	10.5	18	1	1
McGee.....	6	60	10.0	15	0	0
West.....	4	30	7.5	10	0	0
Taylor.....	2	63	31.5	35t	1	1
Favre.....	1	-7	-7.0	-7	0	0
Packers.....	340	3498	10.3	76t	20	20
Opponents.....	277	3496	12.6	75t	16	16

Sacks: T.Bennett 13.5, Paup 6.5, Brock 4, Jurkovic 2, Noble 2, Koonce 1.5, Archambeau 1, Brown 1, Dent 1, Tualo 1, Holland 0.5, Packers 34, Opponents 43

* — rookie

Primary Starters					
WR	S.Beach	LE	M.Brock		
LT	K.Ruettgers	NT	J.Jurkovic		
LG	R.Moran	RE	R.Brown		
	F.Winters	LOLB	B.Paup		
C	J.Campen		G.Koonce		
RG	R.Hallstrom	LILB	B.Noble		
RT	T.Robbins	RILB	J.Holland		
TE	E.West	ROLB	T.Bennett		
	J.Harris	LCB	*T.Buckley		
WR	S.Sharpe	L.Billups			
QB	B.Favre	RCB	V.Clark		
RB	V.Workman		R.Mitchell		
	D.Thompson	SS	L.Butler		
FB	H.Sydney	FS	C.Cecil		

	Passing	Att	Cmp	Yds	Cmp%	Yds/Att	TD	TD%	Int	Int%	LG	Sck/Yds	Rtng
Favre.....	471	302	3227	64.1	6.85	18	3.8	13	2.8	76t	34/208	85.3	
Majkowski.....	55	38	271	69.1	4.93	2	3.6	2	3.6	32	9/60	77.2	
McJulien.....	1	0	0	0.0	0.00	0	0.0	0	0.0	0	0/0	39.6	
Packers.....	527	340	3498	64.5	6.64	20	3.8	15	2.8	76t	43/268	84.3	
Opponents.....	483	277	3496	57.3	7.24	16	3.3	15	3.1	75t	34/219	78.1	

Scoring	TD	Ru	Pa	Rt	PAT	FG	S	PTS
Jacke	0	0	0	0	30/30	22/29	0	96
Sharpe	13	0	13	0				78
Sydney	3	2	1	0				18
Thompson	3	2	1	0				18
*Buckley	2	0	2	0				12
J.Harris	2	0	2	0				12
Workman	2	2	0	0				12
Beach	1	0	1	0				6
T.Bennett	1	0	0	1				6
*Brooks	1	0	1	0				6
Favre	1	1	0	0				6
Taylor	1	0	1	0				6
Packers	30	7	20	3	30/30	22/29	0	276
Opponents	32	12	16	4	32/32	24/27	0	296

Field Goals	1-19	20-29	30-39	40-49	50+
Jacke.....	0/0	5/7	9/10	6/9	2/3
Packers.....	0/0	5/7	9/10	6/9	2/3
Opponents.....	2/2	5/6	11/11	5/7	1/1
Jacke: (25G,24G)(33G)(32N,37G,47N)(47G,25N)(43N,41G)(44G,37G)(51G,28N)(53G,25G)(49N)(31G,41G)(39G)(34G,33G,29G,48G,52N)(46G)(39G,36G,20G)(0)					
Opponents: (50G,38G,25G)(22G)(20G,34G,41G)(35G,20B)(49G)(26G)(18G,30G,21G)(32G,34G)(47G,38G)(34G)(36G)(42N)(44G)(0)(19G,39G)(46G,32G,41N)					

Interceptions	No	Yds	Avg	Long	TD
Cecil.....	4	52	13.0	29	0
*Buckley.....	3	33	11.0	33t	1
Holland.....	3	27	9.0	22	0
Clark.....	2	70	35.0	43	0
Mitchell.....	2	40	20.0	35	0
Butler.....	1	0	0.0	0	0
Packers.....	15	222	14.8	43	1
Opponents.....	15	198	13.2	69t	1

Punting	No	Yds	Avg	TB	In	Lg	B
McJulien.....	36	1386	38.5	4	8	67	2
Wagner.....	30	1222	40.7	5	10	52	0
Packers.....	68	2608	38.4	9	18	67	2
Opponents.....	68	2941	43.3	16	14	71	0

Punt Returns	Ret	FC	Yds	Avg	Long	TD
*Buckley.....	21	5	211	10.0	58t	1
*Brooks.....	11	1	102	9.3	22	0
Cecil.....	1	0	0	0.0	0	0
Clark.....	1	0	0	0.0	0	0
Hauk.....	1	0	2	2.0	2	0
Packers.....	35	6	315	9.0	58t	1
Opponents.....	26	10	230	8.8	95t	1

Kickoff Returns	No	Yds	Avg	Long	TD
*C.Harris.....	23	485	21.1	50	0
*Brooks.....	18	338	18.8	30	0
*E.Bennett.....	5	104	20.8	33	0
Jurkovic.....	3	39	13.0	14	0
Davey.....	1	8	8.0	8	0
*McNabb.....	1	15	15.0	15	0
Sims.....	1	11	11.0	11	0
West.....	1	0	0.0	0	0
Workman.....	1	17	17.0	17	0
Packers.....	54	1017	18.8	50	0
Opponents.....	57	901	15.8	48	0

COMMUNITY
 ADMIN. & COACHES
 VETERANS
 DRAFT & FREE AGENTS
 REVIEW
 2020
 1992
 LANBREW FIELD
 MISC.

Head Coach:	Mike Holmgren	GB	Opp	Attend	Site	Starting QB	Temp	
S 5	Los Angeles Rams (Milw)	.W	36	6	54,648	CoS	B.Favre	68
S 12	Philadelphia Eagles (GB)	.L	17	20	59,061	LF	B.Favre	72
S 26	@ Minnesota Vikings	.L	13	15	61,746	MD	B.Favre	dome
O 3	@ Dallas Cowboys	.L	14	36	63,568	TxS	B.Favre	72
O 10	Denver Broncos (GB)	.W	30	27	58,943	LF	B.Favre	43
O 24	@ Tampa Bay Buccaneers	.W	37	14	47,354	TaS	B.Favre	85
O 31	Chicago Bears (GB)	.W	17	3	58,945	LF	B.Favre	39
N 8	@ Kansas City Chiefs	.L	16	23	76,742	ArS	B.Favre	46
N 14	@ New Orleans Saints	.W	19	17	69,043	LSd	B.Favre	dome
N 21	Detroit Lions (Milw)	.W	26	17	55,119	CoS	B.Favre	47
N 28	Tampa Bay Buccaneers (GB)	.W	13	10	56,995	LF	B.Favre	29
D 5	@ Chicago Bears	.L	17	30	62,236	SF	B.Favre	38
D 12	@ San Diego Chargers	.W	20	13	57,930	JMS	B.Favre	67
D 19	Minnesota Vikings (Milw)	.L	17	21	54,773	CoS	B.Favre	36
D 26	Los Angeles Raiders (GB)	.W	28	0	54,482	LF	B.Favre	0
J 2	@ Detroit Lions	.L	20	30	77,510	PSD	B.Favre	dome
			340	282	969,095			

Home: 6-2 (452,966) **Away:** 3-5 (516,129)

NFC Wild Card Playoff

J 8 @ Detroit LionsW 28 24 68,479 PSD B.Favre dome

NFC Divisional Playoff

J 16 @ Dallas CowboysL 17 27 64,790 TxS B.Favre 58

	GB	Opp	Rushing	No	Yds	Avg	Long	TD
Total First Downs	282	261	Thompson	169	654	3.9	60t	3
Rushing	98	88	E.Bennett	159	550	3.5	19	9
Passing	166	157	Favre	58	216	3.7	27	1
Penalty	18	16	Stephens	48	173	3.6	22	1
Third Downs	81/218	70/217	Brooks	3	17	5.7	21	0
Efficiency	37.2	32.3	Sharpe	4	8	2.0	5	0
Fourth Downs	9/16	3/19	Wilson	6	3	0.5	5	0
Efficiency	56.3	15.8	Detmer	1	-2	-2.0	-2	0
Possession Avg.	30:53	29:07	Packers	448	1619	3.6	60t	14
Total Net Yards	4750	4482	Opponents	424	1582	3.7	60	6
Avg. Per Game	296.9	280.1						
Total Plays	1006	999						
Avg. Per Play	4.7	4.5						
Net Yards Rushing	1619	1582						
Avg. Per Game	101.2	98.9						
Total Rushes	448	424						
Net Yards Passing	3131	2900						
Avg. Per Game	195.7	181.3						
Sacked/Yards Lost	30/199	46/301						
Gross Yards	3330	3201						
Att./Completions	528/322	529/290						
Completion Pct.	61.0	54.8						
Had Intercepted	24	18						
Punts/Average	74/42.9	79/40.2						
Net Punting Avg.	74/36.3	79/34.3						
Penalties/Yards	85/734	85/712						
Fumbles/Ball Lost	26/10	33/15						
Touchdowns	35	27						
Rushing	14	6						
Passing	19	16						
Returns	5	5						

	W	L	T	Pct	Pts	OP
NFC Central						
Detroit	10	6	0	.625	298	292
Minnesota	9	7	0	.563	277	290
Green Bay	9	7	0	.563	340	282
Chicago	7	9	0	.438	234	230
Tampa Bay	5	11	0	.313	237	376

	Receiving	No	Yds	Avg	Long	TD
Sharpe	112	1274	11.4	54	11	4
E.Bennett	59	457	7.7	39t	1	1
J.Harris	42	604	14.4	66t	4	4
Clayton	32	331	10.3	32	3	3
West	25	253	10.1	24	0	0
Brooks	20	180	9.0	25	0	0
Thompson	18	129	7.2	34	0	0
Stephens	5	31	6.2	10	0	0
Lewis	2	21	10.5	17	0	0
Wilson	2	18	9.0	11	0	0
Chmura	2	13	6.5	7	0	0
C.Harris	2	11	5.5	6	0	0
Morgan	1	8	8.0	8	0	0
Packers	322	3330	10.3	66t	19	19
Opponents	290	3201	11.0	67t	16	16

Sacks: White 13, Paup 11, T.Bennett 6.5, Jurkovic 5.5, Koonce 3, Brock 2, Holland 2, Butler 1, Patterson 1, *Simmons 1, Packers 46, Opponents 30

* — rookie

Passing	Att	Cmp	Yds	Cmp%	Yds/Att	TD	Int	Int%	LG	Sck/Yds	Rtng	
Favre	522	318	3303	60.9	6.33	19	3.6	24	4.6	66t	30/199	72.2
Detmer	5	3	26	60.0	5.20	0	0.0	0.0	0.0	25	0/0	73.8
Sharpe	1	1	1	100.0	1.00	0	0.0	0.0	0.0	1	0/0	79.2
Packers	528	322	3330	61.0	6.31	19	3.6	24	4.5	66t	30/199	72.2
Opponents	529	290	3201	54.8	6.05	16	3.0	18	3.4	67t	46/301	68.9

Scoring	TD	Ru	Pa	Rt	PAT	FG	S	Pts
Jacke	0	0	0	0	35/35	31/37	0	128
Sharpe	11	0	11	0	0	0	0	66
E.Bennett	10	9	1	0	0	0	0	60
J.Harris	4	0	4	0	0	0	0	24
Clayton	3	0	3	0	0	0	0	18
Thompson	3	3	0	0	0	0	0	18
Brooks	1	0	0	1	0	0	0	6
Butler	1	0	0	1	0	0	0	6
Favre	1	1	0	0	0	0	0	6
Stephens	1	1	0	0	0	0	0	6
Packers	35	14	19	2	35/35	31/37	1	340
Opponents	27	6	16	5	27/27	31/40	0	282

Field Goals 1-19 20-29 30-39 40-49 50+

Jacke 1/1 12/12 6/10 6/7 6/7

Packers 1/1 12/12 6/10 6/7 6/7

Opponents 3/3 8/8 10/11 6/8 4/10

Jacke: (51G, 33G)/(23G)/(49G, 20G)/(42N) (28G, 32G, 21G)/(50G, 44G, 24G)/(40G)/(23G, 51G, 19G)/(38G, 21G, 44G, 36G)/(27G, 52G, 20G, 53N, 34G)/(24G, 36G)/(36N, 26G)/(51G, 42G, 33N)/(20G)/(37N, 30N)/(54G, 47G)

Opponents: (31G, 32G)/(31N, 27G, 30G) (35G, 19G, 29G, 51G, 49N, 22G)/(33G, 19G, 19G, 50G, 48G)/(47G, 37G)/(33G) (23G, 47B, 34G, 40G)/(53N, 27G)/(52N, 50G) (30G)/(29G, 24G, 52M, 29G) (47G, 43G)/(51N, 54N)/(56N, 37G, 53G, 48G)

Interceptions	No	Yds	Avg	Long	TD
Butler	6	131	21.8	39	0
Holland	2	41	20.5	30	0
Buckley	2	31	15.5	31	0
*Simmons	2	21	10.5	19	0
*Teague	1	22	22.0	22	0
Paup	1	8	8.0	8	0
Prior	1	1	1.0	1	0
Brock	1	0	0.0	0	0
*Evans	1	0	0.0	0	0
Mitchell	1	0	0.0	0	0
Packers	18	255	14.2	39	0
Opponents	24	437	18.2	86t	3

Punting	No	Yds	Avg	TB	In	Lg	B
Wagner	74	3174	42.9	7	19	60	0
Packers	74	3174	42.9	7	19	60	0
Opponents	79	3176	40.2	3	20	58	0

Punt Returns	Ret	FC	Yds	Avg	Long	TD
Prior	17	3	194	11.4	24	0
Brooks	16	4	135	8.4	35	0
Buckley	11	5	76	6.9	39	0
*Teague	1	0	-1	-1.0	-1	0
Packers	45	12	404	9.0	39	0
Opponents	38	12	350	9.2	35	0

Kickoff Returns	No	Yds	Avg	Long	TD
Brooks	23	611	26.6	95t	1
C.Harris	16	482	30.1	65	0
Thompson	9	171	19.0	42	0
Wilson	9	197	21.9	37	0
Jurkovic	2	22	11.0	13	0
Chmura	1	0	0.0	0	0
Packers	60	1483	24.7	95t	1
Opponents	70	1407	20.1	68	0

COMMUNITY

ADMIN. & COACHES

VETERANS

DRAFT & FREE AGENTS

2020 REVIEW

1993

LAMBEAU FIELD

MISC.

Head Coach:	Mike Holmgren	GB	Opp	Attend	Site	Starting QB	Temp	
S 4	Minnesota Vikings (GB)	W	16	10	59,487	LF	B.Favre	65
S 11	Miami Dolphins (Milw)	L	14	24	55,011	CoS	B.Favre	78
S 18	@ Philadelphia Eagles	L	7	13	63,922	VS	B.Favre	70
S 25	Tampa Bay Buccaneers (GB)	W	30	3	58,551	LF	B.Favre	66
O 2	@ New England Patriots	L	16	17	57,522	FS	B.Favre	60
O 9	Los Angeles Rams (GB)	W	24	17	58,911	LF	B.Favre	47
O 20	@ Minnesota Vikings	L	10	13	63,041	MD	B.Favre	dome
O 31	@ Chicago Bears	W	33	6	47,381	SF	B.Favre	42
N 6	Detroit Lions (Milw)	W	38	30	54,995	CoS	B.Favre	49
N 13	New York Jets (GB)	W	17	10	58,307	LF	B.Favre	51
N 20	@ Buffalo Bills	L	20	29	79,029	RiS	B.Favre	54
N 24	@ Dallas Cowboys	L	31	42	64,597	TxS	B.Favre	65
D 4	@ Detroit Lions	L	31	34	76,338	PSD	B.Favre	dome
D 11	Chicago Bears (GB)	W	40	3	57,927	LF	B.Favre	33
D 18	Atlanta Falcons (Milw)	W	21	17	54,885	CoS	B.Favre	33
D 24	@ Tampa Bay Buccaneers	W	34	19	65,076	TaS	B.Favre	63
			382	287	974,980			

Home: 7-1 (458,074) Away: 2-6 (516,906) + — overtime

NFC Wild Card Playoff
 D 31 Detroit Lions (GB) W 16 12 58,125 LF B.Favre 33

NFC Divisional Playoff
 J 8 @ Dallas Cowboys L 9 35 64,745 TxS B.Favre 55

	GB	Opp	Rushing	No	Yds	Avg	Long	TD
Total First Downs	314	281	Bennett	178	623	3.5	39T	5
Rushing	88	82	Cobb	153	579	3.8	30	3
Passing	205	182	Favre	202	4.8	36T	2	2
Penalty	21	17	*L.Johnson	26	99	3.8	43	0
Third Downs	97/225	79/222	Sharpe	3	15	5.0	8	0
Efficiency	43.1	35.6	*Levens	5	15	3.0	5	0
Fourth Downs	6/14	9/18	Brunell	6	7	1.2	5T	1
Efficiency	42.9	50.0	Jordan	1	5	5.0	5	0
Possession Avg	30:56	29:04	Brooks	1	0	0.0	0	0
Total Net Yards	5316	4764	Thompson	2	-2	-1.0	2	0
Avg. Per Game	332.3	297.8	Packers	417	1543	3.7	43	11
Total Plays	1059	1023	Opponents	381	1363	3.6	63	9
Avg. Per Play	5.0	4.7						
Net Yards Rushing	1543	1363						
Avg. Per Game	96.4	85.2						
Total Rushes	417	381						
Net Yards Passing	3773	3401						
Avg. Per Game	235.8	212.6						
Sacked/Yards Lost	33/204	37/276						
Gross Yards	3977	3677						
Att./Completions	609/375	605/337						
Completion Pct.	61.6	55.7						
Had Intercepted	14	21						
Punts/Average	81/41.4	88/39.7						
Net Punting Avg.	81/35.5	88/33.8						
Penalties/Yards	85/760	82/675						
Fumbles/Ball Lost	25/8	32/12						
Touchdowns	47	32						
Rushing	11	9						
Passing	33	20						
Returns	3	3						
By Quarter								
	Q1	Q2	Q3	Q4	OT	Pts		
Packers	89	129	92	72	0	382		
Opponents	40	96	65	83	3	287		

Primary Starters

WR	R.Brooks	LE	R.White
LT	K.McCright	NT	J.Jurkovic
LG	G.McIntyre	DT	S.McMichael
	F.Winters	RE	S.Jones
C	F.Winters	LOLB	B.Paup
	J.Dukes	MLB	F.Strickland
RG	H.Galbreath	ROLB	G.Koonce
RT	J.Sims	LCB	T.Buckley
TE	E.West	RCB	D.Evans
	M.Chmura	SS	L.Butler
WR	S.Sharpe	FS	G.Teague
QB	B.Favre		
RB	R.Cobb		
FB	E.Bennett		

	W	L	T	Pct	Pts	OP
Minnesota	10	6	0	.625	356	314
Green Bay	9	7	0	.563	382	287
Detroit	9	7	0	.563	357	342
Chicago	9	7	0	.563	271	307
Tampa Bay	6	10	0	.375	251	351

	W	L	T	Pct	Pts	OP
Minnesota	10	6	0	.625	356	314
Green Bay	9	7	0	.563	382	287
Detroit	9	7	0	.563	357	342
Chicago	9	7	0	.563	271	307
Tampa Bay	6	10	0	.375	251	351

	No	Yds	Avg	Long	TD
Sharpe	94	1119	11.9	49	18
Bennett	78	546	7.0	40	4
Brooks	58	648	11.2	35	4
Cobb	35	299	8.5	37	1
West	31	377	12.2	26	2
Morgan	28	397	14.2	47T	4
Chmura	14	165	11.8	27	0
*L.Johnson	13	168	12.9	33	0
Lewis	7	108	15.4	38	0
R.Johnson	7	79	11.3	24	0
*Wilner	5	31	6.2	9	0
*Mickens	4	31	7.8	11	0
*Levens	1	9	9.0	9	0
Packers	375	3977	10.6	49	33
Opponents	337	3677	10.9	68	20

Sacks: Jones 10.5, White 8, Paup 7.5, Gi.Brown 3, McMichael 2.5, Davey 1.5, Butler 1, Evans 1, Koonce 1, *Wilkins 1, Packers 37, Opponents 33

	Passing	Att	Cmp	Yds	Cmp%	Yds/Att	TD	TD%	Int	Int%	LG	Sck/Yds	Rtg
Favre	582	363	3882	62.4	6.67	33	5.7	14	2.4	49	31/188	90.7	
Brunell	27	12	95	44.4	3.52	0	0.0	0	0.0	25	2/18	53.8	
Packers	609	375	3977	61.6	6.53	33	5.4	14	2.3	49	33/204	89.1	
Opponents	605	337	3677	55.7	6.08	20	3.3	21	3.5	68	37/276	70.4	

Scoring	TD	Ru	Pa	Rt	PAT	FG	S	Pts
Sharpe	18	0	18	0	0	0	0	108
Jacke	0	0	0	0	41/43	19/26	0	98
Bennett	9	5	4	0	0	0	0	54
Brooks	6	0	4	2	0	0	0	36
Cobb	4	3	1	0	0	0	0	24
Morgan	4	0	4	0	0	0	0	24
West	2	0	2	0	0	0	0	14
Favre	2	2	0	0	0	0	0	12
Brunell	1	1	0	0	0	0	0	6
Paup	1	0	0	1	0	0	0	6
Packers	47	11	33	3	41/43	19/26	0	382
Opponents	32	9	20	3	24/24	21/25	1	287

2-Pt. Conversions: West, Packers 1-4, Opponents 3-8

Field Goals 1-19 20-29 30-39 40-49 50+
 Jacke 1/1 11/11 4/6 2/5 1/3
 Packers 1/1 11/11 4/6 2/5 1/3
Opponents. 0/0 11/12 7/8 2/3 1/2
Jacke: (25G,39G,49G)(46N)(1)(21G,20G,22G)(27G)(25G,49N)(50G)(30B)(30G)(51N,46G)(1)(28G)(42N,24G)(39G,24G,20G,29G)(51N,37N)(38G,18G)

	No	Yds	Avg	Long	TD
Opponents.	48G	(48G)	(26G,26G)	(24G)	(48N,32N,33G)(37G)(29G,27G)(1)(51N)(20G)(38G,51G,25N)(41G,37G,35G)(27G,34G)(25G)(20G)(38G,27G)

	No	Yds	Avg	Long	TD
Interceptions	5	38	7.6	26	0
Buckley	3	68	22.7	51	0
Butler	3	47	15.7	30	1
Paup	3	33	11.0	16	0
Teague	2	20	10.0	17	0
Willis	2	16	8.0	16	0
*McGill	1	7	7.0	7	0
Strickland	1	3	3.0	3	0
K.Johnson	1	0	0.0	0	0
Evans	1	0	0.0	0	0
Packers	21	232	11.0	51	1
Opponents	14	193	13.8	36	0

	No	Yds	Avg	TB	In	Lg	B
Hentrich	81	3351	41.4	10	24	70	0
Packers	81	3351	41.4	10	24	70	0
Opponents	88	3491	39.7	5	21	60	0

	Ret	FC	Yds	Avg	Long	TD
Brooks	40	13	352	8.8	85T	1
Prior	8	4	62	7.8	16	0
Jordan	1	1	0	0.0	0	0
Packers	49	18	414	8.4	85T	1
Opponents	36	10	272	7.6	25	0

	No	Yds	Avg	Long	TD
Harris	29	618	21.3	59	0
Brooks	9	260	28.9	96T	1
Jordan	5	115	23.0	33	0
Jurkovic	4	57	14.3	16	0
Thompson	4	67	16.8	19	0
*Levens	2	31	15.5	16	0
M.Wilson	2	14	7.0	14	0
Davey	1	6	6.0	6	0
Packers	56	1168	20.9	96T	1
Opponents	75	1380	18.4	91T	1

* — rookie

COMMUNITY

ADMIN & COACHES

VETERANS

DRAFT & FREE AGENTS

2020 REVIEW

1994

LAMBEAU FIELD

MISC.

13-3-0, .813, FIRST, NFC CENTRAL 1996

Head Coach:	Mike Holmgren	GB	Opp	Attend	Site	Starting QB	Temp
S 1	@ Tampa Bay Buccaneers	W 34	3	54,102	HS	B.Favre	86
S 9	Philadelphia Eagles	W 39	13	60,666	LF	B.Favre	65
S 15	San Diego Chargers	W 42	10	60,584	LF	B.Favre	65
S 22	@ Minnesota Vikings	L 21	30	64,168	MD	B.Favre	dome
S 29	@ Seattle Seahawks	W 31	10	59,973	KD	B.Favre	dome
O 6	@ Chicago Bears	W 37	6	65,480	SF	B.Favre	68
O 14	San Francisco 49ers	+W 23	20	60,716	LF	B.Favre	44
O 27	Tampa Bay Buccaneers	W 13	7	60,627	LF	B.Favre	56
N 3	Detroit Lions	W 28	18	60,695	LF	B.Favre	43
N 10	@ Kansas City Chiefs	L 20	27	79,214	ArS	B.Favre	30
N 18	@ Dallas Cowboys	L 6	21	65,032	TxS	B.Favre	55
N 24	@ St. Louis Rams	W 24	9	61,499	TWD	B.Favre	dome
D 1	Chicago Bears	W 28	17	59,682	LF	B.Favre	29
D 8	Denver Broncos	W 41	6	60,712	LF	B.Favre	31
D 15	@ Detroit Lions	W 31	3	73,214	PSD	B.Favre	dome
D 22	Minnesota Vikings	W 38	10	59,306	LF	B.Favre	31
				456	210	1,005,737	

Home: 8-0 (482,988) Away: 5-3 (522,749) + — overtime

NFC Divisional Playoff
 J 4 San Francisco 49ers W 35 14 60,787 LF B.Favre 34

NFC Championship
 J 12 Carolina Panthers W 30 13 60,216 LF B.Favre 3

Super Bowl XXXI
 J 26 New England Patriots (@ N.O.) W 35 21 72,301 LSD B.Favre dome

	GB	Opp	Rushing	No	Yds	Avg	Long	TD
Total First Downs	338	248	Bennett	222	899	4.0	23	2
Rushing	118	74	Levens	121	566	4.7	24	5
Passing	197	151	Favre	49	136	2.8	23	2
Penalty	23	23	Henderson	39	130	3.3	14	0
Third Downs	97/219	74/226	Jervey	26	106	4.1	12	0
Efficiency	44.3	32.7	R.Brooks	4	2	0.5	6	0
Fourth Downs	5/11	14/22	McMahon	4	-1	-0.3	2	0
Efficiency	45.5	63.6	Packers	465	1838	4.0	24	7
Possession Avg.	31:53	28:07	Opponents	400	1416	3.5	37	9

	GB	Opp	Total Net Yards	Avg. Per Game	Total Plays	Avg. Per Play
Total Net Yards	5535	4156	345.9	259.8	1053	981
Avg. Per Game	345.9	259.8	5.3	4.2	1838	1416
Total Plays	1053	981	114.9	88.5	465	400
Avg. Per Play	5.3	4.2	3697	2740	231.1	171.3
Net Yards Rushing	1838	1416	40/241	37/202	3938	2942
Avg. Per Game	114.9	88.5	548/328	544/283	59.9	52.0
Total Rushes	465	400	13	26	68/42.4	90/43.1
Net Yards Passing	3697	2740	68/36.3	90/32.5	92/71.4	107/79.7
Avg. Per Game	231.1	171.3	92/71.4	107/79.7	33/11	25/13
Sacked/Yards Lost	40/241	37/202	56	19	9	7
Gross Yards	3938	2942	9	17	9	12
Att./Completions	548/328	544/283	39	12	8	0
Completion Pct.	59.9	52.0	328	3938	12.0	80t
Had Intercepted	13	26	2942	10.4	69	12

NFC Central	W	L	T	Pct	Pts	OP
Green Bay	13	3	0	.813	456	210
Minnesota	9	7	0	.563	298	315
Chicago	7	9	0	.438	283	305
Tampa Bay	6	10	0	.375	221	293
Detroit	5	11	0	.313	302	368

	GB	Opp	Receiving	No	Yds	Avg	Long	TD
Receiving			Freeman	56	933	16.7	51t	9
Freeman	56	933	Jackson	40	505	12.6	51t	10
Jackson	40	505	Beebe	39	699	17.9	80t	4
Beebe	39	699	Levens	31	226	7.3	49	5
Levens	31	226	Bennett	31	176	5.7	25t	1
Bennett	31	176	Chmura	28	370	13.2	29	0
Chmura	28	370	Henderson	27	203	7.5	27	1
Henderson	27	203	R.Brooks	23	344	15.0	38	4
R.Brooks	23	344	Mickens	18	161	8.9	19	2
Mickens	18	161	Rison	13	135	10.4	22t	1
Rison	13	135	Howard	13	95	7.3	12	0
Howard	13	95	*Mayes	6	46	7.7	12	2
*Mayes	6	46	Thomason	3	45	15.0	24	0
Thomason	3	45	Packers	328	3938	12.0	80t	39
Packers	328	3938	Opponents	283	2942	10.4	69	12

Sacks: White 8.5, Butler 6.5, S.Dotson 5.5, S.Jones 5, Evans 3, Wilkins 3, Simmons 2.5, Gi.Brown 1, *McKenzie 1, Clavelle 0.5, B.Williams 0.5, Packers 37, Opponents 40

* — rookie

Primary Starters

WR	A.Freeman	LE	R.White
LT	*J.Michels	NT	Gi.Brown
	Ga.Brown	DT	S.Dotson
LG	A.Taylor	RE	S.Jones
C	F.Winters	LOLB	W.Simmons
RG	A.Timmerman	MLB	G.Koonce
RT	E.Dotson	ROLB	B.Williams
TE	M.Chmura	LCB	C.Newsome
	K.Jackson	RCB	D.Evans
WR	R.Brooks	SS	L.Butler
	D.Beebe	FS	E.Robinson
QB	B.Favre		
RB	E.Bennett		
FB	W.Henderson		

Scoring	TD	Ru	Pa	Pat	FG	S	Pts
Jacke	0	0	0	51/53	21/27	0	114
Jackson	10	0	10	0	0	0	66
Levens	10	5	5	0	0	0	60
Freeman	9	0	9	0	0	0	54
Beebe	6	0	4	2	0	0	36
R.Brooks	4	0	4	0	0	0	24
Bennett	3	2	1	0	0	0	22
Howard	3	0	3	0	0	0	18
Favre	2	2	0	0	0	0	12
*Mayes	2	0	2	0	0	0	12
Mickens	2	0	2	0	0	0	12
Butler	1	0	0	0	0	0	6
Evans	1	0	0	0	0	0	6
Henderson	1	0	0	0	0	0	6
Koonce	1	0	0	0	0	0	6
Rison	1	0	0	0	0	0	6

Packers 56 9 39 8 51/53 21/27 1 456
Opponents 19 7 12 0 17/17 25/27 1 210
2-Pt. Conversions: Bennett 2, Packers 2-3, Opponents 1-2

Field Goals 1-19 20-29 30-39 40-49 50+

Jacke	0/0	6/6	9/11	5/9	1/1
Packers	0/0	6/6	9/11	5/9	1/1
Opponents	0/0	4/5	9/9	12/13	0/0

Jacke: (23G,40G,46N)(29G,44G,38G)
 (48N)(36G,38N)(32G)(30G,25G,35G,31G)
 53G(40G,48G,46N)(24G,49G)(32N)(37G)
 46N(33G,22G)(20G)(35G)
Opponents: (48G)(43G,46N)(34G,44G,33G)(44G)(40G,41G)(48G,28G)(27N)(48G)
 (26G,22G)(45G,37G,42G,45G,35G,39G,28G)(34G)(40G,39G)(39G)(34G)

	GB	Opp	Interceptions	No	Yds	Avg	Long	TD
Interceptions			E.Robinson	6	107	17.8	39	0
E.Robinson	6	107	Butler	5	149	29.8	80t	1
Butler	5	149	Evans	5	102	20.4	63	1
Evans	5	102	Koonce	3	84	28.0	75t	1
Koonce	3	84	Newsome	2	22	11.0	20	0
Newsome	2	22	White	1	46	46.0	46	0
White	1	46	Prior	1	7	7.0	7	0
Prior	1	7	Dowden	1	5	5.0	5	0
Dowden	1	5	Hollinquest	1	2	2.0	2	0
Hollinquest	1	2	Simmons	1	0	0.0	0	0
Simmons	1	0	Packers	26	524	20.2	90t	3
Packers	26	524	Opponents	13	98	7.5	41	0

	GB	Opp	Punting	No	Yds	Avg	TB	In	Lg	B
Punting			Hentrich	68	2886	42.4	9	28	65	0
Hentrich	68	2886	Packers	68	2886	42.4	9	28	65	0
Packers	68	2886	Opponents	90	3876	43.1	4	15	63	1

	GB	Opp	Punt Returns	Ret	FC	Yds	Avg	Long	TD
Punt Returns			Howard	58	16	875	15.1	92t	3
Howard	58	16	Prior	0	0	0.0	0	0	0
Prior	0	0	Packers	58	17	875	15.1	92t	3
Packers	58	17	Opponents	29	15	237	8.2	26	0

	GB	Opp	Kickoff Returns	No	Yds	Avg	Long	TD
Kickoff Returns			Howard	22	460	20.9	40	0
Howard	22	460	Beebe	15	403	26.9	90t	1
Beebe	15	403	Levens	5	84	16.8	29	0
Levens	5	84	Henderson	2	38	19.0	23	0
Henderson	2	38	Freeman	1	16	16.0	16	0
Freeman	1	16	Jervey	1	17	17.0	17	0
Jervey	1	17	Thomason	1	20	20.0	20	0
Thomason	1	20	Packers	47	1038	22.1	90t	1
Packers	47	1038	Opponents	76	1649	21.7	45	0

	GB	Opp	Passing	Att	Cmp	Yds	Cmp%	Yds/Att	TD	Int	Int%	LG	Sck	Yds	Rtg
Passing			Favre	543	325	3899	59.9	7.18	39	7.2	13	2.4	80t	40/241	95.8
Favre	543	325	McMahon	4	3	39	75.0	9.75	0	0.0	0.0	24	0/0	105.2	
McMahon	4	3	Hentrich	1	0	0	0.0	0.0	0	0.0	0.0	0	0/0	39.6	
Hentrich	1	0	Packers	548	328	3938	59.9	7.19	39	7.1	13	2.4	80t	40/241	95.7
Packers	548	328	Opponents	544	283	2942	52.0	5.41	12						

Head Coach:	Mike Holmgren	GB	Opp	Attend	Site	Starting QB	Temp
S 1	Chicago Bears	W	38	24	60,766	LF	B.Favre 73
S 7	@ Philadelphia Eagles	L	9	10	66,803	VF	B.Favre 78
S 14	Miami Dolphins	W	23	18	60,075	LF	B.Favre 70
S 21	Minnesota Vikings	W	38	32	60,115	LF	B.Favre 59
S 28	@ Detroit Lions	L	15	26	78,110	PSD	B.Favre dome
O 5	Tampa Bay Buccaneers	W	21	16	60,100	LF	B.Favre 75
O 12	@ Chicago Bears	W	24	23	62,212	SF	B.Favre 73
O 27	@ New England Patriots	W	28	10	59,972	SF	B.Favre 52
N 2	Detroit Lions	W	20	10	60,126	LF	B.Favre 35
N 9	St. Louis Rams	W	17	7	60,093	LF	B.Favre 42
N 16	@ Indianapolis Colts	L	38	41	60,928	RCA	B.Favre dome
N 23	Dallas Cowboys	W	45	17	60,111	LF	B.Favre 22
D 1	@ Minnesota Vikings	W	27	11	64,001	MD	B.Favre dome
D 7	@ Tampa Bay Buccaneers	W	17	6	73,523	HS	B.Favre 56
D 14	@ Carolina Panthers	W	31	10	70,887	ES	B.Favre 40
D 20	Buffalo Bills	W	31	21	60,108	LF	B.Favre 31

422 282 1,017,930

Home: 8-0 (481,494) **Away:** 5-3 (536,436)

NFC Divisional Playoff
 J 4 Tampa Bay Buccaneers..... W 21 7 60,327 LF B.Favre 28

NFC Championship
 J 11 @ San Francisco 49ers..... W 23 10 68,987 CP B.Favre 56

Super Bowl XXXII
 J 25 Denver Broncos (@ San Diego)..... L 24 31 68,912 QS B.Favre 67

	GB	Opp	Rushing	No	Yds	Avg	Long	TD
Total First Downs	325	288	Levens	329	1435	4.4	52t	7
Rushing	103	105	Favre	58	187	3.2	16	1
Passing	191	156	Hayden	32	148	4.6	21	1
Penalty	31	27	Henderson	31	113	3.6	15	0
Third Downs	80/202	77/232	R.Brooks	2	19	9.5	15	0
Efficiency	39.6	33.2	Freeman	1	14	14.0	14	0
Fourth Downs	5/5	12/24	Bono	3	-3	-1.0	-1	0
Efficiency	100.0	50.0	Pederson	3	-4	-1.3	-1	0
Possession Avg.	30:05	29:55	Packers	459	1909	4.2	52t	9
Total Net Yards	5614	4827	Opponents	443	1876	4.2	68t	16
Avg. Per Game	350.9	301.7						
Total Plays	1008	1047						
Avg. Per Play	5.6	4.6						
Net Yards Rushing	1909	1876						
Avg. Per Game	119.3	117.3						
Total Rushes	459	443						
Net Yards Passing	3705	2951						
Avg. Per Game	231.6	184.4						
Sacked/Yards Lost	26/191	41/274						
Gross Yards	3896	3225						
Att./Completions	523/309	563/288						
Completion Pct.	59.1	51.2						
Had Intercepted	16	21						
Punts/Average	75/45.0	90/42.5						
Net Punting Avg.	75/36.0	90/36.6						
Penalties/Yards	93/718	114/945						
Fumbles/Ball Lost	24/16	25/11						
Touchdowns	50	30						
Rushing	9	16						
Passing	35	10						
Returns	6	4						

By Quarter	Q1	Q2	Q3	Q4	OT	Pts
Packers	82	151	87	102	0	422
Opponents	48	78	56	100	0	282

Primary Starters

WR	A.Freeman	LE	R.White
LT	*R.Verba	NT	G.Brown
LG	A.Taylor	DT	S.Dotson
C	F.Winters	RE	G.Wilkins
RG	A.Timmerman	LOLB	S.Joyner
RT	E.Dotson	MLB	B.Harris
TE	M.Chmura	ROLB	B.Williams
WR	R.Brooks	LCB	T.Williams
QB	B.Favre	RCB	D.Evans
RB	D.Levens	SS	L.Butler
FB	W.Henderson	FS	E.Robinson

NFC Central	W	L	T	Pct	Pts	OP
Green Bay	13	3	0	.813	422	282
Tampa Bay	10	6	0	.625	299	263
Detroit	9	7	0	.563	379	306
Minnesota	9	7	0	.563	354	359
Chicago	4	12	0	.250	263	421

Receiving	No	Yds	Avg	Long	TD
Freeman	81	1243	15.3	58t	12
R.Brooks	60	1010	16.8	48	7
Levens	53	370	7.0	56	5
Henderson	41	367	9.0	25	1
Chmura	38	417	11.0	32t	6
Mays	18	290	16.1	74	0
Thomason	9	115	12.8	27	1
Beebe	2	28	14.0	23	0
T.Davis	2	28	14.0	26	1
Schroeder	2	15	7.5	8	1
Hayden	2	11	5.5	7	0
Mickens	1	2	2.0	2t	1
Packers	309	3896	12.6	74	35
Opponents	288	3225	11.2	62	10

Sacks: White 11.0, S.Dotson 5.5, Wilkins 5.5, Brown 3, Butler 3, Joyner 3, Robinson 2.5, McKenzie 1.5, Evans 1, Harris 1, *Smith 1, B.Williams 1, Packers 41, Opponents 26

* — rookie

Passing	Att	Cmp	Yds	Cmp%	Yds/Att	TD	TD%	Int	Int%	LG	Sck/Yds	Rtng
Favre	513	304	3867	59.3	7.54	35	6.8	16	3.1	74	25/176	92.6
Bono	10	5	29	50.0	2.90	0	0.0	0	0.0	14	1/15	56.3
Packers	523	309	3896	59.1	7.45	35	6.7	16	3.1	74	26/191	91.9
Opponents	563	288	3225	51.2	5.73	10	1.8	21	3.7	62	41/274	59.0

Scoring	TD	Ru	Pa	Rt	PAT	FG	S	P	T
*Longwell	0	0	0	0	48/48	24/30	0	120	
Levens	12	7	5	0				0	74
Freeman	12	0	12	0				0	72
R.Brooks	7	0	7	0				0	42
Chmura	6	0	6	0				0	36
*Sharper	3	0	0	3				0	18
T.Davis	2	0	1	1				0	12
Wilkins	2	0	2	0				0	12
Favre	1	1	0	0				0	6
Hayden	1	1	0	0				0	6
Henderson	1	0	1	0				0	6
Mickens	1	0	1	0				0	6
Schroeder	1	0	1	0				0	6
Thomason	1	0	1	0				0	6
Packers	50	9	35	6	48/48	24/30	0	422	
Opponents	30	16	10	4	18/18	24/30	0	282	

2-Pt. Conversions: Levens, Packers 1-2, Opponents 6-12

Field Goals	1-19	20-29	30-39	40-49	50+
*Longwell	4/4	7/8	10/13	2/4	1/1
Packers	4/4	7/8	10/13	2/4	1/1
Opponents	0/0	7/8	8/10	8/11	1/1
Longwell:	(38G,36G,29G)(22G,18G,27G,28N)(26G,24G,39G)(34G)(36G,19G,50G)(47B)(37G)(23G,44G)(44G)(18G)(34N,32G)(30G,35N,19G)(31B,27G)(31G)(45N,35G)				
Opponents:	(42G)(48N,32G)(24G,31G,22G,34G)(22N,31G)(53G,44G,22G,39G)(23G)(41G)(38G)(34G)(37B,36N)(42G,42N,41G,35G,20G)(29G)(42G,44N)(24G,48G)(43G)()				

Interceptions	No	Yds	Avg	Long	TD
Butler	5	4	0.8	2	0
Prior	4	72	18.0	49	0
Evans	3	33	11.0	27	0
*Sharper	2	70	35.0	50t	2
B.Williams	2	30	15.0	25	0
Wilkins	1	77	77.0	77t	1
Robinson	1	26	26.0	26	0
Mullen	1	17	17.0	17	0
Harris	1	0	0.0	0	0
T.Williams	1	0	0.0	0	0
Packers	21	329	15.7	77t	3
Opponents	16	305	19.1	52t	3

Punting	No	Yds	Avg	TB	In	Lg	B
Henrich	75	3378	45.0	21	26	65	0
Packers	75	3378	45.0	21	26	65	0
Opponents	90	3828	42.5	1	29	59	1

Punt Returns	Ret	FC	Yds	Avg	Long	TD
Schroeder	33	8	342	10.4	46	0
Mays	14	3	141	10.1	26	0
*Sharper	7	3	32	4.6	23	0
Preston	1	0	0	0.0	0	0
Prior	1	3	0	0.0	0	0
Packers	56	17	515	9.2	46	0
Opponents	32	15	255	8.0	38	0

Kickoff Returns	No	Yds	Avg	Long	TD
Schroeder	24	562	23.4	40	0
Preston	7	211	30.1	43	0
Beebe	6	134	22.3	39	0
Hayden	6	141	23.5	35	0
Darkins	4	68	17.0	20	0
Mickens	1	0	0.0	0	0
*Sharper	1	3	3.0	3	0
Packers	49	1119	22.8	43	0
Opponents	78	1599	20.5	49	0

ADMIN. & COACHES

VETERANS

DRAFT & FREE AGENTS

2020 REVIEW

1997

LAMBEAU FIELD

MISC.

Head Coach: Mike Holmgren		GB	Opp	Attend	Site	Starting QB	Temp
S 6	Detroit Lions	W	38	19	60,102	LF	B.Favre 81
S 13	Tampa Bay Buccaneers	W	23	15	60,124	LF	B.Favre 75
S 20	@ Cincinnati Bengals	W	13	6	56,346	CF	B.Favre 81
S 27	@ Carolina Panthers	W	37	30	69,723	ES	B.Favre 83
O 5	Minnesota Vikings	L	24	37	59,849	LF	B.Favre 58
O 15	@ Detroit Lions	L	20	27	77,932	PSD	B.Favre dome
O 25	Baltimore Ravens	W	28	10	59,860	LF	B.Favre 56
N 1	San Francisco 49ers	W	36	22	59,794	LF	B.Favre 50
N 9	@ Pittsburgh Steelers	L	20	27	60,507	TRS	B.Favre 50
N 15	@ New York Giants	W	37	3	76,272	GS	B.Favre 59
N 22	@ Minnesota Vikings	L	14	28	64,471	MD	B.Favre dome
N 29	Philadelphia Eagles	W	24	16	59,862	LF	B.Favre 60
D 7	@ Tampa Bay Buccaneers	L	22	24	65,497	RJS	B.Favre 72
D 13	Chicago Bears	W	26	20	59,813	LF	B.Favre 42
D 20	Tennessee Oilers	W	30	22	59,888	LF	B.Favre 29
D 27	@ Chicago Bears	W	16	13	58,393	SF	B.Favre 39
			408	319	1,008,433		

Home: 7-1 (479,292) Away: 4-4 (529,141)

NFC Wild Card Playoff

J 3	@ San Francisco 49ers	L	27	30	66,506	3CP	B.Favre 61
-----	-----------------------	---	----	----	--------	-----	------------

	GB	Opp	Rushing	No	Yds	Avg	Long	TD
Total First Downs	329	246	Holmes	93	386	4.2	13	1
Rushing	93	67	Levens	115	378	3.3	50	1
Passing	210	166	Jervey	83	325	3.9	16	1
Penalty	26	13	R.Harris	79	228	2.9	14	1
Third Downs	99/218	92/233	Favre	40	133	3.3	35	1
Efficiency	45.4	39.5	Henderson	23	70	3.0	9	2
Fourth Downs	5/13	5/17	Freeman	3	5	1.7	10	0
Efficiency	38.5	29.4	Blair	2	3	1.5	2	0
Possession Avg.	31:37	28:23	Brooks	1	2	2.0	2	0
Total Net Yards	5636	4507	Pederson	8	-4	-0.5	1	0
Avg. Per Game	352.3	281.7	Packers	447	1526	3.4	50	7
Total Plays	1061	980	Opponents	390	1442	3.7	73t	7
Avg. Per Play	5.3	4.6						

	GB	Opp	Rushing	No	Yds	Avg	Long	TD
Net Yards Rushing	1526	1442	Holmes	93	386	4.2	13	1
Avg. Per Game	95.4	90.1	Levens	115	378	3.3	50	1
Total Rushes	447	390	Jervey	83	325	3.9	16	1
Net Yards Passing	4110	3065	R.Harris	79	228	2.9	14	1
Avg. Per Game	256.9	191.6	Favre	40	133	3.3	35	1
Sacked/Yards Lost	39/320	50/336	Henderson	23	70	3.0	9	2
Gross Yards	4340	3401	Freeman	3	5	1.7	10	0
Att./Completions	575/361	540/296	Blair	2	3	1.5	2	0
Completion Pct.	62.8	54.8	Brooks	1	2	2.0	2	0
Had Intercepted	23	13	Pederson	8	-4	-0.5	1	0
Punts/Average	65/42.9	90/43.6	Packers	447	1526	3.4	50	7
Net Punting Avg.	65/37.1	90/37.2	Opponents	390	1442	3.7	73t	7
Penalties/Yards	88/681	94/828						
Fumbles/Ball Lost	27/11	20/10						
Touchdowns	46	36						
Rushing	7	7						
Passing	33	23						
Returns	6	6						

By Quarter	Q1	Q2	Q3	Q4	OT	Pts
Packers	107	89	73	139	0	408
Opponents	70	100	57	92	0	319

Primary Starters

WR	A.Freeman	LE	R.White
LT	N.Verba	NT	G.Brown
LG	M.Rivera	DT	S.Dotson
C	F.Winters	RE	*V.Holiday
RG	A.Timmerman	LOLB	G.Koonce
RT	E.Dotson	MLB	B.Harris
TE	M.Chmura	ROLB	B.Williams
WR	R.Brooks	LCB	C.Newsome
QB	B.Favre	RCB	T.Williams
RB	T.Jervey (5)	SS	L.Butler
	D.Levens (4)	FS	D.Sharper
	D.Holmes (4)		
	R.Harris (3)		
FB	W.Henderson		

Scoring	TD Ru	Pa	Rt	PAT	FG	S	PTS
Longwell	0	0	0	41/43	29/33	0	128
Freeman	14	0	14	0	0	0	86
T.Davis	7	0	7	0	0	0	42
Chmura	4	0	4	0	0	0	24
Brooks	3	0	3	0	0	0	18
Henderson	3	2	1	0	0	0	18
Mayes	3	0	3	0	0	0	18
Preston	3	0	3	0	0	0	18
McKenzie	2	0	2	0	0	0	12
Butler	1	0	1	0	0	0	6
Favre	1	1	0	0	0	0	6
R.Harris	1	1	0	0	0	0	6
Holmes	1	1	0	0	0	0	6
Jervey	1	1	0	0	0	0	6
Levens	1	1	0	0	0	0	6
Schroeder	1	0	1	0	0	0	6

Packers 46 7 33 6 41/43 29/33 0 108
Opponents 36 7 23 6 28/30 23/27 0 319
2-Pt. Conversions: Freeman, Packers 1-3, Opponents 3-6

Field Goals	1-19	20-29	30-39	40-49	50+
Longwell	1/1	6/6	13/15	9/10	0/1
Packers	1/1	6/6	13/15	9/10	0/1
Opponents	2/2	8/8	6/7	6/9	1/1
Longwell:	(32G)	(38G,27G,20G)	(30G,35G)	(41G)	(40G)
	(41G)	(28G,40G)	(26G,45G)	(51N,42G,37G)	(39N,39G,24G,31G,48N)
	(33G)	(33G,36G,35G)	(35G,43G,40G,24G)	(38G,40G,40G)	(39N,18G)
Opponents:	(47G,43G)	(37G,19G)	(42G,42G,56G)	(33G,25G,19G)	(25G,36G)
	(38G,45N)	(20G,47N)	(45G,21G)	(24G)	(35G,29G)
	(34G)	(38N,46G)	(29G,48N,21G)		

Interceptions	No	Yds	Avg	Long	TD
T.Williams	5	40	8.0	15	0
Butler	3	1	0.3	3	0
McKenzie	1	33	33.0	33t	1
Newsome	1	26	26.0	26	0
Terrell	1	9	9.0	9	0
Prior	1	0	0.0	0	0
R.Smith	1	0	0.0	0	0
Packers	13	111	8.5	33t	1
Opponents	23	312	13.6	58t	3

Punting	No	Yds	Avg	TB	In	LG	B
Landeta	65	2788	42.9	7	30	72	0
Packers	65	2788	42.9	7	30	72	0
Opponents	90	3920	43.6	8	17	62	0

Punt Returns	Ret	FC	Yds	Avg	Long	TD
Preston	44	17	398	9.0	71t	1
Schroeder	2	0	5	2.5	3	0
Mayes	1	0	9	9.0	9	0
Prior	1	4	0	0.0	0	0
Packers	48	21	412	8.6	71t	1
Opponents	27	14	237	8.8	95t	1

Kickoff Returns	No	Yds	Avg	Long	TD
Preston	57	1497	26.3	101t	2
*Bradford	2	33	16.5	24	0
McKenzie	1	17	17.0	17	0
Packers	60	1547	25.8	101t	2
Opponents	74	1807	24.4	101t	2

NFC Central	W	L	T	Pct	Pts	OP
Minnesota	15	1	0	.938	556	296
Green Bay	11	5	0	.688	408	319
Tampa Bay	8	8	0	.500	314	295
Detroit	5	11	0	.313	306	378
Chicago	4	12	0	.250	276	368

Receiving	No	Yds	Avg	Long	TD
Freeman	84	1424	17.0	84t	14
Chmura	47	554	11.8	25t	4
Henderson	37	241	6.5	15	1
Schroeder	31	452	14.6	46	1
Brooks	31	420	13.5	30t	3
Mayes	30	394	13.1	33t	3
Levens	27	162	6.0	17	0
Holmes	19	179	9.4	24	0
T.Davis	18	250	13.9	60t	7
R.Harris	10	68	6.8	12	0
Thomason	9	89	9.9	22	0
Jervey	9	33	3.7	11	0
*Bradford	3	27	9.0	18	0
Preston	2	23	11.5	13	0
Blair	2	13	6.5	10	0
Copeland	2	11	5.5	12	0
Packers	361	4340	12.0	84t	33
Opponents	296	3401	11.5	68t	23

Sacks: White 16, *Holliday 8, McKenzie 8, Butler 4, Booker 3, S.Dotson 3, B.Harris 2, B.Williams 2, Koonce 1, Lyon 1, Terrell 1, *Waddy 1, Packers 50, Opponents 39

* - rookie

Passing	Att	Cmp	Yds	Cmp%	Yds/Att	TD	TD%	Int	Int%	LG	Sck/Yds	Rtng
Favre	551	347	4212	63.0	7.64	31	5.6	23	4.2	84	38/223	87.7
Pederson	24	14	128	58.3	5.33	2	8.3	0	0.0	29	17/100	100.0
Packers	575	361	4340	62.8	7.55	33	5.7	23	4.0	84t	39/230	88.3
Opponents	540	296	3401	54.8	6.30	23	4.3	13	2.4	68t	50/336	78.2

1999 8-8-0, .500, FOURTH, NFC CENTRAL

Head Coach:	Ray Rhodes	GB	Opp	Attend	Site	Starting QB	Temp
S 12	Oakland Raiders	W	28	24	59,872	LF	B.Favre 67
S 19	@ Detroit Lions	L	15	23	76,202	PSD	B.Favre dome
S 26	Minnesota Vikings	W	23	20	59,868	LF	B.Favre 82
O 10	Tampa Bay Buccaneers	W	26	23	59,868	LF	B.Favre 58
O 17	@ Denver Broncos	L	10	31	73,352	MHS	B.Favre 45
O 24	@ San Diego Chargers	W	31	3	68,274	QS	B.Favre 78
N 1	Seattle Seahawks	L	7	27	59,869	LF	B.Favre 47
N 7	Chicago Bears	L	13	14	59,867	LF	B.Favre 51
N 14	@ Dallas Cowboys	L	13	27	64,634	TxS	B.Favre 86
N 21	Detroit Lions	W	26	17	59,869	LF	B.Favre 46
N 29	@ San Francisco 49ers	W	20	3	68,304	3CP	B.Favre 58
D 5	@ Chicago Bears	W	35	19	66,944	SF	B.Favre 42
D 12	Carolina Panthers	L	31	33	59,869	LF	B.Favre 35
D 20	@ Minnesota Vikings	L	20	24	64,203	MD	B.Favre dome
D 26	@ Tampa Bay Buccaneers	L	10	29	65,273	RJS	B.Favre 58
J 2	Arizona Cardinals	W	49	24	59,818	LF	B.Favre 32
		357	341	1,026,086			
Home: 5-3 (478,900)		Away: 3-5 (547,186)					

Scoring	TD	Ru	Pa	Rt	PAT	FG	S	P	T	S	P	T
Longwell	0	0	0	0	38/38	25/30	0	113				
Levens	10	9	1	0				60				
Freeman	6	0	6	0				36				
Bradford	5	0	5	0				32				
Schroeder	5	0	5	0				30				
Henderson	3	2	1	0				18				
T.Davis	2	0	2	0				12				
K.McKenzie	2	0	2	0				12				
*Parker	2	0	2	0				12				
Thomason	2	0	2	0				12				
*Driver	1	0	1	0				6				
*Edwards	1	0	1	0				6				
*Mitchell	1	0	1	0				6				
Packers	40	13	24	3	38/38	25/30	1	357				
Opponents	39	16	20	3	35/35	24/31	0	341				

2-Pt. Conversions: Bradford, Packers 1-2, Opponents 0-4

Field Goals 1-19 20-29 30-39 40-49 50+:

Longwell... 0/0 8/9 8/9 8/10 1/2

Packers ... 0/0 8/9 8/9 8/10 1/2

Opponents... 1/1 9/10 6/7 8/11 0/2

Longwell: (1)(45G,24G)(28G,35G,34G)(42G, 49G,38G,43G,45N)(50G)(46G)(50B)(37G, 26G,28B)(38G,44B,31G)(23G,33G,45G, 31G)(30N,23G,22G)(1)(40G)(26G,22G) (46G)(1)

Opponents: (47N,41G,48N)(48G)(34G, 22G)(41G,36G,36G)(20G,53N)(28G)(19G, 29G)(34N)(22N,44G,47G)(46G) (35G)(24G,23G,51N)(20G,37G)(42G) (49G,28G,33G)(23G,47N)

Total First Downs	GB	Opp	Rushing	No	Yds	Avg	Long	TD
Rushing	314	304	Levens	279	1034	3.7	36	9
Passing	87	103	*Parker	36	184	5.1	26	2
Penalty	196	177	Favre	28	142	5.1	20	0
	31	24	*Mitchell	29	117	4.0	15	0
Third Downs	77/209	87/223	Henderson	7	29	4.1	10	2
Efficiency	36.8	39.0	Hasselbeck	6	15	2.5	13	0
Fourth Downs	2/9	8/20	Freeman	1	-2	-2.0	-2	0
Efficiency	22.2	40.0	Packers	386	1519	3.9	36	13
Possession Avg.	29:13	30:47	Opponents	472	1804	3.8	51	16

NFC Central	W	L	T	Pct	Pts	OP
Tampa Bay	11	5	0	.688	270	235
Minnesota	10	6	0	.625	399	335
Detroit	8	8	0	.500	322	323
Green Bay	8	8	0	.500	357	341
Chicago	6	10	0	.375	272	341

Total Net Yards	GB	Opp
Avg. Per Game	338.7	331.8
Total Plays	1027	1040
Avg. Per Play	5.3	5.1
Net Yards Rushing	1519	1804
Avg. Per Game	94.9	112.8
Total Rushes	386	472
Net Yards Passing	3900	3505
Avg. Per Game	243.8	219.1
Sacked/Yards Lost	36/232	30/185
Gross Yards	4132	3690
Att./Completions	605/344	538/304
Completion Pct.	56.9	56.5
Had Intercepted	23	26
Punts/Average	80/39.1	69/42.8
Net Punting Avg.	80/34.0	69/36.8
Penalties/Yards	100/808	99/993
Fumbles/Ball Lost	28/13	36/15
Touchdowns	40	39
Rushing	13	16
Passing	23	20
Returns	4	3

Receiving	No	Yds	Avg	Long	TD
Freeman	74	1074	14.5	51	6
Schroeder	74	1051	14.2	51	5
Levens	71	573	8.1	53	1
Bradford	37	637	17.2	74t	5
Henderson	30	203	6.8	22	1
T.Davis	20	204	10.2	33	2
Thomason	14	140	10.0	22	2
*Mitchell	6	48	8.0	20	0
Chmura	5	55	11.0	16	0
*Parker	4	15	3.8	7	0
Hall	3	33	11.0	13	0
*Driver	3	31	10.3	12	1
Jordan	2	54	27.0	43	0
Crawford	1	14	14.0	14	0
Packers	344	4132	12.0	74t	23
Opponents	304	3690	12.1	88	20

Interceptions	No	Yds	Avg	Long	TD
*M.McKenzie	6	4	0.7	4	0
*Edwards	4	26	6.5	26t	1
T.Williams	4	12	3.0	12	0
Sharper	3	12	4.0	9	0
B.Williams	2	60	30.0	60	0
*Vinson	2	21	10.5	21	0
Butler	2	0	0.0	0	0
Smith	1	2	2.0	2	0
Lyon	1	0	0.0	0	0
Nelson	1	0	0.0	0	0
Packers	26	137	5.3	60	1
Opponents	23	338	14.7	95t	2

By Quarter	Q1	Q2	Q3	Q4	OT	Pts
Packers	44	123	73	117	0	357
Opponents	54	95	93	99	0	341

Sacks: K.McKenzie 8, Holliday 6, Booker 3.5, S.Dotson 2.5, Lyon 2, B.Williams 2, Butler 1, Sharper 1, *Vinson 1, Waddy 1, *Hunt 0.5, Smith 0.5, Packers 30, Opponents 36

Punting	No	Yds	Avg	TB	In	Lg	B
Aguiar	75	2954	39.4	4	20	64	0
*Hanson	4	157	39.3	0	0	44	0
Longwell	1	19	19.0	0	1	19	0
Packers	80	3130	39.1	4	21	64	0
Opponents	69	2954	42.8	10	26	65	0

Punt Returns	Ret	FC	Yds	Avg	Long	TD
Howard	12	7	93	7.8	20	0
*Edwards	10	4	90	9.0	45	0
Jordan	5	2	29	5.8	13	0
*Mitchell	2	0	0	0.0	0	0
Packers	29	13	212	7.3	45	0
Opponents	39	24	333	8.5	41	0

Kickoff Returns	No	Yds	Avg	Long	TD
*Mitchell	21	464	22.1	88t	1
Howard	19	364	19.2	31	0
*Parker	15	268	17.9	40	0
Jordan	6	95	15.8	22	0
Henderson	2	23	11.5	16	0
R.McKenzie	1	13	13.0	13	0
Schroeder	1	10	10.0	10	0
Sharper	1	4	4.0	4	0
Packers	66	1241	18.8	88t	1
Opponents	72	1565	21.7	91	0

Primary Starters

WR	B.Schroeder	LE	V.Booker
LT	R.Verba	NT	G.Brown
	M.Wahle	DT	S.Dotson
LG	R.McKenzie	RE	V.Holliday
	M.Wahle	LOLB	G.Koonce
C	F.Winters	MLB	B.Harris
RG	M.Rivera	ROLB	B.Williams
TE	E.Dotson	J.Waddy	
RT	T.Davis	LCB	*M.McKenzie
WR	A.Freeman	RCB	T.Williams
QB	B.Favre	SS	L.Butler
RB	D.Levens	FS	D.Sharper
FB	W.Henderson		

Passing	Att	Cmp	Yds	Cmp%	Yds/Att	TD	TD%	Int	Int%	Lg	Sk	Gk	Yds	Rtg
Favre	595	341	4091	57.3	6.88	22	3.7	23	3.9	74t	35	223	74.7	
Hasselbeck	10	3	41	30.0	4.10	1	10.0	0	0.0	19	1/9	77.5		
Packers	605	344	4132	56.9	6.83	23	3.8	23	3.8	74t	36	232	74.8	
Opponents	538	304	3690	56.5	6.86	20	3.7	26	4.8	88	30	185	70.0	

COMMUNITY

ADMIN & COACHES

VETERANS

DRAFT & FREE AGENTS

2020 REVIEW

1999

LAMBEAU FIELD

MISC.

9-7-0, .563, THIRD, NFC CENTRAL 2000

Head Coach:	Mike Sherman	GB	Opp	Attend	Site	Starting QB	Temp	
S 3	New York Jets	L	16	20	59,870	RF	B.Favre	77
S 10	@ Buffalo Bills	L	18	27	72,722	RWS	B.Favre	81
S 17	Philadelphia Eagles	W	6	3	59,869	LF	B.Favre	67
S 24	@ Arizona Cardinals	W	29	3	69,568	SDV	B.Favre	87
O 1	Chicago Bears	L	24	27	59,869	LF	B.Favre	72
O 8	@ Detroit Lions	L	24	31	77,549	PSD	B.Favre	dome
O 15	San Francisco 49ers	W	31	28	59,870	LF	B.Favre	54
O 29	@ Miami Dolphins	L	20	28	73,740	PPS	B.Favre	81
N 6	Minnesota Vikings	+W	26	20	59,854	LF	B.Favre	50
N 12	@ Tampa Bay Buccaneers	L	15	20	65,621	RJS	B.Favre	75
N 19	Indianapolis Colts	W	26	24	59,869	LF	B.Favre	27
N 27	@ Carolina Panthers	L	14	31	73,295	ES	B.Favre	46
D 3	@ Chicago Bears	W	26	6	66,944	SF	B.Favre	33
D 10	Detroit Lions	W	28	13	59,854	LF	B.Favre	25
D 17	@ Minnesota Vikings	W	33	28	64,183	MD	B.Favre	dome
D 24	Tampa Bay Buccaneers	+W	17	14	59,692	LF	B.Favre	15
		353		323		1,042,369		
Home: 6-2 (478,747)		Away: 3-5 (563,622)				+ — overtime		

	GB	Opp	Rushing	No	Yds	Avg	Long	TD
Total First Downs	315	284	Green	263	1175	4.5	39T	10
Rushing	88	84	Levens	77	224	2.9	17	3
Passing	197	186	Favre	27	108	4.0	18	0
Penalty	30	14	Parker	18	85	4.7	24	0
Third Downs	85/218	82/224	Henderson	2	16	8.0	12	0
Efficiency	39.0	36.6	Rossum	1	16	16.0	16	0
Fourth Downs	7/12	7/11	Schroeder	2	11	5.5	12	0
Efficiency	58.3	63.6	Mitchell	2	8	4.0	4	0
Possession Avg.	30:46	29:14	Freeman	2	5	2.5	3	0
Total Net Yards	5321	5069	Driver	1	4	4.0	4	0
Avg. Per Game	332.6	316.8	Wuerffel	2	-2	-1.0	-1	0
Total Plays	1038	1012	*Goodman	3	-2	-7.3	3	0
Avg. Per Play	5.1	5.0	Hasselbeck	4	-5	-1.3	-1	0
Net Yards Rushing	1643	1618	Packers	404	1643	4.1	39T	13
Avg. Per Game	102.7	101.1	Opponents	417	1618	3.9	52	7
Total Rushes	404	417						

	GB	Opp	Net Yards Passing	No	Yds	Avg	Long	TD
Net Yards Passing	3678	3451	Avg. Per Game	229.9	215.7	Sacked/Yards Lost	34/238	38/244
Avg. Per Game	332.6	316.8	Gross Yards	3916	3695	Att./Comp.	600/348	557/307
Total Plays	1038	1012	Completion Pct.	58.0	55.1	Had Intercepted	16	21
Avg. Per Play	5.1	5.0	Punts/Average	79/38.4	94/41.4	Net Avg.	79/34.3	94/34.6
Net Yards Rushing	1643	1618	Penalties/Yards	88/685	101/992	Fumbles/Ball Lost	30/17	16/7
Avg. Per Game	102.7	101.1	Touchdowns	36	37	Rushing	13	7
Total Rushes	404	417	Passing	21	28	Returns	2	2

	Q1	Q2	Q3	Q4	OT	Pts
By Quarter						
Packers	59	101	83	101	9	353
Opponents	51	91	82	99	0	323

Primary Starters

WR	B.Schroeder	LE	V.Holliday
LT	*C.Clifton	C.Hunt	
	M.Wahle	NT	R.Maryland
LG	R.Verba	DT	S.Dotson
C	F.Winters	C.Hunt	
RG	M.Rivera	RE	J.Thierry
RT	*M.Tauscher	SLB	*N.Diggs
TE	*B.Franks	MLB	B.Harris
	T.Davis	WLB	N.Wayne
WR	A.Freeman	LCB	M.McKenzie
QB	B.Favre	T.McBride	
RB	A.Green	RCB	T.Williams
	D.Levens	SS	L.Butler
FB	W.Henderson	FS	D.Sharper

Scoring	TD	Ru	Pa	Rt	PAT	FG	S	PTS
Longwell	0	0	0	0	32/32	33/38	0	131
Green	13	10	3	0				0
Freeman	9	0	9	0				0
Schroeder	4	0	4	0				0
Levens	3	3	0	0				0
T.Davis	2	0	2	0				0
Driver	1	0	1	0				0
*Franks	1	0	1	0				0
Henderson	1	0	1	0				0
Rossum	1	0	0	1				0
T.Williams	1	0	0	1				0
Maryland	0	0	0	0				1
Packers	36	13	21	2	32/32	33/38	1	353
Opponents	37	7	28	2	36/36	21/25	0	323

2-Pt. Conversions: T.Davis, Driver, Packers 2-3, Opponents 1-1

Field Goals	1-19	20-29	30-39	40-49	50+
Longwell	0/0	7/8	10/10	13/15	3/5
Packers	0/0	7/8	10/10	13/15	3/5
Opponents	1/1	4/4	8/8	6/9	2/3

Longwell: (45G,42G,42G)(24G)(40N,37G) 38G(38G,47G,48G,37G,22G)(42G)(44G,51G,31G)(35G)(51G,53N,48G)(24G,31G) (52G,53N,42G,45G)(42G,28B)()()22G,27G,45N,26G,45G)(34G,35G,43G,36G) (22G)

Opponents: (52N,23G,48N,39G)(45G,20G) (43G)(31G)(19G,42N,47G)(30G)()()30G,48G(54G,51G)(38G)(26G)(32G,46G) (26G,36G)()38G(43G,40N)

Interceptions	No	Yds	Avg	Long	TD
Sharper	9	109	12.1	47	0
T.Williams	4	105	26.3	46	1
McBride	2	43	21.5	43	0
Butler	2	25	12.5	22	0
Edwards	2	4	2.0	4	0
M.McKenzie	1	26	26.0	26	0
Holliday	1	3	3.0	3	0
Packers	21	315	15.0	47	1
Opponents	16	201	12.6	42t	1

Punting	No	Yds	Avg	TD	In	Lg	B
Bidwell	78	3003	38.5	5	22	53	0
Longwell	1	30	30.0	1	0	30	0
Packers	79	3033	38.4	6	22	53	0
Opponents	94	3888	41.4	17	25	60	0

Punt Returns	Ret	FC	Yds	Avg	Long	TD
Rossum	29	24	248	8.6	43	0
*Lee	5	2	52	10.4	16	0
M.McKenzie	1	0	0.0	0.0	0	0
Packers	35	26	300	8.6	43	0
Opponents	27	27	205	7.6	81t	1

Kickoff Returns	No	Yds	Avg	Long	TD
Rossum	50	1288	25.8	92t	1
Henderson	5	80	16.0	22	0
*Goodman	4	129	32.3	54	0
*Berry	1	22	22.0	22	0
Bowens	1	12	12.0	12	0
Mitchell	1	26	26.0	26	0
Morton	1	13	13.0	13	0
Wetnight	1	0	0.0	0	0
Packers	64	1570	24.5	92t	1
Opponents	76	1639	21.6	40	0

NFC Central	W	L	T	Pct	Pts	OP
Minnesota	11	5	0	.688	397	371
Tampa Bay	10	6	0	.625	388	269
Green Bay	9	7	0	.563	353	323
Detroit	9	7	0	.563	307	307
Chicago	5	11	0	.313	216	355

Receiving	No	Yds	Avg	Long	TD
Green	73	559	7.7	31	3
Schroeder	65	999	15.4	55t	4
Freeman	62	912	14.7	67t	9
Henderson	35	234	6.7	25	1
*Franks	34	363	10.7	27t	1
Driver	21	322	15.3	49	1
T.Davis	19	177	9.3	41	2
Levens	16	146	9.1	37	0
*Lee	10	134	13.4	38	0
Parker	9	50	5.6	10	0
Wetnight	3	20	6.7	9	0
*Goodman	1	0	0.0	0	0
Packers	348	3916	11.3	67t	21
Opponents	307	3695	12.0	78t	28

Sacks: Thierry 6.5, S.Dotson 6, Holliday 5, Hunt 5, Bowens 3.5, Butler 2, Harris 2, Wayne 2, *Gbjaja-Biamila 1.5, Lyon 1, Sharper 1, McGarrahan 0.5, B.Williams 0.5, K.Williams 0.5, Packers 38, Opponents 34

* — rookie

Passing	Att	Cmp	Yds	Cmp%	Yds/Att	TD	TD%	Int	Int%	LG	Sck/Yds	Rtng
Favre	580	338	3812	58.3	6.57	20	3.4	16	2.8	67t	33/236	78.0
Hasselbeck	19	10	104	52.6	5.47	1	5.3	0	0.0	27t	1/2	86.3
Green	1	0	0	0.0	0.00	0	0.0	0	0.0	0	0/0	39.6
Packers	600	348	3916	58.0	6.53	21	3.5	16	2.7	67t	34/238	78.2
Opponents	557	307	3695	55.1	6.63	28	5.0	21	3.8	78t	38/244	76.7

COMMUNITY

ADMIN. & COACHES

VETERANS

DRAFT & FREE AGENTS

REVIEW

2000

LAMBEAU FIELD

MISC.

2001 12-4-0, .750, SECOND, NFC CENTRAL

Head Coach:	Mike Sherman	GB	Opp	Attend	Site	Starting QB	Temp	
S 9	Detroit Lions	W	28	6	59,523	LF	B.Favre	60
S 24	Washington Redskins	W	37	0	59,771	LF	B.Favre	46
S 30	@ Carolina Panthers	W	28	7	73,120	ES	B.Favre	64
O 7	@ Tampa Bay Buccaneers	L	10	14	65,510	RJ	B.Favre	80
O 14	Baltimore Ravens	W	31	23	59,866	LF	B.Favre	54
O 21	@ Minnesota Vikings	L	13	35	64,165	MD	B.Favre	dome
N 4	Tampa Bay Buccaneers	W	21	20	59,861	LF	B.Favre	52
N 11	@ Chicago Bears	W	20	12	66,944	SF	B.Favre	48
N 18	Atlanta Falcons	L	20	23	59,849	LF	B.Favre	59
N 22	@ Detroit Lions	W	29	27	77,730	PSD	B.Favre	dome
D 3	@ Jacksonville Jaguars	W	28	21	66,908	AIS	B.Favre	56
D 9	Chicago Bears	W	17	7	59,869	LF	B.Favre	33
D 16	@ Tennessee Titans	L	20	26	68,804	AC	B.Favre	62
D 23	Cleveland Browns	W	30	7	59,824	LF	B.Favre	24
D 30	Minnesota Vikings	W	24	13	59,870	LF	B.Favre	19
J 6	@ New York Giants	W	34	25	78,601	GS	B.Favre	37
			390	266	1,040,215			

Home: 7-1 (478,433) Away: 5-3 (561,782)
NFC Wild Card Playoff
 J 13 San Francisco 49ers W 25 15 59,825 LF B.Favre 28
NFC Divisional Playoff
 J 20 @ St. Louis Rams L 17 45 66,338 DAC B.Favre dome

	GB	Opp	Rushing	No	Yds	Avg	Long	TD
Total First Downs	282	278	Green	304	1387	4.6	83t	9
Rushing.....	72	83	Levens	44	165	3.8	40	0
Passing.....	187	176	Favre	38	56	1.5	14	1
Penalty.....	23	19	Driver	3	38	12.7	31t	1
Third Downs	72/197	93/238	Mealey	11	37	3.4	9	0
Efficiency.....	36.5	39.1	Henderson	6	11	1.8	4	0
Fourth Downs	3/6	9/22	Schroeder	1	6	6.0	6	0
Efficiency.....	50.0	40.9	Goodman	1	-1	-1.0	-1	0
Possession Avg.	29:32	30:28	Pederson	1	-1	-1.0	-1	0
Total Net Yards	5463	4937	Freeman	1	-5	-5.0	-5	0
Avg. Per Game.....	341.4	308.6	Packers	410	1693	4.1	83t	11
Total Plays.....	942	1041	Opponents	406	1769	4.4	61	10
Avg. Per Play.....	5.8	4.7						

	GB	Opp	Rushing	No	Yds	Avg	Long	TD
Net Yards Rushing	1693	1769	Green	304	1387	4.6	83t	9
Avg. Per Game.....	105.8	110.6	Levens	44	165	3.8	40	0
Total Rushes.....	410	406	Favre	38	56	1.5	14	1
Net Yards Passing	3770	3168	Driver	3	38	12.7	31t	1
Avg. Per Game.....	235.6	198.0	Mealey	11	37	3.4	9	0
Sacked/Yards Lost.....	22/151	52/337	Henderson	6	11	1.8	4	0
Gross Yards.....	3921	3505	Schroeder	1	6	6.0	6	0
Att./Completions.....	510/314	583/341	Goodman	1	-1	-1.0	-1	0
Completion Pct.....	61.6	58.5	Pederson	1	-1	-1.0	-1	0
Had Intercepted.....	15	20	Freeman	1	-5	-5.0	-5	0
Punts/Average	82/42.5	86/42.4	Packers	410	1693	4.1	83t	11
Net Punting Avg.....	82/36.5	86/37.4	Opponents	406	1769	4.4	61	10
Penalties/Yards	80/633	104/921						
Fumbles/Ball Lost	28/12	36/19						
Touchdowns	47	28						
Rushing.....	11	10						
Passing.....	32	14						
Returns.....	4	4						

By Quarter	Q1	Q2	Q3	Q4	OT	Pts
Packers	89	90	111	100	0	390
Opponents	37	106	34	89	0	266

Primary Starters

WR	B.Schroeder	LE	V.Holliday
LT	C.Clifton	NT	G.Brown
LG	M.Wahle	J.Flanigan	S.Dotson
C	M.Flanagan	DT	S.Dotson
RG	M.Rivera	RE	J.Thierry
RT	M.Tauscher	SLB	N.Diggs
TE	B.Franks	MLB	B.Harris
WR	A.Freeman	WLB	N.Wayne
QB	B.Favre	LCB	M.McKenzie
RB	A.Green	RCB	T.Williams
FB	W.Henderson	SS	L.Butler
			*B.Jue
			D.Sharper

NFC Central

	W	L	T	Pct	Pts	OP
Chicago	13	3	0	.813	338	203
Green Bay	12	4	0	.750	390	266
Tampa Bay	9	7	0	.562	324	280
Minnesota	5	11	0	.313	290	390
Detroit	2	14	0	.125	270	424

Receiving

	No	Yds	Avg	Long	TD
Green	62	594	9.6	42	2
Schroeder	53	918	17.3	67t	9
Freeman	52	818	15.7	63	6
Franks	36	322	8.9	31	9
Bradford	31	526	17.0	56	2
Levens	24	159	6.6	19	1
Henderson	21	193	9.2	26	0
Driver	13	167	12.8	37	1
*Martin	13	144	11.1	31	1
Lee	3	32	10.7	23	1
T.Davis	3	14	4.7	7	0
Mealey	2	31	15.5	19	0
Collins	1	3	3.0	3	0
Packers	314	3921	12.5	67t	32
Opponents	341	3505	10.3	47t	14

Sacks: Gbaja-Biamila 13.5, Holliday 7, Wayne 5.5, Flanigan 4.5, S.Dotson 3.5, Thierry 3.5, Harris 2.5, Diggs 2, Lyon 2, McBride 2, *Reynolds 2, Sharper 2, Butler 1, Packers 52, Opponents 22

* - rookie

Passing

	Att	Cmp	Yds	Cmp%	Yds/Att	TD%	Int	Int%	LG	Sck/Yds	Rtg	
Favre	510	314	3921	61.6	7.69	32	6.3	15	2.9	67t	22/151	94.1
Packers	510	314	3921	61.6	7.69	32	6.3	15	2.9	67t	22/151	94.1
Opponents	583	341	3505	58.5	6.01	14	2.4	20	3.4	47t	52/337	69.6

Scoring	TD	Ru	Pa	Rt	PAT	FG	S	PTS
Longwell	0	0	0	0	44/45	20/31	0	104
Green	11	9	2	0				66
Franks	9	0	9	0				54
Schroeder	9	0	9	0				54
Freeman	6	0	6	0				38
Bradford	2	0	2	0				12
Driver	2	1	1	0				12
Favre	1	1	0	0				6
Lee	1	0	1	0				6
Levens	1	0	1	0				6
*Martin	1	0	1	0				6
McKenzie	1	0	1	0				6
Mealey	1	0	1	0				6
Rossum	1	0	1	0				6
T.Williams	1	0	1	0				6
Thierry	0	0	0	0				1
Packers	47	11	32	4	44/45	20/31	1	390
Opponents	28	10	14	4	20/20	22/28	1	266

2-Pt. Conversions: Freeman, Packers 1-2, Opponents 5-8

Field Goals

	1-19	20-29	30-39	40-49	50+
Longwell	0/0	3/4	9/10	7/14	1/3
Packers00	3/4	9/10	7/14	1/3
Opponents00	4/5	10/11	7/9	1/3

Longwell: (48N)(28G,32G,30G)(42G,46G,37N)(35G)(33G,47N)(51N,42N)(41N)(40G,31G)(39G,45G)(46G,39G)(52N,29B)(41N,27G)(33G,54G)(39G,45N)(24G)(45N,44G,43G)

Opponents: (49G,39G)(1)(53N)(28G)(42G,36G)(33G,49G)(37G,47G,38G,41G)(26G,39G,32G)(33G,54G)(34G,30G,42N)(23N)(49N,24G)(39N,44G,42G)(27G,55N)

Interceptions

	No	Yds	Avg	Long	TD
Sharper	6	78	13.0	23	0
T.Williams	4	117	29.3	69t	1
Wayne	3	55	18.3	35	0
McKenzie	2	38	19.0	38t	1
*Jue	2	35	17.5	35	0
Harris	2	12	6.0	8	0
Thibodeaux	1	9	9.0	9	0
Packers	20	344	17.2	69t	2
Opponents	15	252	16.8	88t	2

Punting

	No	Yds	Avg	TB	In	Lg	B
Bidwell	82	3485	42.5	10	21	68	0
Packers	82	3485	42.5	10	21	68	0
Opponents	86	3644	42.4	9	33	70	0

Punt Returns

	Ret	FC	Yds	Avg	Long	TD
Freeman	17	7	114	6.7	29	0
Rossum	11	8	109	9.9	55t	1
Lee	3	0	6	2.0	6	0
*Ferguson	1	2	4	4.0	4	0
Sharper	1	3	18	18.0	18	0
Packers	33	20	251	7.6	55t	1
Opponents	34	19	288	8.5	37	0

Kickoff Returns

	No	Yds	Avg	Long	TD
Rossum	23	431	18.7	27	0
Levens	14	362	25.9	53	0
Henderson	6	62	10.3	14	0
Mealey	4	63	15.8	24	0
*Ferguson	2	32	16.0	16	0
Freeman	2	28	14.0	24	0
Akins	1	0	0.0	0	0
Flanigan	1	9	9.0	9	0
Goodman	1	21	21.0	21	0
Packers	54	1008	18.7	53	0
Opponents	76	1520	20.0	43	0

COMMUNITY
 ADMIN. & COACHES
 VETERANS
 DRAFT & FREE AGENTS
 2020 REVIEW
 2001
 LAMBEAU FIELD
 MISC.

12-4-0, .750, FIRST, NFC NORTH 2002

Head Coach:	Mike Sherman	GB	Opp	Attend	Site	Starting QB	Temp	
S 8	Atlanta Falcons	W	37	34	63,127	LF	B.Favre	83
S 15	@ New Orleans Saints	L	20	35	67,958	LSB	B.Favre	dome
S 22	@ Detroit Lions	W	37	31	61,505	FdF	B.Favre	dome
S 29	Carolina Panthers	W	17	14	63,329	LF	B.Favre	65
O 7	@ Chicago Bears (Champaign)	W	34	21	63,226	MS	B.Favre	46
O 13	@ New England Patriots	W	28	10	68,436	GIS	B.Favre	61
O 20	Washington Redskins	W	30	9	63,363	LF	B.Favre	44
N 4	Miami Dolphins	W	24	10	63,284	LF	B.Favre	30
N 10	Detroit Lions	W	40	14	63,313	LF	B.Favre	50
N 17	@ Minnesota Vikings	L	21	31	64,153	MD	B.Favre	dome
N 24	@ Tampa Bay Buccaneers	L	7	21	65,672	RJS	B.Favre	70
D 1	Chicago Bears	W	30	20	64,196	LF	B.Favre	23
D 8	Minnesota Vikings	W	26	22	64,070	LF	B.Favre	11
D 15	@ San Francisco 49ers	W	20	14	67,947	3CP	B.Favre	58
D 22	Buffalo Bills	W	10	0	64,106	LF	B.Favre	27
D 29	@ New York Jets	L	17	42	78,733	GS	B.Favre	40
			398	328	1,046,418			

Home: 8-0 (508,788) Away: 4-4 (537,630) + — overtime
NFC Wild Card Playoff
 J 4 Atlanta Falcons L 7 27 65,358 LF B.Favre 31

	GB	Opp	Rushing	No	Yds	Avg	Long	TD
Total First Downs	318	294	Green	286	1240	4.3	43	7
Rushing	94	122	*Fisher	70	283	4.0	28	2
Passing	197	143	*Davenport	39	184	4.7	43	1
Penalty	27	29	Favre	25	73	2.9	17	0
Third Downs	87/225	65/192	Driver	8	70	8.8	17	0
Efficiency	38.7	33.9	Mealey	11	36	3.3	18	1
Fourth Downs	7/13	6/16	Henderson	7	27	3.9	10	1
Efficiency	53.8	37.5	*J.Walker	1	11	11.0	11	0
Possession Avg.	31:50	28:10	Metcalf	2	7	3.5	5	0
Total Net Yards	5560	4985	Graham	1	3	3.0	3	0
Avg. Per Game	347.5	311.6	Pederson	1	-1	-1.0	-1	0
Total Plays	1058	987	Packers	451	1933	4.3	43	12
Avg. Per Play	5.3	5.1	Opponents	413	1998	4.8	62	14
Net Yards Rushing	1933	1998						
Avg. Per Game	120.8	124.9						
Total Rushes	451	413						
Net Yards Passing	3627	2987						
Avg. Per Game	226.7	186.7						
Sacked/Yards Lost	27/196	43/241						
Gross Yards	3823	3228						
Att./Completions	580/361	531/287						
Completion Pct.	62.2	54.0						
Had Intercepted	16	24						
Punts/Average	79/41.7	76/41.3						
Net Punting Avg.	79/35.7	76/38.2						
Penalties/Yards	108/913	98/945						
Fumbles/Ball Lost	28/12	39/21						
Touchdowns	45	40						
Rushing	12	14						
Passing	29	24						
Returns	4	2						

NFC North	W	L	T	Pct	Pts	OP
Green Bay	12	4	0	.750	398	328
Minnesota	6	10	0	.375	390	442
Chicago	4	12	0	.250	281	379
Detroit	3	13	0	.188	306	451

	Receiving	No	Yds	Avg	Long	TD
Driver	70	1064	15.2	85t	9	
Green	57	393	6.9	23t	2	
Glenn	56	817	14.6	49t	2	
Franks	54	442	8.2	20t	2	
Henderson	26	168	6.5	17	3	
*J.Walker	23	319	13.9	30	1	
Ferguson	22	293	13.3	40t	3	
*Fisher	18	70	3.9	11	0	
T.Davis	9	107	11.9	24	1	
Martin	8	33	4.1	7	1	
Mealey	7	45	6.4	11	0	
*Davenport	5	33	6.6	13	0	
Bailey	3	26	8.7	10	0	
Graham	2	6	3.0	4	0	
Wahle	1	7	7.0	7	0	
Packers	361	3823	10.6	85t	29	
Opponents	287	3228	11.2	64t	24	

Primary Starters

WR	D.Driver	LE	V.Holliday
LT	C.Clifton	*A.Kampman	
	M.Flanagan	NT	G.Brown
LG	M.Wahle		R.Walker
C	F.Winters	DT	C.Hunt
	M.Flanagan	RE	K.Gbaja-Biamila
RG	M.Rivera	J	J.Johnson
RT	E.Dotson	SLB	N.Diggs
TE	B.Franks	MLB	H.Nickerson
WR	T.Glenn	WLB	N.Wayne
QB	B.Favre	LCB	M.McKenzie
RB	A.Green	RCB	T.Williams
FB	W.Henderson	SS	*M.Anderson
			M.Bowen
			D.Sharper

Sacks: Gbaja-Biamila 12, Holliday 6, Hunt 5.5, Diggs 3, Wayne 2.5, Johnson 2, Lyon 2, Nickerson 1.5, Edwards 1, M.McKenzie 1, Reynolds 1, Warren 1, Williams 1, *Kampman 0.5, Packers 43, Opponents 27

* — rookie

Passing	Att	Cmp	Yds	Cmp%	Yds/Att	TD	TD%	Int	Int%	LG	Sck/Yds	Rtng
Favre	551	341	3658	61.9	6.64	27	4.9	16	2.9	85t	26/188	85.6
Pederson	28	19	134	67.9	4.79	1	3.6	0	0.0	20t	1/8	90.5
Franks	1	1	31	100.0	31.00	1	100.0	0	0.0	31t	0/0	158.3
Packers	580	361	3823	62.2	6.59	29	5.0	16	2.8	85t	27/196	86.6
Opponents	531	287	3228	54.0	6.08	24	4.5	24	4.5	64t	43/241	68.7

Scoring	TD	Ru	Pa	Rt	PAT	FG	S	P	TS
Longwell	0	0	0	0	44/44	28/34	0	128	
Driver	9	0	0	0	0	0	0	54	
Green	9	7	2	0	0	0	0	54	
Franks	7	0	7	0	0	0	0	42	
Henderson	4	1	3	0	0	0	0	24	
Ferguson	3	0	3	0	0	0	0	18	
*Anderson	2	0	0	2	0	0	0	12	
*Fisher	2	2	0	0	0	0	0	12	
Glenn	2	0	2	0	0	0	0	12	
*Davenport	1	1	0	0	0	0	0	6	
T.Davis	1	0	1	0	0	0	0	6	
Gbaja-Biamila	1	0	1	0	0	0	0	6	
Martin	1	0	1	0	0	0	0	6	
Mealey	1	1	0	0	0	0	0	6	
Sharper	1	0	1	0	0	0	0	6	
*J.Walker	1	0	1	0	0	0	0	6	
Packers	45	12	29	4	44/44	28/34	0	398	
Opponents	40	14	24	2	36/37	16/22	0	328	

2-Point Conversions: Packers 0-1, Opp. 2-3

Field Goals 1-19 20-29 30-39 40-49 50+

Longwell	1/1	8/9	12/13	7/10	0/1
Packers	1/1	8/9	12/13	7/10	0/1
Opponents	0/0	4/5	6/9	3/3	3/5

Longwell: (28G,42N,42G,34G)(27G,36G)(46G,34G,47G)(30G)(49G,28B,36N,35G,50N)(42N)(36G,41G,28G)(27G)(30G,40G,36G,33G)(1)(21G,31G,27G)(33G,19G)(48G,42N,28G)(33G)(23G)

Opponents: (21G,52G)(39N)(33G)(24N)(32G)(25G,53G,30N,31G)(46G)(50N)(32G)(38G,51G)(52N)(23G,22G,37G)(47G,42G)(33N)(1)

Interceptions	No	Yds	Avg	Long	TD
Sharper	7	233	33.3	89t	1
*Anderson	4	114	28.5	78t	2
Wayne	3	32	10.7	25	0
Diggs	2	62	31.0	33	0
M.McKenzie	2	0	0.0	0	0
Gbaja-Biamila	1	72	72.0	72t	1
Holliday	1	3	3.0	3	0
Bowen	1	0	0.0	0	0
McBride	1	0	0.0	0	0
Westbrook	1	0	0.0	0	0
Williams	1	0	0.0	0	0
Packers	24	516	21.5	89t	4
Opponents	16	327	20.4	65	0

Punting	No	Yds	Avg	TB	In	Lg	B
Bidwell	79	3296	41.7	6	26	57	0
Packers	79	3296	41.7	6	26	57	0
Opponents	76	3135	41.3	2	27	84	0

Punt Returns	Rt	FC	Yds	Avg	Long	TD
Gordon	35	9	180	5.1	27	0
Moses	5	0	12	2.4	8	0
Metcalf	3	0	-1	-0.3	0	0
Carter	1	0	0	0.0	0	0
Edwards	1	0	0	0.0	0	0
Sharper	1	2	0	0.0	0	0
Packers	46	11	191	4.2	27	0
Opponents	41	22	357	8.7	72t	1

Kickoff Returns	No	Yds	Avg	Long	TD
*J.Walker	35	769	22.0	55	0
*Davenport	6	130	21.7	27	0
Ferguson	6	113	18.8	25	0
Gordon	4	53	13.3	19	0
Moses	4	69	17.3	27	0
Carter	2	42	21.0	25	0
*Fisher	2	42	21.0	21	0
K.McKenzie	2	25	12.5	18	0
Metcalf	2	41	20.5	21	0
Packers	63	1284	20.4	55	0
Opponents	83	1800	21.7	51	0

COMMUNITY ADMIN. & COACHES VETERANS DRAFT & FREE AGENTS 2020 REVIEW 2002

LAMBEAU FIELD MISC.

2003 10-6-0, .625, FIRST, NFC NORTH

Head Coach:	Mike Sherman	GB	Opp	Attend	Site	Starting QB	Temp
S 7	Minnesota Vikings	L	25	30	70,505	LF	B.Favre 71
S 14	Detroit Lions	W	31	6	70,244	LF	B.Favre 63
S 21	@ Arizona Cardinals	L	13	20	58,784	SDV	B.Favre 102
S 29	@ Chicago Bears	W	38	23	61,500	SF	B.Favre 58
O 5	Seattle Seahawks	W	35	13	70,365	LF	B.Favre 48
O 12	Kansas City Chiefs	L	34	40	70,407	LF	B.Favre 60
O 19	@ St. Louis Rams	L	24	34	66,201	EJD	B.Favre dome
N 2	@ Minnesota Vikings	W	30	27	64,482	MD	B.Favre dome
N 10	Philadelphia Eagles	L	14	17	70,291	LF	B.Favre 39
N 16	@ Tampa Bay Buccaneers	W	20	13	65,614	RJS	B.Favre 80
N 23	San Francisco 49ers	W	20	10	70,250	LF	B.Favre 38
N 27	@ Detroit Lions	L	14	22	62,123	FdF	B.Favre dome
D 7	Chicago Bears	W	34	21	70,458	LF	B.Favre 35
D 14	@ San Diego Chargers	W	38	21	64,978	QS	B.Favre 61
D 22	@ Oakland Raiders	W	41	7	62,298	NAC	B.Favre 54
D 28	Denver Broncos	W	31	3	70,299	LF	B.Favre 45

Scoring	TD	Ru	Pa	Pat	FG	S	PTS
Green	20	15	5	0	0	0	120
Longwell	0	0	0	0	51/51	23/26	0 120
J.Walker	9	0	0	0	0	0	54
Franks	4	0	4	0	0	0	28
Ferguson	4	0	4	0	0	0	24
Fisher	3	1	2	0	0	0	18
Henderson	3	0	3	0	0	0	18
Davenport	2	2	0	0	0	0	12
Driver	2	0	2	0	0	0	12
Martin	2	0	2	0	0	0	12
Harris	1	0	0	1	0	0	6
McKenzie	1	0	0	1	0	0	6
Walls	1	0	1	0	0	0	6
Wilkins	1	0	0	1	0	0	6

Home: 5-3 (562,819) Away: 5-3 (505,980) + — overtime
NFC Wild Card Playoff
 J 4 Seattle Seahawks ... +W 33 27 71,457 LF B.Favre 20
NFC Divisional Playoff
 J 11 @ Philadelphia Eagles ... +L 17 20 67,707 LFF B.Favre 25

Packers 53 18 32 3 51/51 23/26 0 442
Opponents 31 10 18 3 29/29 30/33 0 307
2-Point Conversions: Franks 2, Packers 2-2, Opponents 1-1
Field Goals 1-19 20-29 30-39 40-49 50+
 Longwell ... 0/0 5/5 11/11 6/9 1/1
Packers ... 0/0 5/5 11/11 6/9 1/1
Opponents ... 0/0 10/11 10/10 8/10 2/2

	GB	Opp	Rushing	No	Yds	Avg	Long	TD
Total First Downs	315	288	Green	355	1883	5.3	98T	15
Rushing	127	91	Davenport	77	420	5.5	76T	2
Passing	166	172	Fisher	40	200	5.0	19	1
Penalty	22	25	Driver	5	51	10.2	45	0
Third Downs	85/207	85/228	Favre	18	15	0.8	7	0
Efficiency	41.1	37.3	Luchey	1	3	3.0	3	0
Fourth Downs	4/7	4/17	J.Walker	2	1	0.5	1	0
Efficiency	57.1	23.5	Nall	2	-2	-1.0	-1	0
Possession Avg.	30.52	29.08	Pederson	6	-5	-0.8	0	0
Total Net Yards	5798	5101	Ferguson	1	-8	-8.0	-8	0
Avg. Per Game	362.4	318.8	Packers ... 507 2558 5.0 98T 18					
Total Plays	999	1036	Opponents ... 413 1701 4.1 67T 10					
Avg. Per Play	5.8	4.9						

	No	Yds	Avg	Long	TD
Interceptions	5	78	15.6	50	0
Sharper	4	98	24.5	90T	1
McKenzie	3	89	29.7	56T	1
Harris	3	21	7.0	14	0
*Barnett	2	13	6.5	13	0
Diggs	2	8	4.0	8	0
Hawthorne	1	5	5.0	5	0
Edwards	1	3	3.0	3	0
Anderson	1	3	3.0	3	0
Packers ... 21 315 15.0 90T 2					
Opponents ... 21 429 20.4 79T 2					

	GB	Opp	Rushing	No	Yds	Avg	Long	TD	
Net Yards Rushing	2558	1701	NFC North	W	L	T	Pct	Pts	OP
Avg. Per Game	159.9	106.3	Green Bay	10	6	0	.625	442	307
Total Rushes	507	413	Minnesota	9	7	0	.562	416	353
Net Yards Passing	3240	3400	Chicago	7	9	0	.438	283	346
Avg. Per Game	202.5	212.5	Detroit	5	11	0	.312	270	379
Sacked/Yards Lost	19/137	34/200							
Gross Yards	3377	3600	Receiving	No	Yds	Avg	Long	TD	
Att./Completions	473/310	589/326	Driver	52	621	11.9	41	2	
Completion Pct.	65.5	55.3	Green	50	367	7.3	27	5	
Had Intercepted	21	21	J.Walker	41	716	17.5	66T	9	
Punts/Average	71/41.3	83/41.0	Ferguson	38	520	13.7	47	4	
Net Punting Avg.	71/34.6	83/35.0	Franks	30	241	8.0	24	4	
Penalties/Yards	88/699	97/767	Henderson	24	214	8.9	22	3	
Fumbles/Ball Lost	19/11	21/11	Fisher	21	206	9.8	32	2	
Touchdowns	53	31	Walls	20	222	11.1	36	1	
Rushing	18	10	Freeman	14	141	10.1	15	0	
Passing	32	18	Martin	13	79	6.1	14	2	
Returns	3	3	Davenport	6	38	6.3	12	0	
			Luchey	1	12	12.0	12	0	
By Quarter	Q1	Q2	Q3	Q4	OT	Pts			
Packers	103	138	69	132	0	442			
Opponents	86	64	49	102	6	307			

	No	Yds	Avg	Long	TD		
Punting	69	2875	41.7	7	16	60	0
Bidwell	2	58	29.0	1	1	30	0
Longwell	71	2933	41.3	8	17	60	0
Packers ... 83 3399 41.0 11 23 62 1							
Opponents ... 83 3399 41.0 11 23 62 1							
Punt Returns	Ret	FC	Yds	Avg	Long	TD	
Chatman	33	18	277	8.4	33	0	
Harris	1	0	0.0	0	0	0	
Wilkins	1	0	0.0	0	0	0	
Packers ... 35 18 277 7.9 33 0							
Opponents ... 32 15 316 9.9 32 0							

Primary Starters

WR	R.Ferguson	LE	A.Kampman
LT	C.Clifton		J.Johnson
LG	M.Wahle	NT	G.Brown
C	M.Flanagan	DT	C.Hunt
RG	M.Rivera	RE	K.Gbaja-Biamila
RT	M.Tauscher	SLB	H.Navies
TE	B.Franks	MLB	*N.Barnett
WR	D.Driver	WLB	N.Diggs
QB	B.Favre	LCB	M.McKenzie
RB	A.Green	RCB	A.Harris
FB	W.Henderson	SS	A.Edwards
			M.Anderson
			D.Sharper

Sacks: Gbaja-Biamila 10, Hunt 4, G.Jackson 2.5, Nwokorie 2.5, *Barnett 2, Kampman 2, Sharper 2, Jue 1.5, Smith 1.5, Diggs 1, Edwards 1, Hawthorne 1, Marshall 1, Navies 1, Packers 34, Opponents 19

* — rookie

	Att	Cmp	Yds	Cmp%	Yds/Att	TD	Int	Int%	LG	Sck/Yds	Rtng	
Passing	471	308	3361	65.4	7.14	32	6.8	21	4.5	66T	19/137	90.4
Favre	2	2	16	100.0	8.00	0	0.0	0	0.0	14	0/0	100.0
Pederson	2	2	16	100.0	8.00	0	0.0	0	0.0	14	0/0	100.0
Packers ... 473 310 3377 65.5 7.14 32 6.8 21 4.5 66T 19/137 90.5												
Opponents ... 589 326 3600 55.3 6.11 18 3.1 21 3.6 68T 34/200 69.0												

COMMUNITY

ADMIN. & COACHES

VETERANS

DRAFT & FREE AGENTS

2020 REVIEW

2003

LAMBEAU FIELD

MISC.

10-6-0, .625, FIRST, NFC NORTH 2004

Head Coach:	Mike Sherman	GB	Opp	Attend	Site	Starting QB	Temp
S 13	@ Carolina Panthers	W	24	14	73,656	BAS	B.Favre 74
S 19	Chicago Bears	L	10	21	70,688	LF	B.Favre 74
S 26	@ Indianapolis Colts	L	31	45	57,280	RCA	B.Favre dome
O 3	New York Giants	L	7	14	70,623	LF	B.Favre 61
O 11	Tennessee Titans	L	27	48	70,420	LF	B.Favre 50
O 17	@ Detroit Lions	W	38	10	62,938	FdF	B.Favre dome
O 24	Dallas Cowboys	W	41	20	70,679	LF	B.Favre 55
O 31	@ Washington Redskins	W	28	14	89,295	FxF	B.Favre 78
N 14	Minnesota Vikings	W	34	31	70,671	LF	B.Favre 46
N 21	@ Houston Texans	W	16	13	70,769	RtS	B.Favre dome
N 29	St. Louis Rams	W	45	17	70,385	LF	B.Favre 28
D 5	@ Philadelphia Eagles	L	17	47	67,723	LF	B.Favre 55
D 12	Detroit Lions	W	16	13	70,497	LF	B.Favre 33
D 19	Jacksonville Jaguars	L	25	28	70,437	LF	B.Favre 12
D 24	@ Minnesota Vikings	W	34	31	64,311	MD	B.Favre dome
J 2	@ Chicago Bears	W	31	14	62,197	SF	B.Favre 44
				424	380	1,112,569	

Home: 4-4 (564,400) Away: 6-2 (548,169)

NFC Wild Card Playoff

J 9	Minnesota Vikings	L	17	31	71,075	LF	B.Favre 26
-----	-------------------	---	----	----	--------	----	------------

	GB	Opp	Rushing	No	Yds	Avg	Long	TD
Total First Downs	354	307	Green	259	1163	4.5	90t	7
Rushing	98	92	Davenport	71	359	5.1	40t	2
Passing	228	181	Fisher	65	224	3.4	24	0
Penalty	28	34	W.Williams	6	42	7.0	28	0
Third Downs	98/207	69/197	Chatman	4	36	9.0	18	0
Efficiency	47.3	35.0	Favre	16	36	2.3	17	0
Fourth Downs	8/14	5/9	Luchey	10	24	2.4	4	0
Efficiency	57.1	55.6	Pederson	2	15	7.5	9	0
Possession Avg.	30:28	29:32	Nall	3	7	2.3	9	0
Total Net Yards	6357	5541	Driver	3	4	1.3	14	0
Avg. Per Game	397.3	346.3	O'Sullivan	2	-2	-1.0	-1	0
Total Plays	1053	967	Packers	441	1908	4.3	90t	9
Avg. Per Play	6.0	5.7	Opponents	409	1878	4.6	54	12

	GB	Opp
Net Yards Rushing	1908	1878
Avg. Per Game	119.3	117.4
Total Rushes	441	409
Net Yards Passing	4449	3663
Avg. Per Game	278.1	228.9
Sacked/Yards Lost	14/101	40/280
Gross Yards	4550	3943
Att./Completions	598/382	518/314
Completion Pct.	63.9	60.6
Had Intercepted	19	8
Punts/Average	66/40.1	81/39.2
Net Punting Avg.	66/33.4	81/34.6
Penalties/Yards	116/950	112/942
Fumbles/Ball Lost	22/10	17/7
Touchdowns	50	47
Rushing	9	12
Passing	36	33
Returns	5	2

By Quarter	Q1	Q2	Q3	Q4	OT	Pts
Packers	57	146	107	114	0	424
Opponents	82	147	58	93	0	380

Primary Starters

WR	D.Driver	LE	A.Kampman
	R.Ferguson	NT	G.Jackson
LT	C.Clifton	DT	C.Hunt
LG	M.Wahle		C.Jenkins
C	G.Ruegamer	RE	K.Gbaja-Biamila
RG	M.Rivera	SLB	H.Navies
RT	M.Tauscher	MLB	N.Barnett
TE	B.Franks	WLB	N.Diggs
WR	J.Walker	LCB	*A.Carroll
QB	B.Favre		M.Hawthorne
RB	A.Green	RCB	A.Harris
FB	W.Henderson	SS	M.Roman
		FS	D.Sharper

Scoring	TD	Ru	Pa	Rt	PAT	FG	S	PTS
Longwell	0	0	0	48/48	24/28	0	120	0
Walker	12	0	12	0	0	0	72	0
Driver	9	0	9	0	0	0	56	0
Green	8	7	1	0	0	0	48	0
Franks	7	0	7	0	0	0	42	0
Henderson	3	0	3	0	0	0	18	0
Sharper	3	0	3	0	0	0	18	0
Davenport	2	2	0	0	0	0	12	0
Fisher	2	0	2	0	0	0	12	0
Ferguson	1	0	1	0	0	0	8	0
*Carroll	1	0	1	0	0	0	6	0
Chatman	1	0	1	0	0	0	6	0
Hawthorne	1	0	1	0	0	0	6	0
Packers	50	9	36	5	48/48	24/28	0	424
Opponents	47	12	33	2	47/47	17/25	0	380

2-Point Conversions: Ferguson, Driver, Packers 2-2, Opponents 0-0

Field Goals	1-19	20-29	30-39	40-49	50+
Longwell	0/0	8/8	8/9	6/8	2/3
Packers	0/0	8/8	8/9	6/8	2/3
Opponents	0/0	5/5	5/8	7/12	0/0

Longwell: (41G)(25G,45N)(38G,52N)(39G,53G)(50G)(26G,40G)(37G,39G)(43G,33G)(49N,23G,39G,46G)(27G)(40G)(36G,28G,23G)(35G,31N)(42G,29G)(20G)

Opponents: (45N)(45G)(49N,30N,33N)(36G,38G,42B)(48G)(46G,24G)(35N)(21G)(40N,46G,40G)(42G)(22G,45G,47G,22G)(31G,36G)(29G)(1)

Interceptions	No	Yds	Avg	Long	TD
Sharper	4	97	24.3	43t	2
Harris	1	29	29.0	29	0
Joe	1	23	23.0	23	0
Barnett	1	16	16.0	16	0
*Carroll	1	0	0.0	0	0
Packers	8	165	20.6	43t	2
Opponents	19	166	8.7	31	1

Punting	No	Yds	Avg	TB	In	Lg	B
Barker	66	2644	40.1	7	16	64	0
Packers	66	2644	40.1	7	16	64	0
Opponents	81	3176	39.2	6	31	58	0

Punt Returns	Ret	FC	Yds	Avg	Long	TD
Chatman	32	27	245	7.7	28	0
Sharper	1	0	9	9.0	9	0
Packers	33	27	254	7.7	28	0
Opponents	34	10	301	8.9	40	0

Kickoff Returns	No	Yds	Avg	Long	TD
Chatman	25	565	22.6	59	0
Ferguson	21	526	25.0	71	0
Davenport	14	286	20.4	27	0
*Thurman	3	59	19.7	28	0
*Carroll	2	31	15.5	16	0
Henderson	2	16	8.0	10	0
Whitley	2	33	16.5	20	0
Peterson	1	6	6.0	6	0
Packers	70	1522	21.7	71	0
Opponents	79	1594	20.2	58	0

NFC North	W	L	T	Pct	Pts	OP
Green Bay	10	6	0	.625	424	380
Minnesota	8	8	0	.500	405	395
Detroit	6	10	0	.375	296	350
Chicago	5	11	0	.312	231	331

Receiving	No	Yds	Avg	Long	TD
Walker	89	1382	15.5	79t	12
Driver	84	1208	14.4	50	9
Green	40	275	6.9	48	1
Fisher	38	277	7.3	25	2
Franks	34	361	10.6	29	7
Henderson	34	239	7.0	38t	3
Ferguson	24	367	15.3	48	1
Chatman	22	246	11.2	21	1
Martin	5	88	17.6	35	0
Steele	4	42	10.5	27	0
Davenport	4	33	8.3	12	0
Luchey	2	20	10.0	11	0
*Thurman	2	12	6.0	9	0
Packers	382	4550	11.9	79t	36
Opponents	314	3943	12.6	68t	33

Sacks: Gbaja-Biamila 13.5, Jenkins 4.5, Kampman 4.5, Roman 3.5, Barnett 3, Truluck 2.5, *Carroll 2, Hunt 2, Diggs 1, G.Jackson 1, Lee 1, *C.Williams 1, Navies 0.5, Packers 40, Opponents 14

* - rookie

Passing	Att	Cmp	Yds	Cmp%	Yds/Att	TD	TD%	Int	Int%	LG	Sck/Yds	Rtg
Favre	540	346	4088	64.1	7.57	30	5.6	17	3.1	79t	12/93	92.4
Nall	33	23	314	69.7	9.52	4	12.1	0	0.0	43	2/8	139.4
Pederson	23	11	120	47.8	5.22	0	0.0	2	8.7	24	0/0	27.4
Fisher	1	1	8	100.0	8.00	1	100.0	0	0.0	8t	0/0	139.6
Green	1	1	20	100.0	20.00	1	100.0	0	0.0	2t	0/0	158.3
Packers	598	382	4550	63.9	7.61	36	6.0	19	3.2	79t	14/101	93.8
Opponents	518	314	3943	60.6	7.61	33	6.4	8	1.5	68t	40/280	99.1

2005 4-12-0, .250, FOURTH, NFC NORTH

Head Coach:	Mike Sherman	GB	Opp	Attend	Site	Starting QB	Temp
S 11	@ Detroit Lions	L	3	17	61,877	FdF	B.Favre dome
S 18	Cleveland Browns	L	24	26	70,400	LF	B.Favre 76
S 25	Tampa Bay Buccaneers	L	16	17	70,518	LF	B.Favre 65
O 3	@ Carolina Panthers	L	29	32	73,657	BAS	B.Favre 75
O 9	New Orleans Saints	W	52	3	70,580	LF	B.Favre 52
O 23	@ Minnesota Vikings	L	20	23	64,278	MD	B.Favre dome
O 30	@ Cincinnati Bengals	L	14	21	65,940	PBS	B.Favre 58
N 6	Pittsburgh Steelers	L	10	20	70,607	LF	B.Favre 49
N 13	@ Atlanta Falcons	W	33	25	71,001	GD	B.Favre dome
N 21	Minnesota Vikings	L	17	20	70,610	LF	B.Favre 36
N 27	@ Philadelphia Eagles	L	14	19	67,665	LFF	B.Favre 50
D 4	@ Chicago Bears	L	7	19	62,177	SF	B.Favre 26
D 11	Detroit Lions	W	16	13	70,019	LF	B.Favre 14
D 19	@ Baltimore Ravens	L	3	48	70,604	MTS	B.Favre 29
D 25	Chicago Bears	L	17	24	69,757	LF	B.Favre 34
J 1	Seattle Seahawks	W	23	17	69,928	LF	B.Favre 34
			298	344	1,099,618		
Home: 3-5 (562,419)		Away: 1-7 (537,199)					

Scoring	TD	Ru	Pa	Rt	PAT	FG	S	PTS
Longwell	0	0	0	0	30/31	20/27	0	90
*Gado	7	6	1	0			0	42
Chatman	5	0	4	1			0	30
Driver	5	0	5	0			0	30
Ferguson	3	0	3	0			0	20
Martin	3	0	3	0			0	20
Davenport	2	2	0	0			0	12
Fisher	2	1	1	0			0	12
*Herron	2	2	0	0			0	12
D.Lee	2	0	2	0			0	12
Barnett	1	0	0	1			0	6
Franks	1	0	1	0			0	6
Harris	1	0	0	1			0	6
Packers	34	11	20	3	30/31	20/27	0	298
Opponents	37	10	5	33/35	29/34	0	344	

	GB	Opp	Rushing	No	Yds	Avg	Long	TD
Total First Downs	318	280	*Gado	143	582	4.1	64t	6
Rushing	76	107	Green	77	255	3.3	13	0
Passing	206	143	Fisher	60	173	2.9	17	1
Penalty	36	30	*Herron	45	121	2.7	17	2
Third Downs	91/221	74/206	Davenport	30	105	3.5	24	2
Efficiency	41.2	35.9	Favre	18	62	3.4	20	0
Fourth Downs	9/19	3/8	Chatman	8	34	4.3	11	0
Efficiency	47.4	37.5	R.Lee	11	16	1.5	4	0
Possession Avg.	30:48	29:12	Driver	2	13	6.5	9	0
Total Net Yards	5118	4690	*Rodgers	2	7	3.5	8	0
Avg. Per Game	319.9	293.1	Henderson	1	-5	-5.0	-5	0
Total Plays	1051	969	Sander	1	-11	-11.0	-11	0
Avg. Per Play	4.9	4.8	Packers	398	1352	3.4	64t	11
Net Yards Rushing	1352	2010	Opponents	504	2010	4.0	43	10
Avg. Per Game	84.5	125.6						
Total Rushes	398	504						
Net Yards Passing	3766	2680						
Avg. Per Game	235.4	167.5						
Sacked/Yards Lost	27/198	35/196						
Gross Yards	3964	2876						
Att./Completions	626/383	430/252						
Completion Pct.	61.2	58.6						
Had Intercepted	30	10						
Punts/Average	70/38.9	85/42.3						
Net Punting Avg.	70/33.5	85/36.9						
Penalties/Yards	119/918	98/975						
Fumbles/Ball Lost	31/15	33/11						
Touchdowns	34	37						
Rushing	11	10						
Passing	20	22						
Returns	3	5						

	GB	Opp	Rushing	No	Yds	Avg	Long	TD
By Quarter	Q1	Q2	Q3	Q4	OT	Pts		
Packers	77	100	36	82	3	298		
Opponents	88	100	59	97	0	344		

NFC North	W	L	T	Pct	Pts	OP
Chicago	11	5	0	.688	260	202
Minnesota	9	7	0	.532	306	344
Detroit	5	11	0	.312	254	345
Green Bay	4	12	0	.250	298	344

Receiving	No	Yds	Avg	Long	TD
Driver	86	1221	14.2	59	5
Chatman	49	549	11.2	25	4
Fisher	48	347	7.2	15	1
D.Lee	33	294	8.9	27	2
Henderson	30	264	8.8	32	0
Ferguson	27	366	13.6	51	3
Martin	27	224	8.3	21t	3
Franks	25	207	8.3	24	1
Green	19	147	7.7	20	0
*Gado	10	77	7.7	30	1
Thurman	7	92	13.1	33	0
*Murphy	5	36	7.2	12	0
Leach	5	19	3.8	9	0
Gardner	4	67	16.8	33	0
Walker	4	27	6.8	9	0
Davenport	2	3	1.5	2	0
W.Williams	1	19	19.0	19	0
R.Lee	1	5	5.0	5	0
Packers	383	3964	10.3	59	20
Opponents	252	2876	11.4	80t	22

Sacks: Gbaja-Biamila 8, Kampman 6.5, Harris 3, Jenkins 3, Peterson 3, Cole 2, *Poppinga 2, C.Williams 2, Lenon 1.5, Barnett 1, Jackson 1, *Montgomery 1, Packers 35, Opponents 27

Field Goals	1-19	20-29	30-39	40-49	50+
Longwell	0/0	7/7	6/10	3/5	4/5
Packers	0/0	7/7	6/10	3/5	4/5
Opponents	1/1	11/11	10/10	6/10	1/2
Longwell: (50G)(34G)(42N,32G)((26G)(53N,53G,42N,39G))((40G,31N)(46G,23G,53G,51G)(46G))((36G,38B,39G,28G)(27G)(38N,39N,26G)(26G,32G,28G)					
Opponents: (21G)(16G,39G)(42G)(32G,38G)(33G,43N,43N)(27G,22G,56G))((32G,24G,51B)(37G)(49N,24G,27G)(44G,38G,37G,33G)(21G,40G,25G,35G,43N)(19G,23G)(23G,40G)(45G)(44G)					

Interceptions	No	Yds	Avg	Long	TD
Harris	3	30	10.0	22t	1
Carroll	2	38	19.0	38	0
Roman	2	18	9.0	12	0
Barnett	1	95	95.0	95t	1
R.Thomas	1	24	24.0	24	0
*Collins	1	0	0.0	0	0
Packers	10	205	20.5	95t	2
Opponents	30	370	12.3	95	3

Punting	No	Yds	Avg	TB	In	Lg	B
Sander	64	2508	39.2	2	11	53	0
Flinn	6	218	36.3	0	0	42	0
Packers	70	2726	38.9	2	11	53	0
Opponents	85	3597	42.3	4	29	63	0

Punt Returns	Ret	FC	Yds	Avg	Long	TD
Chatman	45	18	381	8.5	85t	1
Packers	45	18	381	8.5	85t	1
Opponents	49	12	339	6.9	49	0

Kickoff Returns	No	Yds	Avg	Long	TD
Carroll	19	390	20.5	57	0
R.Lee	15	319	21.3	35	0
Davenport	10	189	18.9	27	0
Thurman	8	136	17.0	23	0
Chatman	5	91	18.2	33	0
*Murphy	5	91	18.2	29	0
Jones	4	80	20.0	25	0
Leach	3	39	13.0	20	0
Ferguson	2	44	22.0	22	0
Henderson	2	20	10.0	10	0
C.Williams	1	14	14.0	14	0
Peterson	1	5	5.0	5	0
Packers	75	1418	18.9	57	0
Opponents	65	1404	21.6	73	0

* - rookie

Primary Starters			
WR	R.Ferguson	LE	A.Kampman
LT	C.Clifton	LT	G.Jackson
LG	A.Klemm	RT	C.Jenkins
	S.Wells	RE	K.Gbaja-Biamila
C	M.Flanagan	SLB	P.Lenon
RG	*W.Whitticker		N.Diggs
RT	M.Tauscher	MLB	N.Barnett
TE	B.Franks	WLB	R.Thomas
	D.Martin		P.Lenon
WR	D.Driver	LCB	A.Carroll
QB	B.Favre	RCB	A.Harris
RB	A.Green (5)	SS	M.Roman
	*S.Gado (5)	FS	*N.Collins
	T.Fisher (4)		
FB	W.Henderson		
	V.Leach		

COMMUNITY

ADMIN & COACHES

VETERANS

DRAFT & FREE AGENTS

2020 REVIEW

2005

LAMBEAU FIELD

MISC.

8-8-0, .500, SECOND, NFC NORTH 2006

Head Coach:	Mike McCarthy	GB	Opp	Attend	Site	Starting QB	Temp	
S 10	Chicago Bears	L	0	26	70,918	LF	B.Favre	62
S 17	New Orleans Saints	L	27	34	70,602	LF	B.Favre	78
S 24	@ Detroit Lions	W	31	24	61,095	FdF	B.Favre	dome
O 2	@ Philadelphia Eagles	L	9	31	69,222	LFF	B.Favre	59
O 8	St. Louis Rams	L	20	23	70,804	LF	B.Favre	69
O 22	@ Miami Dolphins	W	34	24	73,548	DS	B.Favre	86
O 29	Arizona Cardinals	W	31	14	70,809	LF	B.Favre	45
N 5	@ Buffalo Bills	L	10	24	72,205	RWS	B.Favre	47
N 12	@ Minnesota Vikings	W	23	17	63,924	MD	B.Favre	dome
N 19	New England Patriots	L	0	35	70,753	LF	B.Favre	41
N 27	@ Seattle Seahawks	L	24	34	68,256	OF	B.Favre	34
D 3	New York Jets	L	10	38	70,527	LF	B.Favre	19
D 10	@ San Francisco 49ers	W	30	19	68,539	MP	B.Favre	62
D 17	Detroit Lions	W	17	9	70,472	LF	B.Favre	41
D 21	Minnesota Vikings	W	9	7	70,864	LF	B.Favre	36
D 31	@ Chicago Bears	W	26	7	62,287	SF	B.Favre	50
		301	366	1,104,825				
Home: 3-5 (565,749)		Away: 5-3 (539,076)						

	GB	Opp	Rushing	No	Yds	Avg	Long	TD	
Total First Downs	301	291	Green	266	1059	4.0	701	5	
Rushing	93	95	Morency	91	421	4.6	39	2	
Passing	185	169	Herron	37	150	4.1	19	1	
Penalty	23	27	Favre	23	29	1.3	14	1	
Third Downs	94/240	70/215	Driver	7	16	2.3	16	0	
Efficiency	39.2	32.6	Rodgers	2	11	5.5	6	0	
Fourth Downs	7/17	13/21	*I.Martin	2	-5	-2.5	-2	0	
Efficiency	41.2	61.9	Gado	2	-7	-3.5	-3	0	
Possession Avg.	30:45	29:15	Ryan	1	-11	-11.0	-11	0	
Total Net Yards	5458	5134	Packers	431	1663	3.9	701	9	
Avg. Per Game	341.1	320.9	Opponents	441	1825	4.1	72	12	
Total Plays	1085	1002							
Avg. Per Play	5.0	5.1							
Net Yards Rushing	1663	1825							
Avg. Per Game	103.9	114.1							
Total Rushes	431	441							
Net Yards Passing	3795	3309							
Avg. Per Game	237.2	206.8							
Sacked/Yards Lost	24/152	46/337							
Gross Yards	3947	3646							
Att./Completions	630/350	515/286							
Completion Pct.	55.6	55.5							
Had Intercepted	18	23							
Punts/Average	84/44.5	83/44.6							
Net Punting Avg.	84/35.7	83/37.9							
Penalties/Yards	90/689	97/710							
Fumbles/Ball Lost	25/15	29/10							
Touchdowns	32	41							
Rushing	9	12							
Passing	18	25							
Returns	5	4							
By Quarter	Q1	Q2	Q3	Q4	OT	Pts			
Packers	87	79	62	73	0	301			
Opponents	64	115	84	103	0	366			

NFC North	W	L	T	Pct	Pts	OP
Chicago	13	3	0	.812	427	255
Green Bay	8	8	0	.500	301	366
Minnesota	6	10	0	.375	282	327
Detroit	3	13	0	.188	305	398

Receiving	No	Yds	Avg	Long	TD
Driver	92	1295	14.1	821	8
Green	46	373	8.1	20	1
*Jennings	45	632	14.0	751	3
Herron	29	211	7.3	16	2
Franks	25	232	9.3	19	0
R.Martin	21	358	17.0	361	1
D.Martin	21	198	9.4	23	2
Morency	16	112	7.0	29	0
Henderson	12	62	5.2	13	0
Lee	10	150	15.0	32	0
Holiday	9	126	14.0	35	0
Miree	9	57	6.3	20	0
Robinson	7	89	12.7	24	0
Ferguson	5	31	6.2	10	1
*Francis	2	16	8.0	12	0
Gado	1	5	5.0	5	0
Packers	350	3947	11.3	821	18
Opponents	286	3646	12.7	751	25

Sacks: Kampman 15.5, Williams 7, Jenkins 6.5, Gbaja-Biamila 6, *Hawk 3.5, Barnett 2, Montgomery 1.5, Carroll 1, Cole 1, Poppinga 1, Woodson 1, Packers 46, Opponents 24

Primary Starters			
WR	*G.Jennings	LE	A.Kampman
LT	C.Clifton	LT	C.Williams
LG	*D.Colledge	RT	R.Pickett
C	S.Wells	RE	K.Gbaja-Biamila
RG	*J.Spitz	SLB	B.Poppinga
	*T.Moll	MLB	N.Barnett
RT	M.Tauscher	WLB	*A.Hawk
	*T.Moll	LCB	C.Woodson
TE	B.Franks	RCB	A.Harris
WR	D.Driver	SS	M.Manuel
QB	B.Favre	FS	N.Collins
RB	A.Green		
FB	W.Henderson		

Passing	Att	Cmp	Yds	Cmp%	Yds/Att	TD	TD%	Int	Int%	LG	Sck/Yds	Rtg
Favre	613	343	3885	56.0	6.34	18	2.9	18	2.9	821	21/134	72.7
Rodgers	15	6	46	40.0	3.07	0	0.0	0	0.0	0	3/18	48.2
Holiday	1	0	0	0.0	0.00	0	0.0	0	0.0	0	0/0	39.6
Ryan	1	1	16	100.0	16.00	0	0.0	0	0.0	16	0/0	118.8
Packers	630	350	3947	55.6	6.27	18	2.9	18	2.9	821	24/152	72.1
Opponents	515	286	3646	55.5	7.08	25	4.9	23	4.5	751	46/337	75.4

Scoring	TD Ru	Pa	Rt	PAT	FG	S	PTS
Rayner	0	0	0	31/32	26/35	0	109
Driver	8	0	0	0	0	0	48
Green	6	5	1	0	0	0	36
Herron	3	1	2	0	0	0	18
*Jennings	3	0	3	0	0	0	18
D.Martin	2	0	2	0	0	0	12
Morency	2	2	0	0	0	0	12
Collins	1	0	1	0	0	0	6
Dendy	1	0	1	0	0	0	6
Favre	1	1	0	0	0	0	6
Ferguson	1	0	1	0	0	0	6
*Hodge	1	0	1	0	0	0	6
Manuel	1	0	1	0	0	0	6
R.Martin	1	0	1	0	0	0	6
Woodson	1	0	1	0	0	0	6
Packers	32	9	18	5	31/32	26/35	0
Opponents	41	25	4	38/38	26/27	0	366

Field Goals	1-19	20-29	30-39	40-49	50+
Rayner	0/0	11/12	6/9	8/11	1/3
Packers	0/0	11/12	6/9	8/11	1/3
Opponents	0/0	8/8	7/7	11/11	0/1
Rayner: (53N)(24G,36G)(24G)(23G,54G,46G,54N)(27G,45N,32G)(42G,34G)(42G)(49G)(20G,24G,29G)(44N)(28B,34G)(40N,34G)(23G,44G,21G)(24G)(38G,38B,34N,44G,44G)(32N,25G,46G)					
Opponents: (40G,39G,28G,30G)(45G,47G)(40G)(40G)(31G,26G,20G)(32G,40G,45G,52N)(1)(28G)(34G)(1)(45G,41G,37G,28G)(24G)(24G,36G)(42G,42G,23G)(1)(1)					

Interceptions	No	Yds	Avg	Long	TD
Woodson	8	61	7.6	231	2
Collins	3	68	22.7	55t	1
Harris	3	39	13.0	34	0
Dendy	3	37	12.3	30t	1
*Hawk	2	31	15.5	25	0
Barnett	2	3	1.5	3	0
Manuel	1	29	29.0	29	0
Poppinga	1	21	21.0	21	0
Packers	23	289	12.6	55t	4
Opponents	18	201	11.2	76	2

Punting	No	Yds	Avg	TB	In	Lg	B
Ryan	84	3739	44.5	12	17	66	0
Packers	84	3739	44.5	12	17	66	0
Opponents	83	3704	44.6	7	22	65	0

Punt Returns	Ret	FC	Yds	Avg	Long	TD
Woodson	41	2	363	8.9	40	0
*Bodiford	6	1	25	4.2	16	0
*Jennings	5	0	29	5.8	10	0
R.Martin	1	0	-2	-2.0	-2	0
Packers	53	3	415	7.8	40	0
Opponents	40	4	503	9.1	84t	1

Kickoff Returns	No	Yds	Avg	Long	TD
Morency	31	670	21.6	35	0
Robinson	12	253	21.1	31	0
Herron	8	143	17.9	23	0
*Bodiford	5	81	16.2	22	0
Ferguson	5	110	22.0	26	0
Henderson	4	41	10.3	16	0
Gado	3	57	19.0	23	0
Montgomery	1	14	14.0	14	0
Woodson	1	10	10.0	10	0
Packers	70	1379	19.7	35	0
Opponents	60	1348	22.5	61	0

* - rookie

COMMUNITY

ADMIN. & COACHES

VETERANS

DRAFT & FREE AGENTS

REVIEW

2020

LANEBAU FIELD

MISC.

2007 13-3-0, .813, FIRST, NFC NORTH

Head Coach:	Mike McCarthy	GB	Opp	Attend	Site	Starting QB	Temp
S 9 Philadelphia EaglesW	16	13	70,598	LF	B.Favre	62
S 16 @ New York GiantsW	35	13	78,701	GS	B.Favre	64
S 23 San Diego ChargersW	31	24	70,733	LF	B.Favre	73
S 30 @ Minnesota VikingsW	23	16	63,779	MD	B.Favre	dome
O 7 Chicago BearsL	20	27	70,904	LF	B.Favre	79
O 14 Washington RedskinsW	17	14	70,761	LF	B.Favre	46
O 29 @ Denver Broncos+W	19	13	77,160	IF	B.Favre	67
N 4 @ Kansas City ChiefsW	33	22	78,988	ArS	B.Favre	61
N 11 Minnesota VikingsW	34	0	70,945	LF	B.Favre	49
N 18 Carolina PanthersW	31	17	70,805	LF	B.Favre	42
N 22 @ Detroit LionsW	37	26	63,257	FdF	B.Favre	dome
N 29 @ Dallas CowboysL	27	37	64,167	TxS	B.Favre	56
D 9 Oakland RaidersW	38	7	70,828	LF	B.Favre	18
D 16 @ St. Louis RamsW	33	14	66,008	EJD	B.Favre	dome
D 23 @ Chicago BearsL	7	35	62,272	SF	B.Favre	16
D 30 Detroit LionsW	34	13	70,869	LF	B.Favre	20

435 291 1,211,075
Home: 7-1 (566,743) **Away:** 6-2 (554,332) + — overtime

NFC Divisional Playoff							
J 12 Seattle SeahawksW	42	20	72,168	LF	B.Favre	31
NFC Championship							
J 20 New York Giants+L	20	23	72,740	LF	B.Favre	-1

Scoring	TDRu	Pa	Rt	PAT	FG	\$	PTS
*Crosby	0	0	0	48/48	31/39	0	141
Jennings	12	0	12	0	0	0	72
Grant	8	8	0	0	0	0	48
Lee	6	0	6	0	0	0	36
Martin	4	0	4	0	0	0	24
*Wynn	4	4	0	0	0	0	24
Franks	3	0	3	0	0	0	18
Blackmon	2	0	2	0	0	0	12
Driver	2	0	2	0	0	0	12
*Jones	2	0	2	0	0	0	12
Woodson	2	0	2	0	0	0	12
*Jackson	1	1	0	0	0	0	6
Robinson	1	0	1	0	0	0	6
White	1	0	1	0	0	0	6
T.Williams	1	0	1	0	0	0	6

Packers 49 13 30 6 48/48 31/39 0 435
Opponents 31 6 23 2 29/29 24/27 0 291
2-Point Conversions: Packers 0-0, Opponents 2-2

Field Goals	1-19	20-29	30-39	40-49	50+
*Crosby1/1	8/8	10/11	9/14	3/5
Packers1/1	8/8	10/11	9/14	3/5
Opponents	...0/0	4/4	8/9	10/12	2/2

*Crosby:	(53G,37G,42G)(42N)(28G)
(28G,44G,33G)(37G,37G)(46N,37G,38N)	
(19G,26G)(48G,36G,52N,32G,45G)	
(39G,24G)(49B,49N,47G)(20G,20G,26G)	
(47G,52G)(43N,44G,52N)(44G,50G,25G,46G)	
((33G,35G)	
Opponents:	(33G,47G)(34N,48G,32G)
(44G)(44G,35G,48G)(44G,36G)((45G,21G)	
(())((26G)(47G,41G,45G,52G)(26G,51G,25G)	
(44N)(48N)(31G,35G)(35G,38G)	

Interceptions	No	Yds	Avg	Long	TD
Bigby5	50	10.0	22	0
Woodson4	48	12.0	46	1
Barnett2	40	20.0	38	0
*Rouse2	37	18.5	34	0
Harris2	17	8.5	17	0
T.Williams1	22	22.0	22	0
Hawk1	10	10.0	10	0
C.Williams1	9	9.0	9	0
Poppinga1	0	0.0	0	0

Packers19	233	12.3	46	1
Opponents15	166	11.1	85	1

Punting	No	Yds	Avg	TB	In	LG	B
Ryan60	2664	44.4	11	18	72	2
Packers62	2664	43.0	11	18	72	2
Opponents	...80	3397	42.5	10	22	61	0

Punt Returns	Ret	FC	Yds	Avg	Long	TD
Woodson33	5	268	8.1	34	0
Blackmon8	0	106	13.3	57	1
T.Williams6	0	118	19.7	94	1
Bush1	0	0	0.0	0	0
Packers48	5	492	10.3	94	2
Opponents	...19	14	113	5.9	26	0

Kickoff Returns	No	Yds	Avg	Long	TD
T.Williams30	684	22.8	65	0
Robinson25	596	23.8	67	0
Bodiford2	41	20.5	22	0
Blackmon1	3	3.0	3	0
Driver1	4	4.0	4	0
Martin1	6	6.0	6	0
Montgomery1	0	0.0	0	0
*Wynn1	15	15.0	15	0
Packers62	1349	21.8	67	0
Opponents	..77	1610	20.9	74	0

Total First Downs	GB	Opp	Rushing	No	Yds	Avg	Long	TD
Rushing69	77	Grant188	956	5.1	66	8
Passing210	176	*Jackson75	267	3.6	46	1
Penalty28	44	*Wynn50	203	4.1	44	4
Third Downs	86/202	69/209	Morency29	108	3.7	15	0
Efficiency42.6	33.0	Rodgers7	29	4.1	13	0
Fourth Downs	5/11	9/24	Favre29	12	0.4	21	0
Efficiency45.5	37.5	Ryan2	7	3.5	7	0
Possession Avg	30:19	29:41	Nall5	6	1.2	8	0
Total Net Yards	5931	5013	Robinson1	5	5.0	5	0
Avg. Per Game	370.7	313.3	Driver2	4	2.0	5	0
Total Plays	985	994	Packers388	1597	4.1	66	13
Avg. Per Play	6.0	5.0	Opponents	...424	1647	3.9	55	6

NFC North	W	L	T	Pct	Pts	OP
Green Bay	13	3	0	.813	435	291
Minnesota8	8	0	500	365	311
Detroit7	9	0	438	346	444
Chicago7	9	0	438	334	348

Net Yards Rushing	1597	1647
Avg. Per Game	99.8	102.9
Total Rushes	388	424
Net Yards Passing	4334	3366
Avg. Per Game	270.9	210.4
Sacked/Yards Lost	19/127	36/218
Gross Yards	4461	3584
Att./Completions	578/383	534/295
Completion Pct.	66.3	55.2
Had Intercepted	15	19
Punts/Average	.62/43.0	80/42.5
Net Punting Avg.	62/37.6	80/33.8
Penalties/Yards	113/1006	118/908
Fumbles/Ball Lost	25/9	17/9
Touchdowns	49	31
Rushing13	6
Passing30	23
Returns6	2

By Quarter	Q1	Q2	Q3	Q4	OT	Pts
Packers	86	128	112	103	6	435
Opponents	56	102	57	76	0	291

Receiving	No	Yds	Avg	Long	TD
Driver82	1048	12.8	47	2
Jennings53	920	17.4	82	12
Lee48	575	12.0	60	6
*Jones47	676	14.4	79	2
Morency30	199	6.6	18	0
Grant30	145	4.8	21	0
Robinson21	241	11.5	43	1
Franks18	132	7.3	24	3
Martin16	242	15.1	36	4
*Jackson16	130	8.1	16	0
*Wynn9	73	8.1	18	0
*Hall8	49	6.1	10	0
Krause2	11	5.5	6	0
Kuhn2	7	3.5	5	0
Bodiford1	13	13.0	13	0
Packers383	4461	11.6	82	30
Opponents	...295	3584	12.1	50	23

Sacks:	Kampman 12, Gbaja-Biamila 9.5, C.Williams 7, Barnett 3.5, Hawk 1, Jenkins 1, Jolly 1, Pickett 1, Packers 36, Opponents 19
--------	---

Passing	Att	Cmp	Yds	Cmp%	Yds/Att	TD	TD%	Int	Int%	LG	Sck/Yds	Rtg
Favre535	356	4155	66.5	7.77	28	5.2	15	2.8	82	15/93	95.7
Rodgers28	20	218	71.4	7.79	1	3.6	0	0.0	43	3/24	106.0
Nall15	7	88	46.7	5.87	1	6.7	0	0.0	32	1/10	87.6
Packers578	383	4461	66.3	7.72	30	5.2	15	2.6	82	19/127	95.9
Opponents	..534	295	3584	55.2	6.71	23	4.3	19	3.6	50	36/218	75.6

Primary Starters					
WR	G.Jennings	LE	A.Kampman		
LT	C.Clifton	LT	R.Pickett		
LG	D.Colledge	RT	C.Williams		
C	S.Wells		J.Jolly		
RG	J.Spitz	RE	C.Jenkins		
	J.Coston	SLB	B.Poppinga		
RT	M.Tauscher	MLB	N.Barnett		
	D.Lee	WLB	A.Hawk		
WR	D.Driver	LCB	C.Woodson		
QB	B.Favre	RCB	A.Harris		
RB	R.Grant	SS	A.Bigby		
FB	*K.Hall	FS	N.Collins		

* — rookie

COMMUNITY

ADMIN. & COACHES

VETERANS

DRAFT & FREE AGENTS

2020 REVIEW

2007

LAMBEAU FIELD

MISC.

6-10-0, .375, THIRD, NFC NORTH 2008

Head Coach:	Mike McCarthy	GB	Opp	Attend	Site	Starting QB	Temp
S 8	Minnesota Vikings	W	24	19	71,004	LF	A.Rodgers 58
S 14	@ Detroit Lions	W	48	25	60,285	FdF	A.Rodgers dome
S 21	Dallas Cowboys	L	16	27	71,113	LF	A.Rodgers 64
S 28	@ Tampa Bay Buccaneers	L	21	30	64,122	RJS	A.Rodgers 81
O 5	Atlanta Falcons	L	24	27	70,610	LF	A.Rodgers 60
O 12	@ Seattle Seahawks	W	27	17	68,302	QF	A.Rodgers 56
O 19	Indianapolis Colts	W	34	14	71,010	LF	A.Rodgers 60
N 2	@ Tennessee Titans	L	16	19	69,143	LPF	A.Rodgers 69
N 9	@ Minnesota Vikings	L	27	28	63,845	MD	A.Rodgers dome
N 16	Chicago Bears	W	37	3	71,040	LF	A.Rodgers 33
N 24	@ New Orleans Saints	L	29	51	70,668	LSD	A.Rodgers dome
N 30	Carolina Panthers	L	31	35	70,297	LF	A.Rodgers 37
D 7	Houston Texans	L	21	24	70,245	LF	A.Rodgers 3
D 14	@ Jacksonville Jaguars	L	16	20	65,457	JM	A.Rodgers 67
D 22	@ Chicago Bears	L	17	20	62,151	SF	A.Rodgers 2
D 28	Detroit Lions	W	31	21	70,141	LF	A.Rodgers 22
				419	380	1,089,433	
Home: 4-4 (565,460)		Away: 2-6 (523,973)		+ — overtime			

	GB	Opp	Rushing	No	Yds	Avg	Long	TD
Total First Downs	299	295	Grant	312	1203	3.9	57	4
Rushing	99	121	Jackson	45	248	5.5	32	1
Passing	182	141	Rodgers	56	207	3.7	21	4
Penalty	18	33	Wynn	8	110	13.8	73t	1
Third Downs	99/224	80/210	*Lumpkin	1	19	19.0	19	0
Efficiency	44.2	38.1	Kuhn	8	10	1.3	3	1
Fourth Downs	8/18	17/23	Driver	2	4	2.0	6	0
Efficiency	44.4	73.9	*Flynn	4	4	1.0	6	0
Possession Avg.	31:20	28:40	Frost	1	0	0.0	0	0
Total Net Yards	5618	5349	Packers	437	1805	4.1	73t	11
Avg. Per Game	351.1	334.3	Opponents	458	2105	4.6	60t	20
Total Plays	1012	1003						
Avg. Per Play	5.6	5.3						
Net Yards Rushing	1805	2105						
Avg. Per Game	112.8	131.6						
Total Rushes	437	458						
Net Yards Passing	3813	3244						
Avg. Per Game	238.3	202.8						
Sacked/Yards Lost	34/231	27/140						
	4044	3384						
Att./Completions	541/343	518/287						
Completion Pct.	63.4	55.4						
Had Intercepted	13	22						
Punts/Average	65/41.4	76/44.3						
Net Punting Avg.	65/35.7	76/37.4						
Penalties/Yards	110/984	89/721						
Fumbles/Ball Lost	25/8	20/6						
Touchdowns	48	43						
Rushing	11	20						
Passing	28	22						
Returns	9	1						

NFC North	W	L	T	Pct	Pts	OP
Minnesota	10	6	0	.625	379	333
Chicago	9	7	0	.563	375	350
Green Bay	6	10	0	.375	419	380
Detroit	0	16	0	.000	268	517

	Receiving	No	Yds	Avg	Long	TD
Jennings	80	1292	16.2	63	9	
Driver	74	1012	13.7	71t	5	
D.Lee	39	303	7.8	26	5	
*Nelson	33	366	11.1	29t	2	
Jackson	30	185	6.2	18	0	
Jones	20	274	13.7	46	1	
Grant	18	116	6.4	17t	1	
Martin	15	149	9.9	17	1	
Humphrey	11	162	14.7	37	0	
Hall	7	38	5.4	11	1	
*Finley	6	74	12.3	35	1	
Kuhn	4	21	5.3	13	2	
Wynn	3	30	10.0	16	0	
*Lumpkin	3	22	7.3	12	0	
Packers	343	4044	11.8	71t	28	
Opponents	287	3384	11.8	70t	22	

Sacks: Kampman 9.5, Hawk 3, Woodson 3, Jenkins 2.5, Montgomery 2.5, Hunter 2, Pickett 1.5, Bishop 1, Chillar 1, Cole 0.5, Gbaja-Biamila 0.5, Packers 27, Opponents 34

* — rookie

Primary Starters			
WR	G.Jennings	LE	A.Kampman
LT	C.Clifton	LT	R.Pickett
LG	D.Colledge	RT	J.Jolly
C	S.Wells	RE	M.Montgomery
RG	J.Spitz	SLB	B.Poppinga
RT	M.Tauscher	MLB	N.Barnett
TE	D.Lee	WLB	A.Hawk
WR	D.Driver	LCB	C.Woodson
QB	A.Rodgers	RCB	A.Harris
RB	R.Grant	SS	A.Bigby
FB	K.Hall	A	Rouse
		FS	N.Collins

Passing	Att	Cmp	Yds	Cmp%	Yds/Att	TD	TD%	Int	Int%	LG	Sck/Yds	Rtg
Rodgers	536	341	4038	63.6	7.53	28	5.2	13	2.4	71t	34/231	93.8
*Flynn	5	2	6	40.0	1.20	0	0.0	0	0.0	3	0/0	47.9
Packers	541	343	4044	63.4	7.48	28	5.2	13	2.4	71t	34/231	93.8
Opponents	518	287	3384	55.4	6.53	22	4.2	22	4.2	70t	27/140	71.9

Scoring	TD	Ru	Pa	Rt	PAT	FG	S	PTS
Crosby	0	0	0	0	46/46	27/34	0	127
Jennings	9	0	9	0	0	0	0	56
Driver	5	0	5	0	0	0	0	30
Grant	5	4	1	0	0	0	0	30
D.Lee	5	0	5	0	0	0	0	30
Rodgers	4	4	0	0	0	0	0	24
Collins	3	0	3	0	0	0	0	18
Kuhn	3	1	2	0	0	0	0	18
Blackmon	2	0	2	0	0	0	0	12
*Nelson	2	0	2	0	0	0	0	12
Woodson	2	0	2	0	0	0	0	12
Martin	1	0	1	0	0	0	0	8
*Finley	1	0	1	0	0	0	0	6
Hall	1	0	1	0	0	0	0	6
Hunter	1	0	0	1	0	0	0	6
Jackson	1	1	0	0	0	0	0	6
Jones	1	0	1	0	0	0	0	6
Rouse	1	0	1	0	0	0	0	6
Wynn	1	1	0	0	0	0	0	6
Packers	48	11	28	9	46/46	27/34	0	419
Opponents	43	20	22	1	39/39	25/30	3	380

2-Point Conversions:	Martin	Jennings	Packers 2-2	Opponents 1-4	
Field Goals	1-19	20-29	30-39	40-49	50+
Crosby	1/1	8/8	10/13	5/6	3/6
Packers	1/1	8/8	10/13	5/6	3/6
Opponents	0/0	6/6	10/10	6/10	3/4

Crosby: (42G,33B)(25G,39G)(36G,38G,33G)(53N,50G)(29G,51G)(31G,36N,29G)(23G,25G,38G)(47G,40G,52N)(53G,33G,45G)(32G,44G,19G)(22G,23G,38G)(46N,28G,38B)(69N,36G)
Opponents: (37G,27G)(38G,49G,53G)(25G,39G)(23G,36G,24G)(42G,41G)(50G)(45B)(31G,25G,22G,47N,41G)(54G,47N)(35G)(30G)(30G,41N,41G,40G)(51N)(31G,38G)()

Interceptions	No	Yds	Avg	Long	TD
Collins	7	295	42.1	62t	3
Woodson	7	169	24.1	62t	2
Williams	5	78	15.6	39	0
Rouse	2	136	68.0	99t	1
Bigby	1	7	7.0	7	0
Packers	22	685	31.1	99t	6
Opponents	13	70	5.4	42	0

Punting	No	Yds	Avg	TB	In	LG	B
Frost	48	2021	42.1	5	8	65	0
Kapinos	17	667	39.2	1	7	55	0
Packers	65	2688	41.4	6	15	65	0
Opponents	76	3364	44.3	6	25	65	0

Punt Returns	Ret	FC	Yds	Avg	Long	TD
Blackmon	36	11	398	11.1	76t	2
Bush	1	0	0	0.0	0	0
Packers	37	11	398	10.8	76t	2
Opponents	33	9	249	7.5	24	0

Kickoff Returns	No	Yds	Avg	Long	TD
Blackmon	55	1157	21.0	45	0
*Nelson	11	208	18.9	45	0
Barbre	1	17	17.0	17	0
Hunter	1	7	7.0	7	0
Woodson	1	-2	-2.0	-2	0
Packers	69	1387	20.1	45	0
Opponents	72	1687	23.4	70	0

COMMUNITY

ADMIN. & COACHES

VETERANS

DRAFT & FREE AGENTS

2020 REVIEW

2008

LAMBEAU FIELD

MISC.

2009 11-5-0, .688, SECOND, NFC NORTH

Head Coach:	Mike McCarthy	GB	Opp	Attend	Site	Starting QB	Temp	
S 13	Chicago Bears	W	21	15	70,920	LF	A.Rodgers	76
S 20	Cincinnati Bengals	L	24	31	70,678	LF	A.Rodgers	68
S 27	@ St. Louis Rams	W	36	17	60,234	EJD	A.Rodgers	dome
O 5	@ Minnesota Vikings	L	23	30	63,846	MD	A.Rodgers	dome
O 18	Detroit Lions	W	26	0	70,801	LF	A.Rodgers	46
O 25	@ Cleveland Browns	W	31	3	69,797	CBS	A.Rodgers	50
N 1	Minnesota Vikings	L	26	38	71,213	LF	A.Rodgers	48
N 8	@ Tampa Bay Buccaneers	L	28	38	62,994	RJS	A.Rodgers	82
N 15	Dallas Cowboys	W	17	7	70,894	LF	A.Rodgers	47
N 22	San Francisco 49ers	W	30	24	70,445	LF	A.Rodgers	53
N 26	@ Detroit Lions	W	34	12	57,383	FdF	A.Rodgers	dome
D 7	Baltimore Ravens	W	27	14	70,286	LF	A.Rodgers	21
D 13	@ Chicago Bears	W	21	14	62,214	SF	A.Rodgers	38
D 20	@ Pittsburgh Steelers	L	36	37	57,452	HF	A.Rodgers	30
D 27	Seattle Seahawks	W	48	10	70,429	LF	A.Rodgers	18
J 3	@ Arizona Cardinals	W	33	7	67,597	UPS	A.Rodgers	dome
		461	297	1,067,183				

Home: 6-2 (565,666) Away: 5-3 (501,517) + — overtime
NFC Wild Card Playoff
 J 10 @ Arizona Cardinals+L 45 51 61,926 UPS A.Rodgers dome

Scoring	TD	Ru	P	At	PAT	FG	S	PTS
Crosby	0	0	0	0	48/49	27/36	0	129
Grant	11	11	0	0	0	0	0	66
Driver	6	0	6	0	0	0	0	36
Finley	5	0	5	0	0	0	0	30
J.Jones	5	0	5	0	0	0	0	30
Rodgers	5	5	0	0	0	0	0	30
Jennings	4	0	4	0	0	0	0	28
Havner	4	0	4	0	0	0	0	24
Jackson	3	2	1	0	0	0	0	20
Kuhn	3	1	2	0	0	0	0	18
Woodson	3	0	3	0	0	0	0	18
Nelson	2	0	2	0	0	0	0	12
Green	1	1	0	0	0	0	0	6
D.Lee	1	0	1	0	0	0	0	6
*Matthews	1	0	0	1	0	0	0	6
Packers	54	20	30	4	48/49	27/36	1	267
Opponents	5	29	2	34/34	13/17	3	491	

2-Point Conversions: Jennings 2, Jackson, Packers 3-5, Opponents 1-2

Field Goals	1-19	20-29	30-39	40-49	50+
Crosby	1/1	13/13	7/9	4/7	2/6
Packers	1/1	13/13	7/9	4/7	2/6
Opponents	0/0	4/4	3/4	5/7	1/2

Crosby: (49N,52G,39G)(55N,45G)
 (48G,38G,25G)(31G)(46G,28G,31G,26G)
 (55N,18G)(37G,26G,51N)(52N,48G)
 (23G,27G,27G)(43N,20G,25G)(28G,38N,32G)
 (33G,26G,42N)(34N)(29G,52G)(26G)
Opponents: (47G,21G)(40G)(48B,53G)(
)(22G)(41G)(45N,38G)(38N)(46G)(54N,22G)
)(37G,34G,43G)(28G)()

Interceptions	No	Yds	Avg	Long	TD
Woodson	9	179	19.9	45t	3
Collins	6	110	18.3	31	0
Williams	4	94	23.5	67	0
Bigby	4	14	3.5	14	0
Hawk	2	42	21.0	29	0
Harris	2	29	14.5	29	0
Jenkins	1	4	4.0	4	0
Bush	1	3	3.0	3	0
Jolly	1	2	2.0	2	0
Packers	30	477	15.9	67	3
Opponents	8	171	21.4	80	1

Punting	No	Yds	Avg	TB	In	Lg	B
Kapinos	66	2891	43.8	10	15	58	1
Packers	67	2891	43.1	10	15	58	1
Opponents	74	3329	45.0	6	31	64	0

Punt Returns	Ret	FC	Yds	Avg	Long	TD
Nelson	17	6	90	5.3	14	0
Williams	13	5	135	10.4	45	0
Blackmon	3	1	11	3.7	6	0
Woodson	1	0	0	0.0	0	0
Packers	34	12	236	6.9	45	0
Opponents	40	7	403	10.1	60	0

Kickoff Returns	No	Yds	Avg	Long	TD
Nelson	25	635	25.4	54	0
Blackmon	10	233	23.3	28	0
Green	9	196	21.8	37	0
Havner	2	26	13.0	16	0
Jackson	2	36	18.0	23	0
Williams	2	26	13.0	24	0
Woodson	2	30	15.0	18	0
Bishop	1	6	6.0	6	0
*Dietrich-Smith	1	5	5.0	5	0
Packers	54	1193	22.1	54	0
Opponents	80	1824	22.8	83	0

	GB	Opp
Total First Downs	335	272
Rushing	102	68
Passing	201	168
Penalty	32	36
Third Downs	103/219	76/211
Efficiency	47.0	36.0
Fourth Downs	3/9	10/25
Efficiency	33.3	40.0
Possession Avg.	33:03	26:57
Total Net Yards	6065	4551
Avg. Per Game	379.1	284.4
Total Plays	1042	948
Avg. Per Play	5.8	4.8
Net Yards Rushing	1885	1333
Avg. Per Game	117.8	83.3
Total Rushes	438	371
Net Yards Passing	4180	3218
Avg. Per Game	261.3	201.1
Sacked/Yards Lost	51/312	37/232
Gross Yards	4492	3450
Att./Completions	553/357	540/294
Completion Pct.	64.6	54.4
Had Intercepted	8	30
Punts/Average	67/43.1	74/45.0
Net Punting Avg.	67/34.1	74/40.2
Penalties/Yards	118/1057	107/914
Fumbles/Ball Lost	20/8	24/10
Touchdowns	54	36
Rushing	20	5
Passing	30	29
Returns	4	2

By Quarter	Q1	Q2	Q3	Q4	OT	Pts
Packers	115	154	58	134	0	461
Opponents	52	84	65	96	0	297

	Rushing	No	Yds	Avg	Long	TD
Grant	282	1253	4.4	62t	11	
Rodgers	58	316	5.4	35	5	
Green	41	160	3.9	26	1	
Jackson	37	111	3.0	9	2	
Wynn	6	19	3.2	6	0	
Kuhn	8	18	2.3	5	1	
Driver	1	13	13.0	13	0	
Flynn	5	-5	-1.0	-1	0	
Packers	438	1885	4.3	62t	20	
Opponents	371	1333	3.6	42	5	

NFC North	W	L	T	Pct	Pts	OP
Minnesota	12	4	0	.750	470	312
Green Bay	11	5	0	.688	461	297
Chicago	7	9	0	.438	327	375
Detroit	2	14	0	.125	262	494

	Receiving	No	Yds	Avg	Long	TD
Driver	70	1061	15.2	71t	6	
Jennings	68	1113	16.4	83t	4	
Finley	55	676	12.3	62t	5	
D.Lee	37	260	7.0	19	1	
J.Jones	32	440	13.8	74t	5	
Grant	25	197	7.9	27	0	
Nelson	22	320	14.5	51	2	
Jackson	21	187	8.9	17	1	
Havner	7	112	16.0	45t	4	
Kuhn	7	47	6.7	14	2	
Hall	5	41	8.2	13	0	
Green	3	18	6.0	12	0	
D.Wynn	2	19	9.5	11	0	
*Johnson	2	4	2.0	4	0	
Tauscher	1	-3	-3.0	-3	0	
Packers	357	4492	12.6	83t	30	
Opponents	294	3450	11.7	68	29	

Sacks: *Matthews 10, Jenkins 4.5, Barnett 4, *B.Jones 4, Kampman 3.5, Chillar 2, Woodson 2, Collins 1, Harris 1, Hawk 1, Jolly 1, Poppinga 1, *Raji 1, Williams 1, Packers 37, Opponents 51

* — rookie

Primary Starters

WR	D.Driver	LDE	J.Jolly
LT	C.Clifton	NT	R.Pickett
LG	D.Colleged	RDE	C.Jenkins
C	S.Wells	LOLB	A.Kampman
RG	J.Sitton		*B.Jones
RT	M.Tauscher	BLB	A.Hawk
	A.Barbre	MLB	N.Barnett
TE	D.Lee	ROLB	*C.Matthews
	J.Finley	LCB	C.Woodson
WR	G.Jennings	RCB	A.Harris
QB	A.Rodgers		T.Williams
RB	R.Grant	SS	A.Bigby
FB	J.Kuhn	FS	N.Collins

Passing	Att	Cmp	Yds	Cmp%	Yds/Att	TD	Int	Int%	LG	Sck/Yds	Rtng	
Rodgers	541	350	4434	64.7	8.20	30	5.5	7	1.3	83t	50/306	103.2
Flynn	12	7	58	58.3	4.83	0	0.0	1	8.3	17	1/6	36.1
Packers	553	357	4492	64.6	8.12	30	5.4	8	1.4	83t	51/312	101.8
Opponents	540	294	3450	54.4	6.39	29	5.4	30	5.6	68	37/232	68.8

COMMUNITY

ADMIN & COACHES

VETERANS

DRAFT & FREE AGENTS

2020 REVIEW

2009

LAMBEAU FIELD

MISC.

Head Coach:	Mike McCarthy	GB	Opp	Attend	Site	Starting QB	Temp
S 12 @ Philadelphia Eagles	W	27	20	69,144	LFF	A.Rodgers	69
S 19 Buffalo Bills	W	34	7	70,741	LF	A.Rodgers	58
S 27 @ Chicago Bears	L	17	20	62,179	SF	A.Rodgers	56
O 3 Detroit Lions	W	28	26	70,729	LF	A.Rodgers	52
O 10 @ Washington Redskins	+L	13	16	87,760	FxF	A.Rodgers	72
O 17 Miami Dolphins	+L	20	23	70,815	LF	A.Rodgers	57
O 24 Minnesota Vikings	W	28	24	71,107	LF	A.Rodgers	58
O 31 @ New York Jets	W	9	0	78,484	NMS	A.Rodgers	57
N 7 Dallas Cowboys	W	45	7	70,913	LF	A.Rodgers	43
N 21 @ Minnesota Vikings	W	31	3	64,120	MS	A.Rodgers	dome
N 28 @ Atlanta Falcons	L	17	20	68,204	GD	A.Rodgers	dome
D 5 San Francisco 49ers	W	34	16	70,575	LF	A.Rodgers	26
D 12 @ Detroit Lions	L	3	7	57,659	FdF	A.Rodgers	dome
D 19 @ New England Patriots	L	27	31	68,756	GIS	M.Flynn	32
D 26 New York Giants	W	45	17	70,649	LF	A.Rodgers	25
J 2 Chicago Bears	W	10	3	70,833	LF	A.Rodgers	19

388 240 1,122,668

Home: 7-1 (566,362) Away: 3-5 (556,306) + — overtime

NFC Wild Card Playoff

J 9 @ Philadelphia Eagles W 21 16 69,144 LFF A.Rodgers 30

NFC Divisional Playoff

J 15 @ Atlanta Falcons W 48 21 69,210 GD A.Rodgers dome

NFC Championship

J 23 @ Chicago Bears W 21 14 62,377 SF A.Rodgers 20

Super Bowl XLV

F 6 Pittsburgh Steelers (@ No. Tex.) W 31 25 91,060 CS A.Rodgers dome

	GB	Opp	Rushing	No	Yds	Avg	Long	TD
Total First Downs	312	270	Jackson	190	703	3.7	71	3
Rushing	88	82	Rodgers	64	356	5.6	27	4
Passing	204	163	Kuhn	84	281	3.3	18	4
Penalty	20	25	*Starks	29	101	3.5	16	0

Third Downs	85/205	77/213	*Nance	36	95	2.6	11	0
Efficiency	41.5	36.2	Grant	8	45	5.6	18	0
Fourth Downs	5/13	6/20	Flynn	9	26	2.9	12	0
Efficiency	38.5	30.0	Jennings	1	-1	-1.0	-1	0

Possession Avg.	31:36	28:24	Packers	421	1606	3.8	71	11
Total Net Yards	5730	4945	Opponents	395	1838	4.7	40	6

NFC North	W	L	T	Pct	Pts	OP
Chicago	11	5	0	.688	334	286
Green Bay	10	6	0	.625	388	240
Detroit	6	10	0	.375	362	369
Minnesota	6	10	0	.375	281	348

Receiving	No	Yds	Avg	Long	TD
Jennings	76	1265	16.6	86t	12
Driver	51	565	11.1	61t	4
Jones	50	679	13.6	66t	5
Nelson	45	582	12.9	80t	2
Jackson	43	342	8.0	37	1
Finley	21	301	14.3	34	1
*Quarless	21	238	11.3	23	1
Kuhn	15	97	6.5	12	2
D.Lee	11	73	6.6	17	3
Swain	6	72	12.0	31	0
Crabtree	4	61	15.3	33	0
*Nance	3	30	10.0	14	0
Johnson	3	26	8.7	11	0
*Starks	2	15	7.5	12	0
Hall	1	9	9.0	9	0

Packers	352	4355	12.4	86t	31
Opponents	296	3440	11.6	85t	16

Sacks:	Matthews	13.5	Jenkins	7	Raji	6.5		
Zombo	4	Bishop	3	Walden	3	Woodson		
2	Wynn	1.5	Chillar	1	Neal	1	Pickett	1
Poppinga	1	Williams	1	Wilson	1	Hawk	0.5	
Packers	47	Opponents	38					

Punts/Average	Ret	FC	Yds	Avg	Long	TD		
Net Punting	71/37.6	78/39.1	Williams	41	19	326	8	52
Penalties/Yards	78/617	98/758	*Shields	0	0	-1	0.0	-1
Fumbles/Ball Lost	20/9	22/8	Packers	41	19	325	7.9	52
Touchdowns	46	24	Opponents	31	18	341	11.0	62t
Rushing	11	6						
Passing	31	16						
Returns	4	2						

By Quarter	Q1	Q2	Q3	Q4	OT	Pts
Packers	74	120	110	84	0	388
Opponents	33	92	36	73	6	240

Primary Starters

WR	D.Driver	LDE	R.Pickett
LG	C.Clifton	NT	B.Raji
LT	D.Colledge	RDE	C.Jenkins
C	S.Wells	LOLB	C.Matthews
RG	J.Sitton	BLB	A.Hawk
RT	*B.Bulaga	MLB	D.Bishop
	M.Tauscher		N.Barnett
TE	D.Lee	ROLB	*F.Zombo
	J.Finley		B.Jones
WR	G.Jennings	LCB	C.Woodson
QB	A.Rodgers	RCB	T.Williams
RB	B.Jackson	SS	C.Peprah
FB	K.Hall		*M.Burnett
	Q.Johnson	FS	N.Collins

Punting	No	Yds	Ydg	TB	In	Lg	B
Masthay	71	3114	43.9	5	25	62	0
Packers	71	3114	43.9	5	25	62	0
Opponents	78	3496	44.8	6	24	65	0

Kickoff Returns	No	Yds	Avg	Long	TD
Nelson	22	496	22.5	51	0
*Shields	21	452	21.5	49	0
P.Lee	13	265	20.4	30	0
*Starks	2	25	12.5	17	0
Kuhn	1	8	8.0	8	0
Wilhelm	1	3	3.0	3	0
Driver	1	0	0.0	0	0
Simpkins	1	0	0.0	0	0
Packers	62	1249	20.1	51	0
Opponents	76	1658	21.8	71	0

Passing	Att	Cmp	Yds	Cmp%	Yds/Att	TD	TD%	Int	Int%	LG	Sck/Yds	Rtg
Rodgers	475	312	3922	65.7	8.26	28	5.9	2	3.0	86t	31/193	101.2
Flynn	66	40	433	60.6	6.56	3	4.5	2	3.0	66t	7/38	82.4
Packers	541	352	4355	65.1	8.05	31	5.7	13	2.4	86t	38/231	98.9
Opponents	527	296	3440	56.2	6.53	16	3.0	24	4.6	85t	47/333	67.2

* — rookie

Scoring	TD	Ru	Pa	Pat	FG	S	Pts	
Crosby	0	0	0	46/46	22/28	0	112	
Jennings	12	0	12	0	0	0	72	
Kuhn	6	4	2	0	0	0	36	
Jones	5	0	5	0	0	0	30	
Driver	4	0	4	0	0	0	24	
Jackson	4	3	1	0	0	0	24	
Rodgers	4	4	0	0	0	0	24	
D.Lee	3	0	3	0	0	0	18	
Nelson	2	0	2	0	0	0	12	
Bishop	1	0	0	1	0	0	6	
Collins	1	0	0	1	0	0	6	
Finley	1	0	1	0	0	0	6	
Matthews	1	0	0	1	0	0	6	
*Quarless	1	0	0	1	0	0	6	
Woodson	1	0	0	1	0	0	6	
Packers	46	11	31	4	46/46	22/28	0	388
Opponents	24	6	16	2	24/24	24/29	0	240
2-Point Conversions:	Packers 0-0, Opponents 0-0							

Field Goals	1-19	20-29	30-39	40-49	50+
Crosby	1/1	7/8	4/5	8/10	2/4
Packers	1/1	7/8	4/5	8/10	2/4
Opponents	1/1	8/8	7/7	7/9	2/4
Crosby:	(49G,56G)	(44G,24G)	(38G,37B)	(52G,36G,48N,53N)	(46G,26G)
(20G,45N,41G,40G)	(54B,26G)	(42G)	(22G)	(29N,43G,24G)	(42G)
(31G,19G)	(31G)	(31G)	(23G)	Opponents:	(45G,24G)
(49N,25G,19G)	(55N,39G,52G,49G,24G)	(26G,51N,45G,33G)	(53G,41G,44G)	(28G)	(37N)
(24G)	(38G,47G)	(44G,26G,23G)	(48N)	(38G)	(38G)
(30G)					

Interceptions	No	Yds	Avg	Long	TD
Williams	6	87	14.5	64	0
Collins	4	34	8.5	24	0
Hawk	3	31	10.3	21	0
Woodson	2	48	24.0	48t	1
Peprah	2	0	0.0	0	0
*Shields	2	0	0.0	0	0
Matthews	1	62	62.0	62t	1
Bishop	1	32	32.0	32t	1
Martin	1	15	15.0	15	0
Chillar	1	9	9.0	9	0
*Burnett	1	0	0.0	0	0
Packers	24	318	13.3	64	3
Opponents	13	148	11.4	42	1

Punt Returns	Ret	FC	Yds	Avg	Long	TD
Williams	41	19	326	8.0	52	0
*Shields	0	0	-1	0.0	-1	0
Packers	41	19	325	7.9	52	0
Opponents	31	18	341	11.0	62t	1

Kickoff Returns	No	Yds	Avg	Long	TD
Nelson	22	496	22.5	51	0
*Shields	21	452	21.5	49	0
P.Lee	13	265	20.4	30	0
*Starks	2	25	12.5	17	0
Kuhn	1	8	8.0	8	0
Wilhelm	1	3	3.0	3	0
Driver	1	0	0.0	0	0
Simpkins	1	0	0.0	0	0
Packers	62	1249	20.1	51	0
Opponents	76	1658	21.8	71	0

COMMUNITY

ADMIN. & COACHES

VETERANS

DRAFT & FREE AGENTS

REVIEW

2020

2010

LANEBAU FIELD

MISC.

Head Coach:	Mike McCarthy	GB	Opp	Attend	Site	Starting QB	Temp	
S 8	New Orleans Saints	W	42	34	70,555	LF	A.Rodgers	68
S 18	@ Carolina Panthers	W	30	23	73,167	BAS	A.Rodgers	64
S 25	@ Chicago Bears	W	27	17	62,339	SF	A.Rodgers	61
O 2	Denver Broncos	W	49	23	70,529	LF	A.Rodgers	67
O 9	@ Atlanta Falcons	W	25	14	69,576	GD	A.Rodgers	dome
O 16	St. Louis Rams	W	24	3	70,604	LF	A.Rodgers	57
O 23	@ Minnesota Vikings	W	33	27	63,946	MD	A.Rodgers	dome
N 6	@ San Diego Chargers	W	45	38	68,908	QS	A.Rodgers	53
N 14	Minnesota Vikings	W	45	7	70,519	LF	A.Rodgers	47
N 20	Tampa Bay Buccaneers	W	35	26	70,498	LF	A.Rodgers	32
N 24	@ Detroit Lions	W	27	15	66,263	FdF	A.Rodgers	dome
D 4	@ New York Giants	W	38	35	80,634	MLS	A.Rodgers	52
D 11	Oakland Raiders	W	46	16	70,524	LF	A.Rodgers	43
D 18	@ Kansas City Chiefs	L	14	19	74,093	ArS	A.Rodgers	50
D 25	Chicago Bears	W	35	21	70,574	LF	A.Rodgers	37
J 1	Detroit Lions	W	45	41	70,294	LF	M.Flynn	31
			560	359	1,123,023			

Home: 8-0 (564,097) Away: 7-1 (558,926)

NFC Divisional Playoff

J 15	New York Giants	L	20	37	72,080	LF	A.Rodgers	31
------	-----------------	---	----	----	--------	----	-----------	----

Total First Downs	GB	Opp
	353	358
Rushing	89	96
Passing	230	246
Penalty	34	16
Third Downs	91/189	83/195
Efficiency	48.1	42.6
Fourth Downs	4/8	4/16
Efficiency	50.0	25.0
Possession Avg.	30:29	29:31
Total Net Yards	6482	6585
Avg. Per Game	405.1	411.6
Total Plays	988	1049
Avg. Per Play	6.6	6.3
Net Yards Rushing	1558	1789
Avg. Per Game	97.4	111.8
Total Rushes	395	383
Net Yards Passing	4924	4796
Avg. Per Game	307.8	299.8
Sacked/Yards Lost	41/237	29/192
Gross Yards	5161	4988
Att./Completions	552/376	637/390
Completion Pct.	68.1	61.2
Had Intercepted	8	31
Punts/Average	55/45.6	58/43.0
Net Punting Avg.	55/38.6	58/37.2
Penalties/Yards	76/591	122/948
Fumbles/Ball Lost	15/6	19/7
Touchdowns	70	41
Rushing	12	10
Passing	51	29
Returns	7	2

Rushing	No	Yds	Avg	Long	TD
Starks	133	578	4.3	40	1
Grant	134	559	4.2	47	2
Rodgers	60	257	4.3	25	3
Kuhn	30	78	2.6	12	4
*Saine	18	69	3.8	10	0
*A.Green	3	11	3.7	8	0
Masthay	1	6	6.0	6	0
*Cobb	2	5	2.5	4	0
Raji	1	1	1.0	1	1
Flynn	13	-6	-0.5	3	1
Packers	395	1558	3.9	47	12
Opponents	383	1789	4.7	54	10

Net Yards Passing	GB	Opp
	4924	4796
Avg. Per Game	307.8	299.8

By Quarter	Q1	Q2	Q3	Q4	OT	Pts
Packers	132	154	150	124	0	560
Opponents	66	97	66	130	0	359

NFC North	W	L	T	Pct	Pts	OP
Green Bay	.15	1	0	.938	560	359
Detroit	.10	6	0	.625	474	387
Chicago	.8	8	0	.500	353	341
Minnesota	.3	13	0	.188	340	449

Receiving	No	Yds	Avg	Long	TD
Nelson	68	1263	18.6	93t	15
G.Jennings	67	949	14.2	79t	9
Finley	55	767	13.9	41	8
J.Jones	38	635	16.7	70t	7
Driver	37	445	12.0	35t	6
Starks	29	216	7.4	17	0
*Cobb	25	375	15.0	61	1
Grant	19	268	14.1	80t	1
Kuhn	15	77	5.1	11	2
*Saine	10	69	6.9	22	0
Crabtree	6	38	6.3	15	1
Quarless	3	36	12.0	21	0
*D.Williams	2	13	6.5	7	0
*A.Green	1	6	6.0	6	0
*R.Taylor	1	4	4.0	4t	1
Packers	376	5161	13.7	93t	51
Opponents	390	4988	12.8	72	29

Sacks: Matthews 6, Bishop 5, Raji 3, Walden 3, Wynn 3, Woodson 2, Bush 1.5, Hawk 1.5, Burnett 1, B.Jones 1, *So'oto 1, Zombo 1, Packers 29, Opponents 41

Primary Starters	WR	D.Driver	LDE	R.Pickett
LT	M.Newhouse	NT	B.Raji	
	C.Clifton	RDE	H.Green	
LG	T.Lang	J.Wynn		
C	S.Wells	LOLB	C.Matthews	
RG	J.Sitton	BLB	A.Hawk	
RT	B.Bulaga	MLB	D.Bishop	
TE	J.Finley	ROLB	E.Walden	
WR	G.Jennings	LCB	C.Woodson	
QB	A.Rodgers	RCB	T.Williams	
RB	R.Grant	SS	C.Peprah	
FB	J.Kuhn	FS	M.Burnett	

Passing	Att	Cmp	Yds	Cmp%	Yds/Att	TD	Int	Int%	LG	Sck/Yds	Rtng	
Rodgers	502	343	4643	68.3	9.25	45	9.0	6	1.2	93t	36/219	122.5
Flynn	49	33	518	67.3	10.57	6	12.2	2	4.1	80t	5/18	124.8
*Cobb	1	0	0	0.0	0.00	0	0.0	0	0	---	0/0	39.6
Packers	552	376	5161	68.1	9.35	51	9.2	8	1.4	93t	41/237	122.6
Opponents	637	390	4988	61.2	7.83	29	4.6	31	4.9	72	29/192	80.6

Scoring	TD	Ru	P	Pat	PAT	FG	S	PTS
Crosby	0	0	0	68/69	24/28	0	140	0
Crosby	15	0	15	0	0	0	90	0
G.Jennings	9	0	9	0	0	0	54	0
Finley	8	0	8	0	0	0	48	0
J.Jones	7	0	7	0	0	0	42	0
Driver	6	0	6	0	0	0	36	0
Kuhn	6	4	2	0	0	0	36	0
*Cobb	3	0	1	2	0	0	18	0
Grant	3	2	1	0	0	0	18	0
Rodgers	3	3	0	0	0	0	18	0
Crabtree	1	0	1	0	0	0	6	0
Flynn	1	1	0	0	0	0	6	0
Matthews	1	0	0	1	0	0	6	0
Peprah	1	0	0	1	0	0	6	0
Raji	1	1	0	0	0	0	6	0
Starks	1	1	0	0	0	0	6	0
*R.Taylor	1	0	1	0	0	0	6	0
Walden	1	0	0	1	0	0	6	0
T.Williams	1	0	0	1	0	0	6	0
Woodson	1	0	0	1	0	0	6	0
Packers	70	12	51	7	68/69	24/28	0	560
Opponents	41	10	29	2	35/35	22/27	2	359

2-Point Conversions: Packers 0-1, Opponents 4-6

Field Goals	1-19	20-29	30-39	40-49	50+
Crosby	1/1	4/5	14/14	3/5	2/3
Packers	1/1	4/5	14/14	3/5	2/3
Opponents	1/1	6/6	10/11	2/5	3/4
Crosby	(1)(37G,19G,34G)(37G,28G)(32G,35G,56G,30G)(32G)(39G,45G,24G,58G)(47G)(25G)(29N)(35G,32G)(43N,31G)(34G,38G,49G,33G)(54N)(1)(22G,47N)				
Opponents	(30G,38G)(20G,33G,21G)(25G)(27G)(1)(47N,36G)(52G,46G)(52G)(52N)(23G,32G)(47N)(38G,50G)(19G,32G,46G,20G)(49N,35G,30G)(30G,39N)				

Interceptions	No	Yds	Avg	Long	TD
Woodson	7	63	9.0	30t	1
Peprah	5	147	29.4	76	1
T.Williams	4	92	23.0	43t	1
Shields	4	68	17.0	60	0
Matthews	3	47	15.7	38t	1
Burnett	3	0	0.0	0	0
Bush	2	39	19.5	35	0
Francois	2	1	0.5	1	0
*Smith	1	11	11.0	11	0
Packers	31	468	15.1	76	4
Opponents	8	63	7.9	30	0

Punting	No	Yds	Avg	TB	In	Lg	B
Masthay	55	2506	45.6	4	23	71	0
Packers	55	2506	45.6	4	23	71	0
Opponents	58	2492	43.0	2	18	71	0

Punt Returns	Ret	FC	Yds	Avg	Long	TD
*Cobb	26	18	295	11.3	80t	1
Bush	1	0	0	0.0	0	0
Nelson	0	1	0	---	---	0
Packers	27	19	295	10.9	80t	1
Opponents	24	10	305	12.7	72t	1

Kickoff Returns	No	Yds	Avg	Long	TD
*Cobb	34	941	27.7	108t	1
Driver	2	5	2.5	5	0
*Saine	2	40	20.0	20	0
Crabtree	1	11	11.0	11	0
Lee	1	-1	-1.0	-1	0
Woodson	1	9	9.0	9	0
Packers	41	1005	24.5	108t	1
Opponents	59	1378	23.4	57	0

COMMUNITY

ADMIN & COACHES

VETERANS

DRAFT & FREE AGENTS

2020 REVIEW

2011

LAMBEAU FIELD

MISC.

11-5-0, .688, FIRST, NFC NORTH 2012

Head Coach:	Mike McCarthy	GB	Opp	Attend	Site	Starting QB	Temp
S 9	San Francisco 49ers	L 22	30	70,523	LF	A.Rodgers	72
S 13	Chicago Bears	W 23	10	70,543	LF	A.Rodgers	60
S 24	@ Seattle Seahawks	L 12	14	68,218	CIF	A.Rodgers	67
S 30	New Orleans Saints	W 28	27	70,571	LF	A.Rodgers	64
O 7	@ Indianapolis Colts	L 27	30	67,020	LOS	A.Rodgers	dome
O 14	@ Houston Texans	W 42	24	71,702	RtS	A.Rodgers	dome
O 21	@ St. Louis Rams	W 30	20	64,359	EJD	A.Rodgers	dome
O 28	Jacksonville Jaguars	W 24	15	70,464	LF	A.Rodgers	44
N 4	Arizona Cardinals	W 31	17	70,504	LF	A.Rodgers	39
N 18	@ Detroit Lions	W 24	20	63,716	FdF	A.Rodgers	dome
N 25	@ New York Giants	L 10	38	80,365	MIS	A.Rodgers	34
D 2	Minnesota Vikings	W 23	14	70,567	LF	A.Rodgers	45
D 9	Detroit Lions	W 27	20	70,368	LF	A.Rodgers	33
D 16	@ Chicago Bears	W 21	13	62,534	SF	A.Rodgers	44
D 23	Tennessee Titans	W 55	7	70,508	LF	A.Rodgers	24
D 30	@ Minnesota Vikings	L 34	37	64,134	MD	A.Rodgers	dome
			433	336	1,112,270		

Home: 7-1 (564,062) Away: 4-4 (548,208)

NFC Wild Card Playoff
J 5 Minnesota Vikings.....W 24 10 71,548 LF A.Rodgers 29

NFC Divisional Playoff
J 12 @ San Francisco 49ers.....L 31 45 69,732 CP A.Rodgers 48

	GB	Opp	Rushing	No	Yds	Avg	Long	TD	
Total First Downs	341	308	Green	135	464	3.4	41	0	
Rushing	85	83	Rodgers	54	259	4.8	27	2	
Passing	213	191	Starks	71	255	3.6	22	1	
Penalty	43	34	Benson	71	248	3.5	11	1	
Third Downs	90/213	83/218	Harris	34	157	4.6	21	2	
Efficiency	42.3	38.1	Cobb	10	132	13.2	28	0	
Fourth Downs	7/13	9/23	Grant	31	127	4.1	18	2	
Efficiency	53.8	39.1	Kuhn	23	63	2.7	9	1	
Possession Avg.	30:26	29:34	Harrell	4	-3	-8	0	0	
Total Net Yards	5751	5388	Packers	433	1702	3.9	41	9	
Avg. Per Game	359.4	336.8	Opponents	418	1896	4.5	82t	12	
Total Plays	1042	1033	NFC North						
Avg. Per Play	5.5	5.2	W	L	T	Pct	Pts	OP	
Net Yards Rushing	1702	1896	Green Bay	.11	5	0	.688	433	336
Avg. Per Game	106.4	118.5	Minnesota	10	6	0	.625	379	348
Total Rushes	433	418	Chicago	10	6	0	.625	375	277
Net Yards Passing	4049	3492	Detroit	4	12	0	.250	372	437
Avg. Per Game	253.1	218.3	Receiving						
Sacked/Yards Lost	51/293	47/309	No	Yds	Avg	Long	TD	8	
Gross Yards	4342	3801	Cobb	80	954	11.9	39t	8	
Att./Completions	558/374	568/313	J.Jones	64	784	12.3	49	14	
Completion Pct.	67.0	55.1	Finley	61	667	10.9	40	2	
Had Intercepted	8	18	Nelson	49	745	15.2	73	7	
Punts/Average	71/42.9	75/44.7	G.Jennings	36	366	10.2	45	4	
Net Punting Yard	71/38.9	75/38.9	Green	18	125	6.9	19	0	
Penalties/Yards	103/923	123/1055	Kuhn	15	148	9.9	32	0	
Fumbles/Ball Lost	16/8	18/5	Benson	14	97	6.9	18	0	
Touchdowns	53	37	Crabtree	8	203	25.4	72t	3	
Rushing	9	12	Driver	8	77	9.6	26t	2	
Passing	40	24	D.Williams	7	57	8.1	12	0	
Returns	4	1	*Boykin	5	27	5.4	9	0	
			Starks	4	31	7.8	9	0	
By Quarter	Q1	Q2	Q3	Q4	OT	Pts			
Packers	83	126	89	135	0	433			
Opponents	53	118	80	85	0	336			

Primary Starters

WR	G.Jennings	LDE	R.Pickett
	J.Jones	NT	B.Raji
LT	M.Newhouse	RDE	C.Wilson
LG	T.Lang	LOLB	*N.Perry
CG	J.Saturday		E.Walden
RC	J.Sitton	BLB	A.Hawk
RT	B.Bulaga	MLB	D.Smith
	*D.Barclay		B.Jones
TE	J.Finley	ROLB	C.Matthews
WR	J.Nelson	LCB	T.Williams
	R.Cobb	RCB	S.Shields
QB	A.Rodgers		*C.Hayward
RB	C.Benson	SS	C.Woodson
	A.Green	FS	M.Burnett
FB	J.Kuhn		M.Jennings

Sacks: Matthews 13, Neal 4.5, *Moses 4, Hawk 3, Walden 3, Wilson 2.5, *Worthy 2.5, Burnett 2, *Daniels 2, B.Jones 2, *Perry 2, Smith 2, Woodson 1.5, House 1, Shields 1, Packers 47, Opponents 51

* — rookie

Passing	Att	Cmp	Yds	Cmp%	Yds/Att	TD	TD%	Int	Int%	LG	Sck/Yds	Rtg
Rodgers	552	371	4295	67.2	7.78	39	7.1	8	1.4	7.3	51/293	108.0
Harrell	4	2	20	50.0	5.00	0	0.0	0	0.0	11	0/0	64.6
Mathay	2	1	27	50.0	13.50	1	50.0	0	0.0	27t	0/0	135.4
Packers	558	374	4342	67.0	7.78	40	7.2	8	1.4	7.3	51/293	108.3
Opponents	568	313	3801	55.1	6.69	24	4.2	18	3.2	80t	47/309	76.8

Scoring	TD	Ru	Pa	Rt	PAT	FG	S	PTS
Crosby	0	0	0	0	50/50	21/33	0	113
J.Jones	14	0	14	0				84
Cobb	9	0	8	1				54
Nelson	7	0	7	0				44
G.Jennings	4	0	4	0				24
Crabtree	3	0	3	0				18
Driver	2	0	2	0				12
Finley	2	0	2	0				12
Grant	2	0	2	0				12
Harris	2	0	2	0				12
Rodgers	2	0	2	0				12
Benson	1	0	1	0				6
*Daniels	1	0	1	0				6
M.Jennings	1	0	1	0				6
Kuhn	1	0	1	0				6
*Moses	1	0	1	0				6
Starks	1	0	1	0				6
Packers	53	9	40	4	50/50	21/33	0	433
Opponents	37	12	24	1	34/34	26/30	0	336

2-Point Conversions: Nelson, Packers 1-3, Opponents 1-3

Field Goals	1-19	20-29	30-39	40-49	50+
Crosby	0/0	5/5	5/7	9/12	2/9
Packers	0/0	5/5	5/7	9/12	2/9
Opponents	0/0	8/8	7/7	6/8	5/7

Crosby: (1)(48G,35G,54G)(29G,40G)(1)(52N,51N)(1)(47G,58N,23G,48G)(32N,25G)(44N,33G)(50N,38N,39G)(55N,28G)(30G,53N,47G,31G)(49G,51N,41G)(43N,42N)(26G,48G)(51G,40G)

Opponents: (40G,43G,63G)(45G)(1)(20G,27G,48N)(24G,53N,50G,28G)(51G)(50G,43G)(38G,22G,32G)(20G)(30G,27G)(43G)(42N)(46G,51N,34G)(34G,34G)(54G,37G,29G)

Interceptions	No	Yds	Avg	Long	TD
*Hayward	6	81	13.5	24	0
Shields	3	32	10.7	32	0
T.Williams	2	38	19.0	38	0
Walden	2	22	11.0	20	0
Burnett	2	1	0.5	1	0
M.Jennings	1	72	72.0	72t	1
*McMillian	1	0	0.0	0	0
Woodson	1	0	0.0	0	0
Packers	18	246	13.7	72t	1
Opponents	8	47	5.9	20	0

Punting	No	Yds	Avg	TB	In	Lg	B
Mathay	70	3043	43.5	5	30	65	1
Packers	71	3043	42.9	5	30	65	1
Opponents	75	3350	44.7	2	22	73	1

Punt Returns	Ret	FC	Yds	Avg	Long	TD
Cobb	31	21	292	9.4	75t	1
Ross	4	1	103	25.8	58	0
Shields	1	0	0	0.0	0	0
Packers	36	22	395	11.0	75t	1
Opponents	24	26	179	7.5	25	0

Kickoff Returns	No	Yds	Avg	Long	TD
Cobb	38	964	25.4	46	0
Ross	3	86	28.7	44	0
D.Williams	2	24	12.0	12	0
Packers	43	1074	25.0	46	0
Opponents	51	1193	23.4	41	0

COMMUNITY
ADMIN. & COACHES
VETERANS
DRAFT & FREE AGENTS
2020 REVIEW
2012

LAMBEAU FIELD
MISC.

2013 8-7-1, .531, FIRST, NFC NORTH

Head Coach:	Mike McCarthy	GB	Opp	Attend	Site	Starting QB	Temp
S 8	@ San Francisco 49ers	L	28	34	69,732	CP	A.Rodgers 69
S 15	Washington Redskins	W	38	20	78,020	LF	A.Rodgers 56
S 22	@ Cincinnati Bengals	L	30	34	64,633	PBS	A.Rodgers 63
O 6	Detroit Lions	W	22	9	78,200	LF	A.Rodgers 59
O 13	@ Baltimore Ravens	W	19	17	71,319	MTS	A.Rodgers 61
O 20	Cleveland Browns	W	31	13	77,804	LF	A.Rodgers 46
O 27	@ Minnesota Vikings	W	44	31	64,134	MD	A.Rodgers dome
N 4	Chicago Bears	L	20	27	78,122	LF	A.Rodgers 49
N 10	Philadelphia Eagles	L	13	27	78,011	LF	S.Wallace 45
N 17	@ New York Giants	L	13	27	79,114	MLS	S.Tolzien 59
N 24	Minnesota Vikings	+T	26	26	77,871	LF	S.Tolzien 19
N 28	@ Detroit Lions	L	10	40	64,934	FdF	M.Flynn dome
D 8	Atlanta Falcons	W	22	21	77,550	LF	M.Flynn 9
D 15	@ Dallas Cowboys	W	37	36	91,054	ATS	M.Flynn dome
D 22	Pittsburgh Steelers	L	31	38	77,999	LF	M.Flynn 23
D 29	@ Chicago Bears	W	33	28	62,708	SF	A.Rodgers 26
			417	428	1,191,205		

Home: 4-3-1 (623,577) **Away:** 4-4-4 (567,628) + — overtime

NFC Wild Card Playoff

J 5	San Francisco 49ers	L	20	23	77,525	LF	A.Rodgers	5
-----	---------------------	---	----	----	--------	----	-----------	---

	GB	Opp
Total First Downs	351	330
Rushing	119	116
Passing	201	190
Penalty	31	24
Third Downs	89/216	78/204
Efficiency	41.2	38.2
Fourth Downs	9/13	10/17
Efficiency	69.2	58.8
Possession Avg.	30:24	29:36
Total Net Yards	6404	5956
Avg. Per Game	400.3	372.3
Total Plays	1074	1015
Avg. Per Play	6.0	5.9
Net Yards Rushing	2136	2000
Avg. Per Game	133.5	125.0
Total Rushes	459	432
Net Yards Passing	4268	3956
Avg. Per Game	266.8	247.3
Sacked/Yards Lost	45/270	44/238
Gross Yards	4538	4194
Att./Completions	570/366	539/332
Completion Pct.	64.2	61.6
Had Intercepted	16	11
Yards/Average	64/44.6	70/42.8
Net Punting Avg.	64/39.0	70/35.6
Penalties/Yards	86/801	99/883
Fumbles/Ball Lost	19/9	18/11
Touchdowns	46	51
Rushing	17	16
Passing	25	30
Returns	4	5

	Q1	Q2	Q3	Q4	OT	Pts
Packers	78	105	113	118	3	417
Opponents	79	103	115	128	3	428

Primary Starters					
WR	J.Nelson	LDE	B.Raji		
LT	*D.Bakhtiari	NT	R.Pickett		
LG	J.Sitton	RDE	J.Jolly		
C	E.Dietrich-Smith	LOLB	M.Neal		
RG	T.Lang	N.Perry			
RT	D.Barclay	BLB	A.Hawk		
TE	J.Finley	MLB	B.Jones		
	A.Quarless	ROLB	C.Matthews		
WR	J.Jones	LCB	T.Williams		
	J.Boykin	RCB	S.Shields		
QB	A.Rodgers	SS	M.Burnett		
RB	*E.Lacy	FS	M.Jennings		
FB	J.Kuhn				

	Rushing	No	Yds	Avg	Long	TD
*Lacy	284	1178	4.1	60	11	
Starks	89	493	5.5	41	3	
Rodgers	30	120	4.0	18	0	
*Franklin	19	107	5.6	51	1	
Cobb	4	78	19.5	67	0	
Flynn	17	61	3.6	17	0	
Tolzien	5	55	11.0	19	1	
Kuhn	10	38	3.8	12	1	
Jennings	1	6	6.0	6	0	
Packers	459	2136	4.7	67	17	
Opponents	432	2000	4.6	41	16	

NFC North	W	L	T	Pct	Pts	OP
Green Bay	.8	7	1	.531	417	428
Chicago	8	8	0	.500	445	478
Detroit	7	9	0	.438	395	376
Minnesota	5	10	1	.344	391	480

	Receiving	No	Yds	Avg	Long	TD
Nelson	85	1314	15.5	76t	8	
J.Jones	59	817	13.8	83t	3	
Boykin	49	681	13.9	52	3	
*Lacy	35	257	7.3	34	0	
Quarless	32	312	9.8	22	2	
Cobb	31	433	14.0	48t	4	
Finley	25	300	12.0	52	3	
Kuhn	13	81	6.2	20	0	
Starks	10	89	8.9	23	1	
*White	9	66	7.3	15	0	
Bostick	7	120	17.1	26	1	
R.Taylor	6	30	5.0	8	0	
*Franklin	4	30	7.5	10	0	
Ross	1	8	8.0	8	0	
Packers	366	4538	12.4	83t	25	
Opponents	332	4194	12.6	67	30	

Sacks: Matthews 7.5, Daniels 6.5, Hawk 5, Neal 5, Perry 4, *D.Jones 3.5, B.Jones 3, Williams 2.5, Lattimore 2, House 1, *Hyde 1, Jennings 1, Jolly 1, *Mulumba 1, Packers 44, Opponents 45

	Passing	Att	Cmp	Yds	Cmp%	Yds/Att	TD	TD%	Int	Int%	LG	Sck/Yds	Rtng
Rodgers	290	193	2536	66.6	8.74	17	5.9	6	2.1	83t	21/117	104.9	
Flynn	166	102	1146	61.4	6.90	7	4.2	4	2.4	56	17/102	86.1	
Tolzien	90	55	717	61.1	7.97	1	1.1	5	5.6	52	3/26	66.8	
Wallace	24	16	139	66.7	5.79	0	0.0	1	4.2	17	4/25	64.4	
Packers	570	366	4538	64.2	7.96	25	4.4	16	2.8	83t	45/270	91.7	
Opponents	539	332	4194	61.6	7.78	30	5.6	11	2.0	67	44/238	95.9	

Scoring	TD	Ru	Pa	Rt	PAT	FG	S	PTS
Crosby	0	0	0	0	42/42	33/37	0	141
*Lacy	11	11	0	0	0	0	0	66
Nelson	8	0	8	0	0	0	0	48
Boykin	4	0	3	1	0	0	0	24
Cobb	4	0	4	0	0	0	0	24
Starks	4	3	1	0	0	0	0	24
Finley	3	0	3	0	0	0	0	18
J.Jones	3	0	3	0	0	0	0	18
Quarless	2	0	2	0	0	0	0	12
Bostick	1	0	1	0	0	0	0	6
Burnett	1	0	1	0	0	0	0	6
*Franklin	1	1	0	0	0	0	0	6
*Hyde	1	0	0	1	0	0	0	6
Jennings	1	0	0	1	0	0	0	6
Kuhn	1	1	0	0	0	0	0	6
Tolzien	1	1	0	0	0	0	0	6
Packers	46	17	25	4	42/42	33/37	0	417
Opponents	51	16	30	5	48/49	24/30	4	428

2-Pt Conversions: Packers 0-4, Opponents 0-2

Field Goals	1-19	20-29	30-39	40-49	50+
Crosby	1/1	13/13	8/8	6/8	5/7
Packers	1/1	13/13	8/8	6/8	5/7
Opponents	0/0	9/9	5/7	7/8	3/6

Crosby: (1)(28G)(41G,19G,26G)(26G,52G,31G,42G,45G)(45G,44N,31G,50G,31G)(26G,52N)(30G,20G,45G)(30G,23G)(53N,42N,26G,35G)(24G,57G)(27G,20G)(54G)(40G,33G,25G)(57G)(22G)(33G,27G)

Opponents: (48N,27G,33G)(50N)(52N)(53G)(23G)(46G,44G)(36G)(24G,27G)(39N,25G,41G)(40G,28G)(36G,47G,29G,35G)(27G,31N)(52N)(47G,23G,43G,50G,50G)(31G)(1)

Interceptions	No	Yds	Avg	Long	TD
Shields	4	3	0.8	7	0
Williams	3	10	3.3	10	0
House	1	11	11.0	11	0
Hawk	1	7	7.0	7	0
Neal	1	5	5.0	5	0
Bush	1	0	0.0	0	0
Packers	11	36	3.3	11	0
Opponents	16	279	17.4	76	3

Punting	No	Yds	Avg	TB	In	Lg	B
Masthay	64	2854	44.6	5	22	62	0
Packers	64	2854	44.6	5	22	62	0
Opponents	70	2994	42.8	8	25	61	1

Punt Returns	Ret	FC	Yds	Avg	Long	TD
*Hyde	24	14	296	12.3	93t	1
Cobb	5	23	7.7	16	0	
Ross	2	2	20	10.0	11	0
Kuhn	1	0	0.0	0	0	0
Packers	30	21	339	11.3	93t	1
Opponents	20	19	261	13.1	49	0

Kickoff Returns	No	Yds	Avg	Long	TD
*Hyde	22	531	24.1	70	0
Ross	6	75	12.5	21	0
*Franklin	4	82	20.5	26	0
Kuhn	2	40	20.0	21	0
*Banjo	1	12	12.0	12	0
Bell	1	22	22.0	22	0
Cobb	1	10	10.0	10	0
*Hill	1	19	19.0	19	0
*Stoneburner	1	0	0.0	0	0
Packers	39	791	20.3	70	0
Opponents	61	1577	25.9	109t	1

COMMUNITY

ADMIN & COACHES

VETERANS

DRAFT & FREE AGENTS

2020 REVIEW

2013

LAMBEAU FIELD

MISC.

Head Coach:	Mike McCarthy	GB	Opp	Attend	Site	Starting QB	Temp
S 4	@ Seattle Seahawks	L	16	36	68,424	CIF	A.Rodgers 71
S 14	New York Jets	W	31	24	78,041	LF	A.Rodgers 63
S 21	@ Detroit Lions	L	7	19	62,418	FdF	A.Rodgers dome
S 28	@ Chicago Bears	W	38	17	61,736	SF	A.Rodgers 70
O 2	Minnesota Vikings	W	42	10	78,054	LF	A.Rodgers 62
O 12	@ Miami Dolphins	W	27	24	70,875	SLS	A.Rodgers 86
O 19	Carolina Panthers	W	38	17	78,106	LF	A.Rodgers 48
O 26	@ New Orleans Saints	L	23	44	73,146	MBD	A.Rodgers dome
N 9	Chicago Bears	W	55	14	78,292	LF	A.Rodgers 34
N 16	Philadelphia Eagles	W	53	20	78,270	LF	A.Rodgers 28
N 23	@ Minnesota Vikings	W	24	21	52,386	TBS	A.Rodgers 49
N 30	New England Patriots	W	26	21	78,431	LF	A.Rodgers 28
D 8	Atlanta Falcons	W	43	37	77,512	LF	A.Rodgers 33
D 14	@ Buffalo Bills	L	13	21	70,214	RWS	A.Rodgers 38
D 21	@ Tampa Bay Buccaneers	W	20	3	64,247	RJS	A.Rodgers 75
D 28	Detroit Lions	W	30	20	78,408	LF	A.Rodgers 27
			486	348	1,148,560		

Home: 8-0 (625,114) Away: 4-4 (523,446) + — overtime

NFC Divisional Playoff

J 11	Dallas Cowboys	W	26	21	79,704	LF	A.Rodgers 24
------	----------------	---	----	----	--------	----	--------------

NFC Championship

J 18	@ Seattle Seahawks	L	22	28	68,538	CIF	A.Rodgers 52
------	--------------------	---	----	----	--------	-----	--------------

	GB	Opp	Rushing	No	Yds	Avg	Long	TD
Total First Downs	356	339	Lacy	246	1139	4.6	44t	9
Rushing	104	116	Starks	85	333	3.9	41	2
Passing	222	196	A.Rodgers	43	269	6.3	19	2
Penalty	30	27	Kuhn	24	85	3.5	11	1
Third Downs	93/197	83/206	Harris	16	64	4.0	12	0
Efficiency	47.2	40.3	Cobb	11	37	3.4	12	0
Fourth Downs	4/10	15/28	Flynn	10	-10	-1.0	-1	0
Efficiency	40.0	53.6	Packers	435	1917	4.4	44t	14
Possession Avg.	30:32	29:28	Opponents	449	1919	4.3	40	11
Total Net Yards	6178	5542						
Avg. Per Game	386.1	346.4						
Total Plays	1001	1054						
Avg. Per Play	6.2	5.3						

	GB	Opp	Rushing	No	Yds	Avg	Long	TD		
Net Yards Rushing	1917	1919	NFC North	W	L	T	Pct	Pts	OP	
Avg. Per Game	119.8	119.9	Green Bay	.12	4	0	.750	486	348	
Total Rushes	435	449	Detroit	11	5	0	688	321	282	
Net Yards Passing	4261	3623	Minnesota	7	9	0	438	325	343	
Avg. Per Game	266.3	226.4	Chicago	6	5	11	0	313	319	442
Sacked/Yards Lost	30/186	41/261								
Gross Yards	4447	3884								
Att./Completions	536/349	564/333								
Completion Pct.	65.1	59.0								
Had Intercepted	6	18								
Punts/Average	51/42.3	62/43.4								
Net Punting Avg.	51/37.0	62/36.7								
Penalties/Yards	92/775	104/945								
Fumbles/Ball Lost	19/7	20/9								
Touchdowns	58	40								
Rushing	14	11								
Passing	38	26								
Returns	6	3								

	GB	Opp	Receiving	No	Yds	Avg	Long	TD	
By Quarter	Q1	Q2	Q3	Q4	OT	Pts			
Packers	151	159	84	92	0	486			
Opponents	58	88	69	133	0	348			

	GB	Opp	Receiving	No	Yds	Avg	Long	TD
Sacks:	Matthews 11, Peppers 7, Daniels 5.5, Neal 4.5, Guion 3.5, Perry 3, Burnett 1.5, D.Jones 1.5, Barrington 1, *Clinton-Dix 1, Hyde 1, Hawk 0.5, Packers 41, Opponents 30							
Interceptions	No	Yds	Avg	Long	TD			
Hayward	3	113	37.7	82t	1			
Williams	3	2	0.7	2	0			
Peppers	2	101	50.5	52t	2			
Shields	2	62	31.0	62	0			
Hyde	2	9	4.5	9	0			
Matthews	1	40	40.0	40	0			
Burnett	1	32	32.0	32	0			
D.Jones	1	18	18.0	18	0			
Lattimore	1	10	10.0	10	0			
*Clinton-Dix	1	9	9.0	9	0			
House	1	0	0.0	0	0			
Packers	18	396	22.0	82t	3			
Opponents	6	80	13.3	28	0			

	GB	Opp	Punting	No	Yds	Avg	Long	TD
Punt Returns	Ret	FC	Yds	Avg	Long	TD		
Cobb	14	9	112	8.0	24	0		
Hyde	14	3	221	15.8	75t	2		
*Clinton-Dix	1	0	0.0	0	0	0		
Packers	29	12	333	11.5	75t	2		
Opponents	22	10	191	8.7	75t	1		

	GB	Opp	Kickoff Returns	No	Yds	Avg	Long	TD
Passing	Att	Cmp	Yds	Cmp%	Yds/Att	TD	TD%	Int
A.Rodgers	520	341	4381	65.6	8.33	7.3	5	1.0
Flynn	16	8	66	50.0	4.13	0	0.0	1
Packers	536	349	4447	65.1	8.30	38	7.1	6
Opponents	564	333	3884	59.0	6.89	26	4.6	18

	GB	Opp	LG	Sck/Yds	Rtng
A.Rodgers	29	555	19.1	41	0
Opponents	22	101	8.7	30	109.9

Scoring	TD	Ru	Pa	Pat	PAT	FG	S	Pts
Crosby	0	0	0	53/55	27/33	0	134	
Lacy	13	9	4	0	0	0	78	
Nelson	13	0	13	0	0	0	78	
Cobb	12	0	12	0	0	0	74	
*Adams	3	0	3	0	0	0	18	
Quarless	3	0	3	0	0	0	18	
Hayward	2	0	2	0	0	0	12	
Hyde	2	0	2	0	0	0	12	
Peppers	2	0	2	0	0	0	12	
A.Rodgers	2	2	0	0	0	0	12	
*R.Rodgers	2	0	2	0	0	0	12	
Starks	2	2	0	0	0	0	12	
Bostick	1	0	1	0	0	0	6	
Kuhn	1	1	0	0	0	0	6	
Packers	58	14	38	6	53/55	27/33	1486	
Opponents	40	11	26	3	37/37	21/24	3	348

2-Pt Conversions: Cobb, Packers 1-3, Opponents 1-3

Field Goals	1-19	20-29	30-39	40-49	50+
Crosby	0/0	7/7	11/12	5/7	4/7
Packers	0/0	7/7	11/12	5/7	4/7
Opponents	0/0	5/5	9/9	3/5	4/5

Crosby: (23G)(31G,20G,55G)(1)(53G,38B)(1)(43G,30G)(34G)(31G,49G,27G)(20G,52G)(27G,33G,50N)(48G)(32G,35G,33G,40N,28G)(38G,33G,53G)(45G,53B,34G)(48N,42G,25G)(52B)

Opponents: (35G,20G)(52G)(30G,41N)(23G)(26G)(48G)(33G)(31G,29G,37G)(33G,33G)(1)(39G,51G)(47N)(53B,50G)(27G,51G,35G,48G)(43G)(1)

Interceptions	No	Yds	Avg	Long	TD
Hayward	3	113	37.7	82t	1
Williams	3	2	0.7	2	0
Peppers	2	101	50.5	52t	2
Shields	2	62	31.0	62	0
Hyde	2	9	4.5	9	0
Matthews	1	40	40.0	40	0
Burnett	1	32	32.0	32	0
D.Jones	1	18	18.0	18	0
Lattimore	1	10	10.0	10	0
*Clinton-Dix	1	9	9.0	9	0
House	1	0	0.0	0	0
Packers	18	396	22.0	82t	3
Opponents	6	80	13.3	28	0

Punting	No	Yds	Avg	Long	TD
Mathstay	49	2159	44.1	4	14
Packers	51	2159	42.3	4	14
Opponents	62	2691	43.4	4	19

Punt Returns	Ret	FC	Yds	Avg	Long	TD
Cobb	14	9	112	8.0	24	0
Hyde	14	3	221	15.8	75t	2
*Clinton-Dix	1	0	0.0	0	0	0
Packers	29	12	333	11.5	75t	2
Opponents	22	10	191	8.7	75t	1

Kickoff Returns	No	Yds	Avg	Long	TD
Harris	22	456	20.7	41	0
Hyde	4	96	24.0	28	0
Boykin	1	3	3.0	3	0
Cobb	1	0	0.0	0	0
Nelson	1	0	0.0	0	0
Packers	29	555	19.1	41	0
Opponents	58	1421	24.5	101t	1

Primary Starters

WR	J.Nelson	LDE	J.Boyd
LT	D.Bakhtiari	NT	L.Guion
LG	J.Sitton	RDE	M.Daniels
C	*C.Linsley	LOLB	J.Peppers
RG	T.Lang	BLB	A.Hawk
RT	B.Bulaga	MLB	S.Barrington
TE	A.Quarless	ROLB	C.Matthews
	*R.Rodgers		N.Perry
WR	R.Cobb	LCB	T.Williams
	*D.Adams	RCB	S.Shields
QB	A.Rodgers	SS	M.Burnett
RB	E.Lacy	FS	*H.Clinton-Dix
FB	J.Kuhn		M.Hyde

* — rookie

COMMUNITY

ADMIN. & COACHES

VETERANS

DRAFT & FREE AGENTS

REVIEW

2014

2015 10-6-0, .625, SECOND, NFC NORTH

Head Coach:	Mike McCarthy	GB	Opp	Attend	Site	Starting QB	Temp
S 13 @ Chicago Bears	W	31	23	62,442	SF	A.Rodgers	68
S 20 Seattle Seahawks	W	27	17	78,433	LF	A.Rodgers	62
S 28 Kansas City Chiefs	W	38	28	78,214	LF	A.Rodgers	67
O 4 @ San Francisco 49ers	W	17	3	70,799	LS	A.Rodgers	74
O 11 St. Louis Rams	W	24	10	78,432	LF	A.Rodgers	67
O 18 San Diego Chargers	W	27	20	78,434	LF	A.Rodgers	54
N 1 @ Denver Broncos	L	10	29	77,075	SF	A.Rodgers	61
N 8 @ Carolina Panthers	L	29	37	74,461	BAS	A.Rodgers	57
N 15 Detroit Lions	L	16	18	78,526	LF	A.Rodgers	55
N 22 @ Minnesota Vikings	W	30	13	52,529	TBS	A.Rodgers	30
N 26 Chicago Bears	L	13	17	78,488	LF	A.Rodgers	39
D 3 @ Detroit Lions	W	27	23	63,207	FdF	A.Rodgers	dome
D 13 Dallas Cowboys	W	28	7	78,369	Lf	A.Rodgers	53
D 20 @ Oakland Raiders	W	30	20	55,087	OcC	A.Rodgers	54
D 27 @ Arizona Cardinals	L	8	38	64,878	UPS	A.Rodgers	dome
J 3 Minnesota Vikings	L	13	20	78,412	LF	A.Rodgers	24
		368	323	1,147,786			

Home: 5-3 (627,308) Away: 5-3 (520,478) + — overtime

NFC Wild Card Playoff

J 10 @ Washington Redskins... W 35 18 81,367 FxF A.Rodgers 61

NFC Divisional Playoff

J 16 @ Arizona Cardinals... +L 20 26 65,089 UPS A.Rodgers dome

Total First Downs	GB	Opp	Rushing	No	Yds	Avg	Long	TD
Rushing	100	96	Lacy	187	758	4.1	29	3
Passing	173	183	A.Rodgers	58	344	5.9	18	1
Penalty	44	21	Cobb	13	50	3.8	12	0
Third Downs	70/208	79/220	Kuhn	9	28	3.1	5t	2
Efficiency	33.7	35.9	*Crockett	9	21	2.3	10	0
Fourth Downs	11/21	10/21	*Harris	4	19	4.8	16	0
Efficiency	52.4	47.6	*Montgomery	3	14	4.7	9	0
Possession Avg.	30:08	29:52	R.Rodgers	1	11	11.0	11	0
Total Net Yards	5353	5547	Masthay	1	7	7.0	7	0
Avg. Per Game	334.6	346.7	Tolzien	3	-3	-1.0	0	0
Total Plays	1056	1014	Packers	436	1850	4.2	65t	8
Avg. Per Play	5.1	5.5	Opponents	420	1905	4.5	55	13

Net Yards Rushing	GB	Opp	NFC North	W	L	T	Pct	Pts	OP
Avg. Per Game	115.6	119.1	Minnesota	11	5	0	.688	365	302
Total Rushes	436	420	Green Bay	.10	6	0	.625	368	323
Net Yards Passing	3503	3642	Detroit	7	9	0	.438	358	400
Avg. Per Game	218.9	227.6	Chicago	6	10	0	.375	335	397
Sacked/Yards Lost	47/322	43/256	Receiving						
Gross Yards	3825	3898	Cobb	79	829	10.5	53t	6	8
Att./Completions	573/348	551/321	R.Rodgers	58	510	8.8	61t	8	6
Completion Pct.	60.7	58.3	J.Jones	50	890	17.8	65t	8	8
Had Intercepted	8	16	Adams	50	483	9.7	40	1	3
Punts/Average	81/43.9	82/43.4	Starks	43	392	9.1	30	3	3
Net Punting Avg.	81/40.3	82/40.2	Lacy	20	188	9.4	28t	2	2
Penalties/Yards	105/906	120/1107	*Montgomery	15	136	9.1	31t	2	2
Fumbles/Ball Lost	24/9	19/6	Perillo	11	102	9.3	24	1	1
Touchdowns	42	36	Abbrederis	9	111	12.3	32	0	0
Rushing	8	13	Kuhn	6	56	9.3	19	0	0
Passing	31	20	Quarless	4	31	7.8	13	0	0
Returns	3	3	Janis	2	79	39.5	46	0	0

By Quarter	Q1	Q2	Q3	Q4	OT	Pts
Packers	106	56	86	120	0	368
Opponents	45	121	106	51	0	323

Primary Starters

WR	R.Cobb	DT	M.Daniels
LT	D.Bakhtiari	NT	B.Raji
LG	J.Sitton	LOLB	M.Neal
C	C.Linsley	BLB	N.Palmer
RG	T.Lang	MLB	C.Matthews
RT	B.Bulaga	ROLB	J.Peppers
TE	R.Rodgers	LCB	*D.Randall
WR	J.Jones	RCB	S.Shields
	D.Adams	CS	C.Hayward
QB	A.Rodgers	SB	M.Burnett
RB	E.Lacy	FS	H.Clinton-Dix
FB	J.Kuhn		

Scoring	TD	Ru	Pa	Rt	PAT	FG	S	Pts
Crosby	0	0	0	0	36/36	24/28	0	108
J.Jones	8	0	8	0	0	0	0	52
R.Rodgers	8	0	8	0	0	0	0	50
Cobb	7	0	6	1	0	0	0	42
Lacy	5	3	2	0	0	0	0	30
Starks	5	2	3	0	0	0	0	30
Kuhn	2	2	0	0	0	0	0	12
*Montgomery	2	0	0	0	0	0	0	12
Adams	1	0	1	0	0	0	0	8
Perillo	1	0	1	0	0	0	0	6
*Randall	1	0	0	1	0	0	0	6
A.Rodgers	1	1	0	0	0	0	0	6
*Rollins	1	0	0	1	0	0	0	6
Packers	42	8	31	3	36/36	24/28	0	328
Opponents	36	13	20	3	31/34	24/28	1	368

2-Pt Conversions: J.Jones 2, Adams, R.Rodgers, Packers 4-6, Opponents 1-2

Field Goals 1-19 20-29 30-39 40-49 50+

Crosby.....1/1 7/7 4/4 8/11 4/5

Packers.....1/1 7/7 4/4 8/11 4/5

Opponents...1/1 6/6 7/7 5/6 5/8

Crosby: (37G)(54G,18G,44G,21G)(44G)(44N,31G)(35G)(23G,20G)(56G)(44G,52N)(42G,47G,40G,42G,52G)(22G,50G)(41N)(24G,21G,33G,49B)(28G,43G)

Opponents: (28G,50G,44G)(54G)(33G)(42G,50B,53N,63N)(36G,32G)(50G,24G)(20G,49G,43N,22G)(49G,51G)(21G)(51G,34G,42G)(23G,30G)(19G)(39G,32G)

Interceptions	No	Yds	Avg	Long	TD
*Randall	3	47	15.7	43t	1
Hyde	3	36	12.0	34	0
Shields	3	15	5.0	15	0
*Rollins	2	48	24.0	45t	1
Clinton-Dix	2	2	1.0	2	0
Matthews	1	42	42.0	42	0
Daniels	1	6	6.0	6	0
Elliott	1	2	2.0	2	0
Packers	16	198	12.4	45t	2
Opponents	8	55	6.9	29	0

Punting	No	Yds	Avg	TB	In	Lg	B
Masthay	81	3557	43.9	6	18	62	0
Packers	81	3557	43.9	6	18	62	0
Opponents	82	3560	43.4	5	30	61	0

Punt Returns	Ret	FC	Yds	Avg	Long	TD
Hyde	27	18	157	5.8	16	0
Cobb	4	4	10	2.5	10	0
Abbrederis	0	1	0	--	--	0
Packers	31	23	167	5.4	16	0
Opponents	.41	14	174	4.2	23	0

Kickoff Returns	No	Yds	Avg	Long	TD
Janis	14	406	29.0	70	0
Hyde	8	187	23.4	30	0
*Montgomery	7	218	31.1	46	0
Abbrederis	2	52	26.0	30	0
Kuhn	2	9	4.5	9	0
D.Jones	1	9	9.0	9	0
*Ripkowski	1	0	0.0	0	0
Tretter	1	0	0.0	0	0
Packers	36	881	24.5	70	0
Opponents	37	988	26.7	104	0

Sacks: Peppers 10.5, Matthews 6.5, Daniels 4, Neal 4, Perry 3.5, Clinton-Dix 3, Elliott 3, D.Jones 3, Hyde 1, Palmer 1, Pannel 1, Rollins 1, Thomas 1, Raji 0.5, Packers 43, Opponents 47

* — rookie

Passing	Att	Cmp	Yds	Cmp%	Yds/Att	TD	Int	Int%	LG	Sck	Yds	Rtg
A.Rodgers	572	347	3821	60.7	6.68	31	5.4	8	1.4	65t	46/314	92.7
Tolzien	1	1	4	100.0	4.00	0	0.0	0	0.0	4	1/8	83.3
Packers	573	348	3825	60.7	6.68	31	5.4	8	1.4	65t	47/322	92.7
Opponents	.551	321	3898	58.3	7.07	20	3.6	16	2.9	68	43/256	80.1

10-6-0, .625, FIRST, NFC NORTH **2016**

Head Coach:	Mike McCarthy	GB	Opp	Attend	Site	Starting QB	Temp
S 11	@ Jacksonville Jaguars	W 27	23	63,179	EBF	A.Rodgers	90
S 18	@ Minnesota Vikings	L 14	17	66,813	USS	A.Rodgers	dome
S 25	Detroit Lions	W 34	27	78,411	LF	A.Rodgers	72
O 9	New York Giants	W 23	16	78,401	LF	A.Rodgers	49
O 16	Dallas Cowboys	L 16	30	78,481	LF	A.Rodgers	69
O 20	Chicago Bears	W 26	10	78,217	LF	A.Rodgers	47
O 30	@ Atlanta Falcons	L 32	33	70,165	GD	A.Rodgers	dome
N 6	Indianapolis Colts	L 26	31	78,437	LF	A.Rodgers	68
N 13	@ Tennessee Titans	L 25	47	69,116	NS	A.Rodgers	56
N 20	@ Washington Redskins	L 24	42	77,137	FxF	A.Rodgers	38
N 28	@ Philadelphia Eagles	W 27	13	69,596	LFF	A.Rodgers	47
D 4	Houston Texans	W 21	13	77,867	LF	A.Rodgers	32
D 11	Seattle Seahawks	W 38	10	78,057	LF	A.Rodgers	26
D 18	@ Chicago Bears	W 30	27	61,137	SF	A.Rodgers	11
D 24	Minnesota Vikings	W 38	25	77,856	LF	A.Rodgers	37
J 1	@ Detroit Lions	W 31	24	66,345	FdF	A.Rodgers	dome
			432	388	1,169,018		

Home: 6-2 (625,530) Away: 4-4 (543,488)

NFC Wild Card Playoff

J 8	New York Giants	W 38	13	77,549	LF	A.Rodgers	14
-----	-----------------	------	----	--------	----	-----------	----

NFC Divisional Playoff

J 15	@ Dallas Cowboys	W 34	31	93,396	ATS	A.Rodgers	dome
------	------------------	------	----	--------	-----	-----------	------

NFC Championship

J 22	@ Atlanta Falcons	L 21	44	71,127	GD	A.Rodgers	dome
------	-------------------	------	----	--------	----	-----------	------

	GB	Opp	Rushing	No	Yds	Avg	Long	TD
Total First Downs	349	329	Montgomery	77	457	5.9	61	3
Rushing	91	80	A.Rodgers	67	369	5.5	23	4
Passing	222	227	Lacy	71	360	5.1	31	0
Penalty	36	22	Ripkowski	34	150	4.4	15	2
Third Downs	98/210	82/199	Starks	63	145	2.3	11	0
Efficiency	46.7	41.2	Michael	31	114	3.7	42t	1
Fourth Downs	7/17	12/18	Janis	2	38	19.0	19t	1
Efficiency	41.2	66.7	Cobb	10	33	3.3	14	0
Possession Avg.	31:14	28:46	*Jackson	10	32	3.2	7	0
Total Net Yards	5900	5823	K.Davis	5	5	1.0	4	0
Avg. Per Game	368.8	363.9	*Kerridge	1	0	0.0	0	0
Total Plays	1029	987	Hundley	3	-2	-0.7	0	0
Avg. Per Play	5.7	5.9	Packers	374	1701	4.5	61	11
Net Yards Rushing	1701	1515	Opponents	376	1515	4.0	75t	11
Avg. Per Game	106.3	94.7						
Total Rushes	374	376						
Net Yards Passing	4199	4308						
Avg. Per Game	262.4	269.3						
Sacked/Yards Lost	35/246	40/295						
Gross Yards	4445	4603						
Att./Completions	620/403	571/370						
Completion Pct.	65.0	64.8						
Had Intercepted	8	17						
Punts/Average	56/43.2	59/42.8						
Net Punting Avg.	39.1	38.5						
Penalties/Yards	100/827	109/964						
Fumbles/Ball Lost	21/9	13/8						
Touchdowns	51	45						
Rushing	11	11						
Passing	40	32						
Returns	0	2						

	GB	Opp	Rushing	No	Yds	Avg	Long	TD
By Quarter	Q1	Q2	Q3	Q4	OT	Pts		
Packers	93	145	59	135	0	432		
Opponents	82	122	62	122	0	388		

	GB	Opp	Rushing	No	Yds	Avg	Long	TD
Green Bay	10	6	0	.625	432	388		
Detroit	9	7	0	.563	346	358		
Minnesota	8	8	0	.500	327	307		
Chicago	3	13	0	.188	279	399		

	GB	Opp	Rushing	No	Yds	Avg	Long	TD
Receiving	No	Yds	Avg	Long	TD			
Nelson	97	1257	13.0	60	14			
Adams	75	997	13.3	66t	12			
Cobb	60	610	10.2	47	4			
Montgomery	44	348	7.9	24	0			
Cook	30	377	12.6	47	1			
R.Rodgers	30	271	9.0	22	2			
Starks	19	134	7.1	31t	2			
*Allison	12	202	16.8	39	2			
Janis	11	93	8.5	25	1			
Ripkowski	9	46	5.1	9	1			
Perillo	4	35	8.8	13	0			
Lacy	4	28	7.0	17	0			
*T.Davis	3	24	8.0	9t	1			
Michael	2	11	5.5	10	0			
K.Davis	2	4	2.0	10	0			
Abbrederis	1	8	8.0	8	0			
Packers	403	4445	11.0	66t	40			
Opponents	370	4603	12.4	73t	32			

Sacks: Perry 11, Peppers 7.5, Matthews 5, Daniels 4, Burnett 3, *Fackrell 2, *Lowry 2, Elliott 1, Hyde 1, Jones 1, *Martinez 1, Clinton-Dix 0.5, Packers 40, Opponents 35

	GB	Opp	Rushing	No	Yds	Avg	Long	TD				
Passing	Att	Cmp	Yds	Cmp%	Yds/Att	TD	TD%	Int	Int%	LG	Sck/Yds	Rtg
A.Rodgers	610	401	4428	65.7	7.26	40	6.6	7	1.1	66t	35/246	104.2
Hundley	10	2	17	20.0	1.70	0	0.0	1	10.0	9	0/0	0.0
Packers	620	403	4445	65.0	7.17	40	6.5	8	1.3	66t	35/246	102.3
Opponents	571	370	4603	64.8	8.06	32	5.6	17	3.0	73t	40/295	95.9

Scoring	TD	Ru	Pa	Pt	PAT	FG	S	Pts
Crosby	0	0	0	0	44/47	26/30	0	122
Nelson	14	0	14	0	0	0	0	84
Adams	12	0	12	0	0	0	0	74
A.Rodgers	4	4	0	0	0	0	0	26
Cobb	4	0	4	0	0	0	0	24
Montgomery	3	3	0	0	0	0	0	18
Ripkowski	3	2	1	0	0	0	0	18
*Allison	2	0	2	0	0	0	0	12
Janis	2	1	1	0	0	0	0	12
R.Rodgers	2	0	2	0	0	0	0	12
Starks	2	0	2	0	0	0	0	12
Cook	1	0	1	0	0	0	0	6
*T.Davis	1	0	1	0	0	0	0	6
Michael	1	1	0	0	0	0	0	6
Packers	51	11	40	0	44/47	26/30	0	432
Opponents	45	11	32	2	37/40	27/29	0	388

Field Goals	1-19	20-29	30-39	40-49	50+
Crosby	1/1	6/6	13/15	5/6	1/2
Packers	1/1	6/6	13/15	5/6	1/2
Opponents	0/0	9/9	6/7	7/8	5/5

Crosby	(25G,20G)	(1)	(36G,46G)	(44G,33G,25G)	(37G,43G,34G)	(32G,40G,31B)	(29G)	(34G,48N,27G)	(29G,38G)	(36G,36N)	(33G,32G)	(51N,38G)	(34G,18G,32G)	(48G)	(53G)
Opponents:	(26G,39G,50G)	(46G)	(42G,43N,50G)	(47G,41G,30G)	(44G,22G,32G)	(39G)	(36G,40G)	(28G)	(51G,23G)	(37G)	(48G,50G)	(28G)	(26G,22G)	(22G,26G)	(39N,54G)

Interceptions	No	Yds	Avg	Long	TD
Clinton-Dix	5	75	15.0	27	0
Randall	3	91	30.3	44	0
Hyde	3	11	3.7	11	0
Burnett	2	19	9.5	19	0
Thomas	1	9	9.0	9	0
*Martinez	1	4	4.0	4	0
Perry	1	0	0.0	0	0
Rollins	1	0	0.0	0	0
Packers	17	209	12.3	44	0
Opponents	8	85	10.6	33	0

Punting	No	Yds	Avg	TD	Int	LG	B
Schum	56	2420	43.2	4	19	65	0
Packers	56	2420	43.2	4	19	65	0
Opponents	59	2525	42.8	1	24	67	0

Punt Returns	Ret	FC	Yds	Avg	Long	TD
Hyde	11	6	64	5.8	19	0
*T.Davis	9	11	115	12.8	55	0
Cobb	4	4	54	13.5	23	0
*Evans	1	0	0	0.0	0	0
Randall	1	0	2	2.0	2	0
Packers	26	21	235	9.0	55	0
Opponents	16	18	151	9.4	20	0

Kickoff Returns	No	Yds	Avg	Long	TD
Montgomery	18	366	20.3	40	0
Janis	6	119	19.8	28	0
*T.Davis	3	64	21.3	26	0
Michael	3	64	21.3	30	0
K.Davis	1	18	18.0	18	0
R.Rodgers	1	0	0.0	0	0
Packers	32	631	19.7	40	0
Opponents	41	1080	26.3	99t	1

* - rookie

Primary Starters

Head Coach: Mike McCarthy

S	GB	Opp	Attend	Site	Starting QB	Temp	
S 10	Seattle Seahawks	W 17	9	78,381	LF	A.Rodgers	71
S 17	@ Atlanta Falcons	L 23	34	70,826	MBS	A.Rodgers	78
S 24	Cincinnati Bengals	+W 27	24	78,323	LF	A.Rodgers	89
S 28	Chicago Bears	W 35	14	78,362	LF	A.Rodgers	65
O 8	@ Dallas Cowboys	W 35	31	93,329	ATS	A.Rodgers	dome
O 15	@ Minnesota Vikings	L 10	23	66,848	USS	A.Rodgers	dome
O 22	New Orleans Saints	L 17	26	78,380	LF	B.Hundley	52
N 6	Detroit Lions	L 17	30	77,575	LF	B.Hundley	35
N 12	@ Chicago Bears	W 23	16	61,285	SF	B.Hundley	39
N 19	Baltimore Ravens	L 0	23	77,945	LF	B.Hundley	28
N 26	@ Pittsburgh Steelers	L 28	31	62,147	HF	B.Hundley	38
D 3	Tampa Bay Buccaneers	+W 26	20	77,684	LF	B.Hundley	42
D 10	@ Cleveland Browns	+W 27	21	67,431	FES	B.Hundley	29
D 17	@ Carolina Panthers	L 24	31	74,447	BAS	A.Rodgers	51
D 23	Minnesota Vikings	L 0	16	78,092	LF	B.Hundley	10
D 31	@ Detroit Lions	L 11	35	62,501	FdF	B.Hundley	dome
				320	384	1,183,556	
Home: 4-4 (624,742)		Away: 3-5 (558,814)		+ — overtime			

	GB	Opp	Rushing	No	Yds	Avg	Long	TD
Total First Downs	307	331	*Williams	153	556	3.6	25	4
Rushing	99	95	*A.Jones	81	448	5.5	46	4
Passing	176	211	Montgomery	71	273	3.8	37	3
Penalty	32	25	Hundley	36	270	7.5	24	2
Third Downs	83/211	89/208	A.Rodgers	24	126	5.3	18	0
Efficiency	39.3	42.8	Cobb	9	17	1.9	10	0
Fourth Downs	15/28	8/10	Davis	2	13	6.5	9	0
Efficiency	53.6	80.0	Ripkowski	5	13	2.6	4	0
Possession Avg.	28:47	31:13	Whitehead	1	7	7.0	7	0
Total Net Yards	4891	5582	*Mays	4	1	0.3	2	0
Avg. Per Game	305.7	348.9	Packers	386	1724	4.5	46	13
Total Plays	999	1014	Opponents	464	1793	3.9	37	10
Avg. Per Play	4.9	5.5						
Net Yards Rushing	1724	1793						
Avg. Per Game	107.8	112.1						
Total Rushes	386	464						
Net Yards Passing	3167	3789						
Avg. Per Game	197.9	236.8						
Sacked/Yards Lost	51/365	37/252						
Gross Yards	3532	4041						
Att./Completions	562/352	513/348						
Completion Pct.	62.6	67.8						
Had Intercepted	18	11						
Punts/Average	71/44.4	67/43.0						
Net Punting Avg.	41.6	38.1						
Penalties/Yards	96/789	94/832						
Fumbles/Ball Lost	14/7	20/11						
Touchdowns	40	42						
Rushing	13	10						
Passing	25	30						
Returns	2	2						

	Q1	Q2	Q3	Q4	OT	Pts
By Quarter						
Packers	78	61	47	119	15	320
Opponents	71	130	73	110	0	384

NFC North	W	L	T	Pct	Pts	OP
Minnesota	13	3	0	.813	382	252
Detroit	9	7	0	.563	410	376
Green Bay	7	9	0	.438	320	384
Chicago	5	11	0	.313	264	320

Receiving	No	Yds	Avg	Long	TD
D.Adams	74	885	12.0	55	10
Cobb	66	653	9.9	46	4
Nelson	53	482	9.1	58	6
*Williams	25	262	10.5	54	2
Bennett	24	233	9.7	33	0
Allison	23	253	11.0	72	0
Montgomery	23	173	7.5	23	1
Kendricks	18	203	11.3	51	1
R.Rodgers	12	160	13.3	36	1
*A.Jones	9	22	2.4	9	0
Ripkowski	7	39	5.6	12	0
Davis	5	70	14.0	29	0
*M.Clark	4	41	10.3	19	0
*Mays	3	0	0.0	1	0
*Byrd	2	31	15.5	29	0
Janis	2	12	6.0	12	0
Hundley	1	10	10.0	10	0
Kerridge	1	3	3.0	3	0
Packers	352	3532	10.0	72	25
Opponents	348	4041	11.6	71	30

Sacks: Matthews 7.5, Perry 7, Daniels 5, K.Clark 4.5, Fackrell 3, *J.Jones 2, Lowry 2, Brooks 1.5, Gilbert 1, House 1, Martinez 1, Ryan 1, J.Thomas 0.5, Packers 37, Opponents 51

— * rookie

Scoring	TD	Ru	Pa	Pat	FG	S	PTS
Crosby	0	0	0	0/33/35	15/19	0	78
D.Adams	10	0	10	0	0	0	60
Nelson	6	0	6	0	0	0	36
*Williams	6	4	2	0	0	0	36
Cobb	4	0	4	0	0	0	26
*A.Jones	4	4	0	0	0	0	24
Montgomery	4	3	1	0	0	0	24
Hundley	2	2	0	0	0	0	12
Kendricks	1	0	1	0	0	0	6
Lowry	1	0	0	1	0	0	6
Randall	1	0	0	1	0	0	6
R.Rodgers	1	0	1	0	0	0	6
Packers	40	13	25	2/33/35	15/19	0	320
Opponents	42	10	30	38/40	30/33	0	384

2-Pt Conversions: Cobb, Packers 1-3, Opponents 2-2

Field Goals	1-19	20-29	30-39	40-49	50+
Crosby	0/0	8/8	2/4	4/4	1/3
Packers	0/0	8/8	2/4	4/4	1/3
Opponents	1/1	6/6	10/10	9/11	4/5

Crosby: (40G)(28G)(28G,27G)(22G)(26G)(59N,46G)(38B,35G)(40G,24G,50G,35N)(57N)(37G,22G)(28G)(41G)

Opponents: (33G,21G,41G)(51G,53G)(48N,46G)(47N)(43G)(36G,34G,53G)(28G,44G)(55N,44G,19G,31G)(45G,44G,49G)(32G,39G,23G)(53G)(36G,30G)(33G)(49G,20G,27G)(28G,30G)

Interceptions	No	Yds	Avg	Long	TD
Randall	4	35	8.8	21	1
Clinton-Dix	3	5	1.7	3	0
Brice	1	11	11.0	11	0
Martinez	1	3	3.0	3	0
House	1	0	0.0	0	0
*J.Jones	1	0	0.0	0	0
Packers	11	54	4.9	21	1
Opponents	18	195	10.8	75	1

Punting	No	Yds	Avg	TB	In	Lg	B
Vogel	71	3155	44.4	2	19	62	0
Packers	71	3155	44.4	2	19	62	0
Opponents	67	2884	43.0	2	35	59	0

Punt Returns	Ret	FC	Yds	Avg	Long	TD
Davis	24	22	289	12.0	65	0
Allison	1	0	0	0.0	0	0
*Brown	1	0	0	0.0	0	0
Whitehead	1	0	0	0.0	0	0
Packers	27	22	289	10.7	65	0
Opponents	29	24	164	5.7	28	0

Kickoff Returns	No	Yds	Avg	Long	TD
Davis	31	707	22.8	34	0
Janis	3	43	14.3	17	0
Fackrell	1	11	11.0	11	0
Packers	35	761	21.7	34	0
Opponents	30	665	22.2	43	0

Primary Starters

WR	J.Nelson	DT	M.Daniels
LT	D.Bakhtiari	NT	K.Clark
LG	L.Taylor	DE	D.Lowry
C	C.Linsley	OLB	C.Matthews
RG	J.Evans	ILB	J.Ryan
RT	B.Bulaga	ILB	B.Martinez
TE	L.Kendricks	ROLB	N.Perry
WR	R.Cobb	LCB	D.House
WR	D.Adams	RCB	D.Randall
QB	B.Hundley		*K.King
	A.Rodgers	SS	M.Burnett
RB	J.Williams	FS	H.Clinton-Dix

Head Coach:	Mike McCarthy #	GB	Opp	Attend	Site	Starting QB	Temp
S 9	Chicago Bears	W	24	23	78,282	LF	A.Rodgers 62
S 16	Minnesota Vikings	..T	29	29	78,461	LF	A.Rodgers 80
S 23	@ Washington Redskins	..L	17	31	59,827	FxF	A.Rodgers 62
S 30	Buffalo Bills	..W	22	0	78,312	LF	A.Rodgers 49
O 7	@ Detroit Lions	..L	23	31	63,405	FdF	A.Rodgers dome
O 15	San Francisco 49ers	..W	33	30	77,642	LF	A.Rodgers 37
O 28	@ Los Angeles Rams	..W	27	29	75,822	LAC	A.Rodgers 82
N 4	@ New England Patriots	..L	17	31	65,878	GS	A.Rodgers 40
N 11	Miami Dolphins	..W	31	12	78,076	LF	A.Rodgers 33
N 15	@ Seattle Seahawks	..L	24	27	69,007	CfF	A.Rodgers 54
N 25	@ Minnesota Vikings	..L	17	24	66,872	USS	A.Rodgers dome
D 2	Arizona Cardinals	..L	17	20	77,234	LF	A.Rodgers 34
D 9	Atlanta Falcons	..W	34	20	77,329	LF	A.Rodgers 25
D 16	@ Chicago Bears	..L	17	24	62,372	SF	A.Rodgers 45
D 23	@ New York Jets	..W	44	38	77,982	MLS	A.Rodgers 43
D 30	Detroit Lions	..L	0	31	77,341	LF	A.Rodgers 26
				376	400	1,163,842	
Home: 5-2-1 (622.677)		Away: 1-7 (541.165)				+ - overtime	
#— Joe Philbin served as interim head coach for last four games of season							

Home: 5-2-1 (622.677) Away: 1-7 (541.165) + - overtime
 #— Joe Philbin served as interim head coach for last four games of season

	GB	Opp				
Total First Downs	332	331				
Rushing	98	100				
Passing	208	199				
Penalty	26	32				
Third Downs	75/204	79/212				
Efficiency	36.8	37.3				
Fourth Downs	10/20	12/18				
Efficiency	50.0	66.7				
Possession Avg.	29:38	30:22				
Total Net Yards	5905	5670				
Avg. Per Game	369.1	354.4				
Total Plays	1026	1017				
Avg. Per Play	5.8	5.6				
Net Yards Rushing	1667	1918				
Avg. Per Game	104.2	119.9				
Total Rushes	333	446				
Net Yards Passing	4238	3752				
Avg. Per Game	264.9	234.5				
Sacked/Yards Lost	53/391	44/322				
Gross Yards	4629	4074				
Att./Completions	640/392	527/336				
Completion Pct.	61.3	63.8				
Had Intercepted	4	7				
Punts/Average	72/44.1	72/45.3				
Net Punting Avg.	38.8	41.9				
Penalties/Yards	108/937	97/792				
Fumbles/Ball Lost	22/11	18/8				
Touchdowns	41	47				
Rushing	14	15				
Passing	25	30				
Returns	2	2				
By Quarter Q1 Q2 Q3 Q4 OT Pts						
Packers	75	107	92	96	6	376
Opponents	104	131	61	104	0	400

	Rushing	No	Yds	Avg	Long	TD
A.Jones	133	728	5.5	67	8	3
J.Williams	121	464	3.8	20	3	0
Rodgers	43	269	6.3	23	2	2
Montgomery	26	105	4.0	16	1	0
Kizer	5	39	7.8	12	0	0
*Valdes-Scantling ..	2	29	14.5	21	0	0
*Greene	1	26	26.0	26	0	0
*St. Brown	1	5	5.0	5	0	0
Bibbs	1	2	2.0	2	0	0
Packers	333	1667	5.0	67	14	4
Opponents	446	1918	4.3	41	15	5

NFC North	W	L	T	Pct	Pts	OP
Chicago	12	4	0	.750	421	283
Minnesota	8	7	1	.531	360	341
Green Bay	6	9	1	.406	376	400
Detroit	6	10	0	.375	324	360

	Receiving	No	Yds	Avg	Long	TD
D.Adams	111	1386	12.5	57	13	8
Graham	55	636	11.6	54	2	2
*Valdes-Scantling ..	38	581	15.3	60	2	0
Cobb	38	383	10.1	75	2	0
J.Williams	27	210	7.8	26	0	0
A.Jones	26	206	7.9	24	1	0
*St. Brown	21	328	15.6	54	1	0
Allison	20	303	15.2	64	2	2
Kendricks	19	170	8.9	22	1	0
Montgomery	15	170	11.3	43	0	0
Kumerow	8	103	12.9	49	1	0
Tonyan	4	77	19.3	54	1	1
Lewis	3	39	13.0	30	0	0
Bibbs	3	13	4.3	5	0	0
*Moore	2	15	7.5	10	0	0
*Lazard	1	7	7.0	7	0	0
Vitale	1	2	2.0	2	0	0
Packers	392	4629	11.8	75	25	5
Opponents	336	4074	12.1	75	30	5

Sacks: Fackrell 10.5, Clark 6, Martinez 5, Matthews 3.5, Lowry 3, Gilbert 2.5, Daniels 2, M.Adams 1.5, Perry 1.5, Brice 1, Clinton-Dix 1, *Greene 1, J.Jones 1, Morrison 1, Whitehead 1, *Alexander 0.5, Packers 44, Opponents 53

Primary Starters			
WR	D.Adams	DE	D.Lowry
LT	D.Bakhtiari	NT	K.Clark
LG	L.Taylor	DE	M.Daniels
C	C.Linsley	OLB	C.Matthews
RG	B.Bell	ILB	B.Martinez
RT	B.Buluga	ILB	A.Morrison
TE	J.Graham	OLB	N.Perry
WR	R.Cobb		K.Fackrell
WR*	*M.Valdes-Scantling	CB	*J.Alexander
QB	A.Rodgers	CB	*J.Jackson
RB	A.Jones	S	K.Brice
	J.Williams	S	T.Williams

	Passing	Att	Cmp	Yds	Cmp%	Yds/Att	TD	TD%	Int	Int%	LG	Sck/Yds	Rtng
Rodgers	597	372	4442	62.3	7.44	25	4.2	2	0.3	75	49/353	97.6	
Kizer	42	20	187	47.6	4.45	0	0.0	2	4.8	29	4/38	40.4	
*Scott	1	0	0	0.0	0.00	0	0.0	0	0.0	---	0/0	39.6	
Packers	640	392	4629	61.3	7.23	25	3.9	4	0.6	75	53/391	93.7	
Opponents	527	336	4074	63.8	7.73	30	5.7	7	1.3	75	44/322	100.9	

* - rookie

Scoring	TD	Ru	Pa	Pt	PAT	FG	S	Pts
Crosby	0	0	0	0	34/36	30/37	0	124
D.Adams	13	0	13	0	0	0	0	80
A.Jones	9	8	1	0	0	0	0	54
J.Williams	3	3	0	0	0	0	0	20
Rodgers	2	2	0	0	0	0	0	14
Allison	2	2	0	0	0	0	0	12
Cobb	2	0	2	0	0	0	0	12
Graham	2	0	2	0	0	0	0	12
*Valdes-Scantling ..	2	0	2	0	0	0	0	12
Breeland	1	0	0	1	0	0	0	6
*J.Jackson	1	0	0	1	0	0	0	6
Kendricks	1	0	1	0	0	0	0	6
Kumerow	1	0	1	0	0	0	0	6
Montgomery	1	0	1	0	0	0	0	6
Tonyan	1	0	1	0	0	0	0	6
Packers	41	14	25	2	34/36	30/37	0	376
Opponents	47	15	30	2	43/44	23/31	1	400
2-Pt Conversions: D.Adams, Rodgers, J.Williams, Packers 3-4, Opponents 2-3								

Field Goals	1-19	20-29	30-39	40-49	50+
Crosby	0/0	4/4	10/11	11/15	5/7
Packers	0/0	4/4	10/11	11/15	5/7
Opponents	0/0	4/4	9/10	10/14	0/3
Crosby: (42G)(37G,40G,31G,48G,36G,52N)(41G)(52G,36G,52G)(41N,42N,38N,56N,41G)(29G,39G,51G,27G)(41G,53G)(29G)(38G)(47N,36G)(38G)(32G,49N)(50G,48G)(41G,43G,45G)(42G,29G,38G)(0)					
Opponents: (26G,33G,32G)(48N,49N,35N)(35G)(39G,55N)(46G,44G,43G)(43G,34G)(28G)(37G,25G,47G,40G)(39G,43G)(48N,56N,37G)(44G,44G)(53N)(24G)(45N,33G)(43G)					

	Interceptions	No	Yds	Avg	Long	TD
Clinton-Dix	3	25	8.3	24	0	0
Breeland	2	48	24.0	26	1	0
*Alexander	1	27	27.0	27	0	0
King	1	0	0.0	0	0	0
Packers	7	100	14.3	27	1	0
Opponents	4	51	12.8	27	1	1

	Punting	No	Yds	Avg	TB	In	Lg	B
*Scott	71	3176	44.7	9	19	67	1	1
Packers	72	3176	44.1	9	19	67	1	1
Opponents	72	3258	45.5	2	28	64	1	1

	Punt Returns	Ret	FC	Yds	Avg	Long	TD
T.Williams	12	10	83	6.9	23	0	0
Cobb	7	6	46	6.6	17	0	0
*Alexander	4	1	25	6.3	24	0	0
Davis	4	1	44	11.0	15	0	0
*J.Jackson	2	1	0	0.0	0	0	0
King	1	0	0	0.0	0	0	0
Packers	30	19	198	6.6	24	0	0
Opponents	20	27	206	10.3	44	0	0

	Kickoff Returns	No	Yds	Avg	Long	TD
Montgomery	10	210	21.0	27	0	0
Breeland	8	173	21.6	38	0	0
*Moore	4	102	25.5	37	0	0
J.Williams	4	95	23.8	30	0	0
Patrick	2	23	11.5	15	0	0
Davis	1	20	20.0	20	0	0
*Valdes-Scantling ..	1	21	21.0	21	0	0
Packers	30	644	21.5	38	0	0
Opponents	40	1022	25.6	99	1	1

COMMUNITY

ADMIN. & COACHES

VETERANS

DRAFT & FREE AGENTS

2020 REVIEW

2018

2019 13-3-0, .813, FIRST, NFC NORTH

COMMUNITY

ADMIN & COACHES

VETERANS

DRAFT & FREE AGENTS

2020 REVIEW

2019

LAMBEAU FIELD

MISC.

Head Coach:	Matt LaFleur	GB	Opp	Attend	Site	Starting QB	Temp
S 5	@ Chicago Bears	W	10	3	62,435	SF	A.Rodgers 65
S 15	Minnesota Vikings	W	21	16	78,416	LF	A.Rodgers 72
S 22	Denver Broncos	W	27	16	78,078	LF	A.Rodgers 69
S 26	Philadelphia Eagles	L	27	34	77,509	LF	A.Rodgers 60
O 6	@ Dallas Cowboys	W	34	24	93,024	ATS	A.Rodgers dome
O 14	Detroit Lions	W	23	22	76,947	LF	A.Rodgers 43
O 20	Oakland Raiders	W	42	24	78,160	LF	A.Rodgers 55
O 27	@ Kansas City Chiefs	W	31	24	73,558	ArS	A.Rodgers 54
N 3	@ Los Angeles Chargers	L	11	26	25,435	DSP	A.Rodgers 79
N 10	Carolina Panthers	W	24	16	78,090	LF	A.Rodgers 34
N 24	@ San Francisco 49ers	L	8	37	71,500	LS	A.Rodgers 63
D 1	@ New York Giants	W	31	13	75,950	MLS	A.Rodgers 32
D 8	Washington Redskins	W	20	15	77,296	FxF	A.Rodgers 37
D 15	Chicago Bears	W	21	13	78,656	SF	A.Rodgers 11
D 23	@ Minnesota Vikings	W	23	10	67,157	USS	A.Rodgers dome
D 29	@ Detroit Lions	W	23	20	62,840	FdF	A.Rodgers dome
			376	313	1,154,661		

Home: 7-1 (622,762) Away: 6-2 (531,899)
NFC Divisional Playoff
 J 12 Seattle Seahawks W 28 23 78,998 LF A.Rodgers 23
NFC Championship
 J 19 @ San Francisco 49ers L 20 37 72,211 LS A.Rodgers 58

	GB	Opp	Rushing	No	Yds	Avg	Long	TD				
Total First Downs	320	310	Jones	236	1084	4.6	56t	16				
Rushing	90	99	J.Williams	107	460	4.3	45	1				
Passing	190	191	Rodgers	46	183	4.0	17	1				
Penalty	40	20	Lazard	1	21	21.0	21	0				
Third Downs	73/203	75/197	Carson	6	14	2.3	7	0				
Efficiency	36.0	38.1	"D.Williams	5	11	2.2	5	0				
Fourth Downs	7/14	8/18	Ervin	1	10	10.0	10	0				
Efficiency	50.0	44.4	Valdes-Scantling	2	9	4.5	9	0				
Possession Avg.	31:28	28:33	Allison	1	7	7.0	7	0				
Total Net Yards	5528	5642	Vitale	1	3	3.0	3	0				
Avg. Per Game	345.5	352.6	Boyle	5	-7	-1.4	0	0				
Total Plays	1020	998	Packers	411	1795	4.4	56t	15				
Avg. Per Play	5.4	5.7	Opponents	411	1921	4.7	75t	15				
Net Yards Rushing	1795	1921	NFC North W L T Pct Pts OP									
Avg. Per Game	112.2	120.1	Green Bay	13	3	0	.813	376	313			
Total Rushes	411	411	Minnesota	10	6	0	.625	391	303			
Net Yards Passing	3733	3721	Chicago	8	8	0	.500	264	298			
Avg. Per Game	233.3	232.6	Detroit	3	12	1	.219	320	423			
Sacked/Yards Lost	36/284	41/295	Receiving No Yds Avg Long TD									
Gross Yards	4017	4016	D.Adams	83	997	12.0	58	5				
Att./Completions	573/356	546/326	Jones	49	474	9.7	67t	3				
Completion Pct.	62.1	59.7	J.Williams	39	253	6.5	17	5				
Had Intercepted	4	17	Graham	38	447	11.8	48	3				
Punts/Average	77/44.0	67/44.3	Lazard	35	477	13.6	43	3				
Net Punting Avg.	39.9	41.9	Allison	34	287	8.4	31	2				
Penalties/Yards	100/774	97/968	Valdes-Scantling	26	452	17.4	74t	2				
Fumbles/Ball Lost	15/9	19/8	Lewis	15	156	10.4	25	1				
Touchdowns	44	34	Kumerow	12	219	18.3	49	1				
Rushing	18	15	Tonyan	10	100	10.0	28	1				
Passing	26	19	Vitale	7	97	13.9	27	0				
Returns	0	0	Carson	4	18	4.5	8	0				
By Quarter		Q1 Q2 Q3 Q4 OT Pts	Ervin	2	11	5.5	6	0				
Packers	108	83	101	84	0	376	Davis	1	28	28.0	28	0
Opponents	56	116	64	77	0	313	*Shepherd	1	1	1.0	1	0
							Packers	356	4017	11.3	74t	26
							Opponents	326	4016	12.3	66	19

Primary Starters

WR	D.Adams	DE	D.Lowry
LT	D.Bakhtiari	NT	K.Clark
LG	*E.Jenkins	DE	T.Lancaster
C	C.Linsley	OLB	P.Smith
RG	B.Turner	ILB	B.Martinez
RT	B.Bulaga	ILB	B.Goodson
TE	J.Graham	OLB	Z.Smith
TE	M.Lewis	CB	J.Alexander
WR	M.Valdes-Scantling	CB	K.King
QB	A.Rodgers	S	A.Amos
RB	A.Jones	S	*D.Savage

Scoring	TD	Ru	Pa	Pat	PAT	FG	S	Pts
Jones	19	16	3	0				0 114
Crosby	0	0	0	0	40/41	22/24	0	0 106
J.Williams	6	1	5	0				0 36
D.Adams	5	0	5	0				0 32
Graham	3	0	3	0				0 18
Lazard	3	0	3	0				0 18
Allison	2	0	2	0				0 14
Valdes-Scantling	2	0	2	0				0 12
Rodgers	1	1	0	0				0 8
Kumerow	1	0	1	0				0 6
Lewis	1	0	1	0				0 6
Tonyan	1	0	1	0				0 6
Packers	44	18	26	0	40/41	22/24	0	376
Opponents	34	15	19	0	28/31	27/32	0	313

2-Pt Conversions: D.Adams, Allison, Rodgers, Packers 3-3, Opponents 0-3

Field Goals 1-19 20-29 30-39 40-49 50+
 Crosby 1/1 2/2 11/11 7/8 1/2
Packers 1/1 2/2 11/11 7/8 1/2
Opponents 0/0 9/9 6/7 7/9 5/7
Crosby: (39G)() (42G,41G,45M) (30G,31G) (20G,38G) (37G,48G,23G)() (35G) (54G) (47G)() (47G) (32G,33G)() (42G,33G,19G) (32G,51N,40G,33G)

Opponents: (38G) (47N,31G) (30G) (54N,36G,33N) (26G,22G,41G,51G,54G) (45G) (50N,28G) (29G,40G,34G,43G,44N) (50G) (29G,27G,48G) (27G,45G) (52G) (30G,27G) (23G) (42G,56G)

Interceptions	No	Yds	Avg	Long	TD
King	5	54	10.8	39	0
Alexander	2	37	18.5	37	0
*Savage	2	37	18.5	28	0
Amos	2	12	6.0	9	0
Tr.Williams	2	-4	-2.0	0	0
Martinez	1	22	22.0	22	0
Lowry	1	7	7.0	7	0
Sullivan	1	7	7.0	7	0
P.Smith	1	5	5.0	5	0
Packers	17	177	10.4	39	0
Opponents	4	87	21.8	55	0

Punting No Yds Avg TB In Lg B
 Scott 77 3386 44.0 4 29 66 0
Packers 77 3386 44.0 4 29 66 0
Opponents 67 2968 44.3 3 26 59 0

Punt Returns	Ret	FC	Yds	Avg	Long	TD
Ervin	11	10	106	9.6	18	0
T.Smith	4	3	0	0.0	3	0
Davis	3	7	1	0.3	1	0
*Shepherd	2	11	-9	-4.5	0	0
Packers	20	31	98	4.9	18	0
Opponents	26	25	233	9.0	32	0

Kickoff Returns	No	Yds	Avg	Long	TD
T.Smith	13	303	23.3	36	0
Ervin	6	160	26.7	45	0
*Shepherd	9	147	16.3	21	0
Sullivan	3	48	16.0	19	0
J.Williams	1	9	9.0	9	0
Packers	32	667	20.8	45	0
Opponents	29	702	24.2	67	0

Sacks: Z.Smith 13.5, P.Smith 12, Clark 6, Martinez 3, *Gary 2, Lancaster 1.5, Amos 1, Fackrell 1, King 1, Packers 41, Opponents 36

* - rookie

Passing	Att	Cmp	Yds	Cmp%	Yds/Att	TD%	Int	Int%	Lg	Sck/Yds	Rtg	
Rodgers	569	353	4002	62.0	7.03	26	4.6	4	0.7	74t	36/284	95.4
Boyle	4	3	15	75.0	3.75	0	0.0	0	0.0	7	0/0	80.2
Packers	573	356	4017	62.1	7.01	26	4.5	4	0.7	74t	36/284	95.3
Opponents	546	326	4016	59.7	7.36	19	3.5	17	3.1	66	41/295	81.1

13-3-0, .813, FIRST, NFC NORTH 2020

Head Coach:	Matt LaFleur	GB	Opp	Attend	Site	Starting QB	Temp
S 13	@ Minnesota Vikings	W	43 34	0	USS	A.Rodgers	dome
S 20	Detroit Lions	W	42 21	0	LF	A.Rodgers	66
S 27	@ New Orleans Saints	W	37 30	748	MBD	A.Rodgers	dome
O 5	Atlanta Falcons	W	30 16	0	LF	A.Rodgers	53
O 18	@ Tampa Bay Buccaneers	L	10 38	15,540	RJS	A.Rodgers	88
O 25	@ Houston Texans	W	35 20	12,618	NRG	A.Rodgers	dome
N 1	Minnesota Vikings	L	22 28	0	LF	A.Rodgers	34
N 5	@ San Francisco 49ers	W	34 17	0	LS	A.Rodgers	78
N 15	Jacksonville Jaguars	W	24 20	0	LF	A.Rodgers	38
N 22	@ Indianapolis Colts	L	31 34	12,495	LOS	A.Rodgers	dome
N 29	Chicago Bears	W	41 25	0	LF	A.Rodgers	37
D 6	Philadelphia Eagles	W	30 16	0	LF	A.Rodgers	34
D 13	@ Detroit Lions	W	31 24	0	FdF	A.Rodgers	dome
D 19	Carolina Panthers	W	24 16	0	LF	A.Rodgers	33
D 27	Tennessee Titans	W	40 14	0	LF	A.Rodgers	28
J 3	@ Chicago Bears	W	35 16	0	SF	A.Rodgers	32
			509 369	41,401			

Home: 7-1 (0) **Away:** 6-2 (41,401) + - overtime

NFC Divisional Playoff
 J 16 Los Angeles Rams W 32 18 7,439 LF A.Rodgers 35

NFC Championship
 J 24 Tampa Bay Buccaneers L 26 31 7,772 LF A.Rodgers 29

	GB	Opp	Rushing	No	Yds	Avg	Long	TD							
Total First Downs	358	332	Jones	201	1104	5.5	77	9							
Rushing	114	119	J.Williams	119	505	4.2	25	2							
Passing	216	184	*Dillon	46	242	5.3	30t	2							
Penalty	28	29	Rodgers	38	149	3.9	14	3							
Third Downs	89/180	73/185	Ervin	13	67	5.2	21	0							
Efficiency	49.4	39.5	Lazard	2	17	8.5	19	0							
Fourth Downs	13/21	14/24	Valdes-Scantling	4	13	3.3	9	0							
Efficiency	61.9	58.3	M.Taylor	1	9	9.0	9	0							
Possession Avg.	32:29	27:31	D.Williams	2	8	4.0	5	0							
Total Net Yards	6224	5344	St. Brown	1	7	7.0	7	0							
Avg. Per Game	389.0	334.0	Lovett	3	6	2.0	4	0							
Total Plays	990	974	Boyle	13	-9	-0.7	0	0							
Avg. Per Play	6.3	5.5	Packers	443	2118	4.8	77t	16							
Net Yards Rushing	2118	1805	Opponents	397	1805	4.5	57	16							
Avg. Per Game	132.4	112.8	NFC North					W	L	T	Pct	Pts	OP		
Total Rushes	443	397	Green Bay					.13	3	0	.813	509	369		
Net Yards Passing	4106	3539	Chicago					.8	8	0	.500	372	370		
Avg. Per Game	256.6	221.2	Minnesota					.7	9	0	.438	430	475		
Sacked/Yards Lost	21/193	41/254	Detroit					.5	11	0	.313	333	519		
Gross Yards	4299	3793													
Att./Completions	526/372	536/346	Receiving												
Completion Pct.	70.7	64.6	D.Adams	115	1374	11.9	56t	18							
Had Intercepted	5	11	Tonyan	52	586	11.3	45	11							
Punts/Average	47/44.5	56/44.8	Jones	47	355	7.6	30	2							
Net Punting Avg.	37.0	42.0	Valdes-Scantling	33	690	20.9	78t	6							
Penalties/Yards	84/684	79/734	Lazard	33	451	13.7	72	3							
Fumbles/Ball Lost	11/16	15/7	J.Williams	31	236	7.6	29	1							
Touchdowns	66	42	Stemberger	12	114	9.5	27	1							
Rushing	16	16	Ervin	11	84	7.6	24	0							
Passing	48	23	Lewis	10	107	10.7	36	3							
Returns	2	3	St. Brown	7	117	16.7	24	1							

By Quarter	Q1	Q2	Q3	Q4	OT	Pts
Packers	80	219	103	107	0	509
Opponents	71	92	82	121	3	369

Primary Starters

WR	D.Adams	DE	D.Lowry
LT	D.Bakhtiari	NT	K.Clark
LG	E.Jenkins	DE	K.Keke
C	C.Linsley	OLB	P.Smith
RG	L.Patrick	ILB	C.Kirksey
RT	B.Turner	ILB	*K.Barnes
TE	M.Lewis	OLB	Z.Smith
WR	M.Valdes-Scantling	CB	J.Alexander
WR	A.Lazard	CB	K.King
QB	A.Rodgers	S	A.Amos
RB	A.Jones	S	D.Savage

Scoring	TD	Ru	Pa	Pat	PAT	FG	S	Pts
D.Adams	18	0	18	0				0 108
Crosby	0	0	0	59/63	16/16			0 107
Jones	11	9	2	0				0 66
Tonyan	11	0	11	0				0 66
Valdes-Scantling	6	0	6	0				0 36
J.Williams	3	2	1	0				0 22
Lazard	3	0	3	0				0 18
Lewis	3	0	3	0				0 18
Rodgers	3	3	0	0				0 18
*Dillon	2	2	0	0				0 12
*Datney	1	0	1	0				0 6
P.Smith	1	0	0	1				0 6
St. Brown	1	0	1	0				0 6
Stemberger	1	0	1	0				0 6
Sullivan	1	0	0	1				0 6
M.Taylor	1	0	1	0				0 6
Alexander	0	0	0	0				1 2
Packers	66	16	48	2	59/63	16/16	1	509
Opponents	42	16	23	3	35/37	24/27	0	369
2-Pt Conversions: J.Williams 2, Packers 2-3, Opponents 5-5								

Field Goals 1-19 20-29 30-39 40-49 50+
 Crosby 1/1 1/1 5/5 5/5 4/4
Packers 1/1 1/1 5/5 5/5 4/4
Opponents 0/0 7/7 12/12 2/3 3/5
Crosby: (31G, 43G)(43G, 35G)(52G, 33G, 49G)(48G)(39G)(19G, 53G)(39G)(26G)(40G)(57G)(51G)(1)
Opponents: (35G)(57WR)(45G, 35G, 34G)(23G)(50G)(41WL, 38G, 29G)(42G)(52G, 31G)(50CR, 37G, 32G, 43G, 39G)(27G)(52G)(32G)(36G, 22G, 33G)(30G, 27G, 20G)

Interceptions	No	Yds	Avg	Long	TD
Savage	4	13	3.3	9	0
Amos	2	47	23.5	24	0
Kirksey	2	18	9.0	10	0
Greene	1	17	17.0	17	0
Sullivan	1	7	7.0	7t	1
Alexander	1	-4	-4.0	-4	0
Packers	11	98	8.9	24	1
Opponents	5	73	14.6	37	1

Punting	No	Yds	Avg	TB	In	Lg	B
J.Scott	46	2092	45.5	3	15	62	1
Packers	47	2092	44.5	3	15	62	1
Opponents	56	2506	44.8	5	21	67	0

Punt Returns	Ret	FC	Yds	Avg	Long	TD
Ervin	5	7	20	4.0	11	0
Austin	3	3	14	4.7	7	0
Jackson	2	0	13	6.5	7	0
Shepherd	1	8	6	6.0	6	0
Sullivan	0	1	0	0.0	0	0
Packers	11	19	53	4.8	11	0
Opponents	17	10	291	17.1	91t	2

Kickoff Returns	No	Yds	Avg	Long	TD
Shepherd	11	227	20.6	30	0
Ervin	10	196	19.6	34	0
M.Taylor	9	167	18.6	24	0
Lovett	1	5	5.0	5	0
Stemberger	1	8	8.0	8	0
J.Williams	1	20	20.0	20	0
Packers	33	623	18.9	34	0
Opponents	45	1088	24.2	71	0

Sacks: Z.Smith 12.5, Gary 5, Keke 4, P.Smith 4, Lowry 3, Amos 2, Clark 2, Kirksey 2, Greene 1.5, Alexander 1, Barnes 1, Martin 1, Savage 1, V.Scott 1, Packers 41, Opponents 21

* - rookie

Passing	Att	Cmp	Yds	Cmp%	Yds/Att	TD	TD%	Int	Int%	LG	Sck/Yds	Rtg
Rodgers	526	372	4299	70.7	8.2	48	9.1	5	1.0	78t	20/182	121.5
Boyle	0	0	---	---	---	0	---	0	---	---	1/11	---
Packers	526	372	4299	70.7	8.2	48	9.1	5	1.0	78t	21/193	121.5
Opponents	536	346	3793	64.6	7.1	23	4.3	11	2.1	53	41/254	91.1

COMMUNITY ADMIN. & COACHES VETERANS DRAFT & FREE AGENTS REVIEW 2020 LAMBEAU FIELD MISC.

OVERALL

HOME

GREEN BAY

MILWAUKEE

AWAY

Year	W	L	T	Pct	Year	W	L	T	Pct	Year	W	L	T	Pct	Year	W	L	T	Pct	Year	W	L	T	Pct
1921	3	2	1	.600	1921	3	1	0	.750	1921	3	1	0	.750	1921	-	-	-	-	1921	0	1	1	.000
1922	4	3	3	.571	1922	3	1	1	.750	1922	3	1	1	.750	1922	-	-	-	-	1922	*	1	2	.333
1923	7	2	1	.778	1923	4	2	1	.667	1923	4	2	1	.667	1923	-	-	-	-	1923	3	0	0	1.000
1924	7	4	0	.636	1924	5	0	0	1.000	1924	5	0	0	1.000	1924	-	-	-	-	1924	2	4	0	.333
1925	8	5	0	.615	1925	6	0	0	1.000	1925	6	0	0	1.000	1925	-	-	-	-	1925	2	5	0	.286
1926	7	3	3	.700	1926	4	1	2	.800	1926	4	1	2	.800	1926	-	-	-	-	1926	3	2	1	.600
1927	7	2	1	.778	1927	6	1	0	.857	1927	6	1	0	.857	1927	-	-	-	-	1927	1	1	1	.500
1928	6	4	3	.600	1928	3	2	2	.600	1928	3	2	2	.600	1928	-	-	-	-	1928	3	2	1	.600
1929	12	0	0	1.000	1929	5	0	0	1.000	1929	5	0	0	1.000	1929	-	-	-	-	1929	7	0	0	1.000
1930	10	3	1	.769	1930	6	0	0	1.000	1930	6	0	0	1.000	1930	-	-	-	-	1930	4	3	1	.571
1931	12	2	0	.857	1931	8	0	0	1.000	1931	8	0	0	1.000	1931	-	-	-	-	1931	4	2	0	.667
1932	10	3	1	.769	1932	5	0	1	1.000	1932	5	0	1	1.000	1932	-	-	-	-	1932	5	3	0	.625
1933	5	7	1	.417	1933	3	2	1	.600	1933	3	1	1	.750	1933	0	1	0	.000	1933	2	5	0	.286
1934	7	6	0	.538	1934	4	3	0	.571	1934	3	2	0	.600	1934	1	1	0	.500	1934	3	3	0	.500
1935	8	4	0	.667	1935	5	2	0	.714	1935	4	1	0	.800	1935	1	1	0	.500	1935	3	2	0	.600
1936	10	1	1	.909	1936	5	1	0	.833	1936	3	1	0	.750	1936	2	0	0	1.000	1936	5	0	0	1.000
1937	7	4	0	.636	1937	4	2	0	.667	1937	2	2	0	.500	1937	2	0	0	1.000	1937	3	2	0	.600
1938	8	3	0	.727	1938	4	2	0	.667	1938	2	2	0	.500	1938	2	0	0	1.000	1938	*	4	1	.800
1939	9	2	0	.818	1939	5	1	0	.833	1939	3	1	0	.750	1939	2	0	0	1.000	1939	4	1	0	.800
1940	6	4	1	.600	1940	4	2	0	.667	1940	2	2	0	.500	1940	2	0	0	1.000	1940	2	2	1	.500
1941	10	1	0	.909	1941	5	1	0	.833	1941	2	1	0	.667	1941	3	0	0	1.000	1941	5	0	0	1.000
1942	8	2	1	.800	1942	4	1	0	.800	1942	2	1	0	.667	1942	2	0	0	1.000	1942	4	1	1	.800
1943	7	2	1	.778	1943	2	1	1	.667	1943	1	0	1	1.000	1943	1	1	0	.500	1943	5	1	0	.833
1944	8	2	0	.800	1944	5	0	0	1.000	1944	3	0	0	1.000	1944	2	0	0	1.000	1944	3	2	0	.600
1945	6	4	0	.600	1945	4	1	0	.800	1945	2	1	0	.667	1945	2	0	0	1.000	1945	2	3	0	.400
1946	6	5	0	.545	1946	2	3	0	.400	1946	1	2	0	.333	1946	1	1	0	.500	1946	4	2	0	.667
1947	6	5	1	.545	1947	4	2	0	.667	1947	2	1	0	.667	1947	2	1	0	.667	1947	2	3	1	.400
1948	3	9	0	.250	1948	2	4	0	.333	1948	2	1	0	.667	1948	0	3	0	.000	1948	1	5	0	.167
1949	2	10	0	.167	1949	1	5	0	.167	1949	0	3	0	.000	1949	1	2	0	.333	1949	1	5	0	.167
1950	3	9	0	.250	1950	3	3	0	.500	1950	2	2	0	.500	1950	1	1	0	.500	1950	0	6	0	.000
1951	3	9	0	.250	1951	2	4	0	.333	1951	1	3	0	.250	1951	1	1	0	.500	1951	1	5	0	.167
1952	6	6	0	.500	1952	3	3	0	.500	1952	1	2	0	.333	1952	2	1	0	.667	1952	3	3	0	.500
1953	2	9	1	.182	1953	1	5	0	.167	1953	1	2	0	.333	1953	0	3	0	.000	1953	1	4	1	.200
1954	4	8	0	.333	1954	2	4	0	.333	1954	0	3	0	.000	1954	2	1	0	.667	1954	2	4	0	.333
1955	6	6	0	.500	1955	5	1	0	.833	1955	3	0	0	1.000	1955	2	1	0	.667	1955	1	5	0	.167
1956	4	8	0	.333	1956	2	4	0	.333	1956	0	3	0	.000	1956	2	1	0	.667	1956	2	4	0	.333
1957	3	9	0	.250	1957	1	5	0	.167	1957	1	2	0	.333	1957	0	3	0	.000	1957	2	4	0	.333
1958	1	10	1	.091	1958	1	4	1	.200	1958	1	2	1	.333	1958	0	2	0	.000	1958	0	6	0	.000
1959	7	5	0	.583	1959	4	2	0	.667	1959	4	0	0	1.000	1959	0	2	0	.000	1959	3	3	0	.500
1960	8	4	0	.667	1960	4	2	0	.667	1960	3	1	0	.750	1960	1	1	0	.500	1960	4	2	0	.667
1961	11	3	0	.786	1961	6	1	0	.857	1961	4	0	0	1.000	1961	2	1	0	.667	1961	5	2	0	.714
1962	13	1	0	.929	1962	7	0	0	1.000	1962	4	0	0	1.000	1962	3	0	0	1.000	1962	6	1	0	.857
1963	11	2	1	.846	1963	6	1	0	.857	1963	3	1	0	.750	1963	3	0	0	1.000	1963	5	1	1	.833
1964	8	5	1	.615	1964	4	3	0	.571	1964	2	2	0	.500	1964	2	1	0	.667	1964	4	2	1	.667
1965	10	3	1	.769	1965	6	1	0	.857	1965	3	1	0	.750	1965	3	0	0	1.000	1965	4	2	1	.667
1966	12	2	0	.857	1966	6	1	0	.857	1966	3	1	0	.750	1966	3	0	0	1.000	1966	6	1	0	.857
1967	9	4	1	.692	1967	4	2	1	.667	1967	2	1	1	.667	1967	2	1	0	.667	1967	5	2	0	.714
1968	6	7	1	.462	1968	2	5	0	.286	1968	1	3	0	.250	1968	1	2	0	.333	1968	4	2	1	.667
1969	8	6	0	.571	1969	5	2	0	.714	1969	3	1	0	.750	1969	2	1	0	.667	1969	3	4	0	.429
1970	6	8	0	.429	1970	4	3	0	.571	1970	2	2	0	.500	1970	2	1	0	.667	1970	2	5	0	.286
1971	4	8	2	.333	1971	3	3	1	.500	1971	2	2	0	.500	1971	1	1	1	.500	1971	1	5	1	.167
1972	10	4	0	.714	1972	4	3	0	.571	1972	2	2	0	.500	1972	2	1	0	.667	1972	6	1	0	.857
1973	5	7	2	.429	1973	3	2	2	.571	1973	1	2	1	.375	1973	2	0	1	.833	1973	2	5	0	.286
1974	6	8	0	.429	1974	4	3	0	.571	1974	1	3	0	.250	1974	3	0	0	1.000	1974	2	5	0	.286
1975	4	10	0	.286	1975	3	4	0	.429	1975	2	2	0	.500	1975	1	2	0	.333	1975	1	6	0	.143
1976	5	9	0	.357	1976	4	3	0	.571	1976	2	2	0	.500	1976	2	1	0	.667	1976	1	6	0	.143
1977	4	10	0	.286	1977	2	5	0	.286	1977	1	3	0	.250	1977	1	2	0	.333	1977	2	5	0	.286
1978	8	7	1	.531	1978	5	2	1	.688	1978	2	1	1	.625	1978	3	1	0	.750	1978	3	5	0	.375
1979	5	11	0	.313	1979	4	4	0	.500	1979	1	4	0	.200	1979	3	0	0	1.000	1979	1	7	0	.125
1980	5	10	1	.344	1980	4	4	0	.500	1980	3	1	0	.750	1980	1	3	0	.250	1980	1	6	1	.188
1981	8	8	0	.500	1981	4	4	0	.500	1981	3	2	0	.600	1981	1	2	0	.333	1981	4	4	0	.500
1982	5	3	1	.611	1982	3	1	0	.750	1982	0	1	0	.000	1982	3	0	0	1.000	1982	2	2	1	.500
1983	8	8	0	.500	1983	5	3	0	.625	1983	3	2	0	.600	1983	2	1	0	.667	1983	3	5	0	.375
1984	8	8	0	.500	1984	5	3	0	.625	1984	3	2	0	.600	1984	2	1	0	.667	1984	3	5	0	.375
1985	8	8	0	.500	1985	5	3	0	.625	1985	3	2	0	.600	1985	2	1	0	.667	198				

OVERALL				HOME				GREEN BAY				MILWAUKEE				AWAY				
Year	W	L	T	Pct	Year	W	L	T	Pct	Year	W	L	T	Pct	Year	W	L	T	Pct	
1996	13	3	0	.813	1996	8	0	1	1.000	1996	8	0	1	1.000	1996	5	3	0	.625	
1997	13	3	0	.813	1997	8	0	1	1.000	1997	8	0	1	1.000	1997	5	3	0	.625	
1998	11	5	0	.688	1998	7	1	0	.875	1998	7	1	0	.875	1998	4	4	0	.500	
1999	8	8	0	.500	1999	5	3	0	.625	1999	5	3	0	.625	1999	3	5	0	.375	
2000	9	7	0	.563	2000	6	2	0	.750	2000	6	2	0	.750	2000	3	5	0	.375	
2001	12	4	0	.750	2001	7	1	0	.875	2001	7	1	0	.875	2001	5	3	0	.625	
2002	12	4	0	.750	2002	8	0	1	1.000	2002	8	0	1	1.000	2002	4	4	0	.500	
2003	10	6	0	.625	2003	5	3	0	.625	2003	5	3	0	.625	2003	5	3	0	.625	
2004	10	6	0	.625	2004	4	4	0	.500	2004	4	4	0	.500	2004	6	2	0	.750	
2005	4	12	0	.250	2005	3	5	0	.375	2005	3	5	0	.375	2005	1	7	0	.125	
2006	8	8	0	.500	2006	3	5	0	.375	2006	3	5	0	.375	2006	5	3	0	.625	
2007	13	3	0	.813	2007	7	1	0	.875	2007	7	1	0	.875	2007	6	2	0	.750	
2008	6	10	0	.375	2008	4	4	0	.500	2008	4	4	0	.500	2008	2	6	0	.250	
2009	11	5	0	.688	2009	6	2	0	.750	2009	6	2	0	.750	2009	5	3	0	.625	
2010	10	6	0	.625	2010	7	1	0	.875	2010	7	1	0	.875	2010	3	5	0	.375	
2011	15	1	0	.938	2011	8	0	1	1.000	2011	8	0	1	1.000	2011	7	1	0	.875	
2012	11	5	0	.688	2012	7	1	0	.875	2012	7	1	0	.875	2012	4	4	0	.500	
2013	8	7	1	.531	2013	4	3	1	.563	2013	4	3	1	.563	2013	4	4	0	.500	
2014	12	4	0	.750	2014	8	0	1	1.000	2014	8	0	1	1.000	2014	4	4	0	.500	
2015	10	6	0	.625	2015	5	3	0	.625	2015	5	3	0	.625	2015	5	3	0	.625	
2016	10	6	0	.625	2016	6	2	0	.750	2016	6	2	0	.750	2016	4	4	0	.500	
2017	7	9	0	.438	2017	4	4	0	.500	2017	4	4	0	.500	2017	3	5	0	.375	
2018	6	9	1	.406	2018	5	2	1	.688	2018	5	2	1	.688	2018	1	7	0	.125	
2019	13	3	0	.813	2019	7	1	0	.875	2019	7	1	0	.875	2019	6	2	0	.750	
2020	13	3	0	.813	2020	7	1	0	.875	2020	7	1	0	.875	2020	6	2	0	.750	
	769	577	38	.571	448	230	18	.659	343	169	15	.669	105	61	3	.631	#321	347	20	.481

* includes one neutral-site victory

includes two neutral-site victories

ALL-TIME VS. PFC CENTRAL

Year	W-L-T	Home	Road	Chi	Det	Min	TB
1970	2-4-0	2-1-0	0-3-0	1-1-0	0-2-0	1-1-0	--
1971	2-3-1	1-1-1	1-2-0	2-0-0	0-1-1	0-2-0	--
1972	5-1-0	2-1-0	3-0-0	2-0-0	2-0-0	1-1-0	--
1973	1-4-1	0-2-1	1-2-0	1-1-0	0-1-1	0-2-0	--
1974	3-3-0	2-1-0	1-2-0	1-1-0	1-1-0	1-1-0	--
1975	1-5-0	1-2-0	0-3-0	1-1-0	0-2-0	0-2-0	--
1976	1-5-0	1-2-0	0-3-0	0-2-0	1-1-0	0-2-0	--
1977	2-5-0	1-2-0	1-3-0	0-2-0	1-1-0	0-2-0	1-0-0
1978	5-2-1	3-0-1	2-2-0	1-1-0	2-0-0	0-1-1	2-0-0
1979	3-5-0	2-2-0	1-3-0	0-2-0	2-0-0	1-1-0	0-2-0
1980	3-4-1	2-2-0	1-2-1	1-1-0	0-2-0	2-0-0	0-1-1
1981	4-4-0	2-2-0	2-2-0	2-0-0	1-1-0	1-1-0	0-2-0
1982	1-2-0	1-1-0	0-1-0	0-0-0	0-2-0	1-0-0	0-0-0
1983	4-4-0	2-2-0	2-2-0	1-1-0	0-2-0	1-1-0	2-0-0
1984	5-3-0	3-1-0	2-2-0	1-1-0	1-1-0	2-0-0	1-1-0
1985	6-2-0	3-1-0	3-1-0	0-2-0	2-0-0	2-0-0	2-0-0
1986	3-5-0	1-3-0	2-2-0	0-2-0	1-1-0	0-2-0	2-0-0
1987	3-4-0	1-3-0	2-1-0	0-2-0	1-1-0	2-0-0	0-1-0
1988	2-6-0	1-3-0	1-3-0	0-2-0	0-2-0	2-0-0	0-2-0
1989	5-3-0	3-1-0	2-2-0	2-0-0	1-1-0	1-1-0	1-1-0
1990	3-5-0	2-2-0	1-3-0	0-2-0	1-1-0	1-1-0	1-1-0
1991	3-5-0	1-3-0	2-2-0	0-2-0	0-2-0	1-1-0	2-0-0
1992	4-4-0	2-2-0	2-2-0	1-1-0	2-0-0	0-2-0	1-1-0
1993	4-4-0	3-1-0	1-3-0	1-1-0	1-1-0	0-2-0	2-0-0
1994	6-2-0	4-0-0	2-2-0	2-0-0	1-1-0	1-1-0	2-0-0
1995	5-3-0	4-0-0	3-1-0	2-0-0	1-1-0	1-1-0	1-1-0
1996	7-1-0	4-0-0	3-1-0	2-0-0	2-0-0	1-1-0	2-0-0
1997	7-1-0	4-0-0	3-1-0	2-0-0	1-1-0	2-0-0	2-0-0
1998	4-4-0	3-1-0	1-3-0	2-0-0	1-1-0	0-2-0	1-1-0
1999	4-4-0	3-1-0	1-3-0	1-1-0	1-1-0	1-1-0	1-1-0
2000	5-3-0	3-1-0	2-2-0	1-1-0	1-1-0	2-0-0	1-1-0
2001	6-2-0	4-0-0	2-2-0	2-0-0	2-0-0	1-1-0	1-1-0
	119-112-4	71-44-3	48-68-1	32-30-0	30-32-2	29-33-1	28-17-1

first-place finishes in bold

FOR THE RECORD

Founded as a town team in 1919, with Woodrow Wilson in the White House, the Green Bay Packers own a 769-577-38 regular-season record in their 100 NFL seasons (1921-2020) - a .571 winning percentage. They played independently from 1919-1920.

The Packers are 343-169-15 (.669) in Green Bay and were 105-61-3 (.631) in Milwaukee for an overall home mark of 448-230-18 (.659). The team played league games in Milwaukee annually from 1933-94.

On the road, Green Bay stands 321-347-20 (.481), a mark that includes two neutral-site contests.

Over their 102 years of existence, the Packers have played a total of 1,870 games. The overall breakdown:

All-Time	W	L	T	Pct
Regular Season, NFL	769	577	38	.571
Playoffs	36	24	0	.600
Preseason	221	157	9	.584
Other Non-League Games	12	2	2	.800
Independent, 1919-1920	19	2	1	.905
Totals	1,057	763	50	.580

BY DECADE, REGULAR SEASON

	Overall	Pct	Home	Pct	Away	Pct
1921-29	61-25-13	.709	39-8-6	.830	22-17-7	.564
1930-39	86-35-4	.711	49-13-2	.790	37-22-2	.627
1940-49	62-44-4	.585	33-20-1	.623	29-24-3	.547
1950-59	39-79-2	.331	24-35-1	.407	15-44-1	.254
1960-69	96-37-5	.722	50-18-1	.735	46-19-4	.708
1970-79	57-82-5	.412	36-32-4	.528	21-50-1	.296
1980-89	65-84-3	.438	37-38-1	.493	28-46-2	.382
1990-99	93-67-0	.581	59-21-0	.738	34-46-0	.425
2000-09	95-66-0	.594	53-27-0	.663	42-38-0	.525
2010-19	102-56-2	.644	61-17-2	.775	41-39-0	.513
2020-pres.	13-3-0	.813	7-1-0	.875	6-2-0	.750

Note: From 1921-71, tie games were not included in winning percentage.

LARGEST MARGINS

... of Victory

- 53 points (56-3), Oct. 23, 1966, vs. Atlanta at Milw.
- 49 points (49-0), Sept. 30, 1962, vs. Chicago Bears
- 49 points (49-0), Nov. 11, 1962, at Philadelphia
- 49 points (52-3), Oct. 9, 2005, vs. New Orleans
- 48 points (55-7), Nov. 12, 1967, vs. Cleveland Browns at Milw.
- 48 points (55-7), Dec. 23, 2012, vs. Tennessee Titans
- 47 points (47-0), Oct. 15, 1933, vs. Pittsburgh Pirates
- 47 points (54-7), Nov. 23, 1941, at Pittsburgh Steelers
- 43 points (50-7), Nov. 24, 1940, at Detroit
- 42 points (45-3), Oct. 9, 1988, vs. New England at Milw.
- 41 points (41-0), Oct. 14, 1934, vs. Cincinnati
- 41 points (55-14), Oct. 2, 1983, vs. Tampa Bay
- 41 points (55-14), Nov. 9, 2014, vs. Chicago Bears
- 38 points (45-7), Oct. 8, 1961, vs. Baltimore Colts
- 38 points (48-10), Dec. 27, 2009, vs. Seattle
- 38 points (45-7), Nov. 7, 2010, vs. Dallas Cowboys
- 38 points (45-7), Nov. 14, 2011, vs. Minnesota

... of Defeat

- 56 points (56-0), Nov. 2, 1958, at Baltimore Colts
- 54 points (61-7), Dec. 7, 1980, at Chicago Bears
- 46 points (49-3), Nov. 21, 1948, vs. N.Y. Giants at Milw.
- 45 points (48-3), Dec. 19, 2005, at Baltimore Ravens
- 41 points (48-7), Oct. 2, 1949, vs. L.A. Rams
- 40 points (40-0), Sept. 20, 1970, vs. Detroit
- 39 points (45-6), Oct. 18, 1959, vs. L.A. Rams at Milw.
- 38 points (45-7), Sept. 26, 1948, vs. Chicago Bears
- 38 points (45-7), Sept. 17, 1950, vs. Detroit
- 37 points (51-14), Dec. 3, 1950, at L.A. Rams
- 35 points (42-7), Dec. 5, 1948, at Chicago Cardinals
- 35 points (52-17), Oct. 26, 1952, vs. Detroit
- 35 points (35-0), Dec. 5, 1954, at San Francisco
- 35 points (42-7), Sept. 28, 1986, at Minnesota
- 35 points (35-0), Nov. 19, 2006, vs. New England

THIRTEEN TIMES WORLD CHAMPIONS

The Green Bay Packers have won more championships – 13 – than any other team in National Football League history.

- They won their first three by league standing (1929, 1930 and 1931), and 10 since the NFL's playoff system was established in 1933 (1936, 1939, 1944, 1961, 1962, 1965, 1966, 1967, 1996 and 2010).
- Green Bay also is the only NFL team to win three straight titles, having done it twice (1929-31 and 1965-67).
- In addition, the Packers won the first two Super Bowls (vs. Kansas City in 1966, 35-10, and vs. Oakland in 1967, 33-14), as well as Super Bowls in 1996 vs. New England (35-21) and in 2010 vs. Pittsburgh (31-25).
- Since the league implemented a playoff system in 1933, the Packers have played in the NFL's deciding game 13 times (10 NFL title appearances from 1936-67, three Super Bowls after the 1970 merger). Only the Giants (19) have played for more titles.



GREEN BAY'S 13 NFL CHAMPIONSHIP SEASONS

Most World Championships

- 13 Green Bay Packers**
- 9 Chicago Bears
- 8 New York Giants
- 6 New England Patriots
- Pittsburgh Steelers
- Dallas Cowboys
- San Francisco 49ers
- Washington Football Team
- Cleveland Browns
- Detroit Lions
- Indianapolis/Baltimore Colts
- Philadelphia Eagles

Year	Head Coach	Regular Season		—Title Game—		
		Record	Pct	Opponent	Final	Site
1929	Curly Lambeau	12-0-1	1.000	(League Standing)		
1930	Curly Lambeau	10-3-1	.769	(League Standing)		
1931	Curly Lambeau	12-2-0	.857	(League Standing)		
1936	Curly Lambeau	10-1-1	.909	Boston Redskins	21-6	New York
1939	Curly Lambeau	9-2-0	.818	New York Giants	27-0	Milwaukee
1944	Curly Lambeau	8-2-0	.800	New York Giants	14-7	New York
1961	Vince Lombardi	11-3-0	.786	New York Giants	37-0	Green Bay
1962	Vince Lombardi	13-1-0	.929	New York Giants	16-7	New York
1965	Vince Lombardi	10-3-1	.769	Cleveland Browns	23-12	Green Bay
1966	Vince Lombardi	12-2-0	.857	Dallas Cowboys	34-27	Dallas
				Kansas City Chiefs ¹	35-10	Los Angeles
1967	Vince Lombardi	9-4-1	.692	Dallas Cowboys	21-17	Green Bay
				Oakland Raiders ²	33-14	Miami
1996	Mike Holmgren	13-3-0	.813	New England Patriots ³	35-21	New Orleans
2010	Mike McCarthy	10-6-0	.625	Pittsburgh Steelers ⁴	31-25	Arlington, TX

¹—Super Bowl I

²—Super Bowl II


³—Super Bowl XXXI

⁴—Super Bowl XLV

GREEN BAY'S FIVE SUPER BOWL APPEARANCES

Game	Date	AFL/AFC Champion	Result	MVP	Site	Attend
Super Bowl I	Jan. 15, 1967	Kansas City Chiefs	W, 35-10	Bart Starr	Los Angeles Memorial Coliseum	61,946
Super Bowl II	Jan. 14, 1968	Oakland Raiders	W, 33-14	Bart Starr	Miami Orange Bowl	75,546
Super Bowl XXXI	Jan. 26, 1997	New England Patriots	W, 35-21	Desmond Howard	Louisiana Superdome, New Orleans	72,301
Super Bowl XXXII	Jan. 25, 1998	Denver Broncos	L, 31-24	Terrell Davis	Qualcomm Stadium, San Diego	68,912
Super Bowl XLV	Feb. 6, 2011	Pittsburgh Steelers	W, 31-25	Aaron Rodgers	Cowboys Stadium, Arlington	91,060

► See the Super Bowl ring history for the Green Bay Packers on page 477



SUPER BOWL I

GREEN BAY 35, KANSAS CITY 10

Los Angeles Memorial Coliseum, Sunday, Jan. 15, 1967; Attendance: 61,946; Time: 2:37; Weather: 72° F; sunny, hazy

The Packers launched the Super Bowl series by whipping Kansas City's AFL champions, 35-10, behind Bart Starr, Max McGee and a key interception by All-Pro safety Willie Wood.

Vince Lombardi's repeating NFL champions broke open the game with three second-half touchdowns. Wood set up the first, returning an interception 50 yards to the Chiefs' 5, with the Packers up only 14-10. Len Dawson's pass was intended for Kansas City tight end Fred Arbanas.

McGee, replacing Boyd Dowler (injured on the Packers' first series), after having caught only four passes all season, snared seven from Starr for 138 yards and two touchdowns. Elijah Pitts ran for two other scores, one on a 5-yard run in the third quarter, the other on a 1-yard bolt in the final period.

The Chiefs' lone touchdown came on a 7-yard pass from Dawson to Curtis McClinton.

Starr, the Super Bowl's first MVP, completed 16 of 23 passes for 250 yards and two TDs. The aging McGee caught both scores, 37 yards in the first quarter and a 13-yard catch in the decisive third period.

The Packers collected \$15,000 per man and the Chiefs \$7,500 apiece — the largest single-game shares in the history of team sports at the time. The game was not a sellout; more than 30,000 seats remained empty.

Kansas City Chiefs	
Offense	Defense
LE 88 C.Burford	LE 75 J.Mays
LT 77 J.Tyler	LT 58 A.Rice
LG 71 E.Budde	RT 86 B.Buchanan
C 66 W.Frazier	RE 85 C.Hurston
RG 64 C.Merz	LLB 78 B.Bell
RT 73 D.Hill	MLB 69 S.Headrick
RE 84 F.Arbanas	RLB 55 E.Holub
QB 16 L.Dawson	LC 24 F.Williamson
HB 21 M.Garrett	RC 22 W.Mitchell
FB 32 C.McClinton	LS 20 B.Hunt
FL 89 O.Taylor	RS 42 J.Robinson

Green Bay Packers	
Offense	Defense
LE 84 C.Dale	LE 87 W.Davis
LT 77 B.Skoronski	LT 77 R.Kostelnik
LG 63 F.Thurston	RT 74 H.Jordan
C 50 B.Curry	RE 82 L.Aldridge
RG 64 J.Kramer	LLB 89 D.Robinson
RT 75 F.Fregg	MLB 66 R.Nitschke
RE 81 M.Fleming	RLB 60 L.Caffey
QB 15 B.Starr	LC 26 H.Adderley
HB 22 E.Pitts	RC 21 B.Jeter
FB 31 J.Taylor	LS 40 T.Brown
SE 86 B.Dowler	RS 24 W.Wood

Referee: Norm Schachter (NFL)



Max McGee

	1	2	3	4	Total
Kansas City	0	10	0	0	10
Green Bay	7	7	14	7	35

Team	Qtr	Time	Play Description (Extra Point) (Drive Info)	KC	GB
Packers	1	6:04	M.McGee 37 yd. pass from B.Starr (D.Chandler kick) (8-80, 3:06)	0	7
Chiefs	2	10:40	C.McClinton 7 yd. pass from L.Dawson (M.Mercer kick) (6-66, 3:44)	7	7
Chiefs	2	4:37	J.Taylor 14 yd. run (D.Chandler kick) (13-73, 6:03)	7	14
Chiefs	2	0:54	M.Mercer 31 yd. Field Goal (8-50, 3:43)	10	14
Packers	3	12:33	E.Pitts 5 yd. run (D.Chandler kick) (1-5, 0:09)	10	21
Packers	3	0:51	M.McGee 13 yd. pass from B.Starr (D.Chandler kick) (10-56, 5:25)	10	28
Packers	4	6:35	E.Pitts 1 yd. run (D.Chandler kick) (8-80, 4:13)	10	35

FIELD GOALS (made () & missed)

M.Mercer (31) 40WR

Sacks: Chiefs: B.Buchanan 1, E.Holub 1, B.Bell 0.5, J.Mays 0.5. Packers: W.Davis 2, H.Jordan 1.5, B.Brown 1, R.Nitschke 1, R.Kostelnik 0.5.

Packers Tackle Leaders: L.Caffey 7 (5-2), R.Nitschke 6 (5-1), L.Aldridge 6 (4-2), H.Jordan 6 (4-2), B.Jeter 4 (3-1), D.Robinson 3 (3-0), R.Kostelnik 3 (2-1), W.Wood 3 (2-1).

Kansas City Chiefs					
Rushing	Att	Yd	Avg	Lg	TD
L.Dawson	3	24	8.0	15	0
M.Garrett	6	17	2.8	9	0
C.McClinton	6	16	2.7	6	0
P.Beathard	1	14	14.0	14	0
B.Coan	3	1	0.3	3	0
Total	19	72	3.8	15	0

Passing					
Att	Cm	Yds	TD	Lg	In
L.Dawson	27	16	211	1	31
P.Beathard	5	1	17	0	17
Total	32	17	228	1	31

Receiving					
No	Yd	Avg	Lg	TD	
C.Burford	4	67	16.8	27	0
O.Taylor	4	57	14.3	31	0
M.Garrett	3	28	9.3	17	0
C.McClinton	2	34	17.0	27	1
F.Arbanas	2	30	15.0	18	0
R.Carolan	1	7	7.0	7	0
B.Coan	1	5	5.0	5	0
Total	17	228	13.4	31	1

Intercept.					
No	Yd	Avg	Lg	TD	
W.Mitchell	1	0	0.0	0	0
Total	1	0	0.0	0	0

P>Returns					
No	Yd	Avg	FC	Lg	TD
M.Garrett	2	17	8.5	0	9
E.Thomas	1	2	1.0	0	0
Total	3	19	6.3	0	9

K>Returns					
No	Yd	Avg	Lg	TD	
B.Coan	4	87	21.8	31	0
M.Garrett	2	43	21.5	23	0
Total	6	130	21.7	31	0

Green Bay Packers					
Rushing	Att	Yd	Avg	Lg	TD
J.Taylor	17	56	3.3	14	1
E.Pitts	11	45	4.1	12	2
D.Anderson	4	30	7.5	13	0
J.Grabowski	2	2	1.0	2	0
Total	34	133	3.9	14	3

Passing					
Att	Cm	Yds	TD	Lg	In
B.Starr	23	16	250	2	37
Z.Brzkwski	1	0	0	0	0
Total	24	16	250	2	37

Receiving					
No	Yd	Avg	Lg	TD	
M.McGee	7	138	19.7	37	2
C.Dale	4	59	14.8	25	0
E.Pitts	2	32	16.0	22	0
M.Fleming	2	22	11.0	11	0
J.Taylor	1	-1	-1.0	-1	0
Total	16	250	15.6	37	2

Intercept.					
No	Yd	Avg	Lg	TD	
W.Wood	1	50	50.0	50	0
Total	1	50	50.0	50	0

P>Returns					
No	Yd	Avg	FC	Lg	TD
D.Anderson	3	25	8.3	0	15
W.Wood	1	-2	-2.0	1	-2
Total	4	23	5.8	1	15

K>Returns					
No	Yd	Avg	Lg	TD	
H.Adderley	2	40	20.0	20	0
D.Anderson	1	25	25.0	25	0
Total	3	65	21.7	25	0

	Chiefs	Packers
TOTAL FIRST DOWNS	17	21
By Rushing	4	10
By Passing	12	11
By Penalty	1	0
THIRD-DOWN EFFICIENCY	3-13-23%	11-15-73%
FOURTH-DOWN EFFICIENCY	0-0-0%	0-0-0%
TOTAL NET YARDS	239	361
Total Offensive Plays	57	61
Average gain per offensive play	4.2	5.9
NET YARDS RUSHING	72	133
Total Rushing Plays	19	34
Average gain per rushing play	3.8	3.9
NET YARDS PASSING	167	228
Times thrown-yards lost att. to pass	6-61	3-22
Gross yards passing	228	250
PASS ATT-COMP-INT	32-17-1	24-16-1
Average gain per pass play	4.4	8.4
PUNTS Number and Average	7-45.3	4-43.3
TOTAL RETURN YARDS (not inc. kickoffs)	19	73
No. and Yards Punt Returns	3-19	4-23
No. and Yards Kickoff Returns	6-130	3-65
No. and Yards Interception Returns	1-0	1-50
PENALTIES Number and Yards	4-26	4-40
FUMBLES Number and Lost	1-0	1-0
EXTRA POINTS Made-Attempts	1-1	5-5
FIELD GOALS Made-Attempts	1-2	0-0
RED-ZONE EFFICIENCY	1-1-100%	4-4-100%
GOAL-TO-GO EFFICIENCY	1-1-100%	2-2-100%
SAFETIES	0	0
FINAL SCORE	10	35
TIME OF POSSESSION	28:35	31:25

SUPER BOWL II

GREEN BAY 33, OAKLAND 14

Miami Orange Bowl, Sunday, Jan. 14, 1968; Attendance: 75,546; Time: 2:34; Weather: 68° F; PC, 52% humidity, wind W 14 mph


Acquiring a third straight NFL championship two weeks earlier, the Packers embellished that record-tying parlay by winning a second consecutive Super Bowl. This time, they dispatched the AFL champion Raiders, 33-14, in a game that drew the first \$3 million gate in football history.

Bart Starr again was the game's most valuable player as he completed 13 of 24 passes for 202 yards and one touchdown and directed a Packers attack that was in control all the way after building a 16-7 halftime lead.

Don Chandler kicked four field goals (39, 20, 43 and 31 yards), and All-Pro cornerback Herb Adderley returned an interception of a Daryle Lamonica pass 60 yards for a touchdown.

Leading 3-0 at the quarter, the Packers got three Chandler field goals and a 62-yard scoring pass from Starr to split end Boyd Dowler before halftime. They then left the Raiders behind with a 10-point third period, Donny Anderson scoring on a 2-yard run and Chandler with his final field goal.

The game ended Vince Lombardi's nine-year reign as Packers coach. He won six Western Conference championships, five NFL titles and two Super Bowls, a record then unprecedented in pro football history.



Bart Starr

Green Bay Packers

Offense		Defense	
LE 86	B.Dowler	LE 87	W.Davis
LT 76	B.Skoronski	LT 77	R.Kostelnik
LG 68	G.Gillingham	RT 74	H.Jordan
C 57	K.Browman	RE 82	L.Aldridge
RG 64	J.Kramer	LLB 89	D.Robinson
RT 75	F.Gregg	MLB 66	R.Nitschke
RE 81	M.Fleming	RLB 60	L.Caffey
QB 15	B.Starr	LC 26	H.Adderley
HB 44	D.Anderson	RC 21	B.Jeter
FB 36	B.Wilson	LS 40	T.Brown
SE 84	C.Dale	RS 24	W.Wood

Oakland Raiders

Offense		Defense	
LE 89	B.Miller	LE 77	I.Lassiter
LT 76	B.Svihus	LT 53	D.Birdwell
LG 63	G.Upshaw	RT 74	T.Keating
C 00	J.Otto	RE 83	B.Davidson
RG 65	W.Hawkins	LLB 42	B.Laskey
RT 79	H.Schuh	MLB 55	D.Conners
RE 33	B.Cannon	RLB 34	G.Otto
QB 3	D.Lamonica	LC 77	K.McCloughan
HB 40	P.Banaszak	RC 24	W.Brown
FB 35	H.Dixon	LS 20	W.Powers
FL 25	F.Biletnikoff	RS 29	H.Williams

Referee: Jack Vest

	1	2	3	4	Total
Green Bay	3	13	10	7	33
Oakland	0	7	0	7	14

FIELD GOALS (made) & missed)

D.Chandler (39) (20) (43) (31) G.Blanda 4/7

Team Qtr Time Play Description (Extra Point) (Drive Info)

Packers 1	9:53	D.Chandler 39 yd. Field Goal (10-34, 4:01)	3	0
Packers 2	11:52	D.Chandler 20 yd. Field Goal (17-84, 8:40)	6	0
Packers 2	10:50	B.Dowler 62 yd. pass from B.Starr (D.Chandler kick) (1-62, 0:11)	13	0
Raiders 2	6:15	B.Miller 23 yd. pass from D.Lamonica (G.Blanda kick) (9-78, 4:20)	13	7
Packers 2	0:01	D.Chandler 43 yd. Field Goal (4-9, 0:19)	16	7
Packers 3	5:54	D.Anderson 2 yd. run (D.Chandler kick) (11-82, 4:41)	23	7
Packers 3	0:02	D.Chandler 31 yd. Field Goal (9-37, 4:47)	26	7
Packers 4	11:03	H.Adderley 60 yd. interception return (D.Chandler kick)	33	7
Raiders 4	9:13	B.Miller 23 yd. pass from D.Lamonica (G.Blanda kick) (4-74, 1:35)	33	14

GB Oak

Sacks: Packers: W.Davis 3. Raiders:

T.Keating 2, D.Birdwell 1, B.Davidson 1.

Packers Tackle Leaders: R.Nitschke

9 (5-4), W.Davis 7 (7-0), W.Wood 7 (5-2), D.Robinson 7 (2-5), T.Brown 6 (4-2), L.Caffey 6 (4-2), H.Adderley 5 (4-1), B.Jeter 4 (2-2), T.Crutchler 3 (2-1), H.Jordan 3 (2-1).

	Packers	Raiders
TOTAL FIRST DOWNS	19	16
By Rushing	11	5
By Passing	7	10
By Penalty	1	1
THIRD-DOWN EFFICIENCY	5-16-31%	3-11-27%
FOURTH-DOWN EFFICIENCY	1-1-100%	0-0-0%
TOTAL NET YARDS	325	291
Total Offensive Plays	69	57
Average gain per offensive play	4.7	5.1
NET YARDS RUSHING	163	105
Total Rushing Plays	41	20
Average gain per rushing play	4.0	5.2
NET YARDS PASSING	162	186
Times thrown-yards lost att. to pass	4-40	3-22
Gross yards passing	202	208
PASS ATT-COMP-INT.	24-13-0	34-15-1
Average gain per pass play	5.8	5.6
PUNTS Number and Average	6-39.0	6-44.0
TOTAL RETURN YARDS (not inc. kickoffs)	95	12
No. and Yards Punt Returns	3-35	2-12
No. and Yards Kickoff Returns	3-49	7-127
No. and Yards Interception Returns	1-60	0-0
PENALTIES Number and Yards	1-12	4-31
FUMBLES Number and Lost	0-0	3-2
EXTRA POINTS Made-Attempts	3-3	2-2
FIELD GOALS Made-Attempts	4-4	0-1
RED-ZONE EFFICIENCY	1-2-50%	0-0-0%
GOAL-TO-GO EFFICIENCY	1-1-100%	0-0-0%
SAFETIES	0	0
FINAL SCORE	33	14
TIME OF POSSESSION	35:54	24:06

Green Bay Packers

Rushing	Att	Yd	Avg	Lg	TD
B.Wilson	17	65	3.8	13	0
D.Anderson	14	48	3.4	8	1
T.Williams	8	36	4.5	18	0
B.Starr	1	14	14.0	14	0
C.Mercein	1	0	0.0	0	0
Total	41	163	4.0	18	1
Passing	Att	Cm	Yds	TD	Lg
B.Starr	24	13	202	16	20
Total	24	13	202	16	20
Receiving	No	Yd	Avg	Lg	TD
C.Dale	4	43	10.8	17	0
M.Fleming	4	35	8.8	11	0
B.Dowler	2	17	35.5	62	1
D.Anderson	2	18	9.0	12	0
M.McGee	1	35	35.0	35	0
Total	13	202	15.5	62	1
Intercept.	No	Yd	Avg	Lg	TD
H.Adderley	1	60	60.0	60	1
Total	1	60	60.0	60	1
P>Returns	No	Yd	Avg	FC	Lg
W.Wood	3	35	11.7	0	31
Total	3	35	11.7	0	31
K>Returns	No	Yd	Avg	Lg	TD
H.Adderley	1	24	24.0	24	0
T.Williams	1	18	18.0	18	0
T.Crutchler	1	7	7.0	7	0
Total	3	49	16.3	24	0

Oakland Raiders

Rushing	Att	Yd	Avg	Lg	Lg
H.Dixon	12	52	4.3	14	0
L.Todd	2	37	18.5	32	0
P.Banaszak	6	6	1.0	7	5
Total	20	105	5.2	32	0
Passing	Att	Cm	Yds	TD	Lg
D.Lamonica	34	15	208	2	41
Total	34	15	208	2	41
Receiving	No	Yd	Avg	Lg	TD
B.Miller	5	84	16.8	23	2
P.Banaszak	4	69	17.3	41	0
B.Cannon	2	25	12.5	15	0
F.Biletnikoff	2	10	5.0	6	0
W.Wells	1	17	17.0	17	0
H.Dixon	1	3	3.0	3	0
Total	15	208	13.9	41	2
Intercept.	No	Yd	Avg	Lg	TD
P>Returns	No	Yd	Avg	FC	Lg
R.Bird	1	12	12.0	12	0
W.Wells	1	0	0.0	0	0
Total	2	12	6.0	12	0
K>Returns	No	Yd	Avg	Lg	TD
L.Todd	3	63	21.0	23	0
D.Grayson	3	61	20.3	25	0
W.Hawkins	1	3	3.0	3	0
Total	7	127	18.1	25	0

SUPER BOWL XXXI

GREEN BAY 35, NEW ENGLAND 21

Louisiana Superdome, New Orleans, La., Sunday, Jan. 26, 1997; Attendance: 72,301; Time: 3:21; Weather: (indoors)



Using several momentum-turning big plays, the Packers held off resilient New England to capture their first world championship in 29 years. For Green Bay, the victory also marked its league-high 12th NFL championship as well as its third Super Bowl triumph.

The Packers jumped to an early 10-0 lead. Brett Favre, sensing a Patriots blitz, audibled on Green Bay's second play from scrimmage, hitting late-season pickup Andre Rison on a wide-open post pattern for a 54-yard touchdown pass. On the ensuing New England possession, Doug Evans intercepted Drew Bledsoe at the Patriots' 28, which led to a 37-yard field goal by Chris Jacke.

New England then was able to turn the tide in its favor, however, as Bledsoe took his club on two long drives for touchdowns. The first, which covered 79 yards and culminated in a short pass to Keith Byars, was aided by two long throws to Pats running backs and a 26-yard pass-interference penalty. The second, starting at the New England 43, was spurred by a leaping, 44-yard reception by rookie Terry Glenn. When Ben Coates caught a 4-yard TD pass from Bledsoe, the Patriots momentarily had their only lead of the game and had completed the highest-scoring first quarter in Super Bowl history.

Green Bay rebounded to retake the lead when Favre, seeing Patriots' strong safety Lawyer Milloy at the line of scrimmage in tight coverage on Antonio Freeman, watched Freeman elude Milloy's "bump" and lofted a perfect aerial to Freeman along the right sideline. Freeman, able to outrun New England's late-arriving free safety, covered 81 yards for the longest reception in Super Bowl history at that time. After another Jacke field goal, Favre took advantage of a Mike Prier interception and escorted his troops on a nine-play, 74-yard march just before halftime that ended when, on a bootleg left, he lunged the ball over the goal line as he was rolling out of bounds.

Taking a 27-14 edge out of the locker room at halftime, Green Bay maintained that lead until late in the third quarter, when the Patriots' Curtis Martin made a magnificent 18-yard run up the middle of the Packers' defense to pull New England to within six points at 27-21.

That margin was short-lived, though, as Desmond Howard returned the ensuing kickoff 99 yards for a back-breaking touchdown (the longest kick return in Super Bowl history at the time), bursting through the center of the Packers' well-blocked wedge, then juking kicker Adam Vinatieri to bolt free. Howard, who had 244 total return yards in the game including key punt runbacks of 32 and 34 yards, was voted the game's most valuable player, becoming the first special teams player to be so honored. A subsequent, successful two-point conversion, where Favre found Mark Chmura along the back of the end zone, gave the Green and Gold an insurmountable two-touchdown lead.

The top-ranked Green Bay defense, which had four interceptions of Bledsoe, was led by Reggie White, who sacked the New England quarterback a Super Bowl-record three times, including twice in a row on the possession immediately following Howard's scoring return.

Favre, playing less than an hour from his hometown of Kiln, Miss., completed 14 of 27 passes for 246 yards and two touchdowns without an interception, while his counterpart, Bledsoe, threw for 253 yards and two scores on 25-of-48 passing.



New England Patriots					Green Bay Packers						
Offense			Defense		Offense			Defense			
WR	84	S.Jefferson	LE	92	F.Collins	WR	86	A.Freeman	LE	92	R.White
LT	78	B.Armstrong	LT	97	M.Wheeler	LT	64	B.Wilkerson	DT	71	S.Dotson
LG	76	W.Roberts	RT	75	P.Sagapolutele	LG	73	A.Taylor	NT	93	Gi.Brown
C	64	D.Wohlabough	RE	55	W.McGinest	C	52	F.Winters	RE	96	S.Jones
RG	71	T.Rucci	LLB	53	C.Slade	RG	63	A.Timmerman	LLB	59	W.Simmons
RT	68	M.Lane	MLB	52	T.Johnson	RT	72	E.Dotson	MLB	54	R.Cox
TE	87	B.Coates	RLB	59	T.Collins	TE	89	M.Chmura	RB	51	B.Williams
WR	88	T.Glenn	LCB	24	T.Law	WR	84	A.Rison	LCB	21	C.Newsome
QB	11	D.Bledsoe	RCB	45	O.Smith	QB	4	B.Favre	RCB	33	D.Evans
RB	28	C.Martin	SS	36	L.Milloy	RB	34	E.Bennett	SS	36	L.Butler
FB	41	K.Byars	FS	32	W.Clay	FB	30	W.Henderson	FS	41	E.Robinson

Referee: Gerald Austin (34)

FIELD GOALS (made () & missed)

	1	2	3	4	Total
New England.....	1	0	7	0	— 21
Green Bay.....	10	17	8	0	— 35

C.Jacke (37) (31) 47WR

Team	Qtr	Time	Play Description (Extra Point) (Drive Info)	NE	GB
Packers	1	11:28	A.Rison 54 yd. pass from B.Favre (C.Jacke kick) (2-55, 0:51)	0	7
Packers	1	8:42	C.Jacke 37 yd. Field Goal (4-9, 1:58)	0	10
Patriots	1	6:35	K.Byars 1 yd. pass from D.Bledsoe (A.Vinatieri kick) (6-79, 2:07)	7	10
Patriots	1	2:33	B.Coates 4 yd. pass from D.Bledsoe (A.Vinatieri kick) (4-57, 2:11)	14	10
Packers	2	14:04	A.Freeman 81 yd. pass from B.Favre (C.Jacke kick) (1-81, 0:10)	14	17
Packers	2	8:15	C.Jacke 31 yd. Field Goal (8-33, 2:58)	14	20
Packers	2	1:11	B.Favre 2 yd. run (C.Jacke kick) (9-74, 5:59)	14	27
Patriots	3	3:27	C.Martin 18 yd. run (A.Vinatieri kick) (7-53, 3:25)	21	27
Packers	3	3:10	D.Howard 99 yd. kickoff return (M.Chmura-B.Favre pass)	21	35



continued on next page

New England Patriots					
Rushing	Att	Yd	Avg	Lg	TD
C.Martin	11	42	3.8	18	1
D.Bledsoe	1	1	1.0	1	0
D.Meggett	1	0	0.0	0	0
Total	13	43	3.3	18	1
Passing					
Att	Cm	Yds	TD	Lg	Int
D.Bledsoe	48	25	253	2	44
Total	48	25	253	2	44
Receiving					
No	Yd	Avg	Lg	TD	
B.Coates	6	67	11.2	19	1
T.Glenn	4	62	15.5	44	0
K.Byers	4	42	10.5	32	1
S.Jefferson	3	34	11.3	14	0
C.Martin	3	28	9.3	20	0
D.Meggett	3	8	2.7	5	0
V.Brisby	2	12	6.0	7	0
Total	25	253	10.1	44	2
Intercept.					
No	Yd	Avg	Lg	TD	
Total	25	253	10.1	44	2
P>Returns					
No	Yd	Avg	FC	Lg	TD
D.Meggett	4	30	7.5	2	20
(downed)	1	0	0.0	0	0
Total	4	30	7.5	2	20
K>Returns					
No	Yd	Avg	Lg	TD	
D.Meggett	5	117	23.4	26	0
H.Graham	1	18	18.0	18	0
(t'back)	1	0	0.0	0	0
Total	6	135	22.5	26	0

Green Bay Packers					
Rushing	Att	Yd	Avg	Lg	TD
D.Levens	14	61	4.4	12	0
E.Bennett	17	40	2.4	10	0
B.Favre	4	12	3.0	12	1
W.Henderson	1	2	2.0	2	0
Total	36	115	3.2	12	1
Passing					
Att	Cm	Yds	TD	Lg	Int
B.Favre	27	14	246	2	81t
Total	27	14	246	2	81t
Receiving					
No	Yd	Avg	Lg	TD	
A.Freeman	3	105	35.0	81t	1
D.Levens	3	23	7.7	14	0
A.Rison	2	77	38.5	54t	1
W.Henderson	2	14	7.0	8	0
M.Chmura	2	13	6.5	8	0
K.Jackson	1	10	10.0	10	0
E.Bennett	1	4	4.0	4	0
Total	14	246	17.6	81t	2
Intercept.					
No	Yd	Avg	Lg	TD	
B.Williams	1	16	16.0	16	0
M.Prior	1	8	8.0	8	0
D.Evans	1	0	0.0	0	0
C.Newsome	1	0	0.0	0	0
Total	4	24	6.0	16	0
P>Returns					
No	Yd	Avg	FC	Lg	TD
D.Howard	6	90	15.0	1	34
(out/bnds)	1	0	0.0	0	0
Total	6	90	15.0	1	34
K>Returns					
No	Yd	Avg	Lg	TD	
D.Howard	4	154	38.5	99t	1
Total	4	154	38.5	99t	1

	Patriots	Packers
TOTAL FIRST DOWNS	16	16
By Rushing	3	8
By Passing	12	6
By Penalty	1	2
THIRD-DOWN EFFICIENCY	4-14-29%	3-15-20%
FOURTH-DOWN EFFICIENCY	0-2-0%	0-1-0%
TOTAL NET YARDS	257	323
Total Offensive Plays	66	68
Average gain per offensive play	3.9	4.8
NET YARDS RUSHING	43	115
Total Rushing Plays	13	36
Average gain per rushing play	3.3	3.2
NET YARDS PASSING	214	208
Times thrown-yards lost att. to pass	5-39	5-38
Gross yards passing	253	246
PASS ATT-COMP-INT	48-25-4	27-14-0
Average gain per pass play	4.0	6.5
PUNTS Number and Average	8-45.1	7-42.7
TOTAL RETURN YARDS (not inc. kickoffs)	30	114
No. and Yards Punt Returns	4-30	6-90
No. and Yards Kickoff Returns	6-135	4-154
No. and Yards Interception Returns	0-0	4-24
PENALTIES Number and Yards	2-22	3-41
FUMBLES Number and Lost	0-0	0-0
EXTRA POINTS Made-Attempts	3-3	4-4
Kicking Made-Attempts	3-3	3-3
Passing Made-Attempts	0-0	1-1
FIELD GOALS Made-Attempts	0-0	2-3
RED-ZONE EFFICIENCY	3-3-100%	1-3-33%
GOAL-TO-GO EFFICIENCY	2-2-100%	1-1-100%
SAFETIES	0	0
FINAL SCORE	21	35
TIME OF POSSESSION	25:45	34:15



Sacks: Patriots: T. Bruschi 2, F. Collons 1, W. McGinest 1, O. Smith 1. Packers: R. White 3, L. Butler 1, S. Dotson 1.

Packers Tackle Leaders: E. Robinson 9 (6-3), L. Butler 7 (7-0), C. Newsome 6 (3-3), B. Williams 5 (4-1), G. Brown 5 (3-2), S. Dotson 4 (3-1), W. Simmons 4 (3-1), D. Evans 4 (2-2), R. Cox 4 (1-3), S. Jones 3 (3-0), R. White 3 (3-0), G. Wilkins 1 (1-0), M. Prior 1 (0-1), T. Williams 1 (0-1).

"This trophy ... this is it. It was named after Vince Lombardi. You play in Green Bay. As important as it is to any other team and any other player, it means more to us.

"Back in July, we set our goals. And I'm so proud of you. You made every single goal. You earned it, you worked for it.

"And before we came out for the second half, what did you do? You locked arms. Do it right now, men. Do it right now.

"To the coaches, players, organization, trainers, equipment people, *everybody*, this trophy is for you, men. *Everybody*. Everyone had a say in it, everyone got it done. I'm proud of you."

— Head Coach Mike Holmgren,
Packers postgame locker room, Jan. 26, 1997

SUPER BOWL XXXII

DENVER 31, GREEN BAY 24

Qualcomm Stadium, San Diego, Calif., Sunday, Jan. 25, 1998; Attendance: 68,912; Time: 3:25; Weather: 67° F; sunny



Behind a dominating rushing performance by San Diego native Terrell Davis, four-time Super Bowl loser Denver garnered its first-ever victory in the NFL's title game to dethrone the reigning champion Packers in what some called "the best Super Bowl ever." In the process, the Broncos also ended a 13-game Super Bowl winning streak by the National Football Conference representative and sent Green Bay to its initial Super Bowl defeat after three triumphs.

Davis, named as the game's most valuable player, averaged 5.2 yards per carry as he rushed for 157 yards and three touchdowns, including the final, decisive score with less than two minutes remaining.

After the opening possession — a 76-yard scoring sequence by Green Bay — it appeared (falsely) that the game might turn into just another rout by the NFC against an over-matched AFC opponent. The Packers easily traversed the field, capping the drive with an arching, 22-yard touchdown pass from Brett Favre to Antonio Freeman at the back of the end zone, Freeman tap-dancing to get his feet down, and Green Bay had a 7-0 lead less than five minutes into the contest.

But the Broncos stormed back, scoring the first three times they had the ball to commandeer a 17-7 advantage. After Davis went over from a yard out for Denver's initial points, the Broncos forced a pair of turnovers in Green Bay territory. First, Favre was intercepted when he prematurely unloaded a pass for Robert Brooks while under a heavy blitz, a miscue which resulted in a 1-yard touchdown run by Broncos quarterback John Elway on a bootleg to the right. Then, after Favre fumbled when hit by Denver safety Steve Atwater on another blitz, the Broncos tacked on a long field goal by Jason Elam.

Green Bay mounted an impressive, 95-yard touchdown drive to consume the latter half of the second quarter and pull to within 17-14. Favre lofted a perfect aerial to tight end Mark Chmura in the

back right corner of the end zone just 12 seconds before halftime, a pass which narrowly skirted the fingertips of a leaping defender.

Davis, who had missed the entire second quarter after experiencing migraine-headache symptoms, fumbled on the first play from scrimmage of the second half, an error which turned into a game-tying Ryan Longwell field goal only minutes later.

The Broncos went ahead again late in the third period, when Davis scored his second touchdown of the game to culminate a 92-yard, seven-plus-minute drive. And when, on the ensuing kickoff, Freeman fumbled at his own 22, things looked dire for Green Bay as it stared at a potential two-touchdown deficit heading into the final quarter. But when the Broncos went for the jugular on their first play, free safety Eugene Robinson intercepted Elway in the end zone.

Favre completed three passes to Freeman on the ensuing Green Bay possession, including a 13-yard crossing route for the receiver's second touchdown, which knotted the score at 24 with 13½ minutes remaining. Freeman made nine receptions (for 126 yards) on the day to equal the club's all-time playoff record.

After the Packers failed to take advantage of one fourth-quarter drive which neared midfield, Denver ran the ball down their throat for the game's winning touchdown, a drive which covered 49 yards in only five plays — four on the ground. Davis strolled into the end zone untouched up the middle

for a 31-24 lead with just 105 ticks of the clock left.

Still facing the relentless blitzing which had characterized the play of the Denver defense throughout the game, from his own 30-yard line Favre moved the Packers 39 yards down the field on four straight passes to Dorsey Levens to reach the Broncos' 31 with 42 seconds remaining.

But when his next three throws fell incomplete, including a fourth-down pass intended for Chmura which was knocked down by linebacker John Mobley, the game was Denver's, giving Elway a long-awaited Super Bowl victory after he personally had endured three losses. In the process, the Broncos became just the second wild-card team to capture a Super Bowl.

continued on next page



PACKERS SUPER BOWLS
COMMUNITY
ADMIN. & COACHES
VETERANS
DRAFT & FREE AGENTS
REVIEW
2020
SUPER BOWLS
LAMBEAU FIELD
MISC.

Green Bay Packers

Denver Broncos



	Offense		Defense	
WR	86 A.Freeman	LE	92 R.White	
LT	78 R.Verba	DT	71 S.Dotson	
LG	73 A.Taylor	NT	93 G.Brown	
C	52 F.Winters	RE	98 G.Wilkins	
RG	63 A.Timmerman	LLB	54 S.Joyner	
RT	72 E.Dotson	MLB	55 B.Harris	
TE	89 M.Chmura	LLB	51 B.Williams	
WR	87 R.Brooks	LCB	37 T.Williams	
QB	4 B.Favre	RCB	33 D.Evans	
RB	25 D.Levens	SS	36 L.Butler	
FB	30 W.Henderson	FS	41 E.Robinson	

	Offense		Defense	
WR	80 R.Smith	LE	90 N.Smith	
LT	65 G.Zimmerman	LT	94 K.Traylor	
LG	69 M.Schlereth	RT	98 M.Tanuvasa	
C	66 T.Nalen	RE	91 A.Williams	
RG	75 B.Habib	WLB	51 J.Mobley	
RT	77 T.Jones	MLB	57 A.Aldridge	
TE	84 S.Sharpe	SLB	53 B.Romanowski	
WR	87 E.McCaffrey	LCB	39 R.Crockett	
QB	7 J.Elway	RCB	23 D.Gordon	
RB	30 T.Davis	SS	34 T.Braxton	
FB	29 H.Griffith	FS	27 S.Atwater	

Referee: Ed Hochuli (85)

FIELD GOALS (made () & missed)

Green Bay	1	2	3	4	Total	R.Longwell	(27)	J.Elam	(51)
Denver	7	10	7	7	31				

Team	Qtr	Time	Play Description (Extra Point) (Drive Info)	GB	Den
Packers	1	10:58	A.Freeman 22 yd. pass from B.Favre (R.Longwell kick) (8-76, 4:02)	.7	0
Broncos	1	5:39	T.Davis 1 yd. run (J.Elam kick) (10-58, 5:19)	7	7
Broncos	2	14:55	J.Elway 1 yd. run (J.Elam kick) (8-45, 4:54)	7	14
Broncos	2	12:21	J.Elam 51 yd. Field Goal (4-0, 1:02)	7	17
Packers	2	0:12	M.Chmura 6 yd. pass from B.Favre (R.Longwell kick) (17-95, 7:26)	.14	17
Packers	3	11:59	R.Longwell 27 yd. Field Goal (7-17, 2:42)	17	17
Broncos	3	0:34	T.Davis 1 yd. run (J.Elam kick) (13-92, 7:12)	17	24
Packers	4	13:32	A.Freeman 13 yd. pass from B.Favre (R.Longwell kick) (4-85, 1:39)	24	24
Broncos	4	1:45	T.Davis 1 yd. run (J.Elam kick) (5-49, 1:42)	24	31



Favre, while not turning in his usual MVP-like performance, completed 25 of 42 passes for 256 yards and three touchdowns with one interception. Elway, who did not complete a pass to one of his wide receivers until late in the third quarter, threw for 123 yards on 12-of-22 passing while being intercepted once.



Green Bay Packers						Denver Broncos							
Rushing	Att	Yd	Avg	Lg	TD	Rushing	Att	Yd	Avg	Lg	TD		
D.Levens	19	90	4.7	16	0	T.Davis	30	157	5.2	27	3		
R.Brooks	1	5	5.0	5	0	J.Elway	5	17	3.4	10	1		
						V.Hebron	3	3	1.0	2	0		
						H.Griffith	1	2	2.0	2	0		
Total	20	95	4.8	16	0	Total	39	179	4.6	27	4		
Passing	Att	Cm	Yds	TD	Lg	Int	Passing	Att	Cm	Yds	TD	Lg	Int
B.Favre	42	25	256	3	27	1	J.Elway	22	12	123	0	36	1
Total	42	25	256	3	27	1	Total	22	12	123	0	36	1
Receiving	No	Yd	Avg	Lg	TD	Receiving	No	Yd	Avg	Lg	TD		
A.Freeman	9	126	14.0	27	2	S.Sharpe	5	38	7.6	12	0		
D.Levens	6	56	9.3	22	0	E.McCaffrey	2	45	22.5	36	0		
M.Chmura	4	43	10.8	21	0	T.Davis	2	8	4.0	4	0		
R.Brooks	3	16	5.3	10	0	H.Griffith	1	23	23.0	23	0		
W.Henderson	2	9	4.5	7	0	V.Hebron	1	5	5.0	5	0		
T.Mickens	1	6	6.0	6	0	D.Carswell	1	4	4.0	4	0		
Total	25	256	10.2	27	3	Total	12	123	10.3	36	0		
Intercept.	No	Yd	Avg	Lg	TD	Intercept.	No	Yd	Avg	Lg	TD		
E.Robinson	1	17	17.0	17	0	T.Braxton	1	0	0.0	0	0		
Total	1	17	17.0	17	0	Total	1	0	0.0	0	0		
P>Returns	No	Yd	Avg	FC	Lg	TD	P>Returns	No	Yd	Avg	FC	Lg	TD
R.Brooks	0	0	0.0	0	0	0	D.Gordon	0	0	0.0	2	0	0
(downed)	3	0	0.0	0	0	0	R.Smith	0	0	0.0	1	0	0
Total	0	0	0.0	0	0	0	(downed)	1	0	0.0	0	0	0
Total	0	0	0.0	0	0	0	Total	0	0	0.0	3	0	0
K>Returns	No	Yd	Avg	Lg	TD	K>Returns	No	Yd	Avg	Lg	TD		
A.Freeman	6	104	17.3	22	0	V.Hebron	4	79	19.8	32	0		
Total	6	104	17.3	22	0	K.Burns	1	16	16.0	16	0		
						Total	5	95	19.0	32	0		

	Packers	Broncos
TOTAL FIRST DOWNS	21	21
By Rushing.....	4	14
By Passing.....	14	5
By Penalty.....	3	2
THIRD-DOWN EFFICIENCY	5-14-36%	5-10-50%
FOURTH-DOWN EFFICIENCY	0-1-0%	0-0-0%
TOTAL NET YARDS	350	302
Total Offensive Plays.....	63	61
Average gain per offensive play.....	5.6	5.0
NET YARDS RUSHING	95	179
Total Rushing Plays.....	20	39
Average gain per rushing play.....	4.8	4.6
NET YARDS PASSING	255	123
Times thrown-yards lost att. to pass.....	1-1	0-0
Gross yards passing.....	256	123
PASS ATT-COMP-INT	42-25-1	22-12-1
Average gain per pass play.....	5.9	5.6
PUNTS Number and Average	4-35.5	4-36.5
TOTAL RETURN YARDS (not inc. kickoffs)	17	0
No. and Yards Punt Returns.....	0-0	0-0
No. and Yards Kickoff Returns.....	6-104	5-95
No. and Yards Interception Returns.....	1-17	1-0
PENALTIES Number and Yards	9-59	7-65
FUMBLES Number and Lost	2-2	1-1
EXTRA POINTS Made-Attempts	3-3	4-4
FIELD GOALS Made-Attempts	1-1	1-1
RED-ZONE EFFICIENCY	2-3-67%	4-4-100%
GOAL-TO-GO EFFICIENCY	1-1-100%	4-4-100%
SAFETIES	0	0
FINAL SCORE	24	31
TIME OF POSSESSION	27:35	32:25



Sacks: Packers: none. Broncos: Atwater 1.

Packers Tackle Leaders: L.Butler 9 (7-2), E.Robinson 8 (6-2), B.Harris 7 (6-1), S.Dotson 6 (6-0), T.Williams 6 (6-0), B.Williams 5 (5-0), G.Brown 4 (3-1), S.Joyner 3 (3-0), D.Evans 3 (2-1), R.White 1 (1-0).

PLAYERS WHO HAVE PLAYED IN TWO SUPER BOWLS FOR PACKERS

H.Adderley..... I, II	E.Dotson..... XXXI, XXXII	T.Jervey..... XXXI, XXXII	B.Skoronski..... I, II
L.Aldridge..... I, II	S.Dotson..... XXXI, XXXII	B.Jeter..... I, II	B.Starr..... I, II
D.Anderson..... I, II	B.Dowler..... I, II	H.Jordan..... I, II	A.Taylor..... XXXI, XXXII
K.Bowman..... I, II	D.Evans..... XXXI, XXXII	R.Kostelnik..... I, II	J.Thomason..... XXXI, XXXII
Z.Bratkowski..... I, II	B.Favre..... XXXI, XXXII	J.Kramer..... I, II	F.Thurston..... I, II
B.Brown..... I, II	M.Fleming..... I, II	D.Levens..... XXXI, XXXII	A.Timmerman..... XXXI, XXXII
Gi.Brown..... XXXI, XXXII	A.Freeman..... XXXI, XXXII	B.Long..... I, II	J.Weatherwax..... I, II
T.Brown..... I, II	G.Gillingham..... I, II	M.McGee..... I, II	R.White..... XXXI, XXXII
L.Butler..... XXXI, XXXII	F.Fregg..... I, II	K.McKenzie..... XXXI, XXXII	B.Wilkerson..... XXXI, XXXII
L.Caffey..... I, II	B.Harris..... XXXI, XXXII	T.Mickens..... XXXI, XXXII	G.Wilkins..... XXXI, XXXII
D.Chandler..... I, II	D.Hart..... I, II	R.Mullen..... XXXI, XXXII	B.Williams..... XXXI, XXXII
M.Chmura..... XXXI, XXXII	W.Henderson..... XXXI, XXXII	R.Nitschke..... I, II	Ty.Williams..... XXXI, XXXII
T.Crutcher..... I, II	C.Hentrich..... XXXI, XXXII	M.Prior..... XXXI, XXXII	F.Winters..... XXXI, XXXII
C.Dale..... I, II	D.Holland..... XXXI, XXXII	D.Robinson..... I, II	W.Wood..... I, II
W.Davis..... I, II	L.Hollinquest..... XXXI, XXXII	E.Robinson..... XXXI, XXXII	

SUPER BOWL XLV

GREEN BAY 31, PITTSBURGH 25

Cowboys Stadium, Arlington, Texas, Sunday, Feb. 6, 2011; Attendance: 91,060; Time: 3:32; Weather: (indoors)



On the strength of a masterful passing display by quarterback Aaron Rodgers and a series of timely turnovers courtesy of an opportunistic defense, the resilient Packers laid claim to the franchise's fourth Super Bowl title in front of 91,060 fans at majestic Cowboys Stadium in Arlington, Texas. Green Bay became just the second No. 6 seed to win the Super Bowl since the league adopted a 12-team format in 1990, and capped off its string of six consecutive elimination games by again overcoming the

loss of key players to injuries, just as it had throughout the 2010 season. Offensively, the Packers opened the game in a four-wide-receiver set intent on spreading out Pittsburgh's attacking 3-4 defense and keeping its vaunted front seven off balance. After the teams traded punts early on, Rodgers led the Packers on an 80-yard scoring drive on the unit's second possession. The quarterback completed 5 of 6 attempts for 63 yards on the series, perfectly placing a 29-yard touchdown in the hands of receiver Jordy Nelson along the right sideline for the game's opening score.

And it wouldn't be long before the Packers built on their early lead. On the first play of the Steelers' ensuing possession, defensive lineman Howard Green bull-rushed his way into the Pittsburgh pocket, batting the arm of quarterback Ben Roethlisberger, whose deep pass down the left sideline fell well short and into the arms of converging Packers safety Nick Collins at the Pittsburgh 37. After securing the interception, Collins weaved his way through would-be tacklers and went airborne at the 3, diving into the end zone to give Green Bay a commanding 14-0 lead with 3:20 remaining in the opening quarter.

After surrendering a 33-yard field goal that made the score 14-3, the Packers defense was the beneficiary of a Roethlisberger mistake on Pittsburgh's next possession when cornerback Jarrett Bush jumped in front of a crossing route intended for receiver Mike Wallace and came down with the interception at the Green Bay 47.

Despite receiving news that veteran stalwart receiver Donald Driver would not return to the game due to an ankle injury, Rodgers and the offense wasted little time taking advantage of the extra possession and the field position that accompanied it. They needed only four plays to cross the goal line, doing so when Rodgers made another of his pinpoint throws,

a 21-yard dart to wide receiver Greg Jennings over the deep middle. The quarterback's pass eluded safety Ryan Clark, who had closed tightly on the route, and made the score 21-3.

While the Driver injury was an unquestioned blow to the offense, the defense also suffered a seemingly devastating loss when cornerback Charles Woodson, a playoff captain and the team's leader throughout the postseason, sustained a broken collarbone on the second play of Pittsburgh's final drive of the first half.

Pittsburgh scored its first touchdown of the game five plays after the Woodson injury when Roethlisberger found Hines Ward in the back corner of the end zone from 8 yards out.

The Packers entered the locker room ahead, 21-10, but were forced to regroup in the face of the injuries. Having gone through the painful process of placing 15 players on injured reserve during the regular season, overcoming injuries was a familiar practice for these Packers.

That said, the Steelers built off of the momentum they carried into halftime and came out with a vengeance in the second half. Their first drive ended with an 8-yard touchdown run by Rashard Mendenhall that tightened the score to 21-17.

The Packers, meanwhile, sputtered offensively in the third quarter as Rodgers fell victim to drops and other miscues that inhibited his usual rhythm in the passing game.

With the Steelers driving deeper into Packers territory for the go-ahead score at the start of the fourth quarter, linebacker Clay Matthews made the kind of game-changing play that had defined his young career in Green Bay. On a second-down run to his side, he shot inside of a block by a tight end, and, in concert with defensive end Ryan Pickett, met Mendenhall in the backfield, jarring the ball loose. The fumble was recovered by linebacker Desmond Bishop, and momentum was shifted almost entirely back in the Packers' favor.

Eight plays later, Rodgers found Jennings for an 8-yard touchdown that again made it a two-score game, at 28-17.

Refusing to go quietly, Roethlisberger and the veteran Steelers responded immediately, putting together a seven-play drive of their own that culminated with a 25-yard touchdown pass to Wallace and a successful two-point conversion on an option pitch to wide receiver Antwan Randle El.

Leading by a narrow 28-25 margin, Rodgers and the offense took over with 7:29 remaining, looking to wind the clock down and put the game out of reach. On third-and-10 from their own 25, Rodgers made one of the most

continued on next page



PACKERS SUPER BOWLS

COMMUNITY

ADMIN. & COACHES

VETERANS

DRAFT & FREE AGENTS

2020 REVIEW

SUPER BOWLS

LAMBEAU FIELD

MISC.

Pittsburgh Steelers			
Offense		Defense	
WR 86	H.Ward	NT 98	C.Hampton
LT 72	J.Scott	RDE 99	B.Keisel
LG 68	C.Kemoatu	LOLB 56	L.Woodley
C 64	D.Legursky	LILB 51	J.Farrior
RG 73	R.Foster	RILB 94	L.Timmons
RT 71	F.Adams	ROLB 92	J.Harrison
TE 83	H.Miller	LCB 20	B.McFadden
RB 34	R.Mendenhall	FS 25	R.Clark
FB 85	D.Johnson	SS 43	T.Polamalu
QB 7	B.Roethlisberger	RCB 24	I.Taylor
TE 89	M.Spaeth	CB 22	W.Gay

Green Bay Packers			
Offense		Defense	
WR 85	G.Jennings	LDE 79	R.Pickett
LT 76	C.Clifton	NT 90	B.Raji
LG 73	D.Colledge	RDE 95	H.Green
C 63	S.Wells	DE 98	C.Wilson
RG 71	J.Sitton	LOLB 52	C.Matthews
RT 75	B.Bulaga	BLB 50	A.Hawk
RB 44	J.Starks	MLB 55	D.Bishop
WR 89	J.Jones	ROLB 58	F.Zombo
QB 12	A.Rodgers	LCB 21	C.Woodson
WR 80	D.Driver	FS 36	N.Collins
WR 87	J.Nelson	RCB 38	T.Williams

Referee: Walt Anderson (66)

	1	2	3	4	Total
Pittsburgh	0	10	7	8	25
Green Bay	14	7	0	10	31

FIELD GOALS (made () & missed)		
S.Suisham	(33) 52W/L	M.Crosby (23)

Team	Qtr	Time	Play Description (Extra Point) (Drive Info)	Pt	GB
Packers	1	3:44	J.Nelson 29 yd. pass from A.Rodgers (M.Crosby kick) (9-80, 4:33)	0	7
Packers	1	3:20	N.Collins 37 yd. interception return (M.Crosby kick)	0	14
Steelers	2	11:08	S.Suisham 33 yd. Field Goal (13-49, 7:12)	3	14
Packers	2	2:24	G.Jennings 21 yd. pass from A.Rodgers (M.Crosby kick) (4-53, 2:04)	3	21
Steelers	2	0:39	H.Ward 8 yd. pass from B.Roethlisberger (S.Suisham kick) (7-77, 1:45)	0	21
Steelers	3	10:19	R.Mendenhall 8 yd. run (S.Suisham kick) (5-50, 2:20)	0	17
Packers	4	11:57	G.Jennings 8 yd. pass from A.Rodgers (M.Crosby kick) (8-55, 2:53)	0	17
Steelers	4	7:34	M.Wallace 25 yd. pass from B.Roethlisberger (A.Randle El run) (7-66, 4:23)	0	28
Packers	4	2:07	M.Crosby 23 yd. Field Goal (10-70, 5:27)	0	25



memorable throws in the history of the Super Bowl. The Steelers rushed only three, but even having eight players in coverage wasn't enough to keep Rodgers from connecting with Jennings down the seam for 31 yards, just beyond the fingertips of cornerback Ike Taylor, who had excellent coverage on the play.

The drive resulted in a 23-yard Mason Crosby field goal that extended the lead to 31-25, but also gave Pittsburgh and the dangerous Roethlisberger a chance to drive for the winning score with just under two minutes remaining.

The Packers' defense stood up to the challenge, though, and Roethlisberger's fourth-down pass to Wallace was broken up by cornerback Tramon Williams.

After two kneel-downs by Rodgers, confetti showered the field and the Packers were champions of pro football for a record 13th time. League commissioner Roger Goodell and guest presenter Roger Staubach handed the Vince Lombardi Trophy to Packers President/CEO Mark Murphy, General Manager Ted Thompson and Head Coach Mike McCarthy on a celebratory platform at midfield.

Rodgers was awarded the game's most valuable player honors after completing 24 of 39 attempts for 304 yards and three touchdowns. He became just the fourth quarterback ever to throw for 300-plus yards and three-plus TDs with no INTs in a Super Bowl.

	Steelers	Packers
TOTAL FIRST DOWNS	19	15
By Rushing.....	8	4
By Passing.....	11	11
By Penalty.....	0	0
THIRD-DOWN EFFICIENCY	7-13-54%	6-13-46%
FOURTH-DOWN EFFICIENCY	0-1-0%	0-0-0%
TOTAL NET YARDS	387	338
Total Offensive Plays.....	64	55
Average gain per offensive play.....	6.1	6.1
NET YARDS RUSHING	126	50
Total Rushing Plays.....	23	13
Average gain per rushing play.....	5.5	3.8
NET YARDS PASSING	261	288
Times thrown-yards lost att. to pass.....	1-2	3-16
Gross yards passing.....	263	304
PASS ATT-COMP-INT.	40-25-2	39-24-0
Average gain per pass play.....	6.4	6.9
PUNTS Number and Average	3-51.0	6-40.5
TOTAL RETURN YARDS (not inc. kickoffs)	5	38
No. and Yards Punt Returns.....	4-5	1-0
No. and Yards Kickoff Returns.....	6-111	3-63
No. and Yards Interception Returns.....	0-0	2-38
PENALTIES Number and Yards	6-55	7-67
FUMBLES Number and Lost	1-1	1-0
EXTRA POINTS Made-Attempts	3-3	4-4
Kicking Made-Attempts.....	2-2	4-4
Rushing Made-Attempts.....	1-1	0-0
FIELD GOALS Made-Attempts	1-2	1-1
RED-ZONE EFFICIENCY	2-3-67%	1-2-50%
GOAL-TO-GO EFFICIENCY	2-2-100%	1-2-50%
SAFETIES	0	0
FINAL SCORE	25	31
TIME OF POSSESSION	33:25	26:35

Packers Tackle Leaders: C.Peprah 10 (9-1), D.Bishop 8 (6-2), T.Williams 6 (3-3), F.Zombo 5 (5-0), A.Hawk 5 (2-3), N.Collins 4 (4-0), C.Matthews 3 (3-0), J.Bush 3 (2-1), C.Woodson 3 (2-1), R.Pickett 2 (2-0), S.Shields 2 (2-0), P.Lee 1 (1-0).

INTERCEPTION RETURNS A WINNING FORMULA IN THE SUPER BOWL

After Packers safety Nick Collins intercepted Steelers QB Ben Roethlisberger at Pittsburgh's 37-yard line in front of the Steelers' bench late in the first quarter of Super Bowl XLV, he embarked on a return that would significantly turn the momentum in Green Bay's favor. Collins weaved his way through a host of Steelers on his way to the end zone, going aerial at the 3-yard line and across the goal line to put the Packers ahead by a commanding 14-0 margin early in the game.

Green Bay went on to defeat Pittsburgh, 31-25, for what was the fourth Super Bowl title in the illustrious history of the franchise. Collins became the second Packer and 12th overall player in league history to return an interception for a touchdown in the Super Bowl.

Interestingly, in what is a testament to the evolution of the passing game, there were only four interception touchdowns in the first 20 Super Bowls, and after a 14-year drought, there have been 11 in the last 21 world championship contests. Teams who are the beneficiary of such critical plays are 12-1 in the big game. A closer look at the 15 interception returns for touchdowns and the results of those games:

Player	Team	Opp	SB	Ret. Yds	Result
Herb Adderley	GB	Oak.	II	60	W, 33-14
Willie Brown	Oak.	Min.	XI	75	W, 32-14
Jack Squirek	LAR	Was.	XVIII	5	W, 38-9
Reggie Phillips	ChiB	NE	XX	28	W, 46-10
Duane Starks	BaIR	NYG	XXXV	49	W, 34-7
Ty Law	NE	StLR	XXXVI	47	W, 20-17
Dwight Smith	TB	Oak.	XXXVII	44	W, 48-21
Derrick Brooks	TB	Oak.	XXXVII	44	W, 48-21

Pittsburgh Steelers						Green Bay Packers							
Rushing	Att	Yd	Avg	Lg	TD	Rushing	Att	Yd	Avg	Lg	TD		
R.Mendenhall	14	63	4.5	17	1	J.Starks	11	52	4.7	14	0		
B.Roethlisberger	4	31	7.8	18	0	A.Rodgers	2	-2	-1.0	-1	0		
I.Redman	2	19	9.5	16	0								
M.Moore	3	13	4.3	7	0								
Total	23	126	5.5	18	1	Total	13	50	3.8	14	0		
Passing	Att	Cm	Yds	TD	Lg	In	Passing	Att	Cm	Yds	TD	Lg	In
B.Roeth.	40	25	263	2	37	2	A.Rodgers	39	24	304	3	38	0
Total	40	25	263	2	37	2	Total	39	24	304	3	38	0
Receiving	No	Yd	Avg	Lg	TD	Receiving	No	Yd	Avg	Lg	TD		
M.Wallace	9	89	9.9	25	1	J.Nelson	9	140	15.6	38	1		
H.Ward	7	78	11.1	17	1	J.Jones	5	50	10.0	21	0		
A.Randle El	2	50	25.0	37	0	G.Jennings	4	64	16.0	31	2		
E.Sanders	2	17	8.5	13	0	D.Driver	2	28	14.0	24	0		
H.Miller	2	12	6.0	15	0	B.Jackson	1	14	14.0	14	0		
M.Spaeth	1	9	9.0	9	0	A.Quarless	1	5	5.0	5	0		
R.Mendenhall	1	7	7.0	7	0	K.Hall	1	2	2.0	2	0		
A.Brown	1	1	1.0	1	0	T.Crabtree	1	1	1.0	1	0		
Total	25	263	10.5	37	2	Total	24	304	12.7	38	3		
Intercept.	No	Yd	Avg	Lg	TD	Intercept.	No	Yd	Avg	Lg	TD		
						N.Collins	1	37	37.0	37	1		
						J.Bush	1	1	1.0	1	0		
						Total	2	38	19.0	37	1		
P>Returns	No	Yd	Avg	FC	Lg	TD	P>Returns	No	Yd	Avg	FC	Lg	TD
A.Brown	4	5	1.3	0	2	0	T.Williams	1	0	0.0	0	0	
A.Randle El	0	0	0.0	1	0	0	(downed)	1	0	0.0	0	0	
(f'back)	1	0	0.0	0	0	0	(f'back)	1	0	0.0	0	0	
Total	4	5	1.3	1	2	0	Total	1	0	0.0	0	0	
K>Returns	No	Yd	Avg	Lg	TD	K>Returns	No	Yd	Avg	Lg	TD		
A.Brown	4	88	22.0	38	0	P.Lee	2	44	22.0	28	0		
I.Redman	1	12	12.0	12	0	J.Nelson	1	19	19.0	19	0		
M.Moore	1	11	11.0	11	0	(f'back)	2	0	0.0	0	0		
Total	6	111	18.5	38	0	Total	3	63	21.0	28	0		



Sacks: Steelers: J.Harrison 1, E.Hood 1, L.Woodley 1. Packers: F.Zombo 1.

First played January 15, 1967, at the Los Angeles Coliseum, the Super Bowl was initiated to match the champions of the then-rival American Football League and National Football League. With a dominating defeat of their counterpart, the AFL's Kansas City Chiefs, by a score of 35-10 in Super Bowl I, the Packers laid the foundation for what would become a tradition of Super Bowl success. Just a year later in Super Bowl II, the Packers emerged with an equally impressive 33-14 conquest of the AFL's Oakland Raiders. Twenty-nine years later, Green Bay made its long-awaited return, appearing in Super Bowl XXXI and beating the New England Patriots, 35-21, making the franchise a perfect three-for-three in the renowned title game. Similar to their first tour in the late 1960's, the Packers returned to the championship game the following year, but suffered defeat at the hands of the Denver Broncos in Super Bowl XXXII.

Ending a hiatus that lasted 13 years, the 2010 Packers fought their way to North Texas for a Super Bowl XLV showdown with the Pittsburgh Steelers. The Packers prevailed, 31-25, in that contest, returning the famed Vince Lombardi Trophy to its rightful home in Green Bay.

In commemoration of those triumphs, each time the Packers went through the process of developing and purchasing a unique, customized ring honoring those within the organization who had contributed to the team's ultimate success.



SUPER BOWL I CHAMPIONSHIP RING

Designers: Vince Lombardi, the team's head coach; Bob Skoronski, the team's starting left tackle and at the time a part-time Jostens sales representative during the off-season; and Ken Westland, a representative of the Jostens Corporation.

Features: On one side is the NFL logo and shield; above the shield is a ribbon with the scores from the Packers' NFL Championship and Super Bowl victories, the first one reading "Green Bay 34, Dallas 27" in the upper left and the second one "Green Bay 35, Kansas City 10" in the upper right; below the shield is a crown with the three-word inscription "Harmony, Courage, Valor"; on the other side is a ribbon for the person's name, a Green Bay Packers helmet and a football. The top of the ring has "WORLD CHAMPIONS" spanning the upper and "GREEN BAY PACKERS" spanning the lower with the words broken up by a "19" on the left and "66" on the right. Within the white gold insert in the center on the top is a 1.00 point full-cut brilliant diamond. As an interesting anecdote, it is said that the specific nature of the diamond being exactly 1.00 pt. stems from the extremely precise, detail-oriented head coach, Vince Lombardi. Full-cut brilliant diamonds can range in size from .93-1.07 points, but according to those involved with the design, Lombardi demanded that the diamonds all be exactly 1.00 pt. The Packers produced approximately 45 of these rings for players, coaches and select staff members.

SUPER BOWL II CHAMPIONSHIP RING

Designers: Lombardi, Skoronski and Westland.

Features: On one side of the ring is a shield that holds within it a Green Bay Packers helmet and two crowns, one

honoring the 1966 championship and then another for the 1967 championship. Above the shield are banners commemorating all of the titles that had been won under then-head coach Lombardi: 1961, 1962, 1965, 1966 and 1967. Above those banners is a ribbon similar to the one from the previous year, featuring the scores of the Packers' two victorious championship games that closed out the season. The first is "Green Bay 21, Dallas 17," in remembrance of the historic NFL Championship Game known forever as "The Ice Bowl," and the second reads "Green Bay 33, Oakland 14," from Super Bowl II. Below the shield reads the word "Challenge." The other side of the ring features a ribbon with the person's name, and a large crown that has "NFL" inscribed on one side and "AFL" on the other with the crown sitting on top of the globe to signify the world championships. Below the globe is the inscription "Run to Win." The Packers produced approximately 45 of these rings for players, coaches and select staff members.

SUPER BOWL XXXI CHAMPIONSHIP RING

Designers: Bob Harlan, the Packers' President and CEO, General Manager Ron Wolf, and Head Coach Mike Holmgren teamed with the organization's seven-member executive committee and worked in concert with Jostens representatives Gary Rotherham, John Scarpellini and Charlie Anderson, a championship ring artist, to develop the idea.

Features: The center-top of the ring boasts a raised "G" on a background of diamonds with the words "World Champions" surrounding the logo. One shank (side) features the word "Packers" over the year "1996" above the word "Tradition," while the other shank includes the recipient's name, the Packers logo on a helmet, the team's 1996-97 record (16-3) and the recipient's number or position with the team. The ring contains 115 diamonds totaling 235 points, or 2.35 karats. In a true testament to the expansion of not only the league's roster limits, but also the front office and board of directors, the team produced 165 of the actual championship rings.

In addition to the rings themselves, Jostens designed several different sketches for the Packers, including a women's ring for female staff and coaches' and players' wives. Each married player and coach received a women's ring for his spouse and any single players or coaches received a yellow "G" pendant with 87.5 points of diamonds in it.



SUPER BOWL XLV CHAMPIONSHIP RING

Designers: An organization-led committee featuring Packers' President and CEO Mark Murphy, Executive Vice President and General Manager Ted Thompson, and Head Coach Mike McCarthy, along with Vice President of Football Administration Russ Ball and Vice President of Sales and Marketing Tim Connolly. The committee sought input from veteran players and then initiated the process once again with Jostens, producers of all four of the Packers' Super Bowl rings.



Features: As part of a recurring motif evident in several facets of the modern-day Packers franchise, the Super Bowl XLV championship ring matches first-rate quality with a thoughtful tribute to the organization's rich history and tradition. Presented to players, coaches and members of the

organization at a ceremony inside the Lambeau Field Atrium in June 2011, the diamond-studded platinum ring celebrates both the memorable journey and victory in the franchise's fifth Super Bowl appearance, and also some of the historical elements that make the Packers one of the NFL's oldest and most storied teams.

Similar to the XXXI ring, the crest features a raised "G" logo, this time cast in 18-karat yellow gold and set atop a green stone tablet. The theme of paying homage to history is seen front and center as the "G" features 13 diamonds commemorating the team's record 13 world championships. Additionally, the crest is cornered on each end by four marquise-cut diamonds in the shape of footballs, representative of the four Super Bowl wins. Comprising the remaining face of the crest are 92 diamonds, recognizing the 92-year history of the organization.

On one shoulder, the player's last name is emblazoned above a replica engraving of Lambeau Field, beneath which is their jersey number with a circle around it. The encircled number is a tribute to the front of the uniform worn by the 1929 team, winners of the first world championship in franchise history.



band features two separate inscriptions that make the piece unique.

The first is a listing of scores from the four playoff wins with accompanying logos of the defeated opponents. The first three wins came on the road, as the Packers became just the third team in league history to accomplish the feat and just the second No. 6 seed to win the Super Bowl.



them into Super Bowl XLV. His speech, and the major themes referenced within it, have been immortalized inside the ring with a large number "12" and the words "Mind, Goal, Purpose and Heart" listed vertically next to the number.

The rings were weighed at a reported 116 grams and feature diamonds totaling 3.35 carats.

The opposite shoulder is topped by the spelled-out "PACKERS" logo above the Vince Lombardi Trophy, named, of course, in honor of the organization's legendary head coach. The coach's name is featured much as it is on the actual trophy, above the NFL shield, along with the letters "XLV."

The inside of the

band features two separate inscriptions that make the piece unique.

The other inscription commemorates the speech given to the team by veteran cornerback Charles Woodson in the locker room following the NFC Championship Game victory over the Chicago Bears at Soldier Field. In the speech, Woodson, with one finger raised, encouraged his teammates to wholly unify for the coming two weeks that would lead

WOODSON GIVES "ONE" SPEECH FOR ALL TIME

The 2010 Packers became just the third team in NFL history to win three consecutive road playoff games, earning entry into Super Bowl XLV. A team that placed 15 players on injured reserve during the regular season, they continued to defy the odds throughout the playoffs, en route to becoming just the second No. 6 seed ever to win the Super Bowl.

Late in the season and during the playoffs, cornerback Charles Woodson became the team's emotional leader by virtue of his customary excellent performance on the field and his steady guidance off of it. Following the Packers' 21-14 triumph over the Chicago Bears in the NFC Championship Game at Soldier Field, Woodson took to a celebratory platform in the locker room after the team's postgame prayer.

A 13-year veteran who had suffered defeat in Super Bowl XXXVII as a member of the Oakland Raiders, Woodson seized the opportunity to set the agenda for the two weeks that would precede Green Bay's matchup with the Pittsburgh Steelers at Cowboys Stadium in North Texas.

Additionally, Woodson learned before the game that President Barack Obama had said publicly that he would attend the Super Bowl if the Bears were to advance. Knowing that the Super Bowl victor typically travels to the White House following the season, he was able to integrate that theme as well.

What followed is a speech that will forever exist in team lore and was eventually commemorated on the inner band of the team's Super Bowl championship rings:

"I want y'all to think about one thing ... one ... For two weeks, think about one. Let's be one mind, let's be one heartbeat, for one purpose, one goal, for one more game ... one. Let's get it ... And check this, if the President doesn't want to come watch us in the Super Bowl ... Guess what? We'll go see him! Let's get a 'White House' on three ... One-Two-Three [collectively] 'WHITE HOUSE!'"



GREEN BAY'S 60 POSTSEASON GAMES

Overall: 36-24	Home: 20-6	(Green Bay: 18-6, Milwaukee: 2-0)	Away: 11-17	Neutral: 5-1	
Date	Playoff	Opponent	Res	Score	Attend
Dec. 13, 1936	1936 NFL Championship	Boston Redskins (@ New York)	W	21-6	29,545
Dec. 11, 1938	1938 NFL Championship	at New York Giants	L	17-23	48,120
Dec. 10, 1939	1939 NFL Championship	New York Giants (@ Milwaukee)	W	27-0	32,279
Dec. 14, 1941	1941 Western Division Playoff	at Chicago Bears	L	14-33	43,425
Dec. 17, 1944	1944 NFL Championship	at New York Giants	W	14-7	46,016
Dec. 26, 1960	1960 NFL Championship	at Philadelphia Eagles	L	13-17	67,325
Dec. 31, 1961	1961 NFL Championship	New York Giants	W	37-0	39,029
Dec. 30, 1962	1962 NFL Championship	at New York Giants	W	16-7	64,892
Dec. 26, 1965	1965 Western Conf. Championship	Baltimore Colts	W	13-10 (ot)	50,484
Jan. 2, 1966	1965 NFL Championship	Cleveland Browns	W	23-12	50,777
Jan. 1, 1967	1966 NFL Championship	at Dallas Cowboys	W	34-27	74,152
Jan. 15, 1967	Super Bowl I (AFL-NFL World Champ.)	Kansas City Chiefs (@ Los Angeles)	W	35-10	61,946
Dec. 23, 1967	1967 Western Conf. Championship	Los Angeles Rams (@ Milwaukee)	W	28-7	49,861
Dec. 31, 1967	1967 NFL Championship	Dallas Cowboys	W	21-17	50,861
Jan. 14, 1968	Super Bowl II (AFL-NFL World Champ.)	Oakland Raiders (@ Miami)	W	33-14	75,546
Dec. 24, 1972	1972 NFC Divisional Playoff	at Washington Redskins	L	3-16	53,140
Jan. 8, 1983	1982 NFC First-Round Playoff	St. Louis Cardinals	W	41-16	54,282
Jan. 16, 1983	1982 NFC Second-Round Playoff	at Dallas Cowboys	L	26-37	63,972
Jan. 8, 1994	1993 NFC Wild Card Playoff	at Detroit Lions	W	28-24	68,479
Jan. 16, 1994	1993 NFC Divisional Playoff	at Dallas Cowboys	L	17-27	64,790
Dec. 31, 1994	1994 NFC Wild Card Playoff	Detroit Lions	W	16-12	58,125
Jan. 8, 1995	1994 NFC Divisional Playoff	at Dallas Cowboys	L	9-35	64,745
Dec. 31, 1995	1995 NFC Wild Card Playoff	Atlanta Falcons	W	37-20	60,453
Jan. 6, 1996	1995 NFC Divisional Playoff	at San Francisco 49ers	W	27-17	69,311
Jan. 14, 1996	1995 NFC Championship	at Dallas Cowboys	L	27-38	65,135
Jan. 4, 1997	1996 NFC Divisional Playoff	San Francisco 49ers	W	35-14	60,787
Jan. 12, 1997	1996 NFC Championship	Carolina Panthers	W	30-13	60,216
Jan. 26, 1997	Super Bowl XXXI ('96 season)	New England Patriots (@ New Orleans)	W	35-21	72,031
Jan. 4, 1998	1997 NFC Divisional Playoff	Tampa Bay Buccaneers	W	21-7	60,327
Jan. 11, 1998	1997 NFC Championship	at San Francisco 49ers	W	23-10	68,987
Jan. 25, 1998	Super Bowl XXXII ('97 season)	Denver Broncos (@ San Diego)	L	24-31	68,912
Jan. 3, 1999	1998 NFC Wild Card Playoff	at San Francisco 49ers	L	27-30	66,506
Jan. 13, 2002	2001 NFC Wild Card Playoff	San Francisco 49ers	W	25-15	59,825
Jan. 20, 2002	2001 NFC Divisional Playoff	at St. Louis Rams	L	17-45	66,338
Jan. 4, 2003	2002 NFC Wild Card Playoff	Atlanta Falcons	L	7-27	65,358
Jan. 4, 2004	2003 NFC Wild Card Playoff	Seattle Seahawks	W	33-27 (ot)	71,457
Jan. 11, 2004	2003 NFC Divisional Playoff	at Philadelphia Eagles	L	17-20 (ot)	67,707
Jan. 9, 2005	2004 NFC Wild Card Playoff	Minnesota Vikings	L	17-31	71,075
Jan. 12, 2008	2007 NFC Divisional Playoff	Seattle Seahawks	W	42-20	72,168
Jan. 20, 2008	2007 NFC Championship	New York Giants	L	20-23 (ot)	72,740
Jan. 10, 2010	2009 NFC Wild Card Playoff	at Arizona Cardinals	L	45-51 (ot)	61,926
Jan. 9, 2011	2010 NFC Wild Card Playoff	at Philadelphia Eagles	W	21-16	69,144
Jan. 15, 2011	2010 NFC Divisional Playoff	at Atlanta Falcons	W	48-21	69,210
Jan. 23, 2011	2010 NFC Championship	at Chicago Bears	W	21-14	62,377
Feb. 6, 2011	Super Bowl XLV ('10 season)	Pittsburgh Steelers (@ North Texas)	W	31-25	91,060
Jan. 15, 2012	2011 NFC Divisional Playoff	New York Giants	L	20-37	72,080
Jan. 5, 2013	2012 NFC Wild Card Playoff	Minnesota Vikings	W	24-10	71,548
Jan. 12, 2013	2012 NFC Divisional Playoff	at San Francisco 49ers	L	31-45	69,732
Jan. 5, 2014	2013 NFC Wild Card Playoff	San Francisco 49ers	L	20-23	77,525
Jan. 11, 2015	2014 NFC Divisional Playoff	Dallas Cowboys	W	26-21	79,704
Jan. 18, 2015	2014 NFC Championship	at Seattle Seahawks	L	22-28 (ot)	68,538
Jan. 10, 2016	2015 NFC Wild Card Playoff	at Washington Redskins	W	35-18	81,367
Jan. 16, 2016	2015 NFC Divisional Playoff	at Arizona Cardinals	L	20-26 (ot)	65,089
Jan. 8, 2017	2016 NFC Wild Card Playoff	New York Giants	W	38-13	77,549
Jan. 15, 2017	2016 NFC Divisional Playoff	at Dallas Cowboys	W	34-31	93,396
Jan. 22, 2017	2016 NFC Championship	at Atlanta Falcons	L	21-44	71,127
Jan. 12, 2020	2019 NFC Divisional Playoff	Seattle Seahawks	W	28-23	78,998
Jan. 19, 2020	2019 NFC Championship	at San Francisco 49ers	L	20-37	72,211
Jan. 16, 2021	2020 NFC Divisional Playoff	Los Angeles Rams	W	32-18	7,439
Jan. 24, 2021	2020 NFC Championship	Tampa Bay Buccaneers	L	26-31	7,772



1936 World Champions

Front (L-R): Tony Paulekas, Tiny Engebretsen, Lon Evans, Ade Schwammel, Champ Seibold, Frank Butler, George Sauer, Cal Clemens, Buckets Goldenberg. **Middle Row:** Head Coach Curly Lambeau, Bernie Scherer, Hank Bruder, Lou Gordon, George Svendsen, Walt Kiesling, Johnny Blood, Ernie Smith, Chester Johnston, Assistant Coach Red Smith. **Back Row:** Joe Laws, Arnie Herber, Herm Schneidman, Russ Letlow, Wayland Becker, Paul Miller, Clarke Hinkle, Don Hutson, Milt Gantenbein, Bobby Monnett



PACKERS 21, BOSTON REDSKINS 6

1936 NFL Championship
Dec. 13 at Polo Grounds, New York
Although New York was not represented in the title playoff, the game was played at the Polo Grounds because George Preston Marshall, upset with Boston support, was shifting his franchise to Washington, D.C. In front of 29,545, Don Hutson caught a 48-yard touchdown pass from Arnie Herber in the first three minutes, and the Packers never trailed. Green Bay's two second-half scores were set up, respectively, by a 52-yard pass from Herber to Johnny "Blood" McNally and when Lon Evans blocked a punt.

Scoreboard for Packers 21 vs Boston Redskins 6. Packers 7-0-7-7, Redskins 0-6-0-0. Key plays: Hutson 48 pass from Herber, Rentner 2 run, Gantenben 8 pass from Herber, Monnett 2 run.



N.Y. GIANTS 23, PACKERS 17

1938 NFL Championship
Dec. 11 at Polo Grounds, New York
The Packers overcame an early 9-0 deficit, spanned by two blocked punts deep in their territory, but could not hold off the Giants in the second half. Early in the second quarter, Green Bay began to close in when Arnie Herber capitalized on a Paul "Tiny" Engebretsen interception by lofting a 40-yard touchdown strike to Carl Mulleneaux, cutting the Giants' margin to 9-7.

But the Giants converted a midfield fumble by Packers fullback Eddie Jankowski into a 16-7 lead. Green Bay trimmed the margin to two points before the half, when Clarke Hinkle crashed over from the 6-inch line following a 66-yard Cecil Isbell pass to Wayland Becker.

During the opening minutes of the second half, the Packers took their only lead, when an Engebretsen field goal presented them with a 17-16 edge. The Giants, however, stormed back with a 61-yard scoring drive, capped by a 23-yard pass from Ed Danowski to Hank Soar. Soar fought his way over the goal line from the 2, with Hinkle clinging to one leg, for what proved to be the winning touchdown. A (then) playoff-record 48,120 sat in on the proceedings.

Scoreboard for N.Y. Giants 23 vs Packers 17. Packers 0-14-3-0, NY 9-7-7-0. Key plays: FG Cuff 14, Leemans 6 run, Mulleneaux 40 pass from Herber, Barnard 21 pass from Danowski, Hinkle 1 run, FG Engebretsen 15, Soar 23 pass from Danowski.



PACKERS 27, N.Y. GIANTS 0

1939 NFL Championship
Dec. 10 at State Fair Park, Milwaukee

The Packers gained long-awaited national respect with the first shutout in an NFL title game, 27-0. Despite bitter 35-mph winds, both Arnie Herber and Cecil Isbell passed for touchdowns in securing the team's fifth world championship before 32,279 fans.

Green Bay mounted a 7-0 halftime lead, by dint of a Herber scoring strike to Milt Gantenben, as the Giants missed on three field goal attempts. The Packers pulled away in the third quarter on a 29-yard field goal by Paul "Tiny" Engebretsen, and a 31-yard TD pass from Isbell to Joe Laws, set up by Laws' 30-yard punt return. The Packers added 10 more points in the fourth quarter on a 42-yard field goal by Ernie Smith and a short scoring run by fullback Eddie Jankowski. Green Bay intercepted the Giants six times and held them to only 164 total yards.

Scoreboard for Packers 27 vs N.Y. Giants 0. Packers 7-0-10-10, NY 0-0-0-0. Key plays: Gantenben 7 pass from Herber, Laws 31 pass from Isbell, Jankowski 1 run.



CHICAGO BEARS 33, PACKERS 14

1941 Western Division Playoff
Dec. 14 at Wrigley Field, Chicago

In a playoff contest necessitated when the two teams finished the year 10-1, each having given the other its lone loss, the Packers fell victim to Chicago's offensive trio of George McAfee, Norm Standlee and Hugh Gallarneau in the 16-degree cold at Wrigley Field.

After the Bears fumbled the opening kickoff, Green Bay grabbed an early 7-0 lead on Clarke Hinkle's 1-yard plunge. But Gallarneau's touchdown on an 81-yard punt return narrowed the gap to 7-6, before Chicago exploded for 24 second-quarter points to essentially settle the issue. The Bears rushed for 277 yards, including McAfee's (then) team-record 119 yards. Standlee ran for 79 and added two touchdowns.

The Bears also held Green Bay's prolific end, Don Hutson, to only one catch for 19 yards.

Scoreboard for Chicago Bears 33 vs Packers 14. Packers 7-0-7-0, Bears 6-24-0-3. Key plays: Hinkle 1 run, Gallarneau 81 punt return, FG Snyder 24, Standlee 3 run, Standlee 2 run, Swisher 9 run, Van Every 10 pass from Isbell, FG Snyder 26.



PACKERS 14, N.Y. GIANTS 7

1944 NFL Championship
Dec. 17 at Polo Grounds, New York

With peerless pass-catcher Don Hutson employed primarily as a decoy, fullback Ted Fritsch emerged as the offensive hero in the Packers' sixth world title victory.

Fritsch scored both Green Bay touchdowns, a 1-yard run on fourth-and-goal, and a 28-yard pass-and-run collaboration with Irv Comp in the second. Meanwhile,

Ward Cuff scored the Giants' touchdown with a 1-yard plunge on the initial play of the fourth quarter, a drive which saw New York advance past its own 35-yard line for the first time in the game. Joe Laws, the Packers' veteran, 34-year-old all-purpose halfback, set a (then) playoff record with three interceptions, and rushed for 74 yards on 13 carries.

Scoreboard for Packers 14 vs N.Y. Giants 7. Packers 0-14-0-0, NY 0-0-0-7. Key plays: Fritsch 1 run, Fritsch 28 pass from Comp, Cuff 1 run.



PHILADELPHIA 17, PACKERS 13

1960 NFL Championship
Dec. 26 at Franklin Field, Philadelphia

The Packers couldn't hold a 13-10 fourth-quarter lead, yielding a late surge to the Eagles, who scored the deciding points on a 5-yard burst by Ted Dean.

Green Bay had stopped Philadelphia at its own 4 late in the third quarter, then recaptured the lead on a 7-yard TD pass from Bart Starr to Max McGee. But on the ensuing kickoff, Dean's 58-yard return ignited the Eagles, and led to his game-winning touchdown with 5:21 remaining. Green Bay made a last-ditch effort, driving to the Eagles' 22, but on its final play, Philadelphia's Chuck Bednarik stopped Jim Taylor at the 8 as time expired.

The contest marked the Packers' first title game appearance in 16 years. It would also mark Vince Lombardi's only playoff loss.

Scoreboard for Philadelphia 17 vs Packers 13. Packers 3-3-0-7, Phi 0-10-0-7. Key plays: FG Hornung 20, McDonald 35 pass from Van Brocklin, McGee 7 pass from Starr, Dean 5 run.



PACKERS 37, N.Y. GIANTS 0

1961 NFL Championship
*Dec. 31 at *City Stadium, Green Bay*

Paul Hornung, on leave from the Army, tied a (then) playoff record with 19 points, keying the Packers' rout of the Giants in the first title game ever played in Green Bay.

A (then) team-record 39,029 watched the Green and Gold erupt for 24 points in the second quarter. In all, the Packers scored seven times against the NFL's top defensive team, amassing four touchdowns and three field goals. The defense, meanwhile, proved a devastating complement, intercepting four passes and recovering one fumble, while limiting New York to six first downs and 130 total yards.

Two interceptions, by Ray Nitschke and Hank Gremminger, set up the team's second and third touchdowns, while the fumble recovery (by Forrest Gregg) led to Hornung's second field goal. Hornung's final FG came after Jesse Whitenton's interception.

*renamed Lambeau Field in 1965

New York	0	0	0	0	—	0
Packers	0	24	10	3	—	37
GB —	Hornung 6 run (Hornung kick)					
GB —	Dowler 13 pass from Starr (Hornung kick)					
GB —	R.Kramer 14 pass from Starr (Hornung kick)					
GB —	FG Hornung 17					
GB —	FG Hornung 22					
GB —	R.Kramer 13 pass from Starr (Hornung kick)					
GB —	FG Hornung 19					



PACKERS 16, N.Y. GIANTS 7

1962 NFL Championship
Dec. 30 at Yankee Stadium, New York

In a raw, cyclonic setting (13-degree temperatures and 40-mile-per-hour winds), the Packers led the entire game, a primitive, hand-to-hand struggle. Ray Nitschke, the game's eventual MVP, proved the principal frustration to New York, seeking redemption for a shutout humiliation in the '61 title game. Early in the contest, Nitschke deflected a Giants pass, triggering an interception that blunted the drive at the Green Bay 10. The linebacker also recovered two fumbles, one that led to the Packers' only touchdown, and another that set up a 29-yard field goal by Jerry Kramer, whose trio of three-pointers provided the eventual margin.

The Giants' only TD came after blocking a Max McGee punt in the Green Bay end zone, midway through the third quarter.

A battered Jim Taylor, engaged in a fierce battle with New York's Sam Huff, set a franchise playoff record with 31 rushing attempts, good for 85 yards.

Packers	3	7	3	3	—	16
New York	0	0	7	0	—	7
GB —	FG J.Kramer 26					
GB —	Taylor 7 run (J.Kramer kick)					
NY —	Collier blocked punt recovery in end zone (Chandler kick)					
GB —	FG J.Kramer 29					
GB —	FG J.Kramer 30					



PACKERS 13, BALTIMORE 10 (OT)

1965 Western Conference Championship
Dec. 26 at Lambeau Field, Green Bay

Don Chandler's game-winning field goal, at 13:39 of sudden death, ended the Packers' first-ever overtime game, and their only such playoff contest until 2003. His 25-yard kick sent Green Bay to the NFL Championship Game, after both the Colts and Packers ended the regular season 10-3-1.

Chandler's first field goal, a game-tying 22-yarder with 1:58 left in regulation, remains controversial. Baltimore loyalists, led by coach Don Shula, claimed it sailed wide right. The kick, which flew high above the upright, actually triggered the league to extend the goal posts' height for the following season.

The Colts, playing without starting quarterback Johnny Unitas (knee) and his backup Gary Cuozzo (dislocated shoulder), used halfback Tom Matte as a fill-in. Matte completed only five passes, but did gain 57 yards rushing.

Baltimore held a 10-0 halftime lead, scoring 21 seconds into the game when linebacker Don Shinnick returned a Bill Anderson fumble 25 yards for a touchdown. Bart Starr, in pursuit, injured his ribs on the play, Green Bay's first from scrimmage.

Zeke Bratkowski replaced Starr for the balance of the afternoon, completing 22 of 39 passes for 248 yards. The Packers moved to within 10-7 in the third quarter when Paul Hornung scored on a 1-yard run, setting the stage for Chandler's heroics.

Baltimore	7	3	0	0	—	10
Packers	0	0	7	3	—	13
Bal —	Shinnick 25 fumble return (Michaels kick)					
Bal —	FG Michaels 15					
GB —	Hornung 1 run (Chandler kick)					
GB —	FG Chandler 22					
GB —	FG Chandler 25					



PACKERS 23, CLEVELAND 12

1966 NFL Championship
Jan. 2, 1966, at Lambeau Field, Green Bay


After four inches of snow softened the Lambeau surface, the Packers used their running game to rally past Cleveland, and a crowd of 50,777 celebrated the team's third championship in five years.

Paul Hornung (18-105) and Jim Taylor (27-96) amassed 201 yards rushing, helping the Packers overcome an early 9-7 deficit.

Packers defenders, meanwhile, allowed only 50 yards to Cleveland's Jim Brown, the league's leading rusher with 1,544 yards during the year.

In the third quarter, Bart Starr finally settled the see-saw battle, escorting the Packers on a 90-yard, 11-play drive, ending when Hornung scored on a 13-yard sweep around the Browns' right perimeter. Kickers Don Chandler and Lou Groza booted five total field goals.

Cleveland	9	3	0	0	—	12
Packers	7	6	7	3	—	23
GB —	Dale 47 pass from Starr (Chandler kick)					
Cle —	Collins 17 pass from Ryan (kick failed)					
Cle —	FG Groza 24					
GB —	FG Chandler 15					
GB —	FG Chandler 23					
Cle —	FG Groza 28					
GB —	Hornung 13 run (Chandler kick)					
GB —	FG Chandler 29					



PACKERS 34, DALLAS 27

1966 NFL Championship
Jan. 1, 1967, at Cotton Bowl, Dallas

Bart Starr, in one of his finest hours, threw four touchdowns, and Tom Brown thwarted a last-minute Cowboys bid, leading Green Bay to its second straight title and fourth in six years.

With 28 seconds left, Brown stunned most of the 74,152 fans when he intercepted Don Meredith's fourth-down pass in the end zone.

The Packers mounted a quick 14-0 lead, after Starr hit Elijah Pitts on a 21-yard touchdown, and rookie Jim Grabowski returned a fumble 18 yards for a score. But an explosive Dallas comeback cut the margin to 21-17 by halftime, and 21-20 after Danny Villanueva cut the third-quarter field goal. Starr then hit Boyd Dowler and Max McGee with 16- and 28-yard scoring passes, respectively, to provide a cushion against the Cowboys' late surge.

Packers	14	7	7	6	—	34
Dallas	14	3	3	7	—	27
GB —	Pitts 17 pass from Starr (Chandler kick)					
GB —	Grabowski 18 fumble return (Chandler kick)					
Dal —	Reeves 3 run (Villanueva kick)					
Dal —	Perkins 23 run (Villanueva kick)					
GB —	Dale 51 pass from Starr (Chandler kick)					
Dal —	FG Villanueva 11					
Dal —	FG Villanueva 32					
GB —	Dowler 16 pass from Starr (Chandler kick)					
GB —	McGee 28 pass from Starr (kick blocked)					
Dal —	Clarke 68 pass from Meredith (Villanueva kick)					



PACKERS 28, LOS ANGELES 7

1967 Western Conf. Championship
Dec. 23 at County Stadium, Milwaukee


Travis Williams scored two touchdowns, and the Packers weathered three early turnovers, downing the Rams in the first regularly scheduled conference playoff in NFL history.

After L.A. got on the board first with Roman Gabriel's 29-yard scoring pass to Bernie Casey, the Packers responded with 28 unanswered points, in one of Milwaukee County Stadium's more memorable games.

Williams rushed for 88 yards on 18 carries, while Bart Starr threw for 222 yards with one touchdown and set a (then) team record by completing 73.9 percent of his passes (17 of 23). End Carroll Dale caught Starr's scoring toss, one of six catches for 109 yards. The Packers also sacked Gabriel five times, including 3½ by Henry Jordan.

Green Bay's victory kicked off a trio of postseason wins that included the legendary Ice Bowl NFL championship eight days later, and a second straight Super Bowl victory.

Los Angeles 7	0	0	—	7
Packers 0	14	7	7	— 28
LA	— Casey 29 pass from Gabriel (Gossett kick)				
GB	— Williams 46 run (Chandler kick)				
GB	— Dale 17 pass from Starr (Chandler kick)				
GB	— Mercein 6 run (Chandler kick)				
GB	— Williams 2 run (Chandler kick)				



WASHINGTON 16, PACKERS 3

1972 NFC Divisional Playoff
Dec. 24 at RFK Stadium, Washington, D.C.

Chester Marcol's 17-yard field goal early in the second quarter put the Packers out front, but late in the same period, Billy Kilmer's TD to Roy Jefferson gave Washington a lead they never yielded. Curt Knight kicked three field goals to provide Washington's other points before a crowd of 53,140 fans.

John Brockington, the Packers' 1,000-yard rusher, had to settle for 9 yards on 13 carries as Washington

used a five-man defensive line to shut down the running game. Washington's Larry Brown rushed for 101 yards on 25 carries.

Packers 0	3	0	0	— 3
Washington 0	10	0	6	— 16
GB	— FG Marcol 17				
Was	— Jefferson 32 pass from Kilmer (Knight kick)				
Was	— FG Knight 42				
Was	— FG Knight 35				
Was	— FG Knight 46				



PACKERS 41, ST. LOUIS 16

1982 NFC First-Round Playoff
Jan. 8, 1983 at Lambeau Field, Green Bay

The Packers halted a first-quarter Cardinals drive at the 1, then scored a (then) franchise-record 41 points to open the Super Bowl tournament, following the strike-shortened 1982 season.


Lynn Dickey culminated two long TD drives with passes to John Jefferson and James Lofton. The Packers then capitalized

on a pair of St. Louis turnovers, converting each into an Eddie Lee Ivory TD.

Green Bay led 28-9 at half, and 41-9 in the fourth. Dickey (17 of 23, 260 yards, no interceptions) tied a team playoff record with four TD passes. Jefferson (six catches) set a (then) club postseason mark with 148 receiving yards, including a 60-yard TD reception. And, Jan Stenerud kicked a 46-yard field goal, then the longest in team playoff history.

St. Louis 3	6	0	7	— 16
Packers 7	21	10	3	— 41
STL	— FG O'Donoghue 18				
GB	— Jefferson 60 pass from Dickey (Stenerud kick)				
GB	— Lofton 20 pass from Dickey (Stenerud kick)				
GB	— Ivory 2 run (Stenerud kick)				
GB	— Ivory 4 pass from Dickey (Stenerud kick)				
STL	— Tilley 5 pass from Lomax (kick blocked)				
GB	— FG Stenerud 46				
GB	— Jefferson 7 pass from Dickey (Stenerud kick)				
GB	— FG Stenerud 34				
STL	— Shumann 18 pass from Lomax (O'Donoghue kick)				

THE ICE BOWL



PACKERS 21, DALLAS 17

1967 NFL Championship
Dec. 31 at Lambeau Field, Green Bay

Bart Starr's game-winning touchdown, a 1-yard dive behind Jerry Kramer and Ken Bowman with 13 seconds remaining, clinched a third straight Green Bay championship and ended the "Ice Bowl." Starr's score, on third down with no timeouts left, climaxed a 68-yard, 12-play drive which began with 4:50 on the clock. In all, 50,861 watched the coldest game in league annals. Kickoff temperature was 13 below zero and the wind chill was minus-46.

Like the year before, the Packers grabbed an early 14-0 advantage. But this time the Cowboys came back, gaining a 17-14 edge on the first play of the fourth quarter, when Lance Rentzel caught a 50-yard touchdown from halfback Dan Reeves. The contest was later voted the greatest game in pro football history.

Dallas 0	10	0	7	— 17
Packers 7	7	0	7	— 21
GB	— Dowler 8 pass from Starr (Chandler kick)				
GB	— Dowler 43 pass from Starr (Chandler kick)				
Dal	— Andrie 7 fumble return (Villanueva kick)				
Dal	— FG Villanueva 21				
Dal	— Rentzel 50 pass from Reeves (Villanueva kick)				
GB	— Starr 1 run (Chandler kick)				

DID YOU KNOW?

- Even though Super Bowl II had yet to be played, the Packers were anointed as NFL champions following their Ice Bowl victory. In turn, they were recognized as the first three-time champs under the league's playoff system, which had been introduced in 1933. At that point, the NFL and rival American Football League were still operating separately.
- Lambeau Field's underground heating system, Vince Lombardi's pet project, didn't fail due to electrical problems. Moisture built up overnight under a tarp and started turning to ice soon after it was removed. Consequently, the thermostat couldn't be cranked high enough to deal with the severe conditions.



- Quarterback Bart Starr didn't call for a quarterback sneak in the huddle. He called "31 Wedge," which called for the fullback to dive between the center and right guard. Only Starr knew he wasn't going to hand off the ball.
- The UW-La Crosse marching band's halftime show was canceled after 11 members were hospitalized and treated for frostbite following a morning practice.
- Officials couldn't use their whistles to stop play. They froze.



DALLAS 37, PACKERS 26

1982 NFC Second-Round Playoff
Jan. 16, 1983, at Texas Stadium, Irving
Dallas' late 74-yard touchdown drive ended all Green Bay comeback hopes, in front of 63,972 fans.

The Packers pulled to within four, 30-26, when Mark Lee returned a fourth-quarter interception 22 yards for a touchdown. Green Bay in the second half rolled up 363 yards of total offense and outscored Dallas, 19-17. But despite a (then) team-record 466 overall yards, Green Bay couldn't overcome a slow start and a 20-7 halftime deficit.

Lynn Dickey threw for a (then) team playoff-record 332 yards (19 of 36). Split end James Lofton emerged with 109 yards on five receptions and spiced the Packers' second-half comeback by taking a reverse 71 yards for a TD, matching the NFL's longest postseason run from scrimmage (since broken).

The Cowboys' Dennis Thurman intercepted three passes, returning one 39 yards for a touchdown and another to end the Packers' last-gasp possession in the fourth quarter.

Packers	0	7	6	13	—	26
Dallas	6	14	3	14	—	37
Dal	—	FG	Septien 50				
Dal	—	FG	Septien 34				
GB	—	Lofton	6 pass from Dickey (Stenerud kick)				
Dal	—	Newsome	2 run (Septien kick)				
Dal	—	Thurman	39 interception return (Septien kick)				
GB	—	FG	Stenerud 30				
GB	—	FG	Stenerud 33				
Dal	—	FG	Septien 24				
GB	—	Lofton	71 run (kick blocked)				
Dal	—	Cosbie	7 pass from D.White (Septien kick)				
GB	—	Lee	22 interception return (Stenerud kick)				
Dal	—	Newhouse	1 run (Septien kick)				



PACKERS 28, DETROIT 24

1993 NFC Wild Card Playoff
Jan. 8, 1994, at Silverdome, Pontiac, Mich.
Brett Favre's 40-yard touchdown pass to Sterling Sharpe in the final minute gave Green Bay one of the most electrifying victories in its rich postseason history.

Favre's pass, a scrambling, across-the-body throw from extreme left to extreme right, found Sharpe wide open in the end zone with 55 seconds remaining. It capped a see-saw battle with the NFC Central Division champion Lions.

Earlier, rookie safety George Teague returned an Erik Kramer interception 101 yards for a touchdown, longest in NFL playoff annals, giving Green Bay a 21-17 lead. Sharpe (five catches, 101 yards) also made the record book, tying an NFL playoff mark with three touchdown receptions.

The Lions' Barry Sanders, returning from a knee injury, ignited the Silverdome crowd of 68,479 with 169 yards rushing.

Packers	0	7	14	7	—	28
Detroit	3	7	7	7	—	24
Det	—	FG	Hanson 47				
GB	—	Sharpe	12 pass from Favre (Jacke kick)				
Det	—	Perriman	1 pass from Kramer (Hanson kick)				
Det	—	Jenkins	15 interception return (Hanson kick)				
GB	—	Sharpe	28 pass from Favre (Jacke kick)				
GB	—	Teague	101 interception return (Jacke kick)				
Det	—	D.Moore	5 run (Hanson kick)				
GB	—	Sharpe	40 pass from Favre (Jacke kick)				



DALLAS 27, PACKERS 17

1993 NFC Divisional Playoff
Jan. 16, 1994, at Texas Stadium, Irving

The Cowboys' 17-point second-quarter surge overcame an early Packers lead and gave the eventual Super Bowl champions momentum they would not relinquish.

But the Packers held that momentum in the first quarter. They stopped Bill Bates short on a fourth-down fake punt, and capitalized on great field position to score the game's first points, a Chris Jacke field goal.

Brett Favre threw for 331 yards and Sterling Sharpe (six recep-

tions, 128 yards) turned in a second straight 100-yard effort. Dallas' Troy Aikman completed 28 of 37 passes for 302 yards and three touchdowns, while Michael Irvin added nine receptions for 126 yards.

Packers	3	0	7	7	—	17
Dallas	0	17	7	3	—	27
GB	—	FG	Jacke 30				
Dal	—	Harper	25 pass from Aikman (Murray kick)				
Dal	—	FG	Murray 41				
Dal	—	Novacek	6 pass from Aikman (Murray kick)				
Dal	—	Irvin	19 pass from Aikman (Murray kick)				
GB	—	Brooks	13 pass from Favre (Jacke kick)				
Dal	—	FG	Murray 38				
GB	—	Sharpe	29 pass from Favre (Jacke kick)				



PACKERS 16, DETROIT 12

1994 NFC Wild Card Playoff
Dec. 31 at Lambeau Field, Green Bay

Spurred by a classic defensive performance, the Packers outlasted Detroit in Green Bay's first home playoff game since 1982. Coordinator Fritz Shurmur held the NFL's leading rusher, Barry Sanders, to a career-low minus-1 yard on 13 attempts, and limited the Lions collectively on the ground to minus-4 yards (a record that still stands today) — erasing a 31-year-old

league playoff record.

Brett Favre directed several long drives, including a 76-yard excursion on the game's opening series, capped by a 3-yard touchdown run by Dorsey Levens. Green Bay, who controlled the ball for 37-plus minutes, played turnover-free throughout, entertaining the 58,125 fans. Chris Jacke added three field goals, including a Packers postseason-record 51-yarder.

The Lions pulled to within 13-10 in the fourth quarter, on Dave Krieg's 3-yard touchdown pass to Brett Perriman, and reached the Packers' 11-yard line on their final drive in the game's closing moments. But the Green Bay defense stiffened, recapturing the ball on downs, before Packers punter Craig Henrich took an intentional safety to run out the day's final seven seconds.

Detroit	0	0	3	9	—	12
Packers	7	3	3	3	—	16
GB	—	Levens	3 run (Jacke kick)				
GB	—	FG	Jacke 51				
Det	—	FG	Hanson 38				
GB	—	FG	Jacke 32				
Det	—	Perriman	3 pass from Krieg (Hanson kick)				
GB	—	FG	Jacke 28				
Det	—	Safety,	Henrich ran out of end zone				



DALLAS 35, PACKERS 9

1994 NFC Divisional Playoff
Jan. 8, 1995, at Texas Stadium, Irving

The Packers couldn't overcome a 28-9 halftime deficit, and despite 327 yards of total offense, fell to Dallas' arsenal of offensive superstars in the NFC semifinals.

Trailing only 7-3 in the first quarter, the Packers pinned Dallas deep in its own territory. But Troy Aikman then connected with Alvin Harper on a (then) NFL playoff-record 94-yard touchdown pass. Aikman threw for 337 yards, and three Dallas receivers — Michael Irvin (111), Harper (108) and Jay Novacek (104) — had 100-yard days. Dallas backup Blair Thomas rushed for 70 yards and two scores after replacing Emmitt Smith, who left in the first quarter after aggravating a hamstring injury.

Packers flanker Robert Brooks, moving into the spot usually occupied by an injured Sterling Sharpe, equaled his career best with eight receptions, for a game-high 138 yards.

Packers	3	6	0	0	—	9
Dallas	14	14	0	7	—	35
Dal	—	E.Smith	5 run (Boniol kick)				
GB	—	FG	Jacke 50				
Dal	—	Harper	94 pass from Aikman (Boniol kick)				
Dal	—	B.Thomas	1 run (Boniol kick)				
GB	—	Bennett	1 run (pass failed)				
Dal	—	Galbraith	1 pass from Aikman (Boniol kick)				
Dal	—	B.Thomas	2 run (Boniol kick)				



PACKERS 37, ATLANTA 20

1995 NFC Wild Card Playoff
Dec. 31 at Lambeau Field, Green Bay

Utilizing a balanced offensive attack, including Edgar Bennett's (then) franchise playoff-record 108 rushing yards, Green Bay toppled the Falcons on a foggy, 30-degree afternoon. The Packers had earned their first NFC Central crown in 23 years.

Jeff George's 65-yard touchdown pass to Eric Metcalf gave Atlanta a 7-0 edge three minutes into the game and stunned the crowd of 60,453. But the Packers quickly regained control, scoring two first-quarter TDs.

Green Bay broke open the game midway through the second period, when rookie Antonio Freeman became the first Packers player to return a kick for a postseason touchdown, taking a punt back 76 yards. Then, with less than one minute left in the first half, Mark Chmura caught a 2-yard touchdown from Brett Favre, capping a 14-play, 85-yard drive, extending the lead to 27-10.

Favre's third TD toss – a perfect, lofting spiral to Dorsey Levens with just under eight minutes left – cemented the issue. Favre completed passes to nine receivers, while Bennett averaged 4.5 yards on the ground, with one TD, on 24 attempts.

Atlanta 7	3	0	10	—	20
Packers 14	13	0	10	—	37
Atl	—	Metcalf 65 pass from J.George (Andersen kick)				
GB	—	Bennett 8 run (Jacke kick)				
GB	—	R.Brooks 14 pass from Favre (Jacke kick)				
Atl	—	FG Andersen 31				
GB	—	Freeman 76 punt return (bad snap)				
GB	—	Chmura 2 pass from Favre (Jacke kick)				
Atl	—	Birden 27 pass from J.George (Andersen kick)				
GB	—	Levens 18 pass from Favre (Jacke kick)				
Atl	—	FG Andersen 22				
GB	—	FG Jacke 25				



PACKERS 27, SAN FRANCISCO 17

1995 NFC Divisional Playoff
Jan. 6, 1996, at 3Com Park, San Francisco

Physically menacing the 49ers offense, Green Bay shocked the defending Super Bowl champions and advanced to the NFC Championship for the first time.

The victory, especially sweet for San Francisco native Mike Holmgren, marked the coach's first game against the club that launched his pro coaching career.

After the Niners blocked a field goal to end Green Bay's opening drive, the Packers defense set the tone for the rest of the game. On San Francisco's first play, Wayne Simmons drilled fullback Adam Walker on a screen pass, forcing a fumble that rookie Craig Newsome returned 31 yards for the day's first points. The Packers then mounted 62- and 72-yard scoring drives on their next two possessions; Brett Favre's touchdown passes to Keith Jackson and Mark Chmura, respectively, gave Green Bay a 21-0 second-quarter advantage.

Favre, the NFL's MVP, completed 21 of 28 passes (75 percent), while Jackson, whose two long receptions over the middle set up Packers scores, caught four for 101 yards. Robert Brooks' four catches totaled 103 yards.

The Packers defense forced four turnovers and battered Steve Young all afternoon, with three sacks and countless knockdowns, forcing him to attempt an NFL playoff-record 65 passes in a futile comeback bid. Meanwhile, San Francisco's receiver nonpareil, Jerry Rice, made 11 receptions but had few yards after the catch.

Green Bay posted the only road victory by an NFC team in the divisional playoffs from 1990-99.

Packers 14	7	3	3	—	27
San Francisco 0	3	7	7	—	17
GB	—	Newsome 31 fumble return (Jacke kick)				
GB	—	Jackson 3 pass from Favre (Jacke kick)				
GB	—	Chmura 13 pass from Favre (Jacke kick)				
SF	—	FG Wilkins 21				
SF	—	Young 1 run (Wilkins kick)				
GB	—	FG Jacke 27				
GB	—	FG Jacke 26				
SF	—	Loville 2 run (Wilkins kick)				



DALLAS 38, PACKERS 27

1995 NFC Championship
Jan. 14, 1996, at Texas Stadium, Irving

Green Bay, one win from its first Super Bowl in 28 years, held a fourth-quarter lead before succumbing to the offensive firepower of the eventual league champions.

Emmitt Smith (35-150), behind his massive offensive line, rushed for three touchdowns, ending the Packers' season at Texas Stadium for the third straight year.

After the Packers converted a blocked punt into a field goal, Troy Aikman threw two TD passes to Michael Irvin. Brett Favre answered with two scores of his own – at the time a team postseason-record 73-yard pass to Robert Brooks and a Keith Jackson connection – to vault Green Bay into the lead, 17-14. Dallas added 10 points before halftime, though, to go up 24-17.

Green Bay got the second half's first 10 points, including Favre's 1-yard touchdown pass to Brooks, and held a 27-24 lead at the end of three quarters.

But Smith's talents glistened in the fourth quarter. His two rushing TDs – sandwiched around Larry Brown's drive-killing interception in Dallas territory – gave the Cowboys their third Super Bowl appearance in four years.

Packers 10	7	10	0	—	27
Dallas 14	10	0	14	—	38
GB	—	FG Jacke 46				
Dal	—	Irvin 6 pass from Aikman (Boniol kick)				
Dal	—	Irvin 4 pass from Aikman (Boniol kick)				
GB	—	Brooks 73 pass from Favre (Jacke kick)				
GB	—	Jackson 24 pass from Favre (Jacke kick)				
Dal	—	FG Boniol 34				
Dal	—	E.Smith 1 run (Boniol kick)				
GB	—	FG Jacke 37				
GB	—	Brooks 1 pass from Favre (Jacke kick)				
Dal	—	E.Smith 5 run (Boniol kick)				
Dal	—	E.Smith 16 run (Boniol kick)				



PACKERS 35, SAN FRANCISCO 14

1996 NFC Divisional Playoff
Jan. 4, 1997, at Lambeau Field, Green Bay

Jump-started by their special teams, specifically two punt returns by Desmond Howard, the Packers took the first step toward an eventual berth in Super Bowl XXXI by eliminating the 49ers for a second straight year. With rain since early morning on a cold and dreary day, the field offered less-than-ideal footing, and deteriorated into a quagmire by game's end. Despite the weather, 60,787 spectators (three no-shows) still showed up.

After the 49ers went three-and-out on their first drive, Howard weaved his way through several defenders for a 71-yard touchdown just 2:15 into the game. Then, midway through the first quarter, Howard broke free on a second punt return, traveling 46 yards before San Francisco tripped him up at its own 7. Moments later, Brett Favre hit Andre Rison on a 4-yard touchdown pass to give Green Bay a 14-0 advantage.

After an Edgar Bennett TD, the 49ers converted two Green Bay special-teams miscues into 14 points, bringing the game back within reach. First, a San Francisco punt bounced off Chris Hayes' leg and the 49ers recovered at the Green Bay 26, setting up a Terry Kirby touchdown catch. Then, when the Packers failed to field a short kickoff to open the second half, San Francisco recovered at the Green Bay 4, and, on the next play, Elvis Grbac's naked bootleg trimmed the Packers' lead to 21-14.

To their credit, the Packers stormed back on their next possession, going 72 yards in 12 plays, a drive capped when Antonio Freeman recovered Bennett's fumble in the end zone.

Neither team gained many yards in the sloppy conditions. Green Bay racked up only 210 yards, including a club postseason-low 71 passing. Bennett was the Packers' workhorse, running for 80 yards and two touchdowns on 17 carries. Steve Young's broken ribs, suffered one week earlier, forced him out after two series and San Francisco managed just 196 total yards.

1996 NFC Divisional Playoff, continued

San Francisco	0	7	7	0	—	14
Packers	14	7	7	7	—	35

GB — Howard 71 punt return (Jacke kick)
 GB — Rison 4 pass from Favre (Jacke kick)
 GB — Bennett 2 run (Jacke kick)
 SF — Kirby 8 pass from Grbac (Wilkins kick)
 SF — Grbac 4 run (Wilkins kick)
 GB — Freeman fumble recovery in end zone (Jacke kick)
 GB — Bennett 11 run (Jacke kick)

Carolina	7	3	3	0	—	13
Packers	0	17	10	3	—	30

Car — Griffith 3 pass from Collins (Kasay kick)
 GB — Levens 29 pass from Favre (Jacke kick)
 Car — FG Kasay 22
 GB — Freeman 6 pass from Favre (Jacke kick)
 GB — FG Jacke 31
 GB — FG Jacke 32
 Car — FG Kasay 23
 GB — Bennett 4 run (Jacke kick)
 GB — FG Jacke 28



PACKERS 30, CAROLINA 13
 1996 NFC Championship
 Jan. 12, 1997, at Lambeau Field, Green Bay
 The Packers overcame two early deficits to defeat upstart Carolina and earn a berth to their first Super Bowl in 29 years, largely on the strength of Dorsey Levens' 205 yards of offense. It was the first title game in Green Bay since the legendary 1967 "Ice Bowl."

Not quite 10 minutes into the game, linebacker Sam Mills intercepted Brett Favre deep in Green Bay territory, setting up Kerry Collins' 3-yard TD toss to Howard Griffith.

On the first snap of the second quarter, Levens evened the score, out-jumping Carolina's Eric Davis at the right edge of the end zone on a 29-yard touchdown reception. The previous play, Levens had rushed for 35 yards on third-and-1.

Carolina converted a Favre fumble, near midfield, into a field goal, but the Packers stormed back with 10 points in the final minute of the first half. Favre connected with Antonio Freeman for a touchdown on a 6-yard fade with 48 seconds remaining, capping a 15-play, 71-yard drive. When the Panthers then attempted to move downfield, rookie Tyrone Williams made a diving interception at the Packers' 38, which Chris Jacke turned into a 31-yard field goal 10 seconds before halftime.

Late in the third quarter, Edgar Bennett strolled untouched through the middle on a 4-yard touchdown, giving Green Bay a 27-13 lead. Levens set up the score on the previous play, going 66 yards down the right sideline on a perfectly executed screen.

Green Bay put up 479 net yards, a (then) team playoff record. It churned out 201 rushing yards (99 on Bennett's 25 carries, 88 on only 10 attempts by Levens). Levens also made five receptions for 117 yards, and Favre completed 19 of 29 for 292 yards.

While the weather certainly was cold — 3 degrees with a minus-17 wind chill — the storyline before the game was the field, ravaged against San Francisco the previous week, when rainy conditions turned it into a mud pit. The Packers installed an all-new surface days prior to the game, with sod trucked in from Maryland on more than two dozen semis.

The George S. Halas Trophy, symbolic of the National Football Conference Championship, was presented to President Bob Harlan, General Manager Ron Wolf and Head Coach Mike Holmgren in an on-field ceremony following the game.



PACKERS 21, TAMPA BAY 7
 1997 NFC Divisional Playoff
 Jan. 4, 1998, at Lambeau Field, Green Bay
 In a hard-fought, defensive struggle — much like their two earlier meetings during the regular season — the Packers' offensive superiority overwhelmed the Bucs on a gray day.

Dorsey Levens' (then) team playoff-record 112 rushing yards helped Green Bay maintain control.

The Packers foiled three first-half field-goal opportunities. On the first, Bob Kuberski surged up the middle to block Michael Husted's 43-yard attempt. On the second, Keith McKenzie stuffed Tampa Bay's fake field goal for no gain. Then, on the third, Bucs long snapper Dave Moore sailed the ball over holder Steve Walsh's head.

After Kuberski's block, Brett Favre moved 67 yards for the team's first score, a touchdown pass to Mark Chmura. Rookie Ryan Longwell then hit two field goals, the second set up by a Tyrone Williams interception in Bucs territory.

Tampa Bay, making its first playoff appearance in 15 years, got its only points after intercepting Favre and driving 94 yards for a Mike Alstott touchdown. But the Packers kept the Bucs at arm's length when Levens, who had 88 yards after halftime, punched in a short touchdown run early in the fourth quarter and Favre converted a two-point conversion on a quarterback draw.

Warren Sapp forced two fumbles and sacked Favre three times. The two combatants openly jawed throughout the contest in an intriguing subplot.

Tampa Bay	0	0	7	0	—	7
Packers	7	6	0	8	—	21

GB — Chmura 3 pass from Favre (Longwell kick)
 GB — FG Longwell 21
 GB — FG Longwell 32
 TB — Alstott 6 run (Husted kick)
 GB — Levens 2 run (Favre run)

PACKERS HOME PLAYOFF WEATHER, BY TEMPERATURE

Green Bay ...	Opponent	Game	Result	Kickoff	Conditions
Dec. 31, 1967	Dallas Cowboys	NFL Championship Game	W, 21-17	-13°	-46° wind chill
Jan. 20, 2008	New York Giants	NFC Championship Game	L, 20-23 (ot)	-1°	-23° wind chill
Jan. 12, 1997	Carolina Panthers	NFC Championship Game	W, 30-13	3°	-17° wind chill
Jan. 5, 2014	San Francisco 49ers	NFC Wild Card Playoff	L, 20-23	5°	-10° wind chill
Jan. 8, 2017	New York Giants	NFC Wild Card Playoff	W, 38-13	14°	4° wind chill
Jan. 8, 1983	St. Louis Cardinals	Super Bowl Tour., First Round	W, 41-16	20°	
Jan. 4, 2004	Seattle Seahawks	NFC Wild Card Playoff	W, 33-27 (ot)	20°	7° wind chill
Dec. 31, 1961	New York Giants	NFL Championship Game	W, 37-0	21°	5° wind chill
Jan. 12, 2020	Seattle Seahawks	NFC Divisional Playoff	W, 28-23	23°	14° wind chill
Jan. 11, 2015	Dallas Cowboys	NFC Divisional Playoff	W, 26-21	24°	
Jan. 9, 2005	Minnesota Vikings	NFC Wild Card Playoff	L, 17-31	26°	
Jan. 4, 1998	Tampa Bay Buccaneers	NFC Divisional Playoff	W, 21-7	28°	patchy, freezing drizzle
Jan. 13, 2002	San Francisco 49ers	NFC Wild Card Playoff	W, 25-15	28°	
Jan. 5, 2013	Minnesota Vikings	NFC Wild Card Playoff	W, 24-10	29°	
Jan. 24, 2021	Tampa Bay Buccaneers	NFC Championship	L, 26-31	29°	20° wind chill
Dec. 31, 1995	Atlanta Falcons	NFC Wild Card Playoff	W, 37-20	30°	light fog
Jan. 4, 2003	Atlanta Falcons	NFC Wild Card Playoff	L, 7-27	31°	light snow throughout game
Jan. 12, 2008	Seattle Seahawks	NFC Divisional Playoff	W, 42-20	31°	heavy snow throughout game
Jan. 15, 2012	New York Giants	NFC Divisional Playoff	L, 20-37	31°	
Dec. 26, 1965	Baltimore Colts	NFL Western Conf. Playoff	W, 13-10 (ot)	32°	
Jan. 2, 1966	Cleveland Browns	NFL Championship Game	W, 23-12	33°	3.5 in. snow removed pregame
Dec. 31, 1994	Detroit Lions	NFC Wild Card Playoff	W, 16-12	33°	
Jan. 4, 1997	San Francisco 49ers	NFC Divisional Playoff	W, 35-14	34°	rain throughout game
Jan. 16, 2021	Los Angeles Rams	NFC Divisional Playoff	W, 32-18	35°	26° wind chill
Milwaukee ...					
Dec. 23, 1967	Los Angeles Rams	NFL Western Conf. Playoff	W, 28-7	20°	0° wind chill
Dec. 10, 1939	New York Giants	NFL Championship Game	W, 27-0	46°	34 mph winds, 21° wind chill

**PACKERS 23, SAN FRANCISCO 10**

1997 NFC Championship
Jan. 11, 1998, at 3Com Park, San Francisco

Green Bay, in its third straight NFC Championship Game, never allowed the 49ers to get started and advanced to a second consecutive Super Bowl. In the process, the Packers purged San Francisco for a third straight year, the second time at 3Com.

From the outset, on a rain-swept afternoon, the Packers were able to pick on San

Francisco's cornerbacks, moving 76 yards on their first possession.

Early in the second quarter, Eugene Robinson stepped in front of a Steve Young pass and weaved across the field 58 yards to the 49ers' 28. Two plays later, Antonio Freeman caught a short slant from Brett Favre, cut back against the grain and broke several tackles for a 27-yard touchdown and a 10-0 Green Bay lead.

Late in the opening half, the 49ers had to settle for a field goal after three straight incompletions from the Green Bay 10. Then, in the waning seconds, Favre connected with Freeman on a 40-yard bomb, to set up the half's final play, Ryan Longwell's 43-yard field goal, against a difficult wind.

Longwell, who attended nearby Cal one season earlier and had been released by the 49ers just before training camp, added his third field goal midway through the fourth quarter, giving Green Bay a more comfortable 13-point lead.

The Packers' defense, which held San Francisco to just 33 rushing yards on 18 overall carries, sacked Young in the fourth quarter four times, twice by Keith McKenzie. When Green Bay sacked Young on fourth down at his own 11 with just under four minutes remaining, the Packers quickly capitalized, scoring after two Dorsey Levens runs.

Levens broke his own, week-old (then) franchise playoff record with 114 rushing yards — the first 100-yard effort allowed by the 49ers during the '97 season — and again did much of his work in the second half. Freeman totaled 107 yards on four catches, and punter Craig Hentrich helped Green Bay handily win the field-position battle, depositing all five of his punts inside the 49ers' 20.

Following Levens' score, the Niners' Chuck Levy returned the kickoff 95 yards for San Francisco's lone touchdown, with 2:52 left in the game.

On the field after the game, with a smattering of fans remaining, the George S. Halas Trophy, representative of the National Football Conference Championship, was handed over to the rain-soaked trio of President Bob Harlan, General Manager Ron Wolf and Head Coach Mike Holmgren.

Packers 3	10	0	10	—	23
San Francisco 0	3	0	7	—	10
GB	—	FG Longwell 19				
GB	—	Freeman 27 pass from Favre (Longwell kick)				
SF	—	FG Anderson 28				
GB	—	FG Longwell 43				
GB	—	FG Longwell 25				
GB	—	Levens 5 run (Longwell kick)				
SF	—	Levy 95 kickoff return (Anderson kick)				

**SAN FRANCISCO 30, PACKERS 27**

1998 Wild Card Playoff
Jan. 3, 1999, at 3Com Park, San Francisco

Steve Young's touchdown pass to Terrell Owens, in between four defenders with three seconds remaining, ended the Packers' season. The 49ers ended their five-game Green Bay losing streak, a stretch that covered four years, including elimination from the 1995-97 playoffs. The Packers, in the postseason for a team-record sixth consecutive year, went winless in the playoffs for the first time in the span.

After a critical interception, Brett Favre got the ball at his own 11, trailing, 23-20, with 4:19 left. His 47-yard bomb up the left sideline to rookie Corey Bradford put the Packers in scoring range at the 31. Then, four plays later, Favre saw the 49ers stack eight men at the line, audibled and found Antonio Freeman on a sprint-and-go pattern for a 15-yard TD and a 27-23 lead with 1:56 left.

But Young drove 76 yards in the final two minutes, culminating in his game-winning, 25-yard bullet to Owens, who had dropped several passes. Earlier during the controversial drive, rookie Scott McGarrahan appeared to strip Jerry Rice at the Green Bay 41, and Bernardo Harris recovered, but officials ruled Rice down.

Strong running games bolstered both teams. Garrison Levens ran for 128 of the 49ers' 178 rushing yards, while Dorsey Heyster broke his own (then) team playoff rushing mark with 116 yards. Greg Clark's two TD catches each came after Green Bay turnovers. Favre threw for 292 yards and two touchdowns, both to Freeman.

Two Packers icons — all-time sacks leader and future Hall of Famer Reggie White, and head coach Mike Holmgren — saw their Green Bay careers end. Holmgren, 84-42 overall in seven Packers seasons, became the Seahawks' executive VP of football operations/general manager and head coach five days later.

Packers 3	14	0	10	—	27
San Francisco 7	3	10	10	—	30
GB	—	FG Longwell 23				
SF	—	Clark 1 pass from Young (Richey kick)				
GB	—	Freeman 2 pass from Favre (Longwell kick)				
SF	—	FG Richey 34				
GB	—	Levens 2 run (Longwell kick)				
SF	—	Clark 8 pass from Young (Richey kick)				
SF	—	FG Richey 48				
GB	—	FG Longwell 37				
SF	—	FG Richey 40				
GB	—	Freeman 15 pass from Favre (Longwell kick)				
SF	—	Owens 25 pass from Young (Richey kick)				

**PACKERS 25, SAN FRANCISCO 15**

2001 Wild Card Playoff
Jan. 13, 2002, at Lambeau Field, Green Bay

Brett Favre orchestrated four second-half scoring drives, while Mike McKenzie and Tyrone Williams collaborated on a game-turning fourth-quarter interception as Green Bay ended the 49ers' season, 25-15. The win improved Green Bay's all-time record in home postseason contests to 13-0, including 11-0 at Lambeau Field.

PACKERS HISTORY IN PLAYOFF TIEBREAKERS

Year	Record	Tied with	At Stake	Winner	Tiebreaker
2019	13-3-0	SF	No. 1 seed	SF	Head-Head (SF regular-season win)
	13-3-0	NO	No. 2 seed	GB	Conference record (GB 10-2, NO 9-3)
2014	12-4-0	DalC	No. 2 seed	GB	Conference record (GB 9-3, DalC 8-4)
2010	10-6-0	NYG, TB	No. 6 seed (final wild card)	GB	Strength of victory (GB 475, NYG 400, TB 344)
2009	11-5-0	Phi	No. 5 seed	GB	Common opponents (GB 4-1, Phi 3-2)
2007	13-3-0	DalC	No. 1 seed	DalC	Head-Head (DalC regular-season win)
2006	8-8-0	NYG, Car, SLR	No. 6 seed (final wild card)	NYG	Strength of victory (NYG 422, GB 383) Conf. record in tied group (NYG 7-5, GB 7-5, Car 6-6, SLR 6-6)
2002	12-4-0	Phi	No. 1 seed	Phi	Conference record (Phi 11-1, GB 9-3)
		TB	No. 2 seed	TB	Head-Head (TB regular-season win)
2001	12-4-0	SF	No. 4 seed (top wild card)	GB	Conference record (GB 9-3, SF 8-4)
1997	13-3-0	SF	No. 1 seed	SF	Conference record (SF 11-1, GB 10-2)
1995	11-5-0	SF	No. 2 seed	SF	Conference record (SF 8-4, GB 7-5)
1994	9-7-0	Det, ChiB, NYG	No. 4 seed (top wild card)	GB	Head-Head in tied group (GB 3-1, Det 2-2, ChiB 1-3) Conference record (GB 8-4, NYG 6-6)
1993	9-7-0	Min	No. 5 seed (No. 2 wild card)	Min	Head-Head (Min 2-0 sweep)
1992	9-7-0	Was	No. 6 seed (final wild card)	Was	Conference record (Was 7-5, GB 6-6)
1989	10-6-0	Min	NFC Central Division title	Min	Division record (Min 6-2, GB 5-3)
1978	8-7-1	Min	NFC Central Division title	Min	Head-Head (Min 1-0-1)

Before the 1970 merger expanded the playoff system, NFL teams tied at their division were pitted in single games for the right to attend the league championship. The Packers played two such games, losing to the Bears in 1941 and defeating the Colts in 1965.

Favre lobbied with coaches at halftime to open up the passing game, then threw for 226 of his 269 yards in the final two quarters, steering Green Bay back from a 7-6 deficit. Led by Favre, Green Bay in the second half produced points on four of its first five possessions. The quarterback engineered marches of 72, 81, 49 and 93 yards, fighting off a 49ers rally that had tied the contest, 15-15, with 12 minutes left in regulation.

McKenzie halted an ominous Niners drive halfway through the fourth quarter. The cornerback batted an underthrown pass, like a volleyball, into the hands of a nearby Williams at the Packers' 7. McKenzie had broken up another potential Terrell Owens score earlier in the fourth. After the pick, the Packers drove 93 yards to extend their lead, on Ahman Green's 9-yard TD run.

Inspired by the return of injured starters Nate Wayne and Gilbert Brown, the Packers also held the league's No. 2 rushing offense to only 71 yards on the ground. Brown recorded his first sack since 1997 on the game's first play from scrimmage. Cletidus Hunt kept the Niners off the scoreboard early when he blocked a Jose Cortez field goal attempt in the second quarter.

San Francisco	0	7	0	8	—	15
Packers	6	0	9	10	—	25

- GB — Freeman 5 pass from Favre (kick blocked)
- SF — Hearst 2 run (Cortez kick)
- GB — FG Longwell 26
- GB — Franks 19 pass from Favre (pass failed)
- SF — Streets 14 pass from Garcia (Streets-Garcia pass)
- GB — FG Longwell 45
- GB — Green 9 run (Longwell kick)



ST. LOUIS 45, PACKERS 17

2001 NFC Divisional Playoff
Jan. 20, 2002, at Dome at America's Center, St. Louis

St. Louis parlayed eight Green Bay turnovers into 35 points, and ended an outstanding Packers season, 45-17. The Packers suffered the largest margin of defeat in team postseason history.

Brett Favre, in his 16th career postseason game, matched an NFL playoff record with six interceptions. St. Louis returned three INTs to touchdowns, and four of the six picks were tipped either at the line of scrimmage or by the intended receiver. The timing of the first three interceptions combined to put the game out of reach.

Favre's initial interception, early in the first quarter, was a read miscommunication with Bill Schroeder, and Aeneas Williams raced 29 yards for the day's first points. Favre answered by marching 65 yards in five plays, getting a great effort from Antonio Freeman on a 22-yard TD pass, to tie the game, 7-7.

But with St. Louis up, 14-7, in the second period, Kim Herring picked off Favre and returned it 45 yards to the Green Bay 4. Two plays later, Kurt Warner hit James Hodgins on a 4-yard pass to extend the Rams' lead.

The third interception, in the third quarter, all but sealed the win. Tommy Polley grabbed a pass deflected by Grant Wistrom and sprinted 34 yards for a TD, creating a 31-10 St. Louis advantage.

Lost in the eight turnovers, which doubled the Packers' previous 2001 season high, was a strong effort by the Green Bay defense, which limited the league's best offense to its lowest yardage in 21 games. The Packers gave up only two big plays — a 38-yard run

by Marshall Faulk late in the first quarter and a 50-yard pass from Warner to Torry Holt. Green Bay also held St. Louis to 13 first downs, its lowest total since the Rams began their offensive explosion in 1999.

The Packers saw a penalty nullify a 95-yard kickoff return, which would have cut the Rams' lead to 21-14 in the second quarter.

Packers	7	3	0	7	—	17
St. Louis	7	17	14	7	—	45

- StL — Williams 29 interception return (Wilkins kick)
- GB — Freeman 22 pass from Favre (Longwell kick)
- StL — Holt 4 pass from Warner (Wilkins kick)
- StL — Hodgins 4 pass from Warner (Wilkins kick)
- GB — FG Longwell 28
- StL — FG Wilkins 7
- StL — Faulk 7 run (Wilkins kick)
- StL — Polley 34 interception return (Wilkins kick)
- StL — Williams 32 interception return (Wilkins kick)
- GB — Freeman 8 pass from Favre (Longwell kick)



ATLANTA 27, PACKERS 7

2002 NFC Wild Card Playoff
Jan. 4, 2003, at Lambeau Field, Green Bay

Undaunted by the storied stadium where his own coach, Dan Reeves, lost in the "Ice Bowl" 35 years before, Michael Vick led Atlanta to a shocking upset before 65,538.

The Packers, the NFL's only 8-0 home team in 2002, had never lost a home playoff (13-0). Brett Favre was without Pro Bowl back Ahman Green (knee) and top receivers Donald Driver (shoulder) and Terry Glenn (concussion) in a futile second-half comeback attempt.

The NFC North champion Packers, who tied for the league's best record and just one week prior had a shot at the NFC home-field advantage, began their offseason much sooner than expected.

Green Bay, without top defender and Pro Bowl safety Darren Sharper (knee), even got a snowstorm but still couldn't corral any momentum. After a Vick touchdown pass gave the Falcons a quick 7-0 lead, Mark Simoneau beat the Packers' protection and blocked Josh Bidwell's punt near Green Bay's end zone. Artie Ulmer smothered the ball for another Atlanta touchdown. Then, Kevin McCadam pushed Tyrone Williams into Green Bay returner Eric Metcalf, and George Layne recovered the muffed punt. Four plays later, T.J. Duckett's TD made it 21-0. The fervent Falcons also stopped the Packers with a goal-line stand.

Favre, who had two interceptions and a fumble, hit Driver with a 14-yard touchdown on the first drive after halftime, but Driver re-injured his dislocated shoulder on the play. It was the 13th straight playoff game in which Favre threw a touchdown pass, tying Dan Marino's NFL record.

Atlanta	14	10	3	0	—	27
Packers	0	0	7	0	—	7

- Atl — Jefferson 10 pass from Vick (Feely kick)
- Atl — Ulmer 1 return of blocked punt (Feely kick)
- Atl — Duckett 6 run (Feely kick)
- Atl — FG Feely 22
- GB — Driver 14 pass from Favre (Longwell kick)
- Atl — FG Feely 23

ALL-TIME HOME POSTSEASON RECORDS, NFL & AFL TEAMS

Ari/Pho/STL/Chi Cardinals	5	0	1,000
Det. Lions/Portsmouth Spartans	5	1	.833
New England Patriots	23	5	.821
Buffalo Bills	12	3	.800
Seattle Seahawks	12	3	.800
Oakland/L.A./Las Vegas Raiders	19	5	.792
Denver Broncos	17	5	.773
Green Bay Packers	20	6	.769
Jacksonville Jaguars	3	1	.750
Carolina Panthers	5	2	.714
San Francisco 49ers	22	9	.710
Dallas Cowboys	21	9	.700
Washington Football Team	13	6	.684
Miami Dolphins	15	7	.682
Atlanta Falcons	6	3	.667
Houston Texans	4	2	.667
Indianapolis/Baltimore Colts	12	6	.667

Philadelphia Eagles	15	8	.652
Minnesota Vikings	14	8	.636
Pittsburgh Steelers	21	12	.636
Cleveland Browns	9	6	.600
St. Louis/L.A. Rams	12	8	.600
Chicago Bears/Staleys	12	9	.571
New Orleans Saints	8	6	.571
New York Giants	12	9	.571
New York Jets	4	3	.571
Tampa Bay Buccaneers	4	3	.571
Cincinnati Bengals	5	5	.500
Tennessee Titans/Houston Oilers	6	6	.500
Kansas City Chiefs/Dallas Texans	8	8	.467
Baltimore Ravens	3	4	.429
L.A./San Diego Chargers	6	8	.429
Totals	352	176	.667

Does not include neutral-site games; through 2020 playoffs



PACKERS 33, SEATTLE 27 (OT)

2003 NFC Wild Card Playoff
Jan. 4, 2004, at Lambeau Field, Green Bay

Al Harris returned an interception 52 yards for an overtime touchdown to lift the Packers past the Seattle Seahawks, 33-27.

Harris scored the first defensive touchdown to win an overtime playoff in NFL history. Once he got to the end zone, his teammates tackled him, setting off a wild celebration. Harris answered with a lap around the stadium.

Seattle had tied it with 51 seconds remaining on Shaun Alexander's third 1-yard touchdown run. Then, Packers kicker Ryan Longwell was short on a 47-yard field goal attempt as regulation time expired. Seattle won the coin toss, and quarterback Matt Hasselbeck told the official, "We want the ball, and we're going to score." The Seahawks got the ball, but punted. After Seattle got the ball back, it was Harris who scored on the game's only turnover.

Favre, as usual, thrived in the cold. He set an NFL record by throwing for a touchdown in a 14th straight playoff game and rallied the Packers to a 27-20 lead.

Early on, the Seahawks — who lost, 35-13, in Green Bay the prior October — shut down Ahman Green, who rushed for 1,883 yards in the regular season. But he came on late, particularly on short-yardage plays. After falling behind, 20-13, Green Bay covered 60 yards in 12 plays. Green converted a fourth-and-1 from the 3 before surging into the end zone to tie it with 10:01 left.

Early in overtime, replay helped the Seahawks when Alex Bannister was ruled to have fumbled. But a video review overturned the call, to cascading boos. The game was even on key calls — and in just about every other way. In the first half, Hasselbeck tried to stop his passing motion and lost the ball at the Green Bay 17. Nick Barnett retrieved it and ran for a touchdown, but Seattle head coach Mike Holmgren challenged the call and won.

Javon Walker's 44-yard reception led to Favre's playoff TD record. Favre's 23-yard laser found Bubba Franks at the goal line as defender Damien Robinson fell down. Frave, who threw for 319 yards, was tied with former Dolphins star Dan Marino for the record of 13 straight games.

Longwell's 27-yarder made it 13-6 at halftime, but Seattle tied it with a 75-yard drive to open the second half. Alexander ran in from the 1 on fourth down after left guard Steve Hutchinson caught a deflected pass on the previous play.

Favre moved into third place in career playoff completions (364) and touchdown passes (31), ahead of John Elway.

Seattle	3	3	14	7	0	—	27
Packers	0	13	0	14	6	—	33
Sea	—	FG J.Brown	30					
GB	—	FG Longwell	31					
Sea	—	FG J.Brown	35					
GB	—	Franks 23 pass from Favre (Longwell kick)						
GB	—	FG Longwell	27					
Sea	—	Alexander 1 run (J.Brown kick)						
Sea	—	Alexander 1 run (J.Brown kick)						
GB	—	Green 1 run (Longwell kick)						
GB	—	Green 1 run (Longwell kick)						
Sea	—	Alexander 1 run (J.Brown kick)						
GB	—	Harris 52 interception return						



PHILADELPHIA 20, PACKERS 17 (OT)

2003 NFC Divisional Playoff
Jan. 11, 2004, at Lincoln Financial Field, Phi.

Brian Dawkins' overtime interception set up David Akers' winning field goal, but the Eagles really advanced to the NFC title game thanks to Donovan McNabb.

With the Eagles trailing, 17-14, and 1:12 left in regulation, he breathed life into his team with a 28-yard completion to Freddie Mitchell on a fourth-and-26. That, in turn, led to a 37-yard field goal by Akers that sent the game into overtime. McNabb threw for 248 yards and two TDs, and rushed for 107 yards.

Duce Staley had two big runs — one for 22 on the Eagles' first play of their final regulation drive and another of 11 yards in overtime to help set up the winning field goal. Staley's contribution was especially needed with the Eagles missing all-purpose running back Brian Westbrook, who scored 13 touchdowns in the regular season but sat out with a torn triceps muscle.

The Packers (11-7) had won seven of their last eight, including

three straight since Brett Favre's father died just before Christmas. Green Bay became the second NFL team to play consecutive overtime playoff games, joining the 1987 Browns.

The Packers led, 14-7, at halftime, but the Eagles had the momentum after stopping Ahman Green on fourth down from the 1-yard line late in the second quarter.

Green Bay scored twice in the first quarter on passes of 40 and 17 yards from Favre to Robert Ferguson, the first set up by a McNabb fumble. The Eagles countered midway through the second quarter on McNabb's 7-yard TD pass to Staley. It came one play after a 45-yard completion from McNabb to Todd Pinkston. Philadelphia tied it early in the fourth quarter when McNabb scrambled out of trouble and found Pinkston just inside the right pylon from 12 yards out.

Favre's 44-yard pass to Javon Walker set up Ryan Longwell's 21-yard field goal that gave the Packers a 17-14 lead with 10:21 left in the fourth. Favre's 180 yards passing moved him ahead of Dan Marino into third place on the career playoff yardage list.

Green Bay posted eight sacks, a franchise postseason record.

Packers	14	0	0	3	0	—	17
Philadelphia	0	7	0	10	3	—	20
GB	—	Ferguson 40 pass from Favre (Longwell kick)						
GB	—	Ferguson 17 pass from Favre (Longwell kick)						
Phi	—	Staley 7 pass from McNabb (Akers kick)						
Phi	—	Pinkston 12 pass from McNabb (Akers kick)						
GB	—	FG Longwell	21					
Phi	—	FG Akers	37					
Phi	—	FG Akers	31					



MINNESOTA 31, PACKERS 17

2004 NFC Wild Card Playoff
Jan. 9, 2005, at Lambeau Field, Green Bay

Randy Moss caught two touchdown passes and the Vikings rolled to a 31-17 upset victory against the stunned Packers. Green Bay had swept the season series, including a last-second victory at the Metrodome two weeks prior to clinch the NFC North crown and home field for this showdown at Lambeau Field.

Daunte Culpepper threw four touchdown passes and the Vikings picked off four Brett Favre passes.

Minnesota scored on its first three possessions, jumping out to a 17-0 lead in avenging two 34-31 losses to the Packers, who entered the playoffs as the NFC's hottest team.

The Packers lost Pro Bowl receiver Javon Walker and left tackle Chad Clifton to injuries, but pulled to 24-17 on Najeh Davenport's 1-yard plunge with 13:37 left. Then, two costly defensive penalties set up Culpepper's 34-yard touchdown toss to Moss, giving the Vikings a 14-point cushion with 10:18 remaining.

On the first series, Culpepper lofted the ball over Nick Barnett and Moe Williams broke a tackle, scampering 68 yards for a touchdown 1:40 into the game. After the Packers went three-and-out, the Vikings made it 14-0 on Moss's 20-yard TD catch. Antoine Winfield's interception on the next possession set up Morten Andersen's 35-yard field goal that made it 17-0.

The Packers pulled to 17-10 on Ryan Longwell's 43-yard field goal and Bubba Franks' 4-yard TD catch, and they caught a huge break when Andersen slipped on a 29-yard field goal attempt.

But Walker, who bruised his shin earlier in the second quarter and didn't play after halftime, changed his deep route and Brian Russell intercepted the pass, leading to a Nate Burleson score.

The Packers drove to the Vikings' 8, but Favre was whistled for an illegal forward pass when he scrambled and flung the ball to Walker in the end zone. Then, Longwell missed a 28-yarder.

Favre surpassed No. 2 Dan Marino and No. 3 John Elway on the all-time postseason completions and pass attempts lists, respectively. He also extended his NFL record with a TD pass in a 16th consecutive playoff game.

Minnesota	17	7	0	7	—	31
Packers	3	7	0	7	—	17
Min	—	M.Williams 68 pass from Culpepper (Andersen kick)					
Min	—	Moss 20 pass from Culpepper (Andersen kick)					
Min	—	FG Andersen	35				
GB	—	FG Longwell	43				
GB	—	Franks 4 pass from Favre (Longwell kick)					
Min	—	Burleson 19 pass from Culpepper (Andersen kick)					
GB	—	Davenport 1 run (Longwell kick)					
Min	—	Moss 34 pass from Culpepper (Andersen kick)					



PACKERS 42, SEATTLE 20

2007 NFC Divisional Playoff

Jan. 12, 2008, at Lambeau Field, Green Bay

In near-whiteout conditions that turned Lambeau into a "Winter Wonderland," the Packers overcame an early 14-0 deficit by scoring touchdowns on six consecutive possessions and easily advanced to their first NFC Championship Game since 1997.

Running back Ryan Grant fumbled twice in the game's first 69 seconds, setting up both of the Seahawks' early scores. But Grant bounced back to rush for 201 yards and three touchdowns, both franchise playoff records, while Brett Favre was an efficient 18 of 23 for 173 yards and three TDs. Favre's 78.26 completion percentage broke his own single-game Green Bay playoff record.

The Packers had erased the early 14-point deficit by the end of the first quarter with scoring drives of 64 and 69 yards, and then took the lead for good early in the second quarter. On the period's opening play, Atari Bigby's big hit on Seattle tight end Marcus Pollard after a short reception jarred the ball loose, and Aaron Kampman recovered at the Seahawks' 18-yard line. Three plays later, Favre found Greg Jennings on a short 2-yard lob pass for the receiver's second TD of the game to make it 21-14.

The defense limited the Seahawks to just two field goals the rest of the way, and by game's end the Packers had amassed huge advantages in total yards (408-200) and time of possession (34:00 to 26:00).

Grant compiled his 201 yards in less than 3½ quarters, coming out of the game for good with 10 minutes left in the contest. He broke off four runs of 24 yards or longer on the day, including a memorable 43-yard scamper down the left sideline when the snowstorm was at its heaviest late in the third quarter.

Seattle 14 3 3 0 — 20

Packers 14 14 7 7 — 42

Sea — Alexander 1 run (Brown kick)

Sea — Ingram 11 pass from Hasselbeck (Brown kick)

GB — Jennings 15 pass from Favre (Crosby kick)

GB — Grant 1 run (Crosby kick)

GB — Jennings 2 pass from Favre (Crosby kick)


Sea — FG Brown 29

GB — Grant 3 run (Crosby kick)

GB — Jackson 13 pass from Favre (Crosby kick)

Sea — FG Brown 27

GB — Grant 1 run (Crosby kick)



N.Y. GIANTS 23, PACKERS 20 (OT)

2007 NFC Championship

Jan. 20, 2008, at Lambeau Field, Green Bay

On a frigid Sunday evening that featured a game-time temperature of minus-1 and wind chill of minus-23, Lawrence Tynes sent the Giants to the Super Bowl with a 47-yard field goal 2 minutes, 35 seconds into overtime.

The third-coldest contest in NFL championship game history was close throughout, with the Packers overcoming an early 6-0 deficit on a 90-yard touchdown pass from Brett Favre to Donald Driver in the second quarter. It marked the longest play from scrimmage in Green Bay postseason annals.

A 20-yard reception by Driver, whose 141 receiving yards rank as the third most in franchise playoff history, set up a Mason Crosby field goal to give the Packers a 10-6 halftime advantage.

The two teams traded touchdowns on three consecutive possessions in the third quarter, with Ahmad Bradshaw's 4-yard scoring run putting the Giants on top, 20-17. Two plays into the fourth quarter, Favre's pass was intercepted by R.W. McQuarters near the goal line, but on the return Ryan Grant stripped the ball from McQuarters right into the hands of Mark Tauscher at the New York 19-yard line. The Packers capitalized with a game-tying field goal with 11:46 left.

The Giants had two chances to win the game in regulation, but Tynes missed field goal tries of 43 and 36 yards, the latter coming as time expired.

The Packers won the toss for overtime, but on the second play of the fifth period Favre's pass for Driver was intercepted by Corey Webster and returned to the Green Bay 34. Four plays later Tynes got a third shot at a game-winner and delivered.

N.Y. Giants 3 3 14 0 3 — 23

Packers 0 10 7 3 0 — 20

NY — FG Tynes 29

NY — FG Tynes 37

GB — Driver 90 pass from Favre (Crosby kick)

GB — FG Crosby 36

NY — Jacobs 1 run (Tynes kick)

GB — Lee 12 pass from Favre (Crosby kick)

NY — Bradshaw 4 run (Tynes kick)

GB — FG Crosby 37

NY — FG Tynes 47





ARIZONA 51, PACKERS 45 (OT)

2009 NFC Wild Card Playoff

Jan. 10, 2010, at Univ. of Phoenix Stadium, Glendale

In the highest-scoring postseason game in NFL history, the Packers fell to the Cardinals when quarterback Aaron Rodgers was sacked by Michael Adams and fumbled the ball into the arms of Karlos Dansby, who returned it 17 yards for the game-winning score just 1 minute, 18 seconds into overtime.

The shootout featured Green Bay playoff records of 493 total yards, 423 yards passing from Rodgers and 159 yards receiving from tight end Jermichael Finley. Rodgers also tied team postseason marks with four TD passes and 28 completions. Arizona's Kurt Warner was even better, though, going 29 of 33 for 379 yards and five TDs.

The Packers turned the ball over on two of their first three plays from scrimmage, and the Cardinals capitalized with two touchdowns. That lead was extended to 31-10 early in the third quarter before Green Bay rallied.

The Packers scored touchdowns on five consecutive second-half possessions to tie the game at 45, and the contest went to overtime when Arizona kicker Neil Rackers pulled a 34-yard field goal attempt wide left with nine seconds left in regulation.

Green Bay won the coin toss and got the ball to start the extra session, but on third-and-6 from their own 24, the Packers turned the ball over for a third and fatal time.

Packers 0 10 14 21 0 — 45

Arizona 17 7 14 7 6 — 51

Ariz — Hightower 1 run (Rackers kick)

Ariz — Doucet 15 pass from Warner (Rackers kick)

Ariz — FG Rackers 23

GB — Rodgers 1 run (Crosby kick)

Ariz — Doucet 15 pass from Warner (Rackers kick)

GB — FG Crosby 20

Ariz — Fitzgerald 33 pass from Warner (Rackers kick)

GB — Jennings 6 pass from Rodgers (Crosby kick)

GB — Nelson 11 pass from Rodgers (Crosby kick)

Ariz — Fitzgerald 11 pass from Warner (Rackers kick)

GB — J. Jones 30 pass from Rodgers (Crosby kick)

GB — Kuhn 1 run (Crosby kick)

Ariz — Breaston 17 pass from Warner (Rackers kick)

GB — Havner 11 pass from Rodgers (Crosby kick)

Ariz — Dansby 17 fumble return



PACKERS 21, PHILADELPHIA 16

2010 NFC Wild Card Playoff

Jan. 9, 2011, at Lincoln Financial Field, Phi.

Trailing by five and looking at a first-and-10 from the Green Bay 27-yard line with 44 seconds remaining in the game, Eagles quarterback Michael Vick went for it all.

Fortunately for the Packers, Tramon Williams was ready.

Locked in coverage against wide receiver Riley Cooper, the cornerback turned and snatched the ball out of the air in the end zone, sealing the victory for Green Bay, and ending Aaron Rodgers' first postseason win of his career.

The Packers' quarterback connected on 18 of 27 passes for 180 yards and three touchdowns, and was aided by a newfound balance forged by the breakout performance of rookie running back James Starks.

Starks, a sixth-round pick who was beset by injuries and appeared in just three games during the regular season, set a franchise rookie postseason record with 123 yards on 23 carries, repeatedly gashing the Philadelphia defense.

The Packers' defense, led by Clay Matthews, Charles Woodson and a host of others, executed an aggressive game plan designed to contain the explosive Vick. They held him to just 33 yards rushing, and Philadelphia's 16 points were the fewest surrendered by Green Bay in a road playoff game since the 1997 NFC Championship Game, the last time the franchise won on the road in the postseason.

Packers 7 7 7 0 — 21

Philadelphia 0 3 7 6 — 16

GB — Crabtree 7 pass from Rodgers (Crosby kick)

GB — J.Jones 9 pass from Rodgers (Crosby kick)

Phi — FG Akers 29

Phi — Avant 24 pass from Vick (Akers kick)

GB — Jackson 16 pass from Rodgers (Crosby kick)

Phi — Vick 1 run (pass failed)



PACKERS 48, ATLANTA 21

2010 NFC Divisional Playoff

Jan. 15, 2011, at Georgia Dome, Atlanta

The Atlanta Falcons entered their divisional-round matchup against the Packers with the No. 1 seed in the NFC, home-field advantage throughout the playoffs, and a well-rested, veteran team set to take the field in front of more than 69,000 fans inside the Georgia Dome.

Green Bay entered with Aaron Rodgers, Tramon Williams and the momentum of having won three consecutive elimination games, and that was all the Packers would need to keep their playoff journey alive.

Just six days after clinching the Wild Card win at Philadelphia with a leaping interception in the end zone late in the fourth quarter, Williams outdid himself in Atlanta. He intercepted Pro Bowl quarterback Matt Ryan twice, the second of which was a virtual backbreaker he returned 70 yards for a touchdown as time expired in the first half. The momentum-changing play extended Green Bay's lead to 28-14 and sucked the life out of what had been a charged home crowd.

While Williams stole the show on defense, Rodgers put on one of the greatest individual performances in NFL postseason history. In a display of passing precision seldom seen on such a big stage, he completed 31 of 36 passes for 366 yards and three touchdowns through the air, also adding one on the ground. His ability to escape pressure, extend plays and deliver accurate throws downfield had the offense in rhythm from the opening gun, and had the Falcons defense searching for answers.

Throughout the game, the Packers compromised the identity Atlanta had established during their 13-3 regular season. The Falcons ranked No. 3 in the NFL in both time of possession and turnover margin during the regular season, but possessed the ball for only 21:41 and committed a total of four turnovers. They also boasted the NFC's leading rusher in standout back Michael Turner, but on this night, he was limited to just 39 yards, matching a season low.

Packers 0 28 14 6 — 48

Atlanta 7 7 0 7 — 21

Atl — Turner 12 run (Bryant kick)

GB — Nelson 6 pass from Rodgers (Crosby kick)

Atl — Weems 102 kickoff return (Bryant kick)

GB — Kuhn 1 run (Crosby kick)

GB — Jones 20 pass from Rodgers (Crosby kick)

GB — Williams 70 interception return (Crosby kick)

GB — Rodgers 7 run (Crosby kick)

GB — Kuhn 7 pass from Rodgers (Crosby kick)

Atl — White 6 pass from Ryan (Bryant kick)

GB — FG Crosby 43

GB — FG Crosby 32



PACKERS 21, CHICAGO 14

2011 NFC Championship
Jan. 23, 2011, at Soldier Field, Chicago

A touchdown-saving tackle by a quarterback, a pair of interceptions by an undrafted rookie, and an interception return for a touchdown by a nose tackle. An improbable script to be sure, but one that played out in the NFC Championship Game at Soldier Field.

In what appeared to be an illustration of him picking up where he had left off the previous week at Atlanta, Aaron Rodgers led a pair of early scoring drives that staked Green Bay to a 14-0 halftime lead.

On the offense's first possession of the second half, Rodgers again led the unit inside the Chicago 10-yard line en route to what would seemingly be an insurmountable three-possession advantage. On third-and-goal, however, the quarterback was uncharacteristically intercepted at the 6 by veteran linebacker Brian Urlacher, who immediately embarked on a long return with most of the offensive players in his wake. Rodgers, the last man to beat, held his angle and dove at Urlacher's legs, tripping him up at the Chicago 45. The tackle ultimately kept the Bears off the scoreboard, as Chicago was forced to punt on the ensuing possession.

The Green Bay defense was once again outstanding in the early going, forcing five punts and an interception on Chicago's six first-half possessions. Rookie cornerback Sam Shields led the way by becoming the first rookie in NFL history to record a sack and an interception in a playoff game, accomplishing the feat on successive Bears possessions to close the first half.

Bears quarterback Jay Cutler was unable to move the ball with any regularity and also suffered a knee injury just before halftime. Following the first drive of the second half, he was replaced because of the injury by backup Todd Collins. The Packers' defense quickly rendered Collins ineffective, and he was benched after two possessions in favor of seldom-used third-stringer Caleb Hanie.

To the surprise of many, Hanie led the Bears on a 67-yard scoring drive at the start of the fourth quarter, tightening Green Bay's lead to 14-7. Two possessions later, Chicago took over at its own 10 and on third-and-5, Hanie was intercepted by nose tackle B.J. Raji, who then lumbered 18 yards for an unlikely albeit memorable touchdown that pushed the score to 21-7.

Refusing to quit, Hanie and the Bears' offense responded quickly, driving 60 yards on four plays, and finishing with a 35-yard touchdown on a catch-and-run by wide receiver Earl Bennett.

After a quick three-and-out by Green Bay, the Bears used 12 plays to get the ball to the Packers' 29-yard line. On a fateful fourth-and-5, Hanie looked deep over the middle but was intercepted by Shields, his second of the game. Green Bay knelted down to run out the clock and the celebration ensued.

The Packers were presented the Halas Trophy inside the visitors' locker room and were set to begin preparations for the franchise's first Super Bowl appearance in 13 years, Super Bowl XLV at Cowboys Stadium in Arlington, Texas.

Packers	7	7	0	7	—	21
Chicago	0	0	0	14	—	14
GB — Rodgers							1 run (Crosby kick)
GB — Starks							4 run (Crosby kick)
Chi — Taylor							1 run (Gould kick)
GB — Raji							18 interception return (Crosby kick)
Chi — Bennett							35 pass from Hanie (Gould kick)



N.Y. GIANTS 37, PACKERS 20

2011 NFC Divisional Playoff
Jan. 15, 2012, at Lambeau Field, Green Bay

The Packers had almost forgotten the feeling. After winning six consecutive elimination games to close out the 2010 season as world champions and then storming through the 2011 regular season with a franchise-best 15-1 record, the concept of defeat had become somewhat unfamiliar.

Unfortunately, these Packers picked the wrong day to play their sloppiest game of what had to that point been a fantastic

season. Green Bay fell victim to a series of uncharacteristic, costly turnovers and a leaky pass defense that allowed Giants quarterback Eli Manning to throw for 330 yards and three TDs, leading to the elimination of the top-seeded home team in front of a capacity crowd at Lambeau Field.

The two sides traded field goals on their opening possessions, but Manning found wide receiver Hakeem Nicks for a 66-yard touchdown later in the first quarter to put New York on top, 10-3. It wasn't the last time Nicks would haunt the Packers.

The second of the receiver's first-half touchdowns was a far more crushing blow, one that came on the final play of the second quarter when he hauled in a 37-yard Hail Mary throw from Manning amidst multiple Green Bay defenders in the end zone, giving the Giants a 20-10 halftime lead.

The turnover epidemic that had begun to befall the Packers' offense late in the second quarter continued when quarterback Aaron Rodgers was stripped in the pocket on the opening drive of the second half, his first lost fumble of the season. The Green Bay defense stood tall in the third frame however, keeping the Giants off the board and allowing a Mason Crosby field goal to pull the Packers to within a touchdown at 20-13 to start the fourth.

But for a team that set a franchise record with just 14 giveaways in the regular season, it was the turnovers that were the ultimate difference in the game. Running back Ryan Grant fumbled following a reception with the Packers driving near midfield, trailing just 23-13 midway through the final quarter.

The Giants would score a touchdown on the very next play, and then again four minutes later, while also recovering an onside kick attempt, thus silencing any chance of a late Green Bay comeback.

N.Y. Giants	10	10	0	17	—	37
Packers	3	7	3	7	—	20
NY — FG Tynes							31
GB — FG Crosby							47
NY — Nicks							66 pass from Manning (Tynes kick)
GB — Kuhn							8 pass from Rodgers (Crosby kick)
NY — FG Tynes							23
NY — Nicks							37 pass from Manning (Tynes kick)
GB — FG Crosby							35
NY — FG Tynes							35
NY — Manningham							4 pass from Manning (Tynes kick)
GB — Driver							16 pass from Rodgers (Crosby kick)
NY — Jacobs							14 run (Tynes kick)



PACKERS 24, MINNESOTA 10

2012 NFC Wild Card Playoff
Jan. 5, 2013, at Lambeau Field, Green Bay

Having split their two-game divisional series during the regular season, the border rivals squared off in a Wild Card game just six days after they'd met in a Week 17 finale at Minnesota.

It was in that game that a last-second field goal gave the Vikings the victory, earning them a playoff berth as the NFC's No. 6 seed and a trip to Lambeau Field to face the NFC North champion Packers in the opening round of the single-elimination tournament.

Members of a unit that had surrendered a total of 409 yards to All-Pro running back Adrian Peterson in the teams' two December meetings, Packers defenders vowed during the practice week that the explosive ball-carrier would not torment them again.

And they held true to that promise. Aided by an inactive list that featured Vikings starting quarterback Christian Ponder (who was sidelined by an elbow injury), the defense kept Peterson in check throughout the game, limiting him to just 99 yards on 22 carries (4.5 avg.), his second-lowest rushing total since Week 7 of the regular season.

Offensively for the Packers, Aaron Rodgers led a balanced attack that scored 24 unanswered points after the Vikings opened the game with a field goal on their opening drive.

Fullback John Kuhn scored both rushing and receiving touchdowns to cap drives going into and coming out of halftime, extending the Green Bay lead to 24-3 with 9:25 remaining in the third quarter and making an already uphill climb for the beleaguered Minnesota offense even steeper.

Backup quarterback Joe Webb hadn't attempted a pass during the regular season and was repeatedly pressured by the Packers' attacking front. Linebacker Clay Matthews led the way with two sacks, also forcing and recovering a fumble by Webb late in the third quarter.

Matthews' fumble recovery was part of a three-turnover effort by

PACKERS NFL TITLE GOALS & PLAYOFFS
 COMMUNITY
 ADMIN. & COACHES
 VETERANS
 DRAFT & FREE AGENTS
 REVIEW
 PLAYOFF HISTORY
 LAMBEAU FIELD
 MISC.

2012 NFC Wild Card Playoff, continued

the Packers, one that also featured an interception by cornerback Sam Shields and the recovery of a muffed punt by linebacker Dezman Moses on special teams.

Webb connected with wide receiver Michael Jenkins for a touchdown with 3:39 remaining in the fourth quarter, but finished the game 11 of 30 passing for 180 yards.

Unfortunately for the Vikings, that wasn't enough to dethrone the division champions on their home field.

Minnesota	3	0	0	7	—	10
Packers	7	10	7	0	—	24

- Min — FG Walsh 33
- GB — Harris 9 run (Crosby kick)
- GB — FG Crosby 23
- GB — Kuhn 3 run (Crosby kick)
- GB — Kuhn 9 pass from Rodgers (Crosby kick)
- Min — Jenkins 50 pass from Webb (Crosby kick)

**SAN FRANCISCO 45, PACKERS 31**

2012 NFC Divisional Playoff

Jan. 12, 2013, at Candlestick Park, San Francisco

Cornerback Sam Shields raced down the sideline with a 52-yard interception return for a touchdown on the game's opening drive, and it appeared the Packers might be recapturing their divisional playoff magic. It was just two years earlier, in the 2010 postseason, that the Packers marched into Atlanta against the higher-seeded Falcons and dismantled them on their home field, furthering their momentum en route to the Super Bowl.

But this wasn't 2010, and these were not the Atlanta Falcons. San Francisco quarterback Colin Kaepernick lifted himself off the turf after missing a tackle on Shields, took a deep breath, and went on to deliver a statistically dominating dual-threat performance.

The second-year passer recovered from his early turnover to repeatedly gash the Packers' defense with both his arm and legs during the game. He was particularly deadly carrying the ball, both on scrambles to escape pressure and on read-option plays the 49ers designed to take advantage of his speed and athletic ability.

By game's end, Kaepernick had carried 16 times for 181 yards (11.3 avg.), an NFL record for a quarterback in both the regular and postseasons. Following the early INT, he sharpened his precision throwing the ball and finished the game having completed 17 of 31 attempts for 263 yards and two TDs. Several of his throws went in the direction of wide receiver Michael Crabtree, who finished with nine catches for 119 yards (13.2 avg.) and a pair of second-quarter TDs that capitalized on Green Bay turnovers to help San Francisco recover from the initial deficit.

Despite the miscues, the Packers hung tough throughout the first half, answering the 49ers' offense with two 80-yard touchdown drives of their own. They pulled to within three points entering halftime, and a 31-yard field goal by kicker Mason Crosby tied the game at 24-24 with 8:25 remaining in the third quarter.

But it was at that point that the San Francisco offense went into overdrive. On the third play of the ensuing possession, Kaepernick faked a handoff to the inside and bolted off of the right edge, going untouched down the sideline for a 56-yard score.

The 49ers regained possession just two minutes later and traveled 93 yards for another touchdown, this time cashing in on a 2-yard run by Frank Gore on the opening play of the fourth quarter to extend the lead to 38-24.

All told, the 49ers' offense amassed 579 yards and the Packers were unable to ultimately overcome costly turnovers in the divisional round for the second consecutive year, leading to an early postseason exit for a team that appeared to be getting healthy and peaking at just the right time.

Packers	14	7	3	7	—	31
San Francisco	7	17	7	14	—	45

- GB — Shields 52 interception return (Crosby kick)
- SF — Kaepernick 20 run (Akers kick)
- GB — Harris 18 run (Crosby kick)
- SF — Crabtree 12 pass from Kaepernick (Akers kick)
- SF — Crabtree 20 pass from Kaepernick (Akers kick)
- GB — J.Jones 20 pass from Rodgers (Crosby kick)
- SF — FG Akers 26
- GB — FG Crosby 31
- SF — Kaepernick 56 run (Akers kick)
- SF — Gore 2 run (Akers kick)
- SF — Dixon 2 run (Akers kick)
- GB — G.Jennings 3 pass from Rodgers (Crosby kick)

**SAN FRANCISCO 23, PACKERS 20**

2013 NFC Wild Card Playoff

Jan. 5, 2014, at Lambeau Field, Green Bay

Nearly an entire calendar year had passed since San Francisco defeated Green Bay in the 2012 playoffs, yet the Packers and 49ers once again found themselves in familiar territory when January rolled around. Unlike the previous season, when the two teams met at Candlestick Park in the divisional round, the 2013 chapter of this rekindled rivalry was played in frigid temperatures at Lambeau Field.

Although the 2013 Packers faced question marks throughout the season due to an unprecedented number of injuries to key players, the team had always been able to rely on one thing — its resiliency. Only a week earlier, quarterback Aaron Rodgers returned from a broken collarbone to lead a game-winning, fourth-quarter touchdown drive against the Chicago Bears to clinch the NFC North, and the newly healthy team seemed to have adopted a never-say-die attitude that it was hoping to retain throughout the postseason.

When fullback John Kuhn plunged into the end zone from 1 yard out to give the Packers a 17-13 lead early in the fourth quarter, it appeared as if the Packers were destined to continue the resilient trend that they had displayed throughout the season.

However, the lead was short-lived, as a series of big plays on San Francisco's ensuing possession quelled the home team's momentum. Following a 37-yard kickoff return by running back LaMichael James, 49ers quarterback Colin Kaepernick triggered memories of the 2012 NFC Divisional playoff contest, dashing around left end on third-and-4 for a gain of 24 yards to the Green Bay 33. After a defensive holding penalty moved the ball to the Green Bay 28, Kaepernick found tight end Vernon Davis down the seam for the go-ahead score.

Trailing 20-17, Rodgers once again drove the Packers deep into 49ers' territory, but the drive stalled at the San Francisco 6 and the Packers were forced to settle for a Mason Crosby field goal that knotted the score at 20-20.

Needing only a field goal to send his team to the divisional round, Kaepernick took the field with just over five minutes remaining in regulation and set his sights on his third straight victory over the Packers. After completing an 11-yard strike to wide receiver Michael Crabtree, Kaepernick took a shotgun snap on second-and-10 from the San Francisco 31 and nearly committed a devastating error. Looking to his left, Kaepernick rifled a pass to receiver Anquan Boldin, who was in the midst of running a short out route to the left sideline. Rookie cornerback Micah Hyde, who had lined up as the nickel corner to cover Boldin in the slot, timed his jump perfectly and leapt in front of Kaepernick's pass, only to have the ball slip through his fingers, providing the 49ers' offense with a second chance.

That was all San Francisco needed, as Kaepernick completed a 17-yarder to Michael Crabtree on the following play and drove his team the rest of the way to set up a game-winning field goal attempt from the Packers' 15. Veteran kicker Phil Dawson drilled the kick as time expired and the Packers' season ended earlier than the Lambeau faithful had hoped.

San Francisco	6	7	0	10	—	23
Packers	0	10	0	10	—	20

- SF — FG Dawson 22
- SF — FG Dawson 25
- GB — Nelson 5 pass from Rodgers (Crosby kick)
- SF — Gore 10 run (Dawson kick)
- GB — FG Crosby 34
- GB — Kuhn 1 run (Crosby kick)
- SF — Davis 28 pass from Kaepernick (Dawson kick)
- GB — FG Crosby 24
- SF — FG Dawson 33



PACKERS 26, DALLAS 21

2014 NFC Divisional Playoff

Jan. 11, 2015, at Lambeau Field, Green Bay

Green Bay earned a bye in the postseason after winning their fourth consecutive NFC North title with a 12-4 record. The Packers finished 8-0 at home during the regular season for the 13th time in franchise history and the second time under Head Coach Mike McCarthy.

The Packers welcomed the longtime NFC rival Dallas Cowboys, who also finished an NFL-best 12-4, to Lambeau Field for the first time in the postseason since the 1967 NFL Championship Game, most commonly known as the "Ice Bowl."

Both teams entered the game after home victories over the Detroit Lions. Green Bay in Week 17 to win the division and Dallas in the Wild Card round. Each team also had a quarterback who overcame injuries during the season and finished in the top two in the NFL in passer rating.

The Packers and Cowboys exchanged touchdowns in the first quarter. Green Bay started it off with a 10-play, 60-yard drive that ended with Aaron Rodgers moving around the pocket on his injured calf to find Andrew Quarless for a score from 4 yards out. Dallas responded on the following drive, going 62 yards in 12 plays as Tony Romo connected with FB Tyler Clutts for a 1-yard touchdown.

On the next drive, Jeremy Mincey recovered a Rodgers fumble at the Dallas 36-yard line and three plays later Romo found Terrance Williams on a 38-yard touchdown pass to go up, 14-7. After a Packers punt, the Cowboys drove to the Green Bay 27-yard line where they faced a third-and-1. A botched shotgun snap caused Romo to take a 5-yard loss and forced Dallas to attempt a 50-yard field goal that was blocked by Datone Jones and gave the Packers the ball at their own 40-yard line with 29 seconds left in the half. Rodgers completed three passes in four plays to travel 38 yards and set up a 40-yard field goal attempt. Mason Crosby converted it as time expired, cutting Dallas' lead to 14-10 at halftime.

After Green Bay stalled on the opening drive of the second half, the Packers defense came up big. Julius Peppers leaped to force a DeMarco Murray fumble that Jones recovered at the Cowboys' 44-yard line. Fueled by a 29-yard run by Eddie Lacy, the Packers reached the Dallas 12-yard line before settling for a 30-yard field goal to pull within one point. On the ensuing drive, the Cowboys used a mix of pass and run plays to drive 80 yards in six plays, with Murray finishing it off with a 1-yard touchdown run to take a 21-13 lead. Rodgers led the Packers right back down the field, completing four passes, including a 26-yarder to Randall Cobb and a 46-yard touchdown to Davante Adams on third-and-15 to get back within one point.

The Green Bay defense finished the third quarter with a Nick Perry sack of Romo, and then on the first play of the fourth quarter, Perry teamed with Mike Daniels to sack Romo to force a third-and-23 that Dallas did not convert. After a punt, Rodgers stayed hot, driving the Packers 80 yards with seven completed passes that included finding Richard Rodgers for a 13-yard score. After a failed two-point attempt, Green Bay was up, 26-21, with 9:10 left in the fourth quarter.

Following the kickoff, Murray recorded a 30-yard run to the Dallas 48-yard line. The Cowboys continued to the Packers' 32-yard line, where they faced a fourth-and-2 with just under five minutes to play. Romo launched a pass down the left sideline, where Sam Shields was covering Dez Bryant, who leaped to grab the ball on a play that was initially ruled a catch at the 1-yard line. After the Packers challenged, it was ruled incomplete since Bryant did not maintain possession through the ground. Green Bay off the remaining 4:06 by converting two third downs with a 26-yard completion to Adams and a 12-yard diving catch by Cobb.

Dallas 7	7	7	0	— 21
Packers 7	3	10	6	— 26

GB — Quarless 4 pass from A.Rodgers (Crosby kick)

Dal — Clutts 1 pass from Romo (Bailey kick)

Dal — Williams 38 pass from Romo (Bailey kick)

GB — FG Crosby 40

GB — FG Crosby 30

Dal — Murray 1 run (Bailey kick)

GB — Adams 46 pass from A.Rodgers (Crosby kick)

GB — R.Rodgers 13 pass from A.Rodgers (pass failed)



SEATTLE 28, PACKERS 22 (OT)

2014 NFC Championship

Jan. 18, 2015, at CenturyLink Field, Seattle

Green Bay made its second trip of the season to Seattle after opening at the defending Super Bowl champions in Week 1. It marked the Packers' third NFC Championship Game appearance in the past eight years (2007 and 2010).

The Packers opened the game by driving all the way down to the Seahawks' 29-yard line, but the drive stalled, and on third down Richard Sherman intercepted Aaron Rodgers in the end zone. Green Bay's defense would pick their MVP quarterback up by forcing a turnover three plays later when Ha Ha Clinton-Dix intercepted Russell Wilson, giving the offense the ball back at the Seattle 19-yard line. It took the Packers just two plays to go 18 yards, but runs by John Kuhn and Eddie Lacy were stuffed and Mason Crosby connected from 18 yards out to give Green Bay a 3-0 lead. On the ensuing kickoff, Brad Jones forced and Morgan Burnett recovered a fumble by Doug Baldwin at the Seahawks' 23-yard line, but the Packers would once again have to settle for a field goal to take a 6-0 lead after making it down to the 1-yard line.

After a three-and-out by Seattle, the Packers would take over at their own 44-yard line, and a mix of pass and run fueled a seven-play, 56-yard drive that was capped with a Rodgers-to-Randall Cobb 13-yard touchdown. Up 13-0 entering the second quarter, Green Bay's defense again did not let Seattle gain a first down and Micah Hyde returned a Jon Ryan punt 29 yards to the Seattle 33-yard line. It was the third and final time in the game that the Packers would start a drive inside Seattle territory, and just like the previous two, Green Bay would settle for a field goal, this time from 40 yards to take a 16-0 lead with just under 10 minutes to play in the second quarter. The teams combined for three turnovers on the next three drives: an interception by Clinton-Dix that gave Green Bay the ball at their own 32-yard line, an interception by Byron Maxwell that was returned five yards to the Seattle 31-yard line, and an interception by Sam Shields in the end zone. Clinton-Dix became just the third rookie (Joe Laws, Shields) and sixth player in team history to record two interceptions in a post-season game, while Shields registered his fifth career postseason interception, the most in franchise history.

The second half opened with three-and-outs by both teams before Seattle would get on the board for the first time. After driving to the Packers' 19-yard line in 10 plays, the Seahawks faced a fourth-and-10. Seattle punter/holder Ryan took the snap and rolled to his left, where he lofted a pass to Garry Gilliam for a 19-yard touchdown, cutting Green Bay's lead to nine points.

Both teams stalled on drives late in the third quarter and the fourth started with a 32-yard run by James Starks to the Seattle 43-yard line. The Seahawks defense again stood up in their own territory and forced the Packers to settle for a 48-yard field goal to go up, 19-7. Green Bay's defense responded by forcing Seattle to punt from the 50-yard line with seven minutes to play. After a three-and-out, Green Bay punted and the Seahawks took over on their own 46-yard line. On the next play, Burnett intercepted Wilson, returning it 4 yards to the Packers' 43-yard line. Three runs by Lacy did not earn a first down and a 30-yard punt by Tim Masthay left Seattle with the ball at their own 31-yard line with 3:52 to play. The Seahawks used a total of 12 offensive plays and one recovered outside kick to tally 15 points and take a 22-19 lead with 1:25 left in the fourth quarter. Rodgers completed three passes and scrambled for 12 yards to set up Crosby for a 48-yard field goal to tie the game at 22 with 11 seconds left.

Seattle won the toss in overtime and Wilson found Jermaine Kearse for an over-the-shoulder 35-yard touchdown on their opening drive to win by six.

Packers 13	3	0	6	0	— 22
Seattle 0	0	7	15	6	— 28

GB — FG Crosby 18

GB — FG Crosby 19

GB — Cobb 13 pass from A.Rodgers (Crosby kick)

GB — FG Crosby 40

Sea — Gilliam 19 pass from Ryan (Hauschka kick)

GB — FG Crosby 48

Sea — Wilson 1 run (Hauschka kick)

Sea — Lynch 24 run (Wilson-Wilson pass)

GB — FG Crosby 48

Sea — Kearse 35 pass from Wilson



PACKERS 35, WASHINGTON 18
 2015 NFC Wild Card Playoff
 Jan. 10, 2016, at FedExField, Landover

Green Bay made the postseason for the 31st time in franchise history and set a record by making its seventh consecutive appearance (2009-15). The Packers traveled to face Washington, who had won its final four regular-season games on the way to an NFC East title. It was the second consecutive

year Green Bay faced the winner of the NFC East division, having defeated the Dallas Cowboys, 26-21, at Lambeau Field in the Wild Card round of the 2014 playoffs.

The game did not start out well for the Packers as they punted on their first drive, saw Aaron Rodgers sacked for a safety by Preston Smith on the second drive and punted on their final two drives of the first quarter. After the safety, Washington started at its own 45-yard line and drove down to have first-and-goal on the Green Bay 1-yard line after a DeSean Jackson touchdown was overturned on replay. The Packers defense stuffed Alfred Morris on first down and tackled him for a loss of a yard on second down. After a delay-of-game penalty on third down, Kirk Cousins threw an incomplete pass on third-and-7, forcing a Dustin Hopkins 25-yard field goal to put Washington up, 5-0.

Washington finished the first quarter and started the second quarter on a seven-play, 64-yard drive that was fueled by two 20-plus-yard receptions by Jordan Reed, including a 24-yard touchdown. After a Hopkins extra point hit the right upright, Washington led, 11-0. Green Bay's offense came alive in the second quarter, scoring on all three drives, including touchdown drives of 75 and 60 yards. A 43-yard Mason Crosby field goal after Mike Neal forced and recovered a fumble on a sack of Cousins at the Green Bay 39-yard line came between a 12-yard Rodgers touchdown pass to Randall Cobb and a 10-yard touchdown connection from Rodgers to Davante Adams, giving Green Bay a 17-11 lead at halftime.

Washington responded on the opening drive of the second half, traveling 73 yards in nine plays with Cousins running in from 3 yards for a touchdown to take an 18-17 lead. The Packers marched back down the field on the ensuing drive. After Green Bay threw the ball on five of the first six plays, it ran the ball on the final five plays, with Eddie Lacy recording a 30-yard run to the Washington 4-yard line and James Starks taking it into the end zone on the next play to go up by six points. The Packers forced a three-and-out on the Redskins' next possession and started a drive that carried over into the fourth quarter. It saw Green Bay mix run and pass to travel 76 yards in 10 plays with Lacy punching it in from 2 yards out and Rodgers finding Jared Abbrederis for the two-point conversion to take a 32-18 lead.

The Packers would hold Washington scoreless on their final four drives, turning them over on downs on all four, in part due to Green Bay recording four of the six sacks it had in the game over that span. The Packers' six sacks tied for the second most in a postseason game in franchise history (since 1963). Neal (2.0) and Nick Perry (2.5) led the pass rush against Washington and became the first duo in team playoff history to both record two-plus sacks in a postseason game.

Crosby would be responsible for the final score of the game, a 29-yard field goal that made it 35-18 with just under five minutes to play. Green Bay's offense was led by the running game as Lacy (63 yards and a touchdown) and Starks (53 yards and a touchdown) became the first Green Bay duo to both record 50-plus rushing yards and a rushing touchdown in a playoff game in franchise history.

Packers	0	17	7	11	—	35
Washington	5	6	7	0	—	18
Was — Safety, A.Rodgers sacked by P.Smith						
Was — FG Hopkins 25						
Was — Reed 24 pass from Cousins (Hopkins kick failed)						
GB — Cobb 12 pass from A.Rodgers (Crosby kick)						
GB — FG Crosby 43						
GB — Adams 10 pass from A.Rodgers (Crosby kick)						
Was — Cousins 3 run (Hopkins kick)						
GB — Starks 4 run (Crosby kick)						
GB — Lacy 2 run (A.Rodgers-Abbrederis pass)						
GB — FG Crosby 29						



ARIZONA 26, PACKERS 20 (OT)
 2015 NFC Divisional Playoff
 Jan. 16, 2016, at University of Phoenix Stadium, Glendale

Nearly three weeks after losing at Arizona, 38-8, Green Bay returned to face the Cardinals in the divisional round. It was the first postseason meeting since Arizona got the better of the Packers in a 51-45 overtime thriller at University of Phoenix Stadium in a 2009 Wild Card playoff.

For the second straight week, the Packers found themselves down early after their first two drives were three-and-outs that resulted in punts. Green Bay's defense forced the Cardinals to a three-and-out and a punt on the opening drive of the game, but Arizona found success on its second drive, marching 42 yards in 11 plays with Carson Palmer connecting with Michael Floyd from 8 yards out to take a 7-0 lead.

The Packers' last drive of the first quarter carried over into the second quarter and after 17 plays and 85 yards traveled, Mason Crosby hit a 28-yard field goal to pull within four. The drive proved to be costly as the Packers lost Randall Cobb for the game due to a chest injury he suffered on a diving 51-yard catch that would be nullified due to offsetting penalties. Green Bay would stop Arizona near midfield on the ensuing drive and after a punt, take over at its own 13-yard line. The Packers embarked on another 17-play drive, going 71 yards and once again getting a Crosby field goal, this time from 34 yards out. The Packers' two long drives gave them an 17:26 to 12:34 advantage in time of possession after two quarters, but they trailed, 7-6.

The second half began with each team turning the ball over. Aaron Rodgers was intercepted by Rashad Johnson at the Green Bay 48-yard line, and three plays later, Palmer was picked off by Ha Ha Clinton-Dix at the Green Bay 19-yard line. On the ensuing drive, Eddie Lacy recorded a 61-yard run to the Arizona 8-yard line, the second longest in franchise postseason history behind only James Lofton's 71-yard TD run at Dallas on Jan. 16, 1983. Green Bay would cash in two plays later when Rodgers found Jeff Janis for an 8-yard touchdown to put Green Bay up, 13-7. Arizona responded with a 10-play, 74-yard drive that ended with a Chandler Catanzaro 28-yard field goal to pull the Cardinals within three points.

After Green Bay failed to make a first down on its next drive, Arizona drove down to the 10-yard line, and on the second play of the fourth quarter, Damarious Randall intercepted Palmer in the end zone. After the Packers' ensuing drive stalled at their own 43-yard line, the Cardinals took over at their own 20-yard line following a Tim Masthay punt. Arizona used a mix of pass and run in a 14-play, 80-yard drive that was capped off with a touchdown when a Palmer pass that was intended for Larry Fitzgerald was deflected to Floyd in the end zone, putting Arizona up, 17-13, with 3:44 to play in the game. Green Bay failed to record a first down on four plays, giving the ball back to Arizona on the Packers' 25-yard line with just 2:38 remaining. Following two runs and an incomplete pass, Catanzaro recorded a 36-yard FG to put Arizona up by seven.

With 1:55 left in the game, Green Bay took over at its own 14-yard line. The first three plays of the drive involved two incompletions and a Dwight Freeney sack, leaving the Packers with a fourth-and-20 from their own 4-yard line. With 55 seconds left on the clock, Rodgers found Janis for a 60-yard completion to the Arizona 36-yard line. An illegal-motion penalty and incomplete pass left Green Bay 41 yards away from the end zone with five seconds remaining. On the final play of regulation, Rodgers launched a pass that Janis would leap to catch in the end zone, combining with a Crosby extra point to send the game into overtime.

Arizona won the coin toss, chose to receive, and used two passes from Palmer to Fitzgerald, 75 yards on the first play and 5 yards on the third play of the drive, to score a touchdown and win the game, 26-20.

Packers	0	6	7	7	0	—	20
Arizona	7	0	3	10	6	—	26
Ariz — Floyd 8 pass from Palmer (Catanzaro kick)							
GB — FG Crosby 28							
GB — FG Crosby 34							
GB — Janis 8 pass from A.Rodgers (Crosby kick)							
Ariz — FG Catanzaro 28							
Ariz — Floyd 9 pass from Palmer (Catanzaro kick)							
Ariz — FG Catanzaro 36							
GB — Janis 41 pass from A.Rodgers (Crosby kick)							
Ariz — Fitzgerald 5 pass from Palmer							



PACKERS 38, N.Y. GIANTS 13

2016 NFC Wild Card Playoff
Jan. 8, 2017, at Lambeau Field, Green Bay

The Green Bay Packers earned a home postseason game by capturing their fifth division title in the last six seasons and set a franchise record with their eighth consecutive playoff berth.

The Wild Card round brought a rematch with a New York Giants team that Green Bay beat, 23-16, at Lambeau Field in Week 5.

As in the first meeting, the Giants' first two scores were field goals while the Packers' were touchdowns, resulting in a 14-6 advantage for Green Bay entering halftime. It would have been a one-point margin at the half, but Aaron Rodgers found Randall Cobb on a Hail Mary that covered 42 yards to end the second quarter.

The second half began with both teams punting and then the Packers being stopped on third and fourth down from their own 42-yard line when they failed to pick up a yard.

A couple plays later, New York crossed the game to 14-13 with a big play of its own, a 41-yard touchdown pass from Eli Manning to Tavarres King.

Green Bay responded on the following drive with Rodgers completing a 13-yard pass to Jared Cook, a 20-yard pass to Davante Adams and a 30-yard touchdown to Cobb. The four-play drive traveled 63 yards in 2:23 to put the Packers up by eight points late in the third quarter.

Green Bay's defense responded by forcing a three-and-out, and Micah Hyde returned the ensuing punt 23 yards to the New York 37-yard line. The good field position led to a Mason Crosby field goal from 32 yards and put the Packers up, 24-13, entering the fourth quarter.

The Packers offense helped put the game out of reach, scoring touchdowns on its first two drives of the fourth quarter to make it 38-13.

Green Bay would not give up a point in the fourth quarter while forcing a punt and two turnovers: a forced and recovered fumble by Clay Matthews on a sack of Manning and an interception by Damarious Randall that he returned 78 yards in the final minute of the game.

N.Y. Giants 3 3 7 0 — 13

Packers 0 14 10 14 — 38

NY — FG Gould 26

NY — FG Gould 40

GB — Adams 5 pass from A.Rodgers (Crosby kick)

GB — Cobb 42 pass from A.Rodgers (Crosby kick)

NY — King 41 pass from Manning (Gould kick)

GB — Cobb 30 pass from A.Rodgers (Crosby kick)

GB — FG Crosby 32

GB — Cobb 16 pass from A.Rodgers (Crosby kick)

GB — Ripkowski 1 run (Crosby kick)



PACKERS 34, DALLAS 31

2016 NFC Divisional Playoff
Jan. 15, 2017, at AT&T Stadium, Arlington

The Packers faced the Cowboys in the divisional round for the second time in three years, previously beating Dallas, 26-21, at Lambeau Field in the 2014 postseason.

It was Green Bay's first postseason game at Dallas since the 1995 NFC Championship Game, a 38-27 Cowboys victory.

For the second week in a row, the Packers faced a team it played during the regular season. In Week 6, Dallas beat Green Bay, 30-16, at Lambeau Field. The Cowboys got off to a fast start in that matchup, taking a 17-6 lead into the half. In the divisional contest, the Packers got off to a hot start, scoring touchdowns on their first three possessions to go up, 21-3, midway through the second quarter.

Green Bay's last two drives of the first half resulted in punts, while Dallas used a touchdown and a field goal on its final two drives to pull within eight points at halftime.

The Packers answered on the opening drive in the third quarter, going 75 yards in six plays as Aaron Rodgers finished the drive with a 26-yard pass to Jared Cook and then a 3-yard pass to Cook for a touchdown.

On the ensuing drive, the Cowboys marched down to the Green

Bay 19-yard line, but on second-and-1, Micah Hyde jumped a short pass for Cole Beasley, intercepting Dak Prescott and running 18 yards to the 39-yard line.

Dallas returned the favor on the next drive, as Jeff Heath intercepted a deep pass from Rodgers on the Cowboys' 14-yard line and returned it 27 yards to the Dallas 41. The Cowboys' following drive would lead into the fourth quarter and result in a 6-yard touchdown pass from Prescott to Jason Witten to pull Dallas to within eight points.

The Cowboys defense forced a three-and-out on the next drive. After going 59 yards in 10 plays on its previous drive, Dallas marched 80 yards in 11 plays, with Prescott finding Dez Bryant for a 7-yard touchdown and then Prescott running in the two-point conversion to tie the game at 28 with just over four minutes to play.

The teams would go back and forth over the final few minutes. First, Green Bay drove 37 yards in 10 plays and Mason Crosby connected from 56 yards to put the Packers up three with just over a minute and a half on the clock.

Prescott then led Dallas 42 yards in six plays and Dan Bailey tied the game with a 52-yard field goal with 35 seconds left.

With 12 seconds on the clock, Green Bay faced a third-and-20 from its own 32-yard line. Rodgers bought some time, rolled to his left and found Cook, who tiptoed on the sideline to complete a 35-yard play that gave the Packers the ball at the Dallas 32-yard line with three seconds on the clock. Crosby connected from 51 yards as time expired to give the Packers a 34-31 victory.

Packers 7 14 7 6 — 34

Dallas 3 10 0 18 — 31

Dal — FG Bailey 50

GB — R.Rodgers 34 pass from A.Rodgers (Crosby kick)

GB — Montgomery 3 run (Crosby kick)

GB — Montgomery 1 run (Crosby kick)

Dal — Bryant 40 pass from Prescott (Bailey kick)

Dal — FG Bailey 33

GB — Cook 3 pass from A.Rodgers (Crosby kick)

Dal — Witten 6 pass from Prescott (Bailey kick)

Dal — Bryant 7 pass from Prescott (Prescott run)

GB — FG Crosby 56

Dal — FG Bailey 52

GB — FG Crosby 51



ATLANTA 44, PACKERS 21

2016 NFC Championship
Jan. 22, 2017, at Georgia Dome, Atlanta

The Packers played in their seventh NFC title contest since the 1970 AFL-NFL merger. It was Green Bay's fourth NFC Championship Game appearance in the previous 10 seasons (2007-16), the most in the NFC over that span.

It was the Packers' second trip to Atlanta on the season, having lost, 33-32, back in Week 8. Unlike the previous two games where Green Bay defeated a team they faced in the regular season, the Packers would come up short.

The Falcons took control of the game right away, scoring three touchdowns and a field goal on five first-half possessions. Green Bay had success moving the football on its first two possessions, but missed a 41-yard field goal and lost a fumble that was recovered by Atlanta in the end zone for a touchback.

A punt and an interception on the next two drives left the Packers trailing, 24-0, at halftime.

A 73-yard touchdown on a short pass from Matt Ryan to Julio Jones on the Falcons' first possession of the second half brought the lead to 31-0. The teams exchanged a couple of touchdowns on the way to a 44-21 Atlanta victory.

Packers 0 0 15 6 — 21

Atlanta 10 14 13 7 — 44

Atl — Sanu 2 pass from Ryan (Bryant kick)

Atl — FG Bryant 28

Atl — Ryan 14 run (Bryant kick)

Atl — Jones 5 pass from Ryan (Bryant kick)

Atl — Jones 73 pass from Ryan (Bryant kick)

GB — Adams 2 pass from A.Rodgers (Crosby kick)

Atl — Freeman 4 pass from Ryan (Bryant kick failed)

GB — Nelson 3 pass from A.Rodgers (Ripkowski run)

Atl — Coleman 3 run (Bryant kick)

GB — Cook 1 pass from A.Rodgers (run failed)



PACKERS 28, SEATTLE 23

2019 NFC Divisional Playoff
Jan. 12, 2020, at Lambeau Field, Green Bay

The Green Bay Packers captured the team's first division title since 2016 with a 13-3 regular-season record that also secured them a bye and the No. 2 seed in the NFC. Head Coach Matt LaFleur was the first coach in franchise history to lead his team to the postseason in his first season.

The Packers welcomed a familiar foe to Lambeau Field for the divisional round, facing the Seattle Seahawks for the sixth consecutive season (2014-19) in either the regular and/or postseason.

Green Bay came out strong with a 23-yard run from Aaron Jones on the first offensive play. In all, the Packers drove 75 yards in eight plays with Aaron Rodgers finding Davante Adams for a 20-yard score to take a 7-0 lead.

The next two possessions for each team resulted in punts and then the Seahawks put together a six-play, 32-yard drive to set up a 45-yard field goal from Jason Myers to cut the lead to four points in the final minute of the first quarter.

Green Bay answered with two 1-yard rushing TDs from Jones on its next two drives to go up, 21-3.

First, the Packers went 75 yards in nine plays on a drive that was kick-started with Rodgers completing three consecutive passes, 18- and 15-yards to Adams and an 8-yarder to Marquae Valdes-Scantling that brought Green Bay from its own 36-yard line to the Seattle 23-yard line. After an illegal block above the waist by Elgton Jenkins sent the Packers back 10 yards, Green Bay used four runs from Jones, as well as two Seattle penalties, to get seven more points.

After a 50-yard field goal attempt from Myers went wide right, the Packers took over on their own 40-yard line. Late-season pickup Tyler Ervin ran 18 yards on Green Bay's first play of a drive that used seven run plays and three pass plays to go 60 yards and put the Packers up 18 heading into halftime.

Both teams would trade scores on the first three possessions of the second half. First, Seattle used 10 plays to go 69 yards and Marshawn Lynch found the end zone from a yard out to cut the Packers' lead to 11 points.

Facing a third-and-six on the ensuing drive, Rodgers connected with Jimmy Graham for 27 yards, and then two plays later Rodgers found Adams for a 40-yard TD and Green Bay was up, 28-10. Adams' two TD receptions gave him six for his career in the post-season as he moved into a tie for No. 2 in team playoff history (WR Greg Jennings) behind only WR Antonio Freeman (10).

The Seahawks would answer with another long drive, going 84 yards in 12 plays with Russell Wilson finding Tyler Lockett for a 7-yard TD and the Green Bay lead was again cut to 11 points.

After a three-and-out by the Packers that went into the fourth quarter, Seattle marched 79 yards in nine plays and Lynch scored again from a yard out to make it 28-23 with just under 10 minutes to play.

Green Bay did not score on its next possession, but did use up almost five minutes of clock before punting to Seattle. The Seahawks had the ball with just under five minutes to play, but couldn't get a drive going and punted after five plays.

The Packers had the ball with a five-point lead and 2:32 left in the game. On third-and-8, Rodgers found Adams for a 32-yard gain. Green Bay faced another long third down, this time needing 9 yards, and Rodgers connected with Graham for a first down and the Packers would go on to run the clock out and win, 28-23.

Adams set a single-game franchise playoff record with 160 receiving yards on eight catches (20.0 avg.) and also became the first player in team history to register 150-plus receiving yards and two-plus TD catches in a postseason game.

Seattle	3	0	14	6	—	23
Packers	7	14	7	0	—	28

- GB — D.Adams 20 pass from Rodgers (Crosby kick)
- Sea — FG Myers 45
- GB — Jones 1 run (Crosby kick)
- GB — Jones 1 run (Crosby kick)
- Sea — Lynch 1 run (Myers kick)
- GB — D.Adams 40 pass from Rodgers (Crosby kick)
- Sea — Lockett 7 pass from R.Wilson (Myers kick)
- Sea — Lynch 1 run (pass failed)



SAN FRANCISCO 37, PACKERS 20

2019 NFC Championship
Jan. 19, 2020, at Levi's Stadium, Santa Clara

The Packers played in their sixth conference championship on the road since 1970, tied for the third most in the NFL from 1970-2019 (Dallas Cowboys, nine / New England Patriots, seven). LaFleur became the first head coach to reach a conference championship in his first season since Jim Harbaugh led San Francisco to the NFC Championship Game in 2011.

This was just the second time the Packers had been a part of a postseason game featuring two teams that both won 13-plus regular-season games. The other instance was at the 49ers in the 1997 NFC Championship when both teams posted 13-3 regular-season records.

Green Bay traveled to play San Francisco for the second time, having previously lost a late-November game, 37-8. Once again the 49ers jumped out to an early lead. After the Packers forced San Francisco to punt on its first possession, the 49ers would score on their final five possessions of the first half (three TDs and two field goals) to hold a 27-0 lead halfway through the game. The first-half surge by San Francisco was fueled by a rushing attack that racked up 185 yards and three TDs on 22 carries (8.4 avg.).

The Packers tried to claw their way back in the second half, scoring TDs on their first three possessions. First, Aaron Rodgers found Aaron Jones from 9 yards out to cap off an 11-play, 75-yard drive, then Jones punched it in from the 1-yard line to finish a 10-play, 75-yard drive and on the third possession, Rodgers connected with Jace Sternberger on an 8-yard strike.

The 49ers had scored on their first possession of the second half, so they had a 34-20 lead and the ball with 8:10 left in the fourth quarter. San Francisco would go 49 yards in 10 plays to get three more points with Robbie Gould connecting from 42 yards out while using just under five minutes of clock.

Green Bay's next possession resulted in an interception and the 49ers would run out the clock in their 37-20 win.

Packers	0	0	7	13	—	20
San Francisco	7	20	7	3	—	37
SF — Mostert 36 run (Gould kick)						
SF — FG Gould 54						
SF — Mostert 9 run (Gould kick)						
SF — FG Gould 27						
SF — Mostert 18 run (Gould kick)						
GB — Jones 9 pass from Rodgers (Crosby kick)						
SF — Mostert 22 run (Gould kick)						
GB — Jones 1 run (pass failed)						
GB — Sternberger 8 pass from Rodgers (Crosby kick)						
SF — FG Gould 42						

**PACKERS 32, L.A. RAMS 18**

2020 NFC Divisional Playoff

Jan. 16, 2021, at Lambeau Field, Green Bay

The Green Bay Packers won back-to-back division titles with a 13-3 regular-season record that also secured them a bye and the No. 1 seed in the NFC. Head Coach Matt LaFleur was the just the second NFL head coach since the league went to a divisional format in 1967 to win 13-plus games and a division title in both of his first two seasons, joining George Seifert of the 49ers (1989-90).

Green Bay opened the divisional game by forcing a Rams three-and-out and a punt. The Packers marched 63 yards in 12 plays to set up a Mason Crosby 24-yard field goal.

The Rams responded with an eight-play, 62-yard drive that was highlighted by Jared Goff completing passes of 28 yards to Josh Reynolds and 19 yards to Robert Woods on back-to-back plays. The drive stalled when Preston Smith stopped Cam Akers for a 1-yard gain on third-and-2, resulting in Matt Gay connecting on a 37-yard field goal to tie the game.

The Packers answered, scoring touchdowns on each of their next four drives. Green Bay first went 84 yards in 14 plays, finishing with Aaron Rodgers finding Davante Adams for a 1-yard score. The TD grab gave Adams seven for his career and the No. 2 spot in team history for playoff receiving TDs (Antonio Freeman, 10).

The Packers defense, led by a 7-yard sack by Za'Darius Smith on second down, forced a punt after three plays on the next possession. An unsportsmanlike-conduct penalty on the punt on Nsmbia Webster gave Green Bay the ball at the LAR 47-yard line. It took the Packers nine plays to travel the rest of the way as Rodgers ran it in from a yard out. A bad snap on the extra point resulted in no kick and a failed attempt, leaving Green Bay with a 16-3 lead.

The Rams' next drive included a couple of nice runs by Akers (10 and 13 yards) and a 21-yard pass from Goff to Reynolds, as LA went 75 yards in nine plays with Van Jefferson hauling in a short pass for a 4-yard TD to pull within six points with 29 seconds left in the first half.

After a touchback, Rodgers completed a 21-yard pass to Adams and a 33-yard pass to Robert Tonyan to go from their own 25-yard line to the LAR 21-yard line. After two incompletions, Crosby was good from 39 yards out and it was 19-10 at the half.

The Packers opened the second half with the ball and for the sixth consecutive drive would finish with points. After a touchback, Aaron Jones went 60 yards to the LAR 15-yard line. Four plays later, Jones finished the drive that had runs on five of six plays with a 1-yard TD run. A failed two-point conversion attempt left Green Bay up, 25-10.

After punts by both teams on their next possessions, the Rams drew within seven points by driving 79 yards in 11 plays with Akers finishing it off by finding the end zone from 7 yards away on a direct snap. Los Angeles tacked on a hook-and-lateral two-point conversion that saw Goff pass to Jefferson, who tossed it to Akers.

Green Bay got to the Rams' 47-yard line on the next drive, but was forced to punt. After a JK Scott punt pinned the Rams at their own 6-yard line, LA gained a first down, but a Kenny Clark sack of Goff led to a third-and-16 that the Rams did not convert, forcing a punt early in the fourth quarter. On the next possession, Rodgers found Allen Lazard for a 58-yard TD to put the Packers up, 32-18, with under seven minutes to play.

The Rams' next drive started at their own 41-yard line after a 38-yard kickoff return from Webster. But it wouldn't go much further as Rashan Gary sacked Goff for a loss of 4 yards to give GB the ball with just under five minutes to play. It would turn out to be the final drive of the game for LA as the Packers, using a mix of run and pass, ran the clock out.

L.A. Rams	3	7	8	0	—	18
Packers	3	16	6	7	—	32
GB — FG Crosby 24						
LAR — FG Gay 37						
GB — D.Adams 1 pass from Rodgers (Crosby kick)						
GB — Rodgers 1 run (pass failed)						
LAR — Jefferson 4 pass from Goff (Gay kick)						
GB — FG Crosby 39						
GB — Jones 1 run (pass failed)						
LAR — Akers 7 run (Goff-Akers pass)						
GB — Lazard 58 pass from Rodgers (Crosby kick)						

**TAMPA BAY 31, PACKERS 26**

2020 NFC Championship

Jan. 24, 2021, at Lambeau Field, Green Bay

The Packers played in their ninth NFC title contest since the 1970 AFL-NFL merger and their fourth since 2014 (2014, 2016, 2019), the most in the NFC over that span. It marked the first time since 1995-97 that Green Bay appeared in consecutive NFC title games. It was the third time (1996 and 2007) that Lambeau Field hosted the NFC Championship.

On the first drive of the game, Tampa Bay traveled 66 yards in nine plays and converted three third downs, including a 15-yard touchdown pass from Tom Brady to Mike Evans, to take a 7-0 lead.

After the teams exchanged punts, the Packers would tie it up early in the second quarter as Green Bay drove 90 yards in seven plays using a couple of big passes. Aaron Rodgers connected with Allen Lazard for 23 yards and a few plays later found Marquez Valdes-Scantling for a 50-yard TD.

The Buccaneers responded quickly and needed just four plays to cover 73 yards and take a 14-7 lead. On back-to-back snaps, Brady found Chris Godwin for a 52-yard gain and then Leonard Fournette finished the drive with a 20-yard TD run.

On the following possession, the Packers ate up over seven minutes of clock, going 69 yards in 15 plays and added three points via a Mason Crosby 24-yard field goal.

Tampa Bay was forced to punt, and then on the fourth play of the Packers' next drive, Sean Murphy-Bunting picked off a Rodgers pass to give the Buccaneers the ball on their own 49-yard line with 28 seconds left in the first half. With eight seconds remaining, Brady found a streaking Scotty Miller for a 39-yard TD and Tampa Bay carried a 21-10 lead into the half.

On the first possession of the second half, Jordan Whitehead put a hit on Jones that would end his day and force a fumble that was recovered by Devin White, who returned it 21 yards to the GB 8-yard line. On the next play, Brady connected with Cameron Brate for an 8-yard score and the Buccaneers went up, 28-10.

The Packers would rally to get back in the game. First, Green Bay took eight plays to go 75 yards on a drive that included a 24-yard pass to Valdes-Scantling, a 16-yard pass to Lazard and a TD pass to Robert Tonyan from 8 yards out.

Green Bay's defense responded as Adrian Amos intercepted Brady on the next drive, giving the Packers the ball at their own 32-yard line. The Packers would use the running of Jamaal Williams and rookie AJ Dillon as well as the pass to march down the field, and on the 13th play of the drive, Rodgers and Davante Adams connected for a 2-yard TD. But the two-point conversion failed and the Packers trailed, 28-23, in the final seconds of the third quarter.

Jaire Alexander intercepted Brady on each of the next two possessions, giving the ball to Green Bay at their own 19-yard line and their own 24-yard line, but each ensuing drive was a three-and-out for the Packers and resulted in a punt.

With just over eight minutes to play in the game, the Buccaneers put together an eight-play drive that was capped off by a 46-yard field goal by Ryan Succop to take an eight-point lead with just under five minutes to play.

On the next drive, Green Bay vaulted into Tampa Bay territory with a 29-yard pass to Valdes-Scantling and got down to the 8-yard line before three straight incompletions led to a Crosby field goal from 26 yards out to pull the Packers to within five with 2:09 to play.

The Buccaneers faced a third-and-4 with 1:46 on the clock and a Brady pass sailed incomplete; but defensive pass interference was called on Kevin King to give Tampa Bay a first down. From there, the Buccaneers would move the sticks once more to end it.

Tampa Bay	7	14	7	3	—	31
Packers	0	10	13	3	—	26
TB — Evans 15 pass from Brady (Succop kick)						
GB — Valdes-Scantling 50 pass from Rodgers (Crosby kick)						
TB — Fournette 20 run (Succop kick)						
GB — FG Crosby 24						
TB — Miller 39 pass from Brady (Succop kick)						
TB — Brate 8 pass from Brady (Succop kick)						
GB — Tonyan 8 pass from Rodgers (Crosby kick)						
GB — D.Adams 2 pass from Rodgers (pass failed)						
TB — FG Succop 46						
GB — FG Crosby 26						

RUSHING

Most Attempts, Career

163	Edgar Bennett (10 games)
146	Jim Taylor (7 games)
144	Dorsey Levens (14 games)

Most Attempts, Game

31	Jim Taylor, at NYG, Dec. 30, 1962
27	Ryan Grant, vs. Sea., Jan. 12, 2008
	Jim Taylor, vs. CleB, Jan. 2, 1966
	Dorsey Levens, at SF, Jan. 11, 1998
	Dorsey Levens, at SF, Jan. 3, 1999

Most Yards Rushing, Career

647	Dorsey Levens (14 games)
561	Edgar Bennett (10 games)
523	James Starks (10 games)

Most Yards Rushing, Game

201	Ryan Grant, vs. Sea., Jan. 12, 2008 (27 att.)
156	Ahman Green, at Phi., Jan. 11, 2004 (25 att.)
123	James Starks, at Phi., Jan. 9, 2011 (23 att.)
116	Dorsey Levens, at SF, Jan. 3, 1999 (27 att.)
114	Dorsey Levens, at SF, Jan. 11, 1998 (27 att.)

Longest Run From Scrimmage

71	James Lofton, at DalC, Jan. 16, 1983 (TD)
61	Eddie Lacy, at Ari., Jan. 16, 2016
60	Aaron Jones, vs. LARm, Jan. 16, 2021

Most Games, 100 or More Yards Rushing, Career

3	Dorsey Levens (14 games)
1	Paul Hornung (5 games)
	Eddie Lacy (5 games)
	Ryan Grant (6 games)
	Edgar Bennett (7 games)
	Ahman Green (7 games)
	Jim Taylor (7 games)
	James Starks (10 games)

Most Consec. Games, 100 or More Yards Rushing

2	Dorsey Levens (1997)
1	Seven times (last: Eddie Lacy, 2014)

Most Rushing Touchdowns, Career

5	Edgar Bennett (10 games)
4	Aaron Jones (4 games)
	Dorsey Levens (14 games)
	John Kuhn (15 games)
3	Paul Hornung (5 games)
	Ryan Grant (6 games)
	Ahman Green (7 games)
	Aaron Rodgers (21 games)

Most Rushing Touchdowns, Game

3	Ryan Grant, vs. Sea., Jan. 12, 2008
2	Elijah Pitts, vs. KC, Jan. 15, 1967
	Travis Williams, vs. LARm, Dec. 23, 1967
	Edgar Bennett, vs. SF, Jan. 4, 1997
	Ahman Green, vs. Sea., Jan. 4, 2004
	Ty Montgomery, at DalC, Jan. 15, 2017
	Aaron Jones, vs. Sea., Jan. 12, 2020

Most Consecutive Games, Rushing for Touchdowns

3	Aaron Jones (2019-20)
2	Paul Hornung (1965)
	Edgar Bennett (1994-95)
	Edgar Bennett (1996)
	Dorsey Levens (1997)
	DuJuan Harris (2012)

PASSING

Most Passes Completed, Career

481	Aaron Rodgers (21 games)
438	Brett Favre (22 games)
130	Bart Starr (10 games)

Most Passes Completed, Game

33	Aaron Rodgers, vs. TB., Jan. 24, 2021 (48 att.)
31	Aaron Rodgers, at Atl., Jan. 15, 2011 (36 att.)
	Aaron Rodgers, at SF, Jan. 19, 2020 (39 att.)
28	Brett Favre, at DalC, Jan. 16, 1994 (45 att.)
	Aaron Rodgers, at Ari., Jan. 10, 2010 (42 att.)
	Aaron Rodgers, at DalC, Jan. 15, 2017 (43 att.)

Most Passes Attempted, Career

745	Aaron Rodgers (21 games)
721	Brett Favre (22 games)
213	Bart Starr (10 games)

Most Passes Attempted, Game

48	Aaron Rodgers, vs. TB, Jan. 24, 2021 (33 comp.)
46	Aaron Rodgers, vs. NYG, Jan. 15, 2012 (26 comp.)
45	Brett Favre, at DalC, Jan. 16, 1994 (28 comp.)
	Aaron Rodgers, at Atl., Jan. 22, 2017 (27 comp.)
44	Brett Favre, at StLR, Jan. 20, 2002 (26 comp.)
	Aaron Rodgers, at Ari., Jan. 16, 2016 (24 comp.)
	Aaron Rodgers, at DalC, Jan. 15, 2017 (28 comp.)

Most Yards Passing, Career

5,669	Aaron Rodgers (21 games)
5,311	Brett Favre (22 games)
1,753	Bart Starr (10 games)

Most Yards Passing, Game

423	Aaron Rodgers, at Ari., Jan. 10, 2010
366	Aaron Rodgers, at Atl., Jan. 15, 2011
362	Aaron Rodgers, vs. NYG, Jan. 8, 2017
355	Aaron Rodgers, at DalC, Jan. 15, 2017
346	Aaron Rodgers, vs. TB, Jan. 24, 2021

Most Games, 300 or More Yards Passing, Career

8	Aaron Rodgers (21 games)
3	Brett Favre (22 games)
1	Lynn Dickey (2 games)
	Bart Starr (10 games)

Most Consecutive Games, 300 or More Yards Passing

2	Aaron Rodgers, 2016
---	---------------------

Most Touchdown Passes, Career

45	Aaron Rodgers (21 games)
39	Brett Favre (22 games)
15	Bart Starr (10 games)

Most Touchdown Passes, Game

4	Bart Starr, at DalC, Jan. 1, 1967
	Lynn Dickey, vs. StLC, Jan. 8, 1983
	Aaron Rodgers, at Ari., Jan. 10, 2010
	Aaron Rodgers, vs. NYG, Jan. 8, 2017
3	12 times (last: Aaron Rodgers, vs. TB, Jan. 24, 2021)

Most Consecutive Games, Touchdown Pass

*18	Brett Favre (1995-98, 2001-04, 2007) (*NFL record now 20)
*12	Aaron Rodgers (2010-16)
6	Bart Starr (1965-67)

Most Passes Had Intercepted, Career

28	Brett Favre (22 games)
13	Aaron Rodgers (21 games)
4	Arnie Herber (3 games)
3	Irv Comp (1 game)
	Lynn Dickey (2 games)
	Bart Starr (10 games)

Most Passes Had Intercepted, Game

**6	Brett Favre, at StLR, Jan. 20, 2002 (44 att.)
4	Brett Favre, vs. Min., Jan. 9, 2005 (33 att.)
3	Arnie Herber, vs. NYG, Dec. 10, 1939 (8 att.)
	Irv Comp, at NYG, Dec. 17, 1944 (10 att.)
	Lynn Dickey, at DalC, Jan. 8, 1983 (36 att.)

Longest Pass Completion

90	Brett Favre to Donald Driver, vs. NYG, Jan. 20, 2008 (TD)
81	Brett Favre to Antonio Freeman, vs. NE, Jan. 26, 1997 (TD)
73	Brett Favre to Robert Brooks, at DalC, Jan. 14, 1996 (TD)
66	Cecil Isbell to Wayland Becker, at NYG, Dec. 11, 1938
66	Brett Favre to Dorsey Levens, vs. Car., Jan. 12, 1997
65	Aaron Rodgers to Davante Adams, at SF, Jan. 19, 2020
62	Bart Starr to Boyd Dowler, vs. Oak., Jan. 14, 1968 (TD)

Highest Completion Percentage, Career (Min. 50 att.)

64.56%	Aaron Rodgers (481-745)
61.03%	Bart Starr (130-213)
61.02%	Lynn Dickey (36-59)

Highest Completion Percentage, Game (Min. 20 att.)

86.11%	Aaron Rodgers, at Atl, Jan. 15, 2011 (31-36)
79.49%	Aaron Rodgers, at SF, Jan. 19, 2020 (31-39)
78.26%	Brett Favre, vs. Sea., Jan. 12, 2008 (18-23)
75.86%	Brett Favre, vs. SF, Jan. 13, 2002 (22-29)
75.00%	Brett Favre, at SF, Jan. 6, 1996 (21-28)

* NFL record ** Shares NFL record

RECEIVING

Most Receptions, Career

- 63 Davante Adams (10 games)
- 54 Jordy Nelson (13 games)
- 50 Greg Jennings (10 games)
- 49 Donald Driver (15 games)
- 47 Randall Cobb (11 games)

Antonio Freeman (14 games)

Most Receptions, Game

- 9 Edgar Bennett, at DalC, Jan. 16, 1994 (53 yds.)
- Antonio Freeman, vs. Den., Jan. 25, 1998 (126 yds.)
- Jordy Nelson, vs. Pit., Feb. 6, 2011 (140 yds.)
- Davante Adams, at SF, Jan. 19, 2020 (138 yds.)
- Davante Adams, vs. LARm, Jan. 16, 2021 (66 yds.)
- Davante Adams, vs. TB, Jan. 24, 2021 (67 yds.)
- 8 (10 times, last: Davante Adams vs. Sea, Jan. 12, 2020, 160 yds.)

Most Consecutive Games, Reception

- 13 Dorsey Levens (1994-98, 2001)
- 12 Antonio Freeman (1995-98, 2001)
- Donald Driver (2002-04, 2007, 2009-11)
- 11 Robert Brooks (1993-95, 1997-98)
- Jordy Nelson (2010-14, 2016)
- 10 Greg Jennings (2007, 2009-12)
- James Jones (2009-13, 2015)
- Davante Adams (2014-16, 2019-20)

Most Yards Receiving, Career

- 820 Davante Adams (10 games)
- 748 Antonio Freeman (14 games)
- 675 Donald Driver (15 games)

Most Yards Receiving, Game

- 160 Davante Adams, vs. Sea., Jan. 12, 2020 (8 rec.)
- 159 Jermichael Finley, at Ari., Jan. 10, 2010 (6 rec.)
- 148 John Jefferson, vs. StLC, Jan. 8, 1983 (6 rec.)
- 145 Jeff Janis, at Ari., Jan. 16, 2016 (7 rec.)
- 141 Donald Driver, vs. NYG, Jan. 20, 2008 (5 rec.)

Most Games, 100 or More Yards Receiving, Career

- 4 Davante Adams (10 games)
- 3 Greg Jennings (10 games)
- Robert Brooks (11 games)
- Antonio Freeman (14 games)
- 2 Sterling Sharpe (2 games)
- Javon Walker (4 games)
- Carroll Dale (8 games)
- Randall Cobb (11 games)

Most Consecutive Games, 100 or More Yards Receiving

- 2 Sterling Sharpe (1993)
- Robert Brooks (1995)
- Antonio Freeman (1997)
- Javon Walker (2002-03)
- Greg Jennings (2010)
- Davante Adams (2019)

Most Touchdown Receptions, Career

- 10 Antonio Freeman (14 games)
- 8 Davante Adams (10 games)
- 6 Greg Jennings (10 games)
- 5 Boyd Dowler (10 games)
- Randall Cobb (11 games)
- Jordy Nelson (13 games)
- 4 Sterling Sharpe (2 games)
- Max McGee (7 games)
- Robert Brooks (11 games)
- James Jones (13 games)
- Mark Chmura (14 games)



Most Touchdown Receptions, Game

- **3 Sterling Sharpe, at Det., Jan. 8, 1994
- Randall Cobb, vs. NYG, Jan. 8, 2017
- 2 Ron Kramer, at Phi., Dec. 26, 1960
- Max McGee, vs. KC, Jan. 15, 1967
- Boyd Dowler, vs. DalC, Dec. 31, 1967
- John Jefferson, vs. StLC, Jan. 8, 1983
- Robert Brooks, at DalC, Jan. 14, 1996
- Antonio Freeman, vs. Den., Jan. 25, 1998
- Antonio Freeman, at SF, Jan. 3, 1999
- Antonio Freeman, at StLR, Jan. 20, 2002
- Robert Ferguson, at Phi., Jan. 11, 2004
- Greg Jennings, vs. Sea., Jan. 12, 2008
- Greg Jennings, vs. Pit., Feb. 6, 2011
- Jeff Janis, at Ari., Jan. 16, 2016
- Davante Adams, vs. Sea., Jan. 12, 2020

Most Consecutive Games, Touchdown Reception

- 5 Antonio Freeman (1997-98, 2001)
- 3 James Jones (2009-10)
- 2 Carroll Dale (1965-66)
- Max McGee (1966)
- Boyd Dowler (1967)
- James Lofton (1982)
- Sterling Sharpe (1993)
- Mark Chmura (1995)
- Keith Jackson (1995)
- Antonio Freeman (1996)
- John Kuhn (2011-12)
- Randall Cobb (2014-15)
- Jared Cook (2016)
- Davante Adams (2020)

INTERCEPTIONS BY

Most Interceptions By, Career

- 5 Sam Shields (10 games)
- 4 Joe Laws (4 games)
- Eugene Robinson (6 games)
- Craig Newsome (7 games)
- Herb Adderley (9 games)
- Tramon Williams (15 games)
- 3 Ha Ha Clinton-Dix (7 games)
- Tyrone Williams (10 games)
- Mike Prior (14 games)

Most Interceptions By, Game

- 3 Joe Laws, at NYG, Dec. 17, 1944
- 2 Charley Brock, vs. NYG, Dec. 10, 1939
- Eugene Robinson, vs. SF, Jan. 4, 1997
- Tramon Williams, at Atl., Jan. 15, 2011
- Sam Shields, at ChiB, Jan. 23, 2011
- Ha Ha Clinton-Dix, at Sea., Jan. 18, 2015
- Jaire Alexander, vs. TB, Jan. 24, 2021

Most Consecutive Games, Interception

- 3 Craig Newsome (1996)
- 2 Herb Adderley (1967)
- Terrell Buckley (1993)
- Eugene Robinson (1997)
- Tramon Williams (2010)
- Sam Shields (2012)
- Damarious Randall (2015-16)

Longest Interception Return

- *101 George Teague, at Det., Jan. 8, 1994 (TD)
- 78 Damarious Randall, vs. NYG, Jan. 8, 2017
- 70 Tramon Williams, at Atl., Jan. 15, 2011 (TD)
- 60 Herb Adderley, vs. Oak, Jan. 14, 1968 (TD)
- 58 Eugene Robinson, at SF, Jan. 11, 1998

SCORING

Most Points, Career

- 159 Mason Crosby (30 FG, 69 PAT) (22 games)
- 73 Chris Jacke (15 FG, 28 PAT) (10 games)
- 72 Antonio Freeman (12 TD) (14 games)

Most Points, Game

- 19 Paul Hornung, vs. NYG, Dec. 31, 1961
(1 TD, 3 FG, 4 PAT)
- 18 Sterling Sharpe, at Det., Jan. 8, 1994 (3 TD)
- Ryan Grant, vs. Sea., Jan. 12, 2008 (3 TD)
- Randall Cobb, vs. NYG, Jan. 8, 2017 (3 TD)
- 16 Mason Crosby, vs. Sea., Jan. 18, 2015 (5 FG, 1 PAT)

* NFL record ** Shares NFL record

Most Consecutive Games Scoring

22	Mason Crosby (2007, 2009-16, 2019-20)
10	Chris Jacke (1993-96)
	Ryan Longwell (1997-98, 2001-04)
7	Don Chandler (1965-67)

Most Touchdowns, Career

12	Antonio Freeman (14 games)
8	Davante Adams (10 games)
7	John Kuhn (15 games)
6	Greg Jennings (10 games)
	Dorsey Levens (14 games)

Most Touchdowns, Game

3	Sterling Sharpe, at Det., Jan. 8, 1994
	Ryan Grant, vs. Sea., Jan. 12, 2008
	Randall Cobb, vs. NYG, Jan. 8, 2017

Most Consecutive Games Scoring Touchdown

5	Antonio Freeman (1997-98, 2001)
3	Antonio Freeman (1996)
	Aaron Jones (2019-20)
2	18 times (last: Davante Adams, 2020)

Most Field Goals Attempted, Career

33	Mason Crosby (22 games)
22	Chris Jacke (10 games)
21	Ryan Longwell (10 games)

Most Field Goals Attempted, Game

5	Jerry Kramer, at NYG, Dec. 30, 1962
	Mason Crosby, at Sea., Jan. 18, 2015
4	Don Chandler, vs. Oak., Jan. 14, 1968
	Chris Jacke, vs. Det., Dec. 31, 1994
	Chris Jacke, vs. Car., Jan. 12, 1997
	Ryan Longwell, at SF, Jan. 11, 1998
3	Nine times (last: Ryan Longwell, vs. Sea., Jan. 4, 2004)

Most Field Goals, Career

30	Mason Crosby (22 games)
15	Chris Jacke (10 games)
	Ryan Longwell (10 games)
9	Don Chandler (7 games)

Most Field Goals, Game

**5	Mason Crosby, at Sea., Jan. 18, 2015
##4	Don Chandler, vs. Oak., Jan. 14, 1968
3	Paul Hornung, vs. NYG, Dec. 31, 1961
	Jerry Kramer, at NYG, Dec. 30, 1962
	Don Chandler, vs. CleB, Jan. 2, 1966
	Chris Jacke, vs. Det., Dec. 31, 1994
	Chris Jacke, vs. Car., Jan. 12, 1997
	Ryan Longwell, at SF, Jan. 11, 1998

Most Consecutive Field Goals

*23	Mason Crosby (2010-16)
5	Don Chandler (1965)
	Chris Jacke (1996)
4	Don Chandler (1967)
	Jan Stenerud (1982)
	Chris Jacke (1994)
	Chris Jacke (1995)
	Ryan Longwell (1997-98)
	Ryan Longwell (1998-2001)
	Mason Crosby (2020)

Longest Field Goal

56	Mason Crosby, at DalC, Jan. 15, 2017
51	Chris Jacke, vs. Det., Dec. 31, 1994
	Mason Crosby, at DalC, Jan. 15, 2017
50	Chris Jacke, at DalC, Jan. 8, 1995
48	Mason Crosby, at Sea., Jan. 18, 2015
	Mason Crosby, at Sea., Jan. 18, 2015

Most (One-Point) Points After Touchdown, Career

69	Mason Crosby (22 games)
28	Chris Jacke (10 games)
22	Don Chandler (7 games)

Most (One-Point) Points After Touchdown, Game

6	Mason Crosby, vs. Sea., Jan. 12, 2008
	Mason Crosby, at Ari., Jan. 10, 2010
	Mason Crosby, at Atl., Jan. 15, 2011
5	Don Chandler, vs. KC, Jan. 15, 1967
	Jan Stenerud, vs. StLC, Jan. 8, 1983
	Chris Jacke, vs. SF, Jan. 4, 1997
	Mason Crosby, vs. NYG, Jan. 8, 2017
4	Paul Hornung, vs. NYG, Dec. 31, 1961
	Don Chandler, at DalC, Jan. 1, 1967
	Don Chandler, vs. LARm, Dec. 23, 1967
	Chris Jacke, at Det., Jan. 8, 1994
	Chris Jacke, vs. Atl., Dec. 31, 1995
	Mason Crosby, vs. Pit., Feb. 6, 2011
	Mason Crosby, at SF, Jan. 12, 2013
	Mason Crosby, at DalC, Jan. 15, 2017
	Mason Crosby, vs. Sea., Jan. 12, 2020

Safeties

None

KICKOFF RETURNS**Most Kickoff Returns, Career**

20	Antonio Freeman (14 games)
12	Randall Cobb (11 games)
11	Corey Harris (4 games)

Most Kickoff Returns, Game

7	Del Rodgers, at DalC, Jan. 16, 1983 (148 yds.)
	Antonio Freeman, at DalC, Jan. 14, 1996 (148 yds.)
	Roell Preston, at SF, Jan. 3, 1999 (194 yds.)
6	Antonio Freeman, vs. Den., Jan. 25, 1998 (104 yds.)
5	Corey Harris, at DalC, Jan. 8, 1995 (132 yds.)
	Tramon Williams, vs. Sea., Jan. 12, 2008 (111 yds.)

Most Kickoff Return Yards, Career

413	Antonio Freeman (14 games)
277	Desmond Howard (3 games)
253	Corey Harris (4 games)

Most Kickoff Return Yards, Game

194	Roell Preston, at SF, Jan. 3, 1999 (7 ret.)
154	Desmond Howard, vs. NE, Jan. 26, 1997 (4 ret.)
148	Antonio Freeman, at DalC, Jan. 14, 1996 (7 ret.)

Highest Average, Career (Min. 10 Returns)

23.0	Corey Harris (11-253) (4 games)
20.8	Najeh Davenport (10-208) (3 games)
20.7	Antonio Freeman (20-413) (14 games)

Highest Average, Game (Min. 3 Returns)

38.5	Desmond Howard, vs. NE, Jan. 26, 1997 (4-154)
29.7	Corey Harris, at Det., Jan. 8, 1994 (3-89)
27.7	Roell Preston, at SF, Jan. 3, 1999 (7-194)

Longest Kickoff Return

99	Desmond Howard, vs. NE, Jan. 26, 1997 (TD)
51	Corey Harris, at DalC, Jan. 8, 1995
49	Desmond Howard, vs. Car., Jan. 12, 1997
	Tramon Williams, vs. NYG, Jan. 20, 2008

PUNTING**Most Punts, Game**

8	Donny Anderson, at DalC, Dec. 31, 1967
	Ron Widby, at Was., Dec. 24, 1972
	Tim Masthay, at ChiB, Jan. 23, 2011
	Tim Masthay, vs. Min., Jan. 5, 2013
7	Clarke Hinkle, vs. BosR, Dec. 13, 1936
	Craig Henrich, vs. NE, Jan. 26, 1997
	Josh Bidwell, at Phi., Jan. 11, 2004
6	Six times (last: Jacob Schum, vs. NYG, Jan. 8, 2017)

Highest Gross Punting Average, Game (Min. 4 punts)

47.0	Tim Masthay, at SF, Jan. 12, 2013 (4-188)
45.3	Tim Masthay, at Was., Jan. 10, 2016 (4-181)
45.2	Max McGee, at Phi., Dec. 26, 1960 (5-226)

Longest Punt

66	Jacob Schum, at DalC, Jan. 15, 2016
65	Tim Masthay, at ChiB, Jan. 23, 2011
64	Boyd Dowler, vs. NYG, Dec. 31, 1961

PUNT RETURNS**Most Punt Returns, Career**

19	Willie Wood (10 games)
14	Robert Brooks (11 games)
11	Micah Hyde (8 games)
10	Antonio Chatman (3 games)
	Antonio Freeman (14 games)

Most Punt Returns, Game

##6	Desmond Howard, vs. NE, Jan. 26, 1997 (90 yds.)
	Antonio Chatman, at Phi., Jan. 11, 2004 (27 yds.)
5	Willie Wood, vs. Oak., Jan. 14, 1968 (35 yds.)
	Micah Hyde, vs. NYG, Jan. 8, 2017 (50 yds.)
4	Irv Comp, at NYG, Dec. 17, 1944 (55 yds.)
	Willie Wood, vs. DalC, Dec. 31, 1967 (21 yds.)
	Antonio Freeman, at DalC, Jan. 14, 1996 (54 yds.)
	Randall Cobb, vs. Min., Jan. 5, 2013 (17 yds.)

* NFL record ** Shares NFL record
 ## Shares Super Bowl record

Most Punt Return Yards, Career

214	Robert Brooks (11 games)
210	Desmond Howard (3 games)
143	Antonio Freeman (14 games)

Most Punt Return Yards, Game

117	Desmond Howard, vs. SF, Jan. 4, 1997 (2 ret.)
#90	Desmond Howard, vs. NE, Jan. 26, 1997 (6 ret.)
72	Antonio Freeman, vs. Atl., Dec. 31, 1995 (3 ret.)

Highest Punt Return Average, Career (Min. 9 returns)

23.3	Desmond Howard (9-210) (3 games)
15.3	Robert Brooks (14-214) (11 games)
14.3	Antonio Freeman (10-143) (14 games)

Highest Punt Return Average, Game (Min. 3 returns)

24.0	Antonio Freeman, vs. Atl., Dec. 31, 1995 (3-72)
15.7	Robert Brooks, vs. TB, Jan. 4, 1998 (3-47)
15.0	Desmond Howard, vs. NE, Jan. 26, 1997 (6-90)

Longest Punt Return

76	Antonio Freeman, vs. Atl., Dec. 31, 1995 (TD)
71	Desmond Howard, vs. SF, Jan. 4, 1997 (TD)
46	Desmond Howard, vs. SF, Jan. 4, 1997

MISCELLANEOUS**Most Sacks, Career (Since 1982)**

11	Clay Matthews (15 games)
8	Reggie White (14 games)
7	Nick Perry (8 games)
4.5	Julius Peppers (7 games)
4	Keith McKenzie (7 games)
	Sean Jones (8 games)

Most Sacks, Game (Since 1982)

#3	Reggie White, vs. NE, Jan. 26, 1997
2	Reggie White, at Det., Jan. 8, 1994
	Bryce Paup, vs. Det., Dec. 31, 1994
	Sean Jones, vs. Atl., Dec. 31, 1995
	Keith McKenzie, at SF, Jan. 11, 1998
	Aaron Kampman, at Phi., Jan. 11, 2004
	Clay Matthews, at Atl., Jan. 15, 2011
	Clay Matthews, vs. Min., Jan. 5, 2013
	Mike Neal, at Was., Jan. 10, 2016
	Nick Perry, at Was., Jan. 10, 2016
	Preston Smith, vs. Sea., Jan. 12, 2020
	Za'Darius Smith, vs. Sea., Jan. 12, 2020

Blocked Kicks, Game

2	Lon Evans, vs. BosR, Dec. 13, 1936 (FG, punt)
	Gary Lewis, vs. StLC, Jan. 8, 1983 (PAT, FG)
1	Ernie Smith, vs. BosR, Dec. 13, 1936 (punt)
	Lee McLaughlin, at ChiB, Dec. 14, 1941 (PAT)
	Henry Jordan, vs. CleB, Jan. 2, 1966 (FG)
	Dave Robinson, vs. LARm, Dec. 23, 1967 (FG)
	Bernardo Harris, at DalC, Jan. 14, 1996 (punt)
	Bob Kuberski, vs. TB, Jan. 4, 1998 (FG)
	Cletidus Hunt, vs. SF, Jan. 13, 2002 (FG)
	Brad Jones, vs. NYG, Jan. 15, 2012 (FG)
	Datone Jones, vs. DalC, Jan. 11, 2015 (FG)

GAMES

22	Brett Favre (1993-98, 2001-04, 2007)
	Mason Crosby (2007, 2009-16, 2019-20)
21	Aaron Rodgers (2007, 2009-16, 2019-20)
16	William Henderson (1995-98, 2001-04)
	T.J. Lang (2009-16)
15	Gilbert Brown (1993, 1995-98, 2001-03)
	Earl Dotson (1993, 1995-98, 2001-02)
	Donald Driver (2001-04, 2007, 2009-12)
	John Kuhn (2007, 2009-15)
	Clay Matthews (2009-16)
	Tramon Williams (2007, 2009-14, 2019)

MOST POSTSEASON MEETINGS, OVERALL

No. Teams	Seasons
9	Dal. Cowboys vs. L.A. Rams 1973, 1975-76, 1978-80, 1983, 1985, 2018
8	Chi. Bears vs. N.Y. Giants 1933-34, 1941, 1946, 1956, 1963, 1985, 1990
8	Denver vs. Pittsburgh 1977-78, 1984, 1989, 1997, 2005, 2011, 2015
8	Green Bay vs. Dal. Cowboys 1966-67, 1982, 1993-95, 2014, 2016
8	Green Bay vs. N.Y. Giants 1938-39, 1944, 1961-62, 2007, 2011, 2016
8	Green Bay vs. San Fran. 1995-98, 2001, 2012-13, 2019

TEAM RECORDS*all single-game records***NET YARDS GAINED****Most Yards Gained, Game**

493	at Arizona, Jan. 10, 2010 (89 ru., 404 pa.)
484	vs. Los Angeles Rams, Jan. 16, 2021 (188 ru., 296 pa.)
479	vs. Carolina, Jan. 12, 1997 (201 ru., 278 pa.)
466	at Dallas Cowboys, Jan. 16, 1983 (158 ru., 308 pa.)
442	at Atlanta, Jan. 15, 2011 (96 ru., 346 pa.)

Fewest Yards Gained, Game

195	vs. Dallas Cowboys, Dec. 31, 1967 (80 ru., 115 pa.)
210	vs. San Francisco, Jan. 4, 1997 (139 ru., 71 pa.)
211	at Washington, Dec. 24, 1972 (78 ru., 133 pa.)

*Butler***FIRST DOWNS****Most First Downs, Game**

32	at Arizona, Jan. 10, 2010
28	at Atlanta, Jan. 15, 2011
	vs. Los Angeles Rams, Jan. 16, 2021
	at Dallas Cowboys, Jan. 15, 2017
27	vs. Seattle, Jan. 12, 2008
25	vs. New York Giants, Jan. 15, 2012

Fewest First Downs, Game

7	vs. Boston Redskins at New York, Dec. 13, 1936
10	vs. New York Giants, Dec. 10, 1939
	at Washington, Dec. 24, 1972
11	at New York Giants, Dec. 17, 1944

RUSHING**Most Yards Gained Rushing, Game**

235	vs. Seattle, Jan. 12, 2008 (35 att.)
223	at Philadelphia, Dec. 26, 1960 (42 att.)
210	at Philadelphia, Jan. 11, 2004 (37 att.)
204	vs. Cleveland Browns, Jan. 2, 1966 (47 att.)
201	vs. Carolina, Jan. 12, 1997 (45 att.)

Fewest Yards Gained Rushing, Game

28	vs. New York Giants, Jan. 20, 2008 (14 att.)
31	at Dallas Cowboys, Jan. 16, 1994 (13 att.)
33	at Chicago Bears, Dec. 14, 1941 (33 att.)

Super Bowl record ## Shares Super Bowl record

Most Rushing Attempts, Game

- 51 vs. New York Giants, Dec. 10, 1939 (131 yds.)
 48 at New York Giants, Dec. 17, 1944 (162 yds.)
 47 vs. Cleveland Browns, Jan. 2, 1966 (204 yds.)

Fewest Rushing Attempts, Game

- 12 at Dallas Cowboys, Jan. 14, 1996 (48 yds.)
 13 at Dallas Cowboys, Jan. 16, 1994 (31 yds.)
 vs. Pittsburgh, Feb. 6, 2011 (50 yds.)

PASSING**Most Passes Attempted, Game**

- 48 vs. Tampa Bay, Jan. 24, 2021 (33 comp.)
 46 at Dallas Cowboys, Jan. 8, 1995 (21 comp.)
 vs. New York Giants, Jan. 15, 2012 (26 comp.)
 45 at Dallas Cowboys, Jan. 16, 1994 (28 comp.)
 at Atlanta, Jan. 22, 2017 (27 comp.)

Fewest Passes Attempted, Game

- 10 vs. New York Giants, Dec. 10, 1939
 11 at New York Giants, Dec. 17, 1944
 15 vs. San Francisco, Jan. 4, 1997

Most Passes Completed, Game

- 33 vs. Tampa Bay, Jan. 24, 2021 (48 att.)
 31 at Atlanta, Jan. 15, 2011 (36 att.)
 at San Francisco, Jan. 19, 2020 (39 att.)
 28 at Dallas Cowboys, Jan. 16, 1994 (45 att.)
 at Arizona, Jan. 10, 2010 (42 att.)
 at Dallas Cowboys, Jan. 15, 2017 (43 att.)

Fewest Passes Completed, Game

- 3 at New York Giants, Dec. 17, 1944
 7 vs. New York Giants, Dec. 10, 1939
 8 at New York Giants, Dec. 11, 1938

Most Net Yards Gained, Passing, Game

- 404 at Arizona, Jan. 10, 2010 (42-28-1, 4 TD)
 346 at Atlanta, Jan. 15, 2011 (36-31-0, 3 TD)
 331 vs. New York Giants, Jan. 8, 2017 (40-25-0, 4 TD)

Fewest Net Yards Gained, Passing, Game

- 71 vs. San Francisco, Jan. 4, 1997
 73 at New York Giants, Dec. 17, 1944
 96 at New York Giants, Dec. 30, 1962

Most Touchdowns, Passing, Game

- 4 at Dallas Cowboys, Jan. 1, 1967
 vs. St. Louis Cardinals, Jan. 8, 1983
 at Arizona, Jan. 10, 2010
 vs. New York Giants, Jan. 8, 2017
 3 12 times (last: vs. Tampa Bay, Jan. 24, 2021)

Most Passes Had Intercepted, Game

- 6 at St. Louis Rams, Jan. 20, 2002
 4 vs. Minnesota, Jan. 9, 2005
 3 vs. New York Giants, Dec. 10, 1939
 at New York Giants, Dec. 17, 1944
 at Dallas Cowboys, Jan. 8, 1983

SCORING**Most Points, Game**

- 48 at Atlanta, Jan. 15, 2011 (48-21)
 45 at Arizona, Jan. 10, 2010 (45-51)
 42 vs. Seattle, Jan. 12, 2008 (42-20)
 41 vs. St. Louis Cardinals, Jan. 8, 1983 (41-16)
 38 vs. New York Giants, Jan. 8, 2017 (38-13)

Fewest Points, Game

- 3 at Washington, Dec. 24, 1972 (16-3)
 7 vs. Atlanta, Jan. 4, 2003 (27-7)
 9 at Dallas Cowboys, Jan. 8, 1995 (35-9)

Largest Margin of Victory

- 37 vs. New York Giants, Dec. 31, 1961 (37-0)
 27 vs. New York Giants, Dec. 10, 1939 (27-0)
 at Atlanta, Jan. 15, 2011 (48-21)
 25 vs. Kansas City, Jan. 15, 1967 (35-10)
 vs. St. Louis Cardinals, Jan. 8, 1983 (41-16)
 vs. New York Giants, Jan. 8, 2017 (38-13)

Most Overall Touchdowns, Game

- 6 vs. Seattle, Jan. 12, 2008
 at Arizona, Jan. 10, 2010
 at Atlanta, Jan. 15, 2011
 5 at Dallas Cowboys, Jan. 1, 1967
 vs. Kansas City, Jan. 15, 1967
 vs. St. Louis Cardinals, Jan. 8, 1983
 vs. Atlanta, Dec. 31, 1995
 vs. San Francisco, Jan. 4, 1997
 vs. New York Giants, Jan. 8, 2017
 4 11 times (last: vs. Los Angeles Rams, Jan. 16, 2021)

Most Field Goals, Game

- **5 at Seattle, Jan. 18, 2015
 ##4 vs. Oakland, Jan. 14, 1968
 3 vs. New York Giants, Dec. 31, 1961
 at New York Giants, Dec. 30, 1962
 vs. Detroit, Dec. 31, 1994
 vs. Carolina, Jan. 12, 1997
 at San Francisco, Jan. 11, 1998

Most (One-Point) Points After Touchdown, Game

- 6 vs. Seattle, Jan. 12, 2008
 at Arizona, Jan. 10, 2010
 at Atlanta, Jan. 15, 2011
 5 vs. Kansas City, Jan. 15, 1967
 vs. St. Louis Cardinals, Jan. 8, 1983
 vs. San Francisco, Jan. 4, 1997
 vs. New York Giants, Jan. 8, 2017
 4 Nine times (last: vs. Seattle, Jan. 12, 2020)

Most Safeties

No individual safeties (one team safety, 1994)

PUNTING**Most Punts, Game**

- 10 at New York Giants, Dec. 17, 1944
 8 vs. Boston Redskins at New York, Dec. 13, 1936
 vs. Dallas Cowboys, Dec. 31, 1967
 at Washington, Dec. 24, 1972
 at Chicago Bears, Jan. 23, 2011
 vs. Minnesota, Jan. 5, 2013

Fewest Punts, Game

- **0 at Atlanta, Jan. 15, 2011
 1 vs. St. Louis Cardinals, Jan. 8, 1983
 vs. Atlanta, Jan. 4, 2003
 at Arizona, Jan. 10, 2010
 2 vs. Carolina, Jan. 12, 1997
 at San Francisco, Jan. 3, 1999
 vs. New York Giants, Jan. 15, 2012
 vs. Dallas Cowboys, Jan. 11, 2015
 at Atlanta, Jan. 22, 2017

Highest Gross Average, Game (Min. 4 punts)

- 47.0 at San Francisco, Jan. 12, 2013 (4-188)
 45.3 at Washington, Jan. 10, 2016 (4-181)
 45.2 at Philadelphia, Dec. 26, 1960 (5-226)

** Shares NFL record ## Shares Super Bowl record

CONSECUTIVE POSTSEASON WINS, VS. ONE TEAM

Wins	Teams	Seasons
5	*Pittsburgh over Bal./Ind. Colts	1975-76, 1995-96, 2005
4	Dal. Cowboys over Green Bay	1982, 1993-95
4	Green Bay over N.Y. Giants	1939, 1944, 1961-62
4	Indianapolis over Kansas City	1995, 2003, 2006, 2013
4	Minnesota over L.A. Rams	1969, 1974, 1976-77
4	*Oakland over Hou. Oilers/Ten. Titans	1967-68, 1980, 2002
4	*Philadelphia over Minnesota	1988-89, 2008, 2017
4	*San Francisco over Minnesota	1988-89, 1997, 2019
3	Buffalo over Miami	1990, 1992, 1995
3	Dal. Cowboys over San Francisco	1970-72
3	Dal. Cowboys over Minnesota	1975, 1977, 1996
3	*Dal. Cowboys over Philadelphia	1992, 1995, 2009
3	*Denver over Cle. Browns	1986-87, 1989
3	Green Bay over San Francisco	1995-97
3	Hou. Oilers over LA./S.D. Chargers	1960-61, 1979
3	*Indianapolis over Denver	2004-05, 2014

Wins	Teams	Seasons
3	*LA. Rams over Dallas	1983, 1985, 2018
3	*Miami over Kansas City	1971, 1990, 1994
3	*New England over Jacksonville	2005, 2007, 2017
3	*New England over Pittsburgh	2001, 2004, 2016
3	*New England over LA./S.D. Chargers	2006-07, 2018
3	New Orleans over Philadelphia	2006, 2013, 2018
3	N.Y. Giants over San Francisco	1985-86, 1990
3	*Philadelphia over Atlanta	2002, 2004, 2017
3	Pittsburgh over Hou. Oilers	1978-79, 1989
3	*San Francisco over Chi. Bears	1984, 1988, 1994
3	*San Francisco over Green Bay	2012-13, 2019
3	*Seattle over Washington	2005, 2007, 2012
3	*Washington over Detroit	1982, 1991, 1999
3	*Washington over Minnesota	1982, 1987, 1992

*—active streak

PUNT RETURNS

Most Punt Returns, Game

*8	at New York Giants, Dec. 17, 1944
6	vs. Baltimore Colts, Dec. 26, 1965
#6	vs. New England, Jan. 26, 1997
6	at Philadelphia, Jan. 11, 2004
5	vs. Boston Redskins at New York, Dec. 13, 1936 at Chicago Bears, Dec. 14, 1941 at Philadelphia, Dec. 26, 1960 vs. Dallas Cowboys, Dec. 31, 1967 vs. Oakland, Jan. 14, 1968 vs. New York Giants, Jan. 8, 2017

Most Yards, Punt Returns, Game

117	vs. San Francisco, Jan. 4, 1997 (3 returns)
98	at New York Giants, Dec. 17, 1944 (8 returns)
#90	vs. New England, Jan. 26, 1997 (6 returns)

KICKOFF RETURNS

Most Kickoff Returns, Game

7	at Dallas Cowboys, Jan. 16, 1983 at Dallas Cowboys, Jan. 14, 1996 at San Francisco, Jan. 3, 1999 at St. Louis Rams, Jan. 20, 2002
6	at Dallas Cowboys, Jan. 1, 1967 at Dallas Cowboys, Jan. 16, 1994 at Dallas Cowboys, Jan. 8, 1995 vs. Denver, Jan. 25, 1998 vs. Seattle, Jan. 4, 2004 at Arizona, Jan. 10, 2010

Most Yards, Kickoff Returns, Game

194	at San Francisco, Jan. 3, 1999 (7 returns)
154	vs. New England, Jan. 26, 1997 (4 returns)
148	at Dallas Cowboys, Jan. 16, 1983 (7 returns) at Dallas Cowboys, Jan. 14, 1996 (7 returns)

PENALTIES

Most Penalties, Game

11	at Dallas Cowboys, Jan. 14, 1996
10	vs. Dallas Cowboys, Jan. 11, 2015
9	at San Francisco, Jan. 11, 1998 vs. Denver, Jan. 25, 1998

Fewest Penalties, Game

1	vs. Oakland, Jan. 14, 1968 vs. San Francisco, Jan. 4, 1997
2	at New York Giants, Dec. 11, 1938 vs. Cleveland Browns, Jan. 2, 1966 at Dallas Cowboys, Jan. 1, 1967 vs. Dallas Cowboys, Dec. 31, 1967 at Philadelphia, Jan. 9, 2011 vs. Minnesota, Jan. 5, 2013 vs. New York Giants, Jan. 8, 2017

DEFENSIVE RECORDS

TOTAL YARDS ALLOWED

Fewest Net Yards Allowed, Game

116	vs. Boston Redskins at New York, Dec. 13, 1936
130	vs. New York Giants, Dec. 31, 1961
161	vs. Cleveland Browns, Jan. 2, 1966

Most Net Yards Allowed, Game

579	at San Francisco, Jan. 12, 2013
531	at Arizona, Jan. 10, 2010
493	at Atlanta, Jan. 22, 2017

* NFL record

Super Bowl record ## Shares Super Bowl record

FIRST DOWNS

Fewest First Downs Allowed, Game

*6	vs. New York Giants, Dec. 31, 1961
6	vs. Bos. Redskins at New York, Dec. 13, 1936 vs. Cleveland Browns, Jan. 2, 1966
9	vs. New York Giants, Dec. 10, 1939 vs. Baltimore Colts, Dec. 26, 1965 vs. Detroit, Dec. 31, 1994

Most First Downs Allowed, Game

30	at Arizona, Jan. 10, 2010 at Atlanta, Jan. 22, 2017
29	at San Francisco, Jan. 12, 2013
28	vs. St. Louis Cardinals, Jan. 8, 1983

RUSHING

Fewest Yards Allowed, Rushing, Game

* -4	vs. Detroit, Dec. 31, 1994 (15 att.)
21	vs. Atlanta, Dec. 31, 1995 (10 att.)
28	vs. Seattle, Jan. 12, 2008 (18 att.)
31	vs. New York Giants, Dec. 31, 1961 (14 att.)

Most Yards Allowed, Rushing, Game

323	at San Francisco, Jan. 12, 2013 (43 att.)
285	at San Francisco, Jan. 19, 2020 (42 att.)
277	at Chicago Bears, Dec. 14, 1941 (48 att.)

PASSING

Fewest Opponent Passes Attempted, Game

8	at San Francisco, Jan. 19, 2020
12	at Chicago Bears, Dec. 14, 1941 vs. Baltimore Colts, Dec. 26, 1965

Most Opponent Passes Attempted, Game

65	at San Francisco, Jan. 6, 1996 (32 comp.)
54	vs. Atlanta, Dec. 31, 1995 (30 comp.)
51	vs. St. Louis Cardinals, Jan. 8, 1983 (32 comp.)

Fewest Opponent Passes Completed, Game

5	at Chicago Bears, Dec. 14, 1941 vs. Baltimore Colts, Dec. 26, 1965
6	at San Francisco, Jan. 19, 2020
7	vs. Boston Redskins at New York, Dec. 13, 1936 at Washington, Dec. 24, 1972

Most Opponent Passes Completed, Game

32	vs. St. Louis Cardinals, Jan. 8, 1983 (51 att.) at San Francisco, Jan. 6, 1996 (65 att.) vs. Atlanta, Dec. 31, 1995 (54 att.)
29	at Arizona, Jan. 10, 2010 (33 att.) at Washington, Jan. 10, 2016 (46 att.)

Fewest Opponent Net Yards, Passing, Game

32	vs. Baltimore Colts, Dec. 26, 1965
48	at Chicago Bears, Dec. 14, 1941
69	at San Francisco, Jan. 19, 2020

Most Opponent Net Yards, Passing, Game

392	at Atlanta, Jan. 22, 2017
375	at Arizona, Jan. 10, 2010
347	vs. St. Louis Cardinals, Jan. 8, 1983

Most Opponent Touchdown Passes, Game

5	at Arizona, Jan. 10, 2010
4	vs. Minnesota, Jan. 9, 2005 at Atlanta, Jan. 22, 2017
3	at Dallas Cowboys, Jan. 16, 1994 at San Francisco, Jan. 3, 1999 vs. New York Giants, Jan. 15, 2012 at Arizona, Jan. 16, 2016 at Dallas Cowboys, Jan. 15, 2017 vs. Tampa Bay, Jan. 16, 2021

BEST POSTSEASON RECORDS, VS. ONE TEAM (MINIMUM FOUR GAMES)

Team	Opponent	W	L	Pct	Last Meeting
Pit.	Bal/Ind.	5	0	1.000	2005 AFC Divisional
Oak.	Hou/O/TenT	4	0	1.000	2002 AFC Championship
Pit.	Min.	4	0	1.000	2017 NFC Championship
SF	Min.	5	1	.833	2019 NFC Divisional
Den.	NE	4	1	.800	2015 AFC Championship
Ind.	KC	4	1	.800	2018 AFC Divisional
Min.	NO	4	1	.800	2019 NFC Wild Card
NE	Ind.	4	1	.800	2014 AFC Championship
NE	Jax.	4	1	.800	2017 AFC Championship
NE	Pit.	4	1	.800	2016 AFC Championship
DalC	Pit.	3	1	.750	2009 NFC Wild Card
Det.	CleB	3	1	.750	1957 NFL Championship

Team	Opponent	W	L	Pct	Last Meeting
GB	SD	3	1	.750	2019 NFC Divisional
Hou/O/TenT	SD	3	1	.750	2007 AFC Wild Card
KC	TenT/HouO	3	1	.750	2019 AFC Championship
Oak.	Mia.	3	1	.750	2000 AFC Divisional
NE	Pit.	3	1	.750	2004 AFC Championship
NE	SD/LAC	3	1	.750	2018 AFC Divisional
NO	Phi.	3	1	.750	2018 NFC Divisional
Phi.	Atl.	3	1	.750	2017 NFC Divisional
Phi	ChiB	3	1	.750	2018 NFC Wild Card
Pit.	BalR	3	1	.750	2014 AFC Wild Card
Pit.	Hou/O/TenT	3	1	.750	2002 AFC Divisional
SF	Was.	3	1	.750	1992 NFC Divisional

TEAM PLAYOFF RECORDS

COMMUNITY

ADMIN. & COACHES

VETERANS

DRAFT & FREE AGENTS

2020 REVIEW

PLAYOFF RECORDS

LAMBREAU FIELD

MISC.

Most Opponent Passes Intercepted

6	vs. New York Giants, Dec. 10, 1939
4	at New York Giants, Dec. 17, 1944
4	vs. New York Giants, Dec. 31, 1961
4	vs. New England, Jan. 26, 1997
4	at Seattle, Jan. 18, 2015
3	vs. San Francisco, Jan. 4, 1997
	at Chicago Bears, Jan. 23, 2011
	vs. Tampa Bay, Jan. 24, 2021

SCORING**Most Points Allowed, Game**

51	at Arizona, Jan. 10, 2010 (51-45)
45	at St. Louis Rams, Jan. 20, 2002 (45-17)
	at San Francisco, Jan. 12, 2013 (45-31)
44	at Atlanta, Jan. 22, 2017 (44-21)

Fewest Points Allowed, Game

**0	vs. New York Giants, Dec. 10, 1939
	vs. New York Giants, Dec. 31, 1961
6	vs. Boston Redskins at New York, Dec. 13, 1936
7	at New York Giants, Dec. 17, 1944
	at New York Giants, Dec. 30, 1962
	vs. Los Angeles Rams, Dec. 23, 1967
	vs. Tampa Bay, Jan. 4, 1998

Opponent Largest Margin of Victory

28	at St. Louis Rams, Jan. 20, 2002 (45-17)
26	at Dallas Cowboys, Jan. 8, 1995 (35-9)
23	at Atlanta, Jan. 22, 2017 (44-21)

Most Opponent Touchdowns Scored, Game

7	at Arizona, Jan. 10, 2010
6	at St. Louis Rams, Jan. 20, 2002
	at San Francisco, Jan. 12, 2013
	at Atlanta, Jan. 22, 2017
5	at Dallas Cowboys, Jan. 8, 1995
	at Dallas Cowboys, Jan. 14, 1996
4	8 times (last: vs. Tampa Bay, Jan. 24, 2021)

Most Opponent Field Goals Scored, Game

3	at Washington, Dec. 24, 1972
	at Dallas Cowboys, Jan. 16, 1983
	at San Francisco, Jan. 3, 1999
	vs. New York Giants, Jan. 20, 2008
	vs. New York Giants, Jan. 15, 2012
	vs. San Francisco, Jan. 5, 2014
	at Dallas Cowboys, Jan. 15, 2017
	at San Francisco, Jan. 19, 2020
2	12 times (last: vs. New York Giants, Jan. 8, 2017)

Most Opponent (One-Point) Points After TD, Game

6	at St. Louis Rams, Jan. 20, 2002
	at Arizona, Jan. 10, 2010
	at San Francisco, Jan. 12, 2013
5	at Dallas Cowboys, Jan. 8, 1995
	at Dallas Cowboys, Jan. 14, 1996
	at Atlanta, Jan. 22, 2017
4	at Dallas Cowboys, Jan. 16, 1983
	vs. Denver, Jan. 25, 1998
	vs. Minnesota, Jan. 9, 2005
	vs. New York Giants, Jan. 15, 2012
	at San Francisco, Jan. 19, 2020
	vs. Tampa Bay, Jan. 24, 2021

Most Safeties, Game

1	vs. Detroit, Dec. 31, 1994
---	----------------------------

PUNTING**Most Opponent Punts, Game**

10	vs. Boston Redskins at New York, Dec. 13, 1936
	at New York Giants, Dec. 17, 1944
	at Chicago Bears, Jan. 23, 2011
9	at New York Giants, Dec. 11, 1938
	vs. Baltimore Colts, Dec. 26, 1965
	vs. Dallas Cowboys, Dec. 31, 1967
	vs. Detroit, Dec. 31, 1994
	vs. New England, Jan. 26, 1997
	vs. New York Giants, Jan. 8, 2017
7	at New York Giants, Dec. 30, 1962
	vs. Kansas City, Jan. 15, 1967
	at Philadelphia, Jan. 11, 2004

Fewest Opponent Punts, Game

**0	vs. St. Louis Cardinals, Jan. 8, 1983
1	at Arizona, Jan. 10, 2010
2	vs. New York Giants, Jan. 15, 2012
	vs. Dallas Cowboys, Jan. 11, 2015
	at Dallas Cowboys, Jan. 15, 2017
	at Atlanta, Jan. 22, 2017
	at San Francisco, Jan. 19, 2020
	vs. Tampa Bay, Jan. 24, 2021
3	at Detroit, Jan. 8, 1994
	at Dallas Cowboys, Jan. 16, 1994
	at San Francisco, Jan. 3, 1999
	vs. Pittsburgh, Feb. 6, 2011
	at San Francisco, Jan. 12, 2013
	vs. San Francisco, Jan. 5, 2014
	at Arizona, Jan. 16, 2016
	vs. Seattle, Jan. 12, 2020

Opponent Highest Gross Average, Game (Min. 4 Punts)

50.6	at Washington, Jan. 10, 2016
49.6	vs. Minnesota, Jan. 5, 2013
46.5	at Washington, Dec. 24, 1972

PUNT RETURNS**Most Opponent Punt Returns, Game**

5	vs. Baltimore Colts, Dec. 26, 1965
	vs. Boston Redskins at New York, Dec. 13, 1936
4	vs. New England, Jan. 26, 1997
	at Philadelphia, Jan. 11, 2004
	vs. New York Giants, Jan. 20, 2008
	at Chicago Bears, Jan. 23, 2011
	vs. Pittsburgh, Feb. 6, 2011

Most Yards, Opponent Punt Returns, Game

87	at Chicago Bears, Dec. 14, 1941 (3 returns)
58	vs. Boston Redskins at New York, Dec. 13, 1936 (5 returns)
38	at Philadelphia, Jan. 9, 2011 (4 returns)

KICKOFF RETURNS**Most Opponent Kickoff Returns, Game**

8	at Atlanta, Jan. 15, 2011 (232 yds.)
7	vs. Oakland, Jan. 14, 1968 (127 yds.)
	vs. St. Louis Cardinals, Jan. 8, 1983 (178 yds.)
	vs. Carolina, Jan. 12, 1997 (86 yds.)
	vs. Seattle, Jan. 4, 2004 (98 yds.)
	vs. Seattle, Jan. 12, 2008 (105 yds.)
6	Nine times (last: vs. Pittsburgh, Feb. 6, 2011)

Most Yards, Opponent Kickoff Returns, Game

232	at Atlanta, Jan. 15, 2011 (8 returns)
186	vs. Detroit, Dec. 31, 1994 (5 returns)
178	vs. St. Louis Cardinals, Jan. 8, 1983 (7 returns)

SACKS**Most Sacks, Game (Since 1963)**

8	at Philadelphia, Jan. 11, 2004
6	vs. Kansas City, Jan. 15, 1967
	at Washington, Jan. 10, 2016
5	vs. Los Angeles Rams, Dec. 23, 1967
	vs. St. Louis Cardinals, Jan. 8, 1983
	vs. New England Patriots, Jan. 26, 1997
	at Atlanta, Jan. 15, 2011
	at Seattle, Jan. 18, 2015
	vs. Seattle, Jan. 12, 2020

PENALTIES**Most Opponent Penalties, Game**

12	at Chicago Bears, Dec. 14, 1941
11	at New York Giants, Dec. 17, 1944
8	at San Francisco, Jan. 6, 1996
	at San Francisco, Jan. 12, 2013
	at Seattle, Jan. 18, 2015

Fewest Opponent Penalties, Game

**0	at Philadelphia, Dec. 26, 1960
2	at New York Giants, Dec. 11, 1938
	vs. New England, Jan. 26, 1997
	vs. Seattle, Jan. 4, 2004
	vs. San Francisco, Jan. 5, 2014
	at San Francisco, Jan. 19, 2020
	vs. Tampa Bay, Jan. 24, 2021
3	12 times (last: vs. Los Angeles Rams, Jan. 16, 2021)

** Shares NFL record

PACKERS IN THE PRO FOOTBALL HALL OF FAME

The Green Bay Packers have 27 individuals in the Pro Football Hall of Fame in Canton, Ohio, including Class of 2021 inductee Charles Woodson. The Packers' total is second only to that of the Chicago Bears, who have 30 shrines. The Pittsburgh Steelers (26) and Washington Football Team (22) are next, followed by the New York Giants (21).

Four of the Packers' inductees were charter members of the Hall in 1963.

In addition, five other players who played briefly for Green Bay – defensive end Len Ford, linebacker Ted Hendricks, guard/coach Walt Kiesling, kicker Jan Stenerud and safety Emlen Tunnell – have their busts displayed in the Hall of Fame. Biographies of the Packers' 27 HOF inductees follow:



1963 — EARL L. "CURLY" LAMBEAU

Founder, Coach (1919-49)

Co-founded the Packers in 1919 and served as the team's head coach through the 1949 season. Won six NFL championships, tying him with George Halas and Bill Belichick for the most ever. He also was the first NFL head coach to make the forward pass an integral part of his team's offense. One of only seven coaches in NFL history to win more than 200 regular-season games (Don Shula, Halas, Tom Landry, Marty Schottenheimer, Belichick, Andy Reid). In addition to his 29 NFL seasons as Packers head coach, he also coached the Chicago Cardinals (1950-51) and Washington Redskins (1952-53). His overall regular-season record was 226-132-22 (.631). Also played halfback for the Packers from 1919 through 1929 in a Notre Dame Box offense and was one of the NFL's most prolific passers in the pre-stats era of the 1920s. Named to the NFL All-Decade Team for the 1920s. Given name was Earl Louis Lambeau. Born April 9, 1898, in Green Bay. Died June 1, 1965, at age 67. Lambeau Field named in his honor on Sept. 11, 1965.

1963 — ROBERT "CAL" HUBBARD

Tackle (1929-33, 1935)

Purchased from the New York Giants prior to the 1929 season, he played an integral role in the Packers winning a record three straight NFL championships from 1929-31. Stood 6 feet, 2 inches tall, weighed 253 pounds and was considered a behemoth in his day. Played both offense and defense in pro football's Iron Man Era and stood out on both sides of the ball. Was an official NFL All-Pro choice in each of the first three years (1931, '32, '33) such selections were made. Selected to the NFL's 50th Anniversary Team in 1969 and 75th Anniversary All-Time Team in 1994. Played for the Giants (1927-28, 1936) and Pittsburgh Pirates (1936). Only inductee in both the pro football and baseball halls of fame. Elected to baseball's hall in 1976 as an umpire. Given name was Robert Calvin Hubbard. Born Oct. 31, 1900, in Keytesville, Mo. Died Oct. 17, 1977, at age 76.



1963 — DON HUTSON

End (1935-45)

Although he played in Curly Lambeau's Notre Dame Box offensive system and mostly lined up tight to the tackle, he had no peers in his day as a receiver. Held 19 NFL records when he retired. Led the NFL in pass receptions eight times and led it in scoring five times. Winner of the Joe F. Carr Trophy, the NFL's official MVP award, in 1941 and '42. Named to the Official NFL All-Pro team in 1936 and from 1938-42. Named on the first six *Associated Press* All-Pro teams from 1940-45. Chosen to the NFL's 75th Anniversary All-Time Team and All-Time Team in 1994 and was the split end on the 50th Anniversary Team in 1969. Also intercepted 30 passes as a defensive back the last six years of his career and shared placekicking duties from 1940-45. Once scored a league-record 29 points in a quarter. Named to three Pro Bowls. Born Jan. 31, 1913, in Pine Bluff, Ark. Died June 26, 1997, at age 84.



1963 — JOHNNY "BLOOD" McNALLY

Halfback (1929-33, 1935-36)

Born John Victor McNally, he adopted the name Johnny Blood and used it exclusively throughout his pro football career. An elusive runner and receiver, he was one of NFL's first big-play threats. Caught 10 TD passes in 1931 before the league kept stats, but it remained an unofficial record for 12 years. Played on four NFL championship teams with the Packers (1929-31, 1936). Named to the NFL's All-Decade Team for the 1930s. Also played for the Milwaukee Badgers (1925), Duluth Eskimos (1926-27), Pottsville Maroons (1928) and Pittsburgh Pirates (1934, 1937-38). One of the most colorful players in NFL history, he was nicknamed "The Vagabond Halfback." Born Nov. 27, 1903, in New Richmond, Wis. Died Nov. 28, 1985, at age 82.



1964 — CLARKE HINKLE

Fullback (1932-41)

A tough, bruising, powerful runner and a comparatively hard-hitting linebacker in the NFL's Iron Man Era, when players played both offense and defense. His battles with Bronko Nagurski of the rival Chicago Bears were legendary. He and Nagurski were the NFL's All-Decade fullbacks for the 1930s. Retired as the NFL's all-time leading rusher with 3,860 yards. A member of the NFL's official All-Pro team four times (1936-38, 1941). Named to the NFL's 75th Anniversary All-Time Team in 1994 as a fullback, linebacker and kicker. Played on NFL championship teams in 1936 and '39. Born April 10, 1909, in Toronto, Ohio. Died Nov. 9, 1988, at age 79.



PRIMARY HALL OF FAMERS, BY FRANCHISE

Chicago Bears/Staleys.....	30	San Francisco 49ers.....	16
Green Bay Packers.....	27	Indianapolis/Baltimore Colts.....	15
Pittsburgh Steelers/Pirates.....	26	Minnesota Vikings.....	15
Washington/Boston Redskins/Boston Braves.....	22	Arizona/Phoenix/St. Louis/Chicago Cardinals.....	14
New York Giants.....	21	Kansas City Chiefs/Dallas Texans.....	13
Dallas Cowboys.....	20	Miami Dolphins.....	11
Las Vegas/Oakland/Los Angeles Raiders.....	19	Philadelphia Eagles.....	11
Los Angeles/St. Louis/Cleveland Rams.....	19	Buffalo Bills.....	10
Cleveland Browns.....	17	Los Angeles/San Diego Chargers.....	10
Detroit Lions/Portsmouth Spartans.....	17	Tennessee Titans/Houston Oilers.....	9

**1964 — MIKE MICHALSKE***Guard (1929-35, 1937)*

Rugged, raw-boned and durable. Not only a two-way player, but also one who typically played all 60 minutes of a game. On the small side, even in his day, at 6 feet tall and 210 pounds, Michalske was quick and explosive on offense and one of the first to develop blitzing and stunting tactics on defense, where he formed a formidable duo with tackle Cal Hubbard. Signed with the Packers as a free agent when the New York Yankees folded before the 1929 season. Michalske played with the Yankees in 1926 in the short-lived American Football League and for two years (1927-28) in the NFL prior to Green Bay. Named to the NFL's All-Decade Team for the 1920s. Standout lineman on three NFL championship teams from 1929-31. Given first name was August, but nicknamed "Iron Mike," which, in turn, was shortened to Mike. Born April 24, 1903, in Cleveland. Died Oct. 26, 1983, at age 80.

1966 — ARNIE HERBER*Quarterback (1930-40)*

Pinpoint deep passer and pioneer of the long bomb in the NFL. In 1936, became first passer in league history to throw for more than 1,000 yards in a season. Led the NFL in passing in 1932, '34 and '36. Member of the Packers' 1930-31 title teams, but teamed with Don Hutson to star on the 1936 and '39 champs. Played only halfback in Packers' Notre Dame Box system, but was inducted into the Hall of Fame and chosen as a quarterback on the NFL's All-Decade Team for the 1930s. Played for the New York Giants (1944-45) and faced the Packers in the '44 NFL Championship Game. A Green Bay native and football and basketball star at Green Bay West High School. Born April 2, 1910, in Green Bay. Died Oct. 14, 1969, at age 59.

**1971 — VINCE LOMBARDI***Coach (1959-67)*

Won five NFL championships over a seven-year span from 1961-67 and is the only coach in league history to win three straight titles under a playoff format. Winning coach in Super Bowls I and II; the game's trophy was named after him following his death in 1970. One of the most iconic figures in coaching history, regardless of sport. Ranks first in all-time winning percentage among NFL coaches with 100 career victories or more. Overall record was 105-35-6, a glittering .750 winning percentage, including his one season in Washington (1969). Regular-season record was 96-34-6. Postseason record, headed by Green Bay, was 9-1. Served as Packers general manager in 1968, but was inducted as a head coach. Hired by Packers after serving as assistant coach with the New York Giants (1954-58). Born June 11, 1913, in Brooklyn, N.Y. Died Sept. 3, 1970, at age 57.

**1974 — TONY CANADEO***Halfback (1941-44, 1946-52)*

Became only the third 1,000-yard rusher in pro football history when he gained 1,052 yards in 1949. Finished his career with 4,197 yards on 1,025 attempts, a 4.1-yard average. A durable, all-purpose halfback, he was a hard runner, an accomplished blocker, a capable passer and a good receiver. Also played defense early in his career. Spent the 1945 season in the service during World War II. Played college football at Gonzaga, where he acquired the nickname "Grey Ghost." Born May 5, 1919, in Chicago. Died Nov. 29, 2003, at age 84.

**1976 — JIM TAYLOR***Fullback (1958-66)*

Hard-edged, hard-nosed runner who typically dished out more punishment than he took. Rushed for more than 1,000 yards in five straight seasons from 1960-64. Spent his final season in 1967 with the New Orleans Saints. When he retired from the NFL, he ranked second to the great Jim Brown in all-time rushing yards with 8,597. Won the league rushing title in 1962 with 1,474 yards and averaged 5.4 per carry. Had 26 career 100-yard rushing games, all in a Packers uniform. Chosen by *The Associated Press* as the NFL's MVP in 1962. Selected MVP of the 1965 NFL Championship Game. Chosen as one of two fullbacks, along with Brown, on the NFL's 1960s All-Decade Team. Selected to five Pro Bowls. Born Sept. 20, 1935, in Baton Rouge, La. Died Oct. 13, 2018, at age 83.

**1977 — FORREST GREGG***Tackle (1956, 1958-70)*

A pro's pro, he was the most decorated of Vince Lombardi's offensive linemen. An anchor at right tackle, he filled in at guard in the Packers' 1961 championship run. Selected to nine Pro Bowls and was named All-Pro by *The Associated Press* seven times. Voted to NFL's 75th Anniversary All-Time Team in 1994. Also named to the NFL's 1960s All-Decade Team. Held the Packers' record for durability with 187 consecutive games played until he was surpassed by Brett Favre in 2003. Starter on five NFL championship teams. Spent 1957 in military service. According to author George Flynn, Lombardi once called Gregg the finest player he ever coached. Finished his career with the Dallas Cowboys in 1971, where he won a sixth NFL title and third Super Bowl. Born Oct. 18, 1933, in Birthright, Texas. Died April 12, 2019, at age 85.

**OTHERS IN PRO HALL OF FAME WHO PLAYED FOR GREEN BAY**

Len Ford — 1976



Ted Hendricks — 1990



Walt Kiesling — 1966



Jan Stenerud — 1991



Emlen Tunnell — 1967



1977 — BART STARR

Quarterback (1956-71)

Drafted in the 17th round in 1956, the 200th overall selection, and wound up winning a then-record five NFL championships as a starting quarterback. Named NFL's MVP by *The Associated Press* in 1966. Led the Packers to victory in Super Bowls I and II and was named the game's MVP each time. One of three QBs picked on the NFL's 1960s All-Decade Team. Led the NFL in passing in 1962, 1964 and 1966. Passed for 24,718 yards with a 57.4 completion percentage. Named to the Pro Bowl four times. Held the Packers' career record for most games played (196) until he was surpassed by Brett Favre in 2004. Played college football at Alabama. Born Jan. 9, 1934, in Montgomery, Ala. Died May 26, 2019, at age 85.

1978 — RAY NITSCHKE

Linebacker (1958-72)

"Mean on Sunday" was the title of his 1973 autobiography and his trademark as a player. Looked ferocious peering at opposing quarterbacks from his middle linebacker position and played ferociously. Named MVP of the 1962 NFL Championship Game, a brutal defensive battle vs. the New York Giants won by the Packers, 16-7. Named the only linebacker on the NFL's 50th Anniversary Team in 1969 and one of four middle linebackers chosen on the NFL's 75th Anniversary All-Time Team in 1994. Named All-Pro by *The Associated Press* in 1964 and '66. Selected to the Pro Bowl in 1964. Had 25 career interceptions. Born Dec. 29, 1936, in Elmwood Park, Ill. Died March 8, 1998, at age 61.



1980 — HERB ADDERLEY

Cornerback (1961-69)

At 6 feet and 205 pounds, was not only the prototypical cornerback of his day, but of all time. Had it all: speed, size, toughness, awareness and big-play ability. Also played for the Dallas Cowboys from 1970-72. Intercepted 48 passes, including 39 with the Packers. Returned seven of those 39 picks for touchdowns. Named to NFL's 1960s All-Decade Team. Named All-Pro by *The Associated Press* five times and was a five-time Pro Bowl selection while with the Packers. Started on six NFL championship teams, including five in Green Bay, and played in four of the first six Super Bowls, including two with Dallas. Led the Packers in kickoff returns each season from 1960-64 and averaged 25.7 yards over his career. Born June 8, 1939, in Philadelphia. Died Oct. 30, 2020, at age 81.

1981 — WILLIE DAVIS

Defensive End (1960-69)

Excelled as a pass rusher before the NFL kept tabs on sacks or he'd likely be the Packers' all-time leader. Unofficially, it is estimated that he had more than 100 career sacks, maybe more than 120. Also a highly respected team leader who served as defensive captain of the Packers' 1966 and 1967 NFL championship teams – winners of Super Bowls I and II. In all, started on five NFL championship teams. Named to the NFL's 1960s All-Decade Team. Named All-Pro by *The Associated Press* five times and selected to five Pro Bowls. Holds the all-time Packers record for career fumble recoveries with 21. Started NFL career with Cleveland Browns (1958-59). Born July 24, 1934, in Lisbon, La. Died April 15, 2020, at age 85.



1981 — JIM RINGO

Center (1953-63)

Undersized at 6 feet, 2 inches tall and at most 232 pounds, but cat-quick at executing difficult cut blocks. Offensive captain of Vince Lombardi's first two NFL championship teams in 1961 and '62. Also played for Philadelphia (1964-67). Chosen for NFL's 1960s All-Decade Team. Named to two Pro Bowls before Lombardi arrived in Green Bay, five more under Lombardi and three with the Eagles. Named All-Pro by *The Associated Press* six times with the Packers. Highly durable performer, once held NFL record for most consecutive games played (183), including 126 with Green Bay. Born Nov. 21, 1931, in Orange, N.J. Died Nov. 19, 2007, at age 75.

1986 — PAUL HORNING

Halfback (1957-62, 1964-66)

Called by Vince Lombardi "the greatest player I've ever coached" during a 1967 speech. One of the most versatile players in pro football history, he won the NFL scoring title three consecutive years (1959-61). Set a league record by scoring 176 points in 1960 (12-game season). Record stood for 46 years until broken by LaDainian Tomlinson over 16 games in 2006. Named NFL's *Associated Press* MVP in 1961 and also MVP of the 1961 NFL Championship Game. Lombardi viewed him as his biggest playmaker and best clutch player. As the starting left halfback, he was the ball carrier in the heyday of Lombardi's signature power sweep. Named All-Pro at halfback by *The Associated Press* in 1960 and 1961. Named to the NFL's 1960s All-Decade Team. Doubled as the Packers' kicker from 1958-62 and again in '64. Scored 760 career points. Bonus choice – or the first player selected overall – in the 1957 NFL Draft. Played college football at Notre Dame, winning Heisman Trophy in 1956. Born Dec. 23, 1935, in Louisville, Ky. Died Nov. 13, 2020, at age 84.



1989 — WILLIE WOOD

Safety (1960-71)

Played college football at USC in the one-platoon era, doubling as a quarterback and defensive back, and virtually had to beg for an NFL tryout. Signed with the Packers as a rookie free agent and started at free safety on five NFL championship teams. Named All-Pro by *The Associated Press* five straight years from 1964-68. An eight-time Pro Bowl selection. Named to the NFL's 1960s All-Decade Team. One of two safeties chosen on the Super Bowl Silver Anniversary Team in 1990. Broke open a close contest in third quarter of Super Bowl I, intercepting a Len Dawson pass and returning it 50 yards to the Kansas City Chiefs' 5. Had 48 career interceptions. Led the NFL in interceptions in 1962 with nine. Also led the league in punt returns in 1961 with a 16.1-yard average. Born Dec. 23, 1936, in Washington, D.C. Died Feb. 3, 2020, at age 83.



1995 — HENRY JORDAN


Defensive Tackle (1959-69)

Raised havoc with his quickness, especially as a pass rusher, on Vince Lombardi's five NFL championship teams. Named All-Pro by *The Associated Press* five straight seasons (1960-64). Also selected to play in the Pro Bowl four times. Originally a fifth-round draft choice of the Cleveland Browns; came to Green Bay in 1959 trade. Played for the Browns (1957-58). Unofficially had 3½ sacks in the 1967 Western Conference Championship Game win over the Los Angeles Rams. Born Jan. 26, 1935, in Emporia, Va. Died Feb. 21, 1977, at age 42.

2003 — JAMES LOFTON

Wide Receiver (1978-86)

Big, fast, gifted receiver who could run any route and probably could have starred in any system. Excelled as a deep threat. First Packers player without direct ties to either Curly Lambeau or Vince Lombardi to be inducted in Canton. Caught 530 passes for 9,656 yards and averaged a sensational 18.2 yards per catch in his nine seasons with the Packers. Also played for the L.A. Raiders (1987-88), Buffalo (1989-92), the L.A. Rams (1993) and Philadelphia (1993). In 16 NFL seasons, posted 764 receptions for 14,004 yards and an 18.3-yard average. Yardage total was the NFL career record at the time. Chosen for seven Pro Bowls and named All-Pro by *The Associated Press* twice while playing for the Packers. Named to NFL's 1980s All-Decade Team. Recorded 50-plus receptions in a season nine times. First NFL player to score a touchdown in the 1970s, '80s and '90s. Born July 5, 1956, in Fort Ord, Calif.



2006 — REGGIE WHITE

Defensive End (1993-98)

Nicknamed "Minister of Defense" while playing at the University of Tennessee. Arguably became the most dominant defensive end in NFL history when considering production against both the run and the pass. At the time of retirement, his 198 sacks were an NFL record, as were his 12 seasons with 10-plus sacks. Only player to record 10-plus sacks in nine consecutive seasons. Played six of his 15 NFL seasons with Green Bay and registered 68½ sacks, No. 3 in the NFL over that span. Named Defensive Player of the Year by *The Associated Press* in 1998. Named to the Pro Bowl in all six of his Packers seasons and selected AP All-Pro twice. In the Packers' Super Bowl XXXI win over New England, set a Super Bowl record with three sacks. Began his pro career with the USFL's Memphis Showboats (1984-85) before entering the NFL. Also played for the Philadelphia Eagles (1985-92) and the Carolina Panthers (2000). During eight seasons with Philadelphia, posted more sacks (124) than games played (121). A landmark free agent when he signed with Green Bay in 1993. Was selected for the NFL's 75th Anniversary All-Time Team the next year. Also chosen to the NFL's All-Decade teams for the 1980s and '90s. Elected to 13 straight Pro Bowls. Born Dec. 19, 1961, in Chattanooga, Tenn. Died Dec. 26, 2004, at age 43.

2013 — DAVE ROBINSON

Linebacker (1963-72)

At 6 feet, 3 inches tall and 245 pounds and with 4.6 speed in the 40, was the prototypical outside linebacker. Excelled at holding up the tight end at the line and nullified Hall of Famers John Mackey and Mike Ditka in the 14 games he faced them. Made three big plays that spelled the difference in three of the biggest games of Vince Lombardi's three-year title run. Plays included a game-changing 87-yard interception return in a do-or-die 1965 regular-season victory at the Baltimore Colts; a smothering pressure against Dallas quarterback Don Meredith that saved the Packers in the 1966 NFL Championship Game; and a critical blocked field goal in a 1967 playoff victory over the Los Angeles Rams. Named to the NFL's 1960s All-Decade Team. Named *Associated Press* All-Pro in 1967 and 1969. Three-time Pro Bowl selection. Registered 21 interceptions during his 10 seasons with Green Bay. His 12 interceptions from 1965-67 were the most in the league among linebackers. Also played for Washington (1973-74). Born May 3, 1941, in Mount Holly Township, N.J.



2015 — RON WOLF

Executive Vice President and General Manager (1992-2000)

Orchestrated one of the most remarkable rebuilding efforts in NFL history following a Packers drought of 24 years. Under his leadership from 1992-2000, the Packers were tied for the second-best regular-season record in the NFL (92-52, .639), while recording seven consecutive winning seasons (1992-98) and six straight playoff appearances (1993-98). Made three key transactions early in his time in Green Bay: hiring Mike Holmgren as head coach, trading for quarterback Brett Favre and signing defensive end Reggie White. The moves helped the Packers win three consecutive NFC Central Division championships (1995-97) and back-to-back NFC titles (1996-97). From 1992-2000, the Packers were 65-12 (.844) at Lambeau Field during the regular season and playoffs, the best home record in the NFL over that span. Began NFL career as a scout for the Oakland Raiders in 1963 and spent 23 seasons with the franchise over three separate tenures as the Raiders posted winning records in all but six of those years. In 1975, was hired by the expansion Tampa Bay Buccaneers as general manager. Born Dec. 30, 1938, in New Freedom, Pa.

2016 — BRETT FAVRE

Quarterback (1992-2007)

The ultimate iron man among NFL quarterbacks. All-time record-breaker. The savior, so to speak, of a franchise that had been mired in a nearly 25-year funk. Was all of the above during a career that might have been unmatched in Packers history. Started a remarkable 253 straight games before moving on to the N.Y. Jets (2008) and Minnesota Vikings (2009-10), where he extended his NFL record for quarterbacks to 298 games. When he retired, held the all-time league record for almost every major passing category, including attempts, completions, yards and touchdowns. Acquired in a trade after spending his rookie year with Atlanta (1991), joined the Packers at a time when they had made only two postseason appearances in 24 years. In 16 years as a starter, Green Bay made the playoffs 11 times, highlighted by a victory in Super Bowl XXXI. Born Oct. 10, 1969, in Gulfport, Miss.



PRO FOOTBALL HALL OF FAME, CANTON

COMMUNITY

ADMIN. & COACHES

VETERANS

DRAFT & FREE AGENTS

2020 REVIEW

PRO HALL OF FAME

LAMBEAU FIELD

MISC.



2018 — JERRY KRAMER

Guard (1958-68)

One of the pulling guards on maybe the most famous play in NFL history, Vince Lombardi's power sweep, also became one of the most decorated linemen in league annals. Was the only guard selected to the NFL's 50th Anniversary Team in 1969, one of two guards on the Super Bowl Silver Anniversary Team chosen in 1990 and a five-time All-Pro selection by *The Associated Press*. Was the starting right guard on Lombardi's five NFL championship teams in Green Bay and also the placekicker on the 1962 title team. In Lombardi's power sweep, was almost always the onside guard and led the left halfback around the right side. He also was the lead blocker on Bart Starr's game-winning quarterback sneak in the Ice Bowl. Born Jan. 23, 1936, in Jordan, Mont.

2020 — BOBBY DILLON

Safety (1952-59)

The epitome of a great player who played for mostly bad teams, still holds the Packers' career record for interceptions with 52. Didn't play for a winner until his final season, but was a four-time Pro Bowl selection and a four-time All-Pro choice by *The Associated Press*. Played right safety, usually the free safety on most plays, but especially in the days of five-man defensive fronts, his assignment was to cover the best receiver one-on-one. Led the Packers in interceptions in seven of his eight seasons and three times intercepted nine passes in what were then 12-game seasons. When Vince Lombardi took over as coach in 1959, he labeled him "the best in the league" among defensive backs and one of three "untouchables" on his roster. Lost his left eye when he was 10 years old as a result of an accident and played with a glass eye. Born Feb. 23, 1930, in Pendleton, Texas. Died Aug. 22, 2019, at age 89.



2021 — CHARLES WOODSON

Cornerback/Safety (2006-12)

Started building his Hall of Fame resume during his first eight seasons with the Oakland Raiders, but he sealed the deal with his play for the Packers over a seven-year stay. Was a rare talent. Won the Heisman Trophy as a junior in 1997, playing both cornerback and wide receiver for the University of Michigan. Although selected predominantly for his play on defense, was the first Heisman winner to have played on both sides of the ball since college football adopted a two-platoon system in the early 1960s. The following spring, was the fourth overall pick in the NFL draft. In Green Bay, was given the opportunity to showcase his talent in a number of roles from cover corner to nickel back to safety. A defensive playmaker, was named the NFL's Defensive Player of the Year in 2009 and made the Pro Bowl for the third straight year when the Packers won Super Bowl XLV a year later. In all, intercepted 38 passes, scored a franchise-record 10 defensive touchdowns and was named to four Pro Bowls with the Packers. Spent 11 of his 18 NFL seasons with the Raiders. Born Oct. 7, 1976, in Fremont, Ohio.

PACKERS HALL OF FAME, GREEN BAY

The Packers Hall of Fame, located in the Lambeau Field Atrium, owns a unique place in sports history. When it opened on July 1, 1967, in temporary quarters in the Brown County Veterans Memorial Arena, it was the first hall of fame devoted to one team.

William Brault, who was head of Green Bay's visitor bureau at the time, was the driving force behind its creation and its tremendous growth over its first 25 years. Nine years after the hall opened, it moved into a permanent home next to the arena. Then-President Gerald R. Ford dedicated the new building on April 3, 1976.

On Sept. 4, 2003, Bart Starr and Ron Wolf rededicated the Packers Hall of Fame when it moved into the Lambeau Field Atrium. The Hall was renovated again and reopened on the main floor of the Atrium on Aug. 21, 2015. For nearly two years in between, it was set up in temporary quarters in the Neville Public Museum. The latest version of the Hall covers 15,000 square feet over two floors.

To date, 162 individuals – players, coaches and contributors – have been enshrined. Al Harris and Charles Woodson were scheduled to be inducted in 2020, but due to the COVID-19 pandemic, their induction is postponed until September 2021. The first induction banquet was held in 1970.

The Hall of Fame originally opened in the Brown County Arena's concourse, and the plan was to stay open for roughly two months during training camp. But those best-laid plans went awry when right from the start Packers fans shattered projected attendance totals.

The **Green Bay Packers Hall of Fame, Inc.** is a corporation separate from the football team, organized and operated for purposes permitted for tax-exempt status under 501 (c)(3) of the Internal Revenue Code of 1986. All revenue is dedicated and invested only for such purposes. Donation of memorabilia is tax-deductible.

PACKERS HALL OF FAME

INDUCTED FALL 1970

Bernard "Boob" Darling, C, 1927-31
Earl "Curly" Lambau, Co-Founder/B/
Head Coach, 1919-49
Lavvie Dilweg, E, 1927-34
Verne Lewellen, B-P, 1924-32
Francis "Jug" Earp, C, 1922-32
John "Blood" McNally, B, 1929-33, 1935-36
Robert "Cal" Hubbard, T, 1929-33, 1935
August "Mike" Michalske, G, 1929-35, 1937

1971

(No inductions)

INDUCTED JANUARY 1972

Hank Bruder, B, 1931-39
Don Hutson, E, 1935-45
Milt Gantenbein, E, 1931-40
Cecil Isbell, B, 1938-42
Charles "Buckets" Goldenberg, B/G, 1933-45
Joe Laws, B, 1934-45
Arnie Herber, B, 1930-40
Russ Letlow, G, 1936-42, 1946
Clarke Hinkle, B, 1932-41
George Svendsen, C, 1935-37, 1940-41

INDUCTED JANUARY 1973

Charley Brock, C, 1939-47
Bob Monnett, B, 1933-38
Tony Canadeo, B, 1941-44, 1946-52
Buford "Baby" Ray, T, 1938-48
Larry Craig, B-DE, 1939-49
Andy Uram, B, 1938-43
Bob Forte, B, 1946-53
Dick Wildung, T, 1946-51, 1953
Ted Fritsch, B, 1942-50
Howard "Whitey" Woodin, G, 1922-31

INDUCTED JANUARY 1974

Al Carmichael, HB-KR, 1953-58
Dave Hanter, DT, 1952-64
Fred Cone, FB-K, 1951-57
Billy Howton, E, 1952-58
Bobby Dillon, S, 1952-59
John Martinkovic, DE, 1951-56
Howie Ferguson, FB, 1953-58
Jim Ringo, C, 1953-63
Bill Forester, LB, 1953-63
Tobin Rote, QB, 1950-56

INDUCTED JANUARY 1975

Don Chandler, K-P, 1965-67
Ron Kramer, TE, 1957, 1959-64
Willie Davis, DE, 1960-69
Vince Lombardi, Head Coach/
General Manager, 1959-68
Paul Hornung, HB, 1957-62, 1964-66
Max McGee, E, 1954, 1957-67
Henry Jordan, DT, 1959-69
Jim Taylor, FB, 1958-66
Jerry Kramer, G, 1958-68
Fred "Fuzzy" Thurston, G, 1959-67

INDUCTED JANUARY 1976

Joseph "Red" Dunn, B, 1927-31
Bob Skoronski, T, 1956, 1959-68
Hank Gremminger, CB/S, 1956-65
Jesse Whittenton, CB, 1958-64
Gary Kafelac, E, 1954-62
Carl "Bud" Jorgensen, Property Manager/
Trainer, 1924-70

INDUCTED JANUARY 1977

Howard "Cub" Buck, T, 1920-25
Bart Starr, QB, 1956-71
Forrest Gregg, T, 1956, 1958-70
Charlie Mathys, B, 1922-26
Willie Wood, S, 1960-71
Andrew B. Turnbull, President/
Executive Committee, 1923-49

INDUCTED FEBRUARY 1978

Boyd Dowler, E, 1959-69
Paul "Tiny" Engebretsen, G, 1934-41
Lon Evans, G, 1933-37
Ray Nitschke, LB, 1958-72
George Calhoun, Co-Founder/Publicist/
Board of Directors, 1919-63

INDUCTED FEBRUARY 1979

Nate Barragar, C, 1931-32, 1934-35
Carroll Dale, WR, 1965-72
Elijah Pitts, HB, 1961-69, 1971
Pete Tinsley, G, 1938-45
Dominic Olejniczak, President/Executive
Committee, 1951-89

1980

(No inductions)

INDUCTED FEBRUARY 1981

Herb Adderley, CB, 1961-69
Ken Bowman, C, 1964-73
Chester "Swede" Johnston, B, 1931, 1934-38
Leland H. Joannes, President/Board of
Directors, 1923-80

INDUCTED FEBRUARY 1982

Lou Brock, B, 1940-45
Gale Gillingham, G, 1966-74, 1976
Dave Robinson, LB, 1963-72
Jack Vainisi, Scout, 1950-60

INDUCTED FEBRUARY 1983

Carl Mulleneaux, E, 1938-41, 1945-46
Donny Anderson, HB-P, 1966-71
Fred Carr, LB, 1968-77
Fred Leicht, Board of Directors, 1935-77

INDUCTED FEBRUARY 1984

John Brockington, FB, 1971-77
Dan Currie, LB, 1958-64
Ed Kenney, B, 1937-41
Frederick N. Trowbridge, Executive
Committee, 1950-81

INDUCTED FEBRUARY 1985

Phil Bengtson, Assistant Coach/
Head Coach, 1959-70
Bob Jeter, DB, 1963-70
Earl "Bud" Svendsen, C, 1937-1939

INDUCTED FEBRUARY 1986

Lee Roy Caffey, LB, 1964-69
Irv Comp, B, 1943-49
Wilmer Burke, Band Director, 1939-81

INDUCTED MARCH 1987

Chester Marcol, K, 1972-80
Deral Teteak, LB, 1952-56
Dr. Eugene Brusky, Team Physician, 1962-91

INDUCTED FEBRUARY 1988

Lionel Aldridge, DE, 1963-71
Bob Mann, E, 1950-54
Jerry Atkinson, Board of Directors, 1950-95

INDUCTED FEBRUARY 1989

Zeke Bratkowski, QB, 1963-68, 1971
Ron Kostelnik, DT, 1961-68

1990

(No inductions)

INDUCTED FEBRUARY 1991

Harry Jacunski, E, 1939-44
Jan Stenerud, K, 1980-83
Gerald F. Clifford, Executive Committee, 1930-50

INDUCTED FEBRUARY 1992

Lynn Dickey, QB, 1976-77, 1979-85
Larry McCarren, C, 1973-84
Al Schneider, Hall of Fame Board, 1970-83

INDUCTED MARCH 1993

Willie Buchanon, CB, 1972-78
Johnnie Gray, S, 1975-83
Art Daley, Sportswriter, 1941-43, 1946-2011

INDUCTED MARCH 1994

Paul Coffman, TE, 1978-85
Gerry Ellis, RB, 1980-86
Dr. W.W. Kelly, Board of Directors, 1923-49

INDUCTED MARCH 1995

William Braut, Hall of Fame Founder/
Board, 1966-94

INDUCTED MARCH 1996

John Anderson, LB, 1978-89
Lee Remmel, Sportswriter/Public Relations/
Historian, 1945-2007

INDUCTED MARCH 1997

John "Red" Cochran, Assistant Coach/
Scout, 1959-66, 1971-2004
Ezra Johnson, DE, 1977-87
Travis Williams, HB-KR, 1967-70

INDUCTED MARCH 1998

Ken Ellis, CB, 1970-75
Mark Murphy, S, 1980-85, 1987-91
Jude Robert J. Parins, President/Board
of Directors, 1966-94

INDUCTED MARCH 1999

James Lofton, WR, 1978-86
Tom Miller, Administrator, 1956-88

INDUCTED JULY 2000

Ron Wolf, General Manager, 1991-2001

INDUCTED JULY 2001

Johnny Holland, LB, 1987-93
Ray Scott, TV Announcer, 1956-63,
1965-67

INDUCTED JULY 2002

Sterling Sharpe, WR, 1988-94
Vernon Biever, Team Photographer, 1946-2007

INDUCTED JULY 2003

Mike Douglass, LB, 1978-85
Jim Irwin, Radio Announcer, 1969-98

INDUCTED JULY 2004

Robert E. Harlan, President/CEO/
Administrator, 1971-2008

INDUCTED JULY 2005

Edgar Bennett, RB, 1992-96
Don Majkowski, QB, 1987-92

INDUCTED JULY 2006

Reggie White, DE, 1993-98

INDUCTED JULY 2007

Robert Brooks, WR, 1992-98
LeRoy Butler, S, 1990-2001

INDUCTED JULY 2008

Gilbert Brown, DT, 1993-99, 2001-03
Frank Winters, C, 1992-2002
Al Tremi, Film & Video Director, 1967-2001

INDUCTED JULY 2009

Antonio Freeman, WR, 1995-2001, 2003
Dorsey Levens, RB, 1994-2001

INDUCTED JULY 2010

Mark Chmura, TE, 1982-99
Marv Fleming, TE, 1963-69
Greg Koch, T, 1977-85

INDUCTED JULY 2011

William Henderson, FB, 1995-2006
Marco Rivera, G, 1997-2004
Frank Jonet, Executive Committee, 1935-51

INDUCTED JULY 2012

Mike Holmgren, Head Coach, 1992-98

INDUCTED JULY 2013

Kabeer Gbaja-Biamila, DE, 2000-2008
Chris Jackie, K, 1989-1996

Emil R. Fischer, President/Executive
Committee, 1955-58

INDUCTED JULY 2014

Ahman Green, RB, 2000-2006, 2009
Ken Ruetggers, T, 1985-96

INDUCTED JULY 2015

Brett Favre, QB, 1992-2007

INDUCTED JULY 2016

Chad Clifton, T, 2000-11
Nick Collins, S, 2005-11
Russ Winnie, Radio Announcer, 1929-1946

INDUCTED JULY 2017

Donald Driver, WR, 1999-2012
Mark Lee, CB, 1980-90

INDUCTED JULY 2018

Ryan Longwell, K, 1997-2005
Mark Tauscher, T/G, 2000-10

INDUCTED MAY 2019

Ted Thompson, Executive Vice President,
General Manager, Director of Football
Operations, 2005-17

INDUCTED 2020

*ceremony in Sept. 2021 due to COVID-19
Bobby Dillon, S, 1952-59
Charles Woodson, CB/S, 2006-12

2021

(No inductions)

Note: Players are listed at positions that were part of the game's normal terminology when they played.

Prior to 1950, most players played both offense and defense. In the case of linemen, including ends, they usually played the same position on both sides of the ball. Backs were listed as quarterbacks, halfbacks and fullbacks, but were often interchangeable on offense, especially in Curly Lambeau's Notre Dame Box system. On defense, some backs would line up as linebackers and others in the backfield, depending on whether the scheme called for a seven-, six- or five-man line.

Since 1950, positions have been classified as offense or defense. But some positions have undergone name changes. Ends on offense were renamed wide receivers and tight ends over the course of the 1960s and halfbacks became running backs in the late 1960s. Also, there were periods where the names of certain positions differed on depth charts, in playbooks and on all-pro teams.

ALL-TIME ALL-PRO SELECTIONS

- 1922** — B Curly Lambeau (Halas)
1923 — B Curly Lambeau (Gaz)
1924 — B Curly Lambeau (Gaz)
 E Tillie Voss (**Gaz**)
1925 — G George Abramson (Gaz)
 B Verne Lewellen (Gaz)
 T Dick Stahlman (Gaz)
1926 — B Verne Lewellen (**Gaz**)
 B Cully Lidberg (Eye)
1927 — E Lavvie Dilweg (**Gaz, Smi**)
 B Verne Lewellen (**Gaz, Smi**)
1928 — T Roger Ashmore (Smi)
 E Lavvie Dilweg (**Gaz, Smi**)
 B Eddie Kotal (Gaz, Smi)
 B Verne Lewellen (**Gaz, Smi**)
1929 — B Johnny (Blood) McNally (Gaz)
 E Lavvie Dilweg (**Gaz, Eye, Smi**)
 C Jug Earp (Gaz)
 T Cal Hubbard (**Smi, Eye**)
 T Bill Kern (Gaz)
 B Verne Lewellen (**Gaz, Eye, Smi**)
 G Mike Michalske (**Gaz, Eye, Smi**)
1930 — B Johnny (Blood) McNally (Eye)
 E Lavvie Dilweg (**Gaz, Eye**)
 B Red Dunn (Gaz, Eye)
 T Bill Kern (Gaz)
 G Mike Michalske (**Gaz, Eye**)
 E Tom Nash (Gaz, Eye)
1931 — C Nate Barragar (**Eye, UP**)
 B Johnny (Blood) McNally (**NFL, UP, Eye**)
 E Lavvie Dilweg (**NFL, UP, Eye**)
 B Red Dunn (NFL, UP)
 T Cal Hubbard (**NFL, UP**)
 G Mike Michalske (**NFL, UP, Eye**)
 B Bo Molenda (NFL)
 E Tom Nash (**Eye**)
 T Dick Stahlman (**Eye, NFL**)
1932 — C Nate Barragar (**NFL, UP, Eye**)
 E Lavvie Dilweg (NFL, UP)
 B Arnie Herber (**NFL, UP, Eye**)
 B Clarke Hinkle (**Eye, NFL, UP**)
 T Cal Hubbard (**NFL, UP, Eye**)
 E Tom Nash (**UP, Eye**)
 G Joe Zeller (UP)
1933 — E Lavvie Dilweg (UP)
 B Clarke Hinkle (UP, CN, Gaz)
 T Cal Hubbard (**NFL, UP, CN, Gaz, Eye**)
1934 — C Nate Barragar (NFL)
 B Clarke Hinkle (UP, Gaz)
 G Mike Michalske (**Gaz, NFL, CN**)
1935 — C Nate Barragar (Gaz)
 G Lon Evans (NFL)
 B Arnie Herber (**Eye, NFL, Gaz**)
 B Clarke Hinkle (**UP**)
 E Don Hutson (NFL, UP)
 G Mike Michalske (**NFL, Gaz, CN, UP**)
 B George Sauer (**Gaz**)
 T Ade Schwammel (**UP**)
1936 — G Lon Evans (**NFL, UP, Eye, CN**)
 E Milt Gantenbein (**UP, CN, NFL, Eye**)
 B Arnie Herber (**CN, NFL, Eye**)
 FB Clarke Hinkle (**NFL, UP**)
 E Don Hutson (**NFL, Eye, UP, CN**)
 T Ade Schwammel (Eye)
 T Ernie Smith (**NFL, UP**)
1937 — G Lon Evans (**NFL, NY**)
 E Milt Gantenbein (NFL)
 FB Clarke Hinkle (**NFL, UP, INS, NY, Eye**)
 E Don Hutson (**INS, NY, Eye, NFL, UP**)
 G Russ Letlow (Eye)
 T Ernie Smith (NFL, INS, NY)
1938 — E Milt Gantenbein (NFL, UP)
 FB Clarke Hinkle (**NFL, UP, FW, INS, NY, Eye**)
 E Don Hutson (NFL, UP, FW, INS, NY)
 B Cecil Isbell (NFL, UP, FW, INS, NY)
 G Russ Letlow (NFL, FW, INS, Eye, UP, NY)
1939 — B Larry Craig (**HA**)
 G Buckets Goldenberg (**HA**)
 B Clarke Hinkle (UP)
 E Don Hutson (**NFL, UP, FW, INS, NY, Eye, HA**)
 B Cecil Isbell (INS)
 G Russ Letlow (NY, Eye, HA)
 T Baby Ray (**Eye, UP, HA**)
1940 — C Charley Brock (**Eye**)
 B Clarke Hinkle (**INS, NFL, HA**)
 E Don Hutson (**NFL, AP, UP, NY, Eye, HA, INS**)
 B Cecil Isbell (NFL, UP, Eye)
 G Russ Letlow (NY, Eye, HA)
 E Carl Mulleneaux (UP)
1941 — FB Clarke Hinkle (**NFL, AP, NY**)
 E Don Hutson (**NFL, AP, UP, NY, Eye, HA**)
 B Cecil Isbell (**NFL, AP, UP, NY, Eye, HA**)
 T Baby Ray (**UP, Eye, NY**)
 E Ray Riddick (NFL)
 C George Svendsen (NFL, UP, Eye)
 G Pete Tinsley (AP, NY, HA)
1942 — G Buckets Goldenberg (NFL, AP)
 E Don Hutson (**NFL, AP, INS, NY**)
 B Cecil Isbell (**NFL, NY, AP, INS**)
1943 — T Chet Adams (**HA, AP, NY**)
 C Charley Brock (AP, PFI, HA)
 B Tony Canadeo (**AP, NY, INS, UP, PFI, HA**)
 E Don Hutson (**AP, UP, NY, PFI, INS, HA**)
 T Baby Ray (**PFI, UP, INS, NY**)
1944 — C Charley Brock (UP)
 E Don Hutson (**AP, UP, INS, NY, PFI**)
 T Baby Ray (**PFI, UP, INS, NY**)
1945 — C Charley Brock (**AP, UP, INS, NY, PFI, HA**)
 B Ted Fritsch (**UP, HA, INS, NY**)
 E Don Hutson (**AP, UP, NY, PFI, INS, HA**)
1946 — C Charley Brock (**PFI, UP**)
 FB Ted Fritsch (**AP, HA, UP, NY, PFI**)
 E Nolan Luhn (PFI)
1947 — HB Tony Canadeo (UP)
 DE Larry Craig (**PFI, HA**)
 FB Walt Schlinkman (**HA, UP, PFI**)
 G Dick Wildung (**PFI, HA, UP**)
1948 — HB Tony Canadeo (UP, PFI)
 T Dick Wildung (NY)
1949 — HB Tony Canadeo (**INS, UP, AP, NY**)
 T Dick Wildung (NY, UP)
1950 — HB Billy Grimes (NY, AP)
 DT Ed Neal (NY)
 C-LB Clayton Tonnenmaker (**UP, NY, AP**)
1951 — C Jay Rhodemyre (NY)
1952 — E Billy Howton (NY, AP, UP)
1953 — DB Bobby Dillon (**NY**)
1954 — DB Bobby Dillon (**AP, NEA, NY**)
 DT Dave Hanner (NEA)
 DE John Martinkovic (NY)
 LB Clayton Tonnenmaker (NY, AP, UP)
 DB Val Joe Walker (AP)
 LB Roger Zatkoff (**UP, NEA, AP**)
1955 — DB Bobby Dillon (**AP, UP, NEA, TSN, NY**)
 RB Howie Ferguson (**NEA, TSN, AP, UP, NY**)
 E Billy Howton (NEA, NY)
 QB Robin Rote (**NEA, AP, NY**)
 LB Roger Zatkoff (**AP, TSN, NEA, NY**)
1956 — DB Bobby Dillon (**UP, NEA, NY, AP**)
 E Billy Howton (**AP, UP, NEA, NY**)
 QB Robin Rote (AP, UP, NEA, NY)
 LB Roger Zatkoff (NEA, NY)
1957 — DB Bobby Dillon (**AP, UP, NEA, NY**)
 E Billy Howton (**AP, UP, NEA, NY**)
 C Jim Ringo (**AP, NEA, UP**)
1958 — DB Bobby Dillon (**AP, UP, NEA, NY**)
 C Jim Ringo (NY, AP, UPI, NEA)
1959 — DB Bobby Dillon (NY)
 LB Bill Forester (NY)
 T Forrest Gregg (AP, UPI, NEA)
 RB Paul Hornung (AP, UPI)
 C Jim Ringo (**AP, UPI, NEA, NY**)
1960 — LB Bill Forester (**AP, UPI, NEA, NY**)
 T Forrest Gregg (AP, UPI, NEA, NY)
 RB Paul Hornung (**AP, UPI, NEA, NY**)
 G Jerry Kramer (AP, UPI, NY, NEA)
 C Jim Ringo (**AP, UPI, NEA, NY**)
 RB Jim Taylor (AP, UPI, NEA, NY)
 CB Jesse Whittenton (AP, UPI)
1961 — LB Dan Currie (**UPI, NEA**)
 LB Bill Forester (**AP, UPI, NY, NEA**)
 T Forrest Gregg (**UPI, NY**)
 RB Paul Hornung (AP, UPI, NY, NEA)
 DT Henry Jordan (**AP, UPI, NEA, NY**)
 G Jerry Kramer (NY)
 C Jim Ringo (**AP, UPI, NEA, NY**)
 QB Bart Starr (NEA, NY)
 RB Jim Taylor (NEA, UPI, NY)
 G Fuzzy Thurston (AP, UPI, NEA, NY)
 CB Jesse Whittenton (AP, UPI, NEA)

NFL ALL-PRO TEAM HISTORY

- AP**—Associated Press, 1940-present
CPF—College & Pro Football Newsweekly, 1987-present
CN—Chicago Daily News, 1933-36
Eye—Collyer's Eye Magazine, 1923-26; Collyer's Eye and The Baseball World Magazine, 1929-41
FD—Football Digest, 1980-2005
FN—Football News, All-NFC, 1985-2001
FW—Pro Football Writers of America, 1938-40, 1966-present (in conjunction with Pro Football Weekly from 1992-2012)
Gaz—Green Bay Press-Gazette, 1923-31, 1933-35
HA—Chicago Herald-American, 1939-41, 1943, 1945-48
Halas—George Halas, for several newspapers, 1922
HOF—Pro Football Hall of Fame, 1969
INS—International News Service, 1937-40, 1942-45, 1949
NEA—Newspaper Enterprise Association, 1954-92
NFL—Official NFL Recognition, 1931-42
NY—New York Daily News, 1937-61, 1963-69
PFI—Pro Football Illustrated, 1943-48
PFW—Pro Football Weekly, 1968-84, 1986-91 (FW selections, 1992-2012)
SI—Sports Illustrated, 1981-present
Smi—Wilfred Smith, for The Chicago Tribune, 1926-29
TSN—The Sporting News, 1948, 1954-81, 1983-present
UP—United Press, 1931-41, 1943-57
UPI—United Press International, 1958-96
USA—USA Today, 1990s-present

*—First-team recognition in bold

- 1962 — CB Herb Adderley (AP, UPI, NEA)
LB Dan Currie (AP, NEA, UPI)
DE Willie Davis (AP, UPI)
LB Bill Forester (AP, NEA, UPI)
T Forrest Gregg (AP, NEA, UPI)
DT Henry Jordan (AP, NEA, UPI)
G Jerry Kramer (AP, NEA, UPI)
TE Ron Kramer (AP, NEA, UPI)
LB Ray Nitschke (AP, NEA)
C Jim Ringo (AP, NEA, UPI)
QB Bart Starr (AP, NEA, UPI)
RB Jim Taylor (AP, NEA, UPI)
G Fuzzy Thurston (UPI, AP, NEA)
S Willie Wood (AP, UPI, NEA)
- 1963 — CB Herb Adderley (AP, UPI, NY)
LB Dan Currie (NEA, NY, AP)
DE Willie Davis (UPI, NEA, NY)
LB Bill Forester (UPI, NEA)
T Forrest Gregg (AP, NEA, UPI, NY)
DT Henry Jordan (AP, NEA, UPI, NY)
G Jerry Kramer (AP, NEA, UPI, NY)
TE Ron Kramer (AP, UPI, NEA, NY)
FB Tom Moore (AP)
LB Ray Nitschke (NY)
C Jim Ringo (AP, NEA, UPI, NY)
RB Jim Taylor (AP, UPI, NEA, NY)
G Fuzzy Thurston (UPI)
S Willie Wood (NEA, UPI)
- 1964 — CB Herb Adderley (AP, UPI, NEA, NY)
DE Willie Davis (AP, NEA, UPI, NY)
T Forrest Gregg (AP, NEA, UPI, NY)
DT Henry Jordan (AP, UPI, NY)
LB Ray Nitschke (AP, UPI, NY)
QB Bart Starr (AP)
RB Jim Taylor (UPI, NEA, NY)
G Fuzzy Thurston (NY)
S Willie Wood (AP, NEA, UPI, NY)
- 1965 — CB Herb Adderley (AP, NEA, UPI, NY)
DE Willie Davis (AP, NEA, UPI, NY)
T Forrest Gregg (AP, UPI, NY)
LB Ray Nitschke (UPI, AP, NY)
S Willie Wood (AP, NEA, UPI, NY)
- 1966 — CB Herb Adderley (AP, NEA, UPI, FW, NY)
LB Lee Roy Caffey (AP, UPI, NY)
DE Willie Davis (AP, NEA, UPI, FW, NY)
T Forrest Gregg (AP, NEA, UPI, FW, NY)
DT Henry Jordan (AP, UPI, NY)
G Jerry Kramer (AP, UPI, FW, NY)
LB Ray Nitschke (AP, NEA, UPI, FW, NY)
QB Bart Starr (AP, NEA, UPI, FW, NY)
FB Jim Taylor (UPI)
G Fuzzy Thurston (NY)
S Willie Wood (AP, NEA, UPI, FW, NY)
- 1967 — CB Herb Adderley (AP, NEA, NY)
DE Willie Davis (AP, NEA, UPI, NY)
T Forrest Gregg (AP, UPI, NY, NEA)
DB Bob Jeter (AP, NEA, UPI, NY)
DT Henry Jordan (NY)
G Jerry Kramer (AP, UPI, NY, NEA)
LB Ray Nitschke (AP, NY)
LB Dave Robinson (AP, NEA, UPI, NY)
S Willie Wood (AP, UPI, NY, NEA)
- 1968 — E Carroll Dale (NEA)
G Gale Gillingham (UPI, NEA)
CB Bob Jeter (NEA)
G Jerry Kramer (AP)
LB Dave Robinson (UPI, NEA, NY, FW)
S Willie Wood (UPI, NY, PFW, AP, NEA)
- 1969 — CB Herb Adderley (AP, PFW, HOF, FW, NY)
G Gale Gillingham (AP, NEA, HOF, UPI)
LB Ray Nitschke (FW, NEA)
LB Dave Robinson (AP, UPI, NEA, PFW, NY, HOF, FW)
S Willie Wood (NEA)

FIRST-TEAM ALL-NFC

- 1970 — G Gale Gillingham (AP, UPI, TSN, PFW)
S Willie Wood (TSN)
- 1971 — G Gale Gillingham (UPI, TSN, PFW)
RB John Brockington (AP, UPI, TSN, PFW)
- 1972 — RB John Brockington (AP, UPI, TSN)
CB Ken Ellis (AP, UPI)
K Chester Marcol (AP, TSN, PFW)
- 1973 — G Gale Gillingham (PFW)
RB John Brockington (AP, UPI, TSN, PFW)
CB Ken Ellis (AP, UPI, TSN, PFW)
- 1974 — G Gale Gillingham (AP, UPI, TSN)
LB Ted Hendricks (AP, UPI, TSN, PFW)
K Chester Marcol (UPI, TSN, PFW)
- 1975 — LB Fred Carr (TSN)
- 1978 — RB Terrell Middleton (TSN)
CB Willie Buchanon (AP, UPI, TSN, PFW)
- 1980 — WR James Lofton (UPI, PFW)
- 1981 — WR James Lofton (UPI, PFW)
C Larry McCarren (PFW)
- 1982 — WR James Lofton (UPI)
C Larry McCarren (UPI)
- 1983 — TE Paul Coffman (UPI, PFW)
- 1984 — TE Paul Coffman (UPI, PFW)
P Bucky Scribner (UPI)
- 1988 — LB Tim Harris (PFW)
- 1989 — WR Sterling Sharpe (UPI, PFW)
LB Tim Harris (UPI, PFW)
- 1992 — WR Sterling Sharpe (UPI, FW)
S Chuck Cecil (FW)
- 1993 — WR Sterling Sharpe (UPI, FW)
DE Reggie White (UPI, FW)
S LeRoy Butler (UPI, FW)
- 1994 — LB Bryce Paup (UPI, FW)
- 1995 — TE Mark Chmura (FW)
QB Brett Favre (UPI, FW)
DE Reggie White (UPI, FW)
- 1996 — DE Reggie White (FW)
S LeRoy Butler (FW)
PR Desmond Howard (FW)
- 1997 — S LeRoy Butler (FN)
QB Brett Favre (FN)
RB Dorsey Levens (FN)
DE Reggie White (FN)
- 1998 — S LeRoy Butler (FN)
WR Antonio Freeman (FN)
DE Reggie White (FN)
- 2000 — K Ryan Longwell (FN)
S Darren Sharper (FN, FW)
- 2001 — RB Ahman Green (FW, FN)
2002 — QB Brett Favre (FW)
S Darren Sharper (FW)
- 2003 — QB Brett Favre (FW)
RB Ahman Green (FW)
G Marco Rivera (FW)
- 2004 — G Marco Rivera (FW)
- 2006 — WR Donald Driver (FW)
DE Aaron Kampman (FW)
- 2007 — QB Brett Favre (FW)
DE Aaron Kampman (FW)
CB Al Harris (FW)
- 2008 — S Nick Collins (FW)
CB Charles Woodson (FW)
- 2009 — CB Charles Woodson (FW)
- 2010 — S Nick Collins (FW)
LB Clay Matthews (FW)
NT B.J. Raji (FW)
C Scott Wells (FW)
CB Tramon Williams (FW)
- 2011 — LB Clay Matthews (FW)
QB Aaron Rodgers (FW)
- 2012 — LB Clay Matthews (FW)
QB Aaron Rodgers (FW)
- 2013 — G Josh Sitton (FW)
- 2014 — QB Aaron Rodgers (FW)
G Josh Sitton (FW)
- 2015 — G Josh Sitton (FW)
- 2016 — S Ha Ha Clinton-Dix (FW)
G T.J. Lang (FW)
- 2018 — T David Bakhtiari (FW)
- 2019 — T David Bakhtiari (FW)
QB Aaron Rodgers (FW)
LB Za'Darius Smith (FW)
- 2020 — WR Davante Adams (FW)
CB Jaire Alexander (FW)
T David Bakhtiari (FW)
C Corey Linsley (FW)
QB Aaron Rodgers (FW)
LB Za'Darius Smith (FW)
- 1989 — LB Tim Harris (AP, FW, NEA, TSN, PFW, SI)
QB Don Majkowski (AP)
G Rich Moran (NEA)
WR Sterling Sharpe (AP, FW, NEA, TSN, PFW, SI)
- 1990 — C James Campen (USA)
WR Sterling Sharpe (NEA)
- 1992 — S Chuck Cecil (CPF)
TE Jackie Harris (NEA)
WR Sterling Sharpe (AP, FW, TSN, NEA, CPF, FD)
- 1993 — S LeRoy Butler (AP, FW, TSN, SI, FD)
K Chris Jacke (AP, CPF)
WR Sterling Sharpe (AP, FW, TSN, SI, CPF, FD)
DE Reggie White (TSN, AP, CPF, FD)
- 1994 — LB Bryce Paup (USA)
DE Reggie White (AP, SI)
- 1995 — WR Robert Brooks (USA)
TE Mark Chmura (CPF, FD)
QB Brett Favre (AP, FW, TSN, SI, USA, FD)
DE Reggie White (AP, FW, TSN, USA, CPF, FD)
- 1996 — S LeRoy Butler (AP, FW, TSN, SI, USA, FD)
QB Brett Favre (AP, FW, TSN, SI, USA, CPF, FD)
PR Desmond Howard (FW, TSN, USA, CPF, FD)
S Eugene Robinson (SI)
DE Reggie White (AP, CPF)

*—First-team recognition in bold

- 1997 — S LeRoy Butler
(AP, FW, TSN, SI, USA, CPF)
CB Doug Evans (FD)
QB Brett Favre
(AP, FW, TSN, USA, CPF, FD)
P Craig Hentrich (CPF)
ST Travis Jervey (FW)
DE Reggie White (AP)
LB Brian Williams (USA)
- 1998 — S LeRoy Butler
(AP, FW, TSN, USA)
WR Antonio Freeman
(AP, FW, SI, TSN, CPF, FD)
ST Travis Jervey (FD)
KR Roell Preston (FW, FD)
DE Reggie White
(AP, FW, TSN, CPF, FD)
- 1999 — C Frank Winters (USA)
- 2000 — S Darren Sharper
(AP, FW, TSN, USA, CPF, SI)
- 2001 — QB Brett Favre (AP)
RB Ahman Green (AP)
S Darren Sharper (SI)
- 2002 — QB Brett Favre (AP, SI)
S Darren Sharper (AP, TSN, FD)
- 2003 — RB Ahman Green (FD)
K Ryan Longwell (FD)
G Marco Rivera (AP, FD)
G Mike Wahle (SI)
- 2004 — FB William Henderson (AP, CPF)
K Ryan Longwell (FD)
- 2006 — DE Aaron Kampman (AP)
- 2007 — LB Nick Barnett (AP)
QB Brett Favre (AP)
CB Al Harris (AP)
DE Aaron Kampman (AP, SI)

- 2008 — S Nick Collins (AP)
CB Charles Woodson (AP)
- 2009 — S Nick Collins (AP)
CB Charles Woodson
(AP, FW, TSN, SI)
- 2010 — S Nick Collins (AP)
LB Clay Matthews (AP, FW,
TSN, SI)
CB Charles Woodson (AP)
- 2011 — FB John Kuhn (AP)
QB Aaron Rodgers (AP, FW,
TSN, SI)
C Scott Wells (SI)
CB Charles Woodson (AP, TSN)
- 2012 — QB Aaron Rodgers (AP)
LB Clay Matthews (AP)
- 2013 — RB Eddie Lacy (AP)
G Josh Sitton (AP)
- 2014 — WR Jordy Nelson (AP, TSN)
FB John Kuhn (AP)
QB Aaron Rodgers (AP, FW,
TSN, SI)
G Josh Sitton (AP, FW, SI, TSN)
- 2015 — G Josh Sitton (AP)
- 2016 — T David Bakhtiari (AP)
S Ha Ha Clinton-Dix (AP)
- 2017 — T David Bakhtiari (AP)
- 2018 — T David Bakhtiari (AP, FW)
- 2019 — T David Bakhtiari (AP)
- 2020 — WR Davante Adams (AP, FW,
TSN)
CB Jaire Alexander (AP)
T David Bakhtiari (AP, FW, TSN)
C Corey Linsley (AP, FW)
QB Aaron Rodgers (AP, FW)
LB Za'Darius Smith (AP)

*First-team recognition in bold

MVP/PLAYER OF THE YEAR

- 1941 — Don Hutson, E (NFL)
1942 — Don Hutson, E (NFL)
1961 — Paul Hornung, HB
(AP, UPI, TSN, MC)
1962 — Jim Taylor, FB (AP, NEA)
1966 — Bart Starr, QB
(AP, FW, UPI, TSN, NEA)
1995 — Brett Favre, QB
(AP, TSN, FW, MC)
1996 — Brett Favre, QB
(AP, FW, TSN, FW, MC)
1997 — Brett Favre, QB (AP)
2011 — Aaron Rodgers, QB (AP, FW, SI, MC)
2014 — Aaron Rodgers, QB (AP, FW, SI)
2020 — Aaron Rodgers, QB (AP, FW, SI)

OFFENSIVE MVP/ PLAYER OF THE YEAR

- 1995 — Brett Favre, QB
(AP, FW, UPI-NFC)
1996 — Brett Favre, QB (UPI-NFC, FW)
2011 — Aaron Rodgers, QB (TSN, FW)
2014 — Aaron Rodgers, QB (TSN)

DEFENSIVE MVP/ PLAYER OF THE YEAR

- 1989 — Tim Harris, LB (NEA)
1995 — Reggie White, DE (UPI-NFC)
1998 — Reggie White, DE (AP, FW)
2009 — Charles Woodson, CB (AP, FW)
2010 — Clay Matthews, LB (FW, TSN)

SUPER BOWL MVP

- I — Bart Starr, QB
II — Bart Starr, QB
XXXI — Desmond Howard, KR
XLV — Aaron Rodgers, QB

PRO BOWL MVP

- 1982 — John Jefferson (tie)

NFL ROOKIE OF THE YEAR

- 1959 — Boyd Dowler, E (UPI)
2013 — Eddie Lacy, RB (FW)

NFC ROOKIE OF THE YEAR

- 1971 — John Brockington, RB
(UPI, TSN, NEA)
1972 — Chester Marcol, K (UPI, TSN)
1972 — Willie Buchanan, CB (NEA)

NFL OFFENSIVE ROOKIE OF THE YEAR

- 1971 — John Brockington, RB (AP)
2013 — Eddie Lacy, RB (AP)

NFL DEFENSIVE ROOKIE OF THE YEAR

- 1972 — Willie Buchanan, CB (AP)
1984 — Tom Flynn, S (FW)

NFL COMEBACK PLAYER OF THE YEAR

- 1997 — Robert Brooks, WR (FW)
2016 — Jordy Nelson, WR (AP, FW, SI, TSN)

NFL COACH OF THE YEAR

- 1959 — Vince Lombardi (AP, UPI)
1961 — Vince Lombardi (TSN)
1967 — Vince Lombardi (FW)
1989 — Lindy Infante (AP, TSN)
2011 — Mike McCarthy (MC)

NFC COACH OF THE YEAR

- 1972 — Dan Devine (UPI, FW)
1989 — Lindy Infante (UPI, FW)

NFL—Official NFL award (Joe F. Carr Trophy); AP—Associated Press; UPI—United Press International; TSN—The Sporting News; FW—Pro Football Writers of America; PFW—Pro Football Weekly; SI—Sports Illustrated; NEA—Newspaper Enterprise Association; MC—Maxwell Club of Philadelphia (Bert Bell Trophy)

PFWA ALL-ROOKIE TEAM, 1974-2020

- 1975 — Johnnie Gray, S
1976 — Mark Koncar, T
1977 — Mike Butler, DE
1978 — John Anderson, LB
James Lofton, WR
1984 — Alphonso Carreker, DE
Tom Flynn, S
1985 — Brian Noble, LB
1987 — Frankie Neal, WR
1989 — Chris Jacke, K
1993 — Wayne Simmons, LB
George Teague, S
1996 — John Michels, T
1997 — Ross Verba, T
1998 — Vonnie Holliday, DE
2000 — Na'il Diggs, LB
- 2003 — Nick Barnett, LB
2005 — Nick Collins, S
2006 — Daryn Colledge, G
A.J. Hawk, LB
Greg Jennings, WR
2009 — Clay Matthews, LB
B.J. Raji, DL
2010 — Bryan Bulaga, T
2011 — Randall Cobb, KR
2012 — Casey Hayward, CB
2013 — Eddie Lacy, RB
2014 — Ha Ha Clinton-Dix, S
Corey Linsley, C
2018 — Jaire Alexander, CB
2019 — Elgton Jenkins, G
Darnell Jenkins, S

* In conjunction with Pro Football Weekly from 1992-2012.



Jenkins



Savage

CONSENSUS ALL-PROS

- 5 Don Hutson (1939, 1941-44)
Jim Ringo (1959-63)
- 4 Forrest Gregg (1962-64, 1966)
Willie Davis (1964-67)
LeRoy Butler (1993, 1996-98)
Bobby Dillon (1955, 1957-58)
Sterling Sharpe (1989, 1992-93)
Brett Favre (1995-97)
- 2 Lavvie Dilweg (1929-30)
Mike Michalske (1929-30)
Cal Hubbard (1932-33)
Clarke Hinkle (1937-38)
Billy Howton (1956-57)
Henry Jordan (1961, 1963)
Jerry Kramer (1962-63)
Herb Adderley (1965-66)
Willie Wood (1965-66)
Reggie White (1995, 1998)
- 1 Lon Evans (1936)
Cecil Isbell (1941)
- Ted Fritsch (1946)
Paul Hornung (1960)
Fuzzy Thurston (1961)
Dan Currie (1962)
Bill Forester (1962)
Jim Taylor (1962)
Ray Nitschke (1966)
Bart Starr (1966)
Bob Jeter (1967)
Dave Robinson (1967)
John Brockington (1971)
Chester Marcol (1972)
Ted Hendricks (1974)
James Lofton (1981)
Tim Harris (1989)
Antonio Freeman (1998)
Darren Sharper (2000)
Charles Woodson (2009)
Clay Matthews (2010)



Kramer



Matthews

PRO BOWL SELECTIONS

- 1938 — FB Clarke Hinkle, QB Cecil Isbell, G Russ Letlow
- 1939 — After winning the 1939 NFL championship, the Packers played the Pro All-Stars in the second Pro Bowl. The game was played Jan. 14, 1940.
- 1940 — C Charley Brock, FB Clarke Hinkle, E Don Hutson, E Carl Mulleneaux
- 1941 — QB/E Larry Craig, E Don Hutson, QB Cecil Isbell
- 1942 — C Charley Brock, QB/E Larry Craig, *E Don Hutson, *QB Cecil Isbell
- 1950 — **HB Billy Grimes**, C Ed Neal, *LB Clayton Tonnemaker
- 1951 — HB Billy Grimes, T Dick Wildung
- 1952 — E Billy Howton, G Deral Teatek, E Abner Wimberly
- 1953 — DT Dave Hanner, E John Martinkovic, LB Clayton Tonnemaker
- 1954 — DT Dave Hanner, E John Martinkovic, LB Roger Zatkoff
- 1955 — DB Bobby Dillon, **FB Howie Ferguson**, E Billy Howton, E John Martinkovic, LB Roger Zatkoff
- 1956 — DB Bobby Dillon, **E Billy Howton**, QB Tobin Rote, LB Roger Zatkoff
- 1957 — DB Bobby Dillon, **E Billy Howton**, **C Jim Ringo**
- 1958 — DB Bobby Dillon, **C Jim Ringo**
- 1959 — LB Bill Forester, T Forrest Gregg, RB Paul Hornung, **C Jim Ringo**, S Emlen Tunnell
- 1960 — LB Dan Currie, LB Bill Forester, T Forrest Gregg, **RB Paul Hornung**, DT Henry Jordan, **C Jim Ringo**, QB Bart Starr, **FB Jim Taylor**
- 1961 — **LB Bill Forester**, T Forrest Gregg, **DT Henry Jordan**, E Max McGee, **C Jim Ringo**, **QB Bart Starr**, **FB Jim Taylor**, **DB Jesse Whittenton**
- 1962 — **LB Bill Forester**, T Forrest Gregg, **G Jerry Kramer**, TE Ron Kramer, RB Tom Moore, **C Jim Ringo**, QB Bart Starr, *FB Jim Taylor, **S Willie Wood**
- 1963 — **CB Herb Adderley**, DE Willie Davis, T Forrest Gregg, DT Henry Jordan, **G Jerry Kramer**, **C Jim Ringo**, **FB Jim Taylor**, **DB Jesse Whittenton**
- 1964 — CB Herb Adderley, **DE Willie Davis**, T Forrest Gregg, **LB Ray Nitschke**, **FB Jim Taylor**, **S Willie Wood**
- 1965 — **CB Herb Adderley**, **LB Lee Roy Caffey**, **DE Willie Davis**, WR Boyd Dowler, **S Willie Wood**
- 1966 — **CB Herb Adderley**, **DE Willie Davis**, T Forrest Gregg, **DT Henry Jordan**, **LB Dave Robinson**, T Bob Skoronski, **QB Bart Starr**, **S Willie Wood**
- 1967 — **CB Herb Adderley**, K Don Chandler, **DE Willie Davis**, **WR Boyd Dowler**, T Forrest Gregg, **DB Bob Jeter**, **G Jerry Kramer**, **LB Dave Robinson**, **S Willie Wood**
- 1968 — RB Donny Anderson, WR Carroll Dale, T **Forrest Gregg**, **S Willie Wood**
- 1969 — **WR Carroll Dale**, **G Gale Gillingham**, DB Bob Jeter, LB Dave Robinson, S Willie Wood
- 1970 — LB Fred Carr, WR Carroll Dale, G Gale Gillingham, S Willie Wood
- 1971 — RB John Brockington, G Gale Gillingham
- 1972 — RB John Brockington, DT Bob Brown, LB Fred Carr, K Chester Marcol
- 1973 — RB John Brockington, *CB Willie Buchanan, LB Jim Carter, CB Ken Ellis, *G Gale Gillingham
- 1974 — CB Willie Buchanan, CB Ken Ellis, G Gale Gillingham, LB Ted Hendricks, K Chester Marcol
- 1975 — LB Fred Carr, KR Steve Odum
- 1978 — CB Willie Buchanan, DE Ezra Johnson, WR James Lofton, RB Terrell Middleton
- 1980 — WR James Lofton
- 1981 — WR James Lofton
- 1982 — TE Paul Coffman, WR John Jefferson, WR James Lofton, C Larry McCarren
- 1983 — TE Paul Coffman, WR James Lofton, C Larry McCarren
- 1984 — TE Paul Coffman, WR James Lofton
- 1985 — WR James Lofton
- 1989 — **RB Brent Fullwood**, **LB Tim Harris**, *QB Don Majkowski, **WR Sterling Sharpe**
- 1990 — WR Sterling Sharpe
- 1992 — **S Chuck Cecil**, QB Brett Favre, **WR Sterling Sharpe**
- 1993 — S LeRoy Butler, QB Brett Favre, *WR Sterling Sharpe, **DE Reggie White**
- 1994 — **LB Bryce Paup**, *WR Sterling Sharpe, *DE Reggie White
- 1995 — **TE Mark Chmura**, **QB Brett Favre**, **DE Reggie White**
- 1996 — **S LeRoy Butler**, **QB Brett Favre**, TE Keith Jackson, **DE Reggie White**, C Frank Winters
- 1997 — **S LeRoy Butler**, TE Mark Chmura, ***QB Brett Favre**, ST Travis Jervey, **RB Dorsey Levens**, ***DE Reggie White**
- 1998 — **S LeRoy Butler**, **TE Mark Chmura**, **WR Antonio Freeman**, **KR Roell Preston**, **DE Reggie White**
- 2000 — **S Darren Sharper**
- 2001 — ***QB Brett Favre**, **TE Bubba Franks**, **RB Ahman Green**
- 2002 — WR Donald Driver, ***QB Brett Favre**, **TE Bubba Franks**, *RB Ahman Green, G Marco Rivera, **S Darren Sharper**
- 2003 — *QB Brett Favre, C Mike Flanagan, TE Bubba Franks, DE Kaberé Gbajaj-Biamila, **RB Ahman Green**, **G Marco Rivera**
- 2004 — RB Ahman Green, **FB William Henderson**, **G Marco Rivera**, WR Javon Walker
- 2006 — WR Donald Driver, DE Aaron Kampman
- 2007 — T Chad Clifton, WR Donald Driver, ***QB Brett Favre**, **CB Al Harris**, **DE Aaron Kampman**
- 2008 — **S Nick Collins**, **CB Al Harris**, ***CB Charles Woodson**
- 2009 — S Nick Collins, LB Clay Matthews, QB Aaron Rodgers, ***CB Charles Woodson**
- 2010 — T Chad Clifton, ***S Nick Collins**, *WR Donald Driver, *LB A.J. Hawk, *WR Greg Jennings, ***LB Clay Matthews**, *CB Tramon Williams, ***CB Charles Woodson**
- 2011 — WR Greg Jennings, ***FB John Kuhn**, **LB Clay Matthews**, NT B.J. Raji, **QB Aaron Rodgers**, C Scott Wells, **CB Charles Woodson**
- 2012 — *LB Clay Matthews, ***QB Aaron Rodgers**, C Jeff Saturday, G Josh Sitton
- 2013 — RB Eddie Lacy
- 2014 — WR Randall Cobb, FB John Kuhn, LB Clay Matthews, WR Jordy Nelson, *QB Aaron Rodgers, CB Sam Shields, G Josh Sitton
- 2015 — FB John Kuhn, LB Clay Matthews, *QB Aaron Rodgers, LB Julius Peppers, G Josh Sitton
- 2016 — T David Bakhtiari, S Ha Ha Clinton-Dix, *G T.J. Lang, *QB Aaron Rodgers
- 2017 — WR Davante Adams, DT Mike Daniels
- 2018 — WR Davante Adams, *QB Aaron Rodgers
- 2019 — WR Davante Adams, T David Bakhtiari, DL Kenny Clark, *QB Aaron Rodgers, LB Za'Darius Smith
- 2020* — WR Davante Adams, **CB Jaire Alexander**, T David Bakhtiari, **G Elton Jenkins**, RB Aaron Jones, **QB Aaron Rodgers**, **LB Za'Darius Smith**

* — selected, but did not play
 * — game canceled due to COVID-19

SELECTED AS STARTERS IN BOLD

OTHER PRO BOWL NOTES

- Years represent the season for which the player was selected, not the year the game was played. Other than in 1940 and 1942, the Pro Bowl has been played in January or February following the regular season. The first game was played following the 1938 season.
- The first five games pitted the NFL champion against the Pro All-Stars. Starting with the game that followed the 1950 season through the one played following the 2012 season, the game matched the stars of each conference. In the games that followed the 2013-15 seasons, the league changed to an unconfederated format in which players were assigned to teams through a draft and starters were selected by the Pro Bowl coaching staffs. The league returned to a traditional AFC vs. NFC format for the Pro Bowl following the 2016 season.
- The game was not held from 1943-49.

PRO BOWL VOTING

PRO BOWL



- The NFL is the only pro sports league that combines all-star voting by fans, players and coaches.
- NFL players and coaches usually cast their Pro Bowl ballots in Week 15.
- Matt LaFleur and the communications department conduct voting, asking that (1) players not vote for their own teammates, and (2) offensive players and coaches vote for defensive players, and vice versa.
- The consensus ballots of fans, players and coaches each count one-third toward determining the 86-man Pro Bowl roster.
- Fan voting is used to break any tie.
- The NFL became the first professional league to offer online voting, in 1995.
- According to the current Collective Bargaining Agreement, each Pro Bowl player on the winning team earns \$74,000; each Pro Bowl player on the losing team earns \$37,000.

MONDAY NIGHT FOOTBALL

- On *Monday Night Football* for a **29th consecutive season**, the Packers make one appearance in 2021.
- The Packers own the **NFC's longest MNF appearance streak** – 29 seasons (1993-2021). In the NFL, only Denver (29, 1992-2020) is tied with this streak.
- Prior to the current 29-year string, Green Bay **didn't appear for six straight years**, 1987-92.
- **Brett Favre** and **Robert Brooks** own the *MNF* record for longest pass completion, a 99-yard touchdown strike at Chicago on Sept. 11, 1995 (Packers franchise record, tied NFL record).
- The Packers are **35-32-1** in the regular season on *MNF*.

MONDAY NIGHT FOOTBALL (35-32-1)

ABC-TV, 1970-2005; ESPN, 2006-Present

Date	Result
10/12/70	W Packers 22, @ San Diego 20
11/09/70	L Baltimore Colts 13, Packers 10 (@ Milw.)
11/01/71	T Packers 14, Detroit 14 (@ Milw.)
11/22/71	L @ Atlanta 28, Packers 21
10/16/72	W Packers 24, @ Detroit 23
09/17/73	W Packers 23, N.Y. Jets 7 (@ Milw.)
11/26/73	L @ San Francisco 20, Packers 6
10/21/74	L @ Chicago Bears 10, Packers 9
09/29/75	@ Denver 23, Packers 13
11/21/77	L @ Washington 10, Packers 9
10/01/79	W @ Packers 27, New England 14
09/20/82	W Packers 27, @ N.Y. Giants 19
09/26/83	L @ N.Y. Giants 27, Packers 3
10/17/83	W @ Packers 48, Washington 47
12/12/83	W Packers 12, @ Tampa Bay 9 (ot)
10/15/84	L @ Denver 17, Packers 14
10/21/85	L @ Chicago Bears 23, Packers 7
09/22/86	L Chicago Bears 25, @ Packers 12
11/08/93	L @ Kansas City 23, Packers 16
10/31/94	W Packers 33, @ Chicago Bears 6
11/11/95	W Packers 27, @ Chicago Bears 24
09/09/96	W @ Packers 39, Philadelphia 13
10/14/96	W @ Packers 23, San Francisco 20 (ot)
11/18/96	L @ Dallas Cowboys 21, Packers 6
09/01/97	W @ Packers 38, Chicago Bears 24
10/27/97	W Packers 28, @ New England 10
10/27/97	W Packers 28, @ New England 10

Date	Result
12/01/97	W Packers 27, @ Minnesota 11
10/05/98	L Minnesota 37, @ Packers 24
11/09/98	L @ Pittsburgh 27, Packers 20
12/07/98	L @ Tampa Bay 24, Packers 22
11/01/99	L Seattle 27, @ Packers 7
11/29/99	W Packers 20, @ San Francisco 3
12/20/99	L @ Minnesota 24, Packers 20
11/06/00	W @ Packers 26, Minnesota 20 (ot)
11/27/00	L @ Carolina 31, Packers 14
09/24/01	W @ Packers 37, Washington 0
12/03/01	W Packers 28, @ Jacksonville 21
10/07/02	W Packers 34, @ Chicago Bears 21 (Champaign)
11/04/02	W @ Packers 24, Miami 10
09/29/03	W Packers 38, @ Chicago Bears 23
11/10/03	L Philadelphia 17, @ Packers 14
12/22/03	L Packers 41, @ Oakland 7
09/13/04	W Packers 24, @ Carolina 14
10/11/04	L Tennessee Titans 48, @ Packers 27
11/29/04	W @ Packers 45, St. Louis Rams 17
10/03/05	L @ Carolina 32, Packers 29
11/21/05	L Minnesota 20, @ Packers 17
12/19/05	L @ Baltimore Ravens 48, Packers 3
10/02/06	L @ Philadelphia 31, Packers 9
11/27/06	L @ Seattle 34, Packers 24
10/29/07	W Packers 19, @ Denver 13 (ot)
09/08/08	W @ Packers 24, Minnesota 19
11/24/08	L @ New Orleans 51, Packers 29
12/22/08	L @ Chicago Bears 20, Packers 17 (ot)
10/05/09	L @ Minnesota 30, Packers 23
12/07/09	W @ Packers 27, Baltimore Ravens 14
09/27/10	L @ Chicago Bears 20, Packers 17
11/14/11	W @ Packers 45, Minnesota 7
09/24/12	L @ Seattle 14, Packers 12
11/04/13	L Chicago Bears 27, @ Packers 20
12/08/14	W @ Packers 43, Atlanta 37
09/28/15	W @ Packers 38, Kansas City 18
11/28/16	W Packers 27, @ Philadelphia 23
11/06/17	L Detroit 30, @ Packers 17
10/15/18	W @ Packers 33, San Francisco 30
10/14/19	W @ Packers 23, Detroit 22
12/23/19	W Packers 23, @ Minnesota 10
10/05/20	W @ Packers 30, Atlanta 16

OTHER PRIME-TIME GAMES

- In all, eight national TV networks have aired a Packers game:
- | Network | First game | Opponent | Result |
|---------|------------|-------------------|----------|
| Dumont | 10/24/53 | @ Pittsburgh | L, 14-31 |
| CBS | 09/30/56 | vs. Detroit | L, 16-20 |
| NBC | 12/26/60 | @ Philadelphia | L, 13-17 |
| ABC | 10/12/70 | @ San Diego | W, 22-20 |
| ESPN | 12/02/90 | @ Minnesota | L, 7-23 |
| TNT | 10/17/91 | vs. Chicago Bears | L, 0-10 |
| FOX | 09/04/94 | vs. Minnesota | W, 16-10 |
| NFL | 12/21/06 | vs. Minnesota | W, 9-7 |
- In Sunday night contests, Green Bay holds a 30-16 mark on the combined ESPN/TNT/NBC series.

SUNDAY NIGHT GAMES (30-16)

Date	Result
12/02/90	L @ Minnesota 23, Packers 7 (ESPN)
12/13/92	W Packers 16, @ Houston Oilers 14 (ESPN)
10/10/93	W @ Packers 30, Denver 27 (TNT)
12/12/93	W Packers 20, @ San Diego 13 (ESPN)
09/24/95	W Packers 24, @ Jacksonville 14 (TNT)
12/10/95	L @ Tampa Bay 13, Packers 10 (ot) (ESPN)
11/24/96	W Packers 24, @ St. Louis Rams 9 (ESPN)
11/02/97	W @ Packers 20, Detroit 10 (ESPN)
10/10/99	W @ Packers 26, Tampa Bay 23 (ESPN)
12/03/00	W Packers 28, @ Chicago Bears 6 (ESPN)
12/08/02	W @ Packers 26, Minnesota 22 (ESPN)
11/02/03	W Packers 30, @ Minnesota 27 (ESPN)
11/21/04	W Packers 16, @ Houston Texans 13 (ESPN)
12/11/05	W @ Packers 16, Detroit 13 (ot) (ESPN)
12/31/06	W Packers 26, @ Chicago Bears 7 (NBC)
10/07/07	L Chicago Bears 27, @ Packers 20 (NBC)
09/21/08	L Dallas Cowboys 27, @ Packers 16 (NBC)
09/13/09	W @ Packers 21, Chicago Bears 15 (NBC)
10/24/10	W @ Packers 28, Minnesota 24 (NBC)
11/07/10	W @ Packers 45, Dallas Cowboys 7 (NBC)
12/19/10	L @ New England 31, Packers 27 (NBC)
10/09/11	W Packers 25, @ Atlanta 14 (NBC)
12/25/11	W @ Packers 35, Chicago Bears 21 (NBC)
10/14/12	W Packers 42, @ Houston Texans 24 (NBC)
11/25/12	L @ New York Giants 38, Packers 10 (NBC)
12/09/12	W @ Packers 27, Detroit 20 (NBC)
10/27/13	W Packers 44, @ Minnesota 31 (NBC)

Date	Result
10/26/14	L @ New Orleans 44, Packers 23 (NBC)
11/09/14	W @ Packers 55, Chicago Bears 14 (NBC)
09/20/15	W @ Packers 27, Seattle 17 (NBC)
11/01/15	L @ Denver 29, Packers 10 (NBC)
01/03/16	L Minnesota 20, @ Packers 13 (NBC)
09/18/16	L @ Minnesota 17, Packers 14 (NBC)
10/09/16	W @ Packers 23, New York Giants 16 (NBC)
11/20/16	L @ Washington 42, Packers 24 (NBC)
01/01/17	W Packers 31, @ Detroit 24 (NBC)
09/17/17	L @ Atlanta 34, Packers 23 (NBC)
11/26/17	L @ Pittsburgh 31, Packers 28 (NBC)
09/09/18	W @ Packers 24, Chicago Bears 23 (NBC)
11/04/18	L @ New England 31, Packers 17 (NBC)
11/25/18	L @ Minnesota 24, Packers 17 (NBC)
10/27/19	W Packers 31, @ Kansas City 24 (NBC)
11/24/19	L @ San Francisco 37, Packers 8 (NBC)
09/27/20	W Packers 37, @ New Orleans 30 (NBC)
11/29/20	W @ Packers 41, Chicago Bears 25 (NBC)
12/27/20	W @ Packers 40, Tennessee Titans 14 (NBC)

THURSDAY NIGHT GAMES (8-7)

Date	Result
10/17/91	L Chicago Bears 10, @ Packers 0 (TNT)
10/20/94	L @ Minnesota 13, Packers 10 (ot) (TNT)
10/15/98	L @ Detroit 27, Packers 20 (ESPN)
12/21/06	W @ Packers 9, Minnesota 7 (NFLN)
11/29/07	L @ Dallas Cowboys 37, Packers 27 (NFLN)
09/08/11	W @ Packers 42, New Orleans 34 (NBC)
09/13/12	W @ Packers 23, Chicago Bears 10 (NFLN)
09/04/14	L @ Seattle 26, Packers 16 (NBC)
10/02/14	W @ Packers 42, Minnesota 10 (CBS)
12/03/15	W Packers 27, @ Detroit 23 (CBS/NFLN)
10/20/16	W @ Packers 26, Chicago Bears 10 (CBS/NFLN)
09/28/17	W @ Packers 35, Chicago Bears 14 (CBS/NFLN)
11/15/18	L @ Seattle 27, Packers 24 (FOX/NFLN)
09/26/19	L Philadelphia 34, @ Packers 27 (FOX/NFLN)
11/05/20	W Packers 34, @ San Francisco 17 (FOX/NFLN)

PACKERS IN PRIME TIME

COMMUNITY

ADMIN. & COACHES

VETERANS

DRAFT & FREE AGENTS

REVIEW

2020 PRIME TIME

LANE/BUND FIELD

MISC.

THANKSGIVING (14-20-2)

Date	Opponent	W/L	Score	Date	Opponent	W/L	Score
N25, 1920	Stambaugh Miners	W	14 -0 (NL)	N22, 1956	@ Detroit Lions	W	24 -20
N30, 1920	Duluth Kelleys	W	10 -0 (NL)	N28, 1957	@ Detroit Lions	L	18 -6
N29, 1923	Hammond Pros	W	19 -0	N27, 1958	@ Detroit Lions	L	24 -14
N27, 1924	@ Kansas City Blues	W	17 -6	N26, 1959	@ Detroit Lions	W	24 -17
N26, 1925	@ Pottsville Maroons	L	31 -0	N24, 1960	@ Detroit Lions	L	23 -10
N25, 1926	@ Frankford Yellow Jackets	L	20 -14	N23, 1961	@ Detroit Lions	W	17 -9
N24, 1927	@ Frankford Yellow Jackets	W	17 -9	N22, 1962	@ Detroit Lions	L	26 -14
N29, 1928	@ Frankford Yellow Jackets	L	2 -0	N28, 1963	@ Detroit Lions	T	13 -13
N28, 1929	@ Frankford Yellow Jackets	T	0 -0	N26, 1970	@ Dallas Cowboys	L	16 -3
N27, 1930	@ Frankford Yellow Jackets	W	25 -7	N22, 1984	@ Detroit Lions	L	31 -28
N26, 1931	@ Providence Steam Roller	W	38 -7	N27, 1986	@ Detroit Lions	W	44 -40
N24, 1932	@ Brooklyn Dodgers	W	7 -0	N24, 1994	@ Dallas Cowboys	L	42 -31
N30, 1933	@ Staten Island Stapletons	W	21 -0 (NL)	N22, 2001	@ Detroit Lions	W	29 -27
N29, 1934	@ Chicago Cardinals	L	6 -0	N27, 2003	@ Detroit Lions	L	22 -14
N28, 1935	@ Chicago Cardinals	L	9 -7	N22, 2007	@ Detroit Lions	W	37 -26
N22, 1951	@ Detroit Lions	L	52 -35	N26, 2009	@ Detroit Lions	W	34 -12
N27, 1952	@ Detroit Lions	L	48 -24	N24, 2011	@ Detroit Lions	W	27 -15
N26, 1953	@ Detroit Lions	L	34 -15	N28, 2013	@ Detroit Lions	L	40 -10
N25, 1954	@ Detroit Lions	L	28 -24	N26, 2015	Chicago Bears	L	17 -13
N24, 1955	@ Detroit Lions	L	24 -10				

NL—Non-league game, not reflected in Thanksgiving W-L record

GREEN BAY'S 44 OVERTIME GAMES

- Green Bay continues to own the NFL record for most overtime games played in one season—five, in 1983.
- Green Bay has played 44 OT games (15-16-6 regular season, 2-5 playoffs).
- The franchise's first overtime game came in the 1965 Western Conference playoff, a historic 13-10 victory over the Colts.
- The NFL adopted the overtime rule for league games after the 1973 season.
- In addition to the regular season and postseason, the Packers have played six overtime games in the preseason (1-4-1).

REGULAR SEASON

- Nov. 26, 1978—Green Bay 10, Minnesota 10**, at Green Bay. Packers win toss. Both teams have four possessions.
- Sept. 23, 1979—Minnesota 27, Green Bay 21**, at Minnesota. Vikings win toss. Kramer throws 50-yard touchdown pass to Rashad at 3:18.
- Sept. 7, 1980—Green Bay 12, Chicago Bears 6**, at Green Bay. Bears win toss. Parsons punts and Nixon returns 16 yards. Five plays later, Marcol returns own blocked field goal attempt 24 yards for touchdown at 6:00.
- Oct. 12, 1980—Green Bay 14, Tampa Bay 14**, at Tampa Bay. Packers win toss. Teams trade punts twice. Lee returns second Tampa Bay punt to Green Bay 42. Dickey completes three passes to Buccaneers' 18, where Birney's 36-yard field goal attempt is wide right as time expires.
- Dec. 19, 1982—Baltimore Colts 20, Green Bay 20**, at Baltimore. Packers win toss. K.Anderson intercepts Dickey's first-down pass attempt. Miller's 44-yard field goal attempt blocked by G.Lewis. Teams trade punts before Stenerud's 47-yard field goal attempt is wide right. Teams trade punts again before time expires.
- Sept. 4, 1983—Green Bay 41, Houston Oilers 38**, at Houston. Packers win toss. Packers score on only OT possession, an 11-play, 59-yard march. Stenerud kicks 42-yard field goal at 5:55.
- Oct. 23, 1983—Minnesota 20, Green Bay 17**, at Green Bay. Packers win toss. Scribner's punt downed on Vikings' 42. Ricardo kicks 32-yard field goal eight plays later at 5:05.
- Nov. 20, 1983—Detroit 23, Green Bay 20**, at Milwaukee. Packers win toss. Scribner punts and Jenkins returns 14 yards to Green Bay 45. Murray's 33-yard field goal attempt is wide left. Whitehurst's pass intercepted by Watkins and returned to Green Bay 27. Murray kicks 37-yard field goal four plays later at 8:30.

- Nov. 27, 1983—Atlanta 47, Green Bay 41**, at Atlanta. Packers win toss. K.Johnson returns interception 31 yards for touchdown at 2:13.
- Dec. 12, 1983—Green Bay 12, Tampa Bay 9**, at Tampa Bay. Packers win toss. Packers convert game's only OT series (11 plays, 65 yards) on Stenerud's 23-yard field goal at 4:07.
- Sept. 30, 1984—Tampa Bay 30, Green Bay 27**, at Tampa Bay. Packers win toss. Scribner punts 44 yards to Tampa Bay 2. Epps returns Garcia's punt 3 yards to Green Bay 27. Scribner's punt downed on Buccaneers' 33. Airii kicks 46-yard field goal 11 plays later at 10:32.
- Sept. 20, 1987—Green Bay 17, Denver 17**, at Milwaukee. Packers win toss. Del Greco's 47-yard field goal attempt is short. Teams trade punts. Elway intercepted by Noble, who returns 10 yards to Green Bay 34. Davis fumbles on next play and Smith recovers. Two plays later, Karlis' 40-yard field goal attempt is wide left. Time expires two plays later.
- Oct. 11, 1987—Detroit 19, Green Bay 16**, at Green Bay. Lions win toss. Prindle's 42-yard field goal attempt is wide left. Packers punt downed on Detroit 17. Prindle kicks 31-yard field goal 16 plays later at 12:26.
- Oct. 18, 1987—Green Bay 16, Philadelphia 10**, at Green Bay. Packers win toss. Hargrove scores on 7-yard run, capping game's only OT possession (10 plays) at 5:04.
- Oct. 29, 1989—Green Bay 23, Detroit 20**, at Milwaukee. Lions win toss. On first play, Murphy intercepts Peete and returns it 3 yards to Lions' 26. Jacke's 38-yard field goal seals the win at 2:14.
- Nov. 3, 1991—New York Jets 19, Green Bay 16**, at New York. Packers win toss. Green Bay drives to New York 24 where Jacke's 42-yard field goal attempt is wide right. Aguiar's punt is fumbled and recovered by Packers at Packers' 23. Leahy kicks 37-yard field goal at 9:40.
- Sept. 6, 1992—Minnesota 23, Green Bay 20**, at Green Bay. Vikings win toss. After Minnesota punt, Packers take over at Green Bay 33. Majkowski is intercepted by Glenn at Vikings' 48. Teams trade punts. Packers punt a second time in overtime session with Vikings taking over at their 42. On second play, Allen runs 45 yards up middle to Packers' 11. One play later, Reveiz kicks 26-yard field goal at 10:20.
- Oct. 29, 1994—Minnesota 13, Green Bay 10**, at Minnesota. Vikings win toss. Minnesota drives 62 yards in eight plays;

- Reveiz kicks 27-yard field goal with 4:26 elapsed.
- Dec. 10, 1995—Tampa Bay 13, Green Bay 10**, at Tampa Bay. Buccaneers win toss. Tampa Bay drives 48 yards in seven plays; Husted kicks 47-yard field goal 3:46 into extra period.
- Oct. 14, 1996—Green Bay 23, San Francisco 20**, at Green Bay. 49ers win toss. After San Francisco fails to pick up first down, Packers take over at own 44. Green Bay covers only 21 yards in six plays to reach 49ers' 35. Jacke sends his 53-yard kick—the longest field goal to win an overtime game in NFL history—squarely down the middle at 3:41.
- Nov. 6, 2000—Green Bay 26, Minnesota 20**, at Green Bay. Packers win toss. After Schroeder's 22-yard reception gets Green Bay across midfield, Freeman makes miraculous catch while flat on his back at Vikings' 15, gets up and runs past stunned Minnesota defenders for 43-yard score with 3:39 elapsed, capping an 82-yard, seven-play drive.
- Dec. 24, 2000—Green Bay 17, Tampa Bay 14**, at Green Bay. Packers win toss. Rossum returns kickoff 29 yards to 38. Aided by Parker's 35 yards on five carries, Green Bay drives 58 yards to Buccaneers' 4. Longwell kicks 22-yard field goal with 6:31 elapsed.
- Sept. 8, 2002—Green Bay 37, Atlanta 34**, at Green Bay. Packers win toss. Roughing-the-kicker penalty keeps Packers' first possession alive, but drive stalls at Atlanta 39. Green Bay holds Falcons to three-and-out, then marches 44 yards in seven plays (six carries and one 18-yard pass from Favre to Walker). Longwell kicks 34-yard field goal with 9:45 elapsed.
- Oct. 12, 2003—Kansas City 40, Green Bay 34**, at Green Bay. Chiefs win toss. Kansas City drives 41 yards to Green Bay 30, where Hunt blocks Andersen's 48-yard field-goal attempt. On next play, Ahman Green blasts into Kansas City territory but fumbles, recovered by Kansas City at Chiefs' 49. Then, on ensuing play, Trent Green hits streaking Kennison for 51-yard touchdown up right sideline with 8:50 left on the clock.
- Dec. 11, 2005—Green Bay 16, Detroit 13**, at Green Bay. Packers win toss. Favre orchestrates 10-play, 56-yard drive, the only possession of the extra period. Packers enter Detroit territory after 15-yard unnecessary-roughness call. Longwell nails 28-yard FG with 9:47 left on the clock.

- Oct. 29, 2007—Green Bay 19, Denver 13**, at Denver. Packers win toss. On first snap, Favre heaves pass off play-action deep down left sideline to Jennings, who has a step on Bly. Jennings catches pass in stride and strolls into end zone untouched for game-winning, 82-yard TD with just 16 seconds elapsed in extra period.
- Nov. 2, 2008—Tennessee Titans 19, Green Bay 16**, at Tennessee. Titans win toss. On the only possession of overtime, Tennessee drives 55 yards on 10 plays to set up Bironas, who missed 47-yard attempt at end of regulation. This one, from 41 yards out, is good with 9:36 left on the clock.
- Dec. 22, 2008—Chicago Bears 20, Green Bay 17**, at Chicago. Bears win toss. In frigid conditions, Chicago scores on the only possession of the extra frame after a seven-play, 47-yard drive. Long completions to Olsen and Forté set up Gould's 38-yard field goal at 3:32.
- Oct. 10, 2010—Washington 16, Green Bay 13**, at Washington. Packers win toss. Washington takes over at Green Bay 39-yard line following an interception on Packers' second possession of extra period. Benefiting from two defensive penalties on six-play drive, Redskins make it to Packers' 15, where Gano hits 33-yard field goal for the win.
- Oct. 17, 2010—Miami 23, Green Bay 20**, at Green Bay. Dolphins win toss. Packers force overtime in consecutive weeks for first time since 1987 with 1-yard Rodgers TD run with :16 remaining in regulation. Miami assumes possession with good field position at their own 48-yard line on their second series of OT. Five runs and one pass move ball to Green Bay 26, where Carpenter converts 44-yard field goal.
- Nov. 24, 2013—Green Bay 26, Minnesota 26**, at Green Bay. Packers win toss. After three long completions by Flynn and two runs by Lacy, Packers set up Crosby's 20-yard field goal in overtime. Peterson and Gerhart wear Packers defense down in overtime but settle for Walsh's 35-yard field goal. Marks first tie game for the Packers since 1987 and second tie ever between Packers and Vikings.
- Sept. 24, 2017—Green Bay 27, Cincinnati 24**, at Green Bay. Bengals win toss. On third-and-10 from Packers' 21, Rodgers takes advantage of free play and finds Allison for 72-yard pass, setting up 27-yard field goal from Crosby with 6:26 left in overtime.
- Dec. 3, 2017—Green Bay 26, Tampa Bay 20**, at Green Bay. Packers win toss. On only possession of overtime, Hundley leads drive that goes 72 yards on eight plays ending with Jones' 20-yard scoring run on his only carry of game at 6:08.
- Dec. 10, 2017—Green Bay 27, Cleveland 21**, at Cleveland. Browns win toss. Packers force overtime in consecutive weeks for first time since 2010 with 1-yard pass to Adams from Hundley with :17 left in regulation after two-touchdown deficit in fourth quarter. Jones intercepts Kizer pass on third down to give Green Bay the ball at Cleveland 42. Adams scores on 25-yard pass from Hundley at 5:12 as Green Bay sets single-season team record with third overtime victory of the season.
- Sept. 16, 2018—Green Bay 29, Minnesota 29**, at Green Bay. Vikings win toss. Carlson's 49-yard field goal attempt is wide right. Teams trade punts. Vikings take over at 20 and drive 63 yards. Carlson is wide right from 35 yards as time expires.
- Dec. 23, 2018—Green Bay 44, New York Jets 38**, at New York. Packers win toss. On the only possession of overtime, Rodgers leads 75-yard drive on eight plays, finishing with 16-yard touchdown pass to Adams with 6:23 left in overtime.
- Nov. 22, 2020—Indianapolis 34, Green Bay 31**, at Indianapolis. Packers win toss. On second-and-2 from Green Bay 30, Valdes-Scantling short pass from Rodgers is stripped by Blackmon. Colts take over at Packers' 29. Four plays later, Blankenship kicks 39-yard field goal with 7:15 left in overtime.

POSTSEASON

- Dec. 26, 1965—Green Bay 13, Baltimore Colts 10**, at Green Bay. Packers win toss. Moore returns kickoff to Packers' 22. Chandler punts and Haymond returns 9 yards to Colts' 41. Gilburg punts and Wood makes fair catch at Packers' 21. Chandler punts and Haymond returns 1 yard to Colts' 41. Michaels misses 47-yard field goal. Bratkowski, in relief of Starr (injured on game's first play from scrimmage), orchestrates 10-play, 62-yard drive, including 18-yard passes to Anderson and Dale, to penetrate Colts' 20. Chandler's towering kick is good from 25 yards at 13:39. Packers in following week win first of three straight NFL championships (1965-67). Chandler's controversial first field goal, sending contest into OT, sails high above right upright. NFL raises goalposts following season.
- Jan. 4, 2004—Green Bay 33, Seattle 27**, at Green Bay. Seahawks win toss. Morris returns kickoff to 33. On third play, Hawthorne recovers Bannister fumble at Seattle 43, but Holmgren's replay challenge reverses call. Seahawks hold Packers to three-and-out, then drive to midfield. Then, with Green Bay on an all-out blitz, Harris steps in front of quick Hasselbeck pass to the left and returns interception 52 yards for touchdown. Packers win first NFL postseason overtime game decided by defensive touchdown.
- Jan. 11, 2004—Philadelphia 20, Green Bay 17**, at Philadelphia. Eagles win toss. Thrash returns kickoff to 28. Packers hold Eagles to three-and-out on first possession. On first Green Bay snap, in the face of heavy Philadelphia blitz, Favre and intended receiver Walker miscommunicate on deep pass, and Dawkins returns interception 35 yards to Packers' 34. Six plays later, Akers kicks 31-yard field goal. Packers become second team in NFL history to play consecutive overtime playoff games (1986 Cleveland Browns).
- Jan. 20, 2008—New York Giants 23, Green Bay 20**, at Green Bay. Packers win toss. Robinson returns kickoff to 26. On second-and-8, Favre's pass for Driver intercepted by Webster and returned 9 yards to Green Bay 34-yard line. After two Bradshaw carries gain 5 yards, Manning throws incomplete on third down. Tynes, who missed field goal tries of 43 and 36 yards late in fourth quarter, hits 47-yard field goal with 2:35 elapsed.
- Jan. 10, 2010—Arizona Cardinals 51, Green Bay 45**, at Arizona. Packers win toss. On third-and-6 from Green Bay 24, Rodgers is sacked and stripped by Adams. Ball is knocked loose, deflecting off Rodgers' foot and into arms of Dansby, who returns fumble 17 yards for touchdown with 1:18 elapsed.
- Jan. 18, 2015—Seattle Seahawks 28, Green Bay 22**, at Seattle. Seahawks win toss. Seattle drives for 3:19 and goes 87 yards in six plays. On final play, Wilson hits Kearse on deep pass down the middle for 35-yard touchdown to win game.
- Jan. 16, 2016—Arizona Cardinals 26, Green Bay 20**, at Arizona. Cardinals win toss. Fitzgerald is uncovered, catches Palmer's short pass and goes 75 yards to Green Bay 5-yard line. On third play, he takes shovel pass and scores winning touchdown with 1:05 elapsed.

ALL-TIME PRESEASON/NON-LEAGUE RESULTS

1921 (4-0-0)			
	GB	Opp	Attend
S 25 Chicago Boosters.....	13	0	3,500
O 2 Rockford Maroons.....	49	0	
O 9 Chicago Cornell-Hamburgs.....	40	0	
O 16 Beloit Fairies.....	7	0	5,000
1922 (0-1-0)			
S 24 @ Duluth Kelleys.....	2	6	
1923 (1-0-0)			
S 23 Hibbing Miners.....	10	0	2,670
1924 (2-0-0)			
S 14 Ironwood Legionnaires.....	15	0	
S 21 Chicago Bears.....	5	0	4,000
1925 (1-0-0)			
S 13 Iron Mountain All-Stars.....	48	6	4,000
1926 (1-0-0)			
S 12 Iron Mountain All-Stars.....	79	0	3,000
1927 (1-0-0)			
S 11 Milwaukee Eagles.....	34	0	

1928 (1-0-0)			
	GB	Opp	Attend
S 16 Minneapolis Marines.....	19	0	5,000
1929 (1-0-0)			
S 15 Portsmouth Spartans.....	14	0	5,000
1930 (1-0-0)			
S 14 Oshkosh All-Stars.....	46	0	
1932 (1-0-0)			
S 11 Grand Rapids Maroons.....	45	0	3,000
1934 (1-0-0)			
S 9 Fort Atkinson Blackhawks (GB)....	28	7	4,000
1935 (4-0-0)			
A 31 @ Merrill Fromm Foxes.....	33	0	1,500
S 2 @ Chippewa Falls Marines.....	22	0	6,000
S 4 @ Stevens Point.....	40	0	1,500
S 8 La Crosse Old Style Lagers (GB)....	49	0	2,500
1936 (1-0-0)			
S 5 Wis. Cardinals of Madison (GB)....	62	0	2,000
1937 (0-1-0)			
S 1 College All-Stars (@ Chicago).....	0	6	84,560

ALL-TIME PRESEASON/NON-LEAGUE RESULTS

(Continued from previous page)

1938 (1-0-0)			
	GB	Opp	Attend
S 5 Cedar Rapids (Iowa) Crush @ Ironwood, Mich.).....	75	0	5,000
1939 (2-0-1)			
A 25 Pittsburgh Pirates (GB) (Gm. 1) ..	7	7	9,416
A 25 Pittsburgh Pirates (GB) (Gm. 2) ..	17	0	9,416
S 4 Southwest College All-Stars (@ Dallas).....	31	20	
1940 (2-0-0)			
A 29 College All-Stars (@ Chicago).....	45	28	84,567
S 2 Washington (Milw).....	28	20	14,798
1941 (1-0-1)			
A 23 N.Y. Giants (GB).....	17	17	10,800
S 7 Philadelphia (Milw).....	28	21	10,000
1942 (2-1-0)			
A 30 @ Brooklyn Dodgers.....	21	16	9,874
S 7 Washington (@ Baltimore).....	7	28	55,000
S 13 Western Army All-Stars (Milw)....	36	21	20,000
1943 (2-0-0)			
S 5 Washington (@ Baltimore).....	23	21	45,000
S 11 Phil-Pitt Steagles (@ Pittsburgh) ..	28	10	19,369
1944 (1-1-0)			
S 4 Washington (@ Baltimore).....	7	20	40,000
S 7 Sampson Naval Training Center @ Sampson, N.Y.).....	25	14	10,000
S 10 Boston Yanks (@ Buffalo).....	28	0	17,372
1945 (2-2-0)			
A 30 College All-Stars (@ Chicago).....	19	7	92,753
S 13 @ Philadelphia.....	21	28	90,218
S 19 Pittsburgh (@ Hershey, Pa.).....	38	12	14,521
S 23 @ Washington.....	7	21	27,125
1946 (0-3-0)			
S 6 Philadelphia (Milw).....	6	7	25,000
S 10 Washington (@ Denver).....	31	35	21,000
S 20 @ N.Y. Giants.....	21	35	50,000
1947 (3-1-0)			
A 23 N.Y. Giants (GB).....	17	14	15,000
A 29 @ Pittsburgh.....	17	24	31,507
S 14 Boston Yanks (Milw).....	14	10	17,895
S 21 Washington (@ Baltimore).....	31	21	18,186
1948 (3-0-0)			
A 29 N.Y. Giants (@ Minneapolis).....	7	0	15,000
S 5 Pittsburgh (GB).....	9	7	13,900
S 11 Wash. (@ Birmingham, Ala.).....	43	0	27,000
1949 (2-3-0)			
A 20 Philadelphia (GB).....	0	35	18,785
A 24 N.Y. Giants (@ Syracuse, N.Y.)....	14	7	20,000
A 28 @ Pittsburgh.....	3	9	13,578
S 11 N.Y. Bulldogs (@ Rock Island, Ill.) ..	7	3	
S 18 Washington (Milw).....	24	35	12,873
1950 (3-1-0)			
A 12 Cleveland Browns (@ Toledo, Ohio)...	7	38	10,000
A 16 Chicago Cardinals (GB).....	17	14	20,136
A 29 N.Y. Giants (@ Boston).....	10	0	12,053
S 10 Baltimore Colts (Milw).....	16	14	17,191
1951 (2-3-0)			
A 25 Chicago Cardinals (GB).....	17	14	16,168
S 9 Philadelphia (Milw).....	10	14	19,282
S 12 San Francisco (@ Minneapolis) ..	0	20	19,021
S 16 Pittsburgh (@ Buffalo).....	6	35	13,458
S 23 Washington (@ Alexandria, Va.).....	14	7	6,000
1952 (2-4-0)			
A 16 N.Y. Giants (Milw).....	0	7	22,000
A 23 Cleveland Browns (GB).....	14	21	22,215
A 29 Pittsburgh (@ Latrobe, Pa.).....	6	7	10,000
S 7 @ Chicago Cardinals.....	7	38	15,497
S 14 Washington (@ Kansas City).....	13	7	6,500
S 17 Pittsburgh (@ Minneapolis).....	23	10	21,000
1953 (1-4-0)			
A 22 N.Y. Giants (@ Minneapolis).....	31	7	20,560
A 29 Chi. Cardinals (@ Spokane, Wash.)...	7	13	17,000
S 5 Washington (GB).....	6	13	16,425
S 12 Pittsburgh (Milw).....	23	26	16,859
S 19 @ Cleveland Browns.....	13	21	22,336
1954 (2-4-0)			
A 14 Chicago Cardinals (@ Minneapolis) ..	10	27	21,000
A 21 Cleveland Browns (GB).....	13	14	15,747
A 28 @ Pittsburgh.....	36	14	14,012
S 4 Philadelphia (@ Hershey, Pa.).....	13	24	6,134
S 11 Washington (@ Raleigh, N.C.).....	31	3	16,000
S 18 N.Y. Giants (Milw).....	27	38	17,000

1955 (2-4-0)			
	GB	Opp	Attend
A 13 N.Y. Giants (@ Spokane, Wash.).....	31	24	15,000
A 20 Cleveland Browns (@ Akron, Ohio)...	7	13	22,000
A 27 Pittsburgh (GB).....	14	16	16,912
S 3 Philadelphia (@ Charleston, WV).....	10	24	12,500
S 10 Washington (@ Winston-Salem, N.C.) ..	31	33	13,000
S 17 Chicago Cardinals (Milw).....	37	28	18,000
1956 (4-1-0)			
A 18 Philadelphia (Milw).....	27	6	12,138
A 25 N.Y. Giants (GB).....	17	13	16,448
S 1 @ Cleveland Browns.....	21	20	15,456
S 8 Washington (@ Winston-Salem, N.C.) ..	10	17	13,500
S 15 Chicago Cardinals (@ St. Louis).....	29	21	31,454
1957 (5-0-1)			
A 16 Chicago Cardinals (@ Miami).....	24	16	20,820
A 24 Chicago Cardinals (@ Austin, Texas) ..	17	14	20,000
A 28 Philadelphia (Milw).....	16	13	17,101
S 7 N.Y. Giants (@ Boston).....	13	10	23,000
S 14 Washington (@ Winston-Salem, N.C.) ..	20	17	15,000
S 21 Pittsburgh (@ Minneapolis).....	10	10	17,226
1958 (2-3-0)			
A 20 Pittsburgh (Milw).....	0	3	17,294
S 1 Philadelphia (GB).....	20	17	17,857
S 6 N.Y. Giants (@ Boston).....	41	20	27,013
S 13 Washington (@ Winston-Salem, N.C.) ..	14	23	12,000
S 20 Chicago Cardinals (@ Minneapolis) ..	24	31	18,520
1959 (4-2-0)			
A 15 Chicago Bears (Milw).....	16	19	28,286
A 23 @ San Francisco.....	24	17	18,916
A 29 Philadelphia (@ Portland, Ore.).....	45	28	25,456
S 5 N.Y. Giants (@ Bangor, Maine).....	0	14	20,000
S 12 Washington (@ Winston-Salem, N.C.) ..	20	13	15,000
S 20 Pittsburgh (@ Minneapolis).....	13	10	18,081
1960 (6-0-0)			
A 13 Pittsburgh (@ New Orleans).....	20	13	17,400
A 22 N.Y. Giants (@ Jersey City, N.J.)....	16	7	26,500
A 27 Chicago Bears (Milw).....	35	7	35,118
S 5 St. Louis Cardinals (GB).....	35	14	20,668
S 11 Dallas Cowboys (@ Minneapolis).....	28	23	20,151
S 17 Washington (@ Winston-Salem, N.C.) ..	41	7	8,000
1961 (5-0-0)			
A 11 @ Dallas Cowboys.....	30	7	30,000
A 18 @ St. Louis Cardinals.....	31	10	31,056
A 26 Chicago Bears (Milw).....	24	14	42,560
S 4 N.Y. Giants (GB).....	20	17	33,452
S 9 Washington (@ Columbus, Ga.).....	31	24	18,000
1962 (6-0-0)			
A 3 College All-Stars (@ Chicago).....	42	20	65,000
A 10 @ Dallas Cowboys.....	31	7	54,500
A 18 St. Louis Cardinals (@ Jacksonville) ..	41	14	18,250
A 25 Chicago Bears (Milw).....	35	21	44,326
S 3 N.Y. Giants (GB).....	20	17	38,669
S 8 Washington (@ Columbus, Ga.).....	20	14	16,000
1963 (5-1-0)			
A 2 College All-Stars (@ Chicago).....	17	20	65,000
A 10 Pittsburgh (@ Miami).....	27	7	26,500
A 17 @ Dallas Cowboys.....	31	10	53,121
A 24 Chicago Bears (Milw).....	26	7	44,592
S 2 N.Y. Giants (GB).....	24	17	42,327
S 7 Washington (@ Cedar Rapids, Iowa) ..	28	17	13,500
1964 (3-2-0)			
A 8 St. Louis Cardinals (@ New Orleans) ..	7	20	63,000
A 15 N.Y. Giants (GB).....	34	10	42,327
A 22 Chicago Bears (Milw).....	21	7	46,920
A 29 @ Dallas Cowboys.....	35	3	60,057
S 5 @ Cleveland Browns.....	17	20	83,736
1965 (4-1-0)			
A 14 N.Y. Giants (GB).....	44	7	50,837
A 21 Chicago Bears (Milw).....	31	14	47,066
A 28 @ Dallas Cowboys.....	12	21	67,954
S 4 @ Cleveland Browns.....	30	14	83,118
S 11 St. Louis Cardinals (GB).....	31	13	50,858
1966 (3-2-0)			
A 5 College All-Stars (@ Chicago).....	38	0	72,000
A 12 Chicago Bears (Milw).....	10	13	47,034
A 20 @ Dallas Cowboys.....	3	21	75,504
A 27 Pittsburgh (GB).....	17	6	50,861
S 3 N.Y. Giants (Milw).....	37	10	47,102
1967 (6-0-0)			
A 4 College All-Stars (@ Chicago).....	27	0	70,934
A 12 Pittsburgh (GB).....	31	20	50,861
A 18 Chicago Bears (Milw).....	18	0	47,126
A 28 @ Dallas Cowboys.....	20	3	78,087
S 2 @ Cleveland Browns.....	30	21	84,236
S 9 N.Y. Giants (GB).....	31	14	50,861

1968 (4-2-0)

	GB	Opp	Attend
A 2 College All-Stars (@ Chicago)	34	17	69,917
A 10 N.Y. Giants (GB)	14	15	50,861
A 19 Chicago Bears (Milw)	7	10	47,127
A 24 @ Dallas Cowboys	31	27	72,014
A 31 Pittsburgh (Milw)	21	17	47,265
S 7 @ Cleveland Browns	31	9	84,918

1969 (4-2-0)

A 9 N.Y. Giants (GB)	22	21	50,861
A 16 Chicago Bears (Milw)	9	19	47,014
A 23 @ Dallas Cowboys	13	31	73,764
A 30 @ Cleveland Browns	27	17	85,532
S 6 Pittsburgh (GB)	31	19	50,861
S 13 Atlanta (@ Canton, Ohio)	38	24	17,411

1970 (3-0-3)

A 8 N.Y. Giants (GB)	31	31	56,263
A 15 Chicago Bears (Milw)	6	6	47,298
A 22 @ Dallas Cowboys	35	34	72,389
A 30 @ Oakland	37	7	53,395
S 5 Cincinnati (Milw)	10	10	47,411
S 12 Buffalo (GB)	34	0	56,161

1971 (2-4-0)

A 7 Chicago Bears (Milw)	0	2	47,248
A 14 Pittsburgh (GB)	13	16	56,263
A 21 Miami (Milw)	10	7	47,286
A 28 Oakland (GB)	13	17	56,263
S 4 @ Cincinnati	24	27	55,477
S 10 @ Buffalo	20	14	37,301

1972 (4-2-0)

A 5 Cincinnati (GB)	24	14	56,263
A 12 @ Miami	14	13	75,332
A 19 @ Houston Oilers	3	20	46,460
A 27 Chicago Bears (Milw)	10	7	47,222
S 2 St. Louis Cardinals (GB)	10	31	56,263
S 9 Kansas City (Milw)	20	0	47,281

1973 (3-2-1)

A 4 Chicago Bears (Milw)	13	13	47,222
A 11 Buffalo (GB)	10	3	56,267
A 18 Houston Oilers (Milw)	33	14	47,302
A 26 @ Kansas City	21	16	75,231
S 1 Pittsburgh (GB)	22	30	56,267
S 8 @ Cincinnati	10	13	55,863

1974 (4-2-0)

A 2 @ Buffalo	16	13	30,119
A 10 St. Louis Cardinals (Milw)	13	0	43,000
A 17 Chicago Bears (GB)	20	10	53,106
A 24 Denver (GB)	21	31	56,267
A 30 @ Miami	10	21	54,666
S 6 Cincinnati (Milw)	26	24	46,605

1975 (2-4-0)

A 9 Buffalo (GB)	23	6	56,267	
A 16 Chicago Bears (Milw)	13	9	52,051	
A 23 @ Cincinnati	10	27	49,752	
A 30 New England (Milw)	(ot)	17	20	51,769
S 6 @ Kansas City	3	31	35,543	
S 13 San Francisco (GB)	3	24	56,267	

1976 (2-4-0)

J 31 Cincinnati (GB)	17	23	50,245
A 7 Tampa Bay (Milw)	10	6	53,421
A 15 @ New England	16	14	28,448
A 20 @ Buffalo	0	37	33,706
A 28 N.Y. Giants (GB)	16	20	56,267
S 3 Atlanta (Milw)	7	26	54,989

1977 (2-4-0)

A 6 Cincinnati (GB)	23	20	51,178
A 13 New England (Milw)	3	38	53,244
A 20 @ Tampa Bay	7	10	49,045
A 27 Washington (Milw)	9	13	55,021
S 3 Cleveland Browns (GB)	14	19	53,180
S 10 Philadelphia (GB)	24	16	32,217

1978 (1-3-0)

A 5 Kansas City (GB)	14	17	54,453
A 11 @ Washington	12	20	30,881
A 19 St. Louis Cardinals (GB)	23	17	50,423
A 26 Cincinnati (Milw)	14	17	54,927

1979 (3-1-0)

A 4 Kansas City (GB)	14	10	53,994
A 11 @ Cincinnati	5	20	44,284
A 18 Buffalo (Milw)	7	6	54,857
A 25 Atlanta (Milw)	45	35	55,416

1980 (0-4-1)

A 2 *San Diego (@ Canton, Ohio)	0	0	19,972
A 9 @ Dallas Cowboys	14	17	54,876
A 16 Baltimore Colts (Milw)	3	17	49,223
A 23 @ Buffalo	0	14	24,086
A 30 Denver (GB)	0	38	53,060

1981 (3-1-0)

	GB	Opp	Attend
A 8 @ Dallas Cowboys	21	17	55,087
A 15 Oakland (Milw)	34	14	54,710
A 22 @ Denver	7	17	72,450
A 29 Cleveland Browns (GB)	35	18	56,191

1982 (2-2-0)

A 14 N.Y. Jets (GB)	21	19	53,531
A 20 Cincinnati (Milw)	41	27	52,636
A 29 @ L.A. Raiders	3	24	40,906
S 4 @ New England	27	41	39,888

1983 (1-3-0)

A 6 Cleveland Browns (GB)	20	21	39,202
A 12 @ Seattle	21	38	54,443
A 20 Philadelphia (GB)	14	27	48,867
A 27 @ St. Louis Cardinals	39	27	33,041

1984 (2-2-0)

A 4 @ Dallas Cowboys	17	31	43,371
A 11 Chicago Bears (Milw)	17	10	48,253
A 18 @ L.A. Rams	24	27	41,185
A 25 Indianapolis (GB)	34	17	54,979

1985 (1-3-0)

A 10 @ Dallas Cowboys	3	27	41,847
A 17 @ N.Y. Giants	2	10	35,798
A 24 Atlanta (Milw)	28	24	49,370
A 31 N.Y. Jets (GB)	20	30	56,753

1986 (1-3-0)

A 9 N.Y. Jets (@ Madison, Wis.)	38	14	73,959
A 16 N.Y. Giants (Milw)	14	22	41,774
A 23 @ Cincinnati	12	34	44,261
A 30 New England (GB)	9	16	50,642

1987 (0-4-0)

A 15 Denver (@ Phoenix)	14	20	67,500
A 22 Washington (@ Madison, Wis.)	0	33	64,768
A 29 Cincinnati (GB)	20	28	44,515
S 5 Cleveland Browns (Milw).....(ot)	24	30	37,707

1988 (1-2-1)

A 6 N.Y. Giants (GB)	3	34	41,455
A 13 @ Indianapolis	21	25	53,720
A 19 Kansas City (Milw).....(ot)	21	21	32,361
A 27 N.Y. Jets (@ Madison, Wis.)	27	24	42,098

1989 (3-1-0)

A 12 N.Y. Jets (Milw)	28	27	22,931
A 19 Indianapolis (GB)	23	24	30,218
A 26 Buffalo (@ Madison, Wis.)	27	24	30,432
S 1 @ New England	16	0	26,549

1990 (1-3-0)

A 11 Cleveland Browns (GB)	10	25	52,625
A 18 New Orleans (@ Madison, Wis.)	27	13	47,848
A 25 Atlanta (Milw)	14	17	51,609
A 31 @ Kansas City	14	27	42,806

1991 (2-2-0)

A 3 New England (GB)	28	7	52,852
A 10 @ New Orleans	20	31	55,730
A 17 Buffalo (@ Madison, Wis.)	35	24	51,077
A 24 Cincinnati (Milw).....(ot)	16	19	52,390

1992 (1-3-0)

A 8 Kansas City (GB)	21	13	54,322	
A 16 N.Y. Jets (@ Madison, Wis.)	7	24	41,517	
A 22 @ L.A. Rams	(ot)	13	16	41,252
A 29 New England (Milw)	10	24	47,152	

1993 (1-4-0)

J 31 L.A. Raiders (@ Canton, Ohio)	3	19	23,863
A 7 Kansas City (Milw)	21	29	51,655
A 14 New Orleans (@ Madison, Wis.)	17	26	59,523
A 20 @ New England	17	21	29,909
A 27 Indianapolis (GB)	41	20	56,811

1994 (3-1-0)

A 6 L.A. Rams (@ Madison, Wis.)	14	6	52,149
A 13 Miami (Milw)	24	31	52,759
A 19 @ New Orleans	13	10	54,714
A 26 New England (GB)	24	20	57,722

1995 (3-1-0)

A 5 New Orleans (@ Madison, Wis.)	27	17	49,071
A 13 @ Pittsburgh	36	13	49,025
A 19 Indianapolis	17	20	55,624
A 25 Washington	35	23	58,824

*—1980 Hall of Fame Game called with 5:29 left (severe lightning)

1996 (3-1-0)

		GB	Opp	Attend
A 2	New England.....	24	7	57,918
A 11	Pittsburgh.....	24	17	59,284
A 17	@ Baltimore Ravens.....	17	15	62,025
A 24	@ Indianapolis.....	6	30	49,081

1997 (5-0-0)

J 26	Miami.....	20	0	59,089
J 31	New England.....	7	3	60,778
A 8	@ Oakland.....	37	24	42,956
A 16	Buffalo (@ Toronto).....	35	3	53,896
A 22	N.Y. Giants (@ Madison, Wis.).....	22	17	76,704

1998 (2-3-0)

A 2	Kansas City (@ Tokyo, Japan).....	27	24	42,018
A 8	New Orleans.....	31	7	60,080
A 16	Oakland.....	21	27	60,078
A 24	@ Denver.....	31	34	73,183
A 28	@ Miami.....	7	21	61,915

1999 (4-0-0)

A 14	N.Y. Jets.....	27	16	59,815
A 23	Denver (@ Madison, Wis.).....	27	12	78,184
A 28	@ New Orleans.....	38	17	53,074
S 2	Miami.....	25	17	59,810

2000 (2-2-0)

A 4	N.Y. Jets.....	37	24	59,585
A 13	@ Denver.....	20	26	75,367
A 21	@ Miami.....	14	17	60,287
A 26	Cleveland Browns.....	34	33	59,687

2001 (2-2-0)

A 11	@ Cleveland Browns.....	3	10	71,218
A 20	Denver.....	22	7	59,177
A 25	Miami.....	17	12	59,547
A 31	@ Oakland.....	13	24	38,783

2002 (3-1-0)

A 10	@ Philadelphia.....	13	20	58,546
A 17	@ Arizona.....	29	21	35,716
A 26	Cleveland Browns.....	27	20	62,668
A 30	Tennessee Titans.....	21	20	62,485

2003 (2-3-0)

A 4	^Kansas City (@ Canton, Ohio)....	0	9	22,385
A 9	@ Atlanta.....	27	21	68,818
A 15	@ Cleveland Browns.....	38	31	70,348
A 23	Carolina.....	7	20	69,831
A 28	Tennessee Titans.....	3	27	69,126

2004 (1-3-0)

A 16	Seattle.....	3	21	69,718
A 21	New Orleans.....	19	14	69,666
A 27	@ Jacksonville.....	7	9	50,846
S 3	@ Tennessee Titans.....	7	27	68,809

2005 (2-2-0)

A 11	San Diego.....	10	7	69,611
A 20	@ Buffalo.....	7	27	71,323
A 26	New England.....	3	27	69,501
S 1	@ Tennessee Titans.....	21	17	69,010

2006 (1-3-0)

A 12	@ San Diego.....	3	17	57,777
A 19	Atlanta.....	38	10	69,845
A 28	@ Cincinnati.....	17	48	65,614
S 1	Tennessee Titans.....	21	35	69,132

2007 (2-2-0)

A 11	@ Pittsburgh.....	13	9	57,151
A 18	Seattle.....	48	13	69,761
A 23	Jacksonville.....	13	21	69,268
A 30	@ Tennessee Titans.....	14	30	69,143

2008 (1-3-0)

A 11	Cincinnati.....	17	20	69,675
A 16	@ San Francisco.....	6	34	67,230
A 22	@ Denver.....	27	24	74,213
A 28	Tennessee Titans.....	21	23	69,744

2009 (3-1-0)

A 15	Cleveland Browns.....	17	0	69,091
A 22	Buffalo.....	31	21	68,908
A 28	@ Arizona.....	44	37	61,753
S 3	@ Tennessee Titans.....	14	27	69,143

2010 (2-2-0)

		GB	Opp	Attend
A 14	Cleveland Browns.....	24	27	68,958
A 21	@ Seattle.....	27	24	65,586
A 26	Indianapolis.....	59	24	68,967
S 2	@ Kansas City.....	13	17	63,843

2011 (3-1-0)

A 13	@ Cleveland Browns.....	17	27	57,077
A 19	Arizona.....	28	20	67,688
A 26	@ Indianapolis.....	24	21	65,285
S 1	Kansas City.....	20	19	67,555

2012 (2-2-0)

A 9	@ San Diego.....	13	21	55,527
A 16	Cleveland Browns.....	10	35	68,201
A 23	@ Cincinnati.....	27	13	52,584
A 30	Kansas City.....	24	3	67,999

2013 (1-3-0)

A 9	Arizona.....	0	17	73,738
A 17	@ St. Louis Rams.....	19	7	53,375
A 23	Seattle.....	10	17	74,030
A 29	@ Kansas City.....	8	30	65,053

2014 (3-1-0)

A 9	@ Tennessee Titans.....	16	20	69,143
A 16	@ St. Louis Rams.....	21	7	55,072
A 22	Oakland.....	31	21	73,907
A 28	Kansas City.....	34	14	74,059

2015 (2-2-0)

A 13	@ New England.....	22	11	68,756
A 23	@ Pittsburgh.....	19	24	44,517
A 29	Philadelphia.....	26	39	74,440
S 3	New Orleans.....	38	10	73,863

2016 (3-1-0)

A 7	^^Indianapolis (@ Canton, Ohio)...	--	--	--
A 12	Cleveland Browns.....	17	11	74,261
A 18	Oakland.....	20	12	74,089
A 26	@ San Francisco.....	21	10	70,178
S 1	@ Kansas City.....	7	17	70,155

2017 (3-1-0)

A 10	Philadelphia.....	24	9	74,330
A 19	@ Washington.....	21	17	55,239
A 26	@ Denver.....	17	20	76,438
A 31	Los Angeles Rams.....	24	10	74,102

2018 (2-2-0)

A 9	Tennessee Titans.....	31	17	74,098
A 16	Pittsburgh.....	51	34	74,434
A 24	@ Oakland.....	6	13	52,832
A 30	@ Kansas City.....	21	33	63,588

2019 (2-2-0)

A 8	Houston Texans.....	28	26	73,928
A 15	@ Baltimore Ravens.....	13	26	69,822
A 22	Oakland (@ Winnipeg).....	21	22	21,992
A 29	Kansas City.....	27	20	73,803

2020

A 15	Arizona.....	canceled due to COVID-19		
A 22	Cleveland Browns.....	canceled due to COVID-19		
A 29	at N.Y. Giants.....	canceled due to COVID-19		
S 3	at Kansas City.....	canceled due to COVID-19		

^—2003 Hall of Fame Game called with 5:49 left in third quarter (severe rain, lightning)

^^—2016 Hall of Fame Game canceled due to field conditions

BIRTH OF A TEAM, AND A LEGEND

The Green Bay Packers, arguably the most storied franchise in the National Football League, were organized on Aug. 11, 1919, in the dingy second-floor editorial rooms of the old Green Bay Press-Gazette building, located on Cherry Street in downtown Green Bay.

Never imagining what might become of the semipro football team being formed that day, nobody documented who was there or how many were on hand. There had been no announcement of the meeting beforehand, and the *Press-Gazette* provided no details about it the day after.

Whether a full complement of players attended or if it was simply a small gathering of the team's prime movers was never made clear. Nor was it spelled out if much of the preliminary work had been completed beforehand or if the meeting itself triggered a rapid-fire chain of events.

Whatever the case, the *Press-Gazette* in its Aug. 13 edition revealed that the Indian Packing Co. would sponsor the team and referred to it for the first time as the "Packers." The paper said home games would be played at Hagemeister Park; listed 38 prospective candidates for the team, mostly former standouts at Green Bay East and West high schools; and noted full uniforms would be provided to up to 20 players.

"It will be the strongest aggregation of pigskin chasers that has ever been gathered together in this city," the *Press-Gazette* proclaimed.

A second meeting was held at the *Press-Gazette* on Aug. 14, three days after the initial one, and nearly 25 players were in attendance. Curly Lambeau was elected captain of the team, and George Whitney Calhoun was named manager.

Lambeau was a former star at East High School and played on Coach Knute Rockne's first team at the University of Notre Dame in 1918. Back home after dropping out of school in December, Lambeau was working for Indian Packing at the time. Calhoun, great-grandson of Daniel Whitney, founder of the city of Green Bay, was city editor at the *Press-Gazette*.

The story handed down for decades was that the impetus for the initial meeting was a chance encounter at a downtown street corner between Lambeau and Calhoun. In his 1985 book about the history of the Packers, longtime executive committee member and onetime Calhoun colleague John Torinus changed the setting to a conversation over a glass of beer.

Whether it's mostly urban legend or if there's a true story in there somewhere will remain a mystery for the ages. Too much time has passed. But Lambeau and Calhoun have long been regarded as the Packers' co-founders and there's little or no evidence to dispute that.

The first season, the Packers won 10 games and lost one against opponents representing mostly nearby towns in northeastern Wisconsin and Michigan's Upper Peninsula.

The team conducted most of its practices that first year on a field next to the Indian Packing plant at the end of Morrow Street, but it played its eight home games at Hagemeister Park on an open field with no fence or bleachers. Calhoun "passed a hat," as did others, to



Calhoun



Lambeau

collect spare change and help cover expenses.

The Packers again played an independent schedule against mostly neighboring towns the next year and again dominated the competition, finishing 9-1-1.

Better yet, their financial outlook improved considerably.

C.M. "Neil" Murphy, a local typewriter salesman, was named business manager in July, and he organized a committee to build a fence around the Hagemeister playing field so the Packers could charge admission.

Thanks to the support of Indian Packing, the local Association of Commerce, local contractor Ludolf Hansen and fans who provided volunteer labor, construction of the fence began in late August and was completed before the first game in late September.

By mid-October, two large sections of bleachers were erected so fans would no longer have to stand along the sidelines to follow the action.

JOINING THE NFL

On Aug. 27, 1921, the year-old American Professional Football Association awarded a franchise to the Acme Packers of Green Bay during a league meeting in Chicago.

The Acme Packing Co., based in Chicago, had purchased Indian Packing eight months earlier. Less than a year later, the APFA would change its name to the National Football League.

Green Bay was now in the big leagues — sort of.

Most of the APFA's 21 members that second year were located in small hotbeds of football rather than big cities — places like Canton, Ohio, Hammond, Ind., and Rock Island, Ill.

Then again, compared to Green Bay, maybe those were big cities.

Green Bay was the smallest city in the league when it joined in 1921 other than Tonawanda, N.Y., which played one game on the road and folded. And except for a brief period in the mid- to late 1920s, Green Bay has remained the smallest city ever since.

Green Bay's population was 31,017, based on the 1920 U.S. Census. Not only was it the smallest city in the league, it was smaller than six other cities in Wisconsin, including Superior and Oshkosh.

MEN WHO INFLUENCED THE PACKERS' INFANCY

- **Earl "Curly" Lambeau:** Co-founder, first team captain, first star. Played from 1919-29 and was head coach through the 1949 season. Took control of the franchise in early 1922 and convinced other owners to allow Green Bay back into the league after it had been expelled for violating a league rule.
- **George Whitney Calhoun:** Co-founder and team's first manager in 1919. Set the schedule and passed the hat at home games that year. Also served as manager of the 1918 city team. Wrote about the Packers for the *Green Bay Press-Gazette*, where he worked for more than 40 years, at the same time he was serving the team in various capacities. He was secretary of the Packers into the 1940s, publicity director until 1947 and a member of the board of directors until his death in 1963.
- **Frank Peck:** President of Indian Packing Co. in 1919 and 1920, when it sponsored the Packers. Credited with giving Lambeau \$500 to buy uniforms and get the team started.
- **C.M. "Neil" Murphy:** Business manager of the Packers in 1920. Led the effort to build a fence around Hagemeister Park so the Packers could charge admission and make money.
- **John & J. Emmett Clair:** Brothers who ran Acme Packing Co. and the Packers in 1921, the team's first year in the NFL. J. Emmett represented Green Bay at the league meeting when it was granted a franchise in August 1921.
- **Andrew B. Turnbull:** Business manager and one of the owners of the *Press-Gazette* when he took a lead role in creating the Green Bay Football Corp. and rallying local businessmen to buy stock in the team in 1923. Served as the Packers' first president from September 1923 to June 1928.



1919



1921

No doubt to those who lived through it and also through the lens of history, it's almost incomprehensible that the Packers survived. Their 2018 season was their 100th, but until they were nudging toward 50 they were perpetually on their deathbed.

Take their first league season, for example.

The Packers pulled off a major coup when they signed lineman Howard "Cub" Buck, a veteran of the famous Canton Bulldogs. They won their inaugural league game against the Minneapolis Marines on Oct. 23, 1921. They were able to book games with the formidable Chicago Staleys (Bears) and Chicago Cardinals. And they finished with a winning record, 3-2-1.

But then scandal nearly doomed all that they had accomplished. On Dec. 4, 1921, in a non-league game against Racine billed as a battle for the state championship, the Packers used three Notre Dame players, with college eligibility remaining, under assumed names – and got caught. Less than two months later, Green Bay was booted from the league, albeit not for long.

Thanks to Lambeau's persistence and the impression Green Bay had made on other club owners during its first season, the Packers were reinstated at the next meeting in June.

Before their first league season was more than a week old, the Packers had cut ties with the debt-ridden Acme Packing Co., and were run for the rest of that season by J. Emmett Clair and his brother, John M. Clair, who had been an officer with Acme. In 1922, Lambeau and Calhoun headed a small group that organized the private Green Bay Football Club and took control of the franchise.

Plagued by limited resources and terrible weather, the new owners barely survived their first season.

A game against Columbus in early November was played in a driving rain and resulted in a loss of \$1,500 when the total rainfall for the day fell three one-hundredths of an inch short of the amount needed for the Packers to collect on their rain insurance. On Thanksgiving, a 12-hour rainfall ruined what was supposed to be Booster Day, contributing to a sparse crowd for a non-league game against Duluth and another financial disaster.

Club officials nearly canceled the game, but were persuaded to play by Andrew Turnbull, one of the owners of the *Press-Gazette*.

Nearly 25 years later in a three-part series, Calhoun wrote that Nov. 30, 1922, "marked a turning point in the history of the Packers." He said Turnbull promised that if club officials went ahead and played their game that day, he would get Green Bay's business community to rally behind the team once the season ended.

True to his word, Turnbull led the effort to create the nonprofit Green Bay Football Corporation before the start of the next season. The Packers were now a community-owned team. Their investors were their fans.

THE IRON MAN ERA

With an improved financial outlook, Lambeau was in position to expand his recruiting efforts and bolster his roster. Over the course of the 1921 and 1922 seasons, the Packers underwent a transformation where they replaced most of their local talent with players from big-time colleges or other pro teams.

As a result, they were highly competitive on the field from the beginning and, in turn, able to establish a firm foothold within the league. In 1927, when the NFL decided to cut its franchises almost in half and eliminate many of its smaller cities, Green Bay survived.

Then, before the 1929 season, it hit the jackpot.

The Packers signed three players off other NFL teams – halfback Johnny Blood, and linemen Cal Hubbard and Mike Michalske – who would lead them to three straight NFL championships and later be inducted into the Pro Football Hall of Fame.

To this day, the 1929-31 and 1965-67 Packers are the only teams to have won three straight NFL titles. The 1929-31 Packers did it when the championship was determined by league standings. The 1965-67 Packers did it under the league playoff system, which was implemented in 1933.

THE HUTSON PERIOD

While the Packers were in the process of winning the 1931 championship, they also were blindsided by what could have been a catastrophic event. In their second game, against the Brooklyn Dodgers, a local fan, Willard J. Bent, injured his back when a section of bleachers at City Stadium collapsed, and he fell nearly 10 feet to the ground.

Bent sued the Packers and was awarded roughly \$5,000 following a trial in February 1933. With the country in a deep depression, the Packers' insurance company went into bankruptcy before the claim could be adjusted, and the Green Bay Football Corp. went into receivership while it appealed the case in court.

Somehow the Packers survived the proceedings long enough to be saved, once again, by two seminal events.

The first was the creation of a new corporation, The Green Bay Packers, Inc., in January 1935 following a second stock sale. That corporation remains in existence today, although "The" was removed from the name in 1997.

The other was the signing of Don Hutson less than a month later. According to lore, Hutson actually signed two contracts, one with the Packers and the other with the Dodgers, but was awarded to the Packers by league president Joe Carr. Carr supposedly settled the dispute based on the times postmarked on the packages containing the contracts mailed by the two clubs.

In his second game as a pro, Hutson caught an 83-yard touchdown pass from Arnie Herber that gave the Packers a 7-0 victory over the Chicago Bears. When he retired 11 years later, Hutson owned 19 NFL records and had revolutionized what was then the position of offensive end.

With money in the bank and Hutson shredding defenses like no other player in the game, the Packers would win three more NFL titles under Lambeau: in 1936, 1939 and 1944.

But when Hutson retired following the 1945 season, hard times followed. The Packers became perennial losers for the first time, and they encountered one financial crisis after another.

The war between the NFL and the newly formed All-America Football Conference left them financially strapped and unable to sign their No. 1 draft picks in 1946 and 1947.

By Thanksgiving Day 1949, the Packers had to play an intrasquad game to raise enough money to finish the season. They drew 15,000 fans to City Stadium despite cold, blustery weather and raised approximately \$50,000, enough to pay the freight for their final three road games.

Meanwhile, the Packers also were losing money on their training quarters at Rockwood Lodge, located along the bay about 15 miles northeast of Green Bay, and Lambeau was immersed in a power struggle with several members of the board of directors.

Fortuitously for the Packers, the well-insured Rockwood was destroyed by fire Jan. 24, 1950. The other problems came to a head when Lambeau resigned a week later, ending his 31-year association with the franchise, to become head coach of the Chicago Cardinals.

SOLID FOOTBALL, SHAKY FINANCES, 1919-35

- The Packers enjoy a successful first season, winning 10 of 11 games, but the lack of an enclosed playing field prevents them from charging admission. The old minor league baseball park at Hagemeister had been torn down in late spring 1918. Thus, the Packers play their eight home games in 1919 on an open field with no fence or bleachers.
- All goes well on the field in the Packers' first season in what is now the NFL, but the *Green Bay Press-Gazette* reports a year later that the Clair brothers, who ran the team and the Acme Packing plant in Green Bay, lost \$3,800 over the course of the 1921 season.
- On Dec. 4, 1921, the Packers play Racine in a non-league game and pay three players from the University of Notre Dame to play under assumed names. The Packers get caught and get kicked out of the league in January 1922. Owners vote Green Bay back into the league six months later, but all teams are now required to post a \$1,000 guarantee against using college players, a hefty sum for Curly Lambeau's group to pay now that they no longer have a packing plant sponsoring them.
- A driving rain limits attendance to about 1,500 for a game on Nov. 5, 1922, against the Columbus Panhandles – the *Press-Gazette* reports a team needs to draw close to 3,000 just to break even – and leaves the Packers \$3,400 in debt six games into their NFL schedule. The Packers have rain insurance, but total rainfall falls three one-hundredths of an inch short of the amount needed to collect. That said, their 3-0 victory is huge. The Columbus owner is league president Joe Carr, and the Panhandles, in existence since 1907, are one of the most established teams in pro football.
- Fans organize Booster Day for Nov. 30, 1922, and it ends with a victory over Duluth in a non-league game at Hagemeister Park. But the game is another financial disaster due to another rainstorm. The crowd falls short of 1,500.
- While little Green Bay is emerging as a strong contender on the field, the 22-team NFL is working to eliminate franchises located in smaller cities as it looks forward to the 1927 season. With that in mind, the league's franchise guarantee is bumped from \$1,500 to \$2,500. Members of the Packers board and local businessmen meet at the *Green Bay Press-Gazette* and support club president Andrew Turnbull's pitch to come up with the money to keep Green Bay in the league.
- A local fan pays \$1 for a ticket to the Packers' game against Brooklyn on Sept. 20, 1931, injures his back when a set of bleachers collapses at City Stadium, and sues. In February 1933, a jury awards Willard J. Bent roughly \$5,000 in damages, and the Packers' insurance company is bankrupt and can't pay. The Packers have won three straight NFL titles from 1929-31, but the Green Bay Football Corp. is forced into receivership in August 1933 to protect its assets.



Hutson

RONZANI REGIME

Within a week after Lambeau's departure, the Packers hired Gene Ronzani, a former player and assistant coach with the Bears, to succeed him. Then, before the end of April, the Packers launched a third stock drive.

The stock sale would raise more than \$100,000 and put the franchise back on firmer footing. On the field, the losing prevailed and with two games remaining in the 1953 season, Ronzani was forced to resign.

BLACKBOURN TAKES OVER

The Packers hired Verne Lewellen, a local attorney and one of the stars of their 1929-31 championship teams, as general manager, and plucked Lisle Blackburn from Marquette University to become their head coach as part of a reshuffling of the organization in the winter of 1954.

The Packers compiled a disappointing 17-31 record during Blackburn's four years as coach, but they also secured their future during that period by building a new, football-only stadium and drafting what would be the nucleus of future championship teams.

On April 3, 1956, voters approved a referendum to fund construction of the stadium. It was dedicated on Sept. 29, 1957, and officially named Green Bay City Stadium. It was renamed Lambeau Field in 1965.

On Blackburn's watch, the Packers also drafted Forrest Gregg, Bart Starr, Paul Hornung, Jim Taylor and Ray Nitschke, all future Pro Football Hall of Famers.

Despite his shortcomings as a coach, Blackburn had a keen eye for talent — Vince Lombardi would hire him as a scout — and an able, young personnel director in Jack Vainisi, who had been hired by Ronzani and would play a part in luring Lombardi to Green Bay.



Vainisi

McLEAN MOVES UP

After Blackburn was fired following a 3-9 finish in 1957, likeable Ray "Scooter" McLean, backfield coach of the Packers since 1951, was hired as his replacement.

McLean lasted one season. He submitted his resignation under fire on Dec. 17, 1958, following a 1-10-1 finish, the worst in Packers history.

THE LOMBARDI ERA

The Packers' search for McLean's replacement lasted more than a month. Lambeau moved back to Green Bay and applied for the general manager post. Forest Evashevski, a highly successful coach at the University of Iowa, was brought to Green Bay for an interview, but declined the job. Other candidates were considered, as well.

Finally, at 3 p.m. on Jan. 28, 1959, Packers president Dominic Olejniczak announced that Vince Lombardi had accepted a five-year deal to become the team's coach and general manager. Six days later, Lombardi was officially introduced at a press conference at Green Bay's Hotel Northland where he declared, "I want it understood that I'm in complete command."



Olejniczak

Although Lombardi had been backfield coach of the New York Giants for eight years, he was relatively unknown in a sports world much different than today. Television was still in its infancy, pro football was largely viewed as a second-rate sport and few, if any, assistant coaches were household names.

As a result, a popular question in Green Bay at the time was: "Who the hell is Vince Lombardi?"

It didn't take long for people to find out.

In his first season, Lombardi went 7-5 and was named NFL Coach of the Year. In 1960, the Packers captured the Western Conference, only to lose to Philadelphia in the title game. That would be the last time Lombardi's Packers lost an NFL Championship Game.

They won five world titles in 1961, '62, '65, '66 and '67, including Super Bowls I and II. Over nine years, they compiled a glittering 98-30-4 record (.766) and won nine of 10 postseason games.

The Packers would be recognized as the Team of the '60s and as one of the great dynasties in NFL history. Lombardi would be glorified as one of the game's greatest coaches and be posthumously honored by having the Super Bowl trophy named after him.

BENGTSON PERIOD

Following the third consecutive title in 1967, Lombardi turned over the head-coaching duties to Phil Bengtson and one year later announced that he was leaving Green Bay to become coach/GM of the Washington Redskins. Bengtson coached the Packers from 1968-70, compiling a 20-21-1 record. He resigned in December 1970.

THE DEVINE DAYS

Dan Devine, one of the nation's most successful college coaches, succeeded Bengtson as head coach and general manager in January 1971. After settling for a 4-8-2 record during his first year, Devine and the Packers appeared on the road to new heights when 1972 produced a 10-4 record and the team's first Central Division title since 1967. But the Packers' Super Bowl hopes dissolved in the second half of 1973 and they slipped to 5-7-2. They continued their regression in 1974, going 6-8, and Devine resigned.

THE STARR TREK

Winner of a record five NFL championships as a starting quarterback, Bart Starr was the overwhelming choice of Packers fans to succeed Devine, and the executive committee complied by awarding him a three-year contract as head coach and general manager, Dec. 24, 1974. Starr asked for "the prayers and patience of Packer fans everywhere ... We will earn everything else."

Starr had only one season of experience as a coach — he was Devine's quarterbacks coach in 1972 — and things didn't turn out as he and Packers fans had hoped. He was handcuffed by a disastrous trade for aging quarterback John Hadl, which was agreed to by Devine just before the trade deadline of his final season. Having given up five prime draft picks in the Hadl deal, the Packers finished 4-10, 5-9 and 4-10 again in Starr's first three seasons. They raised hope with an 8-7-1 finish in 1978, but then couldn't get over the hump.

Over five more seasons, the Packers enjoyed only one winning record, a 5-3-1 finish in the strike-shortened 1982 season. Green Bay made the playoffs that year and beat the St. Louis Cardinals in a home playoff game, but when the Packers went 8-8 in 1983, Starr was fired the day following a disappointing 23-21 loss at Soldier Field to the rival Chicago Bears.



THE GREGG ERA

The Packers replaced Starr with another beloved player from the Lombardi era. On Dec. 24, 1983, Forrest Gregg, a former Starr teammate and one of the premier offensive tackles in football history, became the Packers' ninth head coach. Gregg had led Cincinnati into Super Bowl XVI following the 1981 season and his 19-6 record over the 1981-82 seasons was the best in pro football.

He started out with back-to-back 8-8 seasons as he tried to mold the roster in his own tough-guy image, but he went 4-12 and 5-9-1 in his final two years and resigned (Jan. 15, 1988) to become head coach at his alma mater, Southern Methodist University.



INFANTE SIGNS ON

On Feb. 3, 1988, after interviewing a host of candidates and having his preferred choice, Michigan State coach George Perles, accept the job and then back out, executive vice president of football operations Tom Braatz hired Lindy Infante as Gregg's successor. Infante, who had been the Cleveland Browns' offensive coordinator, was considered a shrewd play-caller, but except for a 10-6 finish in 1989, his teams largely struggled on offense and he was fired after four seasons.

Then, Braatz also had been fired and replaced by Ron Wolf, who was given the title of general manager and complete control over the Packers' football operation. Wolf was hired Nov. 27, 1991. Braatz had been hired prior to Gregg's final season as coach in a power-sharing arrangement and was fired one week before Wolf was hired.

The front-office overhaul was executed by Bob Harlan, who had been named president of the Packers prior to the 1989 season after serving the team for 18 years in several administrative roles. Harlan had joined the Packers when Devine was coach and general manager and had witnessed each coaching hire in the years since finish with a worse record than his predecessor.

In the 24 seasons since Lombardi had stepped down as coach, the Packers had finished with a winning record five times and qualified for the playoffs only twice. Harlan was determined to put an end to the drought.

Wolf began the process Dec. 22, 1991, by firing Infante.

THE HOLMGREN ERA

Wolf named Mike Holmgren, offensive architect of San Francisco's four-time Super Bowl champions, to succeed Infante, Jan. 11, 1992. Holmgren, sought by five other clubs, received a five-year contract. Next, Wolf traded for quarterback Brett Favre, who had played little in

his rookie season with Atlanta. But Wolf had rated Favre much higher than most NFL scouts while he was still working for the New York Jets and confidently rolled the dice. Not only hadn't the Packers won in 24 years, but their quarterback situation had been less than desirable for most of that time, as well.

Three games into the Wolf-Holmgren Era, Favre led the Packers to a stunning, last-minute victory over the Cincinnati Bengals at Lambeau Field. The next week, he made his debut as a starter and the Packers were headed in the right direction for the first time in a quarter-century. In **1992**, the Packers surprised the NFL with a 9-7 finish. Holmgren became only the third head coach in team history to register a winning record in his first season, and it was punctuated by a six-game winning streak, the team's longest since 1965.

Holmgren guided the Packers into the playoffs in **1993**, forging a second-straight 9-7 record. They also won their first playoff game in 11 years on a "Hail Mary" Favre-to-Sterling Sharpe pass in the final minute that eliminated Detroit, 28-24. They then fell at Dallas, 27-17, in the divisional round.

The Packers reached the playoffs again in **1994** and '95, only to be eliminated on two more occasions by the Cowboys. But the Favre-led Packers were on the upswing. After finishing 9-7 for a third straight time in 1994, they improved to 11-5 and won their first NFC Central Division title since 1972. They also advanced one more round in the playoffs, losing to Dallas in the NFC Championship Game in 1995 after getting bounced in the divisional round the year before. Two highlights of those seasons were holding the incomparable Barry Sanders to minus-1 yard on 13 attempts in a 16-12 playoff victory over Detroit at Lambeau Field following the 1994 season, and formally dethroning the defending Super Bowl champion San Francisco 49ers in their own stadium, 3Com Park, 27-17, in a 1995 NFC Divisional playoff.

Putting nearly three decades of disappointment emphatically behind them, the Packers rewarded their long-patient faithful in **1996**. Shunting aside eight of their first nine fops, they swept to a 13-3 record and their second straight division championship. Then, they captured their first NFL title since 1967, dispatching New England, 35-21, in Super Bowl XXXI at the Louisiana Superdome.

Displaying impressive consistency on both sides of the ball, they documented their superiority, outscoring three opponents 100-48 in a postseason sweep. Appropriately, the first two wins were before their Lambeau loyalists – a 35-14 divisional triumph over the 49ers and a 30-13 win over the upstart Carolina Panthers in the NFC title game.

In winning a 12th NFL championship, extending their own league record, the Packers joined an elite group of teams with three or more Super Bowls (Dallas, San Francisco, Pittsburgh, Oakland and Washington).

The Packers thus entered **1997** with an opportunity to win back-to-back Super Bowls for a second time – and came breathtakingly close to achieving their objective. Sweeping to a second consecutive 13-3 mark, they smothered the 49ers on a soggy, rain-swept afternoon in San Francisco, 23-10.

In a seesaw affair, Super Bowl XXXII in San Diego found the Packers trailing Denver at halftime, 17-14. Hopes of a repeat were high, however, when Favre engineered an 85-yard drive, knotting the contest, 24-24, early in the fourth quarter. But the Broncos later scored with only 1:45 remaining and a last-minute Packers drive fell short when Favre's pass for tight end Mark Chmura fell incomplete inside the Denver 20, with only 28 seconds left, sealing the Broncos' 31-24 win.

A third straight Super Bowl trip, a realistic goal at the outset, eluded the Packers in **1998**, their 80th season. Historic accomplishment, however, did not, as they advanced to the playoffs for the sixth year in a row, a team record, while posting a seventh consecutive winning season. They set another team record by stretching their Lambeau Field winning streak to 25 games – the second longest in NFL history – before falling to the Minnesota Vikings on Oct. 5. They finished 11-5, equaling another team standard by posting a double-digit victory total for the fourth consecutive year (11-5 in 1995, 13-3 in both 1996 and 1997). The only other time Green Bay had strung together four seasons of 10-plus wins was 67 years earlier – Lambeau's triple NFL championships of 1929-32 (12-0-1 in 1929, 10-3-1 in 1930, 12-2 in 1931 and 10-3-1 in 1932).

In the wake of these considerable achievements, the Packers' season came to a dramatic and painful end in an NFC Wild Card game at San Francisco, when a 27-23 lead abruptly dissolved into a 30-27 49ers

victory. Steve Young's 25-yard touchdown pass to Terrell Owens sealed the game with just three seconds left.

Only five days later, Holmgren resigned to become head coach and director of football operations for the Seattle Seahawks.



THE RHODES SEASON

Moving swiftly, Wolf tabbed Ray Rhodes, former Eagles head coach and Green Bay defensive coordinator, as the Packers' 12th head coach, Jan. 11, 1999. The Packers launched **1999** under Rhodes in breathtaking fashion, winning three of the first four games in the last minute. Fate, however, suddenly stopped smiling as Green Bay (8-8) missed the playoffs for the first time since 1992, ending seven straight winning seasons. Saying the Packers lacked the needed toughness and fire, Wolf relieved Rhodes soon after the season finale.

THE SHERMAN TENURE

After searching more than two weeks, Wolf surprised many NFL observers by naming Mike Sherman as the Packers' 13th head coach, Jan. 18, **2000**. As recently as the 1997-98 seasons, Sherman had served as the Packers' tight ends/assistant offensive line coach. Sherman finished 9-7, but out of the playoffs his first season. Soon thereafter, on Feb. 1, 2001, Wolf retired as the team's executive vice president and general manager, and Harlan quickly named Sherman to replace Wolf. Sherman became the first head coach with the GM title since Starr in 1980.

Wolf's impressive nine-year tenure included 101 total victories (including eight in the playoffs) and the NFL's best regular-season record (83-45) since the 1993 advent of free agency.

Sherman returned the Packers to the playoffs in **2001** and again in **2002**, when they tied for the league's best record at 12-4. But they lost in the second round of the playoffs in 2001 and the first round in 2002.

In **2003**, the Packers appeared destined to reach the NFC Championship Game, if not the Super Bowl, when they won their final four regular-season games, including an inspiring 41-7 victory over Oakland engineered by a heavy-hearted Favre following the death of his father. The following week, Green Bay captured an improbable division title in the last two minutes of the season, when Arizona upset Minnesota and the Lambeau Field crowd broke the news to the Packers.

But Donovan McNabb led the Philadelphia Eagles to a come-from-behind, 20-17 overtime win to end an emotional Packers run in the divisional playoffs.

Not to be forgotten, the 2003 season included changes to three of the most-revered records in Packers history (Gregg's 33-year-old consecutive-games streak, broken by Favre; Taylor's 41-year-old season rushing record, surpassed by Ahmad Green; and Hutson's 58-year-old career scoring mark, eclipsed by Ryan Longwell).

The Packers won a third straight NFC North title under Sherman in **2004**, but lost to Minnesota in a Wild Card playoff at Lambeau.

On Jan. 14, 2005, Harlan restructured the team's football operations, naming Ted Thompson general manager, with full authority over football decisions. Harlan said he based the decision on his belief in a preferred structure – separate individuals for the GM and head-coach positions.

The Packers crumbled to a 4-12 mark in **2005** and Thompson dismissed Sherman.

He made the announcement on Jan. 2, 2006, saying it was time for a new face to lead the team.

THE MCCARTHY ERA

Thompson underwent an intensive nine-day search to tab Mike McCarthy the franchise's 14th head coach (Jan. 12, 2006).

McCarthy guided the Packers to a four-game winning streak to close his first season as head coach with an 8-8 record in **2006**, finishing percentage points behind the Giants for the NFC's last postseason spot.

The NFL's youngest club carried that momentum into **2007**, winning its first four games and ultimately tying the then-franchise record for regular-season victories with a 13-3 mark.

With Joe Philbin taking over as offensive coordinator, Ryan Grant emerging at midseason as a feature back, and Favre enjoying a brilliant final season in Green Bay, the offense finished second in the league, its highest ranking since 1983.

Grant then posted franchise playoff records of 201 rushing yards and three touchdowns in a 42-20, snow-filled NFC playoff triumph



over Seattle at Lambeau.

In the third-coldest game in NFL championship history, with a temperature of minus 1 and wind chill of minus 23 at kickoff, Green Bay fell at home, 23-20, in overtime to the New York Giants in the NFC Championship Game.

In **2008**, the torch was passed to Aaron Rodgers from Favre, who retired in March with virtually every significant NFL passing record, un-retired in July and was traded to the New York Jets during the first week of training camp. Rodgers became just the second quarterback in league history to pass for more than 4,000 yards in his first season as a starter.

On defense, the team set a franchise record with seven touchdowns, including six on interception returns, leading to Pro Bowl berths for three-fourths of the starting secondary in Nick Collins, Charles Woodson and Al Harris. But the team lost seven games by four points or less and finished with a 6-10 record.

That led to a series of changes on the coaching staff, most of them on defense, as McCarthy hired Dom Capers as his new defensive coordinator. The players responded in **2009**, climbing all the way to No. 2 in the league in yards allowed and No. 1 against the run for the first time in team history, setting a franchise record for the fewest rushing yards allowed per game (83.3).

That defensive prowess was highlighted by Woodson winning NFL Defensive Player of the Year, rookie Clay Matthews leading the team in sacks, and Collins joining both as Pro Bowl honorees. Combined with another dynamic season on offense, in which the team set a new franchise record for points (461), the Packers won seven of their final eight regular-season games to finish 11-5 and earn an NFC Wild Card playoff berth.

Rodgers earned his first Pro Bowl nod and threw for a Green Bay postseason-record 423 yards and record-tying four TDs as he rallied the Packers from a 21-point second-half deficit but came up short, dropping a 51-45 overtime heartbreaker in Arizona, the highest-scoring postseason game in NFL history.

The team got out to a 3-1 start in **2010**, but injuries to key players mounted. By season's end, the Packers would place 15 players on the season-ending injured list.

Despite the injuries, the Packers never blinked. Defensively, they ranked No. 2 in the NFL in scoring defense at 15.0 points per game. Matthews, who racked up 13½ sacks, was voted a Pro Bowl starter and a consensus first-team All-Pro and was named the league's defensive player of the year by various publications. In the secondary, Woodson set career highs in tackles and forced fumbles, becoming the team's emotional leader throughout. His counterpart at corner, Tramon Williams, led the team with six interceptions, earning his first bid to the Pro Bowl, where he was joined by Collins, who was chosen for the third consecutive year.

The Packers became the first team since the AFL-NFL merger in 1970 to never trail a game by more than seven points over an entire season. They finished with a 10-6 record and secured the sixth and final seed in the NFC's playoff bracket.

The Packers won the Wild Card game at Philadelphia by a score of 21-16. The following week they traveled to Atlanta and beat the top-seeded Falcons, 48-21, on the strength of a near-flawless display of quarterbacking by Rodgers (31 of 36 for 366 yards and three TDs).

For the NFC championship, the Packers beat their division rival, the Chicago Bears, 21-14, as the defense forced three Chicago turnovers.

The Super Bowl pitted the Packers against the AFC champion Pittsburgh Steelers. The Packers stormed out to a 21-3 lead in the first half, with two touchdowns coming off the arm of Rodgers and one on an interception return by Collins. Under circumstances reflective of the entire season, the Packers were forced to overcome injuries, as veteran stalwarts Driver and Woodson were both ruled out of the game late in the first half.

The Steelers fought their way back, but a forced fumble by Matthews at the start of the fourth quarter led to another Rodgers touchdown pass. Forcing a turnover on downs on Pittsburgh's final drive, the Packers won the franchise's fourth Super Bowl, 31-25.

Despite no offseason program and an abbreviated training-camp schedule due to the work stoppage, the Packers recorded a franchise-



best 15-1 record in **2011**, becoming just the sixth team in NFL history to reach the 15-win plateau, and when combining the start of 2011 with the six wins that closed out 2010, the 19-game winning streak was the longest in team history and second longest in league annals.

Rodgers earned the league's Most Valuable Player award and consensus first-team All-Pro honors from almost every major publication after posting an NFL-record 122.5 cumulative passer rating. In the postseason, Green Bay lost to the eventual Super Bowl champion New York Giants in the divisional round, 37-20.

In **2012**, the club recovered from a 2-3 start to win nine of the final 11 games and back-to-back NFC North titles. Matthews became the first player in franchise history to be named to the Pro Bowl in each of his first four seasons in the league.

After winning the Wild Card matchup with the division-rival Minnesota Vikings, the Packers fell, 45-31, to San Francisco.

The Packers welcomed the **2013** campaign and an upgraded facility that was highlighted by the addition of 6,700 new seats.

Despite being besieged by injuries to key players, including losing Rodgers for seven games due to a broken collarbone, Green Bay won the division for the third straight year after beating the Bears in Week 17.

The Packers' season would end at Lambeau Field in the Wild Card game, as San Francisco kicked a game-winning 33-yard field goal as time expired.

After road losses in two of the first three games of the **2014** season, the Packers won 11 of the final 13 games to finish 12-4, including 8-0 at home. Green Bay's fourth consecutive division title was led by Rodgers, who earned NFL MVP honors from AP for the second time in his career.

The Packers' home success during the regular season continued with a 26-21 win over the Dallas Cowboys in the divisional round. The season came to an end the following week in Seattle after the Seahawks rallied in the final minutes of the fourth quarter to beat the Packers, 28-22, in overtime.

In **2015**, the Packers started 6-0 for just the fourth time since 1945. Green Bay honored Favre by unveiling his name and retired No. 4 during halftime of the Packers' first home Thanksgiving game since 1923. The Packers had an up-and-down last 10 games to finish with a 10-6 record and the No. 5 seed in the postseason.

After a 35-18 victory at Washington, Green Bay faced the Cardinals nearly three weeks after losing at Arizona. After a back-and-forth game, Rodgers heaved a pass to the end zone that WR Jeff Janis leaped to grab and the game went into overtime. For the second consecutive year, Green Bay's season would end on the first possession of overtime as Arizona went 80 yards in three plays to score a touchdown and win, 26-20.

The offseason saw Favre elected to the Pro Football Hall of Fame. After starting the **2016** season 3-1, the Packers dropped five of the next six games to sit at 4-6. A road Monday night victory at Philadelphia started a six-game winning streak that was the longest by the Packers to end a regular season since 1941 (nine games).

The NFC North-champion Packers beat the New York Giants at home, 38-13, in the Wild Card round and used two 50-plus-yard field goals from Mason Crosby in the final minutes to win, 34-31, at Dallas. Green Bay appeared in an NFC-leading fourth NFC Championship Game since 2007, but lost, 44-21, at Atlanta.

Green Bay opened the **2017** season with a 4-1 record, marking their fourth time under McCarthy that the Packers won at least four of their first five games. In Week 6, the season changed as the Packers lost Rodgers to a collarbone injury that would only allow him to play in one more game the rest of the season. Brett Hundley would step in to lead the Packers.

After three consecutive losses dropped Green Bay to 4-4, Hundley would lead the Packers to wins in three of the next five games. With playoff hopes still alive, Rodgers returned in Week 16, but the Packers fell seven points short of the Panthers. Hundley finished out a season that ended with a 7-9 record.

The offseason brought a slew of changes. Thompson transitioned to a role as senior advisor to football operations while Brian Gutekunst was named general manager and Russ Ball was promoted to executive



A UNIQUE FRANCHISE

- **No owner** (last remaining publicly owned pro sports team, 5,011,554 shares, 360,564 stockholders, none of whom receive dividend on initial investment).
- Team plays in major sports' **smallest TV market** – 69th (Buffalo, 53, is closest).
- Packers have 19 playoff appearances in last 26 years, and have won **most NFL titles** (13) in league history.
- Green Bay has **27 Pro Hall of Famers**, second most in league.
- Team has **averted four financial collapses**: 1921, 1922, 1933 and 1949. Other than after the 1921 season, the community rescued the team.
- In a century of franchise movement, only 10 other pro sports teams – none in football – have held **same moniker in same location** longer (nine baseball, one hockey).
- Only two other pro sports venues have been in continuous use longer than **Lambeau Field** (1957) – Boston's Fenway Park (1912) and Chicago's Wrigley Field (1916).
- With **season-ticket holders** from all 50 states, as well as Washington, D.C., Canada, Japan and Australia, the team's waiting list has nearly 100,000 names on it. People who were recently awarded season tickets put their names on the waiting list in the mid-1970s.
- Packers have the most **fans** in the league based on recent Harris polls, merchandise sales and website attraction.
- Before radio, when the Packers played on the road, hundreds of fans would gather at Turner Hall, the old Elks Club or the Columbus Club to follow the play-by-play delivered from the visiting city via telegraph reports.
- Packers were first team to open a **hall of fame** and museum (1967).

vice president/director of football operations. McCarthy also revamped his coaching staff with numerous changes, including welcoming back Joe Philbin as offensive coordinator and hiring Mike Pettine as defensive coordinator.

The **2018** season started with a come-from-behind victory over the Bears that was fueled by a hobbled Rodgers.

Green Bay's 100th season would be the last for McCarthy. After going 3-7-1 in the next 11 games, the Packers parted ways and named offensive coordinator Philbin as interim head coach. Green Bay finished 2-2 in the final four games for an overall record of 6-9-1.

THE LAFLEUR ERA

On Jan. 8, 2019, Matt LaFleur was named the 15th head coach in franchise history. He brought 10 years of coaching experience in the NFL and 17 overall to Green Bay, having previously served as an offensive coordinator in 2017-18 (Tennessee Titans, 2018; Los Angeles Rams, 2017) and a quarterbacks coach for seven years (Atlanta Falcons, 2015-16; Notre Dame, 2014; Washington Football Team, 2010-13).

The Packers not only brought in a new coach in **2019**, but Gutekunst also added veteran LBs Za'Darius Smith and Preston Smith as well as S Adrian Amos and G/T Billy Turner, who would all become key contributors.

Green Bay came out strong as LaFleur joined Lombardi as the only head coaches in franchise history to win their first three NFL games. After a loss to Philadelphia in Week 4, the Packers reeled off four straight wins and LaFleur became the 19th NFL head coach and the first since Jim Harbaugh in 2011 to win at least seven of his first eight games.

The Packers fell on the road in two of the next three contests to the Los Angeles Chargers and San Francisco 49ers, but responded by winning their final five games to secure a 13-3 record and the No. 2 seed in the NFC. It tied the fourth-longest winning streak to end a regular season in team history as LaFleur led the biggest one-year win improvement in franchise annals (plus-seven wins).

Green Bay won its first NFC North title since 2016 and finished 6-0 in the division for just the second time (2011) since the league went to a divisional format in 1967. LaFleur became the first coach in franchise history to lead his team to the postseason in his first season and the first head coach in team history to lead the Packers to a division title in his first season.

The Packers defeated the Seattle Seahawks in the divisional round, 28-23, to advance to their first NFC title contest since 2016. That would be as far as Green Bay would go as the Packers lost, 37-20, to the 49ers in the NFC Championship Game.

RB Aaron Jones enjoyed a breakout season, registering a franchise-best 23 total touchdowns (including playoffs). T David Bakhtiari and Rodgers were original selections to the Pro Bowl and WR Davante Adams, DL Kenny Clark and Z. Smith were named to the Pro Bowl as injury replacements. It was the most Pro Bowlers for the Packers since five were selected in 2015.

The **2020** season was unlike any seen by the sports world. A global health pandemic known as COVID-19 dramatically changed how team sports operated. The normal in-person NFL offseason was switched to a virtual program for the spring. Teams would first report to their facilities for in-person practice and meetings in late July for training camp, and all preseason games were canceled. For training camp and most of the regular season, practices and games took place in front of empty stands.

The Packers would adapt and find a way, opening the regular season with four consecutive wins and scoring 30-plus points in each contest to tie the second-longest streak in team history (seven games in 1963). Green Bay would match the four games with 30-plus points later in the season (Weeks 11-14) to mark the first time in franchise history that the Packers had two separate streaks of four straight games with 30-plus points in a season.

Green Bay's first adversity came over the next three games, with the Packers falling at Tampa Bay and at home against Minnesota with a win at Houston in between. The Packers recorded back-to-back wins over San Francisco and Jacksonville before an overtime loss at Indianapolis.

That would be the final regular-season defeat for Green Bay, as it reeled off six straight wins to finish the season, marking only the second time in team history (1996-97) that the Packers had ended the regular season on a winning streak of five-plus games in back-to-back years (five in 2019). Green Bay finished with the same record as in 2019, 13-3, marking just the second time in team history that the Packers won 13-plus games in back-to-back seasons (13-3 in both 1996 and 1997).

Green Bay won the NFC North for the second consecutive season, and the 11-1 (.917) record in division games in LaFleur's first two seasons was the best two-year division record for Green Bay since going 11-1 in 2011-12. Dating back to 1967, it was only the second time the Packers had lost one or fewer division games over a two-year span.

Rodgers led an offense that scored the second-most points in a season (509) in team history (560 in 2011) and joined Favre (1995-97) as the only Packers to win the AP MVP three times (2011, 2014, 2020). Rodgers' NFL-leading 121.5 passer rating was the second-highest single-season mark by a quarterback in NFL history, trailing only his 122.5 rating in 2011.

The three-time MVP was not the only one to have a monster year as seven Packers were named to the Pro Bowl (Adams, CB Jaire Alexander, Bakhtiari, G Elgton Jenkins, Jones, Rodgers and Z. Smith), including six who were named starters (all but Jones), giving Green Bay the most starter selections since it had eight in 1967. The Packers had six players named All-Pro by AP (Alexander, Z. Smith) including four first-team selections (Adams, Bakhtiari, C Corey Linsley, Rodgers) which were the most by Green Bay since 1967 (six).

Adams had a historically great season, setting the franchise record for receptions in a season with 115 and tying WR Sterling Sharpe (1994) for the most receiving TDs in a season with 18 (tied for No. 3 in NFL history). Adams also became the first player in NFL history to have 15-plus TD receptions and average 95-plus receiving yards and eight-plus receptions per game.

After a regular season in which Green Bay earned the No. 1 seed in the NFC for the third time since 1990 (1996, 2011), the Packers beat the Los Angeles Rams to earn a trip to the NFC title game for the ninth time since the 1970 AFL-NFL merger and the fourth time since 2014 (2014, 2016, 2019), the most in the NFC over that span. It was the third time (1996 and 2007) that Lambeau Field hosted the NFC Championship. It also marked the first time since 1995-97 that Green Bay appeared in consecutive NFC title games. But the road would end there as the Buccaneers defeated the Packers, 31-26.



PACKERS TIMELINE

1919

- Packers organized over course of two meetings in editorial rooms of *Green Bay Press-Gazette* (Aug. 11 and 14). Indian Packing Co. of Green Bay sponsors team its first two seasons.

1921

- J. Emmett Clair granted American Professional Football Association franchise for Green Bay in the name of Acme Packing Co. (Aug. 27). Within a week of first league game, Packers cut ties with financially strapped Acme Packing.
- Packers-Bears series launched at Chicago (Nov. 27). Packers lose, 20-0, to Chicago Staleys, who would change their name to Bears the next season.

1922

- Green Bay's franchise ousted from APFA during league meeting in Canton, Ohio (Jan. 28), for using college players under assumed names in non-league game against Racine at end of 1921 season.
- Green Bay readmitted (June 24) during league meeting in Cleveland. Private Green Bay Football Club is awarded franchise. At the same meeting, APFA changes its name to National Football League.
- With Green Bay's franchise deeply in debt following a weather-plagued season, local football boosters meet at Elks Club (Dec. 7) and set in motion plans for stock sale to save franchise. Local attorney John Kittell presides and appoints committee of Andrew B. Turnbull, Lee Joannes, Fred Hurlbut, Ray Tilkins and George De Lair to organize the sale. Publicly owned Green Bay Football Corporation emerges.

1925

- Packers dedicate City Stadium with 48-6 non-league victory over Iron Mountain All-Stars (Sept. 13).
- Packers beat Bears for first time (Sept. 27) before record Green Bay crowd of 5,389 at City Stadium.

1928

- Little Green Bay's surprise 7-0 victory over N.Y. Giants in first trip to the "Big City" (Oct. 23) creates huge buzz and glowing coverage from large metropolitan newspapers.

1929

- Packers announce signings of veterans Cal Hubbard (July 31), Johnny Blood (Aug. 27) and Mike Michalske (Sept. 4). Finish 12-0-1 and win first NFL title.

1930

- Packers win second straight NFL title with 10-3-1 record.

1931

- Fan injures back when bleachers collapse at City Stadium during game against Brooklyn (Sept. 20) and eventually receives close to \$5,000 in lawsuit that forces Packers into receivership during appeal process.
- Packers become first team to win three straight NFL titles, finish with 12-2 record.

1933

- Local CPA Frank Jonet appointed receiver by Judge Henry Graass (Aug. 15) in effort by Green Bay Football Corp. to conserve its assets.

1935

- Newly organized Green Bay Packers, Inc., files articles of incorporation with state of Wisconsin (Jan. 26). Officers elected at organizational meeting (Jan. 29).
- Packers sign end Don Hutson from University of Alabama (Feb. 19), three days before making an official announcement.

1936

- Packers make Russ Letlow, University of San Francisco guard, their No. 1 choice in first NFL Draft (Feb. 8).
- Packers win fourth NFL championship, first under playoff system. Team posts 11-1-1 record, defeating Boston Redskins for title at New York's Polo Grounds, 21-6, after George Preston Marshall moves game (Dec. 13).

1938

- Packers win Western Division championship, lose to Giants in NFL title game at New York, 23-17 (Dec. 11).

1939

- Packers repeat for Western Division title, rout Giants in title game at Milwaukee, 27-0 (Dec. 10).

1941

- Packers tie Bears for Western Division title, fall to Bears in Chicago playoff, 33-14 (Dec. 14).

1944

- Ted Fritsch scores both touchdowns, Packers beat Giants, 14-7, at New York's Polo Grounds for sixth NFL title (Dec. 17).

1945

- Don Hutson catches four TD passes, kicks five PATs in second quarter against Detroit at Milwaukee, sets all-time single-quarter scoring record (29 points), Packers win, 57-21 (Oct. 7).

1949

- Packers play Thanksgiving intrasquad game at (old) City Stadium, raise close to \$50,000 to stay afloat financially (Nov. 24).
- Packers dip to all-time low under Curly Lambeau, 2-10-0 (they were 3-9-0 in 1948).

1950

- Lambeau resigns to become vice president, head coach of Chicago Cardinals (Feb. 1).
- Gene Ronzani, ex-Bears star, named head coach, vice president (Feb. 6).
- Packers launch stock drive (April 12) that raises more than \$100,000 and puts team on sound financial basis.

1953

- Packers debut in new Milwaukee County Stadium (Sept. 27).
- Ronzani forced to resign (Nov. 27) with two games remaining and Packers in last place with 2-7-1 record; Hugh Devore and Ray "Scooter" McLean named interim co-coaches.

1954

- Lisle Blackburn named third head coach (Jan. 7).

1957

- City Stadium (renamed Lambeau Field in 1965) completed just in time for season opener, dedicated (Sept. 29) with 21-17 victory over Bears.

1958

- Packers announce firing of head coach Lisle Blackburn and hiring of Ray "Scooter" McLean as his replacement (Jan. 6).
- Dominic Olejniczak elected seventh president of Green Bay Packers, Inc. (April 28).
- McLean resigns after worst year in Packers history with 1-10-1 record (Dec. 17).

1959

- Vince Lombardi, offensive assistant of N.Y. Giants, named Packers' head coach and GM (Jan. 28).
- Packers post first winning season (7-5) in 12 years.

1960

- Packers win Western Division crown, first since 1944, but lose to Eagles in NFL title game, 17-13 (Dec. 26).
- Paul Hornung scores 176 points, an NFL record until 2006.

1961

- Packers rout N.Y. Giants, 37-0, for seventh NFL championship, first title game ever played in Green Bay (Dec. 31).

1962

- Packers beat Giants at Yankee Stadium, 16-7, for second straight league crown (Dec. 30).

1965

- E.L. "Curly" Lambeau, Packers' founder and first coach, dies at age 67 (June 1); stadium renamed Lambeau Field (Sept. 11).
- Packers defeat Baltimore Colts, 13-10, at Green Bay in sudden-death Western Conference playoff (first overtime in team history) on Don Chandler's 25-yard field goal at 13:39 of overtime (Dec. 26).

1966

- After removing four inches of snow at Lambeau Field, Packers beat Cleveland Browns, 23-12, for ninth NFL title (Jan. 2).

1967

- Game-ending end-zone interception by Tom Brown enables Packers to down Cowboys, 34-27, in Dallas for second straight NFL title (Jan. 1, 1967).
- Packers defeat AFL's Chiefs, 35-10, at Los Angeles in first Super Bowl (Jan. 15).
- Packers win "Ice Bowl," edge Cowboys, 21-17, for third consecutive NFL title; Bart Starr's last-minute, 1-yard sneak wins game in minus-13 temperature (Dec. 31).

14 TIMES WORLD CHAMPIONS?

The Packers won their first three NFL championships (1929-31) based on the league's final standings. In 1933, the league divided its 10 teams into two divisions and the two winners faced each other to settle the championship.

In 1932, there was an unofficial championship game won by the Chicago Bears, 9-0, over the Portsmouth Spartans. Had the NFL counted ties then like they do now, the Packers would have won a fourth straight title.

Since 1972, ties have counted as a half-win. From 1921-71, ties weren't included in a team's winning percentage.

In 1932, the Chicago-Portsmouth game was counted in the final standings. But had ties counted as a half-win, there would have been no need for an extra game.

UNDER 1932 RULES			UNDER CURRENT RULES						
Chi. Bears	7	1	6	.875	Green Bay	10	3	1	.750
Green Bay	10	3	1	.769	Portsmouth	6	1	4	.727
Portsmouth	6	2	4	.750	Chi. Bears	6	1	6	.692

PACKERS CHRONOLOGY

COMMUNITY

ADMIN. & COACHES

VETERANS

DRAFT & FREE AGENTS

2020 REVIEW

CHRONOLOGY

LAMBEAU FIELD

MISC.

1968

- Packers beat Oakland, 33-14, in second Super Bowl at Miami, (Jan. 14); contest is first-ever \$3 million game.
- Lombardi steps down as Packers head coach, stays as general manager; Phil Bengtson named coach (Feb. 1).

1969

- Lombardi resigns to become part-owner, executive vice president and head coach of Washington (Feb. 5); Bengtson named Packers' GM.

1970

- Lombardi dies at age 57 (Sept. 3).
- Bengtson resigns (Dec. 21).

1971

- Dan Devine, University of Missouri coach, named Packers head coach and general manager (Jan. 14).

1972

- Packers win first division title since 1967 (10-4), but lose in Divisional playoff at Washington, 16-3 (Dec. 24).

1974

- Devine resigns (Dec. 16), following 5-7-2 mark in 1973 and 6-8-0 in 1974.
- Bart Starr, who quarterbacked Packers to five NFL titles in seven years during 1960s, named head coach and GM (Dec. 24).

1982

- Judge Robert J. Parins elected Packers president (May 31), succeeding Dominic Olejniczak, becoming first full-time chief executive in team's history.
- Packers build 55,000-square-foot indoor facility.

1983

- Packers make playoffs for first time since 1972, defeat St. Louis in first round (41-16, Jan. 8, 1983) before losing to Dallas (37-26, Jan. 16).
- Starr released as head coach (Dec. 19).
- Former Packers great Forrest Gregg named head coach (Dec. 24), agreeing to five-year contract.

1985

- Packers build 72 private boxes at Lambeau Field, increasing stadium seating capacity to 56,926.

1986

- Packers report first \$2 million annual profit in their history (\$2,029,154).
- Green Bay Packers Foundation, vehicle to assure continued contributions to charity, established (Dec. 30).

1987

- Fred N. Trowbridge, longtime Packers treasurer and executive committee member, dies (March 14).
- Packers report first-ever \$3 million profit (\$3,018,000).

1988

- Gregg resigns to become head coach at alma mater, Southern Methodist University (Jan. 15).
- Lindy Infante, Browns offensive coordinator, named Packers head coach, agreeing to five-year contract (Feb. 3).

1989

- Judge Robert J. Parins retires as president of Packers Corporation, elected honorary chairman of the board (June 5).
- Bob Harlan elected president and chief executive officer of Packers Corporation, succeeding Judge Parins (June 5).
- Packers announce plans for construction of 1,920 club seats – a "first" for Lambeau Field – in south end zone, and 36 additional private boxes, at projected cost of \$8,263,000 (Aug. 22).

1990

- Packers extend Infante's contract two years – through the 1994 season (Jan. 16).

1991

- Michael R. Reinfieldt, former Pro Bowl safety and Los Angeles Raiders executive, becomes Packers' first chief financial officer (Jan. 7).
- Names of Packers' Pro Football Hall of Famers placed on walls of Lambeau Field's private boxes with team's championship years emblazoned in the south end zone.
- Tom Braatz, executive vice president of football operations, relieved of his duties (Nov. 20).
- Ron Wolf, N.Y. Jets director of player personnel and veteran of 29 years as pro football scout and executive, named executive vice president and general manager by Harlan, with full authority over Packers' football operation (Nov. 27).
- Infante relieved as head coach by Wolf (Dec. 22).

1992

- Mike Holmgren, offensive coordinator of San Francisco 49ers, named by Wolf as 11th head coach in Packers history (Jan. 11).
- Wolf deals first-round draft pick to Atlanta for quarterback Brett Favre (Feb. 11).
- Holmgren becomes only third head coach in Packers history to have winning record in his first season (9-7).

1993

- Packers sign most sought-after free agent, Reggie White (April 8).
- Treasurer John R. Underwood reports then-record corporation profit of \$4.96 million before booking of \$4.1 million for share of NFL litigation with players (May 26).
- New 20,500-square-foot addition to Packers' training quarters, housing 84-by-70-foot gymnasium and new PR and marketing offices, completed in July.
- LeRoy Butler invents "Lambeau Leap" and Packers shut out Los Angeles Raiders, 28-0, in minus-22 degree wind chill, gain playoff berth for first time since 1982 (Dec. 26).

1994

- Packers defeat Detroit Lions in NFC Wild Card contest, 28-24, for first postseason victory since January 1983 (Jan. 8).
- Packers extend contract of Wolf as executive vice president/general manager for three additional years, through 1999 (March 31).
- Harlan announces plans to construct 90 additional private boxes and auxiliary press box in Lambeau Field's north end zone in 1995 (April 21).
- The Don Hutson Center, Packers' new, \$4.67 million indoor practice facility, dedicated (July 18).
- Harlan announces that, beginning with 1995 season, Packers will leave Milwaukee and play their entire 10-game home schedule at Green Bay's Lambeau Field (Oct. 12).
- Packers end 62-year Milwaukee stay on winning note, beating Atlanta at County Stadium, 21-17 (Dec. 18).
- Mounting 28-6 halftime lead, Packers top Tampa Bay, 34-19, qualify for NFL playoffs for second year in a row. In process, close season with 9-7 record, thus posting third consecutive winning campaign for first time since 1965-67 (Dec. 24).
- Packers defeat Detroit in NFC Wild Card game, 16-12, recording franchise's 15th postseason win (Dec. 31).

1995

- Injured WR Sterling Sharpe, Green Bay's career receptions leader at the time, is released "with reluctance" (Feb. 28).
- Construction of 90 additional private boxes in Lambeau Field's north end zone is completed (August).
- Packers defeat Pittsburgh Steelers, 24-19, at Lambeau Field in regular-season finale (Dec. 24), clinch first NFC Central Division championship since 1972.
- Packers beat Falcons, 37-20, in NFC Wild Card game, maintain team's best (9-0) home playoff record (Dec. 31).

1996

- Packers stun defending Super Bowl champion San Francisco, 27-17, in Divisional playoff at 49ers' 3Com Park (Jan. 6).
- Treasurer John R. Underwood reports then-record organization profit of \$5,440,628 at annual stockholders' meeting (May 29).
- Packers complete \$4 million Lambeau Field project in August, installing second replay board and two new scoreboards to fully enclose stadium.

1976 ALL-TIME TEAMS

IRON MAN ERA TEAM

Don Hutson.....	End
Milt Gantenbein.....	End
Robert "Cal" Hubbard.....	Tackle
Mike Michalske.....	Guard
Charley Brock.....	Center
Charles "Buckets" Goldenberg.....	Guard
Buford "Baby" Ray.....	Tackle
Larry Craig.....	Blocking Back
Johnny Blood.....	Halfback
Tony Canadeo.....	Halfback
Clarke Hinkle.....	Fullback

MODERN ERA TEAM

Offense	Defense
Boyd Dowler... Wide Receiver	Willie Davis.....End
Bob Skoronski..... Tackle	Henry Jordan..... Tackle
Fred "Fuzzy" Thurston... Guard	Dave Hanner..... Tackle
Jim Ringo.....Center	Lionel Aldridge.....End
Jerry Kramer..... Guard	Dave Robinson.....Left LB
Forrest Gregg..... Tackle	Ray Nitschke.....Middle LB
Ron Kramer.....Tight End	Fred Carr.....Right LB
Max McGee..... Wide Receiver	Herb Adderley.....Left CB
Bart Starr..... Quarterback	Bob Jeter.....Right CB
Paul Hornung...Running Back	Willie Wood.....Safety
Jim Taylor.....Running Back	Bobby Dillon.....Safety

Specialists: Punter - Dick Deschaine, Kicker - Don Chandler
Iron Man and Modern Era teams chosen by vote of fans from 29 states in 1976 Packers game program poll



Hutson



Wolf

- Design of a stamp bearing likeness of Lombardi is unveiled in Lambeau Field (Nov. 3).
- Packers clinch second consecutive NFC Central Division championship with 41-6 victory over Denver (Dec. 8).



1997

- Packers vanquish 49ers, 35-14, in NFC Divisional playoff at Lambeau Field (Jan. 4).
- Packers beat Carolina Panthers in NFC Championship Game, 30-13, earn first Super Bowl trip since 1967 (Jan. 12).
- Packers defeat New England Patriots, 35-21, in Super Bowl XXXI at Louisiana Superdome in New Orleans (Jan. 26), claim 12th NFL title.
- With wind chill registering a frigid 0 to 10 degrees below zero during three-hour parade through city, an estimated 200,000 enthusiastic fans welcome Packers home from Super Bowl victory. Another 60,000 jam Lambeau Field for official program hailing the world champions (Jan. 27).
- Packers extend contract of Wolf as executive vice president/general manager for three additional years, through 2002 (April 8).
- Underwood reports, at annual shareholders' meeting, then-record net income for Packers Corporation of \$5,877,061 for fiscal 1996 (May 28).
- Work completed on installation of new playing surface, including modern heating and irrigation systems, at Lambeau Field (June 15).
- Don Hutson, most-feared pass receiver in pro football history, dies at age 84 (June 26).
- Packers establish own website, www.packers.com (July 23).
- Packers' two practice fields are named Clarke Hinkle Field and Ray Nitschke Field in honor of two of team's Pro Football Hall of Fame members, Wolf announces (July 24).
- Favre signs seven-year contract, longest in Packers history, and one making him – at time of signing – highest-paid player in history of pro football (July 25).
- Gross Avenue in Village of Ashwaubenon is renamed and dedicated as Holmgren Way in honor of Packers head coach (Aug. 17). Street, poetically, intersects Lombardi Avenue.
- At special meeting, Packers shareholders approve issuance of additional stock for first time since 1950 (Nov. 13), with offering of 400,000 shares at \$200 per share.
- Packers' designated national clearinghouse receives 55,000 phone calls concerning new stock issue within 24 hours following announcement of sale (Nov. 14).
- Packers clinch postseason berth for record fifth straight year (Dec. 1) with 27-11 victory over Minnesota Vikings.
- Packers capture third consecutive NFC Central Division title via 17-6 victory over Buccaneers in Tampa (Dec. 7), earn first-round bye in playoffs and right to host Divisional playoff.



1998

- Gaining berth in NFC Championship Game for third straight year, Packers defeat Tampa Bay, 21-7, in Divisional playoff (Jan. 4).
- Packers earn second consecutive trip to Super Bowl with 23-10 victory over 49ers at San Francisco in NFC Championship Game (Jan. 11).
- Last-minute drive falls short of tie, Packers lose to Denver Broncos, 31-24, in Super Bowl XXXII at San Diego (Jan. 25). Record, worldwide audience of 800 million, in 147 countries, views game on TV.
- More than 25,000 fans turn out in Lambeau Field to welcome Packers home from Super Bowl XXXII (Jan. 27).
- Legendary linebacker Ray Nitschke, a member of Pro Football Hall of Fame, dies in Florida at age 61 (March 8).
- Harlan announces that stock sale, which ended March 16, yielded nearly 106,000 new shareholders, more than \$24 million (March 17).
- With huge increase in number of "owners," Packers make corporate history, hold shareholders' meeting in Lambeau Field for first time (July 8). Record crowd of 18,707 attends. For third consecutive year, Underwood reports then-record net income for Packers Corporation, \$6,718,628 for fiscal 1997.
- Packers travel to Japan, team's first trip overseas in its 80-year history, defeat Kansas City Chiefs, 27-24, in overtime, in American Bowl game at Tokyo Dome (Aug. 2).
- Packers extend regular-season, home-field winning streak to club-record 25 games – the second-longest streak in NFL history – with 23-15 win over Tampa Bay (Sept. 13).
- Home-field winning streak ends at 25 against Minnesota, 37-24, on rainy Monday night (Oct. 5).
- Packers clinch playoff berth for team-record sixth consecutive season (Dec. 19).

1999

- Favre engineers 89-yard drive to give Packers 27-23 lead with 1:56 left in NFC Wild Card playoff at San Francisco, but 49ers score with three seconds left to win, 30-27 (Jan. 3).
- Holmgren resigns to become executive vice president of football operations/general manager/head coach of Seattle Seahawks (Jan. 8).
- Ray Rhodes, former Eagles head coach and ex-Green Bay defensive coordinator, named Packers' 12th head coach (Jan. 11).
- John M. Jones named senior vice president of administration, succeeding Michael Reinfeldt (Feb. 10).
- Reggie White, a Pro Bowl selection for record 13 consecutive years, announces retirement, ending one of the most distinguished playing careers in NFL history (Feb. 15).
- Lambeau Field named by *Sports Illustrated* in June as eighth-best venue in the world to watch sports, the only NFL stadium to make the publication's list of 20.
- Largest crowd ever to see Packers play a game in Wisconsin, 78,184, watches Green Bay defeat Denver, 27-12, in preseason contest at Camp Randall Stadium in Madison, Wis. (Aug. 23).
- White, the sure-fire Hall of Fame defensive end who played six distinguished seasons for the Packers from 1993-98, is honored at halftime of nationally televised game with Tampa Bay. An emotional White tells crowd, "I have been honored and privileged to have been a Packer, and I will always be a Packer" (Oct. 10).

2000

- Wolf relieves Rhodes as head coach (Jan. 3).
- Mike Sherman, Seattle offensive coordinator and 21-year coaching veteran, named 13th head coach in Packers history by Wolf (Jan. 18).
- Packers president Bob Harlan announces plans for proposed \$295 million redevelopment of Lambeau Field (Jan. 22).
- Gov. Tommy Thompson, at Lambeau Field, signs state legislature's stadium renovation bill into law, making possible a 0.5 percent sales tax to fund \$160 million in construction bonds or loans for redevelopment of Lambeau Field (May 13).
- Organization suffered \$419,000 operating loss for fiscal 1999, Underwood reports at annual shareholders' meeting (July 12).
- By a margin of 53-47 percent, Brown County voters approve referendum establishing half-cent-per-dollar sales tax to help fund redevelopment of Lambeau Field (Sept. 12).
- Design for new Green Bay Packers license plate, to be available early in 2001, unveiled by Gov. Thompson at Lambeau Field (Oct. 15).



Sherman

2001

- Green Bay/Brown County Professional Stadium District Board approves new Lambeau Field lease agreement between district, Packers and city of Green Bay; primary term of lease is to run 30 years after opening of redeveloped stadium in 2003 (Jan. 3).
- Harlan names Sherman to succeed Wolf as GM (Feb. 1).
- Al Tremi, only video director in team history, announces retirement, effective July 15, after 34 years (Feb. 13).
- Favre signs a "lifetime" contract, with intention that he will finish his playing career with team (Feb. 28).
- Sherman names Mark Hatley as vice president of football operations (May 17).
- Packers, with help of Gov. Scott McCallum, stage ceremonial groundbreaking ceremony in stadium for Lambeau Field redevelopment project (May 19).
- NFL unanimously approves \$13 million loan to Packers for use in financing Lambeau Field redevelopment (May 23).
- Wolf retires as executive vice president and general manager, a position he had held since 1991 while leading Packers to Super Bowl heights (June 1).
- Packers host first Monday night game after Sept. 11 attacks; American flag is held by Wisconsin police and firefighters, and members of both teams (Sept. 24).

2002

- Packers defeat 49ers, 25-15, in NFC Wild Card game (Jan. 13).
- Team stung in Divisional playoff at St. Louis, 45-17 (Jan. 20).
- Packers Foundation reaches \$1 million mark in grants (May 1).



The Packers hosted the NFL's first Monday Night Football game after the Sept. 11 attacks.

- Packers football operations move into new offices, locker room and team facilities (July 15).
- New Packers Pro Shop opens at corner of Lambeau Field Atrium (July 27).
- "Under construction" Lambeau Field hosts first organized game, preseason contest vs. Cleveland, with new private boxes, press box and concourses (Aug. 26).
- Team clinches inaugural NFC North championship, in 30-20 win over Chicago, with four games left (Dec. 1).

2003

- Team sustains first-ever home playoff loss, to Atlanta (Jan. 4).
- At annual shareholders' meeting, Underwood announces after-tax operating profit of \$15.5 million for 2002-03 fiscal year, allowing team to build its corporate reserve fund to \$58 million, the safety net for a publicly owned team without a billionaire owner (July 15).
- Spectacular 14-foot statues of Lambeau and Lombardi unveiled in plaza outside Atrium (Aug. 27).
- Team names same plaza after Robert E. Harlan (Sept. 2).
- Starr and Wolf dedicate stunning new Packers Hall of Fame (Sept. 4).
- Legendary players return to Green Bay, reenact Starr's Ice Bowl sneak, in "Rebirth of a Legend" event (Sept. 6).
- Two middle-school students and a host of dignitaries, including Commissioner Paul Tagliabue, rededicate Lambeau Field at halftime of season opener, Vikings spoil day, 30-25 (Sept. 7).
- Running backs coach Sylvester Croom becomes Southeastern Conference's first-ever black head football coach, taking over Mississippi State program (Dec. 2).
- Ahman Green breaks Jim Taylor's single-season franchise rushing mark, and Ryan Longwell breaks Hutson's Packers career scoring record, at San Diego (Dec. 14).
- At Oakland (Dec. 22), Favre authors one of finest career games, throwing for 399 yards and four TDs, in Monday night win, little more than 24 hours after father's death.
- After winning seven of last nine to keep pace, Packers capitalize on miraculous Minnesota loss at Arizona, clinch last-minute playoff berth and NFC North title, with win vs. Denver (Dec. 28).

2004

- Al Harris' interception return in overtime wins NFC Wild Card playoff vs. Seattle (Jan. 4).
- Inches from NFC title game, Packers sustain heartbreaking, 20-17 overtime loss at Philadelphia (Jan. 11).
- Packers name Lee Rummel team historian (Feb. 19).
- Mark Hatley, vice president of football operations, dies suddenly of heart failure (July 26).
- Underwood announces after-tax operating profit of \$20.8 million for 2003-04 fiscal year at annual shareholders' meeting (July 28). Team's then-record financial success, derived in part from new Lambeau Field Atrium and increase in stadium capacity of more than 7,000 over prior year, ups corporation reserve fund to \$84.5 million.
- John "Red" Cochran, who served organization for 42 years as an assistant coach and scout – and still was scouting for team – passes away at age 82 (Sept. 5).
- Packers clinch third straight NFC North title on last-second Longwell field goal, win at Minnesota, 34-31 (Dec. 24).
- White, who helped return glory to Tittletown during 1990s, passes away in North Carolina (Dec. 26). Packers fly contingent of roughly 50 to funeral services, apply "92" decal to helmets.

2005

- Minnesota Vikings, swept by Packers in the regular season, stun Green Bay in NFC Wild Card playoff at Lambeau Field, 31-17 (Jan. 9).
- Harlan names Ted Thompson executive vice president, general manager and director of football operations, with full authority over football decisions. Sherman becomes executive vice president and head coach (Jan. 14).
- First annual Green Bay Packers Fan Fest in Lambeau Field Atrium is extraordinary success. Favre kicks off weekend by officially announcing his return for 15th season (March 11-13).
- Packers and American Family Insurance announce joint effort, through sales of pink Packers breast-cancer cap, to promote breast-cancer awareness, raise funds to support those afflicted and sustain research (July 7). With goal of \$100,000, effort tops \$1 million.
- At annual shareholders' meeting (July 27), treasurer Larry Weyers reports record \$25.4 million profit from operations

during 2004-05 fiscal year. Team also establishes Packers Franchise Preservation Fund (PFFP), formerly the corporate reserve.

- Believed to be first time in broadcast history that an NFL practice is televised to a national audience, Packers and Bills culminate two days of combined workouts with annual Family Night scrimmage on NFL Network (Aug. 5).
- For just the fifth time in their rich history, Packers retire a uniform number, the late Reggie White's No. 92 (Sept. 18).

92
REGGIE WHITE

2006

- One day after a 23-17 win over Seattle finalizes Packers' first losing season since 1991, GM Thompson dismisses Sherman (Jan. 2).
- After thorough and exhaustive nine-day search, Thompson names Mike McCarthy the Packers' 14th head coach (Jan. 12).



- Lambeau Field hosts Frozen Tundra Classic, a collegiate hockey game in which eventual national champion Wisconsin defeats Ohio State, 4-2. Event draws 40,890, a virtual sellout and fourth-largest crowd at the time to see an outdoor hockey game (Feb. 11).
- At team's quarterly board meeting, Harlan formally becomes chairman and chief executive officer and Jones becomes president and chief operating officer (May 31).
- Annual shareholders' meeting moves back to Lambeau Field; Weyers reports \$18 million profit from operations during 2005-06 fiscal year, saying Packers have moved to franchise-high seventh place in NFL team revenue rankings (July 19).
- White, a perennial All-Pro and then team's career sacks leader, becomes Packers' 21st representative in Pro Football Hall of Fame, receiving induction on first ballot (Aug. 5).

2007

- Work begins on Lambeau Field's new playing surface, a project that will equip the hallowed ground with the latest technology, DD GrassMaster. A natural-grass surface, reinforced with man-made fibers, is installed on top of drainage and heating system (Jan. 10).
- Team promotes Vicki Vannieuwenhoven to vice president of finance and Jason Wied to vice president of administration/corporate counsel (April 3).
- Team announces plans to celebrate 50th anniversary of Lambeau Field, NFL's longest-tenured facility. Anniversary logo is created to mark the occasion with plans to feature it prominently, including on uniforms and on field (May 15).
- Executive Committee announces that John Jones, president and COO, has taken leave of absence for personal reasons (May 26).
- At team's quarterly meeting, board of directors unanimously supports move that will allow Bob Harlan, then chairman of the board, to serve as Packers' principal executive officer despite having reached mandatory retirement age of 70 (May 30).
- Executive Committee formally accepts resignation of Jones, who cites health concerns as reason for departure. Search committee for a new president and CEO, consisting of members of the Executive Committee and board of directors, is formed (July 20).





- At annual shareholders' meeting, treasurer Weyers reports \$22 million profit for 2006-07 fiscal year and \$10 million boost to PPF, now at \$125.5 million (July 25).
- For first time since Aug. 5, 1961, Packers hold training camp practice at City Stadium, with nearly 3,500 in attendance (July 31).
- Favre throws 421st career touchdown pass in victory at Minnesota, breaking Dan Marino's NFL career record (Sept. 30).
- Packers clinch first NFC North title and first playoff berth since 2004 with win over Oakland (Dec. 9).
- Board of directors unanimously elects Mark H. Murphy as Packers' new president and CEO. Schedule is established for Harlan to remain as chairman through end of football season, when he becomes chairman emeritus and Murphy officially assumes role as top executive (Dec. 3).
- Team historian Lee Remmel announces retirement, effective at end of calendar year, ending 62-year association with organization as a sportswriter and member of front office (Dec. 12).

2008

- GM Thompson signed to new five-year contract (Jan. 7).
- Packers overcome early 14-point deficit to defeat Seattle, 42-20, in NFC Divisional playoff at snow-covered Lambeau (Jan. 12).
- In third-coldest game in league championship history, with minus-1 temperature and minus-23 wind chill at kickoff, quest for fifth Super Bowl berth comes up agonizingly short with 23-20 overtime loss to eventual champion N.Y. Giants (Jan. 20).
- McCarthy signed to new five-year contract (Feb. 5).
- In awarding annual grants through Packers Foundation, franchise announces a comprehensive charity impact of more than \$5 million in past year (Feb. 19).
- Favre, owner of NFL career records for pass attempts, completions, yards and touchdowns at the time, and team's starting quarterback for past 253 games (275 including playoffs), announces retirement in formal press conference at Lambeau Field (March 6).
- At annual shareholders' meeting, treasurer Weyers reports \$23.4 million profit for 2007-08 fiscal year and \$2 million boost to PPF, now at \$127.5 million (July 24).
- Favre un-retires and is reinstated to roster by NFL commissioner Roger Goodell (Aug. 4), then traded to N.Y. Jets (Aug. 6).
- Aaron Rodgers becomes first quarterback other than Favre to start a Packers game since Sept. 27, 1992 (Sept. 8).

2009

- Shawn Slocum promoted to special teams coordinator (Jan. 15), Dom Capers hired as new defensive coordinator (Jan. 19), and rest of coaching staff is filled out (Feb. 3).
- Packers select Boston College NT B.J. Raji with No. 9 overall pick in NFL Draft and trade up to select Southern California LB Clay Matthews at No. 26, the first time since 1993 the Packers bring in two first-round draft choices (April 25).
- At annual shareholders' meeting, treasurer Weyers reports \$4 million profit for 2008-09 fiscal year with PPF remaining at \$127.5 million (July 30).
- Packers dedicate renovated Nitschke Field as primary training-camp facility, welcoming overflow crowd of approximately 2,100 for first practice. Permanent bleachers are installed, and a portion of new field is heated for late-season use (Aug. 1).
- WR Donald Driver breaks Sharpe's franchise record for career receptions (Oct. 18).
- Favre, now with Minnesota, plays first game against Green Bay (Oct. 5) and first game at Lambeau Field as member of visiting team (Nov. 1).
- Green breaks Taylor's franchise record for career rushing yards (Nov. 8).

2010

- Defense finishes season first in NFL against run for first time in team history, setting franchise record for rushing yards allowed per game. Offense sets franchise record for points in one season, surpassing 1996 Super Bowl-winning team (Jan. 3).
- In highest-scoring postseason game in NFL history, Packers fall, 51-45, in overtime at Arizona in NFC Wild Card playoff (Jan. 10).
- In awarding annual grants through Packers Foundation, franchise announces a comprehensive charity impact of more than \$4 million in past year (Feb. 22).
- At annual shareholders' meeting, treasurer Weyers reports \$5.2 million profit for 2009-10 fiscal year with PPF remaining at \$127.5 million (July 29).

- Five players are named to Pro Bowl roster for NFC (Dec. 28). After addition of three alternates later in process, Packers are represented by eight players on the all-star team, franchise's most since 1967.
- Packers win final two regular-season games to finish 2010 with 10-6 record, securing sixth and final playoff berth in NFC. The six regular-season losses come by a combined 20 points, and Green Bay becomes first team since AFL-NFL merger in 1970 to not trail a game by more than seven points in an entire season.

2011

- Team opens playoffs on the road at hostile Philadelphia in Wild Card round, containing Eagles' powerful offense en route to 21-16 victory, Rodgers' first playoff win as a starter (Jan. 9).
- Packers travel to Atlanta to face NFC's top-seeded Falcons just six days later for NFC Divisional matchup. Green Bay routs Atlanta by score of 48-21, second-largest margin of victory in team playoff history (Jan. 15).
- Packers complete road playoff march by making short trek to Chicago to face division-rival Bears in NFC Championship Game (Jan. 23). Just the second postseason meeting in the history of the two franchises, Packers win, 21-14, punching ticket to Super Bowl XLV in North Texas.
- In organization's fifth-ever Super Bowl appearance, Packers square off with AFC's Pittsburgh Steelers at Cowboys Stadium in Arlington, Texas (Feb. 6).
- Rodgers throws for 304 yards and three scores with no INTs, earning game MVP honors, and defense forces three turnovers, including interception return for touchdown by safety Nick Collins late in opening quarter. Fourth-down stop on Steelers' final possession seals 31-25 win and gives franchise its record 13th world championship and fourth Super Bowl title.
- On day following their return from Texas, Packers are met by more than 56,000 fans inside bowl at Lambeau Field for team's "Return to Tittletown" celebration. A frigid afternoon, temperatures range in single digits with wind chills below zero (Feb. 8).



- Packers sign Thompson to multi-year contract extension to continue serving as executive vice president, general manager and director of football operations (Feb. 11).
- Packers sign McCarthy to multi-year contract extension to continue serving as team's head coach (March 4).
- Team announces that it has begun installation of new distributed sound system throughout Lambeau Field that will be operational in time for 2011 season (April 27).
- Separated by bounds of ongoing labor negotiation between club owners and players, Packers are granted one-night exemption by NFL and convene to receive their Super Bowl XLV championship rings at private ceremony inside Lambeau Field Atrium (June 16).
- At annual shareholders' meeting, treasurer Weyers reports \$17.1 million profit for 2010-11 fiscal year with PPF remaining at \$127.5 million (July 28).
- Continuing custom for reigning champions in professional sports, team travels to Washington, D.C., to tour White House and be recognized by President Barack Obama, whom they present with Packers jersey and share of the franchise's common stock (Aug. 12).



- Organization announces plans for expansion project at stadium, highlighted by addition of 6,700 seats to south end of bowl and new entrance gates behind both north and south end zones. Plans also include installation of high-definition video boards and new elevator shafts on each side (Aug. 25).
- Packers start season victorious in league-opening Thursday night contest at Lambeau Field against New Orleans Saints (Sept. 8), kick-starting a franchise single-season record 13-game winning streak to open 2011 campaign. Combined

with six wins that closed out 2010, 19-game winning streak marks second longest in NFL history (including playoffs).

- By virtue of last-second, 38-35 victory at N.Y. Giants in Week 12, and Detroit Lions' loss to New Orleans in Sunday night contest, Packers clinch NFC North division title, franchise's first since 2007 season (Dec. 5).
- Organization announces fifth stock offering of its 92-year history, initially offering 250,000 shares at \$250 per share (Dec. 6).
- Rodgers is named NFC's Pro Bowl starter after leading offense to 560 points, third most in league history, and setting franchise records for passing yardage, touchdowns, completion percentage and yards per attempt (Dec. 27).

2012

- Coming off first-round bye, Packers fall victim to four costly turnovers and lose to Giants in NFC Divisional contest, 37-20 (Jan. 15).
- Rodgers is voted NFL's Most Valuable Player by *The Associated Press* and is presented award at NFL Honors ceremony (Feb. 4).
- In awarding annual grants through Packers Foundation, franchise announces comprehensive charity impact of more than \$6 million in past year (Feb. 21).
- Stock sale concludes after an additional offering in Canada. In total, more than 268,000 shares are sold, netting organization \$67 million to put toward \$143 million stadium construction project that will include addition of 6,700 more seats, new high-definition video scoreboards and two new gates on exterior (March 1).
- At annual shareholders' meeting, treasurer Mark McMullen reports \$42.7 million profit for 2011-12 fiscal year with corporate reserves in a strong position to support franchise (July 24).
- Team clinches second consecutive NFC North championship with 21-13 victory at Chicago, first back-to-back division titles for Green Bay since 2002-04 (Dec. 16).
- Three players are named to Pro Bowl, including Rodgers as NFC's starter for second consecutive season, and Matthews, who becomes first player in franchise history to earn distinction in each of his first four seasons in league (Dec. 26). Following addition of alternates, four players are ultimately chosen to represent club in annual all-star game.



2013

- Owners of No. 3 seed in NFC playoff bracket, Packers win home playoff game for first time since 2007, defeating division-rival Minnesota Vikings, 24-10, in Wild Card matchup at Lambeau Field (Jan. 5).
- Plans are announced regarding completion of final phase of 2011 renovation project. Upgrades include new on-site locations for Packers Pro Shop, restaurant and Packers Hall of Fame, in addition to enhancement of Oneida Nation Gate on east side of stadium (Jan. 8).
- In NFC Divisional contest at San Francisco, Packers fall to 49ers, 45-31 (Jan. 12).
- Former LB Dave Robinson becomes 22nd member of Packers to gain entry into Pro Football Hall of Fame after being voted in as a senior candidate (Feb. 2).
- Driver retires as team's all-time leader in both receptions (743) and receiving yards (10,137) in ceremony in front of more than 1,000 fans on floor of Lambeau Field Atrium (Feb. 6).
- Organization announces long-term contract extensions for both Matthews (April 17) and Rodgers (April 26).
- At annual shareholders' meeting, treasurer Mark McMullen reports \$43.1 million profit for 2012-13 fiscal year with corporate reserves rising to \$250.6 million (July 24).
- First phase of two-phase stadium project is completed, which includes south end-zone expansion as well as sound and video upgrades. Season-ticket holders sit in new seats for first time at preseason opener vs. Arizona (Aug. 9).
- Former K Ryan Longwell, all-time leading scorer in franchise history, retires with Packers (Aug. 12).
- Packers board of directors member Thomas Olejniczak elected to executive committee (Oct. 23) after member Edward Martin resigns from Packers board (Sept. 27).
- After winning three of last four games, Packers clinch playoff berth and third straight NFC North title, with win at Chicago (Dec. 29).



2014

- In subzero weather, Packers face 49ers in NFC Wild Card game and fall short, 23-20, marking second year in a row San Francisco ends their season (Jan. 5).
- Team promotes Nicole Ledvina to vice president of human resources (Jan. 21). Craig Benzel promoted to vice president of

sales and business development (May 12) and Gabrielle Valdez Dow hired as vice president of marketing and fan engagement (May 12).

- Veteran, award-winning journalist Cliff Christl named team historian (Feb. 4).
- Harlan Plaza rededicated after renovating front of stadium (July 9).
- New 21,500-square-foot Packers Pro Shop opens (July 17).
- At annual shareholders' meeting, treasurer Mark McMullen reports \$25.3 million profit for 2013-14 fiscal year (July 24).
- GM Thompson signs new multi-year contract (July 30).
- McCarthy signs new multi-year contract (Nov. 3).
- Legendary guard Fuzzy Thurston passes away at age 80 (Dec. 14).
- Packers are one of two teams in NFL to finish 8-0 at home during regular season and finish 12-4 overall. Team sets franchise record by winning fourth consecutive division title after a victory over Detroit Lions to end regular season (Dec. 28).

2015

- With first-round bye, Packers defeat Dallas Cowboys at Lambeau Field in NFC Divisional playoffs, 26-21 (Jan. 11).
- In Seattle in NFC Championship Game, Packers outplay Seahawks much of day but home team stages stunning rally to win in overtime, 28-22 (Jan. 18).
- Rodgers earns NFL Most Valuable Player honors by AP for second time in career, becoming eighth player in NFL history to win award two or more times (Jan. 31).
- Longtime Packers organization member Lee Rummel passes away at age 90 (April 16). Associated with Packers since Curly Lambeau era, he retired Dec. 31, 2007, after a 62-year relationship with franchise.
- Favre is inducted into Packers Hall of Fame and sixth uniform number in team history, his No. 4, is officially retired (July 18). Lambeau Field sells out to view induction and welcome Favre back onto Lambeau Field.
- 1919 Kitchen & Tap, new Lambeau Field Atrium restaurant, opens. Inspired by local community and rich team history, gastropub is tribute to year team was organized (July 24).
- At annual shareholders' meeting, treasurer Mark McMullen reports \$29.2 million profit for 2014-15 fiscal year (July 28).
- Former Executive Vice President and General Manager Ron Wolf inducted into Pro Football Hall of Fame as contributor candidate (Aug. 8).
- Plans are announced for a Titledown District, a destination area to be created on approximately 34 acres of land west of Lambeau Field (Aug. 20). Targeted completion is set for Fall 2017.
- New Packers Hall of Fame officially opens (Aug. 21).
- Former executive committee treasurer, John Underwood, passes away (Aug. 27).
- Former head coach Lindy Infante passes away at 75 (Oct. 8).
- During halftime ceremonies, Wolf's name is unveiled next to fellow Pro Football Hall of Famers on Lambeau Field's east façade (Nov. 15) and Favre's retired No. 4 is unveiled on stadium's north façade (Nov. 26).



2016

- As No. 5 seed, Packers win, 35-18, in NFC Wild Card game over Washington (Jan. 10) then fall, 26-20, in overtime to the No. 2 seed Arizona Cardinals in Divisional round in Glendale, Ariz. (Jan. 16).
- Packers promote Eliot Wolf to director-football operations and Brian Gutekunst to director of player personnel (March 21).
- Packers promote Jon-Eric Sullivan to director of college scouting (June 16).
- Hinterland breaks ground on its new home as part of Titledown District development to west of Lambeau Field (June 16).
- At annual shareholders' meeting, treasurer Mark McMullen reports \$48.9 million profit for 2015-16 fiscal year (July 21).
- Favre becomes 24th member of Packers inducted into Pro Football Hall of Fame (Aug. 6).
- Lambeau Field hosts Lambeau Field College Classic, presented by Carmex, between LSU Tigers and Wisconsin Badgers (Sept. 3).
- Bellin Health and Packers break ground on Bellin Health Sports Medicine Clinic in Titledown District (Oct. 6).
- Packers and Johnsonville announce plans for Johnsonville Tailgate Village to open prior to 2017 season (Oct. 12).

2017

- Packers capture fifth NFC North title in last six years by beating Detroit Lions in Week 17 (Jan. 1).
- With franchise-record eight consecutive playoff berths and as No. 4 seed, Packers take down N.Y. Giants 38-13, at Lambeau Field (Jan. 8), travel to Dallas for Divisional game and beat Cowboys, 34-31, with Mason Crosby 51-yard FG as time expires (Jan. 15). Atlanta Falcons host NFC Championship Game and

- give Packers a 44-21 loss to end season (Jan. 22).
- Former Executive Committee treasurer Phil Hendrickson passes away at 97 (March 10).
- Judge Robert J. Parins, former Packers president, passes away at 98 (May 27).
- Billy Joel plays concert at Lambeau Field (June 17).
- At annual shareholders' meeting, treasurer Mark McMullen reports \$72.8 million profit for 2016-17 fiscal year (July 24).
- John Wojciechowski is promoted to director of pro personnel (July 25).
- Packers announce Lambeau Field to host Notre Dame-Wisconsin game in 2020 (Aug. 14).
- Titelown's park, which includes plaza, activity area, playground and sports field, opens (Sept. 15).
- Packers and Microsoft Corp. announce launch of TitelownTech, one-of-a-kind partnership between the two organizations aimed at boosting economic expansion in Wisconsin's Fox River Valley and beyond by bringing world-class digital innovations and expertise to Green Bay (Oct. 19).
- Winter Jubilee at Titelown opens, which includes ice-skating rink, 46 Below bistro and Rockwood Terrace (Nov. 30). Ariens Hill, a tubing hill 46 feet high and 300 feet from start to finish, opens (Dec. 21).
- Packers finish 2017 campaign with 7-9 record, just the third losing season in Green Bay in the last 26 seasons (Dec. 31).

2018

- Packers announce Ted Thompson will transition to role as senior advisor to football operations (Jan. 2).
- Brian Gutekunst is named 10th general manager of Packers and Russ Ball is promoted to executive vice president/director of football operations (Jan. 8).
- Packers promote Ed Policy to chief operating officer and general counsel (Jan. 17) and promote Jason Wahlers to vice president of communications (Jan. 23).
- Packers launch "100 Seasons" to celebrate team's 100th season of football, with festivities and special programming planned until team's birthday on Aug. 11, 2019 (April 9).
- Packers promote Jon-Eric Sullivan to co-director of player personnel, John Wojciechowski to co-director of player personnel and Matt Malaspina to director of college scouting (May 25). Add Lee Gissendaner as personnel executive (June 12).
- At annual shareholders' meeting, treasurer Mark McMullen reports \$38.6 million profit for 2017-18 fiscal year (July 24).
- Former G Jerry Kramer is inducted into Pro Football Hall of Fame as senior candidate (Aug. 4).
- Rodgers signs contract extension (Aug. 29).
- Packers announce Phase 2 of Titelown development to include 220 residences, four-to five-story office building and additional development including retail, food and beverage and entertainment. (Oct. 3)
- Pro Football Hall of Fame fullback Jim Taylor passes away at age 83 (Oct. 13).
- Following 20-17 loss to Arizona, President and CEO Mark Murphy announces Packers have parted ways with Mike McCarthy (Dec. 2). Offensive coordinator Joe Philbin takes over as interim head coach.
- Packers finish 2018 season with 6-9-1 record, just fourth losing season in Green Bay in last 26 seasons (Dec. 30).

2019

- Matt LaFleur named team's 15th head coach (Jan. 8).
- Milt Hendrickson is named director - football operations (Jan. 24).
- Pro Football Hall of Fame tackle and former Packers head coach Forrest Gregg passes away at age 85 (April 12).
- Pro Football Hall of Fame quarterback and former Packers head coach Bart Starr passes away at age 85 (May 26).
- Paul McCartney performs in front of sold-out crowd at Lambeau Field (June 8).
- Richmond Williams is named director of pro personnel (June 11).
- At annual shareholders' meeting, treasurer Michael Simmer reports \$724,000 profit for 2018-19 fiscal year (July 24).
- Packers welcome Houston Texans for joint training-camp practices on Aug. 5-6 ahead of preseason matchup between the two teams, first time since 2005 the Packers host another team for practices during training camp.



- Organization celebrates Packers' 100th birthday with public festivities in Lambeau Field Atrium, capping team's 100 Seasons campaign honoring centennial season (Aug. 11).
- Titelown welcomes The Turn, a dining and entertainment experience offering Topgolf's Swing Suite, as well as innovative Associated Bank branch, as part of development (September).
- Packers kick off NFL's 100th season with a 10-3 victory at Chicago (Sept. 5).
- Packers honor Starr with weekend celebration in conjunction with team's home opener against Minnesota Vikings and annual Alumni Weekend (Sept. 12).
- TitelownTech introduces several major new limited partners in TitelownTech Venture Fund, bringing fund total to \$25 million.
- Green Bay Packers Foundation distributes \$1 million in annual grants to 192 civic and charitable groups throughout state of Wisconsin. Combined with three \$250,000 impact grants to Freedom House, Greater Green Bay Habitat for Humanity and Give BIG Green Bay in Brown County and two \$150,000 impact grants to MKE Fellows and Milwaukee Health Care Partnership in Milwaukee, Foundation's annual total reaches \$2.05 million, part of total Packers charity impact in excess of \$9 million in past year (Dec. 4).
- Packers capture team's first NFC North title since 2016 with a 23-10 win at Minnesota (Dec. 23).

2020

- The Packers defeat Seattle Seahawks, 28-23, in Divisional playoffs at Lambeau Field (Jan. 12) to advance to face San Francisco 49ers in NFC Championship Game, where they are defeated, 37-20 (Jan. 19).
- Safety Bobby Dillon elected to Pro Football Hall of Fame (Jan. 15).
- Pro Football Hall of Fame safety Willie Wood passes away at age 83 (Feb. 3).
- Due to COVID-19 pandemic, Lambeau Field and Titelown are closed to public to prevent further spread of disease. Packers and Titelown staff begin working from home (March 13).
- Packers Give Back establishes \$1.5 million COVID-19 Community Relief Fund to distribute grants to nonprofit organizations assisting those impacted by the pandemic.
- Pro Football Hall of Fame defensive end Willie Davis passes away at age 85 (April 15).
- Titelown's first residents move into townhomes located in development west of Lambeau Field (June).
- Former Executive Committee lead director Peter Plattan passes away at age 80 (June 3).
- Packers announce June 19, in observance of Juneteenth, commemoration of the end of slavery, will be annual observance for organization (June 17).
- Packers announce team will not use St. Norbert College for training camp due to COVID-19. The college had hosted Packers for training camp since 1958 (July 1).
- Due to COVID-19, the Packers announce there will be no fans in attendance at 2020 training camp. Packers Family Night and any home preseason games (July 15), and announce there will be no fan attendance at first two regular-season games (Aug. 6).
- At annual shareholders' meeting, held virtually, treasurer Michael Simmer reports \$70.3 million profit for 2020-21 fiscal year (July 23).
- Team announces it will pay tribute to Willie Davis by wearing a No. 87 decal on helmets for the entire 2020 season (Sept. 13).
- Packers donate total of \$500,000 in grants to social-justice causes, with two \$125,000 grants directed by the players, to nonprofit groups that are effecting meaningful change in areas of racism, oppression, injustice and inequality.
- Packers announce indefinite hold on hosting fans for gamedays due to the pandemic (Oct. 6).
- Pro Football Hall of Fame cornerback Herb Adderley passes away at age 81 (Oct. 30). Pro Football Hall of Fame halfback Paul Hornung passes away at age 84 (Nov. 13).
- Packers join with Milwaukee Brewers, Milwaukee Bucks and Microsoft to form Equity League, a new impact investment division of venture capital fund TitelownTech, to bring access and equity to minority founders and social-impact startups. (Dec. 15).
- Packers welcome and recognize frontline healthcare workers and first responders as invited guests vs. Carolina Panthers (Dec. 19).

2021

- Former Executive Vice President, General Manager and Director of Football Operations Ted Thompson passes away following an illness at age 68 (Jan. 20).
- With limited season ticket holders in attendance for first time on the season, Packers defeat L.A. Rams, 32-18, in Divisional playoffs at Lambeau Field (Jan. 16) to advance and host Tampa Bay Buccaneers in NFC Championship Game, where they are defeated, 31-26 (Jan. 24).
- Cornerback/safety Charles Woodson elected to Pro Football Hall of Fame (June 6).
- Packers announce Lambeau Field will host community COVID-19 vaccination site (March 12).



EARL LOUIS "CURLY" LAMBEAU

Curly Lambeau, a native of Green Bay who first made a name for himself as a star football player at Green Bay East High School, was the guiding force behind the creation of the Green Bay Packers and their improbable survival in the National Football League. Maybe Lambeau's senior class prophecy best explains why he was able to not only persevere but also succeed beyond anyone else's dreams:

"When I get thru (sic) with athletics I'm going out and conquer the rest of the world." Lambeau proclaimed in his school annual.

After graduating from East in 1917, Lambeau waited a year before enrolling at the University of Notre Dame, where he started at fullback as a freshman on Knute Rockne's first team. Shortly after the season ended, Lambeau dropped out of school, fell ill with tonsillitis and eventually returned to Green Bay, where he took a job with the Indian Packing Co.

As fall approached, Lambeau's only real option for continuing his football pursuits was to join a citywide team, something Green Bay had fielded off and on going back to 1895. Together with George Whitney Calhoun, city editor at the *Green Bay Press-Gazette* who had managed the 1918 city team, they took a lead role in organizing a new, more formidable one.

The first meeting was held Aug. 11, 1919. The second was held Aug. 14, where Lambeau was named captain and Calhoun, manager. Lambeau was 21 years old at the time, and most of his teammates were like him – young former standouts at either East or West high school.

Indian Packing sponsored the semipro team, and to no one's surprise, Lambeau turned out to be its first star, leading the Packers to a 10-1 record against an independent schedule. In 1920, the Packers again played mostly teams from other Wisconsin and Upper Michigan towns, and Lambeau led them to a 9-1-1 record.

Following the 1920 season, Acme Packing Co. of Chicago purchased Indian Packing, and Lambeau persuaded John and J. Emmett Clair, who were running the plant in Green Bay, to pursue a franchise in what was then the year-old American Professional Football Association. The Clairs agreed and Acme was awarded a franchise Aug. 27, 1921.

From the beginning, thanks in large part to Lambeau's prowess as a passer and all-around back, the Packers were competitive on the field even against the league's best. In the Packers' first league game, Lambeau led a come-from-behind, 7-6 victory over the Minneapolis Marines. The biggest play was a late pass to Buff Wagner that set up the winning touchdown.

In 1922, the APFA became the NFL, and the Packers continued to lure better players – some from big-time college programs, some with pro experience – and steadily improved.

They were 3-2-1 the first year. In their third year, they climbed to 7-2-1. In 1929, they compiled a 12-0-1 record, still the best in Packers history, and won their first of three straight NFL championships.

The Packers faced a greater struggle off the field trying to survive financially, but Lambeau nurtured the franchise in some of those areas, as well. Both charming and persistent, he was a persuasive recruiter at a time when there was no college draft and all players were free to sign with any team. It also helped that he had a keen eye for talent.

One of only six NFL coaches to win 200 or more regular-season games, he also won a record six NFL championships, tying him with George Halas of the Chicago Bears and Bill Belichick of the New England Patriots.

The three straight titles from 1929-31 were decided by the final standings. Under the NFL's playoff system, adopted in 1933, Lambeau won three more in 1936, 1939 and 1944. To this day, more than 90 years later, only twice have teams won three straight NFL crowns: Lambeau's Packers and Vince Lombardi's 1965-67 Packers.

Six of Lambeau's players also have been inducted into the Pro Football Hall of Fame: Cal Hubbard, Mike Michalske, Johnny "Blood" McNally, Arnie Herber, Don Hutson and Tony Canadeo.

Even though Green Bay was the NFL's smallest city from the start, Lambeau endured only one losing season from 1921-47. The Packers finished 5-7-1 in 1933.

But the end was a bitter pill for Lambeau to swallow. After the great Don Hutson retired following the 1945 season, the troubles and rancor within the organization grew exponentially.

The 1946 purchase of Rockwood Lodge, a training quarters located 15 miles northeast of Green Bay, was draining the franchise financially. City Stadium, the Packers' home field since 1925, was structurally and economically obsolete.

Lambeau stubbornly resisted switching from his Notre Dame Box offense to a variation of the T-formation until 1947. He was spending his off-seasons in California as pro football was becoming more of a year-round business, something that had become a sore point with the franchise's board of directors. "Lambeau's gone Hollywood," groused board members and fans alike.

On top of it all, there was a new league to contend with, the All-America Football Conference. The price of draft picks and veteran players was shooting skyward as the Packers' finances were dwindling.

In 1948, Green Bay finished with a losing record, 3-9, for only the

second time in 28 years. The 1949 season was worse. Lambeau decided to play more of an advisory role and coach from the press box following an opening-day loss to the Chicago Bears, and the Packers dropped to 2-10. They also were forced to play an intrasquad game on Thanksgiving Day to raise enough money to hit the road for their final three games.

The discontent grew.

Before the end of the season there was a movement afoot among Lambeau's enemies on the board to oust him as coach and general manager. He survived a contentious meeting on Nov. 30, 1949, where his future was debated for nearly four hours. But he was losing his power struggle.

On Feb. 1, 1950, Lambeau resigned to become coach of the Chicago Cardinals. In less than two seasons with the Cardinals and two others with the Washington Football Team (1952-53), his record was 17-28-1.

Lambeau died of a heart attack June 1, 1965, at the age of 67. He was inducted into the Pro Football Hall of Fame as a charter member in 1963.

LAMBEAU AT A GLANCE ...

- Born April 9, 1898, in Green Bay. His father, Marcel, helped with the construction of both the Indian Packing Co. and the fence and bleachers at Hagemeister Park.
- In the fall of 1917, Lambeau planned to play at the University of Wisconsin and the school was anticipating that he'd be a key member of the freshman team, but he never practiced or enrolled at the school.
- In his one season at the University of Notre Dame, Lambeau started in the same backfield as George Gipp.
- From 1919-21, at the same time he was shepherding and playing for the early Packers, Lambeau coached Green Bay East High School. His star player was Jim Crowley, who later coached Vince Lombardi at Fordham University after gaining fame as one of Notre Dame's "Four Horsemen."
- The only coaches in NFL history who have won more regular-season games than Lambeau are Don Shula, George Halas, Bill Belichick and Tom Landry.
- The only coaches in NFL history to win as many championships as Lambeau are Halas and Belichick. They each won six.

LAMBEAU'S NATIONAL FOOTBALL LEAGUE CAREER

Year	PLAYING RECORD	G	—Touchdowns—					
			Ru	Pa	Rec	PAT	FG	Pts
1921	Green Bay	6	2	1	0	7	3	28
1922	Green Bay	8	3	2	0	3	1	*30
1923	Green Bay	10	1	3	2	0	0	18
1924	Green Bay	11	0	8	1	0	1	**10
1925	Green Bay	11	0	5	0	5	1	8
1926	Green Bay	12	0	3	0	4	0	4
1927	Green Bay	10	2	1	0	0	0	12
1928	Green Bay	8	0	1	0	0	0	0
1929	Green Bay#	1	0	0	0	0	0	0

Totals (nine years) 77 **8** **24** **3** **19** **6** **110**
 *—includes one return touchdown **—includes one extra-point score

Year	COACHING	W	L	T	Pct	Finish	Playoffs
1921	Green Bay	3	2	1	.600	T6-National Football League	-
1922	Green Bay	4	3	3	.571	T7-National Football League	-
1923	Green Bay	7	2	1	.778	3-National Football League	-
1924	Green Bay	7	4	0	.636	6-National Football League	-
1925	Green Bay	8	5	0	.615	9-National Football League	-
1926	Green Bay	7	3	0	.700	5-National Football League	-
1927	Green Bay	7	2	1	.778	2-National Football League	-
1928	Green Bay	6	4	3	.600	4-National Football League	-
1929	Green Bay#	12	0	1	1.000	1-National Football League	-
1930	Green Bay#	10	3	1	.769	1-National Football League	-
1931	Green Bay#	12	2	0	.857	1-National Football League	-
1932	Green Bay	10	3	1	.769	2-National Football League	-
1933	Green Bay	5	7	1	.417	3-NFL Western Division	-
1934	Green Bay	7	6	0	.538	3-NFL Western Division	-
1935	Green Bay	8	4	0	.667	2-NFL Western Division	-
1936	Green Bay#	10	1	1	.909	1-NFL Western Division	1-0
1937	Green Bay	7	4	0	.636	2-NFL Western Division	-
1938	Green Bay	8	3	0	.727	1-NFL Western Division	0-1
1939	Green Bay#	9	2	0	.818	1-NFL Western Division	1-0
1940	Green Bay	6	4	1	.600	2-NFL Western Division	-
1941	Green Bay	10	1	0	.909	T1-NFL Western Division	0-1
1942	Green Bay	8	2	1	.800	2-NFL Western Division	-
1943	Green Bay	7	2	1	.778	2-NFL Western Division	-
1944	Green Bay#	8	2	0	.800	1-NFL Western Division	1-0
1945	Green Bay	6	4	0	.600	3-NFL Western Division	-
1946	Green Bay	6	5	0	.545	3-NFL Western Division	-
1947	Green Bay	6	5	1	.545	3-NFL Western Division	-
1948	Green Bay	3	9	0	.250	4-NFL Western Division	-
1949	Green Bay	2	10	0	.167	5-NFL Western Division	-
1950	Chi. Cardinals	5	7	0	.417	5-NFL American Conference	-
1951	Chi. Cardinals	2	8	0	.200	6-NFL American Conference	-
1952	Washington	4	8	0	.333	T5-NFL American Conference	-
1953	Washington	6	5	1	.545	3-NFL Eastern Conference	-
Totals (33 years)		226	132	22	.631		3-2
Green Bay (29 years)		209	104	21	.668		3-2

—#—Won NFL championship

DONALD MONTGOMERY HUTSON

There's no better testament to Don Hutson's dominance in pro football than the 1946 National Football League Record and Rules Manual. Nearly a full page was devoted to the 19 league records Hutson held when he retired following the 1945 season. At the time, he held eight career records, four single-season records, one game record and six miscellaneous records.

Hutson not only held those benchmarks, he literally obliterated the previous records in the process.

He was the NFL's all-time leading scorer with 825 points. Future Pro Football Hall of Fame halfback Ken Strong was second with 422. Hutson's 105 career touchdowns was another of his scoring records. Former Packers halfback Verne Levellens was second with 50.

Hutson was the NFL's all-time leading receiver with 488 receptions. Jim Benton was next with 190. Hutson also held the record for most receiving yards with 7,991. Again, Benton was second with 3,309 yards, or not even half of Hutson's total.

No player before or since has statistically dominated the game the way Hutson did from 1935 to 1945.

A native of Pine Bluff, Ark., and a product of the University of Alabama, Hutson signed with the Packers in February 1935. That was the year before the first NFL draft and Hutson was free to sign with any team in the league.

The story often told by Curly Lambeau was that he scouted Hutson in the Rose Bowl and that the Alabama star signed two contracts — one with the Packers and another with John "Shipwreck" Kelly, a minority owner of the Brooklyn Dodgers — and league president Joe Carr awarded him to Green Bay based on the postmarks on the two envelopes mailed to his office. Lambeau wasn't at the Rose Bowl and the NFL office has no record of Brooklyn submitting a second contract, so only Lambeau and Hutson would have known if there was any truth to the story.

But what's beyond doubt is that Hutson couldn't have landed with a team more suited to his skills. The Packers under Lambeau were pro football's pioneers of the forward pass.

They only became more prolific with Hutson, and more successful. They had won three NFL championships before Hutson's arrival and they would win three more during his 11-year career.

Hutson set the tone in what essentially served as his coming-out party. On the first offensive play of his second pro game, he ran a fly pattern and caught an 83-yard touchdown pass from Arnie Herber as the Packers beat the rival Bears, 7-0.

Hutson would go on to lead the NFL in receptions eight times and in receiving yards seven times. He would lead it in scoring five times. He was named the league's official MVP in 1941 and 1942. He was named to either the official NFL or *The Associated Press* all-pro team, or both, nine times.

Teammates and opponents alike were in awe of his abilities as a pass receiver. In 2000, Bernie Scherer, another of the Packers' ends from 1936 to 1938, said, "Don Hutson was the Jerry Rice of his era."

"He was the best I've ever seen. I don't like to compare players then with players now. But he was head and shoulders above the ones in that era," said Bulldog Turner, legendary center and linebacker for the Chicago Bears.

The rules of the game for most of Hutson's career forced players to play both offense and defense. For that reason, most ends were tall and strapping, or short and stocky. They had to be formidable blockers and play defensive end in a seven-man front.



Hutson was no different, at least until near the end of his career.

He normally lined up a yard from the left tackle in the Packers' Notre Dame Box offense, although Lambeau would put in special plays and split him out at times. Defensively, Hutson at 6 feet, 1 inch tall and 183 pounds, played on the line for most of his first four seasons.

As a result, he was a liability as both a blocker and defender.

But he was a nonpareil as a receiver.

That's why his legacy has stood the test of time. Along with dominating the game as a receiver, he revolutionized the position. He was a specialist and a playmaker when that meant he was one-of-a-kind, not one of many.

Starting in 1939, when the Packers added blocking back-defensive end Larry Craig, Hutson also was able to move into the secondary on defense. Over his final six seasons, he intercepted 30 passes. Hutson also kicked extra points from 1940 to 1945.

Upon retirement, his No. 14 was the first retired by the Packers, and he also was one of the Pro Football Hall of Fame's charter inductees.

Donald Montgomery Hutson, born Jan. 31, 1913, in Pine Bluff, Ark., died June 26, 1997, at the age of 84.

HUTSON AT A GLANCE ...

- Hutson was the first Packers player to have his number retired. His No. 14 was retired in 1951. He also was a charter inductee in the Pro Football Hall of Fame in 1963 and in the Packers Hall of Fame in 1970.
- When Hutson played, he was listed as an end. To call him a wide receiver would be a misnomer. While he might have been a forerunner of today's wideouts, he normally lined up a yard from the left tackle in Curly Lambeau's Notre Dame Box offense.
- Hutson benefited greatly when the Packers added Larry Craig in 1939. Up to that point, Hutson had to double as an offensive and defensive end at 6 feet, 1 inch tall and 183 pounds. Craig, whose nickname was "Superman," played blocking back on offense and shifted to end on defense, allowing Hutson to move into the secondary and take less of a beating.
- While Hutson has been credited with running anywhere from 9.5 to 9.7 in the 100-yard dash, he was actually described as having "deceptive speed" during his pro career and probably ran closer to a 10-flat. As a senior, he finished second in the 220-yard dash in the Southeastern Conference meet, but he never placed in the top three in the 100. Jesse Owens' winning time in the 100 in the 1935 NCAA Track & Field Championships was 9.8.
- Hutson averaged 60 catches and 951 yards in the four seasons from 1942 to 1945, when hundreds of other NFL players were away at war, compared to averages of 39 receptions and 642 yards in his other eight seasons.

DON HUTSON'S PRO STATISTICS

Year	Team	RECEIVING						RUSHING				INTERCEPTIONS			TOTAL	
		GP	No	Yds	Avg	LG	TD	No	Yds	Avg	TD	No	Yds	TD	TD	TD
1935	Green Bay	9	18	420	23.3	83†	*6	6	22	3.7	0	-	-	0	*7	
1936	Green Bay	12	*34	*536	15.8	58†	*8	1	-3	-3.0	0	-	-	0	*9	
1937	Green Bay	11	*41	552	13.5	78†	*7	14	26	1.9	0	-	-	0	*7	
1938	Green Bay	10	32	*548	17.1	54	*9	3	-1	-0.3	0	-	-	0	*9	
1939	Green Bay	11	*34	*846	24.9	92†	*6	5	26	5.2	0	-	-	0	6	
1940	Green Bay	11	45	664	14.8	36†	*7	0	0	0.0	0	*6	24	0	7	
1941	Green Bay	11	*58	*738	12.7	45†	*10	4	22	5.5	2	1	32	0	*12	
1942	Green Bay	11	*74	*1,211	16.4	73†	*17	3	4	1.3	0	7	71	0	*17	
1943	Green Bay	10	*47	*776	16.5	79†	*11	6	41	6.8	0	8	*197	1	*12	
1944	Green Bay	10	*58	*866	14.9	55†	*9	12	87	7.3	0	4	15	0	*9	
1945	Green Bay	10	*47	834	17.7	75†	*9	8	60	7.5	1	4	45	0	10	
Totals (11 years)		116	488	7,991	16.4	92†	99	62	284	4.6	3	30	389	1	105	

*Led NFL

Completed 1 of 11 passes (9.1 percent) for 38 yards, 1 TD and 2 INT; returned 5 kickoffs for 45 yards; scored 823 points (including 7 for 17 on FG attempts and 172 for 183 on PAT attempts).



Nearly five decades after his death, Vince Lombardi remains one of the most recognizable sports figures of all time.

His name graces the Super Bowl trophy. His likeness can be seen in a 14-foot statue at Lambeau Field. A flamboyant and captivating figure, he has been the subject of a Broadway play, an HBO documentary and a best-selling biography.

In his nine seasons as head coach of the Packers, Lombardi won five NFL championships, including victories in Super Bowls I and II. His regular-season record of 89-29-4 calculates to a remarkable .754 winning percentage, and his postseason record was an even more remarkable 9-1.

And yet, Lombardi's name wasn't always so recognizable.

On Dec. 17, 1958, Ray "Scooter" McLean resigned under fire following a 1-10-1 season, the worst in Packers history. The search to replace him took exactly six weeks. At the time, Lombardi had been running the New York Giants' offense for five years. During that period, the Giants had won the 1956 NFL championship and lost the memorable 1958 title game to the Baltimore Colts in overtime. But Lombardi's title was simply backfield coach, and he wasn't well known outside NFL circles.

What's more, Lombardi had never been a head coach anywhere but St. Cecilia High School in New Jersey.

He certainly wasn't a household name in Green Bay. So when club president Dominic Olejniczak recommended him to the executive committee, member John Torinus replied, "Who the hell is Vince Lombardi?" So did many fans. But it didn't take long to find out.

Olejniczak announced at 3 p.m. on Jan. 28, 1959, at a press conference at the Hotel Northland, that Lombardi had accepted a five-year contract as coach and general manager. Lombardi arrived in Green Bay on Feb. 2 and was introduced at a press luncheon at the Northland the next day.

It was there that he declared, "I want it understood that I'm in complete command." Just as emphatically, he also stressed, "I've never been associated with a loser and I don't expect to be now."

The Packers' board of directors officially followed through on its promises to Lombardi at an April 28 meeting when it reduced the executive committee from 13 to seven members and streamlined the administrative operation.

By then, Lombardi was well on his way to changing the culture of the organization and making a lasting impression on his players. That first offseason, he and his assistants spent countless hours watching film of the previous year's games. He summoned players for individual and small-group meetings, one of which led to the trade of the team's biggest star, receiver Billy Howton.

Lombardi ordered walls to be knocked down and carved out a nice office for himself as part of a remodeling project at the team's office building on Washington Street. He settled on retaining St. Norbert College as the team's headquarters for training camp. He changed the uniforms to a design that, for the most part, is still in use today.

Lombardi's offense was basic and methodical. His signature play was the Power Sweep, now often referred to as the Lombardi Sweep. It consisted of the halfback — normally Paul Hornung for much of Lombardi's time in Green Bay — following pulling guards Jerry Kramer and Fuzzy Thurston.

Lombardi was famous for his pursuit of perfection, often dedicating long hours of film study or practice to just one element of one play.

His first season was a stunning success. He used many of the same players from that 1-10-1 team of 1958 and finished 7-5 in 1959, winning unanimous coach of the year honors. His first game was a 9-6 victory over the Chicago Bears in City Stadium — later renamed Lambeau Field — and when it was over, the players carried their coach off the field in triumph.

In 1960, the Packers won the Western Conference title, going 8-4. That brought Lombardi to his first NFL Championship Game, which the Packers lost, 17-13, to the Eagles at Franklin Field.

It didn't take long for Lombardi to earn redemption, however. In 1961, after an 11-3 season, the Packers demolished his former team, the Giants, 37-0, winning the team's first title since 1944.

His teams went on to capture four more NFL crowns: in 1962, 1965, 1966 and 1967. Green Bay also won the first two Super Bowls after the 1966 and 1967 titles, respectively. In Lombardi's final game as Green Bay head coach, the Packers defeated Oakland, 33-14, in Super Bowl II at the Orange Bowl in Miami.

But the Packers' 1967 season isn't remembered for that Super Bowl. Instead, the 1967 campaign is remembered for the NFL title game against Dallas, perhaps the most famous game in football history, now commonly referred to as the "Ice Bowl." The Lambeau Field temperature at kickoff that day (Dec. 31, 1967) was minus-13, with the wind chill dipping to minus-46.

Lombardi had heating coils installed underneath the Lambeau Field turf prior to the season and had proudly showed them off the day before the game. But on a day when they were dearly needed, they didn't work and it wasn't because of an electrical problem. Moisture had built up

VINCENT THOMAS LOMBARDI

overnight under a tarp and started turning to ice soon after the tarp was removed. Consequently, the thermostat couldn't be cranked up high enough to deal with the severe conditions.

With 13 seconds left, Bart Starr's 1-yard touchdown plunge gave the Packers a come-from-behind 21-17 victory.

Lombardi retired as head coach after the season, but retained his general manager's duties for one more year.

Ultimately, Lombardi was bored being "out of action" and in 1969 accepted the head-coaching position with the Washington Football Team, a franchise that hadn't had a winning season in 13 years. In Lombardi's first and only season in Washington, the team went 7-5-2.

Shortly after Lombardi's 1970 death, before Super Bowl V, commissioner Pete Rozelle made what remains arguably the greatest tribute in league history, naming the Super Bowl championship trophy the Vince Lombardi Trophy.

In August 2003, before the rededication of a renovated Lambeau Field, the Packers unveiled statues of Lombardi and team founder Curly Lambeau in what is now the Robert E. Harlan Plaza outside the Lambeau Field Atrium. Each statue is 14 feet high atop a four-foot base and two-foot steps.

Lombardi was named head coach of the Packers when he was 45 years old. Along with serving as an assistant with the New York Giants, he also had been a college assistant at Fordham and Army. He also played collegiately at Fordham, where he was a member of the legendary "Seven Blocks of Granite."

Perhaps the most famous quote commonly attributed to Lombardi wasn't even his own. Legendary actor John Wayne uttered the phrase "Winning isn't everything, it's the only thing!" in a 1953 film called *Trouble Along the Way*.

Vincent Thomas Lombardi, born June 11, 1913, in Brooklyn, N.Y., died of cancer Sept. 3, 1970, at the age of 57.

LOMBARDI AT A GLANCE ...

- Born June 11, 1913. Grew up in the Sheepshead Bay neighborhood of Brooklyn.
- Hoped to become a priest and enrolled at Cathedral College of the Immaculate Conception following eighth grade. Four years later, Lombardi transferred to Brooklyn's St. Francis Prep, where he played one season of high school football.
- Enrolled at Fordham University in the fall of 1933, where he played under Jim Crowley, who had played high school football at Green Bay East under Curly Lambeau. As a senior in 1936, Lombardi started at right guard on Fordham's celebrated "Seven Blocks of Granite" front line.
- Wellington Mara, late owner of the New York Giants and member of the Pro Football Hall of Fame, was a classmate at Fordham. They graduated together in the spring of 1937.
- After Fordham, Lombardi played some pro ball for the Brooklyn Eagles and some semipro football for the Wilmington Clippers. He enrolled in Fordham's law school in 1938, but lasted only a semester.
- Accepted a teaching position at St. Cecilia High School in Englewood, N.J., in the fall of 1939. Got the job when former Fordham teammate and new football coach Andrew Palau asked him to be his line coach. Lombardi's starting salary was \$1,700. He also coached basketball, and taught physics, chemistry and Latin.
- Became head football coach at St. Cecilia in 1942. In five seasons with the Saints, his teams compiled a 34-2-game unbeaten streak, including a 25-game winning streak.
- Coached as an assistant at Fordham (1946-48) and at Army (the United States Military Academy) under legendary Earl "Red" Blaik from 1949-53. Backfield coach of the New York Giants, 1954-58.
- Carried off the field at least five times by his players. The first time was his first game with the Packers, the 1959 opener against Chicago; the last time was his last game, Super Bowl II.

Year	COACHING	W	L	T	Pct	Finish	Playoffs
1959	Green Bay	7	5	0	.583	3-NFL Western Conference	-
1960	Green Bay	8	4	0	.667	1-NFL Western Conference	0-1
1961	Green Bay#	11	3	0	.786	1-NFL Western Conference	1-0
1962	Green Bay#	13	1	0	.929	1-NFL Western Conference	1-0
1963	Green Bay	11	2	1	.846	2-NFL Western Conference	-
1964	Green Bay	8	5	1	.615	2-NFL Western Conference	-
1965	Green Bay#	10	3	1	.769	1-NFL Western Conference	2-0
1966	Green Bay#	12	2	0	.857	1-NFL Western Conference	2-0
1967	Green Bay#	9	4	1	.692	1-NFL Central Division	3-0
1969	Washington	7	5	2	.583	2-NFL Capitol Division	-
NFL totals (10 years)		96	34	6	.738		9-1
Green Bay (9 years)		89	29	4	.754		9-1

#—Won NFL championship

GREEN BAY'S SIX RETIRED UNIFORM NUMBERS



The Green Bay Packers formally retired Brett Favre's No. 4 on Saturday, July 18, 2015, in conjunction with his induction into the Packers Hall of Fame. His retired number was formally unveiled on Thursday, Nov. 26, 2015, at a Thanksgiving night game vs. the Chicago Bears. The retirement of No. 4 marked only the sixth time in the history of the franchise that the team formally removed a uniform number from circulation.

The last player who had his number retired was Reggie White, whose No. 92 was retired in the 2005 home opener. The gesture was not spurred by White's premature death in December 2004. In fact, then-Packers CEO Bob Harlan had met with White three months before he passed away and told him of the team's plans to retire the number during the '05 season. Favre's number joined the retired numbers displayed on the green façade of Lambeau Field's north end zone.

Like Favre, the five previous players to have their number retired by the Packers are in the Pro Football Hall of Fame. There is no evidence that Tony Canadeo, one of those five, was ever honored at a public ceremony.

The team's five known number-retirement dates:

14 Don Hutson*	12/02/51	vs. New York Yanks	City Stadium
15 Bart Starr*	11/11/73	vs. St. Louis Cardinals	Lambeau Field
66 Ray Nitschke*	12/04/83	vs. Chicago Bears	Lambeau Field
92 Reggie White	09/18/05	vs. Cleveland Browns	Lambeau Field
4 Brett Favre	07/18/15	Packers Hall of Fame induction banquet	Lambeau Field Atrium

*Research supplied by the *Green Bay Press-Gazette*



Lite

MITSUBISHI ELECTRIC

DIAMOND VISION

bellin health

RETIRED NUMBERS

14

DON HUTSON

3

TONY CANADEO

15

BART STARR

66

RAY NITSCHKE

92

REGGIE WHITE

4

BRETT FAVRE

RETIRED NUMBERS

COMMUNITY

ADMIN. & COACHES

VETERANS

DRAFT & FREE AGENTS

2020 REVIEW

RETIRED NUMBERS

LAMBEAU FIELD

MISC.

SHAREHOLDER HISTORY & FINANCIAL HISTORY

Of all the things that make the Green Bay Packers and their story incredible and unique, the most significant is simply this: The team is literally owned by its fans.

Presently, approximately 361,362 people, representing 5,009,479 shares, can lay claim to a franchise ownership interest.

Shares of stock include voting rights, but the redemption price is minimal, no dividends are ever paid, the stock cannot appreciate in value, and there are no season-ticket privileges associated with stock ownership. No shareholder is allowed to own more than 200,000 shares, a safeguard to ensure that no one individual is able to assume control of the club.

Fans took ownership of the franchise in 1923.

The Indian Packing Corporation was the team's first sponsor in 1919 and 1920. Frank L. Peck, president of Indian Packing, put up the money the first year to buy uniforms and other equipment. The team wore Indian Packing's "Council" brand emblem on its jerseys in 1920 and was run by a group led by C.M. "Neil" Murphy as business manager. Joe Delloye as secretary and Frank Jonet as treasurer. In both seasons, the Packers operated as a semipro team, playing mostly against opponents from other Wisconsin cities and Michigan's Upper Peninsula.

The Acme Packing Co. of Chicago purchased Indian Packing following the completion of the 1920 season, and through John and J. Emmett Clair, applied for a franchise in the fledgling American Professional Football Association the following August. The Clairs, who were running the Acme plant in Green Bay, had title to the team during the 1921 season.

The APFA revoked the franchise in January 1922 as a penalty for the Packers using college players under assumed names in a non-league game against Racine at the end of the 1921 season.

At its June meeting, six months later, the APFA changed its name to the National Football League, and Green Bay was readmitted thanks to the persistence of Curly Lambeau. Lambeau was awarded the franchise only after the Clair brothers finally agreed to surrender rights to it. They had moved back to Chicago, but there was concern for a period of time that they might relocate the franchise there.

Lambeau and three others — George Whitney Calhoun, Nathan Abrams and Joseph Ordens — formed a corporation called the Green Bay Football Club that ran the Packers in 1922. But it suffered heavy losses in its one season due to lack of resources and bad weather.

That was when Andrew B. Turnbull, civic leader and one of the owners of the *Green Bay Press-Gazette*, stepped forward and led the effort to create the Green Bay Football Corporation.

The first stock sale was launched Aug. 20, 1923. Shares were sold for \$5, although anyone purchasing five shares also received a box-seat ticket for all home games. Turnbull, Lee Joannes and local attorney John Kittell had signed the first articles of incorporation six days earlier. The state of Wisconsin affixed its official seal to them Aug. 23.

The first meeting of stockholders of the Green Bay Football Corp. was held Sept. 17, 1923, at the Brown County Courthouse. Fifteen board members were elected, and they, in turn, chose a five-man Executive Committee.

Turnbull was named president; Kittell, vice president; and Joannes, secretary and treasurer. Dr. W.W. Kelly and George DeLair were elected at-large members.

The Green Bay Football Corporation continued to run the franchise until Aug. 15, 1933, when it went into receivership. Frank Jonet, who had previously audited the corporation's books, was appointed the receiver. The corporation's financial problems stemmed largely from

a lawsuit brought by Willard Bent, a fan who fell from the stands at a game at City Stadium in 1931 and was awarded close to \$5,000 in damages. The so-called Hungry Five, along with Jonet, ran the franchise while it was in receivership. However, the minutes of a special NFL meeting held in February 1933 stated that title to it was actually transferred into Joannes' name.

The Hungry Five included Joannes, who had been elected president of the corporation in 1930; attorney Gerald Clifford, who had been elected to the Executive Committee the same year; Turnbull, Kelly and Lambeau.

The Packers emerged from receivership in January 1935 and reorganized as The Green Bay Packers, Inc., the community-owned company that remains active today, although the word "The" was dropped in 1997 when the articles of incorporation were amended.

There now have been five stock drives since the Packers became community owned in 1923. (See chart on next page for details.)

The **second** sale, in 1935, made it possible for the Packers to reorganize following more than 16 months in receivership. The **third**,

1923



1935



1950



EVENTS THAT HELPED TO STABILIZE PACKERS FINANCIALLY, 1920-66

- **Building a fence at Hagemister Park, 1920** — After playing on an open field and passing a hat to collect money in their first season, the Packers needed to find a way to charge admission in order to survive. C.M. "Neil" Murphy was named business manager in July 1920 and led the effort to get a fence built around the playing field at Hagemister Park. "... It was entirely due to his ability as an executive that the team prospered," the *Green Bay Press-Gazette* wrote two years later in its first review of Packers history.
- **A.B. Turnbull's support, 1922-23** — When Curly Lambeau and George Whitney Calhoun were debating whether to go ahead with a game against Duluth on Thanksgiving Day 1922, with rain pouring down and a big financial loss all but a certainty, Turnbull prodded them to play. And, if they did, he vowed to get the business community to rally around the team before the next season. Turnbull, one of the owners of the *Press-Gazette*, fulfilled his promise and led the effort to organize the Green Bay Football Corp. prior to the start of the 1923 season.
- **Decision to play games in Milwaukee, 1933** — Moving a home game to Borchert Field that season allowed the team to tap into a larger market, expand its territory beyond the NFL's traditional 75-mile radius and thwart efforts to establish a competing pro franchise in Milwaukee. The Packers played home games in both Green Bay and Milwaukee from 1933-94.
- **Court decision to appoint receiver, 1933** — The Packers petitioned for a friendly receiver as litigation over a lawsuit involving a fan who fell from the stands at City Stadium proceeded. Henry Graas, Brown County circuit judge, appointed local accountant Frank Jonet receiver. Jonet had ties to the Packers going back to 1919.
- **Second stock drive, 1934-35** — Twenty-five business and industrial leaders agreed in December 1934 to raise \$10,000 to "Save the Packers." Weeks later, the Packers had met their goal through a second stock sale and were reorganized as the Green Bay Packers, Inc.
- **NFL's initiation of college draft, 1936** — Kept small-market teams such as the Packers competitive with big-city opponents.
- **Decision to invest in war bonds, 1940s** — Money in reserve carried team despite losses of at least \$25,000 in 1943 alone, as World War II depleted rosters.
- **Intrasquad game, Thanksgiving 1949** — Packers brought old-timers back, drawing 15,000 to City Stadium, earning close to \$50,000.
- **Third stock drive, 1950** — After Lambeau's departure, team raised more than \$100,000.
- **Bert Bell's push for league-wide TV package, 1950s** — With help from Congress, Commissioner Bell laid the groundwork for CBS-TV deal that allowed all teams, large-market and small-market, to share revenue and was in place by the 1961 season. In 1966, Commissioner Pete Rozelle signed first NFL TV package, with CBS and NBC, giving Packers more than \$1 million.



Jonet

in 1950, saved the Packers when they were facing nearly \$90,000 in debt. The **fourth** was launched in late 1997. It added 105,989 new shareholders and supported the Lambeau Field redevelopment project. With the NFL backing the plan, the previous 1,940 shareholders overwhelmingly voted to amend the articles of incorporation on Nov. 13, 1997. The vote authorized the Packers to sell up to one million shares to raise funds for capital improvements, and existing stockholders received a 1,000-to-1 split on their original shares. Fans immediately were able to call a special toll-free number, or tap into the team's website for information on how to buy the 400,000 shares made available to the public. In the first 11 days, roughly one-third – or \$7.8 million – of the total amount transacted was sold. Orders came in at a rate of 3,500 per day during this early period, generating about \$700,000 each day.

Shares of stock were purchased by citizens from all 50 states, in addition to fans in Guam and the U.S. Virgin Islands. More than half (53.6 percent) of the shares were bought by Wisconsin residents.

The **fifth** sale was launched in December 2011 and saw more than 250,000 people purchase over 269,000 shares. In an overwhelming response, fans purchased more than 185,000 shares in the first two days alone. By late December, the team made an additional 30,000 shares available beyond the initial 250,000 to accommodate demand. Proceeds were directed toward the 2011-2013 expansion of Lambeau Field.

For the first time, fans in Canada were able to purchase shares – 2,000 did so – and approximately 99 percent of all shares were purchased online.

Today, an annual meeting of shareholders is held in July, an event that returned to Lambeau Field in 2006. The shareholders elect a board of directors to run the corporation. The board, in turn, elects a seven-member Executive Committee, consisting of a president, vice president, treasurer, secretary and three members at large. The president is the only officer who receives compensation.

Shares of stock cannot be resold, except back to the team for a fraction of the original price. Limited transfer of shares (i.e., to heirs and relatives) is permissible.

Based on the original "Articles of Incorporation for the (then) Green Bay Football Corporation," if the Packers franchise is sold,

after the payment of all expenses, any remaining funds will go to the Sullivan-Wallen Post of the American Legion in order to build "a proper soldiers' memorial." This stipulation was enacted to ensure that the club remained in Green Bay and that there could never be any financial enhancement for the shareholder. The beneficiary was changed from the Sullivan-Wallen Post to the Green Bay Packers Foundation on the basis of a shareholder vote at the November 1997 meeting.



1923	1935	1950	1997	2011
Share price: \$5	Share price: \$25	Share price: \$25	Share price: \$200	Share price: \$250
Shares sold: 1,109	Shares sold: 484	Shares sold: 4,165½	Shares sold: 120,010	Shares sold: 269,640
Amount raised: \$5,545	Amount raised: \$12,100	Amount raised: \$104,137.50	Amount raised: \$24,002,000	Amount raised: \$67,407,750

PACKERS STRUGGLE FOR SURVIVAL: FINANCIAL UPS & DOWNS, 1919-57

\$500	Sum, according to Curly Lambeau, given to him by Frank Peck, president of Indian Packing Company, for uniforms and equipment in 1919.
\$276	Paid to each player at the end of the 1920 season, the Packers' second year of play as an independent team. Checks for that amount were given to the players at a team banquet at De Lair's Café in downtown Green Bay following the season. Thanks to business manager Neil Murphy's efforts to build a fence around the playing field at Hagemester Park, allowing them to charge admission, the Packers showed a profit of \$6,049.53.
\$100	Original franchise fee set Sept. 17, 1920, at a meeting of the American Professional Football Association, which would become the NFL two years later. While it has been written that the fee was reduced to \$50 in 1921 when the Packers joined the league, no such motion was ever recorded in the league minutes. If the Packers ever paid a franchise fee, a record of it has yet to be found.
\$3,800	Amount the <i>Green Bay Press-Gazette</i> reported that the Clair brothers, John and J. Emmett, lost during the 1921 season, the Packers' first in what became the NFL. The Clair brothers ran both the Acme Packing Co. and the football team.
\$1,000	Guarantee Packers had to post to rejoin the NFL in 1922 after being booted out following the 1921 season for using college players under assumed names in a non-league game against Racine. Each NFL team was required to post that amount before the start of the season as a guarantee against violations of league rules.
\$147.74	Reported loss of the Green Bay Football Corporation in 1923, its first season of existence. Receipts totaled \$35,315.69. Expenses totaled \$35,463.43, including \$12,253.50 for player salaries.
\$4,989	Verdict awarded in 1933 to Willard J. Bent who fell from stands at City Stadium in 1931 and sued team. The total award was actually \$5,544.10, but it was decreased 10 percent because of plaintiff's contributory negligence. Fan's fall sent Packers into receivership. Local accountant Frank Jonet said years later that when he was appointed receiver, the judge handed him \$76.18 in cash and unpaid bills amounting to more than \$15,000.
\$12,100	Amount raised through the sale of stock in 1935 allowing the franchise to emerge from receivership and reorganize as the Green Bay Packers, Inc. Frank Jonet, the receiver, would later say that the Packers settled their indebtedness for about \$8,000, leaving them with roughly \$4,000 to start the 1935 season.
\$32,000	Amount Packers paid in 1946 for Rockwood Lodge, a training quarters they hoped would alleviate their housing problems for players. The board of directors also approved \$8,000 worth of additional improvements. Also, the Packers' Executive Committee approved the purchase of five pre-fabricated cottages located next to the lodge at a cost of \$3,500 each, or a total of \$17,500.
\$90,000	Loss the Packers were facing, according to club president Emil Fischer, when they announced on November 14, 1949, that they would have to play an intrasquad game on Thanksgiving Day to save the franchise.
\$75,000	Amount paid by insurance company to Packers after Rockwood Lodge burned to ground in January 1950.
\$104,137.50	Funds raised by third Packers stock drive in the spring and summer of 1950.
\$12,990.49	Packers' net profit from operations in 1950.
\$32,000	TV money received by the Packers in 1953, allowing them to show a profit of \$29,267. The team was paid \$12,000 for its Thanksgiving Day TV appearance against Detroit and \$20,000 as its share of the league contract.
\$611,276.68	Total ticket sales for 1957 season, the Packers' first in new City Stadium or what is now Lambeau Field. It was a spike of \$62,000 from the previous year. The Packers played three home games in their new stadium and three others plus a preseason game in Milwaukee.

GREEN BAY'S 15 HEAD COACHES



Earl (Curly) Lambeau
1921-49



Gene Ronzani
1950-53



Lisle Blackburn
1954-57



Ray (Scooter) McLean
1958



Vince Lombardi
1959-67



Phil Bengtson
1968-70



Dan Devine
1971-74



Bart Starr
1975-83



Forrest Gregg
1984-87



Lindy Infante
1988-91



Mike Holmgren
1992-98



Ray Rhodes
1999



Mike Sherman
2000-05



Mike McCarthy
2006-18



Matt LaFleur
2019-21

HEAD COACHES BASED ON OVERALL VICTORIES

Coach	Years	Regular Season				Postseason				Overall			
		Won	Lost	Tied	Pct.	Won	Lost	Tied	Pct.	Won	Lost	Tied	Pct.
Earl (Curly) Lambeau ¹	1921-49	209	104	21	.668	3	2	0	.600	212	106	21	.667
Mike McCarthy	2006-18	125	77	2	.618	10	8	0	.556	135	85	2	.613
Vince Lombardi	1959-67	89	29	4	.754	9	1	0	.900	98	30	4	.766
Mike Holmgren	1992-98	75	37	0	.670	9	5	0	.643	84	42	0	.667
Mike Sherman	2000-05	57	39	0	.594	2	4	0	.333	59	43	0	.578
Bart Starr	1975-83	52	76	3	.408	1	1	0	.500	53	77	3	.410
Matt LaFleur	2019-20	26	6	0	.813	2	2	0	.500	28	8	0	.778
Dan Devine	1971-74	25	27	4	.481	0	1	0	.000	25	28	4	.473
Forrest Gregg	1984-87	25	37	1	.405	0	0	0	.000	25	37	1	.405
Lindy Infante	1988-91	24	40	0	.375	0	0	0	.000	24	40	0	.375
Phil Bengtson	1968-70	20	21	1	.488	0	0	0	.000	20	21	1	.488
Lisle Blackburn	1954-57	17	31	0	.354	0	0	0	.000	17	31	0	.354
Gene Ronzani ²	1950-53	14	31	1	.311	0	0	0	.000	14	31	1	.311
Ray Rhodes	1999	8	8	0	.500	0	0	0	.000	8	8	0	.500
Joe Philbin ³	2018	2	2	0	.500	0	0	0	.000	2	2	0	.500
Ray (Scooter) McLean ⁴	1958	1	10	1	.091	0	0	0	.000	1	10	1	.091
Totals		769	+577	38	.571	36	24	0	.600	805	+601	38	.572

¹ — Records do not reflect 1919-20 seasons when Packers played independent football and other non-NFL games.

² — Resigned after 10 games in 1953.

³ — Record does not include final two games of 1953 season, when he served as co-head coach with Hugh Devore (0-2 record).

⁴ — Served as the interim coach for the final four games of the season.

— Record includes two losses in 1953 with Ray (Scooter) McLean and Hugh Devore serving as co-head coaches.

From 1921-71, tie games were not included in winning percentage

FORMER GREEN BAY COACHES VS. PACKERS, 1997-2020

Head Coach, Team	W	L	Pct	Seasons in Green Bay
*Tom Coughlin, Jax-NYG	5	5	.500	Receivers coach, 1986-87
*Andy Reid, Phi-KC	5	5	.500	TE/offensive line asst., 1992-96; QB coach, 1997-98
Jon Gruden, Oak-TB	2	2	.500	Off. assistant, 1992; WR coach, 1993-94
*Mike Holmgren, Sea	2	4	.333	Head coach, 1992-98
Dick Jauron, ChiB-Det-Buf	3	9	.250	Def. backs coach, 1986-94
*Steve Mariucci, SF-Det	3	9	.250	Quarterbacks coach, 1992-95
Marty Mornhinweg, Det.	0	4	.000	Off. assistant/quality control, 1995; QB coach, 1996
*Ben McAdoo, NYG	0	2	.000	Tight ends coach, 2006-11; QB coach, 2012-13
Joe Philbin, Mia	0	1	.000	Asst. OL, 2003; TE/asst. OL, 2004-05; OL, 2006; off. coord, 2007-11, 2018; interim head coach, 2018
Totals	20	41	.327	*—includes playoffs

GREEN BAY'S ALL-TIME ASSISTANT COACHES

Angelichio, Brian	Tight Ends	2016-18	Gizzi, Chris	Strength and Conditioning Coord.	2019-21
Austin, Bill	Offensive Line	1959-64	Graham, Patrick	Defense - Run Game Coord./Inside Lbs.	2018
Baggett, Charlie	Wide Receivers	1999	Gray, Jerry	Defensive Backs	2020
Baker, Joe	Secondary/Safeties	2005		DBs/Passing Game Coordinator	2021
Barry, Butch	Senior Analyst	2020	Greene, Kevin	Outside Linebackers	2009-13
Barry, Joe	Defensive Coordinator	2021	Gregg, Forrest	Offensive Line	1969-70
Bates, Jim	Defensive Coordinator	2005	Gruden, Jon	Off. Assistant/Quality Control	1992
Beightol, Larry	Offensive Line	1999-2005		Wide Receivers	1993-94
Bengtson, Phil	Defensive Line	1959	Gullickson, Rock	Strength & Conditioning Coordinator	2006-08
	Coach of Defense	1960-67	Gustafson, Burt	Linebackers	1971-74
Bennett, Edgar	Running Backs	2005-10		Special Teams	1977-78
	Wide Receivers	2011-14	Hackett, Nathaniel	Offensive Coordinator	2019-21
	Offensive Coordinator	2015-17	Hairston, Carl	Defensive Ends	2006-08
Bevell, Darrell	Off. Assistant/Quality Control	2000-01	Hanner, Dave	Defensive Line	1965-71
	Offensive Assistant	2002		Defensive Coordinator	1972-74
	Quarterbacks	2003-05		Asst. Head Coach, Def. Coordinator	1975-79
Blache, Greg	Defensive Line	1988-93		Quality Control	1982
Blasko, Jeff	Assistant Offensive Line	2017-18	Haskell, Gil	Running Backs	1992-94
Bonamego, John	Special Teams Coordinator	2003-05		Wide Receivers	1995-97
Bratkowski, Zeke	Offensive Backs	1969-70	Hayes, Jay	Assistant Defensive Line	2018
	Quarterbacks	1975-78	Heardren, Tom	Defense	1954-55, 1957
	Quarterbacks/Off. Backs	1979-81	Hecker, Norb	Defensive Backs	1959-65
Brock, Charley	Defense	1949	Hilgenberg, Joel	Offensive Quality Control	2011
Brooks, Larry	Defensive Line	1994-98		Assistant Offensive Line	2012-13
Brown, Kippy	Running Backs	2000	Hilton, John	Off. Backs/Special Teams	1986
Brunner, John	Offensive Backs	1983	Holland, Johnny	Def. Assistant/Quality Control	1995-97
Bullough, Hank	Defensive Coordinator	1988-91		Special Teams	1998
Burns, Jerry	Defensive Backs	1966-67		Linebackers	1999
Butkus, Luke	Assistant Offensive Line	2019-21	Hood, Justin	Defensive Quality Control	2021
Campen, James	Asst. Off. Line/Quality Control	2004-05	Hostler, Jim	Offense - Pass Game Coordinator	2018
	Assistant Offensive Line	2006	Hutsun, Don	Backs/Ends	1944-48
	Offensive Line	2007-17	Jackson, Charlie	Defensive Quality Control	2005
	Offense - Run Game Coord./Off. Line	2018	Jagodzinski, Jeff	Tight Ends	1999-2003
Capers, Dom	Defensive Coordinator	2009-17		Offensive Coordinator	2006
Carpenter, Lew	Receivers/Passing Game	1975-79	Jauron, Dick	Defensive Backs	1986-94
	Receivers	1980-85	Johnston, Kent	Strength/Conditioning	1992-98
	Defensive Line	1980	Kettela, Pete	Special Assistant	1981
Cignetti Jr., Frank	Quarterbacks	2018		Offensive Backs	1982
Clark, Joe	Assistant Off. Line	1988-89	Kiesling, Walt	Line	1945-48
	Assistant Off. Line	1990-91	Kiffin, Monte	Linebackers	1983
Clements, Tom	Quarterbacks	2006-11	Kinard, Billy	Defensive Backs	1974
	Offensive Coordinator	2012-14	Klapstein, Earl	Defensive Line	1956
	Associate Head Coach/Offense	2015-16	Knight, Virgil	Strength/Conditioning	1984-85
Cochran, John "Red"	Offensive Backs	1959-66, 1971-74		Strength/Conditioning & Off. Line	1986-87
Colbert, Jim	Defensive Backs	1975		Strength/Conditioning & Tight Ends	1988-90
Coughlin, Tom	Receivers/Passing Game	1986-87	Knott, Ty	Tight Ends	1991
Cromwell, Nolan	Special Teams	1992-97	Knox Jr., Chuck	Offensive Quality Control	2006-08
	Wide Receivers	1998	Koger, Kevin	Def. Assistant/Quality Control	1999
Croom, Sylvester	Running Backs	2001-03	Kotal, Eddie	Offensive Quality Control	2019-20
Curry, Bill	Offensive Line	1977-79	Kuhlmann, Hank	Backfield	1942-43
Davis, Billy	Def. Assistant/Quality Control	2000	LeBeau, Dick	Special Teams	1972-74
Davis, Charlie	Offensive Line	1988-91	Lewis, Connor	Defensive Backs	1976-79
Davis, Wendel	Defensive Quality Control	2019-21		Offensive Quality Control	2020
Devore, Hugh	Ends	1953		ST Asst./Game Mgmt. Specialist	2021
Doll, Don	Defensive Backs	1971-73	Lewis, Eric	Defensive Quality Control	2006-07
Donatell, Ed	Defensive Coordinator	2000-03	Lewis, Sherman	Offensive Coordinator	1992-99
Dotsch, Rollie	Offensive Line	1971-74	Lind, Jim	Def. Assistant/Quality Control	1992-94
Downard, Ryan	Defensive Quality Control	2018		Linebackers	1995-98
	Assistant Defensive Backs	2019-21	Lindsey, Dale	Linebackers	1986-87
	Assistant Special Teams	2018-20	Lord, Bob	Special Teams	1975-76
Drayton, Maurice	Special Teams Coordinator	2021		Offensive Backs	1977-78
	Quality Control Assistant/		Lovat, Mark	Asst. Strength & Conditioning	1999-2009
	Special Teams-Offense	2001-02		Strength & Conditioning Coord.	2010-18
	Off. Quality Control/Asst. Special Teams	2003	Lovat, Tom	Assistant Offensive Line	1980
	Line	1951-53		Offensive Line	1992-98
Drulis, Chuck	Linebackers	2003-05	Mahaffey, Ryan	Offensive Quality Control	2021
Duffner, Mark	Senior Analyst	2021	Mariucci, Steve	Quarterbacks	1992-95
Dunn, John	Assistant Offensive Line	1999	Marshall, John	Linebackers/Special Teams	1980
Eatman, Irv	Defensive Backs	1970		Linebackers	1981-82
Evans, Dick	Defensive Quality Control	2016	Marshall, Steve	Assistant Offensive Line	2014
Evero, Eijro	Offensive Ends	1962-65	Martin, Ruvell	Coaching Asst. (Minority Fellowship)	2020-21
Fears, Tom	Defensive Backs	1980-83	McAdoo, Ben	Tight Ends	2006-11
Fichtner, Ross	Def. Assistant/Quality Control	1998		Quarterbacks	2012-13
Flajole, Ken	Assistant Offensive Line	2007-10	McCarthy, Mike	Quarterbacks	1999
Fontenot, Jerry	Running Backs	2011	McCormick, Tom	Offensive Backs	1967-68
	Tight Ends	2012-15	McCurley, Scott	Defensive Quality Control	2009-13
	Wide Receivers	2005		Assistant Linebackers	2014-17
Franklin, James	Defensive Line	2000-04	McGarigle, Tim	Defensive Assistant	2018
Franklin, Jethro	Special Teams Assistant	2009	McGeorge, Rich	Defensive Quality Control	2017
Fuller, Curtis	Running Backs	2014-15	McLaughlin, Leon	Assistant Offensive Line	2000
Gash, Sam	Wide Receivers	1988-91		Offensive Line	1975-76
Geis, Wayne "Buddy"	Offensive Quality Control	2014-15			
Getsy, Luke	Wide Receivers	2016-17			
	Quarterbacks	2020			
	QB/Passing Game Coordinator	2020-21			

McLean, Ray "Scooter"	Backs	1951-57
McMillan, Ernie	Offensive Line	1978-83
Mennenga, Shawn	Special Teams Coordinator	2019-20
Meyer, John	Linebackers	1975-79
	Defensive Coordinator	1980-83
Meyers, Bill	Assistant Offensive Line	1982-83
Miles, Trent	Off. Assistant/Quality Control	2000
Miller, Brad	Def. Assistant/Quality Control	2001-02
	Assistant Defensive Line	2003-04
	Assistant Special Teams	2005
Modzelewski, Dick	Def. Coordinator/Def. Line	1984-87
Molenda, Bo	Backs	1947-48
Montgomery, Jerry	Defensive Front Assistant	2015-17
	Defensive Line	2018-21
Mornhinweg, Marty	Off. Assistant/Quality Control	1995
	Quarterbacks	1996
	Special Teams Assistant	2010-13
Morton, Chad	Defensive Line	1957-58
Morton, Jack	Outside Linebackers	1988-91
Moseley, Dick	Quarterbacks	1974
Moss, Perry	Linebackers	2006
Moss, Winston	Assistant Head Coach/Linebackers	2007-08
	Asst. Head Coach/Inside Linebackers	2009-13
	Assistant Head Coach/Linebackers	2014
	Associate Head Coach/Linebackers	2015-18
	Backs	1950
Notling, Ray	Special Teams	2000-02
Novak, Frank	Special Teams Consultant	2003-04
	Defensive Tackles	2005-08
Nunn, Robert	Inside Linebackers	2019-21
Olivadotti, Kirk	Special Teams	1999
Ortmayer, Steve	Tight Ends	2019-21
Outen, Justin	Defensive Quality Control	2019-20
Parker, Christian	Linebackers/Special Teams	1984-85
Patera, Herb	Offensive Backs/Special Teams	1987
Peete, Willie	Offensive Backs	1988-91
	Linebackers	2000-02
Pelini, Bo	Secondary-Safeties	2009-17
Perry, Darren	Defensive Coordinator	2018-20
Pettine, Mike	Assistant Offensive Line	2003
Philbin, Joe	Tight Ends/Asst. Offensive Line	2004-05
	Offensive Line	2006
	Offensive Coordinator	2007-11, 2018
	Ends	1950-52
Plasman, Dick	Receivers/Passing Game	1972-74
Polonchek, John	Special Teams/Linebackers	1984
Prier, Chuck	Special Teams	1985
Raih, David	Assistant Offensive Line	2016
	Offensive Perimeter	2017
	Wide Receivers	2018
Redding, Dave	Strength & Conditioning Coordinator	2009
	Asst. Strength & Conditioning	2010
Rehbein, Dick	Special Assistant	1979-80
	Special Teams	1981-83
Reid, Andy	Tight Ends/Assistant Off. Line	1992-96
	Quarterbacks	1997-98
	Backs	1958
Reid, Floyd "Breezy"	Off. Assistant/Quality Control	1998
Reynolds, Gary	Defensive Coordinator	1992-93
Rhodes, Ray	Defense	1958
Richards, Ray	Strength/Conditioning	1991
Riederer, Russ	Defensive Backs	1984-85
Riley, Ken	Offensive Coordinator	1975-76
Roach, Paul	Wide Receivers	2006-10
Robinson, Jimmy	Defensive Backs	1968-69
Robinson, Wayne	Special Assignments	1974
Roland, Johnny	Running Backs	2004
	Offensive Coordinator	2000-05
Rossley, Tom	Strength/Conditioning	1999-2005
Rubin, Barry	Assistant Offensive Line	2001-02
Ruel, Pat	Offensive Quality Control	2009-10
Rushing, John	Asst. WRs/Special Teams	2011
	Offensive Asst./Special Teams	2012-13
	Defensive Quality Control	2014-15
	Line	1954-57
	Defensive Ends	2005
	Defensive Coordinator	2006-08
Rymkus, Lou	Receivers	1966-68
Sanders, Bob	Receivers/Passing Game	1969-71
Schnelker, Bob	Offensive Coordinator	1982-85
	Defensive Backs	2004
Schottenheimer, Kurt	Secondary	2006-08
	Offensive Backs	1984-85
Sefcik, George	Quarterbacks	1986-87
	Tight Ends/Asst. Off. Line	1997-98

Sherman, Ray	Wide Receivers	2000-04
Shurmur, Fritz	Defensive Coordinator	1994-98
Simmons, Jason	Defensive/Special Teams Asst.	2014
	Assistant Special Teams	2015-17
	Secondary	2018
	Defensive Backs	2019
Sirmans, Ben	Running Backs	2016-21
Skorich, Nick	Offensive Line	1958
Stocum, Shawn	Assistant Special Teams	2006-08
	Special Teams Coordinator	2009-14
Slowik, Bob	Defensive Backs	2000-01
	Asst. Head Coach/Def. Backs	2002-03
	Defensive Coordinator	2004
Smith, Mike	Outside Linebackers	2019-21
Smith, Richard "Red"	Assistant Coach	1935-43



Mike Holmgren's first Packers coaching staff, in 1992, contained five future NFL head coaches: Jon Gruden, Dick Jauron, Steve Mariucci, Andy Reid and Ray Rhodes.

Snyder, Bob	Backs	1949
Solari, Mike	Assistant Offensive Line	2015
Starr, Bart	Quarterbacks	1972
Stenavich, Adam	Offensive Line	2019-20
	Off. Line/Run Game Coordinator	2021
Stewart, Rayna	Special Teams Quality Control	2019-20
	Assistant Special Teams	2021
Stidham, Tom	Line	1949
Stock, Mike	Special Teams Coordinator	2006-08
Stuber, Abe	Defensive Backs	1956
Sydney, Harry	General Assistant	1994
	Running Backs	1995-99
Taylor, John "Tarz"	Line	1950-52
Thomas, Emmitt	Defensive Coordinator	1999
Tippett, Howard	Special Teams	1988-91
Tobin, Vince	Special Assistant	2004
Trafton, George	Line	1944
Trgovac, Mike	Defensive Line	1999, 2009-17
Urich, Richard "Doc"	Defensive Line	1981-83
Valesente, Bob	Linebackers	1992-94
	Defensive Backs	1995-98
Van Pelt, Alex	Running Backs	2012-13
	Quarterbacks	2014
	Quarterbacks/Wide Receivers	2015
	Quarterbacks	2016-17
	Defensive Backs	1999
Vitt, Joe	Special Teams	1979
vonAppen, Fred	Defensive Line	1980
	Offensive Assistant	2019
	Wide Receivers	2020-21
Vrable, Jason	Offensive Line	1984-87
Wampfler, Jerry	Assistant Defensive Backs	1999-2004
Washington, Lionel	Def. Nickel Package/Cornerbacks	2005-08
	Defensive Quality Control	2008
Whitt Jr., Joe	Secondary-Cornerbacks	2009-17
	Defense - Pass Game Coordinator	2018
	Wide Receivers	2019
Whitted, Alvis	Offensive Line	1965-68
Wietecha, Ray	Running Game	1969-70
Zampese, Ken	Off. Assistant/Quality Control	1999
Zetts, Tim	Offensive Quality Control	2021
Zook, Ron	Assistant Special Teams	2014
	Special Teams Coordinator	2015-18

—vonAppen resigned before first regular-season game, 1980.

1921-2020

Players who have played in at least one regular-season or playoff game with the Packers; list includes years and regular-season games played

A

Abbrederis, Jared (WR), Wisconsin	2015-16	15
Abrerson, Cliff (B), No college	1946	10
Abrams, Nate (E), No college	1921	1
Abramson, George (G/T), Minnesota	1925	10
Acks, Ron (LB), Illinois	1974-76	40
Adams, Chet (T), Ohio State	1943	10
Adams, Davante (WR), Fresno State	2014-20	100
Adams, Montravius (DL), Auburn	2017-20	45
Adlerley, Herb (CB), Michigan State	1961-69	125
Adkins, Bob (B), Marshall	1940-41, 45	20
Affholter, Erik (WR), Southern California	1991	4
Afflis, Dick (G), Nevada	1951-54	48
Agajanian, Ben (K), New Mexico	1961	3
Aguiar, Louie (P), Utah State	1999	15
Aiyewa, Victor (LB), Washington	2013	5
Akins, Chris (S), Arkansas-Pine Bluff	2000-01	13
Alcorn, Zac (TE), Black Hills State	2006	6
Aldridge, Ben (B), Oklahoma A&M	1953	8
Aldridge, Lionel (DE), Utah State	1963-71	123
Alexander, Jaire (CB), Louisville	2018-20	44
Allen, Jake (WR), Mississippi College	2009	1
Allen, Kenderick (DT), Louisiana State	2006	2
Allerman, Kurt (LB), Penn State	1980-81	29
Allison, Geronimo (WR), Illinois	2016-19	46
Amos, Adrian (S), Penn State	2019-20	32
Amsler, Marty (DE), Evansville	1970	9
Amundsen, Norm (G), Wisconsin	1957	12
Anderson, Eric (LB), Millikin	1987	3
Anderson, Bill (TE), Tennessee	1965-66	24
Anderson, Donny (RB), Texas Tech	1966-71	84
Anderson, John (LB), Michigan	1978-89	146
Anderson, Marques (S), UCLA	2002-03	30
Anderson, Vickey Ray (FB), Oklahoma	1980	7
Andrucci, Joe (G), Southern Conn. State	1998-99	23
Ane, Charlie (C), Michigan State	1981	15
Apst, Marger (B), Southern California	1932	2
Archambeau, Lester (DE), Stanford	1990-92	36
Ard, Billy (G/T), Wake Forest	1989-91	35
Ariey, Mike (T), San Diego State	1989	1
Arnold, Jahine (WR), Fresno State	1999	1
Arthur, Mike (C), Texas A&M	1995-96	16
Artmore, Rodney (S), Baylor	1999	5
Ashmore, Roger (T), Gonzaga	1928-29	21
Askson, Bert (TE), Texas Southern	1975-77	42
Atkins, Steve (RB), Maryland	1979-81	19
Aver, Todd (LB), Western Illinois	1987	3
Austin, Hise (DB), Prairie View A&M	1973	9
Austin, Tavon (WR), West Virginia	2020	4
Avery, Steve (FB), Northern Michigan	1991	1
Aydelette, Buddy (G), Alabama	1980	9

B

Backman, Kennard (TE), Alabama-Birmingham	2015	7
Bailey, Byron (HB), Washington State	1953	10
Bailey, Karsten (WR), Auburn	2002-03	8
Bain, Bill (T), Southern California	1975	14
Baker, Frank (E), Northwestern	1931	2
Baker, Roy (B), Southern California	1928-29	13
Bakhtiani, David (T), Colorado	2013-20	118
Balasz, Frank (B), Iowa	1939-41	13
Baldwin, Al (E), Arkansas	1950	12
Banet, Herb (B), Manchester	1937	7
Banjo, Chris (S), Southern Methodist	2013-16	37
Barber, Bob (DE), Grambling State	1976-79	60
Barbre, Allen (G/T), Missouri Southern State	2007-09	25
Barclay, Don (T/G), West Virginia	2012-13, 15-16	62
Barker, Bryan (P), Santa Clara	2004	16
Barker, Roy (DE), North Carolina	1999	1
Barnes, Emery (DE), Oregon	1956	2
Barnes, Gary (E), Clemson	1962	13
Barnes, Krys (LB), UCLA	2020	13
Barnett, Nick (LB), Oregon State	2003-10	107
Barnett, Solon (T), Baylor	1945-46	5
Barragar, Nate (C), Southern Calif.	1931-32, 34-35	41
Barrett, Jan (E), Fresno State	1963	3
Barrie, Sebastian (DE), Liberty	1992	3
Barrington, Sam (LB), South Florida	2013-15	22
Barry, Al (G), Southern California	1954, 57	24
Barry, Kevin (T), Arizona	2002-05	59
Barry, Norm (B), Notre Dame	1921	5
Barton, Don (B), Texas	1953	5
Bartrum, Mike (TE), Marshall	1995	4
Barzilauskas, Carl (DT), Indiana	1978-79	21
Basing, Myrt (B), Lawrence	1923-27	41
Basinger, Mike (DE), California-Riverside	1974	1

Baxter, Lloyd (C), Southern Methodist	1948	11
Baylis, Evan (TE), Oregon	2019	5
Beach, Sanjay (WR), Colorado State	1992	16
Beasy, Emil (B), No college	1924	1
Beck, Ken (DT), Texas A&M	1959-60	24
Becker, Wayland (E), Marquette	1936-38	30
Bedell, Brad (T), Colorado	2004	4
Beebe, Don (WR), Chadron State	1996-97	26
Beekley, Bruce (LB), Oregon	1980	15
Begelton, Reggie (WR), Lamar	2020	1
Bell, Albert (WR), Alabama	1988	5
Bell, Byron (T/G), New Mexico	2018	12
Bell, Ed (G/T), Indiana	1947-49	35
Bell, Josh (CB), Baylor	2009	4
Bell, Kahlil (RB), UCLA	2013	3
Bell, Tyrone (CB), North Alabama	1999	1
Bennett, Earl (G), Hardin-Simmons	1946	3
Bennett, Edgar (RB), Florida State	1992-96	80
Bennett, Martellus (TE), Texas A&M	2017	7
Bennett, Tony (LB), Mississippi	1990-93	56
Benson, Cedric (RB), Texas	2012	5
Berezney, Paul (T), Fordham	1942-44	31
Berrang, Ed (E), Villanova	1952	1
Berry, Connie (E), North Carolina State	1940	1
Berry, Ed (DB), Utah State	1986	16
Berry, Gary (S), Ohio State	2000	4
Bettencourt, Larry (C), St. Mary's (Calif.)	1933	2
Bettis, Tom (LB), Purdue	1955-61	84
Beverly, David (P), Auburn	1975-80	86
Bibbs, Kapri (RB), Colorado State	2018	2
Bidwell, Josh (P), Oregon	2000-03	64
Bieberstein, Adolph (G), Wisconsin	1926	1
Biegel, Vince (LB), Wisconsin	2017	9
Bigby, Atari (S), Central Florida	2005-10	46
Bilda, Dick (B), Marquette	1944	3
Billups, Lewis (CB), North Alabama	1992	5
Biolo, John (G), Lake Forest	1939	1
Birney, Tom (LB), Michigan State	1979-80	13
Bishop, Desmond (LB), California	2007-11	69
Black, Henry (S), Baylor	2020	8
Blackmon, Roosevelt (CB), Morris Brown	1998	3
Blackmon, Will (CB), Boston College	2006-09	32
Blackshear, Jeff (G), Northeast Louisiana	2002	1
Blaine, Ed (G), Missouri	1962	14
Blair, Michael (RB), Ball State	1998	11
Bland, Carl (WR), Virginia State	1989-90	30
Bloodgood, Elbert (B), Nebraska	1930	3
Bodford, Shaun (WR), Portland State	2006-07	9
Boedeker, Bill (B), Kalamazoo	1950	9
Boerio, Chuck (LB), Illinois	1952	1
Bolden, Juran (CB), Mississippi Delta	1998	3
Bolston, Conrad (DT), Maryland	2007	1
Bolton, Scott (WR), Auburn	1988	4
Bone, Warren (DE), Texas Southern	1987	1
Bono, Steve (QB), UCLA	1997	2
Booker, Vaughn (DE/DT), Cincinnati	1998-99	30
Bookout, Billy (DB), Austin	1955-56	19
Boone, J.R. (B), Tulsa	1953	8
Borak, Fritz (E), Creighton	1938	1
Borden, Nate (DE), Indiana	1955-59	57
Borgognone, Dirk (K), Pacific	1995	2
Bostick, Brandon (TE), Newberry	2013-14	24
Bowdoin, Jim (G), Alabama	1928-31	45
Bowen, Matt (S), Iowa	2001-02	21
Bowens, David (DE), Western Illinois	2000	14
Bowman, Ken (C), Wisconsin	1964-73	123
Boyersky, Jerry (NT), Pittsburgh	1986-89	29
Boyd, Elmo (WR), Eastern Kentucky	1978	2
Boyd, Greg (DE), San Diego State	1983	12
Boyd, Josh (DE/DT), Mississippi State	2013-15	26
Boykin, Jarrett (WR), Virginia Tech	2012-14	39
Boyle, Tim (QB), Eastern Kentucky	2019-20	11
Bracken, Don (P), Michigan	1985-90	80
Brackins, Charlie (QB), Prairie View A&M	1955	7
Braden, Ben (G), Michigan	2020	4
Bradford, Carl (LB), Arizona State	2016	4
Bradford, Corey (WR), Jackson State	1998-2001	42
Bradley, Dave (G), Penn State	1969-71	15
Bradley, Hunter (LS), Mississippi State	2018-20	48
Brady, Jeff (LB), Kentucky	1992	8
Braggs, Byron (DE), Alabama	1981-83	41
Branstetter, Kent (T), Houston	1973	9
Bratkowski, Zeke (QB), Georgia	1963-68, 71	43
Bray, Ray (G), Western Michigan	1952	12
Breeland, Bashaud (CB), Clemson	2018	7
Breen, Gene (LB), Virginia Tech	1964	6
Brennan, Jack (G), Michigan	1939	2
Brice, Kentrell (S), Louisiana Tech	2016-18	36
Briggs, Diyral (LB), Bowling Green State	2010	5
Brock, Charley (C/LB), Nebraska	1939-47	92
Brock, Lou (B), Purdue	1940-45	58
Brock, Matt (DE/DT), Oregon	1998-94	76
Brockington, John (RB), Ohio State	1971-77	85

Brooks, Ahmad (LB), Virginia 2017 12
 Brooks, Barrett (T), Kansas State 2002 2
 Brooks, Bucky (CB), North Carolina 1996-97 5
 Brooks, Robert (WR), South Carolina 1992-98 96
 Bross, Mal (B), Gonzaga 1927 2
 Broussard, Steve (P), Southern Mississippi 1975 4
 Brown, Aaron (DE), Minnesota 1973-74 10
 Brown, Allen (TE), Mississippi 1966-67 19
 Brown, Bob (DT), Arkansas AM&N 1966-73 104
 Brown, Buddy (G), Arkansas 1953-56 47
 Brown, Carlos (QB), Pacific 1975-76 26
 Brown, Dave (CB), Michigan 1987-89 44
 Brown, Donatello (CB), Valdosta State 2017 4
 Brown, Fadol (DL), Mississippi 2018-19 8
 Brown, Gary (T), Georgia Tech 1994-96 25
 Brown, Gilbert (DT), Kansas 1993-99, 2001-03 125
 Brown, Jonathan (DE), Tennessee 1998 4
 Brown, Ken (C), New Mexico 1980 7
 Brown, Robert (LB/DE), Virginia Tech 1982-92 164
 Brown, Tim (HB), Ball State 1959 1
 Brown, Tom (DB), Maryland 1964-68 70
 Brown, Tony (CB), Alabama 2018-19 20
 Browner, Ross (DE/NT), Notre Dame 1987 11
 Bruder, Hank (B), Northwestern 1931-39 98
 Brunell, Mark (QB), Washington 1994 2
 Bucchianeri, Mike (G), Indiana 1941, 44-45 14
 Buchanan, Willie (CB), San Diego State 1972-78 80
 Buck, Cub (T), Wisconsin 1921-25 49
 Buckley, Terrell (CB), Florida State 1992-94 46
 Buhler, Larry (B), Minnesota 1939-41 21
 Bulaga, Bryan (T), Iowa 2010-12, 14-19 115
 Buland, Walt (T), No college 1924 1
 Bulough, Hank (G), Michigan State 1955, 58 20
 Bultman, Art (C), Marquette 1932-34 37
 Burgess, James (LB), Louisville 2020 4
 Burgess, Ronnie (DB), Wake Forest 1985 7
 Burks, Oren (LB), Vanderbilt 2018-20 42
 Burnett, Morgan (S), Georgia Tech 2010-17 102
 Burnette, Reggie (LB), Houston 1991 3
 Burris, Paul (G), Oklahoma 1949-51 29
 Burrow, Curtis (K), Central Arkansas 1988 1
 Burrow, Jim (DB), Nebraska 1976 3
 Bush, Blair (C), Washington 1989-91 48
 Bush, Jarrett (CB/S), Utah State 2006-14 137
 Butler, Bill (B), Tennessee-Chattanooga 1959 11
 Butler, Frank (C/T), Michigan State 1934-36, 38 26
 Butler, LeRoy (CB/S), Florida State 1990-2001 81
 Butler, Mike (DE), Kansas 1977-82, 85 95
 Byrd, Emanuel (TE), Marshall 2017 1

C

Cabral, Brian (LB), Colorado 1980 7
 Cade, Mossy (DB), Texas 1985-86 30
 Caffey, Lee Roy (LB), Texas A&M 1964-69 83
 Cahoon, Ivan (T), Gonzaga 1926-29 31
 Caldwell, David (NT), TCU 1987 3
 Callahan, Joe (QB), Wesley 2017 1
 Campbell, Ibrahim (S), Northwestern 2018-19 10
 Campbell, Rich (QB), California 1981-94 7
 Campen, James (C), Tulane 1989-93 61
 Canadeo, Tony (B), Gonzaga 1941-44, 46-52 116
 Cannava, Al (B), Boston College 1950 1
 Cannon, Mark (C), Texas-Arlington 1984-89 68
 Capp, Dick (TE/LB), Boston College 1967 2
 Capuzzi, Jim (B), Cincinnati 1955-56 9
 Carey, Joe (G), Illinois Tech 1921 6
 Carlson, Wes (G), St. John's 1926 4
 Carmichael, Al (HB), Southern California 1953-58 68
 Carpenter, Lew (B), Arkansas 1959-63 66
 Carr, Fred (LB), Texas-El Paso 1968-77 140
 Carreker, Alphonso (DE), Florida State 1984-88 72
 Carroll, Ahmad (CB), Arkansas 2004-06 34
 Carroll, Leo (DE), San Diego State 1968 6
 Carruth, Paul Ott (RB), Alabama 1986-88 43
 Carson, Tra (RB), Texas A&M 2018-19 6
 Carter, Carl (CB), Texas Tech 1992 7
 Carter, Jim (LB), Minnesota 1970-75, 77-78 106
 Carter, Joe (E), Southern Methodist 1942 11
 Carter, Mike (WR), Sacramento State 1970 2
 Carter, Tony (FB), Minnesota 2002 12
 Casper, Charley (B), TCU 1934 1
 Cassidy, Ron (WR), Utah State 1979-81, 83-84 60
 Cecil, Chuck (S), Arizona 1988-92 66
 Chandler, Don (K), Florida 1965-67 42
 Chatman, Antonio (WR/KR), Cincinnati 2003-05 48
 Cheek, Louis (T), Texas A&M 1991 12
 Cherry, Bill (C), Middle Tennessee State 1986-87 28
 Chesley, Francis (LB), Wyoming 1978 1
 Childs, Henry (TE), Kansas State 1984 3
 Chillar, Brandon (LB), UCLA 2008-10 34
 Chmura, Mark (TE), Boston College 1993-99 89
 Choate, Putt (LB), Southern Methodist 1987 2

Christman, Paul (QB), Missouri 1950 11
 Cifelli, Gus (T), Notre Dame 1953 12
 Cifers, Bob (B), Tennessee 1949 9
 Clancy, Jack (WR), Michigan 1970 14
 Clanton, Chuck (DB), Auburn 1985 3
 Claridge, Dennis (QB), Nebraska 1965 1
 Clark, Allan (RB), Northern Arizona 1982 5
 Clark, Greg (LB), Arizona State 1991 2
 Clark, Jessie (FB), Arkansas 1983-87 60
 Clark, Kenny (DL), UCLA 2016-20 73
 Clark, Michael (WR), Marshall 2017 2
 Clark, Vinnie (CB), Ohio State 1991-92 32
 Clavelle, Shannon (DE), Colorado 1995-97 15
 Clayton, Mark (WR), Louisville 1993 16
 Clemens, Bob (FB), Georgia 1955 2
 Clemens, Cal (B), Southern California 1936 9
 Clemons, Ray (G), St. Mary's (Calif.) 1947 9
 Clifton, Chad (T), Tennessee 2000-11 165
 Clinton-Dix, Ha Ha (S), Alabama 2014-18 71
 Cloud, Jack (FB), William & Mary 1950-51 13
 Cobb, Randall (WR), Kentucky 2011-18 105
 Cobb, Reggie (RB), Tennessee 1994 16
 Cody, Ed (B), Purdue 1947-48 20
 Coffey, Junior (RB), Washington 1965 13
 Coffman, Paul (TE), Kansas State 1978-85 119
 Cole, Colin (DT), Iowa 2004-08 57
 Coleman, Keo (LB), Mississippi State 1993 12
 Coleman, Lavon (RB), Washington 2018 1
 Colledge, Daryn (G/T), Boise State 2006-10 80
 Collier, Steve (T), Bethune-Cookman 1987 10
 Collins, Albin (HB), Louisiana State 1951 7
 Collins, Bobby (TE), North Alabama 2001 4
 Collins, Brett (LB), Washington 1992-93 15
 Collins, Mark (CB), Cal State-Fullerton 1997 1
 Collins, Nick (S), Bethune-Cookman 2005-11 95
 Collins, Patrick (RB), Oklahoma 1988 5
 Collins, Shawn (WR), Northern Arizona 1993 4
 Combs, Derek (CB), Ohio State 2003 8
 Comp, Irv (B), St. Benedict's 1943-49 69
 Compton, Chuck (DB), Boise State 1987 2
 Comstock, Rudy (G), Georgetown 1931-33 40
 Concannon, Jack (QB), Boston College 1974 14
 Cone, Fred (FB/K), Clemson 1951-57 82
 Conway, Dave (K), Texas 1971 1
 Cook, James (G), Notre Dame 1921 2
 Cook, Jared (TE), South Carolina 2016 10
 Cook, Kelly (RB), Oklahoma State 1987 11
 Cook, Ted (E/DB), Alabama 1948-50 35
 Cooke, Bill (DE), Massachusetts 1975 5
 Cooks, Kerry (S), Iowa 1998 9
 Cooney, Mark (LB), Colorado 1974 13
 Copeland, Russell (WR), Memphis 1998 3
 Corker, John (LB), Oklahoma State 1988 2
 Coston, Junius (T/G), North Carolina A&T 2005-07 16
 Coughlin, Frank (T), Notre Dame 1921 5
 Coutre, Larry (HB), Notre Dame 1950, 53 19
 Cox, Ron (LB), Fresno State 1996 16
 Crabtree, Tom (TE), Miami (Ohio) 2010-12 46
 Craig, Larry (E), South Carolina 1939-49 121
 Crawford, James (LB), Illinois 2018 16
 Crawford, Keith (CB/WR), Howard Payne 1995, 99 13
 Cremer, Ted (E), Auburn 1948 3
 Crenshaw, Leon (DT), Tuskegee 1968 10
 Crimmins, Bernie (G/B), Notre Dame 1945 6
 Crockett, John (RB), North Dakota State 2015 2
 Croft, Milburn (T), Ripon 1942-47 51
 Cronin, Tommy (HB), Marquette 1922 5
 Crosby, Mason (K), Colorado 2007-20 224
 Cronston, Dave (T), Iowa 1988 16
 Crouse, Ray (RB), Nevada-Las Vegas 1984 16
 Crowley, Jim (HB), Notre Dame 1925 3
 Crutcher, Tommy (LB), TCU 1964-67, 71-72 80
 Cuff, Ward (B), Marquette 1947 10
 Culbreath, Jim (FB), Oklahoma 1977-79 29
 Culver, Al (T), Notre Dame 1932 1
 Culver, Tyrone (S), Fresno State 2006 14
 Cumby, George (LB), Oklahoma 1980-85 80
 Curcio, Mike (LB), Temple 1983 13
 Currie, Dan (LB), Michigan State 1958-64 90
 Curry, Bill (C), Georgia Tech 1965-66 28
 Curry, Scott (T), Montana 1999 5
 Cvercko, Andy (G), Northwestern 1960 12
 Cyre, Hector (T), Gonzaga 1926 10

D

Dafney, Dominique (TE), Indiana State 2020 5
 Dahms, Tom (T), San Diego State 1955 12
 Dale, Carroll (WR), Virginia Tech 1965-72 111
 Danelo, Joe (K), Washington State 1975 12
 Daniell, Averell (T), Pittsburgh 1937 5
 Daniels, Mike (DL), Iowa 2012-18 102
 Danjean, Ernie (LB), Auburn 1957 12

Darkins, Chris (RB), Minnesota.....	1997	14
Darling, Bernard (C), Beloit.....	1927-31	36
Davenport, Bill (HB), Hardin-Simmons.....	1931	2
Davenport, Najeh (RB/FE), Miami (Fla.).....	2002-05	39
Davey, Don (DE/DT), Wisconsin.....	1991-94	50
Davidson, Ben (DE), Washington.....	1961	14
Davis, Anthony (LB), Utah.....	1999	14
Davis, Dave (WR), Tennessee A&I.....	1971-72	24
Davis, Harper (B), Mississippi State.....	1951	12
Davis, Kenneth (RB), TCU.....	1986-88	35
Davis, Knile (RB), Arkansas.....	2016	2
Davis, Paul (G), Marquette.....	1922	7
Davis, Ralph (G), Wisconsin.....	1947-48	22
Davis, Rob (LS), Shippensburg.....	1997-2007	167
Davis, Trevor (WR), California.....	2016-19	31
Davis, Tyrone (TE), Virginia.....	1997-2002	69
Davis, Willie (DE), Grambling State.....	1960-69	138
Dawson, Dale (K), Eastern Kentucky.....	1988	4
Dawson, Gib (HB), Texas.....	1953	7
Dean, Walter (FB), Grambling State.....	1991	9
Deeks, Don (T), Washington.....	1948	8
Dees, Bob (T), Southwest Missouri State.....	1952	9
Degrate, Tony (DE), Texas.....	1985	1
Dequara, Josiah (TE), Cincinnati.....	2020	2
Del Gaizo, Jim (QB), Tampa.....	1973	8
Del Greco, Al (K), Auburn.....	1984-87	46
DeLisle, Jim (DT), Wisconsin.....	1971	9
Dellenbach, Jeff (C/G), Wisconsin.....	1996-98	33
DeLuca, Tony (NT), Rhode Island.....	1984	1
Dendy, Patrick (CB), Rice.....	2005-06	16
Dennard, Preston (WR), New Mexico.....	1985	16
Dent, Burnell (LB), Tulane.....	1986-92	95
Deschaine, Dick (P), No college.....	1955-57	36
Detmer, Ty (QB), Brigham Young.....	1993, 95	7
Dick, Quinton (DT), Alabama.....	2017	13
Dickey, Lynn (QB), Kansas State.....	1976-77, 79-85	105
Didier, Clint (TE), Portland State.....	1988-89	31
Dietch-Smith, Evan (G/C), Idaho State.....	2009, 11-13	61
Diggs, Na'ii (LB), Ohio State.....	2000-05	84
Dillon, AJ (RB), Boston College.....	2020	11
Dillon, Bobby (DB), Texas.....	1952-59	94
Dilweg, Anthony (QB), Duke.....	1989-90	10
Dilweg, Lavvie (E), Marquette.....	1927-34	98
Dimler, Rich (DT), Southern California.....	1980	3
Dingle, Antonio (DT), Virginia.....	1999	6
DiPietro, Ray (G), Ohio State.....	1950-51	18
Disend, Leo (T), Albright.....	1940	5
Dittrich, John (G), Wisconsin.....	1959	12
Don Carlos, Waldo (C), Drake.....	1931	12
D'Onofrio, Mark (LB), Penn State.....	1992	2
Donohoe, Mike (TE), San Francisco.....	1973-74	27
Dorland, Makinton (CB), Northern Iowa.....	2016	4
Dorsett, Matthew (CB), Southern Univ.....	1995	10
Dorsey, Dean (K), Toronto.....	1988	3
Dorsey, John (LB), Connecticut.....	1984-88	76
Dorsey, Kevin (WR), Maryland.....	2014	3
Dotson, Earl (T), Texas A&I.....	1993-2002	120
Dotson, Santana (DT), Baylor.....	1996-2001	88
Douglass, Bobby (QB), Kansas.....	1978	12
Dougllass, Mike (LB), San Diego State.....	1978-85	119
Dowden, Corey (CB), Tulane.....	1996	9
Dowden, Steve (T), Baylor.....	1952	12
Dowler, Boyd (WR), Colorado.....	1959-69	150
Dowling, Brian (QB), Yale.....	1977	2
Drechsler, Dave (G), North Carolina.....	1983-84	32
Dreyer, Wally (B), Wisconsin.....	1950	12
Driver, Donald (WR), Alcorn State.....	1999-2012	205
Drost, Jeff (DT), Iowa.....	1987	2
Druils, Chuck (G), Temple.....	1950	11
Duckett, Forey (CB), Nevada.....	1994	3
Duford, Wilfred (B), Marquette.....	1924	3
Duhart, Paul (B), Florida.....	1944	8
Dukes, Jamie (C), Florida State.....	1994	6
DuMoe, Bill (E), No college.....	1921	6
Dunaway, Dave (WR), Duke.....	1968	2
Duncan, Ken (P), Tulsa.....	1971	2
Dunn, Red (B), Marquette.....	1927-31	58
Dunningan, Pat (E), Minnesota.....	1922	2

E

Ealy, Biren (WR), Houston.....	2009	1
Earhart, Ralph (B), Texas Tech.....	1948-49	24
Earp, Jug (C), Monmouth.....	1922-32	120
Eason, Roger (G), Oklahoma.....	1949	12
Ecker, Ed (T), John Carroll.....	1950-51	19
Edwards, Antuan (CB/S), Clemson.....	1999-2003	53
Edwards, Earl (DT), Wichita State.....	1979	9
Eltersen, Gary (FB), Wisconsin.....	1985-86	31
Elliott, Carlton (E), Virginia.....	1951-54	48
Elliott, Jayrone (LB), Toledo.....	2014-16	38
Elliott, Tony (DB), Central Michigan.....	1987	1
Ellis, Gerry (FB), Missouri.....	1980-86	103

Ellis, Ken (CB), Southern Univ.....	1970-75	83
Enderle, Dick (G), Minnesota.....	1976	3
Engelbreten, Paul (G), Northwestern.....	1934-41	64
Engelmann, Wuert (B), South Dakota State.....	1930-33	44
Enright, Rex (FB), Notre Dame.....	1926-27	19
Epps, Phillip (WR), TCU.....	1982-88	85
Ervin, Tyler (RB), San Jose State.....	2019-20	12
Estep, Mike (G), Bowling Green State.....	1987	1
Ethridge, Joe (T), Southern Methodist.....	1949	12
Evans, Dick (E), Iowa.....	1940, 43	17
Evans, Doug (CB), Louisiana Tech.....	1993-97	79
Evans, Jack (B), California.....	1929	3
Evans, Jahri (G), Bloomsburg.....	2017	14
Evans, Lon (G), TCU.....	1933-37	57
Evans, Marwin (S), Utah State.....	2016-17	32

F

Fackrell, Kyle (LB), Utah State.....	2016-19	61
Falkenstein, Tony (FB), St. Mary's (Calif.).....	1943	10
Fanucci, Mike (DE), Arizona State.....	1974	13
Faverty, Hal (C/LB), Wisconsin.....	1952	11
Favre, Brett (QB), Southern Mississippi.....	1992-2007	255
Faye, Allen (E), Marquette.....	1922	1
Feasel, Greg (T), Abilene Christian.....	1986	15
Feathers, Beattie (B), Tennessee.....	1940	1
Ferguson, Howie (FB), No college.....	1953-58	65
Ferguson, Robert (WR), Texas A&M.....	2001-06	60
Ferragamo, Vince (QB), Nebraska.....	1986	3
Ferrario, Bill (G), Wisconsin.....	2002	16
Ferry, Lou (T), Villanova.....	1949	12
Finley, Jermichael (TE), Texas.....	2008-13	70
Finnin, Tom (T), Detroit.....	1957	3
Fisher, Tony (RB), Notre Dame.....	2002-05	60
Fitzgerald, Kevin (TE), Wisconsin-Eau Claire.....	1987	1
Fitzgibbon, Paul (B), Creighton.....	1930-32	24
Flaherty, Dick (E), Marquette.....	1926	12
Flanagan, Mike (C/T), UCLA.....	1998-2005	98
Flanigan, Jim (LB), Pittsburgh.....	1967-70	40
Flanigan, Jim (DT), Notre Dame.....	2001	16
Fleming, Marv (TE), Utah.....	1963-69	95
Finn, Ryan (P), Central Florida.....	2005	2
Flowers, Bob (C/LB), Texas Tech.....	1942-49	63
Floyd, Bobby Jack (FB), TCU.....	1952	12
Flynn, Matt (QB), Louisiana State.....	2008-11, 13-14	46
Flynn, Tom (S), Pittsburgh.....	1984-86	38
Folkins, Lee (DE), Washington.....	1961	14
Fontenet, Herman (RB), Louisiana State.....	1989-90	30
Fontenot, Therrian (CB), Fresno State.....	2005	1
Ford, Len (DE), Michigan.....	1958	11
Ford, Trevor (CB), Troy.....	2009	3
Forester, Bill (LB), Southern Methodist.....	1953-63	138
Forde, Aldo (G), Montana.....	1947	10
Forde, Bob (B), Arkansas.....	1946-53	80
Francies, Chris (WR), Texas-El Paso.....	2006-07	8
Francis, Joe (B), Oregon State.....	1958-59	24
Francois, Robert (LB), Boston College.....	2010-13	39
Franklin, Johnathan (RB), UCLA.....	2013	11
Frankowski, Ray (G), Washington.....	1945	2
Franks, Bubba (TE), Miami (Fla.).....	2000-07	114
Franta, Herb (T), St. Thomas.....	1930	2
Franz, Nolan (WR), Tulane.....	1986	1
Franz, Todd (S), Tulsa.....	2002, 05	7
Frase, Paul (DE), Syracuse.....	1997	9
Freeman, Antonio (WR), Virginia Tech.....	1995-2001, 03	116
Freeman, Bob (DB), Auburn.....	1959	12
Fries, Sherwood (G/LB), Colorado State.....	1943	5
Fritsch, Ted (B), Stevens Point Teachers.....	1942-50	99
Frost, Derrick (P), Northern Iowa.....	2008	12
Frutig, Ed (E), Michigan.....	1941, 45	9
Fuller, Curtis (S), TCU.....	2003-04	10
Fuller, Joe (CB), Northern Iowa.....	1993	16
Fullwood, Brent (RB), Auburn.....	1987-90	45
Fusina, Chuck (QB), Penn State.....	1986	7

G

Gabbard, Steve (T), Florida State.....	1991	4
Gado, Samkon (RB), Liberty.....	2005-06	9
Galbraith, Scott (TE), Southern California.....	1998	1
Galbreath, Harry (G), Tennessee.....	1993-95	48
Galeai, Tipa (LB), Utah State.....	2020	1
Gantenbein, Milt (E), Wisconsin.....	1931-40	103
Garcia, Eddie (K), Southern Methodist.....	1983-84	19
Gardella, Anthony (B), Holy Cross.....	1923	7
Gardner, Milton (G), Wisconsin.....	1922-26	55
Gardner, Rod (WR), Clemson.....	2005	2
Garrett, Bob (CB), Stanford.....	1954	9
Garrett, Len (TE), New Mexico Highlands.....	1971-73	30
Garvin, Jonathan (LB), Miami (Fla.).....	2020	8
Gary, Rashan (LB), Michigan.....	2019-20	31
Gassert, Ron (DT), Virginia.....	1962	10
Gaston, Bruce (DT), Purdue.....	2015	2

Gatewood, Lester (C), Baylor.....	1946-47	23
Gavin, Buck (B), Syracuse.....	1921, 23	9
Gaydos, Kent (WR), Florida State.....	1975	4
Gbaja-Biamila, Kabeer (DE), San Diego State.....	2000-08	124
Gerhart, Garth (C), Arizona State.....	2014	2
Getty, Charlie (T), Penn State.....	1983	15
Giacomini, Breno (T), Louisville.....	2008	1
Gibson, Paul (WR), Texas-El Paso.....	1972	1
Gilbert, Reggie (LB), Arizona.....	2017-18	18
Gillette, Jim (B), Virginia.....	1947	10
Gillingham, Gale (G), Minnesota.....	1966-74, 76	128
Gillis, Willie (QB), Norfolk State.....	1987	1
Giordano, Matt (S), California.....	2009	5
Girard, Jug (B), Wisconsin.....	1948-51	46
Gizzi, Chris (LB), Air Force.....	2000-01	23
Glass, Leland (WR), Oregon.....	1972-73	26
Glenn, Terry (WR), Ohio State.....	2002	15
Glick, Eddie (B), Marquette.....	1921-22	6
Goforth, Derrel (G/C), Oklahoma State.....	1977-82	85
Goldenberg, Charles (G/B), Wisconsin.....	1933-45	120
Goode, Brett (LB), Arkansas.....	2008-17	152
Goodman, Herbert (RB), Graceland.....	2000-01	12
Goodman, Les (RB), Yannton.....	1973-74	19
Goodnight, Clyde (E), Tulsa.....	1945-49	38
Goodson, B.J. (LB), Clemson.....	2019	15
Goodson, Demetri (CB), Baylor.....	2014-16	26
Gordon, Darrin (CB/KR), Stanford.....	2002	13
Gordon, Dick (WR), Michigan State.....	1973	2
Gordon, Lou (T), Illinois.....	1936-37	22
Gordy, Josh (CB), Central Michigan.....	2010	2
Gorgal, Ken (DB), Purdue.....	1956	5
Grabowski, Jim (RB), Illinois.....	1966-70	63
Graham, Jay (RB), Tennessee.....	2002	3
Graham, Jimmy (TE), Miami (Fla.).....	2018-19	32
Grant, David (DE), West Virginia.....	1993	7
Grant, Ryan (RB), Notre Dame.....	2007-12	67
Gray, Cecil (T), North Carolina.....	1992	2
Gray, Jack (E), No college.....	1923	1
Gray, Johnnie (S), Cal State-Fullerton.....	1975-83	124
Green, Ahman (RB), Nebraska.....	2000-06, 09	104
Green, Alex (RB), Hawai'i.....	2011-12	16
Green, Howard (DE/NT), Louisiana State.....	2010-15	25
Green, Jessie (WR), Tulsa.....	1976	1
Greene, Raven (S), James Madison.....	2018-20	20
Greene, Tiger (S), Western Carolina.....	1986-90	72
Greene, Norm (G), Notre Dame.....	1933	7
Greenfield, Tom (C/LB), Arizona.....	1939-41	22
Greenwood, David (S), Wisconsin.....	1986	9
Gregg, Forrest (T), Southern Methodist.....	1956, 58-70	187
Greminger, Hank (DB), Baylor.....	1956-65	123
Griffin, Harold (C), Iowa.....	1928	5
Grimes, Billy (HB), Oklahoma A&M.....	1950-52	36
Grimm, Dan (G), Colorado.....	1963-65	42
Gros, Earl (FB), Louisiana State.....	1962-63	28
Grove, Roger (B), Michigan State.....	1931-35	51
Gruber, Bob (T), Pittsburgh.....	1987	1
Gueno, Jim (LB), Tulane.....	1976-80	75
Guion, Letroy (DT), Florida State.....	2014-16	44
Gunter, LaDarius (CB), Miami (Fla.).....	2015-17	25

H

Hackbart, Dale (DB), Wisconsin.....	1960-61	14
Hackett, Joey (TE), Elon.....	1987-88	20
Haddix, Michael (FB), Mississippi State.....	1989-90	32
Hadl, John (QB), Kansas.....	1974-75	22
Haley, Darryl (T), Utah.....	1988	13
Hall, Charlie (CB), Pittsburgh.....	1971-76	83
Hall, Corey (FB), Boise State.....	2007-10	48
Hall, Lamont (TE), Clemson.....	1999	14
Hall, Mark (DE), Southwestern Louisiana.....	1989-90	10
Hallstrom, Ron (G), Iowa.....	1982-92	162
Hamilton, Ruffin (LB), Tulane.....	1994	5
Hampton, Dave (RB), Wyoming.....	1969-71	33
Hanner, Dave (DT), Arkansas.....	1952-64	160
Hanny, Frank (T), Indiana.....	1930	2
Hansen, Don (LB), Illinois.....	1976-77	20
Hansen, Hal (FB/E), Minnesota.....	1923	1
Hanson, Chris (P), Marshall.....	1999	1
Harden, Derrick (WR), Eastern New Mexico.....	1987	3
Harden, Leon (S), Texas-El Paso.....	1970	8
Harding, Roger (C), California.....	1949	6
Hardy, Kevin (DT), Notre Dame.....	1970	14
Hargrove, James (RB), Wake Forest.....	1987	2
Harper, Chris (WR), Kansas State.....	2013	4
Harrell, Graham (QB), Texas Tech.....	2012	4
Harrell, Justin (DT/DE), Tennessee.....	2007-08, 10	14
Harrell, Willard (RB), Pacific.....	1975-70	40
Harris, Al (CB), Texas A&M-Kingsville.....	2003-09	102
Harris, Alonzo (RB), Louisiana-Lafayette.....	2015	6
Harris, Bernardo (LB), North Carolina.....	1995-2001	111
Harris, Corey (WR/CB/KR), Vanderbilt.....	1992-94	37
Harris, De'Jon (LB), Arkansas.....	2020	2

Harris, DuJuan (RB), Troy.....	2012, 14	19
Harris, Jack (B), Wisconsin.....	1925-26	21
Harris, Jackie (TE), Northeast Louisiana.....	1990-93	60
Harris, Leotis (G), Arkansas.....	1978-83	74
Harris, Raymont (RB), Ohio State.....	1998	8
Harris, Tim (LB), Memphis.....	1986-90	76
Harris, William (TE), Bishop.....	1990	4
Harrison, Anthony (DL), William Penn.....	2020	1
Harrison, Damon (DB), Georgia Tech.....	1987	3
Hart, Derek (LS), James Madison.....	2017	2
Hart, Doug (DB), Texas-Arlington.....	1964-71	112
Hartnett, Perry (G), Southern Methodist.....	1987	1
Hartwig, Keith (WR), Arizona.....	1977	4
Harvey, Maurice (S), Ball State.....	1981-83	29
Hasselbeck, Matt (QB), Boston College.....	1999-2000	32
Hathcock, Dave (DB), Memphis.....	1966	14
Hauck, Tim (S), Montana.....	1991-94	58
Havig, Dennis (G), Colorado.....	1977	7
Havner, Spencer (LB/TE), UCLA.....	2008-10	21
Hawk, A.J. (LB), Ohio State.....	2006-14	142
Hawkins, Josh (CB), East Carolina.....	2016-17	26
Hawkins, Mike (CB), Oklahoma.....	2005	11
Hawthorne, Michael (CB/S), Purdue.....	2003-04	30
Haycraft, Ken (E), Minnesota.....	1930	1
Hayden, Aaron (RB), Tennessee.....	1997	14
Hayes, Chris (S), Washington State.....	1996	2
Hayes, Dave (E), Notre Dame.....	1921-23	13
Hayes, Gary (DB), Fresno State.....	1984-86	42
Hayes, Norb (E), Marquette.....	1923	6
Hayhoe, Bill (T), Southern California.....	1969-73	61
Hays, George (DE), St. Bonaventure.....	1953	9
Hayward, Casey (CB), Vanderbilt.....	2012-15	51
Hearden, Les (HB), St. Ambrose.....	1924	2
Hearden, Tom (B), Notre Dame.....	1927-28	5
Heath, Stan (QB), Nevada.....	1949	12
Hefner, Larry (LB), Clemson.....	1972-75	34
Heimburger, Craig (G), Missouri.....	1999	2
Held, Paul (DB), San Jose State.....	1955	2
Helluin, Jerry (DT), Tulane.....	1954-57	48
Henderson, William (FB), North Carolina.....	1995-2006	188
Hendrian, Dutch (B), Princeton.....	1924	11
Hendricks, Ted (LB), Miami (Fla.).....	1974	14
Henry, Urban (DT), Georgia Tech.....	1963	14
Herlich, Craig (P), Notre Dame.....	1994-97	64
Herber, Arnie (B), Regis.....	1930-40	109
Herron, Noah (RB), Northwestern.....	2005-06	21
Hickman, Larry (FB), Baylor.....	1960	12
Highsmith, Don (RB), Michigan State.....	1973	7
Hill, Don (B), Stanford.....	1929	3
Hill, Jim (DB), Texas A&I.....	1972-74	41
Hill, Michael (RB), Missouri Western State.....	2013	2
Hill, Nate (DE), Auburn.....	1988	4
Hilton, John (TE), Richmond.....	1970	14
Himes, Dick (T), Ohio State.....	1968-77	135
Hinkle, Clarke (FB), Bucknell.....	1932-41	113
Hinte, Hal (E), Pittsburgh.....	1942	1
Hobbins, Jim (G), Minnesota.....	1987	3
Hodge, Abdul (LB), Iowa.....	2006	8
Hoffman, Gary (T), Santa Clara.....	1984	1
Holiday, Carlyle (WR), Notre Dame.....	2006-07	5
Holland, Darius (DT/DE), Colorado.....	1995-97	42
Holland, Johnny (LB), Texas A&M.....	1987-93	103
Holler, Ed (LB), South Carolina.....	1963	2
Holliday, Ronnie (DE), North Carolina.....	1998-2002	66
Hollinquest, Lamont (LB), Southern California.....	1996-98	46
Hollman, Ka'dar (CB), Toledo.....	2019-20	18
Holmberg, Rob (LB), Penn State.....	2001	4
Holmes, Darick (RB), Portland State.....	1998	11
Holmes, Jerry (CB), West Virginia.....	1990-91	29
Hood, Estus (DB), Illinois State.....	1978-84	104
Hope, Charles (G), Central (Ohio) State.....	1967-70	20
Horn, Don (DB), San Diego State.....	1994	6
Hornung, Paul (B), Notre Dame.....	1957-62, 64-66	104
Horton, Jason (CB), North Carolina A&T.....	2004-05	23
Howe, Davon (CB), New Mexico State.....	2011-14, 17-18	55
Houston, Bobby (LB), North Carolina State.....	1990	1
Howard, Desmond (WR/KR), Michigan.....	1996, 99	24
Howard, Lynn (B), Indiana.....	1921-22	12
Howell, John (B), Nebraska.....	1938	6
Howton, Billy (E), Rice.....	1952-58	80
Hubbard, Cal (T), Geneva.....	1929-33, 35	75
Huckleby, Harlan (RB), Michigan.....	1980-85	84
Hudson, Bob (RB), Northeastern (Okla.) State.....	1972	12
Huffman, Tim (G/T), Notre Dame.....	1981-85	47
Hull, Tom (LB), Penn State.....	1975	12
Humphrey, Donnie (DE), Auburn.....	1984-86	48
Humphrey, Tony (TE), Central Michigan.....	2005-06, 08	24
Hundley, Brett (QB), UCLA.....	2016-17	15
Hunt, Cleidius (DT/DE), Kentucky State.....	1999-2004	85
Hunt, Ervin (DB), Fresno State.....	1970	6
Hunt, Kevin (T), Doane.....	1972	3
Hunt, Mike (LB), Minnesota.....	1978-80	22
Hunter, Art (C), Notre Dame.....	1954	12

Hunter, Jason (DE), Appalachian State	2006-08	42
Hunter, Scott (QB), Alabama	1971-73	35
Hunter, Tony (RB), Minnesota	1987	1
Hutchins, Paul (T), Western Michigan	1993-94	17
Hutson, Don (E/DB), Alabama	1935-45	116
Hyde, Micah (CB/DB), Iowa	2013-16	63
Hyland, Bob (C), Boston College	1967-69, 76	56

I

Ilkin, Tunch (T), Indiana State	1993	1
Iman, Ken (C), Southeast Missouri State	1960-63	54
Ingalis, Bob (C/LB), Michigan	1942	10
Ingram, Darryl (TE), California	1992-93	18
Ingram, Mark (WR), Michigan State	1995	16
Isbell, Cecil (B), Purdue	1938-42	54
Ivery, Eddie Lee (RB), Georgia Tech	1979-86	72

J

Jacke, Chris (K), Texas-El Paso	1989-96	126
Jackson, Alcender (G), Louisiana State	2002	2
Jackson, Brandon (RB), Nebraska	2007-10	52
Jackson, Chris (WR), Washington State	2002-03	2
Jackson, Darius (RB), Eastern Michigan	2018	2
Jackson, Don (RB), Nevada	2016	3
Jackson, Grady (DT), Knoxville	2003-05	34
Jackson, James (RB), Miami (Fla.)	2004	1
Jackson, Johnnie (S), Houston	1992	2
Jackson, Josh (CB), Iowa	2018-20	42
Jackson, Keith (TE), Oklahoma	1995-96	25
Jackson, Mel (G), Southern California	1976-80	64
Jacobs, Allen (HB), Utah	1965	14
Jacobs, Jack (B), Oklahoma	1947-49	36
Jacunski, Harry (E), Fordham	1939-44	55
Jakes, Van (CB), Kent State	1989	16
Jamerson, Natrell (CB), Wisconsin	2018	2
James, Claudius (WR), Jackson State	1967-68	15
Janet, Ernie (G), Washington	1975	31
Janis, Jeff (WR), Saginaw Valley State	2014-17	51
Jankowski, Ed (B), Wisconsin	1937-41	50
Jansante, Val (E), Duquesne	1951	3
Jay, Craig (TE), Mount Senario	1987	3
Jean, Walt (G), Heidelberg	1925-26	19
Jean Francois, Ricky (DT), Louisiana State	2017	6
Jefferson, John (WR), Arizona State	1981-84	50
Jefferson, Norman (DB), Louisiana State	1987-88	14
Jonison, Ray (T), South Dakota State	1931	2
Jenke, Noel (LB), Minnesota	1973-74	10
Jenkins, Billy (S), Howard	2001	6
Jenkins, Cullen (DT/DE), Central Michigan	2004-10	93
Jenkins, Elgton (G), Mississippi State	2019-20	32
Jennings, Greg (WR), Western Michigan	2006-12	96
Jennings, Jim (E), Missouri	1955	4
Jennings, M.D. (S), Arkansas State	2011-13	47
Jensen, Greg (G), No college	1987	1
Jensen, Jim (RB), Iowa	1981-82	23
Jervy, Travis (RB), The Citadel	1995-98	56
Jeter, Bob (DB), Iowa	1963-70	107
John, Ulick (T), Georgia State	2017	5
Johnson, Bill (DE), Minnesota	1941	6
Johnson, Charles (DT), Maryland	1979-80, 83	45
Johnson, Danny (LB), Tennessee State	1978	3
Johnson, Ezra (DE), Morris Brown	1977-87	148
Johnson, Glenn (T), Arizona State	1949	8
Johnson, Howard (G/LB), Georgia	1940-41	22
Johnson, Joe (HB), Boston College	1954-58	53
Johnson, Joe (DE), Louisville	2002-03	11
Johnson, Kenneth (DB), Mississippi State	1987	12
Johnson, KeShon (CB), Arizona	1994, 97	7
Johnson, LeShon (RB), Northern Illinois	1994-95	14
Johnson, Marvin (DB), San Jose State	1952-53	12
Johnson, Quinn (FB), Louisiana State	2009-10	20
Johnson, Randy (QB), Texas A&I	1976	3
Johnson, Reggie (TE), Florida State	1994, 97	13
Johnson, Sammy (RB), North Carolina	1979	3
Johnson, Tom (DT), Michigan	1952	8
Johnston, Chester (B), Marquette	1931, 34-38	26
Jolly, Johnny (DT/DE), Texas A&M	2006-09, 13	61
Jolly, Mike (S), Michigan	1980, 82-83	35
Jones, Aaron (RB), Texas El-Paso	2017-20	54
Jones, Bob (G), Indiana	1934	12
Jones, Boyd (T), Texas Southern	1984	2
Jones, Brad (LB), Colorado	2009-14	76
Jones, Bruce (G), Alabama	1927-28	22
Jones, Calvin (RB), Nebraska	1996	1
Jones, Darryl (DB), Georgia	1984-85	24
Jones, Datone (DE/LB), UCLA	2013-16	59
Jones, Jamal (WR/KR), North Carolina A&T	2005	2
Jones, James (WR), San Jose State	2007-13, 15	120
Jones, Josh (S), North Carolina State	2017-18	29
Jones, Ron (TE), Texas-El Paso	1969	6
Jones, Scott (T), Washington	1991	2

Jones, Sean (DE), Northeastern	1994-96	47
Jones, Terry (NT), Alabama	1978-84	85
Jones, Tom (G), Bucknell	1938	8
Jordan, Charles (WR), Long Beach City	1994-95, 99	20
Jordan, Henry (DT), Virginia	1959-69	139
Jordan, Kenneth (LB), Tuskegee	1987	3
Jorgenson, Carl (T), St. Mary's (Calif.)	1934	10
Josue, Steve (LB), Carson-Newman	2004	4
Joyner, Seth (LB), Texas-El Paso	1997	11
Jue, Bwahoh (CB/S), Penn State	2001-04	51
Jurkovic, John (NT), Eastern Illinois	1991-95	69

K

Kahler, Bob (B), Nebraska	1942-44	19
Kahler, Royal (T), Nebraska	1942	7
Kampman, Aaron (DE/LB), Iowa	2002-09	112
Kapinos, Jeremy (P), Penn State	2008-09	20
Katalinas, Leo (T), Catholic Univ.	1938	8
Kauahi, Kani (C), Hawaii	1988	16
Keane, Jim (E), Iowa	1952	11
Keefe, Emmett (T), Notre Dame	1921	23
Keke, Kingsley (DL), Texas A&M	2019-20	29
Kekeris, Jim (T), Missouri	1948	5
Kell, Paul (T), Notre Dame	1939-40	20
Kelley, Bill (E), Texas Tech	1949	12
Kelly, Joe (LB), Washington	1995	13
Kemp, Perry (WR), California (Pa.)	1988-91	6
Kendricks, Lance (TE), Wisconsin	2017-18	32
Kercher, Bob (DE), Georgetown	1944	2
Kern, Bill (T), Pittsburgh	1929-30	18
Kerridge, Joe (FB), Michigan	2016-17	12
Keuper, Ken (B), Georgia	1945-47	31
Kiel, Blair (QB), Notre Dame	1988, 90-91	8
Kiesling, Walt (G), St. Thomas	1935-36	18
Kight, Kelvin (WR/KR), Florida	2004	1
Kilbourne, Warren (T), Minnesota	1939	4
Kimball, Bobby (WR), Oklahoma	1979-80	8
Kimmel, J.D. (DT), Houston	1958	12
Kinard, Billy (B), Mississippi	1957-58	24
Kinder, Randy (CB), Notre Dame	1997	12
King, David (DB), Auburn	1987	3
King, Don (DT), Kentucky	1956	6
King, Don (DB), Southern Methodist	1987	1
King, Kevin (CB), Washington	2017-20	41
Kirby, Jack (B), Southern California	1949	6
Kirksey, Christian (LB), Iowa	2020	11
Kitsun, Syd (G), Wake Forest	1980-81, 83-84	49
Kitts, Jim (FB), Ferrum	1998	2
Kizer, DeShone (QB), Notre Dame	2018	3
Klaus, Fee (C), No college	1921	4
Klemm, Adrian (GT), Hawaii	2005	16
Kliebhan, Adolph (B), No college	1921	1
Knafelc, Gary (E), Colorado	1954-62	90
Knapp, Lindsay (G), Notre Dame	1996	9
Knutson, Gene (DE), Michigan	1954, 56	18
Knutson, Steve (T), Southern California	1976-77	25
Koart, Matt (DE), Southern California	1986	6
Koch, Greg (T), Arkansas	1977-85	133
Koncar, Mark (T), Colorado	1976-77, 79-81	53
Konopasek, Ed (T), Ball State	1987	3
Koonce, George (LB), East Carolina	1992-99	112
Kopay, Dave (RB), Washington	1972	14
Kostelnik, Ron (T), Cincinnati	1961-68	110
Kotal, Eddie (B), Lawrence	1925-29	46
Kovatch, John (E), Notre Dame	1947	3
Kowalkowski, Bob (G), Virginia	1977	4
Kramer, Jerry (G), Idaho	1958-60	130
Kramer, Ron (TE), Michigan	1957, 59-64	89
Kranz, Kenneth (B), Milwaukee Teachers	1949	7
Krause, Larry (RB), St. Norbert	1970-71, 73-74	51
Krause, Ryan (TE), Nebraska-Omaha	2007	9
Kroll, Bob (S), Northern Michigan	1972-73	5
Kuberski, Bob (DT), Navy	1995-98	21
Kuechenberg, Rudy (LB), Indiana	1976	6
Kuhn, John (FB), Shippensburg	2007-15	139
Kumerow, Jake (WR), Wisconsin-Whitewater	2018-19	19
Kurth, Joe (T), Notre Dame	1933-34	20
Kuusisto, Bill (G), Minnesota	1941-46	54

L

LaBounty, Matt (DE), Oregon	1995	14
Lacy, Eddie (RB), Alabama	2013-16	51
Ladrow, Wally (B), No college	1921	1
Lally, Bob (LB), Cornell	1976	2
Lambeau, Earl "Curly" (B), Notre Dame	1921-29	77
Lammons, Pete (TE), Texas	1972	12
Lancaster, Tyler (DL), Northwestern	2018-20	43
Landers, Walt (FB), Clark	1978-79	13
Landeta, Sean (P), Towson State	1998	16
Lane, MacArthur (RB), Utah State	1972-74	41
Lang, T.J. (G/T), Eastern Michigan	2009-16	119

Lankas, Jim (FB), St. Mary's (Calif.)	1943	3
Lansanah, Danny (LB), Connecticut	2008	5
Larson, Bill (TE), Colorado State	1980	9
Larson, Fred (C), Notre Dame	1925	13
Larson, Kurt (LB), Michigan State	1991	13
Laslavic, Jim (LB), Penn State	1982	8
Lathrop, Kit (DT), Arizona State	1979-80	17
Lattimore, Jamari (LB), Middle Tennessee State	2011-14	49
Lauer, Dutch (E), Detroit	1922	2
Lauer, Larry (C), Alabama	1956-57	18
Laughlin, Jim (LB), Ohio State	1983	15
Lawrence, Jim (B), TCU	1939	3
Laws, Joe (B), Iowa	1934-45	120
Lazard, Allen (WR), Iowa State	2018-20	27
Leach, Vonta (FB), East Carolina	2004-06	23
Leake, John (LB), Clemson	2005	3
Leaper, Wes (E), Wisconsin	1921, 23	2
Lee, Bill (T), Alabama	1937-42, 46	53
Lee, Charles (WR), Central Florida	2000-01	92
Lee, Donald (TE), Mississippi State	2005-10	22
Lee, James (DT), Oregon State	2004	9
Lee, Mark (CB), Washington	1980-90	157
Lee, Pat (CB), Auburn	2008, 10-11	32
Lee, ReShard (RB), Middle Tennessee State	2005	7
Leigh, Charlie (RB), No college	1974	10
Leiker, Tony (DE), Stanford	1987	1
Lenon, Paris (LB), Richmond	2002-05	64
Leopold, Bobby (LB), Notre Dame	1986	12
Lester, Darrell (C), TCU	1937-38	16
Letlow, Russ (G), San Francisco	1936-42, 46	71
Levens, Dorsey (RB), Georgia Tech	1994-2001	102
Lewellen, Verne (B), Nebraska	1924-32	102
Lewis, Cliff (LB), Southern Mississippi	1981-84	57
Lewis, Gary (TE), Texas-Arlington	1981-84	44
Lewis, Marcedes (TE), UCLA	2018-20	47
Lewis, Mark (TE), Texas A&M	1985-87	18
Lewis, Mike (NT), Arkansas A&M	1980	10
Lewis, Ron (WR), Florida State	1992-94	21
Lewis, Tim (CB), Pittsburgh	1983-86	31
Lidberg, Carl (FB), Minnesota	1926, 29-30	26
Light, Alex (TG), Richmond	2018-19	16
Linsley, Corey (C), Ohio State	2014-20	99
Lipscomb, Paul (T), Tennessee	1945-49	57
Little, Earl (S), Miami (Fla.)	2005	4
Livingston, Dale (K), Western Michigan	1970	14
Lofton, James (WR), Stanford	1978-86	136
Logan, David (NT), Pittsburgh	1987	2
Logan, Dick (G), Ohio State	1952-53	19
Lollar, Slick (FB), Samford	1928	3
London, Antonio (LB), Alabama	1998	1
Long, Bob (WR), Wichita	1964-67	35
Longwell, Ryan (K), California	1997-2005	144
Loomis, Ace (B), La Crosse St. Teachers	1951-53	33
Looney, James (DL), California	2018	3
Losch, Jack (HB), Miami (Fla.)	1956	12
Lovato, Rick (LS), Old Dominion	2015	2
Lovett, John (TE), Princeton	2020	8
Lowry, Dean (DL), Northwestern	2016-20	79
Lucas, Chad (WR), Alabama State	2005	1
Luchey, Nick (FB), Miami (Fla.)	2003-04	27
Lucky, Bill (DT), Baylor	1955	12
Lueck, Bill (G), Arizona	1968-74	90
Luhn, Nolan (E), Tulsa	1945-49	56
Luke, Steve (DB), Ohio State	1975-80	90
Lumpkin, Kregg (RB), Georgia	2008	2
Lusteg, Booth (K), Connecticut	1969	4
Lyle, Dewey (E), Minnesota	1922-23	11
Lyman, Del (T), UCLA	1941	5
Lyon, Billy (DT/DE), Marshall	1998-2002	59

M

Maas, Bill (NT), Pittsburgh	1993	14
Mack, Red (WR), Notre Dame	1966	8
McLeod, Tom (LB), Minnesota	1973	10
Maddox, George (T), Kansas State	1935	1
Majkowski, Don (QB), Virginia	1987-92	68
Malancon, Rydell (LB), Louisiana State	1987	3
Malone, Alfred (DT), Troy	2008	4
Malone, Grover (B), Notre Dame	1921	6
Mandarich, Tony (T), Michigan State	1989-91	45
Mandeville, Chris (DB), California-Davis	1987-88	6
Manley, Leon (G), Oklahoma	1950-51	24
Mann, Bob (E), Michigan	1950-54	38
Mann, Errol (K), North Dakota	1968	2
Manning, Brian (WR), Stanford	1998	3
Manning, Roy (LB), Michigan	2005	15
Manning, Terrell (LB), North Carolina State	2012	5
Mansfield, Von (DB), Wisconsin	1987	3
Manuel, Marquand (S), Florida	2006	16
Marcol, Chester (K), Hillsdale	1972-80	102
Marks, Larry (B), Indiana	1928	11
Marshall, Rich (DT), Stephen F. Austin	1965	14

Marshall, Torrance (LB/FB), Oklahoma	2001-04	51
Martell, Herman (E), No college	1921	1
Martin, Charles (DE), Livingston	1984-87	48
Martin, David (TE), Tennessee	2001-06	70
Martin, Derrick (S), Wyoming	2009-10	19
Martin, Ingle (DB), Furman	2006	1
Martin, Kamal (LB), Minnesota	2020	10
Martin, Ruvel (WR), Saginaw Valley State	2006-08	41
Martinez, Blake (LB), Stanford	2016-19	61
Martinkovic, John (DE), Xavier	1951-56	72
Maryland, Russell (DT), Miami (Fla.)	2000	16
Mason, Dave (DB), Nebraska	1974	12
Mason, Joel (E), Western Michigan	1942-45	41
Mason, Larry (RB), Troy State	1988	15
Massey, Carlton (DE), Texas	1957-58	14
Masters, Norm (T), Michigan State	1957-64	104
Masthay, Tim (P), Kentucky	2010-15	96
Mataele, Stan (NT), Arizona	1987	2
Mathys, Charlie (B), Indiana	1922-26	47
Matson, Pat (G), Oregon	1975	14
Matthews, Al (DB), Texas A&I	1970-75	84
Matthews, Aubrey (WR), Delta State	1988-89	20
Matthews, Clay (LB), Southern California	2009-18	143
Mattos, Harry (B), St. Mary's (Calif.)	1936	2
Matuszak, Marv (LB), Tulsa	1958	3
Mayer, Frank (G), Notre Dame	1927	10
Mayes, Derrick (WR), Notre Dame	1996-98	29
Mays, Devante (RB), Utah State	2017	8
Mays, Kivuousama (LB), North Carolina	1999	3
McAuliffe, Jack (HB), Beloit	1926	8
McBride, Ron (RB), Missouri	1973	1
McBride, Tod (CB/S), UCLA	1999-2002	61
McCaffrey, Bob (C), Southern California	1975	11
McCarren, Larry (C), Illinois	1973-84	162
McCasin, Eugene (LB), Florida	2000	1
McCloughan, Dave (CB), Colorado	1992	5
McConkey, Phil (WR), Navy	1986	4
McCoy, Mike C. (DB), Colorado	1976-83	110
McCoy, Mike P. (DT), Notre Dame	1970-76	94
McCrary, Herdis (B), Georgia	1929-33	52
McCray, Justin (G), Central Florida	2017-18	25
McDonald, Dustin (G), Indiana	1935	1
McDougal, Bob (B), Miami (Fla.)	1947	1
McDowell, John (G), St. John's (Minn.)	1964	12
McElmurry, Blaine (S), Montana	1997	1
McGarrahan, Scott (S), New Mexico	1998-2000	44
McGarry, John (G), St. Joseph's (Ind.)	1987	2
McGaw, Walter (G), Beloit	1926	1
McGeary, Clarence (DT), North Dakota State	1950	12
McGee, Buford (FB), Mississippi	1992	4
McGee, Max (E), Tulane	1954, 57-67	148
McGeorge, Rich (TE), Elon	1970-78	116
McGill, Lenny (CB), Arizona State	1994-95	21
McGrew, Sylvester (DE), Tulane	1987	3
McGruder, Michael (CB), Kent State	1989	2
McGuire, Gene (C), Notre Dame	1996	8
McHan, Lamar (QB), Arkansas	1959-60	24
McHugh, Sean (TE), Penn State	2004	1
McIlhenny, Don (HB), Southern Methodist	1957-59	36
McIntyre, Guy (G), Georgia	1994	10
McJulien, Paul (P), Jackson State	1991-92	25
McKay, Roy (B), Texas	1944-47	35
McKenzie, Keith (DE/LB), Ball State	1996-99, 2002	62
McKenzie, Mike (CB), Memphis	1999-2004	70
McKenzie, Raleigh (G), Tennessee	1999-2000	19
McLaughlin, Joe (LB), Massachusetts	1979	3
McLaughlin, Lee (G), Virginia	1941	8
McLean, Orlo (B), No college	1921	3
McLeod, Mike (DB), Montana State	1984-85	20
McMahon, Jim (QB), Brigham Young	1995-96	6
McMath, Herb (DT), Morningside	1977	8
McMichael, Steve (DT), Texas	1994	16
McMillan, Ernie (T), Illinois	1975	12
McMillian, Jerron (S), Maine	2012-13	28
McNabb, Dexter (FB), Florida	1992-93	32
McNally (Bloxer), Johnny (B), St. John's	1929-33, 35-36	75
McPherson, Forrest (T), Nebraska	1943-45	14
Meade, Mike (FB), Penn State	1982-83	18
Mealey, Rondell (RB), Louisiana State	2001-02	14
Meilinger, Steve (E), Kentucky	1958, 60	24
Melka, James (LB), Wisconsin	1987	1
Mendoza, Ruben (G), Wayne State	1986	6
Mercein, Chuck (RB), Yale	1967-69	22
Mercer, Mike (K), Northern Arizona	1968-69	16
Merling, Phillip (DE), Clemson	2012	3
Merrill, Casey (DE), California-Davis	1979-83	59
Merrill, Mark (LB), Minnesota	1982	4
Merriwether, Mike (LB), Pacific	1993	*2

*—Merriwether played only in two 1993 playoff games

Michaels, Lou (K), Kentucky	1971	10
Michaels, Walt (G), Washington & Lee	1951	12
Michalske, Mike (G), Penn State	1929-35, 37	95
Michels, John (T), Southern California	1996-97	24
Mickens, Terry (WR), Florida A&M	1994-97	47
Middletton, Terdell (RB), Memphis State	1977-81	71
Midler, Lou (DE), Minnesota	1940	7
Mihajlovich, Lou (DE), Indiana	1954	3
Milan, Don (QB), Cal Poly-San Luis Obispo	1975	7
Millard, Keith (DE), Washington State	1992	2
Miller, Don (B), Southern Methodist	1954	1
Miller, John (T), Boston College	1960	5
Miller, John (LB), Mississippi State	1987	1
Miller, Jordan (DT), Southern	2012	1
Miller, Ookie (C), Purdue	1938	11
Miller, Paul (B), South Dakota State	1936-38	32
Miller, Tom (E), Hampden-Sydney	1946	2
Mills, Stanley (B), Maryland	1922-23	17
Minick, Paul (G), Iowa	1928-29	18
Miree, Brandon (FB), Pittsburgh	2006	10
Mitchell, Basil (RB), TCU	1999-2000	17
Mitchell, Charles (B), Tulsa	1946	2
Mitchell, Roland (CB/S), Texas Tech	1991-94	48
Moffitt, Mike (WR), Fresno State	1986	4
Moje, Dick (E), Loyola (Calif.)	1951	2
Molenda, Bo (B), Michigan	1928-32	45
Moll, Tony (T/G), Nevada	2006-08	39
Monaco, Ron (LB), South Carolina	1987	2
Monnett, Bob (B), Michigan State	1933-38	62
Monroe, Henry (DB), Mississippi State	1979	3
Montgomery, Michael (DE), Texas A&M	2005-10	58
Montgomery, Ty (WR/RB), Stanford	2015-18	36
Moore, Allen (E), Texas A&M	1939	5
Moore, Blake (C/G), Wooster	1984-85	27
Moore, Brent (DE), Southern California	1987	4
Moore, Jason (S), San Diego State	2000	3
Moore, J'Mon (WR), Missouri	2018	12
Moore, Rich (DT), Villanova	1969-70	20
Moore, Tom (HB), Vanderbilt	1960-65	78
Moran, Rich (G), San Diego State	1985-93	108
Morency, Verman (RB), Oklahoma State	2006-07	26
Moresco, Tim (DB), Syracuse	1977	14
Morgan, Anthony (WR), Tennessee	1993-96	37
Morris, Jim Bob (DB), Kansas State	1987	11
Morris, Larry (RB), Syracuse	1987	2
Morris, Lee (WR), Oklahoma	1987	5
Morrissey, Antonio (LB), Florida	2018	16
Morrissey, Jim (LB), Michigan State	1993	6
Morton, Mike (LB), North Carolina	2000	16
Moselle, Dom (B), Superior State	1951-52	20
Moses, Dezman (LB), Tulane	2012	16
Moses, J.J. (WR/KR), Iowa State	2002	2
Mosley, Russ (B), Alabama	1945-46	8
Moss, Perry (QB), Illinois	1948	6
Mott, Joe (LB), Iowa	1993	2
Mott, Norm (B), Georgia	1933	3
Muir, Daniel (DT), Kent State	2007	3
Mullen, Roderick (CB/S), Grambling State	1995-97	38
Mulleneaux, Carl (E), Utah State	1938-41	45-46
Mulleneaux, Lee (C), Northern Arizona	1938	5
Mulumba, Andy (LB), Eastern Michigan	2013-15	22
Murphy, Kyle (T), Stanford	2016-17	6
Murphy, Mark (S), West Liberty State	1980-85, 87-91	147
Murphy, Terrence (WR), Texas A&M	2005	3
Murray, Jab (T), Marquette	1921-24	22

N

Nadolney, Romanus (G), Notre Dame	1922	8
Nall, Craig (QB), Northwestern (La) State	2003-04, 07	7
Nance, Dimitri (RB), Arizona State	2010	12
Nash, Tom (E), Georgia	1928-32	53
Navies, Hannibal (LB), Colorado	2003-04	31
Neal, Ed (DT/T), Tulane	1945-51	68
Neal, Frankie (WR), Fort Hays State	1987	12
Neal, Mike (DE/LB), Purdue	2010-15	68
Neill, Bill (NT), Pittsburgh	1984	16
Nelson, Bob (NT), Miami (Fla.)	1988-90	46
Nelson, Jim (LB), Penn State	1998-99	16
Nelson, Jody (WR), Kansas State	2008-14, 16-17	136
Neville, Tom (T/G), Fresno State	1986-88, 92	38
Newhouse, Marshall (T), TCU	2011-13	47
Newsome, Craig (CB), Arizona State	1995-98	46
Nichols, Hamilton (G), Rice	1951	9
Nickerson, Hardy (LB), California	2002	16
Nickerson, Parry (CB), Tulane	2020	1
Niemann, Walter (C), Michigan	1922-24	22
Nijman, Yosh (T), Virginia Tech	2020	16
Nitschke, Ray (LB), Illinois	1958-72	190
Nix, Doyle (DB), Southern Methodist	1955	12
Nixon, Fred (WR), Oklahoma	1980-81	23
Nixon, James (CB), California (Pa.)	2013	3
Noble, Brian (LB), Arizona State	1985-93	117

Noonan, Danny (NT), Nebraska	1992	6
Norgard, Al (E), Stanford	1934	10
Norton, Jerry (DB), Southern Methodist	1963-64	28
Norton, Marty (B), No college	1925	10
Norton, Rick (QB), Kentucky	1970	1
Nussbaumer, Bob (B), Michigan	1946, 1951	14
Nuzum, Rick (C), Kentucky	1978	16
Nwokorie, Chukie (DE), Purdue	2003	14
Nystrom, Lee (T), Macalester	1974	13

O

Oates, Brad (T), Brigham Young	1981	1
Oats, Carleton (DT), Florida A&M	1973	8
Obiozor, Cyril (LB), Texas A&M	2009	5
O'Boyle, Harry (B), Notre Dame	1928, 32	21
O'Connor, Bob (T), Stanford	1935	7
Odum, Chris (LB), Arkansas State	2017	7
Odum, Steve (WR/KR), Utah	1974-79	75
O'Donahue, Pat (DE), Wisconsin	1955	12
O'Donnell, Dick (E), Minnesota	1924-30	74
Odson, Urban (T), Minnesota	1946-49	39
Oglesby, Alfred (NT), Houston	1992	7
Ohlgren, Earl (DE), Minnesota	1942	2
Okoniewski, Steve (DT), Montana	1974-75	28
Oliver, Muhammad (CB), Oregon	1993	2
Olsen, Ralph (E), Utah	1949	4
Olsonoski, Larry (G), Minnesota	1948-49	16
O'Malley, Tom (QB), Cincinnati	1950	1
O'Neal, Andre (LB), Marshall	2001	2
O'Neil, Ed (LB), Penn State	1980	12
Orlich, Dan (E), Nevada	1949-51	36
Osborn, Dave (RB), North Dakota	1976	6
O'Steen, Dwayne (CB), San Jose State	1983-84	11
O'Sullivan, J.T. (QB), California-Davis	2004	1
Owens, Rip (G), Lawrence	1922	3

P

Palmer, Nate (LB), Illinois State	2013, 15	24
Palmer, Tony (G), Missouri	2006-07	8
Palumbo, Sam (LB/C), Notre Dame	1957	9
Pankey, Adam (G/T), West Virginia	2017-18	2
Pannell, Ernie (T), Texas A&M	1941-42, 45	22
Pape, Orrin (B), Iowa	1930	2
Papit, Johnny (HB), Virginia	1953	4
Parilli, Babe (QB), Kentucky	1952-53, 57-58	48
Parker, De Mond (RB), Oklahoma	1999-2000	19
Parker, Freddie (RB), Mississippi Valley State	1987	1
Parlavocchio, Chet (LB), Penn State	1983	3
Paskett, Keith (WR), Western Kentucky	1987	12
Paskvan, George (B), Wisconsin	1941	7
Patrick, Frank (QB), Nebraska	1970-72	4
Patrick, Lucas (G), Duke	2017-20	56
Patterson, Shawn (DE), Arizona State	1988-91, 93	48
Patton, Ricky (RB), Jackson State	1979	6
Paulekas, Tony (C), Washington & Jefferson	1936	10
Paup, Bryce (LB), Northern Iowa	1990-94	64
Payne, Ken (WR), Langston	1974-77	44
Pearson, Lindell (HB), Oklahoma	1952	2
Peay, Francis (T), Missouri	1968-72	62
Pederson, Doug (QB), N.E. Louisiana	1996-98, 2001-04	66
Pellfrey, Ray (E), Eastern Kentucky	1951-52	13
Pennel, Mike (DT), Colorado State-Pueblo	2014-16	37
Pepper, Taylor (LS), Michigan State	2017	4
Peppers, Julius (LB), North Carolina	2014-16	48
Peprah, Charlie (S), Alabama	2006-08, 10-11	67
Perillo, Justin (TE), Maine	2014-16	20
Perkins, Don (FB), Platteville St. Teachers	1944-45	17
Perko, Tom (LB), Pittsburgh	1976	14
Perry, Claude (T), Alabama	1927-35	89
Perry, Nick (LB), Southern California	2012-18	81
Pesonen, Dick (DB), Minnesota-Duluth	1960	12
Peterson, Kenny (DE/DT), Ohio State	2003-05	34
Peterson, Les (E), Texas	1932, 34	20
Peterson, Ray (B), San Francisco	1937	2
Petition, John (DB), Notre Dame	1957	12
Petway, Kenny (DE), Grambling State	2008	8
Petway, David (S), Northern Illinois	1981	6
Pickens, Bruce (CB), Nebraska	1993	2
Pickett, Ryan (DT/NT/DE), Ohio State	2006-13	119
Pipkins, Lenzy (CB), Oklahoma State	2017	12
Pisarkiewicz, Steve (QB), Missouri	1980	1
Pitts, Elijah (RB), Philander Smith	1961-69, 71	126
Pitts, Ron (CB), UCLA	1988-90	44
Pleasant, Eddie (S), Oregon	2018	5
Ploeger, Kurt (DE), Gustavus Adolphus	1986	1
Pointer, John (LB), Vanderbilt	1987	3
Pope, Bucky (WR), Catawba	1968	3
Pope, P.J. (RB), Bowling Green	2006	1
Poppinga, Brady (LB), Brigham Young	2005-10	81
Porter, Joe (CB), Rutgers	2008	1
Powers, Sammy (G), No college	1921	4

Prather, Guy (LB), Grambling State 1981-85 73
 Pregulman, Merv (G), Michigan 1946 11
 Prescott, Harold (E), Hardin-Simmons 1946 2
 Preston, Roell (WR/KR), Mississippi 1997-98 17
 Price, Brian (DL), Texas San Antonio 2016, 20 3
 Prior, Mike (S), Illinois State 1993-98 80
 Pritko, Steve (E), Villanova 1949-50 20
 Prokop, Joe (P), Cal Poly-Pomona 1985 9
 Provo, Fred (B), Washington 1948 9
 Psaltis, Jim (DB), Southern California 1954 11
 Purdy, Pim (B), Beloit 1926-27 17
 Purefory, Dave (DL), Eastern Michigan 1972-77 78
 Purnell, Frank (FB), Alcorn A&M 1957 9

Q

Quarless, Andrew (TE), Penn State 2010-11, 13-15 60
 Quatse, Jess (T), Pittsburgh 1933 9
 Query, Jeff (WR), Millikin 1989-91 48
 Quinlan, Bill (DE), Michigan State 1959-62 52

R

Radick, Ken (E), Marquette 1930-31 5
 Rafferty, Vince (C), Colorado 1987 3
 Raji, B.J. (NT/DT), Boston College 2009-13, 15 91
 Ramsey, Randy (LB), Arkansas 2020 12
 Randall, Damarious (CB), Arizona State 2015-17 39
 Randolph, Al (DB), Iowa 1971 14
 Randolph, Terry (DB), American International 1977 14
 Ranspot, Keith (E), Southern Methodist 1942 5
 Rash, Lou (DB), Mississippi Valley State 1987 3
 Ray, Baby (T), Vanderbilt 1938-48 116
 Rayner, Dave (K), Michigan State 2006 16
 Redick, Cornelius (WR), Cal State-Fullerton 1987 1
 Redmond, Will (CB/S), Mississippi State 2018-20 31
 Regnier, Pete (B), Minnesota 1922 5
 Reichardt, Bill (FB), Iowa 1952 12
 Reid, Floyd (HB), Georgia 1950-56 78
 Renner, Bill (P), Virginia Tech 1986-87 6
 Reynolds, Jamal (DE), Florida State 2001-03 18
 Rhodemyre, Jay (C/LB), Kentucky 1948-49, 51-52 45
 Rice, Allen (RB), Baylor 1991 6
 Richard, Gary (DB), Pittsburgh 1988 10
 Richardson, Sean (S), Vanderbilt 2012-15 30
 Riddick, Ray (E), Fordham 1940-42, 46 26
 Ringo, Christian (DT), Louisiana-Lafayette 2016 8
 Ringo, Jim (C), Syracuse 1953-63 131
 Ripkowski, Aaron (FB), Oklahoma 2015-17 47
 Risher, Alan (QB), Louisiana State 1987 3
 Rison, Andrew (WR), Michigan State 1996 5
 Rivera, Marco (G), Penn State 1997-2004 125
 Roach, John (QB), Southern Methodist 1961-63 23
 Robbins, Austin (DT), North Carolina 2000 2
 Robbins, Tootie (T), East Carolina 1992-93 27
 Roberts, Bill (HB), Dartmouth 1956 4
 Robinson, Bill (HB), Lincoln (Mo.) 1952 2
 Robinson, Charley (G), Morgan State 1951 2
 Robinson, Dave (LB), Penn State 1963-72 127
 Robinson, Eugene (S), Colgate 1966-97 32
 Robinson, Koren (WR), North Carolina State 2006-07 13
 Robinson, Luther (DT), Miami 2014 5
 Robinson, Michael (CB), Hampton 1996 6
 Robison, Tommy (G), Texas A&M 1987 3
 Roche, Alden (DE), Southern 1971-76 83
 Rodgers, Aaron (QB), California 2005-20 197
 Rodgers, Del (RB/KR), Utah 1982, 84 23
 Rodgers, Richard (TE), California 2014-17 63
 Rogers, Nick (LB), Georgia Tech 2004 10
 Rohrig, Herman (B), Nebraska 1941, 46-47 25
 Roller, Dave (DT), Kentucky 1975-78 48
 Rollins, Quinten (CB), Miami (Ohio) 2015-17 33
 Roman, Mark (S), Louisiana State 2004-05 32
 Romine, Al (HB), Alabama 1955, 58 16
 Rosatti, Rudy (T), Michigan 1924, 26-27 27
 Rose, Al (E), Texas 1932-36 48
 Roskie, Ken (B), South Carolina 1948 6
 Ross, Dan (TE), Northeastern 1986 15
 Ross, Jeremy (WR), California 2012-13 8
 Rossman, Allen (CB/KR), Notre Dame 2000-01 22
 Rote, Tobin (QB), Rice 1950-56 84
 Rouse, Aaron (S), Virginia Tech 2007-09 27
 Rowser, John (DB), Michigan 1967-69 42
 Rubens, Larry (C), Montana State 1982-83 25
 Rubley, T.J. (QB), Tulsa 1995 1
 Rudzinski, Paul (LB), Michigan State 1978-80 33
 Ruegamer, Grey (C/G), Arizona State 2003-05 43
 Ruetgers, Ken (T), Southern California 1985-96 156
 Ruetz, Howard (DT), Loras 1951-53 20
 Rule, Gordon (DB), Dartmouth 1968-69 15
 Runyan, Jon (G), Michigan 2020 16
 Rush, Anthony (DL), Alabama-Birmingham 2020 1

Rush, Clive (E), Miami (Ohio) 1953 11
 Russell, KeiVarae (CB), Notre Dame 2020 1
 Ruzich, Steve (G), Ohio State 1952-54 36
 Ryan, Jake (LB), Michigan 2015-17 43
 Ryan, Jon (P), Regina (Canada) 2006-07 32

S

Saine, Brandon (RB), Ohio State 2011-12 14
 Salem, Harvey (T), California 1992 4
 Salsbury, Jim (G), UCLA 1957-58 24
 Sample, Chuck (B), Toledo 1942, 45 10
 Sampson, Howard (DB), Arkansas 1978-79 31
 Sams, Ron (G), Pittsburgh 1983 3
 Samuels, Stanford (CB), Florida State 2020 2
 Sander, B.J. (P), Ohio State 2005 14
 Sandifer, Dan (B), Louisiana State 1952-53 13
 Sands, Terrell (DT), Tennessee-Chattanooga 2003 1
 Sandusky, John (T), Villanova 1956 12
 Sarafin, Al (C), St. Edward's 1933 7
 Satterfield, Brian (FB), North Alabama 1996 1
 Saturday, Jeff (C), North Carolina 2012 14
 Sauer, George (B), Nebraska 1935-37 20
 Saunders, Russ (FB), Southern California 1931 9
 Savage, Darnell (S), Maryland 2019-20 29
 Scalls, Hurlles (DB), North Texas State 1975 7
 Schammel, Francis (G), Iowa 1937 8
 Scherer, Bernie (E), Nebraska 1936-38 26
 Schlinkman, Walt (FB), Texas Tech 1946-49 46
 Schmaehl, Art (FB), No college 1921 6
 Schmidt, George (C), Lewis 1952 7
 Schmitt, John (C), Hofstra 1974 14
 Schneidman, Herm (B), Iowa 1935-39 40
 Schoemann, Roy (C), Marquette 1938 3
 Schroeder, Bill (WR), Wis.-La Crosse 1994, 97-2001 74
—Schroeder in 1994 played only during the playoffs
 Schroll, Charles (G), Louisiana State 1951 12
 Schuette, Carl (C/DB), Marquette 1950-51 24
 Schuh, Harry (T), Memphis State 1974 14
 Schuh, Jeff (LB), Minnesota 1986 12
 Schultz, Charles (T), Minnesota 1939-41 21
 Schum, Jacob (P), Buffalo 2016 16
 Schwammell, Ade (T), Oregon State 1934-36, 43-44 46
 Scott, JK (P), Alabama 2018-20 48
 Scott, Patrick (WR), Grambling State 1987-88 24
 Scott, Randy (LB), Alabama 1981-86 78
 Scott, Vernon (S), TCU 2020 15
 Scribner, Bucky (P), Kansas 1983-84 32
 Secord, Joe (C), No college 1922 2
 Seeman, George (E), Nebraska 1940 1
 Seibold, Champ (T), Wisconsin 1934-38, 40 48
 Self, Clarence (B), Wisconsin 1952, 54-55 26
 Serini, Wash (G), Kentucky 1952 11
 Shanley, Jim (HB), Oregon 1958 12
 Sharpe, Sterling (WR), South Carolina 1988-94 112
 Sharper, Darren (CB/S), William & Mary 1997-2004 121
 Shelley, Dexter (B), Texas 1932 2
 Shepherd, Darius (WR), North Dakota State 2019-20 14
 Sherrod, Derek (T), Mississippi State 2011, 13-14 20
 Shield, Joe (QB), Trinity (Conn.) 1986 3
 Shields, Sam (CB), Miami (Fla.) 2010-16 80
 Shirey, Fred (T), Nebraska 1940 3
 Shumate, Mark (NT), Wisconsin 1985 4
 Sikahema, Vai (RB/KR), Brigham Young 1991 11
 Simmons, Davie (LB), North Carolina 1979 16
 Simmons, John (DB), Southern Methodist 1986 6
 Simmons, Wayne (LB), Clemson 1993-97 64
 Simpkins, Maurice (LB), Coastal Carolina 2010 2
 Simpkins, Ron (LB), Michigan 1988 7
 Simpson, Nate (RB), Tennessee State 1977-79 43
 Simpson, Travis (C), Oklahoma 1987 3
 Sims, Joe (T/G), Nebraska 1992-95 47
 Sitton, Josh (G), Central Florida 2008-15 121
 Skaugstad, Daryle (NT), California 1983 9
 Skeate, Gil (FB), Gonzaga 1927 2
 Skibinski, Joe (G), Purdue 1955-56 24
 Skinner, Gerald (T), Arkansas 1978 15
 Skoglund, Bob (DE), Notre Dame 1947 9
 Skoronski, Bob (T), Indiana 1956, 59-68 146
 Slaughter, T.J. (LB), Southern Mississippi 2003 1
 Sleight, Elmer (T), Purdue 1930-31 26
 Smith, Anthony (S), Syracuse 2010 4
 Smith, Barry (WR), Florida State 1973-75 41
 Smith, Barty (RB), Richmond 1974-80 67
 Smith, Ben (E), Alabama 1933 9
 Smith, Blane (LB), Purdue 1977 1
 Smith, Bruce (B), Minnesota 1945-48 23
 Smith, D.J. (LB), Appalachian State 2011-12 22
 Smith, Donnell (DE), Southern Univ. 1971 4
 Smith, Earl (E), Ripon 1922 n/a
 Smith, Ed (B), New York Univ. 1937 2
 Smith, Ed (HB), Texas Mines 1948-49 15
 Smith, Ernie (T), Southern California 1935-37, 39 40

Smith, Jermaine (DT), Georgia	1997-99	19
Smith, Jerry (G), Wisconsin	1956	3
Smith, Kevin (FB), UCLA	1996	1
Smith, Larry (DT/DE), Florida State	2003-04	13
Smith, Moe (RB), North Carolina A&T	2002	1
Smith, Ollie (WR), Tennessee State	1976-77	25
Smith, Perry (DB), Colorado State	1973-76	47
Smith, Preston (LB), Mississippi State	2019-20	32
Smith, Red (G), Notre Dame	1927, 29	10
Smith, Rex (E), Beloit	1922	2
Smith, Rod (CB), Notre Dame	1998	8
Smith, Tremon (CB), Central Arkansas	2019	7
Smith, Warren (G), Western Michigan	1921	2
Smith, Wes (WR), East Texas State	1987	1
Smith, Za'Darius (LB), Kentucky	2019-20	32
Snelling, Ken (B), UCLA	1945	2
Snider, Malcolm (T/G), Stanford	1972-74	42
Snider, Matt (FB), Richmond	1999-2000	24
So'oto, Vic (LB), Brigham Young	2011-12	8
Sorenson, Glen (G), Utah State	1943-45	27
Spagnola, John (TE), Yale	1989	6
Sparlis, Al (G), UCLA	1946	3
Spears, Ron (DE), San Diego State	1983	13
Spencer, Joe (T), Oklahoma A&M	1950-51	14
Spencer, Ollie (T), Kansas	1957-58	24
Spillis, John (WR), Northern Illinois	1969-71	40
Spinks, Jack (G), Alcorn A&M	1955-56	7
Spitz, Jason (G/C), Louisville	2005-10	65
Spriggs, Jason (T), Indiana	2016-18	36
Spriggs, Marcus (T), Houston	2003	2
Sproul, Dennis (QB), Arizona State	1978	6
Stachowicz, Ray (P), Michigan State	1981-82	25
Staggers, Jon (WR), Missouri	1972-74	39
Stahlman, Dick (T), DePaul	1931-32	27
Stanley, Walter (WR), Mesa State	1985-88	48
Stansauk, Don (T), Denver	1950-51	15
Starch, Ken (RB), Wisconsin	1976	6
Starks, James (RB), Buffalo	2010-16	76
Starroba, Paul (WR), Michigan	1973	2
Starb, Bart (QB), Alabama	1956-71	196
Starret, Ben (B), St. Mary's (Calif.)	1942-45	27
St. Brown, Equanimeous (WR), Notre Dame	2018, 20	24
Steele, Ben (TE), Mesa State	2004-05	17
Steen, Frank (E), Rice	1939	3
Steiner, Rebel (DB), Alabama	1950-51	24
Stenerud, Jan (K), Montana State	1980-83	45
Stenophon, Scott (LB), Arizona State	1987-91	72
Stephens, John (RB), Northwestern (La.) State	1993	5
Stephenson, Dave (G/C), West Virginia	1951-55	49
Sterling, John (RB), Central Oklahoma	1987	2
Sternberger, Jake (TE), Texas A&M	2019-20	18
Stevens, Bill (QB), Texas-El Paso	1968-69	3
Stewart, Steve (LB), Minnesota	1979	3
Stills, Ken (S), Wisconsin	1985-89	65
Stokes, Barry (G/T), Eastern Michigan	2000-01	24
Stokes, Tim (T), Oregon	1978-82	63
Stonebraker, John (E), Southern California	1942	8
Stoneburner, Jake (TE), Ohio State	2013	9
Strickland, Fred (LB), Purdue	1994-95	30
Sturgeon, Lyle (T), North Dakota State	1937	8
Sullivan, Carl (DE), San Jose State	1987	3
Sullivan, Chandon (CB), Georgia State	2019-20	32
Sullivan, John (DB), California	1986	6
Summerhays, Bob (B), Utah	1949-51	35
Summers, Don (TE), Boise State	1987	3
Summers, Ty (LB), TCU	2019-20	32
Sutton, Mickey (CB), Montana	1989	3
Swendsen, Earl (C), Minnesota	1937-39	21

***—Svensden in 1938 played only in NFL championship**

Svensden, George (C/LB), Minnesota	1935-37, 40-41	52
Swain, Brett (WR), San Diego State	2009-10	22
Swanke, Karl (T/C), Boston College	1980-86	84
Swiney, Erwin (CB), Nebraska	2002-03	9
Switzer, Veryl (B), Kansas State	1954-55	24
Syndek, John (FB), Kansas	1992	16
Symank, Harry (DB), Florida	1957-62	76
Szafaryn, Len (T), North Carolina	1950, 53-56	55

T

Tagge, Jerry (QB), Nebraska	1972-74	18
Tassos, Damon (G), Texas A&M	1947-49	26
Taughner, Claude (FB), Marquette	1922	2
Tauscher, Mark (T/G), Wisconsin	2000-10	134
Taylor, Aaron (G), Notre Dame	1995-97	46
Taylor, Ben (LB), Virginia Tech	2006	10
Taylor, Cliff (RB), Memphis State	1976	7
Taylor, Jim (FB), Louisiana State	1958-66	118
Taylor, Kirtick (WR), Washington State	1992	10
Taylor, Lane (G), Oklahoma State	2013-20	79
Taylor, Lenny (WR), Tennessee	1984	2
Taylor, Malik (WR), Ferris State	2020	15
Taylor, Ryan (TE), North Carolina	2011-14	50

Taylor, Willie (WR), Pittsburgh	1978	1
Teague, George (S), Alabama	1993-95	47
Temp, Jim (DE), Wisconsin	1957-60	43
Tenner, Bob (E), Minnesota	1935	11
Terrell, Pat (S), Notre Dame	1998	16
Teetek, Derral (LB/G), Wisconsin	1952-56	49
Thibodeaux, Keith (CB), Northwestern (La.) State	2001	7
Thierry, John (DE), Alcorn State	2000-01	28
Thomas, Ben (DE), Auburn	1986	9
Thomas, Ike (DB), Bishop	1972-73	25
Thomas, Joe (LB), South Carolina State	2015-17	42
Thomas, Joey (CB), Montana State	2004-05	20
Thomas, Lavale (RB), Fresno State	1987-88	2
Thomas, Robert (LB), UCLA	2005	10
Thomason, Bobby (DB), Virginia Military	1951	11
Thomason, Jeff (TE), Oregon	1995-99	75
Thompson, Arland (G), Baylor	1981	9
Thompson, Aundra (WR), East Texas State	1977-81	63
Thompson, Clarence (B), Minnesota	1939	1
Thompson, Darrell (RB), Minnesota	1990-94	60
Thompson, Jeremy (DE/LB), Wake Forest	2008-09	15
Thompson, John (TE), Utah State	1979-82	34
Thornburg, Jeremy (S), Northern Arizona	2005	4
Thurman, Andrae (WR), Southern Oregon	2004-05	12
Thurston, Fuzzy (G), Valparaiso	1959-67	112
Timberlake, George (LB/G), Southern California	1955	6
Timmerman, Adam (G), South Dakota State	1995-98	61
Tinker, Gerald (WR), Kent State	2005	10
Tinsley, Pete (G/LB), Georgia	1938-45	73
Toburn, Nelson (LB), Wichita State	1961-62	74
Tollefson, Chuck (G), Iowa	1944-46	18
Tolzien, Scott (QB), Wisconsin	2013, 15	6
Tomczak, Mike (QB), Ohio State	1991	12
Tomich, Jared (DE), Nebraska	2002	2
Toner, Tom (LB), Idaho State	1973, 75-77	53
Tonnemaker, Clayton (LB/C), Minnesota	1950, 53-54	36
Tonyan, Robert (TE), Indiana State	2018-20	43
Toomer, Corey (LB), Idaho	2018	7
Toribio, Anthony (NT), Carson-Newman	2009	1
Torkelson, Eric (RB), Connecticut	1974-79, 81	93
Traylor, Keith (LB), Central Oklahoma	1993	5
Tretter, JC (G/C), Cornell	2014-16	31
Tripp, Jordan (LB), Montana	2016	2
Troup, Bill (QB), South Carolina	1980	2
Truluck, R-Kal (DE), SUNY Cortland	2004	13
Tuaolo, Esera (NT/DE), Oregon State	1991-92	20
Tullis, Walter (WR), Delaware State	1978-79	32
Tunnell, Emilen (S), Iowa	1959-61	37
Turner, Billy (G/T), North Dakota State	2019-20	30
Turner, Maurice (RB), Utah State	1985	3
Turner, Rich (NT), Oklahoma	1981-83	30
Turner, Wylie (DB), Angelo State	1979-80	29
Turpin, Miles (LB), California	1986	1
Tuttle, George (E), Minnesota	1927	1
Twedell, Francis (G), Minnesota	1939	4

U

Uecker, Keith (G/T), Auburn	1984-85, 87-88, 90-91	64
Underwood, Brandon (CB), Cincinnati	2009-10	23
Underwood, Marviel (S), San Diego State	2005	16
Uram, Andy (B), Minnesota	1938-43	62
Urban, Alex (E), South Carolina	1941, 44-45	61
Usher, Eddie (B), Michigan	1922, 24	6

V

Vairo, Dominic (E), Notre Dame	1935	1
Valdes-Scantling, Marquez (WR), South Florida	2018-20	48
Van Dyke, Bruce (G), Missouri	1974-76	29
Van Evely, Hal (B), Minnesota	1940-41	20
Van Roten, Greg (G), Pennsylvania	2012-13	10
Van Sickle, Clyde (C), Arkansas	1932-33	9
Van Valkenburg, Pete (RB), Brigham Young	1974	5
Vandersa, Phil (LB/DE), Massachusetts	1966, 68-69	38
Vanoy, Vernon (DT), Kansas	1972	13
Vant Hull, Fred (G), Minnesota	1942	8
Vataha, Randy (WR), Stanford	1977	6
Veingrad, Alan (T), East Texas State	1986-87, 89-90	59
Veldheer, Jared (T), Hillsdale	2019	2
Verba, Ross (T/G), Iowa	1997-2000	59
Vereen, Carl (T), Georgia Tech.	1957	12
Vergara, George (E), Notre Dame	1925	12
Viaena, David (T), Minnesota-Duluth	1992	1
Villanucci, Vince (NT), Bowling Green	1987	2
Vinson, Fred (CB), Vanderbilt	1999	16
Vitale, Danny (FB), Northwestern	2018-19	20
Vogds, Evan (G), Wisconsin	1948-49	27
Vogel, Justin (P), Miami (Fla.)	2017	16
Voss, Lloyd (DT), Nebraska	1964-65	28
Voss, Walter (E), Detroit	1924	11

ALL-TIME PLAYERS - WADDY-ZUVER
 COMMUNITY
 ADMIN. & COACHES
 VETERANS
 DRAFT & FREE AGENTS
 2020 REVIEW
 ALL-TIME PACKERS
 LAMBEAU FIELD
 MISC.

W

Waddy, Jude (LB), William & Mary 1998-99 27
 Wade, Charlie (WR), Tennessee State 1975 2
 Wafer, Carl (DT), Tennessee State 1974 2
 Wagner, Bryan (P), Cal State-Northridge 1992-93 23
 Wagner, Buff (B), Carroll (Wis.) 1921 4
 Wagner, Rick (WR), Wisconsin 2020 16
 Wagner, Steve (DB), Wisconsin 1976-79 57
 Wahle, Mike (T/G), Navy 1998-2004 97
 Walden, Erik (LB), Middle Tennessee State 2010-12 40
 Walker, Cleo (C/LB), Louisville 1970 11
 Walker, Frank (CB), Tuskegee 2007 12
 Walker, Javon (WR), Florida State 2002-05 48
 Walker, Josh (G), Middle Tennessee State 2015 13
 Walker, Malcolm (C), Rice 1970 11
 Walker, Randy (P), Northwestern (La.) State 1974 14
 Walker, Rod (DT), Troy State 2001-03 31
 Walker, Sammy (CB), Texas Tech 1993 8
 Walker, Val Joe (DB), Southern Methodist 1953-56 46
 Wallace, Calvin (DE), West Virginia Tech 1987 1
 Wallace, Seneca (DB), Iowa State 2013 2
 Wallace, Taco (WR), Kansas State 2005 1
 Walls, Wesley (TE), Mississippi 2003 14
 Walsh, Ward (RB), Colorado 1972 2
 Walter, Tyson (T/G), Ohio State 2006 5
 Warren, Steve (DT), Nebraska 2000, 02 25
 Washington, Chuck (DB), Arkansas 1987 3
 Waters, Herb (CB), Miami (Fla.) 2016 *
**—Waters played only in two 2016 playoff games*
 Watts, Elbert (DB), Southern California 1986 9
 Wayne, Nate (LB), Mississippi 2000-02 44
 Weathers, Clarence (WR), Delaware State 1990-91 28
 Weatherwax, Jim (DT), California St.-L.A. 1966-67, 69 34
 Weaver, Gary (LB), Fresno State 1975-79 63
 Webb, Chuck (RB), Tennessee 1991 2
 Webber, Dutch (E), Kansas State 1928 3
 Webster, Tim (K), Arkansas 1971 4
 Weddington, Mike (LB), Oklahoma 1986-90 52
 Wehba, Ray (E), Southern California 1944 10
 Weigel, Lee (RB), Wisconsin-Eau Claire 1987 2
 Weisgerber, Dick (B), Willamette 1938-40, 42 24
 Weishuhn, Clayton (LB), Angelo State 1987 9
 Wellman, Mike (C), Kansas 1979-80 20
 Wells, Don (E), Georgia 1946-49 38
 Wells, Scott (C/G), Tennessee 2004-11 111
 Wells, Terry (RB), Southern Mississippi 1975 13
 West, Ed (TE), Auburn 1984-94 167
 West, Pat (B), Southern California 1948 3
 Westbrook Bryant (CB), Texas 2002 6
 Wetrnight, Ryan (TE), Stanford 2000 10
 Wheeler, Lytle (E), Ripon 1921-23 22
 Whittaker, Bill (DB), Missouri 1981-82 25
 White, Adrian (S), Florida 1992 15
 White, Chris (C), Southern Mississippi 2005 1
 White, Gene (DB), Georgia 1954 9
 White, Johnny (RB), North Carolina 2012 4
 White, Myles (WR), Louisiana Tech 2013 7
 White, Reggie (DE), Tennessee 1993-98 95
 White, Tracy (LB), Howard 2006-08 32
 Whitehead, Jermaine (S), Auburn 2016-18 19
 Whitehurst, David (QB), Furman 1977-83 54
 Whitley, James (S), Michigan 2003-04 9
 Whittenton, Jesse (DB), Texas Western 1958-64 88
 Whitticker, William (G), Michigan State 2005 15
 Wicks, Bob (WR), Utah State 1974 1
 Widby, Ron (P), Tennessee 1972-73 26
 Widell, Doug (G), Boston College 1993 16
 Wildung, Dick (T), Minnesota 1946-51, 53 74
 Wilhelm, Matt (LB), Ohio State 2010 7
 Wilkens, Elmer (E), Indiana 1925 6
 Wilkerson, Bruce (T), Tennessee 1996-97 30
 Wilkerson, Muhammad (DL), Temple 2018 3
 Wilkins, Gabe (DE/DT), Gardner-Webb 1994-97 60
 Wilkins, Marcus (LB), Texas 2002-03 12
 Willhite, Kevin (RB), Oregon 1987 3
 Williams, A.D. (E), Pacific 1959 12
 Williams, Brian (LB), Southern California 1995-2000 72
 Williams, Clarence (DE), Prairie View A&M 1970-77 111
 Williams, Corey (DT/DE), Arkansas State 2004-07 56
 Williams, D.J. (TE), Arkansas 2011-12 26
 Williams, Delvin (RB), Kansas 1981 1
 Williams, Dexter (RB), Notre Dame 2019-20 7
 Williams, Gerald (DE), Auburn 1997 4
 Williams, Howard (DB), Howard 1962-63 10
 Williams, Jamaal (RB), Brigham Young 2017-20 60
 Williams, K.D. (LB), Henderson State 2000-01 28
 Williams, Kevin (RB), UCLA 1993 3
 Williams, Mark (LB), Ohio State 1994 16
 Williams, Perry (RB), Purdue 1969-73 69
 Williams, Tim (LB), Alabama 2019 1

Williams, Tramon (CB), Louisiana Tech. . 2007-14, 18-19 159
 Williams, Travis (RB/KR), Arizona State 1967-70 48
 Williams, Tyrone (CB), Nebraska 1996-2002 111
 Williams, Walt (RB), Grambling State 2004-05 3
 Willig, Matt (T), Southern California 1998 16
 Willis, James (LB), Auburn 1993-94 25
 Wilner, Jeff (TE), Wesleyan (Conn.) 1994-95 13
 Wilson, Ben (FB), Southern California 1967 14
 Wilson, C.J. (DE), East Carolina 2010-13 50
 Wilson, Charles (WR), Memphis State 1990-91 30
 Wilson, Faye (B), Texas A&M 1930-31 13
 Wilson, Gene (E/DB), Southern Methodist 1947-48 21
 Wilson, Marcus (RB), Virginia 1992-95 48
 Wilson, Milt (G), Oshkosh State Normal 1921 6
 Wilson, Ray (S), New Mexico 1994 3
 Wimberly, Abner (E), Louisiana State 1950-52 35
 Winfree, Juwann (WR), Colorado 2020 2
 Wingle, Blake (G), UCLA 1985 2
 Wingo, Rich (LB), Alabama 1979, 81-84 69
 Winkler, Francis (DE), Memphis State 1968-69 21
 Winkler, Randy (G), Tarleton State 1971 7
 Winn, Billy (DL), Boise State 2020 6
 Winslow, Paul (HB), North Carolina Central 1960 12
 Winter, Blaise (DE/NT), Syracuse 1988-90 45
 Winters, Chet (RB), Oklahoma 1983 4
 Winters, Frank (C/G), Western Illinois 1992-2002 156
 Winther, Wimpy (C), Mississippi 1971 11
 Wisnom, Jerron (CB), Louisiana Tech 2005 5
 Wisne, Jerry (T), Notre Dame 2002 2
 Withrow, Cal (C), Kentucky 1971-73 42
 Witte, Earl (B), Gustavus Adolphus 1934 5
 Wizbicki, Alex (B), Holy Cross 1950 11
 Wood, Bobby (T), Alabama 1940 2
 Wood, Willie (S), Southern California 1960-71 166
 Woodin, Whitney (G), Marquette 1922-31 86
 Woods, Jerry (S), Northern Michigan 1990 16
 Woodside, Keith (RB), Texas A&M 1988-91 64
 Woodson, Charles (CB/S), Michigan 2006-12 100
 Workman, Vince (RB), Ohio State 1989-92 56
 Worthly, Jeral (DE), Michigan State 2012-13 16
 Wortman, Keith (G), Nebraska 1972-75 46
 Wright, Randy (QB), Wisconsin 1984-88 46
 Wright, Steve (T), Alabama 1964-67 56
 Wuerrfel, Danny (QB), Florida 2000 1
 Wunsch, Harry (G), Notre Dame 1934 2
 Wynn, DeShawn (RB), Florida 2007-09 16
 Wynn, Jarius (DE), Georgia 2009-11 36

Y

Young, Billy (G), Ohio State 1929 2
 Young, Glenn (DB), Purdue 1956 4
 Young, Paul (C), Oklahoma 1933 2

Z

Zarnas, Gust (G), Ohio State 1939-40 14
 Zatkoff, Roger (LB), Michigan 1953-56 48
 Zeller, Joe (G), Indiana 1932 14
 Zendejas, Max (K), Arizona 1987-88 18
 Zeno, Lance (C), UCLA 1993 5
 Zimmerman, Don (WR), Northeast Louisiana 1976 2
 Zoll, Carl (G), No college 1921-22 1
 Zoll, Dick (G), Indiana 1939 1
 Zoll, Martin (G), No college 1921 1
 Zombo, Frank (LB), Central Michigan 2010-12 25
 Zorn, Jim (DB), Cal Poly-Pomona 1985 13
 Zuidmulder, Dave (B), St. Ambrose 1929-31 7
 Zupek, Al (E), Lawrence 1946 3
 Zuver, Merle (C), Nebraska 1930 10

ALL-TIME GREEN BAY UNIFORM NUMBERS

1925-2020

- ▶ With help from the Pro Football Hall of Fame, which provided game programs dating back to 1925 (when the team first printed uniform numbers), the Packers constructed this list.
- ▶ Players who wore multiple numbers during their Packers tenure are denoted with an asterisk (*).
- ▶ All players in this section are believed to have played in at least one league game in the corresponding number. Players who were listed on a numerical program roster but did not play that season were omitted.
- ▶ The team invites anyone who can provide further evidence, using the same criteria, to contact the communications department.

1

*Lambeau, Earl "Curly" (B), Notre Dame 1925-26

2

Mathys, Charlie (B), Indiana 1925-26
 Crosby, Mason (K), Colorado 2007-20

3

Cyre, Hector (T), Gonzaga 1926
 *Monnett, Bob (B), Michigan State 1935
 Miller, Paul (B), South Dakota State 1936-38
 Feathers, Beattie (B), Tennessee 1940
 Canadeo, Tony (B), Gonzaga 1941-44, 46-52
 *McKay, Roy (B), Texas 1944-45
 Aqajanian, Ben (K), New Mexico 1961

RETIRED FOR CANADEO, 1952

4

*Lewellen, Verne (B), Nebraska 1925-26
 *Schneidman, Herm (B), Iowa 1935-37
 Fusina, Chuck (QB), Penn State 1986
 Dawson, Dale (K), Eastern Kentucky 1988
 Favre, Brett (QB), Southern Mississippi 1992-2007

RETIRED FOR FAVRE, 2015

5

*O'Donnell, Dick (E), Minnesota 1925-26
 *Purdy, Pid (B), Beloit 1927
 *Baker, Roy (B), Southern California 1928
 *Monnett, Bob (B), Michigan State 1936-37
 *Bruder, Hank (B), Northwestern 1938-39
 *Riddick, Ray (E), Fordham 1940-41
 Hornung, Paul (B), Notre Dame 1957-62, 64-66
 Ferragamo, Vince (QB), Nebraska 1974
 Gillus, Willie (QB), Norfolk State 1987
 *Majkowski, Don (QB), Virginia 1987
 Burrow, Curtis (K), Central Arkansas 1988

6

Vergara, George (E), Notre Dame 1925
 *Flaherty, Dick (E), Marquette 1926
 Bross, Mal (B), Gonzaga 1927
 Flinn, Ryan (P), Central Florida 2005
 Frost, Derrick (P), Northern Iowa 2008
 Harrell, Graham (QB), Texas Tech 2012
 Callahan, Joe (QB), Wesley 2017
 Scott, JK (P), Alabama 2018-20

7

*Earp, Jug (C), Monmouth 1925-26
 *Purdy, Pid (B), Beloit 1927
 *Smith, Red (G), Notre Dame 1927
 *Dunn, Red (B), Marquette 1930
 *Svensden, Earl (C), Minnesota 1937
 *Jankowski, Ed (B), Wisconsin 1938-41
 Mason, Joel (E), Western Michigan 1942-45
 Schlinkman, Walt (FB), Texas Tech 1946-49
 *Loomis, Ace (B), La Crosse St. Teachers 1951
 *Gordon, Dick (WR), Michigan State 1973
 *Majkowski, Don (QB), Virginia 1988-92
 Landeta, Sean (P), Towson State 1998

Hanson, Chris (P), Marshall 1999
 Wuerffel, Danny (QB), Florida 2000
 O'Sullivan, J.T. (QB), California-Davis 2004
 Martin, Ingle (QB), Furman 2006
 Kapinos, Jeremy (P), Penn State 2008-09
 Hundley, Brett (QB), UCLA 2016-17

8

LeJeune, Walt (G), Heidelberg 1925-26
 *Uram, Andy (B), Minnesota 1938-39
 *Rohrig, Herman (B), Nebraska 1941
 Kahler, Bob (B), Nebraska 1942-44
 Mosley, Russ (B), Alabama 1945-46
 *Forte, Bob (B), Arkansas 1946-53
 *Pelfrey, Ray (E), Eastern Kentucky 1951
 Zendejas, Max (K), Arizona 1987-88
 Dilweg, Anthony (QB), Duke 1989-90
 Brunell, Mark (QB), Washington 1994
 Longwell, Ryan (K), California 1997-2005
 Masthay, Tim (P), Kentucky 2010-15
 Vogel, Justin (P), Miami (Fla.) 2017
 Boyle, Tim (QB), Eastern Kentucky 2019-20

9

*Woodin, Whitey (G), Marquette 1925-26
 *Earp, Jug (C), Monmouth 1928
 Borak, Fritz (E), Creighton 1938
 Dorsey, Dean (K), Toronto 1988
 Wagner, Bryan (P), Cal State-Northridge 1992-93
 Borgognone, Dirk (K), Pacific 1995
 McMahon, Jim (QB), Brigham Young 1995-96
 Bidwell, Josh (P), Oregon 2000-03
 Barker, Bryan (P), Santa Clara 2004
 Ryan, Jon (P), Regina (Canada) 2006-07
 Wallace, Seneca (QB), Iowa State 2013
 Kizer, DeShone (QB), Notre Dame 2018

10

Buck, Cub (T), Wisconsin 1925
 *Cahoon, Ivan (T), Gonzaga 1926
 *Kotal, Eddie (B), Lawrence 1927-29
 *Zuidmulder, Dave (B), St. Ambrose 1930
 *Grove, Roger (B), Michigan State 1934
 Moss, Perry (QB), Illinois 1948
 *Parilli, Babe (QB), Kentucky 1957-58
 *Roach, John (QB), Southern Methodist 1961-63
 Claridge, Dennis (QB), Nebraska 1965
 Stevens, Bill (QB), Texas-El Paso 1968-69
 Patrick, Frank (QB), Nebraska 1970-72
 Concannon, Jack (QB), Boston College 1974
 *Dickey, Lynn (QB), Kansas State 1976-79
 Trup, Bill (QB), South Carolina 1980
 Stenerud, Jan (K), Montana State 1980-83
 Del Greco, Al (K), Auburn 1984-87
 Kiel, Blair (QB), Notre Dame 1988, 90-91
 Aguilar, Louie (P), Utah State 1999
 Lucas, Chad (WR), Alabama State 2005
 Flynn, Matt (QB), Louisiana State 2008-11, 13-14
 Ross, Jeremy (WR), California 2012-13
 Schum, Jacob (P), Buffalo 2016
 *Shepherd, Darrius (WR), North Dakota State 2019

11

Carlson, Wes (G), St. John's 1926
 McGaw, Walter (G), Beloit 1926
 *Dunn, Red (B), Marquette 1927-28
 Bloodgood, Elbert (B), Nebraska 1930
 *Grove, Roger (B), Michigan State 1931-34
 *Scherer, Bernie (E), Nebraska 1937
 Katalinas, Leo (T), Catholic Univ. 1938
 Norton, Rick (QB), Kentucky 1970
 Brossard, Steve (P), Southern Mississippi 1975
 Beverly, David (P), Auburn 1975-80
 Garcia, Eddie (K), Southern Methodist 1983-84
 Prokop, Joe (P), Cal Poly-Pomona 1985
 Risher, Alan (QB), Louisiana State 1987
 Detmer, Ty (QB), Brigham Young 1993, 95
 Hasselbeck, Matt (QB), Boston College 1999-2000

PACKERS UNIFORM NUMBER RECORDS

Most Numbers, Career:

9 Mike Michalske (19, 24, 28, 30, 31, 33, 36, 40, 63)
 8 Arnie Herber (12, 16, 19, 26, 38, 41, 45, 68)

Most Players to Wear Number in Game:

39 players have worn No. 23

Fewest Players to Wear Number in Game:

1 player has worn No. 1 (Curly Lambeau, 1925-26)

ALL-TIME UNIFORM NUMBERS
 COMMUNITY
 ADMIN. & COACHES
 VETERANS
 DRAFT & FREE AGENTS
 2020 REVIEW
 ALL-TIME NUMBERS
 LAMBEAU FIELD
 MISC.

Sander, B.J. (P), Ohio State 2005
 Boykin, Jarrett (WR), Virginia Tech 2012-14
 Davis, Trevor (WR), California 2016-19

12

Abramson, George (G/T), Minnesota 1925
 *Rosatti, Rudy (T), Michigan 1926
 Hearnden, Tom (B), Notre Dame 1927-28
 *Baker, Roy (B), Southern California 1928
 *Zuidmulder, Dave (B), St. Ambrose 1929
 *Herber, Arnie (B), Regis 1930
 *Baker, Frank (E), Northwestern 1931
 *Monnett, Bob (B), Michigan State 1935-36
 Bratkovski, Zeke (QB), Georgia 1963-68, 71
 Del Gaizo, Jim (QB), Tampa 1973
 *Hadl, John (QB), Kansas 1974
 Milan, Don (QB), Cal Poly-San Luis Obispo 1975
 Dowling, Brian (QB), Yale 1977
 *Dickey, Lynn (QB), Kansas State 1980-85
 Rubley, T.J. (QB), Tulsa 1995
 Rodgers, Aaron (QB), California 2005-20

13

Norton, Marty (B), Hamline 1925
 *Kotal, Eddie (B), Lawrence 1926
 *Bruder, Hank (B), Northwestern 1931-33
 Horn, Don (QB), San Diego State 1967-70
 Marcol, Chester (K), Hillsdale 1972-80
 Scribner, Bucky (P), Kansas 1983-84
 Renner, Bill (P), Virginia Tech 1986-87
 Jacke, Chris (K), Texas-El Paso 1989-96
 Bono, Steve (QB), UCLA 1997
 Kight, Kelvin (WR/KR), Florida 2004
 Allen, Jake (WR), Mississippi College 2009
 Harper, Chris (WR), Kansas State 2013
 Dorsej, Kevin (WR), Maryland 2014
 Lazard, Allen (WR), Iowa State 2018-20

14

Gardner, Milton (G), Wisconsin 1925-26
 *Lambeau, Earl "Curly" (B), Notre Dame 1927
 Lollar, Slick (FB), Samford 1928
 *Hill, Don (B), Stanford 1929
 Zuber, Merle (C), Nebraska 1930
 *Fitzgibbon, Paul (B), Creighton 1931-32
 *McNally (Blood), Johnny (B), St. John's 1933
 Hutson, Don (E/DB), Alabama 1935-45

RETIRED FOR HUTSON, 1951

15

*Basing, Myrt (B), Lawrence 1925-26
 *Enright, Rex (FB), Notre Dame 1927
 *Minnick, Paul (G), Iowa 1928
 *Smith, Red (G), Notre Dame 1929
 *Dunn, Red (B), Marquette 1931
 Shelley, Dexter (B), Texas 1932
 Young, Paul (C), Oklahoma 1933
 *Johnston, Chester (B), Marquette 1935-38
 *Brock, Lou (B), Purdue 1940
 Lyman, Del (T), UCLA 1941
 Hinte, Hal (E), Pittsburgh 1942
 Frankowski, Ray (G), Washington 1945
 *Sample, Chuck (B), Toledo 1945
 *Bennett, Earl (G), Hardin-Simmons 1946
 Tassos, Damon (G), Texas A&M 1947-49
 *Afflis, Dick (G), Nevada 1951
 *Parilli, Babe (QB), Kentucky 1952-53
 Garrett, Bob (QB), Stanford 1954
 Brackins, Charlie (QB), Prairie View A&M 1955
 Held, Paul (QB), San Jose State 1955
 *Starr, Bart (QB), Alabama 1956-71

RETIRED FOR STARR, 1973

16

Harris, Jack (B), Wisconsin 1925-26
 Skeate, Gil (FB), Gonzaga 1927
 *Hill, Don (B), Stanford 1929
 *Dunn, Red (B), Marquette 1929-30
 Davenport, Bill (HB), Hardin-Simmons 1931

Zeller, Joe (G), Indiana 1932
 *Herber, Arnie (B), Regis 1933
 *Scherer, Bernie (E), Nebraska 1937
 *Biolo, John (G), Lake Forest 1939
 *Brock, Lou (B), Purdue 1940-45
 Mitchell, Charles (B), Tulsa 1946
 Gillette, Jim (B), Virginia 1947
 Cifers, Bob (B), Tennessee 1949
 *Dreyer, Wally (B), Wisconsin 1950
 *Wimberly, Abner (E), Louisiana State 1950-51
 *Parilli, Babe (QB), Kentucky 1953
 *Starr, Bart (QB), Alabama 1956
 *McHan, Lamar (QB), Arkansas 1960
 *James, Claudis (WR), Jackson State 1967
 Hunter, Scott (QB), Alabama 1971-73
 Johnson, Randy (QB), Texas A&I 1976
 Sproul, Dennis (QB), Arizona State 1978
 *Birney, Tom (K), Michigan State 1980
 Stachowicz, Ray (P), Michigan State 1981-82
 Wright, Randy (QB), Wisconsin 1984-88
 McJullien, Paul (P), Jackson State 1991-92
 Copeland, Russell (WR), Memphis State 1998
 Rayner, Dave (K), Michigan State 2006
 Nall, Craig (QB), Northwestern (La.) State 2003-04, 07
 Swain, Brett (WR), San Diego State 2009-10
 Tolzien, Scott (QB), Wisconsin 2013, 15
 Kumerow, Jake (WR), Wisconsin-Whitewater 2018-19
 Austin, Tavon (WR), West Virginia 2020

17

Larson, Fred (C), Notre Dame 1925
 *Lidberg, Carl (FB), Minnesota 1926
 *Darling, Bernard (C), Beloit 1927-28
 *Baker, Roy (B), Southern California 1929
 *Dunn, Red (B), Marquette 1930
 Wilson, Faye (B), Texas A&M 1931
 *Evans, Lon (G), TCU 1933
 *Bultman, Art (C), Marquette 1934
 *Sauer, George (B), Nebraska 1937
 Isbell, Cecil (B), Purdue 1938-42
 Wehba, Ray (E), Southern California 1944
 *Bucchianeri, Mike (G), Indiana 1945
 Pregulman, Merv (G), Michigan 1946
 Cody, Ed (B), Purdue 1947-48
 Schuette, Carl (C/DB), Marquette 1950-51
 *McHan, Lamar (QB), Arkansas 1959-60
 *Williams, Travis (RB/KR), Arizona State 1967
 Tagge, Jerry (QB), Nebraska 1972-74
 Whitehurst, David (QB), Furman 1977-83
 Bracken, Don (P), Michigan 1985-90
 *King, Don (DB), Southern Methodist 1987
 Henrich, Craig (P), Notre Dame 1994-97
 Adams, Davante (WR), Fresno State 2014-20

18

Wilkins, Elmer (E), Indiana 1925
 *Purdy, Pid (B), Beloit 1926
 Tuttle, George (E), Minnesota 1927
 Young, Billy (G), Ohio State 1929
 *Fitzgibbon, Paul (B), Creighton 1930
 Saunders, Russ (FB), Southern California 1931
 *Monnett, Bob (B), Michigan State 1933
 Bruder, Hank (B), Northwestern 1936-38
 Mulleneaux, Lee (C), Northern Arizona 1938
 Disend, Leo (T), Albright 1940
 Shirey, Fred (T), Nebraska 1940
 Vant Hull, Fred (G), Minnesota 1942
 Falkenstein, Tony (FB), St. Mary's (Calif.) 1943
 Kercher, Bob (DE), Georgetown 1944
 *Urban, Alex (E), South Carolina 1944
 Keuper, Ken (B), Georgia 1945-47
 Cremer, Ted (E), Auburn 1948
 Ferry, Lou (T), Villanova 1949
 Drulis, Chuck (G), Temple 1950
 Robinson, Charley (G), Morgan State 1951
 *Roche, Tobin (QB), Rice 1952-56
 *Roach, John (QB), Southern Methodist 1961
 Duncan, Ken (P), Tulsa 1971
 Walker, Randy (P), Northwestern (La.) State 1974
 Danelo, Joe (K), Washington State 1975
 Yataha, Randy (WR), Stanford 1977
 Zorn, Jim (QB), Cal Poly-Pomona 1985

DID YOU KNOW ...

In 1952, the National Football League established a system for numbering players, with a vague exemption for "nationally known players." A year later, such players as Otto Graham (60 to 14) changed their jerseys to conform to the system. According to the mandate, quarterbacks and kickers were numbered 1-19, running backs and defensive backs 20-49, centers and linebackers 50-59, defensive linemen, guards and tackles 60-79 and receivers 80-89. Today, quarterbacks, punters and kickers are numbered 1-19, defensive backs 1-49, running backs, fullbacks, tight ends, H-backs and wide receivers 1-49 and 80-89, offensive linemen 50-79, defensive linemen 50-79 and 90-99, and linebackers 1-59 and 90-99.

Shield, Joe (QB), Trinity (Conn.) 1986
 *Washington, Chuck (DB), Arkansas 1987
 Tomczak, Mike (QB), Ohio State 1991
 Pederson, Doug (QB), Northeast La. . . 1996-98, 2001-04
 Holiday, Carlyle (WR), Notre Dame 2006-07
 Cobb, Randall (WR), Kentucky 2011-18

19

McAuliffe, Jack (HB), Beloit 1926
 Mayer, Frank (G), Notre Dame 1927
 *Smith, Red (G), Notre Dame 1927
 *Bowdoin, Jim (G), Alabama 1928
 *Nash, Tom (E), Georgia 1929, 32
 Hanny, Frank (T), Indiana 1930
 *McGrady, Herdis (B), Georgia 1931
 *Michalske, Mike (G), Penn State 1932
 Mott, Norm (B), Georgia 1933
 *Norgard, Al (E), Stanford 1934
 *Herber, Arnie (B), Regis 1937
 Mullenau, Carl (E), Utah State 1938-41, 45-46
 *Bucchieneri, Mike (G), Indiana 1944
 *Riddick, Ray (E), Fordham 1946
 McDougal, Bob (B), Miami (Fla.) 1947
 Olsen, Ralph (E), Utah 1949
 Baldwin, Al (E), Arkansas 1950
 *Orlich, Dan (E), Nevada 1951
 Brown, Carlos (QB), Pacific 1975-76
 Douglass, Bobby (QB), Kansas 1978
 *Birney, Tom (K), Michigan State 1979-80
 Pisarkiewicz, Steve (QB), Missouri 1980
 Campbell, Rich (QB), California 1981-84
 *Schroeder, Bill (WR), Wisconsin-La Crosse 1994
 Jones, Jamal (WR/KR), North Carolina A&T 2005
 Bedford, Shaun (WR), Portland State 2006-07
 Ealy, Biren (WR), Houston 2009
 White, Myles (WR), Louisiana Tech 2013
 St. Brown, Equanimeous (WR), Notre Dame 2018, 20

20

*Enright, Rex (FB), Notre Dame 1926
 *O'Donnell, Dick (E), Minnesota 1927-28
 *Lambeau, Earl "Curly" (B), Notre Dame 1929
 *McNally (Blood), Johnny (B), St. John's 1931-32
 Greeney, Norm (G), Notre Dame 1933
 Casper, Charley (B), TCU 1934
 *Sandifer, Dan (B), Louisiana State 1952
 Bailey, Byron (HB), Washington State 1953
 Miller, Don (B), Southern Methodist 1954
 Bookout, Billy (DB), Austin 1955-56
 Pettibon, John (DB), Notre Dame 1957
 Francis, Joe (B), Oregon State 1958-59
 Widby, Ron (P), Tennessee 1972-73
 *Tullis, Walter (WR), Delaware State 1978
 Turner, Wylie (DB), Angelo State 1979-80
 Williams, Delvin (RB), Kansas 1981
 Winters, Chet (RB), Oklahoma 1983
 Turner, Maurice (RB), Utah State 1985
 Berry, Ed (DB), Utah State 1986
 Cook, Kelly (RB), Oklahoma State 1987
 Hargrove, James (RB), Wake Forest 1987
 McGruder, Michael (CB), Kent State 1989
 Williams, Kevin (RB), UCLA 1993
 *Cooks, Kerry (S), Iowa 1998
 Rossium, Allen (CB/KR), Notre Dame 2000-01
 Anderson, Marques (S), UCLA 2002-03
 Jackson, James (RB), Miami (Fla.) 2004
 *Roman, Mark (S), Louisiana State 2005
 *Bigby, Atari (S), Central Florida 2006-10
 Green, Alex (RB), Hawaii 2011-12
 Dorleant, Makinton (CB), Northern Iowa 2016
 King, Kevin (CB), Washington 2017-20

21

*Lewellen, Verne (B), Nebraska 1927
 *Purdy, Pid (B), Beloit 1927
 *Baker, Roy (B), Southern California 1928
 *Nash, Tom (E), Georgia 1928
 Evans, Jack (B), California 1929
 Haycraft, Ken (E), Minnesota 1930
 *Gantenben, Milt (E), Wisconsin 1931-32
 *Goldenberg, Charles (G/B), Wisconsin 1933
 Banet, Herb (B), Manchester 1937
 Sparsley, Pete (G/LB), Georgia 1938-45
 Sparris, Al (G), UCLA 1946
 Cuff, Ward (B), Marquette 1947
 Smith, Ed (HB), Texas Mines 1948-49
 DiPiero, Ray (G), Ohio State 1950-51
 Jeter, Bob (DB), Iowa 1963-70
 *Hall, Charlie (CB), Pittsburgh 1971-74
 *Hadl, John (QB), Kansas 1975
 Wagner, Steve (DB), Wisconsin 1976-79

Jolly, Mike (S), Michigan 1980, 82-83
 Crouse, Ray (RB), Nevada-Las Vegas 1984
 Fullwood, Brent (RB), Auburn 1987-90
 Fuller, Joe (CB), Northern Iowa 1991
 Carter, Carl (CB), Texas Tech 1992
 Duckett, Forey (CB), Nevada-Reno 1994
 Newsome, Craig (CB), Arizona State 1995-98
 Berry, Gary (S), Ohio State 2000
 Jue, Bhawoh (CB/S), Penn State 2001-04
 Little, Earl (S), Miami (Fla.) 2005
 Woodson, Charles (CB/S), Michigan 2006-12
 Clinton-Dix, Ha Ha (S), Alabama 2014-18
 Jamerson, Natrell (CB), Wisconsin 2018

22

*Quatse, Jess (T), Pittsburgh 1933
 *Dilweg, Lavvie (E), Marquette 1927-33
 *Gantenben, Milt (E), Wisconsin 1935-40
 Pannell, Ernie (T), Texas A&M 1941-42, 45
 *Riddick, Ray (E), Fordham 1942
 *Evans, Dick (E), Iowa 1943
 Bilda, Dick (B), Marquette 1944
 *McKay, Roy (B), Texas 1946-47
 *Rhodemyre, Jay (C/LB), Kentucky 1948-49
 Grimes, Billy (HB), Oklahoma A&M 1950-52
 *Boone, J.R. (B), Tulsa 1953
 Papit, Johnny (HB), Virginia 1953
 Roberts, Bill (HB), Dartmouth 1956
 Shanley, Jim (HB), Oregon 1958
 *Butler, Bill (B), Chattanooga 1959
 Pitts, Elijah (RB), Philander Smith 1961-69, 71
 Stagers, Jon (WR), Missouri 1972-74
 Lee, Mark (CB), Washington 1980-90
 Billups, Lewis (CB), North Alabama 1992
 McGill, Lenny (CB), Arizona State 1994-95
 Brooks, Bucky (CB), North Carolina 1996-97
 Holmes, Darick (RB), Portland State 1998
 Parker, De'Mond (RB), Oklahoma 1999-2000
 Thibodeaux, Keith (CB), Northwestern (La.) St. 2001
 Metcalf, Eric (RB/KR), Texas 2002
 Luchey, Nick (FB), Miami (Fla.) 2003-04
 Manuel, Marquand (S), Florida 2006
 Lee, Pat (CB), Auburn 2008, 10-11
 McMillan, Jerron (S), Maine 2012-13
 Bell, Kahlii (RB), UCLA 2013
 Ripkowski, Aaron (FB), Oklahoma 2015-17
 Jackson, Darius (RB), Eastern Michigan 2018
 Bibbs, Kapri (RB), Colorado State 2018
 Williams, Dexter (RB), Notre Dame 2019-20

23

*Woodin, Whitey (G), Marquette 1927-31
 *Minick, Paul (G), Iowa 1929
 Smith, Ben (E), Alabama 1933
 Witte, Earl (B), Gustavus Adolphus 1934
 Mattos, Harry (B), St. Mary's (Calif.) 1936
 Daniell, Averell (T), Pittsburgh 1937
 *Urban, Alex (E), South Carolina 1941
 Ohlgren, Earl (DE), Minnesota 1942
 Lankas, Jim (FB), St. Mary's (Calif.) 1943
 *Perkins, Don (FB), Platteville St. Teachers 1944
 Goodnight, Clyde (E), Tulsa 1945-49
 Pritko, Steve (E), Villanova 1949-50
 Jansante, Val (E), Duquesne 1951
 *Nussbaumer, Bob (B), Michigan 1951
 *Sandifer, Dan (B), Louisiana State 1953
 *Capuzzi, Jim (B), Cincinnati 1955
 Young, Glenn (DB), Purdue 1956
 *Romine, Al (HB), Alabama 1958
 Winslow, Paul (HB), North Carolina Central 1960
 Norton, Jerry (DB), Southern Methodist 1963-64
 *Williams, Travis (RB/KR), Arizona State 1967-70
 Hudson, Bob (RB), Northeastern (Okla.) State 1972
 Leigh, Charlie (RB), No college 1972
 Randolph, Terry (DB), American International 1977
 Harvey, Maurice (S), Ball State 1981-83
 Clanton, Chuck (DB), Auburn 1985
 Greene, Tiger (S), Western Carolina 1986-90
 McCloughan, Dave (CB), Colorado 1992
 Walker, Sammy (CB), Texas Tech 1993
 Dorsett, Matthew (CB), Southern 1995
 Blackburn, Roosevelt (CB), Morris Brown 1998
 Jenkins, Billy (S), Howard 2001
 Gordon, Darrien (CB/KR), Stanford 2002
 *Roman, Mark (S), Louisiana State 2004
 Herron, Noah (RB), Northwestern 2005-06
 Nance, Dimitri (RB), Arizona State 2010
 Franklin, Johnathan (RB), UCLA 2013
 Randall, Damarious (CB), Arizona State 2015-17
 Alexander, Jaire (CB), Louisville 2018-20

24

Jones, Bruce (G), Alabama	1927-28
* McNally (Blood), Johnny (B), St. John's	1929-30
Don Carlos, Waldo (C), Drake	1931
* Perry, Claude (T), Alabama	1932
Sarafino, Al (C), St. Edward's	1933
* Michalske, Mike (G), Penn State	1934
O'Connor, Bob (T), Stanford	1935
* Laws, Joe (B), Iowa	1937-45
Reid, Floyd (HB), Georgia	1952-56
Wood, Willie (S), Southern California	1960-71
McBride, Ron (RB), Missouri	1973
Gray, Johnnie (S), Cal State-Fullerton	1975-83
Cade, Mossy (DB), Texas	1985-86
Jakes, Van (CB), Kent State	1989
Hauck, Tim (S), Montana	1991-94
Hayden, Aaron (RB), Tennessee	1997
Edwards, Antuan (CB/S), Clemson	1999-2003
Thomas, Joey (CB), Montana State	2004-05
Bush, Jarrett (CB/S), Utah State	2006-14
Rollins, Quinten (CB), Miami (Ohio)	2015-17
Coleman, Lavon (RB), Washington	2018
* Greene, Raven (S), James Madison	2019-20

25

* Rosatti, Rudy (T), Michigan	1927
Griffen, Harold (C), Iowa	1928
* Minick, Paul (G), Iowa	1929
* Woodin, Whitey (G), Marquette	1929
* Engelmann, Wuert (B), South Dakota St.	1931-33
* Evans, Lon (G), TCU	1934
* Sauer, George (B), Nebraska	1935-36
* Jankowski, Ed (B), Wisconsin	1937
Zupek, Al (E), Lawrence	1946
West, Pat (B), Southern California	1948
Wizbicki, Alex (B), Holy Cross	1950
Davis, Harper (B), Mississippi State	1951
Losch, Jack (HB), Miami (Fla.)	1956
Kinard, Billy (B), Mississippi	1957-58
Brown, Tim (HB), Ball State	1959
* Butler, Bill (B), Chattanooga	1959
Moore, Tom (HB), Vanderbilt	1960-65
Hampton, Dave (RB), Wyoming	1969-71
Goodman, Les (RB), Yankton	1973-74
Huckleby, Harlan (RB), Michigan	1980-85
Weigel, Lee (RB), Wisconsin-Eau Claire	1987
Collins, Patrick (RB), Oklahoma	1988
Clark, Vinnie (CB), Ohio State	1991-92
Oliver, Muhammad (CB), Oregon	1993
Levens, Dorsey (RB), Georgia Tech	1994-2001
Whitley, James (S), Michigan	2003-04
Underwood, Marviel (S), San Diego State	2005
Grant, Ryan (RB), Notre Dame	2007-12
Nixon, James (CB), California (Pa.)	2013
Evans, Marwin (S), Utah State	2016-17
Redmond, Will (CB/S), Mississippi State	2018-20

26

* Perry, Claude (T), Alabama	1927-30
* Nash, Tom (E), Georgia	1929
* Herber, Arnie (B), Regis	1931
* Van Sickle, Clyde (C), Arkansas	1933
* Butler, Frank (C/T), Michigan State	1934
* McNally (Blood), Johnny (B), St. John's	1935
Sturgeon, Lyle (T), North Dakota State	1937
* Forte, Bob (B), Arkansas	1946
Kelley, Bill (E), Texas Tech	1949
Pearson, Lindell (HB), Oklahoma	1952
* Pellfrey, Ray (E), Eastern Kentucky	1952
Dawson, Gib (HB), Texas	1953
* Capuzzi, Jim (B), Cincinnati	1956
Gorgal, Ken (DB), Purdue	1956
Aderley, Herb (CB), Michigan State	1961-69
Walsh, Ward (RB), Colorado	1972
Torkelson, Eric (RB), Connecticut	1974-79, 81
Lewis, Tim (CB), Pittsburgh	1983-86
* Jay, Craig (TE), Mount Senario	1987
Cecil, Chuck (S), Arizona	1988-92
* Thompson, Darrell (RB), Minnesota	1994
Collins, Mark (CB), Cal State-Fullerton	1997
Swiney, Erwin (CB), Nebraska	2002-03
Horton, Jason (CB), North Carolina A&T	2004-05
Peprah, Charlie (S), Alabama	2006-08, 10-11
Bell, Josh (CB), Baylor	2009
Harris, DuJuan (RB), Troy	2012, 14
Waters, Herb (CB), Miami (Fla.)	2016
Breeland, Bashaud (CB), Clemson	2018
Savage, Darnell (S), Maryland	2019-20

27

* Basing, Myrt (B), Lawrence	1927
* Molenda, Bo (B), Michigan	1928-30
* Perry, Claude (T), Alabama	1931
* Hinkle, Clarke (FB), Bucknell	1932
* Hubbard, Cal (T), Geneva	1933
* Bruder, Hank (B), Northwestern	1935-36
Midler, Lou (DE), Minnesota	1940
Ranspot, Keith (E), Southern Methodist	1942
Adams, Chet (T), Ohio State	1943
* Barnett, Solon (T), Baylor	1945
* Tollefson, Chuck (G), Iowa	1946
Jacobs, Jack (B), Oklahoma	1947-49
Coutre, Larry (HB), Notre Dame	1950, 53
Switzer, Veryl (B), Kansas State	1954-55
Gorgal, Ken (DB), Purdue	1956
Symank, John (DB), Florida	1957-62
Mack, Red (WR), Notre Dame	1966
* James, Claudis (WR), Jackson State	1967-68
* Randolph, Al (DB), Iowa	1971
Austin, Hise (DB), Prairie View A&M	1973
Taylor, Cliff (RB), Memphis State	1976
Hayes, Gary (DB), Fresno State	1984-86
Elliott, Tony (DB), Central Michigan	1987
Fontenot, Herman (RB), Louisiana State	1989-90
Buckley, Terrell (CB), Florida State	1992-94
Jones, Calvin (RB), Nebraska	1996
Blair, Michael (RB), Ball State	1998
McBride, Tod (CB/S), UCLA	1999-2002
Hawthorne, Michael (CB/S), Purdue	2003-04
Blackmon, Will (CB), Boston College	2006-09
Smith, Anthony (S), Syracuse	2010
Lacy, Eddie (RB), Alabama	2013-16
Jones, Josh (S), North Carolina State	2017-18
Smith, Tremon (CB), Central Arkansas	2019

28

* Smith, Red (G), Notre Dame	1927, 29
* McCrary, Herdis (B), Georgia	1929-30
* Michalske, Mike (G), Penn State	1931
* Kurth, Joe (T), Notre Dame	1933
Maddox, George (T), Kansas State	1935
Smith, Ed (B), New York Univ.	1937
Christman, Paul (DB), Missouri	1950
Thomason, Bobby (QB), Virginia Military	1951
Self, Clarence (B), Wisconsin	1952, 54-55
* Rowser, John (DB), Michigan	1967
Harden, Leon (S), Texas-El Paso	1970
Buchanan, Willie (CB), San Diego State	1972-78
McLeod, Mike (DB), Montana State	1984-85
Watts, Elbert (DB), Southern California	1986
Pitts, Ron (CB), UCLA	1989-90
Mullen, Roderick (CB/S), Grambling State	1995-97
Mitchell, Basil (RB), TCU	1999-2000
Bowen, Matt (S), Iowa	2001-02
Carroll, Ahmad (CB), Arkansas	2004-06
Pope, P. J. (RB), Bowling Green	2006
Lumpkin, Kregg (RB), Georgia	2008
* Underwood, Brandon (CB), Cincinnati	2010
Richardson, Sean (S), Vanderbilt	2012-15
Hawkins, Josh (CB), East Carolina	2016-17
Brown, Tony (CB), Alabama	2018-19
Dillon, AJ (RB), Boston College	2020

29

* Earp, Jug (C), Monmouth	1927-28
* McCrary, Herdis (B), Georgia	1929
* Darling, Bernard (C), Beloit	1929-31
* Peterson, Les (E), Texas	1932
* Bettencourt, Larry (C), St. Mary's (Calif.)	1933
* Laws, Joe (B), Iowa	1935-36
Lester, Darrell (C), TCU	1937-38
Brock, Charley (C/LB), Nebraska	1939-47
Wood, Bobby (T), Alabama	1940
Williams, Howard (DB), Howard	1962-63
Dunaway, Dave (WR), Duke	1968
Matthews, Al (DB), Texas A&I	1970-75
McCoy, Mike (C, DB), Colorado	1976-83
Stills, Ken (S), Wisconsin	1985-89
Woods, Jerry (S), Northern Michigan	1990
Wilson, Marcus (RB), Virginia	1992-95
Harris, Raymond (RB), Ohio State	1998
Goodman, Herbert (RB), Graceland	2000-01
Fuller, Curtis (S), TCU	2003-04
* Williams, Walt (RB), Grambling State	2005
Culver, Tyrone (S), Fresno State	2006
Martin, Derrick (S), Wyoming	2009-10
Hayward, Casey (CB), Vanderbilt	2012-15
Brice, Kentrell (S), Louisiana Tech	2016-18
Hollman, Ka'dar (CB), Toledo	2019-20

*Cahoon, Ivan (T), Gonzaga	1927-28
*O'Donnell, Dick (E), Minnesota	1929-30
*Molenda, Bo (B), Michigan	1931-32
*Michalske, Mike (G), Penn State	1932
*Bettencourt, Larry (C), St. Mary's (Calif.)	1933
*Gantenbein, Milt (E), Wisconsin	1933
*Hinkle, Clarke (FB), Bucknell	1933, 35, 37-41
*Barragar, Nate (C), Southern California	1934
Mercein, Chuck (RB), Yale	1967-69
Krause, Larry (RB), St. Norbert	1970-71, 73-74
Patton, Ricky (RB), Jackson State	1979
Whitaker, Bill (DB), Missouri	1981-82
Caruth, Paul Ott (RB), Alabama	1986-88
*Morris, Jim Bob (DB), Kansas State	1987
Webb, Chuck (RB), Tennessee	1991
*Harris, Corey (WR/CB/KR), Vanderbilt	1993-94
*Henderson, William (FB), North Carolina	1995-97
*Green, Ahman (RB), Nebraska	2000-06
Kuhn, John (FB), Shippensburg	2007-15
Kville, Knile (RB), Arkansas	2016
Williams, Jamaal (RB), Brigham Young	2017-20

*Lewellen, Verne (B), Nebraska	1929-30
Jenison, Ray (T), South Dakota State	1931
*Barragar, Nate (C), Southern California	1931, 35
*Van Sickle, Clyde (C), Arkansas	1932
*Michalske, Mike (G), Penn State	1933
*Kurth, Joe (T), Notre Dame	1934
Prescott, Harold (E), Hardin-Simmons	1946
Harding, Roger (C), California	1949
Boedeker, Bill (B), Kalamazoo	1950
*Mann, Bob (E), Michigan	1951
*Cone, Fred (FB/K), Clemson	1952-57
Taylor, Jim (FB), Louisiana State	1958-66
Williams, Perry (RB), Purdue	1969-73
Culbreath, Jim (FB), Oklahoma	1977-79
Ellis, Gerry (FB), Missouri	1980-86
Hunter, Tony (RB), Minnesota	1987
Rice, Allen (RB), Baylor	1991
McGee, Buford (FB), Mississippi	1992
Teague, George (S), Alabama	1993-95
Smith, Rod (CB), Notre Dame	1998
Vinson, Fred (CB), Vanderbilt	1999
Akins, Chris (S), Arkansas-Pine Bluff	2000-01
Harris, Al (CB), Texas A&M-Kingsville	2003-09
House, Davon (CB), New Mexico State	2011-14, 17-18
Amos, Adrian (S), Penn State	2019-20

*Dunn, Red (B), Marquette	1929
*Bowdoin, Jim (G), Alabama	1929-30
Comstock, Rudy (G), Georgetown	1931-33
*Bultman, Art (C), Marquette	1934
*Perry, Claude (T), Alabama	1935
Becker, Wayland (E), Marquette	1936-38
*Bioio, John (G), Lake Forest	1939
*Uram, Andy (B), Minnesota	1941
Lusteg, Booth (K), Connecticut	1969
Hightsmith, Don (RB), Michigan State	1973
Starch, Ken (RB), Wisconsin	1976
Atkins, Steve (RB), Maryland	1979-81
Simmons, John (DB), Southern Methodist	1986
*King, Don (DB), Southern Methodist	1987
Brown, Dave (CB), Michigan	1987-89
Avery, Steve (FB), Northern Michigan	1991
Stephens, John (RB), Northwestern (La.) State	1993
Cobb, Reggie (RB), Tennessee	1994
Jervey, Travis (RB), The Citadel	1995-98
Mealey, Rondell (RB), Louisiana State	2001-02
Westbrook, Bryant (CB), Texas	2002
*Williams, Walt (RB), Grambling State	2004
Lee, ReShard (RB), Middle Tennessee State	2005
Jackson, Brandon (RB), Nebraska	2007-10
Benson, Cedric (RB), Texas	2012
Banjo, Chris (S), Southern Methodist	2013-15
Michael, Christine (RB), Texas A&M	2016
Mays, Devante (RB), Utah State	2017
Carson, Tra (RB), Texas A&M	2018-19
Ervin, Tyler (RB), San Jose State	2019-20

Kern, Bill (T), Pittsburgh	1929
*Engelmann, Wuert (B), South Dakota State	1930
*Radick, Ken (E), Marquette	1931
*Hinkle, Clarke (FB), Bucknell	1932
*Bultman, Art (C), Marquette	1933
*Michalske, Mike (G), Penn State	1935

Clemens, Cal (B), Southern California	1936
Peterson, Ray (B), San Francisco	1937
Weisgerber, Dick (B), Willamette	1938-40, 42
*Bucchianeri, Mike (G), Indiana	1941
Sorenson, Glen (G), Utah State	1943-45
*Gateway, Lester (C), Baylor	1946-47
Baxter, Lloyd (C), Southern Methodist	1948
Burris, Paul (G), Oklahoma	1949-51
Floyd, Bobby Jack (FB), TCU	1952
*Clemens, Bob (FB), Georgia	1955
Purnell, Frank (FB), Alcorn A&M	1957
*Nitschke, Ray (LB), Illinois	1958
Carpenter, Lew (B), Arkansas	1959-63
Grabowski, Jim (RB), Illinois	1966-70
Smith, Barty (RB), Richmond	1974-80
Jensen, Jim (RB), Iowa	1981-82
Clark, Jessie (FB), Arkansas	1983-87
Sterling, John (RB), Central Oklahoma	1987
Woodside, Keith (RB), Texas A&M	1988-91
Evans, Doug (CB), Louisiana Tech	1993-97
*Henderson, William (FB), North Carolina	1998-2006
*Underwood, Brandon (CB), Cincinnati	2007-15
Saine, Brandon (RB), Ohio State	2011-12
Hyde, Micah (CB/DB), Iowa	2013-16
Jones, Aaron (RB), Texas-El Paso	2017-20

*Lidberg, Carl (FB), Minnesota	1929
*Sleight, Elmer (T), Purdue	1930
*Bowdoin, Jim (G), Alabama	1931
*Stahlman, Dick (T), DePaul	1932
*Rose, Al (E), Texas	1933
*Engebretsen, Paul (G), Northwestern	1935-41
*Roskie, Ken (B), South Carolina	1948
*Spencer, Joe (T), Oklahoma A&M	1950-51
Chandler, Don (K), Florida	1965-67
Middleton, Terdell (RB), Memphis State	1977-81
Clark, Allan (RB), Northern Arizona	1982
Rash, Lou (DB), Mississippi Valley State	1987
Mason, Larry (RB), Troy State	1988
Bennett, Edgar (RB), Florida State	1992-96
McKenzie, Mike (CB), Memphis	1999-2004
*Dandy, Patrick (CB), Rice	2005
Morency, Vernard (RB), Oklahoma State	2006-07
*Green, Ahman (RB), Nebraska	2009
White, Johnny (RB), North Carolina	2012
Hill, Michael (RB), Missouri Western State	2013
Jackson, Don (RB), Nevada	2016
Russell, Kei'Varae (CB), Notre Dame	2020

*Ashmore, Roger (T), Gonzaga	1929
*Radick, Ken (E), Marquette	1930
*Nash, Tom (E), Georgia	1931-32
Vairo, Dominic (E), Notre Dame	1935
*Butler, Frank (C/T), Michigan State	1938
Balasz, Frank (B), Iowa	1939-41
Flowers, Bob (CLB), Texas Tech	1942-49
Johnson, Glenn (T), Arizona State	1949
*Tonnamaker, Clayton (LB/C), Minnesota	1950
Michaels, Walt (G), Washington & Lee	1951
*Clemens, Bob (FB), Georgia	1955
Mestrick, Frank (FB), Marquette	1963
Jacobs, Allen (HB), Utah	1965
Conway, Dave (K), Texas	1971
Rodgers, Del (RB/KR), Utah	1982, 84
Willhite, Kevin (RB), Oregon	1987
Haddix, Michael (FB), Mississippi State	1989-90
Wilson, Ray (S), New Mexico	1994
Graham, Jay (RB), Tennessee	2002
Gado, Samkon (RB), Liberty	2005-06
Hall, Korey (FB), Boise State	2007-10
Whitehead, Jermaine (S), Auburn	2016-18
Pleasant, Eddie (S), Oregon	2018
*Campbell, Ibraheem (S), Northwestern	2019
Nickerson, Parry (CB), Tulane	2020

*Michalske, Mike (G), Penn State	1929-30, 37
*Stahlman, Dick (T), DePaul	1931
*Quatse, Jess (T), Pittsburgh	1933
Tenner, Bob (E), Minnesota	1935
*Scherer, Bernie (E), Nebraska	1938
Steen, Frank (E), Rice	1939
Van Every, Hal (B), Minnesota	1940-41
*Bennett, Earl (G), Hardin-Simmons	1946
Girard, Jug (B), Wisconsin	1948-51
Wilson, Ben (FB), Southern California	1967
Carter, Mike (WR), Sacramento State	1970
Lane, MacArthur (RB), Utah State	1972-74
Sampson, Howard (DB), Arkansas	1978-79

Davis, Kenneth (RB), TCU 1986-88
 Butler, LeRoy (CB/S), Florida State 1990-2001
 Collins, Nick (S), Bethune-Cookman 2005-11
 Gunter, LaDarius (CB), Miami (Fla.) 2015-17
 *Greene, Raven (S), James Madison 2018
 Scott, Vernon (S), TCU 2020

37

*Perry, Claude (T), Alabama 1929, 33
 *Nash, Tom (E), Georgia 1929-30
 *Sleight, Elmer (T), Purdue 1931
 *Rose, Al (E), Texas 1932
 *Johnston, Chester (B), Marquette 1934
 *Seibold, Champ (T), Wisconsin 1935-36
 Schammel, Francis (G), Iowa 1937
 Jones, Tom (G), Bucknell 1938
 Brennan, Jack (G), Michigan 1939
 Berry, Connie (E), North Carolina State 1940
 McLaughlin, Lee (G), Virginia 1941
 Reichardt, Bill (FB), Iowa 1952
 Ferguson, Howie (FB), No college 1953-58
 Hickman, Larry (FB), Baylor 1960
 *Crutcher, Tommy (LB), TCU 1964
 *Vandersea, Phil (LB/DE), Massachusetts 1966
 Livingston, Dale (K), Western Michigan 1970
 *Randolph, Al (DB), Iowa 1971
 Thomas, Ike (DB), Bishop 1972-73
 Wells, Terry (RB), Southern Mississippi 1975
 Moresco, Tim (DB), Syracuse 1977
 Murphy, Mark (S), West Liberty State 1980-85, 87-91
 Johnson, KeShon (CB), Arizona 1994, 97
 Williams, Tyrone (CB), Nebraska 1996-2002
 Hawkins, Mike (CB), Oklahoma 2005
 Rouse, Aaron (S), Virginia Tech 2007-09
 Shields, Sam (CB), Miami (Fla.) 2010-16
 Jackson, Josh (CB), Iowa 2018-20

38

*Earp, Jug (C), Monmouth 1929
 *Lidberg, Carl (FB), Minnesota 1930
 *Hubbard, Cal (T), Centenary, Geneva 1931
 *Bultman, Art (C), Marquette 1933
 *McCrary, Herdis (B), Georgia 1933
 *Laws, Joe (B), Iowa 1934
 *Herber, Arnie (B), Regis 1935-40
 *Sample, Chuck (B), Toledo 1942, 45
 Luhn, Nolan (E), Tulsa 1945-49
 *Rote, Tobin (QB), Rice 1950-51
 Mercer, Mike (K), Northern Arizona 1968-69
 Webster, Tim (K), Arkansas 1971
 Scales, Hurles (DB), North Texas State 1975
 Hood, Estus (DB), Illinois State 1978-84
 Sullivan, John (DB), California 1986
 *Washington, Chuck (DB), Arkansas 1987
 Jefferson, Norman (DB), Louisiana State 1987-88
 White, Adrian (S), Florida 1992
 Pickens, Bruce (CB), Nebraska 1993
 Satterfield, Brian (FB), North Alabama 1996
 McElmurry, Blaine (S), Montana 1997
 *Snider, Matt (FB), Richmond 1999
 Thornburg, Jeremy (S), Northern Arizona 2005
 Crockett, John (RB), North Dakota State 2015
 Williams, Tramon (CB), Louisiana Tech. 2007-14, 18-19

39

*Hubbard, Cal (T), Geneva 1929
 *Earp, Jug (C), Monmouth 1930-32
 *Bettencourt, Larry (C), St. Mary's (Calif.) 1933
 *Hinkle, Clarke (FB), Bucknell 1933
 Paulekas, Tony (C), Washington & Jefferson 1936
 *Evans, Lon (G), TCU 1937
 Heath, Stan (QB), Nevada 1949
 *Martinkovic, John (DE), Xavier 1951
 Mann, Errol (K), North Dakota 1968
 Hill, Jim (DB), Texas A&I 1972-74
 Johnson, Sammy (RB), North Carolina 1979
 Meade, Mike (FB), Penn State 1982-83
 Burgess, Ronnie (DB), Wake Forest 1985
 *Johnson, Kenneth (DB), Mississippi State 1987
 Parker, Freddie (RB), Mississippi Valley State 1987
 *Thompson, Darrell (RB), Minnesota 1990-93
 *Prior, Mike (S), Illinois State 1994-98
 Carter, Tony (FB), Minnesota 2002
 Fotenot, Therrian (CB), Fresno State 2005
 Ford, Trevor (CB), Troy 2009
 Goodson, Demetri (CB), Baylor 2014-16
 *Campbell, Ibrahim (S), Northwestern 2018
 Sullivan, Chandon (CB), Georgia State 2019-20

40

*Cahoon, Ivan (T), Gonzaga 1929
 *Hubbard, Cal (T), Geneva 1930, 32
 *Michalske, Mike (G), Penn State 1935
 *Scherer, Bernie (E), Nebraska 1936
 Lee, Bill (T), Alabama 1937-42, 46
 *Schwammel, Ade (T), Oregon State 1943
 Forte, Aldo (G), Montana 1947
 Eason, Roger (G), Oklahoma 1949
 *Elliott, Carlton (E), Virginia 1951
 Aldridge, Ben (B), Oklahoma A&M 1953
 Johnson, Joe (HB), Boston College 1954-58
 Hackbart, Dale (DB), Wisconsin 1960-61
 Gros, Earl (FB), Louisiana State 1962-63
 Brown, Tom (DB), Maryland 1964-68
 Kopay, Dave (RB), Washington 1972
 Van Valkenburg, Pete (RB), Brigham Young 1974
 Harrell, Willard (RB), Pacific 1975-77
 Ivery, Eddie Lee (RB), Georgia Tech 1979-86
 King, David (DB), Auburn 1987
 Jackson, Johnnie (S), Houston 1992
 Hayes, Chris (S), Washington State 1996
 Terrell, Pat (S), Notre Dame 1998
 Moore, Jason (S), San Diego State 2000
 Fisher, Tony (RB), Notre Dame 2002-05
 Miree, Brandon (FB), Pittsburgh 2006
 Porter, Joe (CB), Rutgers 2008
 Gordy, Josh (CB), Central Michigan 2010
 Kerridge, Joe (FB), Michigan 2016-17

41

*O'Boyle, Harry (B), Notre Dame 1928
 *Zuidmulder, Dave (B), St. Ambrose 1931
 *Herber, Arnie (B), Regis 1932-33
 *Laws, Joe (B), Iowa 1934
 *Hinkle, Clarke (FB), Bucknell 1936
 *Seibold, Champ (T), Wisconsin 1937-38
 Kell, Paul (T), Notre Dame 1939-40
 Earhart, Ralph (B), Texas Tech 1948-49
 Robinson, Bill (HB), Lincoln (Mo.) 1952
 Johnson, Marvin (DB), San Jose State 1952-53
 Mihajlovich, Lou (DE), Indiana 1954
 *Nix, Doyle (DB), Southern Methodist 1955
 Freeman, Bob (DB), Auburn 1959
 Coffey, Junior (RB), Washington 1965
 Gibson, Paul (WR), Texas-El Paso 1972
 Burrow, Jim (DB), Nebraska 1976
 Osborn, Dave (RB), North Dakota 1976
 Flynn, Tom (S), Pittsburgh 1984-86
 Compton, Chuck (DB), Boise State 1987
 *Johnson, Kenneth (DB), Mississippi State 1987
 Robinson, Eugene (S), Colgate 1996-97
 *Marshall, Torrance (LB/FB), Oklahoma 2002
 Wishom, Jerron (CB), Louisiana Tech 2005
 Walker, Frank (CB), Tuskegee 2007
 *Havner, Spencer (TE/LB), UCLA 2009-10
 Pipkins, Lenzy (CB), Oklahoma State 2017
 Black, Henry (S), Baylor 2020

42

*Lambeau, Earl "Curly" (B), Notre Dame 1928
 *O'Boyle, Harry (B), Notre Dame 1932
 *Monnett, Bob (B), Michigan State 1934
 *McDonald, Dustin (G), Indiana 1935
 Schoemann, Roy (C), Marquette 1938
 *Uram, Andy (B), Minnesota 1939-43
 Duhart, Paul (B), Florida 1944
 Smith, Bruce (B), Minnesota 1945-48
 Kranz, Kenneth (B), Milwaukee Teachers 1949
 Cannava, Al (B), Boston College 1950
 *Dreyer, Wally (B), Wisconsin 1950
 *Carmichael, Al (HB), Southern California 1953-55
 McIlhenny, Don (HB), Southern Methodist 1957-59
 Brockington, John (RB), Ohio State 1971-77
 Landers, Walt (FB), Clark 1978-79
 Ellerson, Gary (FB), Wisconsin 1985-86
 Dean, Walter (FB), Grambling State 1991
 Sydney, Harry (FB), Kansas 1992
 Johnson, LeShon (RB), Northern Illinois 1994-95
 Dowden, Corey (CB), Tulane 1996
 Sharper, Darren (CB/S), William & Mary 1997-2004
 Wynn, DeShawn (RB), Florida 2007-09
 Burnett, Morgan (S), Georgia Tech 2010-17
 Burks, Oren (LB), Vanderbilt 2018-20

43

Webber, Dutch (E), Kansas State 1928
 *McCrary, Herdis (B), Georgia 1932
 *Peterson, Les (E), Texas 1934

*Svendsen, George (C/LB), Minnesota	1935-37
*Goldenberg, Charles (G/B), Wisconsin	1938-45
*Wells, Don (E), Georgia	1946-49
Kirby, Jack (B), Southern California	1949
*Wimberly, Abner (E), Louisiana State	1950
*Loomis, Ace (B), La Crosse St. Teachers	1952
Barton, Don (B), Texas	1953
*Boone, J.R. (B), Tulsa	1953
Hart, Doug (DB), Texas-Arlington	1964-71
Mason, Dave (DB), Nebraska	1974
*Thompson, Aundra (WR), East Texas State	1977-78
Monroe, Henry (DB), Mississippi State	1979
Jones, Daryl (DB), Georgia	1984-85
Morris, Larry (RB), Syracuse	1987
Kinder, Randy (CB), Notre Dame	1997
McGarrahan, Scott (S), New Mexico	1998-2000
Smith, Moe (RB), North Carolina A&T	2002
*Franz, Todd (S), Tulsa	2005
*Dendy, Patrick (CB), Rice	2006
Jennings, M.D. (S), Arkansas State	2011-13
Bradley, Hunter (LS), Mississippi State	2018-20

44

Marks, Larry (B), Indiana	1928
Apsit, Marger (B), Southern California	1932
*Goldenberg, Charles (G/B), Wisconsin	1935-37
*Ray, Baby (T), Vanderbilt	1938-48
McGeary, Clarence (DT), North Dakota State	1950
*Stephenson, Dave (G/C), West Virginia	1951
Dillon, Bobby (DB), Texas	1952-59
Anderson, Donny (RB), Texas Tech	1966-71
Kroll, Bob (S), Northern Michigan	1972-73
*Hall, Charlie (CB), Pittsburgh	1975-76
Anderson, Vickey Ray (FB), Oklahoma	1983-80
O'Steen, Dwayne (CB), San Jose State	1983-84
Mansfield, Von (DB), Wisconsin	1987
Mandeville, Chris (DB), California-Davis	1987-88
Holmes, Jerry (CB), West Virginia	1990-91
*McNabb, Dexter (FB), Florida	1993
Darkins, Chris (RB), Minnesota	1997
*Snider, Matt (FB), Richmond	2000
Davenport, Najeh (RB/FB), Miami (Fla.)	2002-05
Starks, James (RB), Buffalo	2010-16
Brown, Donatello (CB), Valdosta State	2017
Morrison, Antonio (LB), Florida	2018
Summers, Ty (LB), TCU	2019-20

45

*Lowellen, Verne (B), Nebraska	1928
*Bultman, Art (C), Marquette	1932
*Herber, Arnie (B), Regis	1934
*Hinkle, Clarke (FB), Bucknell	1934
*Smith, Ernie (T), Southern California	1935-37, 39
*Kuusisto, Bill (G), Minnesota	1941-45
*Wildung, Dick (T), Minnesota	1946-51
*Nix, Doyle (DB), Southern Methodist	1955
Tunnell, Emlien (S), Iowa	1959-61
*Hathcock, Dave (DB), Memphis State	1966
*Rowser, John (DB), Michigan	1967-69
Hunt, Ervin (DB), Fresno State	1970
Smith, Perry (DB), Colorado State	1973-76
Thomas, Lavale (RB), Fresno State	1987-88
Sikahema, Vai (RB/KR), Brigham Young	1991
*McNabb, Dexter (FB), Florida	1992
*Pryor, Mike (S), Illinois State	1993
Crawford, Keith (CB/WR), Howard Payne	1995, 99
*Cooks, Kerry (S), Iowa	1998
Combs, Derek (CB), Ohio State	2003
Johnson, Quinn (FB), Louisiana State	2009-10
Biegel, Vince (LB), Wisconsin	2017
Vitale, Danny (FB), Northwestern	2018-19
Lovett, John (TE), Princeton	2020

46

*Ashmore, Roger (T), Gonzaga	1928
*Lowellen, Verne (B), Nebraska	1931-32
*Gantenbein, Milt (E), Wisconsin	1933-34
*Evans, Lon (G), TCU	1935
*Letlow, Russ (G), San Francisco	1936-42, 46
Fries, Sherwood (G/LB), Colorado State	1943
*Tollefson, Chuck (G), Iowa	1944-45
Clemons, Ray (G), St. Mary's (Calif.)	1947
*Olsonoski, Larry (G), Minnesota	1948-49
Nichols, Hamilton (G), Rice	1951
Gremminger, Hank (DB), Baylor	1956-65
Glass, Leland (WR), Oregon	1972-73
Luke, Steve (DB), Ohio State	1975-80
Harrison, Anthony (DB), Georgia Tech	1987
Richard, Gary (DB), Pittsburgh	1988
Workman, Vince (RB), Ohio State	1989-92
Robinson, Michael (CB), Hampton	1996

Bolden, Juran (CB), Mississippi Delta	1998
Artmore, Rodney (S), Baylor	1999
Harris, Alonzo (RB), Louisiana-Lafayette	2015
Samuels, Stanford (CB), Florida State	2020

47

*Gantenbein, Milt (E), Wisconsin	1933
*Bruder, Hank (B), Northwestern	1934
*Rose, Al (E), Texas	1935-36
*Gordon, Lou (T), Illinois	1937
Berezney, Paul (T), Fordham	1942-44
Lipscomb, Paul (T), Tennessee	1945-49
*Szafaryn, Len (T), North Carolina	1950
*Martinkovic, John (DE), Xavier	1951
*Moselle, Dom (B), Superior State	1952
Walker, Val Joe (DB), Southern Methodist	1953-56
Whittenton, Jesse (DB), Texas Western	1958-64
Rule, Gordon (DB), Dartmouth	1968-69
Davis, Dave (WR), Tennessee A&I	1971-72
Patway, David (S), Northern Illinois	1981
*Morris, Jim Bob (DB), Kansas State	1987
Mitchell, Roland (CB/S), Texas Tech	1991-94
Galbraith, Scott (TE), Southern California	1998
Bell, Tyrone (CB), North Alabama	1999
*Bigby, Atari (S), Central Florida	2005
Giordano, Matt (S), California	2009
Ryan, Jake (LB), Michigan	2015-17
Williams, Tim (LB), Alabama	2019

48

*Hinkle, Clarke (FB), Bucknell	1934
*Butler, Frank (C/T), Michigan State	1935-36
Miller, Ookie (C), Purdue	1938
Jacunski, Harry (E), Fordham	1939-44
*Perkins, Don (FB), Platteville St. Teachers	1945
*Nussbaumer, Bob (B), Michigan	1946
Cook, Ted (E/DB), Alabama	1948-50
*Loomis, Ace (B), La Crosse St. Teachers	1953
Psaltis, Jim (DB), Southern California	1954
*Carmichael, Al (HB), Southern California	1955-58
Pesonon, Dick (DB), Minnesota-Duluth	1960
*Hathcock, Dave (DB), Memphis State	1966
Ellis, Ken (CB), Southern	1970-75
Simpson, Nate (RB), Tennessee State	1977-79
*Morris, Lee (WR), Oklahoma	1987
Bartrum, Mike (TE), Marshall	1995
Kitts, Jim (FB), Ferrum	1998
Leach, Vonta (FB), East Carolina	2004-06
Thomas, Joe (LB), South Carolina State	2015-17

49

*Fitzgibbon, Paul (B), Creighton	1932
*Rose, Al (E), Texas	1934
*Kiesling, Walt (G), St. Thomas	1935-36
Howell, John (B), Nebraska	1938
*Orlich, Dan (E), Nevada	1949-50
Wicks, Bob (WR), Utah State	1974
*West, Ed (TE), Auburn	1984
Greenwood, David (S), Wisconsin	1986
Sutton, Mickey (CB), Montana	1989
*Wilner, Jeff (TE), Wesleyan (Conn.)	1995
Smith, Kevin (FB), UCLA	1996
*Hall, Lamont (TE), Clemson	1999
*Franz, Todd (S), Tulsa	2002
*Humphrey, Tory (TE), Central Michigan	2005
Alcorn, Zac (TE), Black Hills State	2006
Francois, Robert (LB), Boston College	2010-13
Dafney, Dominique (TE), Indiana State	2020

50

*Perry, Claude (T), Alabama	1934
*Schwammel, Ade (T), Oregon State	1935-36, 43
*Monnett, Bob (B), Michigan State	1938
Thompson, Clarence (B), Minnesota	1939
Johnson, Bill (DE), Minnesota	1941
*Roskie, Ken (B), South Carolina	1948
*Rhodemire, Jay (C/LB), Kentucky	1952
Curry, Bill (C), Georgia Tech	1965-66
*Hyland, Bob (C), Boston College	1967-69
Carter, Jim (LB), Minnesota	1970-75, 77-78
Wingo, Rich (LB), Alabama	1979, 81-84
Rafferty, Vince (C), Colorado	1987
Holland, Johnny (LB), Texas A&M	1987-93
Arthur, Mike (C), Texas A&M	1995-96
Davis, Anthony (LB), Utah	1999
Williams, K.D. (LB), Henderson State	2000-01
Navies, Hammbal (LB), Colorado	2003-04
Hawk, A.J. (LB), Ohio State	2006-14
Martinez, Blake (LB), Stanford	2016-19
Galeal, Tipa (LB), Utah State	2020

51

*Goldenberg, Charles (G/B), Wisconsin	1934
*Hubbard, Cal (T), Geneva	1935
*Evans, Lon (G), TCU	1936
*Schneidman, Herm (B), Iowa	1938-39
*Lawrence, Jim (B), TCU	1939
*Frutig, Ed (E), Michigan	1941
Stonebraker, John (E), Southern California	1942
Comp, Irv (B), St. Benedict's	1943-49
*Szafaryn, Len (T), North Carolina	1950
*Favry, Hal (C/LB), Wisconsin	1952
Ringo, Jim (C), Syracuse	1953-63
*Hayhoe, Bill (T), Southern California	1969
Hefner, Larry (LB), Clemson	1972-75
Gueno, Jim (LB), Tulane	1976-80
Prather, Guy (LB), Grambling State	1981-85
Monaco, Ron (LB), South Carolina	1987
Weishuhn, Clayton (LB), Angelo State	1987
Simpkins, Ron (LB), Michigan	1988
Bush, Blair (C), Washington	1989-91
Brady, Jeff (LB), Kentucky	1992
Morrissey, Jim (LB), Michigan State	1993
Williams, Mark (LB), Ohio State	1994
Williams, Brian (LB), Southern California	1995-2000
*Marshall, Torrance (LB/FB), Oklahoma	2001-04
Poppinga, Brady (LB), Brigham Young	2005-10
Smith, D.J. (LB), Appalachian State	2011-12
Palmer, Nate (LB), Illinois State	2013, 15
Fackrell, Kyler (LB), Utah State	2016-19
Barnes, Krys (LB), UCLA	2020

52

*Rose, Al (E), Texas	1932
*Bultman, Art (C), Marquette	1934
*Engelbretsen, Paul (G), Northwestern	1936
Buhler, Larry (B), Minnesota	1939-41
Snelling, Ken (B), UCLA	1945
*Kuusisto, Bill (G), Minnesota	1946
Skoglund, Bob (DE), Notre Dame	1947
Walker, Cleo (C/LB), Louisville	1970
*Winther, Wimpy (C), Mississippi	1971
Schmitt, John (C), Hofstra	1974
Weaver, Gary (LB), Fresno State	1975-79
Cumby, George (LB), Oklahoma	1980-85
Weddington, Mike (LB), Oklahoma	1986-90
Melka, James (LB), Wisconsin	1987
Winters, Frank (C/G), Western Illinois	1992-2002
Matthews, Clay (LB), Southern California	2009-18
Gary, Rashan (LB), Michigan	2019-20

53

*McCrary, Herdis (B), Georgia	1933
*Schwammel, Ade (T), Oregon State	1934
*Gordon, Lou (T), Illinois	1936
*Svendsen, Earl (C), Minnesota	1939
*Evans, Dick (E), Iowa	1940
Ingalls, Bob (C/LB), Michigan	1942
*Stephenson, Dave (G/C), West Virginia	1953-55
Timberlake, George (LB/G), Southern California	1955
Palumbo, Sam (LB/C), Notre Dame	1957
Iman, Ken (C), Southeast Missouri State	1960-63
Carr, Fred (LB), Texas-El Paso	1968-77
Chesley, Francis (LB), Wyoming	1978
*Douglass, Mike (LB), San Diego State	1979-85
Leopold, Bobby (LB), Notre Dame	1986
Turpin, Miles (LB), California	1986
Anderson, Aric (LB), Millikin	1987
Corker, John (LB), Oklahoma State	1988
Koonce, George (LB), East Carolina	1992-99
Morton, Mike (LB), North Carolina	2000
O'Neal, Andre (LB), Marshall	2001
Lenon, Paris (LB), Richmond	2002-05
*Havner, Spencer (LB/TE), UCLA	2008
Simpkins, Maurice (LB), Coastal Carolina	2010
Briggs, Dyrall (LB), Bowling Green State	2010
Perry, Nick (LB), Southern California	2012-18
Garvin, Jonathan (LB), Miami (Fla.)	2020

54

Culver, Al (T), Notre Dame	1932
Jorgenson, Carl (T), St. Mary's (Calif.)	1934
*Johnson, Chester (B), Marquette	1936
Craig, Larry (E/B), South Carolina	1939-49
Schmidt, George (C), Lewis	1952
Walker, Malcolm (C), Rice	1970
*Winther, Wimpy (C), Mississippi	1971
McCarren, Larry (C), Illinois	1973-84
Schuh, Jeff (LB), Minnesota	1986
*Jensen, Greg (G), No college	1987

*Malancon, Rydell (LB), Louisiana State	1987
Stephen, Scott (LB), Arizona State	1987-91
Coleman, Keo (LB), Mississippi State	1993
*Harris, Bernardo (LB), North Carolina	1995
Cox, Ron (LB), Fresno State	1996
Joyner, Seth (LB), Texas-El Paso	1997
Waddy, Jude (LB), William & Mary	1998-99
Wayne, Nate (LB), Mississippi	2000-02
Josue, Steve (LB), Carson-Newman	2004
Manning, Roy (LB), Michigan	2005
Chillar, Brandon (LB), UCLA	2008-10
Moses, Dezman (LB), Tulane	2012
Aiyewa, Victor (LB), Washington	2013
Bradford, Carl (LB), Arizona State	2016
Hart, Derek (LB), James Madison	2017
Crawford, James (LB), Illinois	2018
Martin, Kamal (LB), Minnesota	2020

55

Franta, Herb (T), St. Thomas	1930
*Bruder, Hank (B), Northwestern	1933
Jones, Bob (G), Indiana	1934
*McNally (Blood), Johnny (B), St. John's	1936
Moore, Allen (E), Texas A&M	1939
*Adkins, Bob (B), Marshall	1940-41
Ecker, Ed (T), John Carroll	1950-51
Flanigan, Jim (LB), Pittsburgh	1967-70
Jenke, Noel (LB), Minnesota	1973-74
Hull, Tom (LB), Penn State	1975
*Hyland, Bob (C), Boston College	1976
Hunt, Mike (LB), Minnesota	1978-80
Scott, Randy (LB), Alabama	1981-86
Jordan, Kenneth (LB), Tuskegee	1987
Burnette, Reggie (LB), Houston	1991
Clark, Greg (LB), Arizona State	1991
Collins, Brett (LB), Washington	1992-93
Mott, Joe (LB), Iowa	1993
Strickland, Fred (LB), Purdue	1994-95
*Harris, Bernardo (LB), North Carolina	1996-2001
Wilkins, Marcus (LB), Texas	2002-03
Rogers, Nick (LB), Georgia Tech	2004
Thomas, Robert (LB), UCLA	2005
Hodge, Abdul (LB), Iowa	2006
Bishop, Desmond (LB), California	2007-11
Mulumba, Andy (LB), Eastern Michigan	2013-15
Brooks, Ahmad (LB), Virginia	2017
Smith, Za Darius (LB), Kentucky	2019-20

56

Pape, Orrin (B), Iowa	1930
*Barragar, Nate (C), Southern California	1932
Wunsch, Harry (G), Notre Dame	1934
Greenfield, Tom (C/LB), Arizona	1939-41
*Crutcher, Tommy (LB), TCU	1965-67, 71-72
MacLeod, Tom (LB), Minnesota	1973
Hendricks, Ted (LB), Miami (Fla.)	1974
Perko, Tom (LB), Pittsburgh	1976
Smith, Blane (LB), Purdue	1977
Nuzum, Rick (C), Kentucky	1978
O'Neill, Ed (LB), Penn State	1980
Lewis, Cliff (LB), Southern Mississippi	1981-84
Dent, Burnell (LB), Tulane	1986-92
Pointer, John (LB), Vanderbilt	1987
Willis, James (LB), Auburn	1993-94
Hollinquest, Lamont (LB), Southern California	1996-98
Mays, Kivusama (LB), North Carolina	1999
McCaslin, Eugene (LB), Florida	2000
Holmberg, Rob (LB), Penn State	2001
Nickerson, Hardy (LB), California	2002
Barnett, Nick (LB), Oregon State	2003-10
Manning, Terrell (LB), North Carolina State	2012
Peppers, Julius (LB), North Carolina	2014-16
Toomer, Corey (LB), Idaho	2018
Ramsey, Randy (LB), Arkansas	2020

57

*Van Sickle, Clyde (C), Arkansas	1932
*Seibold, Champ (T), Wisconsin	1934, 39-40
*Schwammel, Ade (T), Oregon State	1936
Zoll, Dick (G), Indiana	1939
Wehba, Ray (E), Southern California	1944
Bowman, Ken (C), Wisconsin	1964-73
Acks, Ron (LB), Illinois	1974-76
Gofourth, Derrel (G/C), Oklahoma State	1977-82
Curcio, Mike (LB), Temple	1983
Parlavacchio, Chet (LB), Penn State	1983
Moran, Rich (G), San Diego State	1985-93
Choate, Putt (LB), Southern Methodist	1987
Kelly, Joe (LB), Washington	1995
London, Antonio (LB), Alabama	1998
Nelson, Jim (LB), Penn State	1998-99

Gizzi, Chris (LB), Air Force	2000-01
Slaughter, T.J. (LB), Southern Mississippi	2003
Leake, John (LB), Clemson	2005
Hunter, Jason (DE), Appalachian State	2006-08
Obizor, Cyril (LB), Texas A&M	2009
Wilhelm, Matt (LB), Ohio State	2010
Lattimore, Jamari (LB), Middle Tennessee St.	2011-14
Burgess, James (LB), Louisville	2020

58

*Kurth, Joe (T), Notre Dame	1934
*Seibold, Champ (T), Wisconsin	1936
Kilbourne, Warren (T), Minnesota	1939
*Ray, Baby (T), Vanderbilt	1940
Carter, Joe (E), Southern Methodist	1942
*Schwammel, Ade (T), Oregon State	1944
Neal, Ed (DT/T), Tulane	1945-51
*Tomemaker, Clayton (LB/C), Minnesota	1953-54
*Bettis, Tom (LB), Purdue	1955
Lauer, Larry (C), Alabama	1956-57
Currie, Dan (LB), Michigan State	1958-64
Winkler, Francis (DE), Memphis State	1968-69
Withrow, Cal (C), Kentucky	1971-73
Cooney, Mark (LB), Colorado	1974
McCaffrey, Bob (C), Southern California	1975
Lally, Bob (LB), Cornell	1976
Hansen, Don (LB), Illinois	1976-77
Johnson, Danny (LB), Tennessee State	1978
*Rudzinski, Paul (LB), Michigan State	1979
Stewart, Steve (LB), Minnesota	1979
Beeckley, Bruce (LB), Oregon	1980
Rubens, Larry (C), Montana State	1982-83
Cannon, Mark (C), Texas-Arlington	1984-89
D'Onofrio, Mark (LB), Penn State	1992
Hamilton, Ruffin (LB), Tulane	1994
Flanagan, Mike (C/T), UCLA	1998-2005
Taylor, Ben (LB), Virginia Tech	2006
Lansanah, Danny (LB), Connecticut	2008
Zombo, Frank (LB), Central Michigan	2010-12
Barrington, Sam (LB), South Florida	2013-15
Tripp, Jordan (LB), Montana	2016
Kirksey, Christian (LB), Iowa	2020

59

*Butler, Frank (C/T), Michigan State	1936
*Lawrence, Jim (B), TCU	1939
Kuechenberg, Rudy (LB), Indiana	1970
Toner, Tom (LB), Idaho State	1973, 75-77
*Anderson, John (LB), Michigan	1979-89
Larson, Kurt (LB), Michigan State	1991
Simmons, Wayne (LB), Clemson	1993-97
Diggs, Na'il (LB), Ohio State	2000-05
White, Tracy (LB), Howard	2006-08
Jones, Brad (LB), Colorado	2009-14
Lovato, Rick (LS), Old Dominion	2015
Pepper, Taylor (LS), Michigan State	2017
Harris, De'Jon (LB), Arkansas	2020

60

*Butler, Frank (C/T), Michigan State	1934
*Kiesling, Walt (G), St. Thomas	1936
Schultz, Charles (T), Minnesota	1939-41
Blaire, Ed (G), Missouri	1962
Caffey, Lee Roy (LB), Texas A&M	1964-69
Knutson, Steve (T), Southern California	1976-77
*Anderson, John (LB), Michigan	1978
Allerman, Kurt (LB), Penn State	1980-81
Laslavic, Jim (LB), Penn State	1982
Moore, Blake (C/G), Wooster	1984-85
*Jensen, Greg (G), No college	1987
*Malancon, Rydell (LB), Louisiana State	1987
Croston, Dave (T), Iowa	1988
Houston, Bobby (LB), North Carolina State	1990
Zeno, Lance (C), UCLA	1993
McGuire, Gene (C), Notre Dame	1996
Davis, Rob (LS), Shippensburg	1997-2007

61

*Dilweg, Luvvie (E), Marquette	1934
*Smith, Ernie (T), Southern California	1936
Ruzich, Steve (G), Ohio State	1952-54
Spinks, Jack (G), Alcorn A&M	1955-56
Smith, Jerry (G), Wisconsin	1956
*Bulough, Hank (G), Michigan State	1958
*Toburen, Nelson (LB), Wichita State	1961-62
Breen, Gene (LB), Virginia Tech	1964
Bradley, Dave (G), Penn State	1969-71
Van Dyke, Bruce (G), Missouri	1974-76
McMath, Herb (DT), Morningside	1977
Simmons, Davie (LB), North Carolina	1979
Ane, Charlie (C), Michigan State	1981

Drechsler, Dave (G), North Carolina	1983-84
Wingle, Blake (G), UCLA	1985
Boyersky, Jerry (NT), Pittsburgh	1986-89
McGarry, John (G), St. Joseph's (Ind.)	1987
*Neville, Tom (T/G), Fresno State	1992
Curry, Scott (T), Montana	1999
Goode, Brett (LS), Arkansas	2008-17

62

*Norgard, Al (E), Stanford	1934
*Letlow, Russ (G), San Francisco	1936
Twedell, Francis (G), Minnesota	1939
*Afflis, Dick (G), Nevada	1952
Brown, Buddy (G), Arkansas	1953-56
Amundsen, Norm (G), Wisconsin	1957
*Cvercko, Andy (G), Northwestern	1960
*Aldridge, Lionel (DE), Utah State	1963
Lueck, Bill (G), Arizona	1968-74
Matson, Pat (G), Oregon	1975
Havig, Dennis (G), Colorado	1977
McLaughlin, Joe (LB), Massachusetts	1979
Aydelette, Buddy (G), Alabama	1980
Merrill, Mark (LB), Minnesota	1982
Laughlin, Jim (LB), Ohio State	1983
Mendoza, Ruben (G), Wayne State	1986
Meyer, Jim (T), Illinois State	1987
Kauahi, Kani (C), Hawai'i	1988
*Brock, Matt (DE/DT), Oregon	1989-93
McIntyre, Guy (G), Georgia	1994
Rivera, Marco (G), Penn State	1997-2004
Coston, Junius (T/G), North Carolina A&T	2005-07
Dietrich-Smith, Evan (G/C), Idaho State	2009, 11-13
Patrick, Lucas (G), Duke	2017-20

63

*Michalske, Mike (G), Penn State	1934
Zarnas, Gus (G), Ohio State	1939-40
Starret, Ben (B), St. Mary's (Calif.)	1942-45
Odson, Urban (T), Minnesota	1946-49
*Stansauk, Don (T), Denver	1950-51
Bray, Ray (G), Western Michigan	1952
*Barry, Al (G), Southern California	1954
Skibinski, Joe (G), Purdue	1955-56
Matuszak, Marv (LB), Tulsa	1958
Thurston, Fuzzy (G), Valparaiso	1959-67
Winkler, Randy (G), Tarleton State	1971
Janet, Ernie (G), Washington	1975
Jones, Terry (NT), Alabama	1978-84
Hartnett, Perry (G), Southern Methodist	1987
Campan, James (C), Tulane	1989-93
Dukes, Jamie (C), Florida State	1994
Timmerman, Adam (G), South Dakota State	1995-98
McKenzie, Raleigh (G), Tennessee	1999-2000
Ferrario, Bill (G), Wisconsin	2002
Wells, Scott (C/G), Tennessee	2004-11
Saturday, Jeff (C), North Carolina	2012
Linsley, Corey (C), Ohio State	2014-20

64

*Barragar, Nate (C), Southern California	1934
Johnson, Howard (G/LB), Georgia	1940-41
Fritsch, Ted (B), Stevens Point Teachers	1942-50
Darjean, Ernie (LB), Auburn	1957
Kramer, Jerry (G), Idaho	1958-68
Hunt, Kevin (T), Doane	1972
Kitson, Syd (G), Wake Forest	1980-81, 83-84
Villanucci, Vince (NT), Bowling Green	1987
*Collier, Steve (T), Bethune-Cookman	1987
*Jurkovic, John (NT), Eastern Illinois	1993-95
Wilkinson, Bruce (T), Tennessee	1996-97
Jackson, Alcender (G), Louisiana State	2002
Lee, James (DT), Oregon State	2004
Palmer, Tony (G), Missouri	2006-07
Van Roten, Greg (G), Pennsylvania	2012-13
Pennel, Mike (DT), Colorado State-Pueblo	2014-16
McCray, Justin (G), Central Florida	2017-18
Braden, Ben (G), Michigan	2020

65

*Evans, Lon (G), TCU	1934
Wilson, Gene (E/DB), Southern Methodist	1947-48
*Collins, Albin (HB), Louisiana State	1951
Boerio, Chuck (LB), Illinois	1952
*Bettis, Tom (LB), Purdue	1956-61
Holler, Ed (LB), South Carolina	1963
Wortman, Keith (G), Nebraska	1972-75
*Douglass, Mike (LB), San Diego State	1978
Wellman, Mike (C), Kansas	1979-80
Cabral, Brian (LB), Colorado	1980
Hallstrom, Ron (G), Iowa	1982-92

Knapp, Lindsay (G), Notre Dame 1996
 Tauscher, Mark (T/G), Wisconsin 2000-10
 Taylor, Lane (G), Oklahoma State 2013-20

66

*Monnett, Bob (B), Michigan State 1934
 *Svendsen, Earl (C), Minnesota 1939
 *Svendsen, George (C/LB), Minnesota 1940-41
 Davis, Ralph (G), Wisconsin 1947-48
 *Stansauk, Don (T), Denver 1950
 *Cone, Fred (FB/K), Clemson 1951
 Teatek, Deral (LB/G), Wisconsin 1952-56
 *Barry, Al (G), Southern California 1957
 *Nitschke, Ray (LB), Illinois 1959-72
 *Rudzinski, Paul (LB), Michigan State 1978
 Lewis, Mike (NT), Arkansas A&M 1980

RETIRED FOR NITSCHKE, 1983

67

*Logan, Dick (G), Ohio State 1952-53
 *Bullough, Hank (G), Michigan State 1955
 Salsbury, Jim (G), UCLA 1957-58
 *Cvercko, Andy (G), Northwestern 1960
 Grimm, Dan (G), Colorado 1963-65
 Carroll, Leo (DE), San Diego State 1968
 Snider, Malcolm (T/G), Stanford 1972-74
 Enderle, Dick (G), Minnesota 1976
 Kowalkowski, Bob (G), Virginia 1977
 Swanke, Karl (T/C), Boston College 1980-86
 Logan, David (NT), Pittsburgh 1987
 Simpson, Travis (C), Oklahoma 1987
 Ard, Billy (G/T), Wake Forest 1989-91
 Barrie, Sebastian (DE), Liberty 1992
 Hutchins, Paul (T), Western Michigan 1993-94
 Dellenbach, Jeff (C/G), Wisconsin 1996-98
 Maryland, Russell (DT), Miami (Fla.) 2000
 Ruegamer, Grey (C/G), Arizona State 2003-05
 Barclay, Don (T/G), West Virginia 2012-13, 15-16

68

*Herber, Arnie (B), Regis 1934
 Seeman, George (E), Nebraska 1940
 Paskvan, George (B), Wisconsin 1941
 *Szafaryn, Len (T), North Carolina 1953-56
 Dittrich, John (G), Wisconsin 1959
 Gillingham, Gale (G), Minnesota 1966-74, 76
 Koch, Greg (T), Arkansas 1977-85
 Konopasek, Ed (T), Ball State 1987
 Winter, Blaise (DE/NT), Syracuse 1988-90
 Sims, Joe (T/G), Nebraska 1992-95
 *Brown, Gary (T), Georgia Tech 1996
 Wahle, Mike (T/G), Navy 1998-2004
 White, Chris (C), Southern Mississippi 2005
 Giacomini, Breno (T), Louisville 2008
 Murphy, Kyle (T), Stanford 2016-17
 Veldheer, Jared (T), Hillsdale 2019

69

*Engebretsen, Paul (G), Northwestern 1934
 *Stephenson, Dave (G/C), West Virginia 1952
 *Forester, Bill (LB), Southern Methodist 1953-59
 *Toburen, Nelson (LB), Wichita State 1961
 Bain, Bill (T), Southern California 1975
 Harris, Leotis (G), Arkansas 1978-83
 Cherry, Bill (C), Middle Tennessee State 1986-87
 Gruber, Bob (T), Pittsburgh 1987
 Blackshear, Jeff (G), Northeast Louisiana 2002
 Bakhtiari, David (T), Colorado 2013-20

70

Dowden, Steve (T), Baylor 1952
 *Wildung, Dick (T), Minnesota 1953
 Hunter, Art (C), Notre Dame 1954
 King, Don (DT), Kentucky 1956
 Marshall, Rich (DT), Stephen F. Austin 1965
 Crenshaw, Leon (DT), Tuskegee 1968
 Moore, Rich (DT), Villanova 1969-70
 Nystrom, Lee (T), Macalester 1974
 McMillan, Ernie (T), Illinois 1975
 Barber, Bob (DE), Grambling State 1976-79
 *Rudzinski, Paul (LB), Michigan State 1980
 Sams, Ron (G), Pittsburgh 1983
 Uecker, Keith (G/T), Auburn 1984-85, 87-88, 90-91
 *Collier, Steve (T), Bethune-Cookman 1987
 *Grant, David (DE), West Virginia 1993
 Hope, Charles (G), Central (Ohio) State 1994
 Andruzzi, Joe (G), Southern Connecticut St. 1998-99
 Klemm, Adrian (G/T), Hawai'i 2005
 Walter, Tyson (T/G), Ohio State 2006

Lang, T.J. (G/T), Eastern Michigan 2009-16
 Light, Alex (T/G), Richmond 2018-19

71

Lucky, Bill (DT), Baylor 1955
 Finnn, Tom (T), Detroit 1957
 *Forester, Bill (LB), Southern Methodist 1959-63
 Voss, Lloyd (DT), Nebraska 1964-65
 Peay, Francis (T), Missouri 1968-72
 Branstetter, Kent (T), Houston 1973
 Basinger, Mike (DE), California-Riverside 1974
 Fanucci, Mike (DE), Arizona State 1974
 Jackson, Mel (G), Southern California 1976-80
 Thompson, Arland (G), Baylor 1981
 Jones, Boyd (T), Texas Southern 1984
 Shumate, Mark (NT), Wisconsin 1985
 Ploeger, Kurt (DE), Gustavus Adolphus 1986
 Drost, Jeff (DT), Iowa 1987
 Jones, Scott (T), Washington 1991
 Gray, Cecil (T), North Carolina 1992
 *Brown, Gilbert (DT), Kansas 1993
 *Brown, Gary (T), Georgia Tech 1994-95
 Dotsson, Santana (DT), Baylor 1996-2001
 Barry, Kevin (T), Arizona 2002-05
 Sitton, Josh (G), Central Florida 2008-15
 Wagner, Rick (T), Wisconsin 2020

72

Kahler, Royal (T), Nebraska 1942
 McPherson, Forrest (T), Nebraska 1943-45
 *Barnett, Solon (T), Baylor 1946
 Kekeris, Jim (T), Missouri 1948
 Johnson, Tom (DT), Michigan 1952
 *Afflis, Dick (G), Nevada 1953
 Helluin, Jerry (DT), Tulane 1954-57
 Kimmel, J.D. (DT), Houston 1958
 Miller, John (T), Boston College 1960
 Davidson, Ben (DE), Washington 1961
 Wright, Steve (T), Alabama 1964-67
 Himes, Dick (T), Ohio State 1968-77
 Lathrop, Kit (DT), Arizona State 1979-80
 Oates, Brad (T), Brigham Young 1981
 Boyd, Greg (DE), San Diego State 1983
 *Neville, Tom (T/G), Fresno State 1986-88
 *Auer, Todd (LB), Western Illinois 1987
 Bone, Warren (DE), Texas Southern 1987
 Hall, Mark (DE), Southwestern Louisiana 1989-90
 Gabbard, Steve (T), Florida State 1991-85
 Salem, Harvey (T), California 1992
 Syconer, Earl (T), Texas A&I 1993-2002
 Bedell, Brad (T), Colorado 2004
 Spitz, Jason (C/G), Louisville 2006-10
 Gerhart, Garth (C), Arizona State 2014

73

Serini, Wash (G), Kentucky 1952
 Cifelli, Gus (T), Notre Dame 1953
 Beck, Ken (DT), Texas A&M 1959-60
 Gassert, Ron (DT), Virginia 1962
 McDowell, John (G), St. John's (Minn.) 1964
 Weatherwax, Jim (DT), Calif. St.-L.A. 1966-67, 69
 Hardy, Kevin (DT), Notre Dame 1970
 Vanoy, Vernon (DT), Kansas 1972
 Oats, Carleton (DT), Florida A&M 1973
 Okoniewski, Steve (DT), Montana 1974-75
 Skinner, Gerald (T), Arkansas 1978
 Edwards, Earl (DT), Wichita State 1979
 Bragg, Byron (DE), Alabama 1981-83
 Veingrad, Alan (T), East Texas State 1986-87, 89-90
 Caldwell, David (NT), TCU 1987
 Robbins, Tootie (T), East Carolina 1992-93
 Taylor, Aaron (G), Notre Dame 1995-97
 *McKenzie, Keith (DE), Ball State 2002
 Colledge, Daryn (G/T), Boise State 2006-10
 Tretter, JC (C/G), Cornell 2014-16
 Evans, Jahri (G), Bloomsburg 2017
 Nijman, Yosh (T), Virginia Tech 2020

74

*Olsonoski, Larry (G), Minnesota 1948
 Steiner, Rebel (DB), Alabama 1950-51
 Zatkoff, Roger (LB), Michigan 1953-56
 Vereen, Carl (T), Georgia Tech 1957
 Jordan, Henry (DT), Virginia 1959-69
 Smith, Donnell (DE), Southern Univ. 1971
 Brown, Aaron (DE), Minnesota 1973-74
 Roller, Dave (DT), Kentucky 1975-78
 Brown, Ken (C), New Mexico 1980
 Huffman, Tim (G/T), Notre Dame 1981-85
 *Collier, Steve (T), Bethune-Cookman 1987

Haley, Darryl (T), Utah	1988
Archambeau, Lester (DE), Stanford	1990-92
Widell, Doug (G), Boston College	1993
Dingle, Antonio (DT), Virginia	1999
Kampman, Aaron (DE/LB), Iowa	2002-09
Newhouse, Marshall (T), TCU	2011-13
John, Ulrick (T), Georgia State	2017
Bell, Byron (T/G), New Mexico	2018
Jenkins, Elgton (G), Mississippi State	2019-20

75

Croft, Milburn (T), Ripon	1942-47
Ruetz, Howard (DT), Lorain	1951-53
*Afflis, Dick (G), Nevada	1954
Gregg, Forrest (T), Southern Methodist	1956, 58-70
Michaels, Lou (K), Kentucky	1971
Pureifory, Dave (DL), Eastern Michigan	1972-77
Barzilauskas, Carl (DT), Indiana	1978-79
Turner, Rich (NT), Oklahoma	1981-83
Ruettgers, Ken (T), Southern California	1985-96
Heimburger, Craig (G), Missouri	1999
Flanigan, Jim (DT), Notre Dame	2001
Tomich, Jared (DE), Nebraska	2002
Jackson, Grady (DT), Knoxville	2003-05
Moll, Tony (T/G), Nevada	2006-08
Bulaga, Bryan (T), Iowa	2010-12, 14-19

76

Crimmins, Bernie (G/B), Notre Dame	1945
Miller, Tom (E), Hampden-Sydney	1946
Kovatch, John (E), Notre Dame	1947
*O'Malley, Tom (QB), Cincinnati	1950
Dees, Bob (T), Southwest Missouri State	1952
*Logan, Dick (G), Ohio State	1952
Skoronski, Bob (T), Indiana	1956, 59-68
McCoy, Mike P. (DT), Notre Dame	1970-76
Stokes, Tim (T), Oregon	1978-82
Carreker, Alphonso (DE), Florida State	1984-88
Ariey, Mike (T), San Diego State	1989
Viene, David (T), Minnesota-Duluth	1992
Galbreath, Harry (G), Tennessee	1993-95
Willig, Matt (T), Southern California	1998
Clifton, Chad (T), Tennessee	2000-11
Daniels, Mike (DL), Iowa	2012-18
Runyan, Jon (G), Michigan	2020

77

*Gatewood, Lester (C), Baylor	1946
Summerhays, Bob (B), Utah	1949-51
*Hanner, Dave (DT), Arkansas	1952-54
Sandusky, John (T), Villanova	1956
Spencer, Ollie (T), Kansas	1957-58
Kostelnik, Ron (T), Cincinnati	1961-68
*Hayhoe, Bill (T), Southern California	1969-73
Butler, Mike (DE), Kansas	1977-82, 85
Getty, Charlie (T), Penn State	1983
Neill, Bill (NT), Pittsburgh	1984
Feasel, Greg (T), Abilene Christian	1986
McGrew, Sylvester (DE), Tulane	1987
Robison, Tommy (G), Texas A&M	1987
Mandarich, Tony (T), Michigan State	1989-91
Millard, Keith (DE), Washington State	1992
Maas, Bill (NT), Pittsburgh	1993
Michels, John (T), Southern California	1996-97
Brooks, Barrett (T), Kansas State	2002
Winke, Jerry (T), Notre Dame	2002
Jenkins, Cullen (DT/DE), Central Michigan	2004-10
Pankey, Adam (G/T), West Virginia	2017-18
Turner, Billy (G/T), North Dakota State	2019-20

78

Aberson, Cliff (B), No college	1946
Dahms, Tom (T), San Diego State	1955
Masters, Norm (T), Michigan State	1957-64
Brown, Bob (DT), Arkansas AM&N	1966-73
Wafer, Carl (DT), Tennessee State	1974
Cooke, Bill (DE), Massachusetts	1975
*Johnson, Ezra (DE), Morris Brown	1977-78
Merrill, Casey (DE), California-Davis	1979-83
Hoffman, Gary (T), Santa Clara	1984
Hobbins, Jim (G), Minnesota	1987
Cheek, Louis (T), Texas A&M	1991
Verba, Ross (T/G), Iowa	1997-2000
Sands, Terdell (DT), Tennessee-Chattanooga	2003
Barbre, Allen (G/T), Missouri Southern State	2007-09
Sherrod, Derek (T), Mississippi State	2011, 13-14
Spriggs, Jason (T), Indiana	2016-18
Price, Brian (DL), Texas San Antonio	2020

79

*Urban, Alex (E), South Carolina	1945
*Adkins, Bob (B), Marshall	1945
Vogds, Evan (G), Wisconsin	1948-49
Moje, Dick (E), Loyola (Calif.)	1951
*Spencer, Joe (T), Oklahoma A&M	1951
*Hanner, Dave (DT), Arkansas	1955-64
DeLisle, Jim (DT), Wisconsin	1971
Schuh, Harry (T), Memphis State	1974
Koncar, Mark (T), Colorado	1976-77, 79-81
Spears, Ron (DE), San Diego State	1983
Humphrey, Donnie (DE), Auburn	1984-86
Browner, Ross (DE/NT), Notre Dame	1987
Estep, Mike (G), Bowling Green	1987
Nelson, Bob (NT), Miami (Fla.)	1988-90
Ilkin, Tunch (T), Indiana State	1993
Stokes, Barry (G/T), Eastern Michigan	2000-01
Spriggs, Marcus (T), Houston	2003
Whitticker, William (G), Michigan State	2005
Pickett, Ryan (DT/NT/DE), Ohio State	2006-13
Walker, Josh (G), Middle Tennessee State	2015
Rush, Anthony (DL), Alabama-Birmingham	2020

80

*Frutig, Ed (E), Michigan	1945
*Rohrig, Herman (B), Nebraska	1946-47
Provo, Fred (B), Washington	1948
*Reid, Floyd (HB), Georgia	1950-51
*Elliott, Carlton (E), Virginia	1952, 54
Deschaine, Dick (P), No college	1955-57
Meilinger, Steve (E), Kentucky	1958, 60
Barnes, Gary (E), Clemson	1962
Long, Bob (WR), Wichita	1964-67
Pope, Bucky (WR), Catawba	1968
Clancy, Jack (WR), Michigan	1970
Smith, Barry (WR), Florida State	1973-75
Zimmerman, Don (WR), Northeast Louisiana	1976
Lofton, James (WR), Stanford	1978-86
Neal, Frankie (WR), Fort Hays State	1987
Didier, Clint (TE), Portland State	1988-89
Harris, Jackie (TE), Northeast Louisiana	1990-93
*Jordan, Charles (WR), Long Beach City	1994-95
Mayes, Derrick (WR), Notre Dame	1996-98
Driver, Donald (WR), Alcorn State	1999-2012
Perillo, Justin (TE), Maine	2014-16
Bennett, Martellus (TE), Texas A&M	2017
Graham, Jimmy (TE), Miami (Fla.)	2018-19

81

Berrang, Ed (E), Villanova	1952
Keane, Jim (E), Iowa	1952
Rush, Clive (E), Miami (Ohio)	1953
Knutson, Gene (DE), Michigan	1954, 56
O'Donahue, Pat (DE), Wisconsin	1955
Massey, Carlton (DE), Texas	1957-58
Williams, A.D. (E), Pacific	1959
Folkins, Lee (DE), Washington	1961
Fleming, Marv (TE), Utah	1963-69
McGeorge, Rich (TE), Elon	1970-78
Lewis, Gary (TE), Texas-Arlington	1981-84
Ross, Dan (TE), Northeastern	1986
*Jay, Craig (TE), Mount Senario	1987
*Morris, Lee (WR), Oklahoma	1987
Kemp, Perry (WR), California (Pa.)	1988-91
*Harris, Corey (WR/CB/KR), Vanderbilt	1992
Collins, Shawn (WR), Northern Arizona	1993
*Morgan, Anthony (WR), Tennessee	1993-95
*Howard, Desmond (WR/KR), Michigan	1996
Davis, Tyrone (TE), Virginia	1997-2002
*Jackson, Chris (WR), Washington State	2003
Thurman, Andrae (WR), Southern Oregon	2004-05
Robinson, Koren (WR), North Carolina State	2006-07
Quarless, Andrew (TE), Penn State	2010-11, 13-15
Allison, Geronimo (WR), Illinois	2016-19
Deguara, Josiah (TE), Cincinnati	2020

82

Bell, Ed (G/T), Indiana	1947-49
Cloud, Jack (FB), William & Mary	1950-51
Temp, Jim (DE), Wisconsin	1957-60
Barrett, Jan (E), Fresno State	1963
*Aldridge, Lionel (DE), Utah State	1964-71
Tinker, Gerald (WR), Kent State	1975
Hartwig, Keith (WR), Arizona	1977
Coffman, Paul (TE), Kansas State	1978-85
Moffitt, Mike (WR), Fresno State	1986
Harden, Derrick (WR), Eastern New Mexico	1987
Paskett, Keith (WR), Western Kentucky	1987
Bolton, Scott (WR), Auburn	1988

Affholter, Erik (WR), Southern California	1991
Beach, Sanjay (WR), Colorado State	1992
*Johnson, Reggie (TE), Florida State	1994
Ingram, Mark (WR), Michigan State	1995
Beebe, Don (WR), Chadron State	1996-97
Manning, Brian (WR), Stanford	1998
*Howard, Desmond (WR/KR), Michigan	1999
*Jordan, Charles (WR), Long Beach City	1999
Lee, Charles (WR), Central Florida	2000-01
Steele, Ben (TE), Mesa State	2004-05
Wallace, Taco (WR), Kansas State	2005
Gardner, Rod (WR), Clemson	2005
Martin, Ruvelt (WR), Saginaw Valley State	2006-08
Taylor, Ryan (TE), North Carolina	2011-14
*Rodgers, Richard (TE), California	2015-17
Moore, J'Mon (WR), Missouri	2018
*Shepherd, Darrius (WR), North Dakota State	2020

83

*Martinkovic, John (DE), Xavier	1952-56
Ford, Len (DE), Michigan	1958
Quinlan, Bill (DE), Michigan State	1959-62
Henry, Urban (DT), Georgia Tech	1963
Brown, Allen (TE), Mississippi	1966-67
*Vandersea, Phil (LB/DE), Massachusetts	1968-69
Williams, Clarence (DE), Prairie View A&M	1970-77
*Thompson, John (TE), Utah State	1979-81
Jefferson, John (WR), Arizona State	1981-84
Scott, Patrick (WR), Grambling State	1987-88
Bland, Carl (WR), Virginia Union	1989-90
Clayton, Mark (WR), Louisville	1993
*Winer, Jeff (TE), Wesleyan (Conn.)	1994
Thomason, Jeff (TE), Oregon	1995-99
Wetnight, Ryan (TE), Stanford	2000
*Martin, David (TE), Tennessee	2001
Glenn, Terry (WR), Ohio State	2002
Chatman, Antonio (WR/KR), Cincinnati	2003-05
Francies, Chris (WR), Texas-El Paso	2006-07
Crabtree, Tom (TE), Miami (Ohio)	2010-12
Janis, Jeff (WR), Saginaw Valley State	2014-17
Valdes-Scantling, Marquez (WR), South Florida	2018-20

84

*Wells, Don (E), Georgia	1946
Knafelc, Gary (E), Colorado	1954-62
Dale, Carroll (WR), Virginia Tech	1965-72
Odom, Steve (WR/KR), Utah	1974-79
Nixon, Fred (WR), Oklahoma	1980-81
Taylor, Lenny (WR), Tennessee	1984
Franz, Nolan (WR), Tulane	1986
Smith, Wes (WR), East Texas State	1987
Sharpe, Sterling (WR), South Carolina	1988-94
*Morgan, Anthony (WR), Tennessee	1996
Rison, Andre (WR), Michigan State	1996
*Schroeder, Bill (WR), Wis.-La Crosse	1997-2001
Walker, Javon (WR), Florida State	2002-05
*Humphrey, Tory (TE), Central Michigan	2006, 08
Williams, D.J. (TE), Arkansas	2011-12
Abbrederis, Jared (WR), Wisconsin	2015-16
Kendricks, Lance (TE), Wisconsin	2017-18
Begetton, Reggie (WR), Lamar	2020

85

Deeks, Don (T), Texas	1948
Ethridge, Joe (T), Southern Methodist	1949
*Rhodemyre, Jay (C/LB), Kentucky	1951
*Wimberly, Abner (E), Louisiana State	1952
McGee, Max (E), Tulane	1954, 57-67
Jennings, Jim (E), Missouri	1955
*Romine, Al (HB), Alabama	1955
Barnes, Emery (DE), Oregon	1956
Spilis, John (WR), Northern Illinois	1969-71
*Gordon, Dick (WR), Michigan State	1973
Staroba, Paul (WR), Michigan	1973
Payne, Ken (WR), Langston	1974-77
Boyd, Elmo (WR), Eastern Kentucky	1978
Kimball, Bobby (WR), Oklahoma	1979-80
Epps, Phillip (WR), TCU	1982-88
*Morris, Lee (WR), Oklahoma	1987
Query, Jeff (WR), Millikin	1989-91
Taylor, Kitrick (WR), Washington State	1992
Lewis, Ron (WR), Florida State	1992-94
*Mickens, Terry (WR), Florida A&M	1995-97
Bradford, Corey (WR), Jackson State	1998-2001
Bailey, Karsten (WR), Auburn	2002-03
Walls, Wesley (TE), Mississippi	2003
McHugh, Sean (TE), Penn State	2004
Murphy, Terrence (WR), Texas A&M	2005
Jennings, Greg (WR), Western Michigan	2006-12
Stoneburner, Jake (TE), Ohio State	2013
Tonyan, Robert (TE), Indiana State	2018-20

86

Schroll, Charles (G), Louisiana State	1951
Howton, Billy (E), Rice	1952-58
Dowler, Boyd (WR), Colorado	1959-69
Hilton, John (TE), Richmond	1970
Lammons, Pete (TE), Texas	1972
Donohoe, Mike (TE), San Francisco	1973-74
Gaydos, Kent (WR), Florida State	1975
Green, Jessie (WR), Tulsa	1976
*West, Don (TE), Auburn	1984-94
Summers, Don (TE), Boise State	1987
Freeman, Antonio (WR), Virginia Tech	1995-2001, 03
*Jackson, Chris (WR), Washington State	2002
Moses, J.J. (WR/KR), Iowa State	2002
Lee, Donald (TE), Mississippi State	2005-10
Bostick, Brandon (TE), Newberry	2013-14
Backman, Kennard (TE), Alabama-Birmingham	2015
Byrd, Emanuel (TE), Marshall	2017
Taylor, Malik (WR), Ferris State	2020

87

*Mann, Bob (E), Michigan	1952-54
Borden, Nate (DE), Indiana	1955-59
Davis, Willie (DE), Grambling	1960-69
Amsler, Marty (DE), Evansville	1970
Roche, Alden (DE), Southern Univ.	1971-76
*Tullis, Walter (WR), Delaware State	1979
Larson, Bill (TE), Colorado State	1980
*Thompson, John (TE), Utah State	1982
Stanley, Walter (WR), Mesa State	1985-88
Redick, Cornelius (WR), Cal State-Fullerton	1987
Weathers, Clarence (WR), Delaware State	1990-91
Brooks, Robert (WR), South Carolina	1992-98
Collins, Bobby (TE), North Alabama	2001
*Martin, David (TE), Tennessee	2002-06
Krause, Ryan (TE), Nebraska-Omaha	2007
Nelson, Jordy (WR), Kansas State	2008-14, 16-17
Sternberger, Jace (TE), Texas A&M	2019-20

88

*Collins, Albin (HB), Louisiana State	1951
Hays, George (DE), St. Bonaventure	1953
White, Gene (DB), Georgia	1954
Kramer, Ron (TE), Michigan	1957, 59-64
Anderson, Bill (TE), Tennessee	1965-66
Capp, Dick (TE/LB), Boston College	1967
Jones, Ron (TE), Texas-El Paso	1969
Garrett, Len (TE), New Mexico Highlands	1971-73
Askson, Bert (TE), Texas Southern	1975-77
Cassidy, Ron (WR), Utah State	1979-81, 83-84
Dennard, Preston (WR), New Mexico	1985
McConkey, Phil (WR), Navy	1986
Bell, Albert (WR), Alabama	1988
Mathews, Aubrey (WR), Delta State	1988-89
Wilson, Charles (WR), Memphis State	1990-91
Ingram, Darryl (TE), California	1992-93
*Mickens, Terry (WR), Florida A&M	1994
Jackson, Keith (TE), Oklahoma	1995-96
*Johnson, Reggie (TE), Florida State	1997
Preston, Roell (WR/KR), Mississippi	1997-98
Arnold, Jahine (WR), Fresno State	1999
*Hall, Lamont (TE), Clemson	1999
Franks, Bubba (TE), Miami (Fla.)	2000-07
Finley, Jeremiaha (TE), Texas	2008-13
Montgomery, Ty (WR/RB), Stanford	2015-18
Baylis, Evan (TE), Oregon	2019
Winfree, Juwann (WR), Colorado	2020

89

Robinson, Dave (LB), Penn State	1963-72
Wade, Charlie (WR), Tennessee State	1975
Smith, Ollie (WR), Tennessee State	1976-77
Taylor, Willie (WR), Pittsburgh	1978
*Thompson, Aundra (WR), East Texas State	1979-81
Childs, Henry (TE), Kansas State	1984
Lewis, Mark (TE), Texas A&M	1985-87
Fitzgerald, Kevin (TE), Wisconsin-Eau Claire	1987
Hackett, Joey (TE), Elon	1987-88
Spagnola, John (TE), Yale	1989
Harris, William (TE), Bishop	1990
Chmura, Mark (TE), Boston College	1993-99
Ferguson, Robert (WR), Texas A&M	2001-06
Jones, James (WR), San Jose State	2007-13, 15
*Rodgers, Richard (TE), California	2014
Cook, Jared (TE), South Carolina	2016
Clark, Michael (WR), Marshall	2017
Lewis, Mercedes (TE), UCLA	2018-20

90

Manley, Leon (G), Oklahoma	1950-51
*Johnson, Ezra (DE), Morris Brown	1979-87
Hill, Nate (DE), Auburn	1988
Bennett, Tony (LB), Mississippi	1990-93
McMichael, Steve (DT), Texas	1994
Holland, Darius (DT/DE), Colorado	1995-97
Holliday, Vonnie (DE), North Carolina	1998-2002
Nwokorie, Chukie (DE), Purdue	2003
Cole, Colin (DT), Iowa	2004-08
Raji, B.J. (NT/DT), Boston College	2009-13, 15
Adams, Montravius (DL), Auburn	2017-20

91

Skaugstad, Daryle (NT), California	1983
Noble, Brian (LB), Arizona State	1985-93
Clavelle, Shannon (DE), Colorado	1995-97
Brown, Jonathan (DE), Tennessee	1998
Thierry, John (DE), Alcorn State	2000-01
Johnson, Joe (DE), Louisville	2002-03
Truluck, R-Kal (DE), SUNY Cortland	2004
Harrell, Justin (DT/DE), Tennessee	2007-08, 10
Miller, Jordan (DT), Southern	2012
Elliott, Jayrone (LB), Toledo	2014-16
Dial, Quinton (DT), Alabama	2017
Smith, Preston (LB), Mississippi State	2019-20

92

Dimler, Rich (DT), Southern California	1980
Koart, Matt (DE), Southern California	1986
Thomas, Ben (DE), Auburn	1986
*Collier, Steve (T), Bethune-Cookman	1987
*Jurkovic, John (NT), Eastern Illinois	1991-92
White, Reggie (DE), Tennessee	1993-98

RETIRED FOR WHITE, 2005

93

*Moselle, Dom (B), Superior State	1951
Brown, Robert (LB/DE), Virginia Tech	1982-92
Wallace, Calvin (DE), West Virginia Tech	1987
*Brown, Gilbert (DT), Kansas	1994-99, 2001-03
*Jolly, Johnny (DT/DE), Texas A&M	2006
Bolston, Conrad (DT), Maryland	2007
Pettway, Kenny (DE), Grambling State	2008
Toribio, Anthony (NT), Carson-Newman	2009
Walden, Erik (LB), Middle Tennessee State	2010-12
Boyd, Josh (DE/DT), Mississippi State	2013-15
Gilbert, Reggie (LB), Arizona	2017-18
Goodson, B.J. (LB), Clemson	2019
Winn, Billy (DL), Boise State	2020

94

Martin, Charles (DE), Livingston	1984-87
Mataele, Stan (NT), Arizona	1987
*Brock, Matt (DE/DT), Oregon	1994
Kuberski, Bob (DT), Navy	1995-98
Barker, Roy (DE), North Carolina	1999
Gbaja-Biamila, Kabere (DE), San Diego State	2000-08
Wynn, Jarius (DE), Georgia	2009-11
Merling, Phillip (DE), Clemson	2012
Lowry, Dean (DL), Northwestern	2016-20

95

Degrate, Tony (DE), Texas	1985
Sullivan, Carl (DE), San Jose State	1987
Paup, Bryce (LB), Northern Iowa	1990-94
*McKenzie, Keith (DE/LB), Ball State	1996-99
*Warren, Steve (DT), Nebraska	2000
Walker, Rod (DT), Troy State	2001-03
Muir, Daniel (DT), Kent State	2007
Green, Howard (DE/NT), Louisiana State	2010-11
Jones, Datone (DE/LB), UCLA	2013-16
Jean Francois, Ricky (DT), Louisiana State	2017
Lancaster, Tyler (DL), Northwestern	2018-20

96

Leiker, Tony (DE), Stanford	1987
Patterson, Shawn (DE), Arizona State	1988-91, 93
Jones, Sean (DE), Northeastern	1994-96
Williams, Gerald (DE), Auburn	1997
Booker, Vaughn (DE/DT), Cincinnati	1998-99
Bowens, David (DE), Western Illinois	2000
*Warren, Steve (DT), Nebraska	2002
Smith, Larry (DT/DE), Florida State	2003-04
*Montgomery, Michael (DE), Texas A&M	2005-09

Neal, Mike (DE/LB), Purdue	2010-15
*Price, Brian (DL), Texas San Antonio	2016
Wilkinson, Muhammad (DL), Temple	2018
Keke, Kingsley (DL), Texas A&M	2019-20

97

Harris, Tim (LB), Memphis State	1986-90
Miller, John (LB), Mississippi State	1987
Noonan, Danny (NT), Nebraska	1992
Merrweather, Mike (LB), Pacific	1993
Traylor, Keith (LB), Central Oklahoma	1993
LaBounty, Matt (DE), Oregon	1995
Frase, Paul (DE), Syracuse	1997
Hunt, Cletidus (DT/DE), Kentucky State	1999-2004
Allen, Kendrick (DT), Louisiana State	2006
*Jolly, Johnny (DT/DE), Texas A&M	2007-09, 13
So oto, Vic (LB), Brigham Young	2011-12
Robinson, Luther (DT), Miami	2014
Clark, Kenny (DL), UCLA	2016-20

98

DeLuca, Tony (NT), Rhode Island	1984
*Auer, Todd (LB), Western Illinois	1987
Moore, Brent (DE), Southern California	1987
Tuaolo, Esera (NT/DE), Oregon State	1991-92
Oglesby, Alfred (NT), Houston	1992
Grant, David (DE), West Virginia	1993
Wilkins, Gabe (DE/DT), Gardner-Webb	1994-97
Lyon, Billy (DT/DE), Marshall	1998-2002
Peterson, Kenny (DT/DE), Ohio State	2003-05
Malone, Alfred (DT), Troy	2008
Wilson, C.J. (DE), East Carolina	2010-13
Guion, Letroy (DT), Florida State	2014-16
Odom, Chris (LB), Arkansas State	2017
Brown, Fadol (DL), Mississippi	2018-19
Harrison, Damon (DL), William Penn	2020

99

Johnson, Charles (DT), Maryland	1979-80, 83
Dorsey, John (LB), Connecticut	1984-88
Davey, Don (DE/DT), Wisconsin	1991-94
Smith, Jermaine (DT), Georgia	1997, 99
Robbins, Austin (DT), North Carolina	2000
Reynolds, Jamal (DE), Florida State	2001-03
Williams, Corey (DT/DE), Arkansas State	2004-07
Thompson, Jeremy (DE/LB), Wake Forest	2008-09
*Montgomery, Michael (DE), Texas A&M	2010
Worthy, Jerel (DE), Michigan State	2012-13
Gaston, Bruce (DT), Purdue	2015
Ringo, Christian (DT), Louisiana-Lafayette	2016
Looney, James (DL), California	2018

NOTE: There is no known documentation for numbers worn by G **Adolph Bieberstein** (1926), B **Eddie Kotal** (1925) or B **Jim Crowley** (1925). Players who ended their careers before 1925, when numbers first appeared in game programs, are not listed.

* — wore multiple numbers for Packers



89 Dave Robinson

Bold—Played for Packers in first eligible season

1936

Feb. 8, 1936		Drafted 7th
1	RUSS LETLOW, G, San Francisco	7
2	J.W. WHEELER, T, Oklahoma	16
3	BERNIE SCHERER, E, Nebraska	25
4	THERON WARD, B, Idaho	34
5	DARRELL LESTER, C, TCU	43
6	BOB REYNOLDS, T, Stanford	52
7	WALLY FROMHART, B, Notre Dame	61
8	WALLY CRUISE, B, Northwestern	70
9	J.C. WETSEL, G, Southern Methodist	79



Russ Letlow
Univ. of San Francisco, 1936



Ed Jankowski,
Wisconsin, 1937

1937

Dec. 12, 1936		Drafted 9th
1	ED JANKOWSKI, B, Wisconsin	9
2	AVERELL DANIELL, T, Pittsburgh	19
3	CHARLES (BUD) WILKINSON, T, Minnesota	29
4	EARL SVENDSEN, C, Minnesota	39
5	DeWITT GIBSON, T, Northwestern	49
6	MERLE WENDT, E, Ohio State	59
7	MARV BALDWIN, T, TCU	69
8	LES CHAPMAN, T, Tulsa	79
9	GORDON DAHLGREN, G, Michigan State	89
10	DAVE GAVIN, T, Holy Cross	99

1938

Dec. 11, 1937		Drafted 7th
1	Cecil ISBELL, B, Purdue	7
3	MARTY SCHREYER, T, Purdue	22
5	CHUCK SWEENEY, E, Notre Dame	37
6	ANDY URAM, B, Minnesota	47
7	JOHN KOVATCH, E, Northwestern	57
8	PHIL RAGAZZO, T, Case Western Reserve	67
9	JOHN HOWELL, B, Nebraska	77
10	FRANK BARNHART, G, Northern Colorado	87
11	PETE TINSLEY, G, Georgia	97
12	TONY FALKENSTEIN, B, St. Mary's (Calif.)	107

1939

Dec. 9, 1938		Drafted 9th
1	LARRY BUHLER, B, Minnesota	9
3	CHARLEY BROCK, C, Nebraska	24
5	LYNN HOVLAND, G, Wisconsin	39
6	LARRY CRAIG, E, South Carolina	49
7	FRANCIS TWEDELL, T, Minnesota	59
8	PAUL KELL, T, Notre Dame	69
9	JOHN HALL, B, TCU	79
10	VINCE GAVRE, B, Wisconsin	89
11	CHARLEY SPRAGUE, E, Southern Methodist	99
12	(to Brooklyn Dodgers)	109
13	DAN ELMER, C, Minnesota	119
14	BILL BADGETT, T, Georgia	129
15	TOM GREENFIELD, C, Arizona	139
16	ROY BELLIN, B, Wisconsin	149
17	JOHN YERBY, E, Oregon	159
18	FRANK BALASZ, B, Iowa	169
19	JACK BRENNAN, G, Michigan	179
20	CHARLES SCHULTZ, T, Minnesota	189
21	WILLARD HOFER, B, Notre Dame	194
22	BILL GUNTHER, B, Santa Clara	199

1940

Dec. 9, 1939		Drafted 9th
1	HAL VAN EVERY, B, Minnesota	9
3	LOU BROCK, B, Purdue	24
5	ESCO SARKKINEN, E, Ohio State	39
6	DICK CASSIANO, B, Pittsburgh	49
7	MILLARD WHITE, T, Tulane	59

8	GEORGE SEEMAN, E, Nebraska	69
9	J.R. MANLEY, G, Oklahoma	79
10	JACK BROWN, B, Purdue	89
11	DON GURITZ, G, Northwestern	99
12	PHIL GASPAR, T, Southern California	109
13	AMBROSE SCHINDLER, B, Southern California	119
14	BILL KERR, E, Notre Dame	129
15	MEL BREWER, G, Illinois	139
16	RAY ANDRUS, B, Vanderbilt	149
17	ARCHIE KODROS, C, Michigan	159
18	JIM GILLETTE, B, Virginia	169
19	AL MATUZA, C, Georgetown	179
20	JIM REEDER, T, Illinois	189
21	VINCE EICHLER, B, Cornell	194
22	HENRY LUEBCKE, T, Iowa	199

1941

Dec. 10, 1940		Drafted alternately 6th-7th
1	GEORGE PASKVAN, B, Wisconsin	7
2	(did not draft)	
3	BOB PAFFRATH, B, Minnesota	21
4	(did not draft)	
5	ED FRUTIG, E, Michigan	37
6	HERMAN ROHRIG, B, Nebraska	46
7	BILL TELESMANIC, E, San Francisco	57
8	BILL KUUSISTO, G, Minnesota	66
9	TONY CANADEO, B, Gonzaga	77
10	MIKE BYELENE, B, Purdue	86
11	PAUL HIEMENZ, C, Northwestern	97
12	MIKE ENICH, T, Iowa	106
13	ED HEFFERNAN, B, St. Mary's (Calif.)	117
14	DEL LYMAN, T, UCLA	126
15	JOHNNY FRIEBERGER, E, Arkansas	137
16	ERNE PANNELL, T, Texas A&M	146
17	BOB SAGGAU, B, Notre Dame	157
18	HELGE PUKEMA, G, Minnesota	166
19	BOB HAYES, E, Toledo	177
20	JIM STRAUSBAUGH, B, Ohio State	186
21	JOE BAILEY, C, Kentucky	192
22	BRUNO MALINOWSKI, B, Holy Cross	196

1942

Dec. 22, 1941		Drafted 9th
1	URBAN ODSON, T, Minnesota	9
3	RAY FRANKOWSKI, G, Washington	24
5	BILL GREEN, B, Iowa	39
6	JOE KRIVONAK, G, South Carolina	49
7	PRESTON JOHNSTON, B, Southern Methodist	59
8	JOE ROGERS, E, Michigan	69
9	NOAH LANGDALE, T, Alabama	79
10	GENE FLICK, C, Minnesota	89
11	TOM FARRIS, B, Wisconsin	99
12	JIMMY RICHARDSON, B, Marquette	109
13	BRUCE SMITH, B, Minnesota	119
14	BILL APPLEGATE, G, South Carolina	129
15	JIM TRIMBLE, T, Indiana	139
16	TOM KINKADE, B, Ohio State	149
17	FRED PRESTON, E, Nebraska	159
18	BOB INGALLS, C, Michigan	169
19	GEORGE BENSON, B, Northwestern	179
20	HORACE (DEACON) YOUNG, B, Southern Methodist	189
21	HENRY WORONICZ, E, Boston College	194
22	WOODY ADAMS, T, TCU	199

1943

April 8, 1943		Drafted 8th
1	DICK WILDUNG, T, Minnesota	8
3	IRV COMP, B, St. Benedict's	23
5	ROY MCKAY, B, Texas	38
6	NICK SUOFF, E, Washington State	48
7	KEN SNELLING, B, UCLA	58
8	LESTER GATEWOOD, C, Baylor	68
9	NORM VERRY, T, Southern California	78
10	OLON BARNETT, G, Baylor	88
11	BOB FORTE, B, Arkansas	98
12	VAN DAVIS, E, Georgia	108
13	TOM BROCK, C, Notre Dame	118
14	RALPH TATE, B, Oklahoma State	128
15	DON CARLSON, T, Denver	138
16	MIKE WELCH, B, Minnesota	148
17	RON THOMAS, G, Southern California	158
18	JIM POWERS, T, St. Mary's (Calif.)	168
19	HAROLD PRESCOTT, E, Hardin-Simmons	178
20	EDDIE FORREST, C, Santa Clara	188

1943 continued

21 LLOYD WASSERBACH, T. Wisconsin	198
22 MARK HOSKINS, B. Wisconsin	208
23 EARL BENNETT, G. Hardin-Simmons	218
24 GEORGE ZELICK, E. Oregon State	228
25 GENE BIERHAUS, E. Minnesota	238
26 GEORGE MAKRAIS, G. Wisconsin	248
27 PETE SUSICK, B. Washington	258
28 BUD HASSE, E. Northwestern	268
29 DICK THORNALLY, T. Wisconsin	278
30 BOB RAY, B. Wisconsin	288
31 BRUNEL CHRISTENSEN, T. California	293
32 KEN ROSKIE, B. Southern California	298

1944

April 19, 1944		<i>Drafted 6th</i>
1 MERV PREGULMAN, G. Michigan	7	
3 TOM KUZMA, B. Michigan	22	
5 BILL McPARTLAND, T. St. Mary's (Calif.)	38	
6 MILLS McCARDLE, B. Southern California	49	
7 JACK TRACY, E. Washington	60	
8 ALEX AGASE, G. Illinois	71	
9 DON WHITMIRE, T. Alabama	82	
10 BOB KOCH, B. Oregon	93	
11 VIRGIL JOHNSON, E. Arkansas	104	
12 ROY GIUSTI, B. St. Mary's (Calif.)	115	
13 BILL BAUGHMAN, C. Alabama	126	
14 DON GRIFFIN, B. Illinois	137	
15 BERT GISSLER, E. Nebraska	148	
16 LOU SHELTON, B. Oregon State	159	
17 CHARLEY CUSICK, G. Colgate	170	
18 HUGH COX, B. North Carolina	181	
19 KERMIT DAVIS, E. Mississippi State	192	
20 BOB JOHNSON, C. Purdue	203	
21 JIM COX, T. Stanford	214	
22 CLIFF ANDERSON, E. Minnesota	225	
23 JOHN PERRY, B. Duke	236	
24 PETE DeMARIA, G. Purdue	247	
25 LEN LISS, T. Marquette	258	
26 RAY JORDAN, B. North Carolina	269	
27 AL GRUBAUGH, T. Nebraska	280	
28 A.B. HOWARD, E. Mississippi State	291	
29 PAUL PALDINO, G. Arkansas	302	
30 BOB BUTCHOFSKY, B. Texas A&M	313	
31 RUSS DEAL, G. Indiana	319	
32 ABEL GONZALEZ, B. Southern Methodist	325	

1945

April 6, 1945		<i>Drafted 11th</i>
1 WALT SCHLINKMAN, B. Texas Tech	11	
3 CLYDE GOODNIGHT, E. Tulsa	27	
5 JOE GRAHAM, E. Florida	43	
6 DON WELLS, T. Georgia	54	
7 CASEY STEPHENSON, B. Tennessee	65	
8 TOBY COLLINS, T. Tulsa	76	
9 LAMAR DINGLER, E. Arkansas	87	
10 HAL HELSCHER, B. Louisiana State	98	
11 RALPH HAMMOND, C. Pittsburgh	109	
12 ED PODGORSKI, T. Lafayette	120	
13 BILL HACKETT, G. Ohio State	131	
14 MARV LINDSEY, B. Arkansas	142	
15 BOB McCLURE, T. Nevada	153	
16 HARRY PIEPER, C. California	164	
17 BOB KULA, B. Minnesota	175	
18 FRANK HAZARD, G. Nebraska	186	
19 ED JEFFERS, T. Oklahoma State	197	
20 BILL PRENTICE, B. Santa Clara	208	
21 WARREN FULLER, E. Fordham	219	
22 FRED NEILSEN, T. St. Mary's (Calif.)	230	
23 BOB GILMORE, B. Washington	241	
24 LLOYD BAXTER, C. Southern Methodist	252	
25 NOLAN LUHN, E. Tulsa	263	
26 NESTOR BLANCO, G. Colorado Mines	274	
27 BILL CHESTNUT, B. Kansas	285	
28 JIM THOMPSON, B. Washington State	296	
29 JIM EVANS, E. Idaho	307	
30 HAMILTON NICHOLS, G. Rice	318	
31 PAUL PRIDAY, B. Ohio State	324	
32 BILLY JOE ALDRIDGE, B. Oklahoma State	330	

1946

Jan. 14, 1946		<i>Drafted 6th</i>
1 JOHNNY STRZYKALSKI, B. Marquette	6	
3 BOB NUSSBAUMER, B. Michigan	21	

5 ED CODY, B. Purdue	36
6 JOHN FERRARO, T. Southern California	46
7 ART RENNER, E. Michigan	56
8 BERT COLE, T. Oklahoma State	66
9 GRANT DARNELL, G. Texas A&M	76
10 JOE McAFEE, B. Holy Cross	86
11 STEVE CONROY, B. Holy Cross	96
12 BILLY HILDEBRAND, E. Mississippi State	106
13 TOM HAND, C. Iowa	116
14 GEORGE HILLS, G. Georgia Tech.	126
15 JIM HOUGH, B. Clemson	136
16 DEAN GAINES, T. Georgia Tech.	146
17 J.P. MILLER, G. Georgia	156
18 BOYD MORSE, E. Arizona	166
19 JOE BRADFORD, C. Southern California	176
20 BILL DeROSA, B. Boston College	186
21 RALPH GRANT, B. Bucknell	196
22 HOWARD BROWN, G. Indiana	206
23 ANDY KOSMAC, C. Louisiana State	216
24 MAURICE STACY, B. Washington	226
25 CHICK DAVIDSON, T. Cornell	236
26 JOHN NORTON, B. Washington	246
27 ED HOLTSSINGER, B. Georgia Tech	256
28 JOE CAMPBELL, E. Holy Cross	266
29 FRANCIS SAUNDERS, T. Clemson	276
30 AL SPARLIS, G. UCLA	286
31 RALPH CLYMER, G. Purdue	291
32 JOERVIN HENDERSON, C. Missouri	296

1947

Dec. 16, 1946		<i>Drafted alternately 5th-7th-6th</i>
1 ERNIE CASE, B. UCLA	6	
3 BURR BALDWIN, E. UCLA	20	
5 PAUL (BUDDY) BURRIS, G. Oklahoma	31	
6 GENE WILSON, E. Southern Methodist	40	
7 DICK CONNERS, B. Northwestern	52	
8 MONTE MONCRIEF, T. Texas A&M	62	
9 BOB McDUGAL, B. Miami (Fla.)	72	
10 BOB KELLY, B. Notre Dame	81	
11 TOM MOULTON, C. Oklahoma State	92	
12 GEORGE HILLS, G. Georgia Tech.	100	
13 BOB SKOGLUND, E. Notre Dame	111	
14 JACK MITCHELL, B. Oklahoma	122	
15 DENVER CRAWFORD, T. Tennessee	130	
16 JIM CALLANAN, E. Southern California	141	
17 TED SCALISSI, B. Ripon	151	
18 JIM GOODMAN, T. Indiana	160	
19 DICK MILLER, G. Lawrence	172	
20 BRAD ECKLUND, C. Oregon	181	
21 BOB WEST, B. Colorado	190	
22 MAURICE (TEX) REILLY, B. Colorado	202	
23 RON SOCKOLOV, T. California	211	
24 HERB ST. JOHN, G. Georgia	220	
25 FRED REDEKER, B. Cincinnati	232	
26 HERM LUBKER, E. Arkansas	241	
27 BOB PALLADINO, B. Notre Dame	250	
28 BAXTER JARRELL, T. North Carolina	262	
29 RAY SELLERS, E. Georgia	271	
30 JERRY CARLE, B. Northwestern	280	
31 BILL HOGAN, B. Kansas	290	
32 RALPH OLSEN, E. Utah	297	

1948

Dec. 19, 1947		<i>Drafted 6th</i>
1 EARL (JUG) GIRARD, B. Wisconsin	7	
3 ED SMITH, B. Texas Mines	19	
5a DON RICHARD, T. Arkansas	27	
(from Detroit Lions)		
5b WEYMAN SELLERS, E. Georgia	31	
6 LARRY OLSONOSKI, G. Minnesota	41	
7 JAY RHODEMYRE, C. Kentucky	51	
8 BOB CUNZ, T. Illinois	61	
9 (to New York Giants)	71	
10 GEORGE WALMSLEY, B. Rice	81	
11 BOB HODGES, T. Bradley	91	
12 BOB RENNEBOHM, E. Wisconsin	101	
13 PERRY MOSS, B. Illinois	111	
14 FRED PROVO, B. Washington	121	
15 LOU AGASE, T. Illinois	131	
16 TRAVIS RAVEN, B. Texas	141	
17 (to Washington)	151	
18 KEN BALGE, E. Michigan State	161	
19 CHARLEY TATOM, T. Texas	171	

1948 continued

20 FLOYD THOMAS, C, Arkansas	181
21 HERB ST. JOHN, G, Georgia	191
22 DON ANDERSON, B, Rice	201
23 FRED KLING, B, Missouri	211
24 CLYDE BIGGERS, T, Catawba	221
25 STAN HEATH, B, Nevada	231
26 AUBREY ALLEN, T, Colorado	241
27 STAN GORSKI, E, Northwestern	251
28 DON SHARP, C, Tulsa	261
29 JOHN PANELLI, B, Notre Dame	271
30 CLARENCE McGEARY, T, North Dakota State	281
31 MIKE MILLS, E, Brigham Young	289
32 RALPH EARHART, B, Texas Tech	296

1949

Dec. 21, 1948	Drafted 4th (Rounds 1-3); Drafted alternately 3rd-2nd (4-25)
1 STAN HEATH, B, Nevada	5
2 DAN DWORSKY, C, Michigan	15
3 LOUIS FERRY, T, Villanova	25
4 BOB SUMMERHAYS, B, Utah	34
5 GLENN LEWIS, B, Texas Tech	43
6 JOE ETHERIDGE, T, Southern Methodist	54
7 (to Los Angeles Rams)	63
8 DAN ORLICH, E, Nevada	74
9 EVERETTE FAUNCE, B, Minnesota	83
10 (to Los Angeles Rams through Detroit Lions)	94
11 HARRY LARCHE, T, Arkansas State	103
12 REBEL STEINER, E, Alabama	114
13 AL MASTRANGELI, C, Illinois	123
14 BOBBY WILLIAMS, C, Texas Tech	134
15 KEN COOPER, G, Vanderbilt	143
16 GENE REMENAR, T, West Virginia	154
17 PAUL DEVINE, B, Heidelberg	163
18 FLOYD LEWIS, G, Southern Methodist	174
19 BOBBY FOLSOM, E, Southern Methodist	183
20 LARRY COONEY, B, Penn State	194
21 KENNETH KRANZ, B, Milwaukee Teachers	203
22 JOHN KORDICH, B, Southern California	214
23 BILL KELLEY, E, Texas Tech	223
24 JIMMY FORD, B, Tulsa	234
25 FRANK LAMBRIGHT, G, Arkansas	243

1950

Jan. 21-22, 1950	Drafted 3rd
1 CLAYTON TONNEMAKER, C, Minnesota	4
2 TOBIN ROTE, QB, Rice	17
3 GORDY SOLTAU, E, Minnesota	30
4 LARRY COUTRE, RB, Notre Dame	43
5 (to Pittsburgh Steelers)	56
6 JACK CLOUD, B, William & Mary	69
7 LEON MANLEY, T, Oklahoma	82
8 HARRY SZULBORSKI, B, Purdue	95
9 ROGER WILSON, E, South Carolina	108
10 BOB MEALEY, T, Minnesota	121
11 GENE LORENDO, E, Georgia	134
12 ANDY PAVICH, E, Denver	147
13 CARLTON ELLIOTT, E, Virginia	160
14 FRED LEON, T, Nevada	173
15 GENE HUEBNER, C, Baylor	186
16 FRANK KUZMA, B, Minnesota	199
17 HAL OTTERBACK, G, Wisconsin	212
18 ARNOLD GALIFFA, QB, Army	225
19 EARL ROWAN, T, Hardin-Simmons	238
20 JIM HOWE, B, Kentucky	251
21 GENE EVANS, B, Wisconsin	264
22 CHUCK BEATTY, C, Penn State	277
23 GEORGE MATTEY, G, Ohio State	290
24 DON DELPH, B, Dayton	303
25 FRANK WATERS, B, Michigan State	316
26 CLAUDE RADTKE, E, Lawrence	329
27 BILL OSBORNE, B, Nevada	342
28 HERM HERING, B, Rutgers	355
29 BEN ZARANKA, E, Kentucky	368
30 RAY MALLOUF, B, Southern Methodist	381
(chosen off of New York Bulldogs roster)	

1951

Jan. 18-19, 1951	Drafted alternately 3rd-2nd-1st
1 BOB GAIN, T, Kentucky	5
2 ALBIN COLLINS, HB, Louisiana State	16
3 FRED CONE, FB, Clemson	27
4 (to Cleveland Browns for Bill Boedeker)	41

5 WADE STINSON, HB, Kansas	52
6 SIDMUND HOLOWENKO, T, John Carroll	63
7 BILL SUTHERLAND, E, St. Vincent	77
8 (to Cleveland Browns for Tom O'Malley)	88
9 DICK McWILLIAMS, T, Michigan	99
10 BOB NOPPINGER, E, Georgetown	114
11 GEORGE ROOKS, FB, Morgan State	125
12 CARL KREAGER, G, Michigan	136
13 ED STEPHENS, HB, Missouri	150
14 RAY BAUER, E, Montana	161
15 JOE ERNST, QB, Tulane	172
16 DICK AFFLIS, T, Nevada	186
17 RAY PELFREY, B, Eastern Kentucky	197
18 ED PETELA, FB, Boston College	208
19 JIM LIBER, HB, Xavier	222
20 DICK JOHNSON, T, Virginia	233
21 ART EDLING, E, Minnesota	244
22 ART FELKER, E, Marquette	258
23 TUBBA CHAMBERLAIN, T, Wisconsin-Eau Claire	269
24 DICK CHRISTIE, FB, Nebraska-Omaha	280
25 CHARLES MONTE, HB, Hillsdale	294
26 BILL MILLER, T, Ohio State	305
27 BOB BOSSONS, C, Georgia Tech	316
28 BILL AYRE, HB, Abilene Christian	330
29 RALPH FIELER, E, Miami (Fla.)	341
30 ED WITHERS, HB, Wisconsin	352

1952

Jan. 17, 1952	Drafted alternately 3rd-2nd
1 BABE PARILLI, QB, Kentucky	4
2 BILLY HOWTON, E, Rice	15
3 BOBBY DILLON, DB, Texas	28
4 (to Cleveland Browns)	39
5 DAVE HANNER, DT, Arkansas	52
6 TOM JOHNSON, T, Michigan	63
7 BILL REICHARDT, FB, Iowa	76
8 MEL BECKETT, C, Indiana	87
9 DERAL TETEAK, G, Wisconsin	100
10a ART KLEINSCHMIDT, G, Tulane	111
10b BUD ROFFLER, HB, Washington State	116
(from Chicago Bears)	
11 BILLY BURKHALTER, HB, Rice	124
12 BILL WILSON, T, Texas	135
13 BILLY HAIR, HB, Clemson	148
14 JACK MORGAN, T, Michigan State	159
15 BOBBY JACK FLOYD, FB, TCU	172
16 JOHNNY COATTA, QB, Wisconsin	183
17 DON PETERSON, HB, Michigan	196
18 HOWARD TISDALE, T, Stephen F. Austin	207
19 JOHN PONT, HB, Miami (Ohio)	220
20 CHARLES BOERIO, C, Illinois	231
21 HERB ZIMMERMAN, G, TCU	244
22 KARL KLUCKHOHN, E, Colgate	255
23 FRANK KAPRAL, G, Michigan State	268
24 JOHN SCHEUTZNER, E, South Carolina	279
25 CHARLES LaPRADD, T, Florida	292
26 CHARLES STOKES, T, Tennessee	303
27 I.D. RUSSELL, B, Southern Methodist	316
28 BILL BARRETT, HB, Notre Dame	327
29 BILL STRATTON, B, Lewis	340
30 JACK FULKERSON, T, Southern Mississippi	351

1953

Jan. 22, 1953	Drafted 6th
1 AL CARMICHAEL, HB, Southern California	7
2 GIL REICH, HB, Kansas	19
3 BILL FORESTER, DT, Southern Methodist	31
4 GIB DAWSON, HB, Texas	43
5 ROGER ZATKOFF, T, Michigan	55
6 BOB KENNEDY, G, Wisconsin	67
7 JIM RINGO, C, Syracuse	79
8 LAUREN HARGROVE, HB, Georgia	91
9 FLOYD HARRAWOOD, T, Tulsa	103
10 VICTOR RIMKUS, G, Holy Cross	115
11 JOHN JOHNSON, HB, Boston College	127
12 DICK CURRAIN, HB, Arizona State	139
13 BOB ORDERS, C, West Virginia	151
14 CHARLES WRENN, T, TCU	163
15 GENE HELWIG, HB, Tulsa	175
16 JOHN HLAY, FB, Ohio State	187
17 BILL GEORGES, E, Texas	199
18 JIM PHILBEE, HB, Bradley	211
19 BILL LUCKY, T, Baylor	223

20	JOHN HARVILLE, HB, TCU	235
21	BOB CONWAY, HB, Alabama	247
22	BILL TURNBEAUGH, T, Auburn	259
23	JILL MURRAY, E, American International	271
24	BIM HASLAM, T, Tennessee	283
25	IKE JONES, E, UCLA	295
26	GEORGE BOZANIC, HB, Southern California	307
27	JAMES McCONAUGHEY, E, Houston	319
28	ZACK JORDAN, HB, Colorado	331
29	HENRY O'BRIEN, G, Boston College	343
30	AL BARRY, G, Southern California	355

1954

Jan. 28, 1954		<i>Drafted 2nd</i>
1a	ART HUNTER, T, Notre Dame	3
1b	VERYL SWITZER, HB, Kansas State	4
(from New York Giants)		
2	BOB FLECK, T, Syracuse	15
3	GEORGE TIMBERLAKE, G, Southern California	27
(to Washington for Johnny Papit)		
4	TOM ALLMAN, FB, West Virginia	39
(from Baltimore Colts)		
5	MAX MCGEE, E, Tulane	51
(to Detroit Lions for Gus Cifelli)		
6	SAM MARSHALL, T, Florida A&M	75
8	JIMMIE WILLIAMS, T, Texas Tech	87
9	DAVE DAVIS, E, Georgia Tech	99
10	GENE KNUTSON, E, Michigan	111
11	KEN HALL, E, North Texas State	123
12	BILL OLIVER, HB, Alabama	135
13	MIKE TAKAGS, G, Ohio State	147
14	DAVE JOHNSON, HB, Rice	159
(to San Francisco 49ers for Ben Aldridge)		
15	DESMOND KOCH, HB, Southern California	183
17	J.D. ROBERTS, G, Oklahoma	195
18	EMERY BARNES, E, Oregon	207
(KEN HALL, C, Springfield)		
20	LOWELL HERBERT, G, Pacific	231
21	ART LIEBSCHER, HB, Pacific	243
22	BILL BUFORD, T, Morgan State	255
23	CLINT SATHRUM, QB, St. Olaf	267
24	MARVIN TENNEFOSS, E, Stanford	279
25	JACK SMALLEY, T, Alabama	291
26	RALPH BAIERL, T, Maryland	303
27	HOSEA SIMS, E, Marquette	315
28	EVAN SLONAC, FB, Michigan State	327
29	JERRY DUFEK, T, St. Norbert	339
30	TERRY CAMPBELL, QB, Washington State	351

1955

Jan. 27-28, 1955		<i>Drafted 4th</i>
1	TOM BETTIS, G/LB, Purdue	5
2	JIM TEMP, DE, Wisconsin	17
3	BUDDY LEAKE, HB, Oklahoma	29
(to Cleveland Browns for Jerry Helluin)		
4	HANK BULLOUGH, G, Michigan State	41
6	NORM AMUNDSEN, G, Wisconsin	65
7	BOB CLEMENS, FB, Georgia	77
8	JOHN CROUCH, E, TCU	89
9	ED CULPEPPER, T, Alabama	101
10	GEORGE ROGERS, T, Auburn	113
11	RON CLARK, HB, Nebraska	125
12	ART WALKER, T, Michigan	137
13	ED ADAMS, FB, South Carolina	149
14	FRED BAER, HB, Michigan	161
15	GEORGE MACHOUKAS, C, Toledo	173
16	CHARLIE BRACKINS, QB, Prairie View	185
17	LYNN BEIGHTOL, QB, Maryland	197
18	DOYLE NIX, DB, Southern Methodist	209
19	ROBERT CARTER, T, Grambling State	221
20a	CARL BOLT, HB, Southern Mississippi	233
20b	BOB ANTKOWIAK, E, Bucknell	236
(from New York Giants for John Bauer)		
21	LAVELL ISBELL, T, Houston	245
22	BILL BRUNNER, FB, Arkansas Tech	257
23	ELTON SHAW, T, Louisiana State	269
24	CHARLES BRYANT, G, Nebraska	281
25	NATE BORDEN, E, Indiana	293
26	JIM JENNINGS, E, Missouri	305
27	BOB PERRINGER, E, Washington State	317
28	JACK SPEARS, T, Tennessee-Chattanooga	329
29	SAM PINO, FB, Boston University	341
30	BOB SAIA, FB, Tulane	352

1956

Nov. 28, 1955 (Rounds 1-3); Jan. 17, 1956 (4-30)		<i>Drafted 7th</i>
1	JACK LOSCH, HB, Miami (Fla.)	8
2	FORREST GREGG, T, Southern Methodist	20
(to Los Angeles Rams in Tom Dahms trade)		
3	CECIL MORRIS, G, Oklahoma	44
5	BOB SKORONSKI, T, Indiana	56
6	BOB BURRIS, HB, Oklahoma	68
7	HANK GREMMINGER, E, Baylor	80
8	RUSS DENNIS, E, Maryland	92
9	GORDON DUVALL, FB, Southern California	104
10	BOB LAUGHERY, FB, Maryland	116
11	MIKE HUDOCK, C, Miami (Fla.)	128
12	MAX BURNETT, HB, Arizona	140
13	JAMES MENSE, C, Notre Dame	152
14	CHARLIE THOMAS, FB, Wisconsin	164
15	BUDDY ALLISTON, G, Mississippi	176
16	CURTIS LYNCH, T, Alabama	188
17	BART STARR, QB, Alabama	200
18	STAN INTIHAR, E, Cornell	212
19	KEN VAKEY, E, Texas Tech	224
20	CLYDE LETBETTER, G, Baylor	236
21	HAL O'BRIEN, FB, Southern Methodist	248
22	JOHN POPSON, HB, Furman	260
23	JESSE BIRCHFIELD, G, Duke	272
24	DON WILSON, C, Rice	284
25	FRANZ KOENEKE, E, Minnesota	296
26	DICK GOEHE, T, Mississippi	308
27	DICK KOLIAN, E, Wisconsin	320
28	BOB LANCE, QB, Florida	332
29	VESTER NEWCOMB, C, Southwest J.C.	344
30	ROD HERMES, QB, Beloit	355

1957

Nov. 26, 1956 (Rounds 1-4); Jan. 31, 1957 (5-30)		<i>Drafted alternately 3rd-5th-4th (Rounds 1-4); Drafted alternately 3rd-2nd (5-30)</i>
BONUS CHOICE: PAUL HORNUNG, HB, Notre Dame . . . 1		
1	RON KRAMER, E, Michigan	4
2	JOEL WELLS, HB, Clemson	18
3	DALTON TRUAX, T, Tulane	29
4	CARL VEREEN, T, Georgia Tech	41
(to Cleveland Browns for Don King)		
5	(to Cleveland Browns for John Sandusky)	63
6	JACK NISBY, G, Pacific	70
(from Chicago Cardinals for Tom Dahms)		
7	FRANK GILLIAM, E, Iowa	76
8	GEORGE BELOTTI, C, Southern California	87
9	KEN WINEBURG, HB, TCU	100
10	GARY GUSTAFSON, G, Gustavus Adolphus	111
11	JIM ROSEBORO, HB, Ohio State	124
12a	ED SULLIVAN, C, Notre Dame	135
12b	GLENN BESTOR, B, Wisconsin	145
(from New York Giants for Jack Spinks)		
13	JIM MORSE, HB, Notre Dame	148
14	RUDY SCHOENDORF, T, Miami (Ohio)	159
15	PAT HINTON, G, Louisiana Tech	172
16	ED BUCKINGHAM, T, Minnesota	183
17	DON BOUDREAUX, T, Houston	196
18	CREDELL GREEN, HB, Washington	207
19	ERNE DANJEAN, G, Auburn	220
20	PERCY OLIVER, G, Illinois	231
21	CHARLES MEHRER, T, Missouri	244
22	RON QUILLIAN, QB, Tulane	255
23	JOHN SYMANK, DB, Florida	268
24	CHARLES LEYENDECKER, T, Southern Methodist	279
25	JERRY JOHNSON, T, St. Norbert	292
26	BUDDY BASS, E, Duke	303
27	MARTIN BOOHER, T, Wisconsin	316
28	DAVE HERBOLD, G, Minnesota	327
29	HOWARD DARE, RB, Maryland	340

1958

Dec. 2, 1957 (Rounds 1-4); Jan. 28, 1958 (5-30)		<i>Drafted 2nd (Rounds 1-4); Drafted alternately 2nd-1st (5-30)</i>
1	DAN CURRIE, C, Michigan State	3
2	JIM TAYLOR, FB, Louisiana State	15
3a	DICK CHRISTY, HB, North Carolina State	27
3b	RAY NITSCHKE, B, Illinois	36
(from New York Giants for John Martinkovic)		
4	JERRY KRAMER, G, Idaho	39
5	JOE FRANCIS, QB, Oregon State	51
6	KEN GRAY, T, Howard Payne	62

1958 continued

7	DOUG MAINSON, QB, Hillsdale	75
8	MIKE BILL, C, Syracuse	86
9	NORM JAROCK, HB, St. Norbert	99
10	CARL JOHNSON, T, Illinois	110
11	HARRY HORTON, E, Wichita	123
12	WAYNE MILLER, E, Baylor	134
13	GENE COOK, E, Toledo	147
14	HARRY HAUFFE, T, South Dakota	158
15	TOM NEWELL, HB, Drake	171
16	ARLEY FINLEY, T, Georgia Tech	182
17	JOE REESE, E, Arkansas Tech	195
18	CHARLES STRID, G, Syracuse	206
19	(to Chicago Bears for Lee Hermen)	219
20	JOHN DUBOSE, HB, Trinity (Texas)	230
21	JERRY KERSHNER, T, Oregon	243
22	DICK MAGGARD, HB, College of Idaho	254
23	JACK ASHTON, G, South Carolina	267
24	JOHN JERECK, T, Detroit	278
25	LARRY PLENTY, HB, Boston College	291
26	ESKER HARRIS, G, UCLA	302
27	NEIL HABIG, C, Purdue	315
28	DAVE HOWELL, G, Washington State	326
29	ROBERT HAYNES, T, Sam Houston State	339
30	JOHN PETERS, T, Houston	350

1959

Dec. 1, 1958 (Rounds 1-4); Jan. 21, 1959 (5-30)	<i>Drafted 1st</i>	
1	RANDY DUNCAN, QB, Iowa	1
2	ALEX HAWKINS, HB, South Carolina	13
3	BOYD DOWLER, E, Colorado	25
4	(to Cleveland Browns for Len Ford)	37
5	(to Washington for J.D. Kimmel)	49
5	ANDY CVERCKO, G, Northwestern	55
	(from Pittsburgh Steelers for Dick Christy)	
6	WILLIE TAYLOR, C, Florida A&M	61
7a	BOBBY JACKSON, HB, Alabama	73
7b	GARY RAID, T, Willamette	83
	(from New York Giants for Al Berry)	
8a	BUDDY MAYFIELD, E, South Carolina	85
8b	BOB LARABA, HB, Texas-El Paso	95
	(from Cleveland Browns for Dick Deschaine)	
9	GEORGE DIXON, HB, Bridgeport	97
10	SAM TUCCIO, G/T, Southern Mississippi	109
11	BOB WEBB, QB, St. Ambrose	121
12	LARRY HALL, G, Missouri Valley	133
13	JIM HURD, FB, Albion	145
14	KEN KERR, G, Arizona State	157
15	DICK TETEAK, G, Wisconsin	169
16	DAN EDGINGTON, E, Florida	181
17	TOM SECULES, HB, William & Mary	193
18	DICK NEARENTS, T, Eastern Washington	205
19	BILL BUTLER, HB, Tennessee-Chattanooga	217
20	CHUCK SAMPLE, FB, Arkansas	229
21	DAVE SMITH, FB, Ripon	241
22	CHARLES ANDERSON, E, Drake	253
23	ORVILLE LAWVER, T, Lewis & Clark	265
24	JOE HERGERT, C, Florida	277
25	LEROY HARDEE, HB, Florida A&M	289

Ray Nitschke
University of Illinois, 1958



Jim Taylor
Louisiana State, 1958



Herb Adderley
Michigan State, 1961

26	KEN HIGGINBOTHAM, E, Trinity (Texas)	301
27	TIM BROWN, HB, Ball State	313
28	JERRY EPPS, G, West Texas State	325
29	JOHN FLARA, HB, Pittsburgh	337
30	DICK EMERICH, T, West Chester	349

1960

Nov. 30, 1959	<i>Drafted 5th</i>	
1	TOM MOORE, HB, Vanderbilt	5
2	BOB JETER, HB, Iowa	17
	(to Chicago Cardinals for Lamar McHan)	29
4	(to Cleveland Browns for Henry Jordan)	41
5	DALE HACKBART, DB, Wisconsin	51
	(from Detroit Lions for Ollie Spencer)	
5	(to Cleveland Browns for Bob Freeman)	53
6	MIKE WRIGHT, T, Minnesota	65
7	KIRK PHARES, G, South Carolina	77
8	DON HITT, C, Oklahoma State	89
9	FRANK BRIXIUS, T, Minnesota	101
10	(to Chicago Cardinals for Ken Beck)	113
11	RON RAY, T, Howard Payne	125
12	HARRY BALL, T, Boston College	137
13	PAUL WINSLOW, HB, North Carolina Central	149
14	JON GILLIAM, C, East Texas State	161
15	GARNEY HENLEY, HB, Huron	173
16	JOHN LITTLEJOHN, HB, Kansas State	185
17	JOE GOMES, HB, South Carolina	197
18	ROYCE WHITTINGTON, T, Southwestern Louisiana	209
19	RICH BROOKS, E, Purdue	221
20	GILMER LEWIS, T, Oklahoma	233

1961

Dec. 27-28, 1960	<i>Drafted 12th</i>	
1	HERB ADDERLEY, DB, Michigan State	12
2	RON KOSTELNIK, T, Cincinnati	26
3	PHIL NUGENT, QB, Tulane	40
4a	PAUL DUDLEY, HB, Arkansas	54
4b	JOE LeSAGE, G, Tulane	56
	(from Philadelphia Eagles for Bob Freeman)	
5	JACK NOVAK, G, Miami (Fla.)	68
6	LEE FOLKINS, DE, Washington	82
7	LEWIS JOHNSON, HB, Florida A&M	96
8	(to Cleveland Browns for Bob Jarus)	110
9	VESTER FLANAGAN, T, Humboldt State	124
10a	ROGER HAGBERG, FB, Minnesota	128
	(from Dallas Cowboys for Fred Cone)	
10b	BUCK McLEOD, T, Baylor	138
11	VAL KECKIN, QB, Southern Mississippi	152
12	JOHN DENVIR, T, Colorado	166
13	ELIJAH PITTS, HB, Philander Smith	180
14	NELSON TOBUREN, LB, Wichita	194
15	RAY LARDANI, T, Miami (Fla.)	208
16	CLARENCE MASON, E, Bowling Green	222
17	JIM BREWINGTON, T, North Carolina Central	236
18	ARTHUR SIMS, B, Texas A&M	250
19	LELAND BONDHUS, T, South Dakota State	264
20	RAY RATKOWSKI, HB, Notre Dame	278

1962

Dec. 4, 1961	<i>Drafted 14th</i>	
1	EARL GROS, FB, Louisiana State	14
2	ED BLAINE, G, Missouri	28
3	GARY BARNES, E, Clemson	41
	(from New York Giants for Joel Wells)	
3	(to Cleveland Browns for John Roach)	42
4	RON GASSERT, DT, Virginia	56
5a	CHUCK MORRIS, HB, Mississippi	65
	(from Baltimore Colts for Lamar McHan)	



1962 continued

5b	JON SCHOPF, G, Michigan	70
6a	JOHN SUTRO, T, San Jose State (from Washington for Dale Hackbart)	79
6b	OSCAR DONAHUE, E, San Jose State	84
7	GARY CUTSINGER, T, Oklahoma State	98
8	JAMES TULLIS, HB, Florida A&M	112
9	PETE SCHENCK, DB, Washington State	126
10	GALE WEIDNER, QB, Colorado	140
11	JIM THRUSH, T, Xavier	154
12a	JOE THORNE, HB, South Dakota State (from Dallas Cowboys for Steve Meilinger)	158
12b	TOM PENNINGTON, K, Georgia	168
13	TOM KEPNER, T, Villanova	182
14	ERNEST GREEN, HB, Louisville	196
15	ROGER HOLDINSKY, HB, West Virginia	210
16	JAMES FIELD, DB, Louisiana State	224
17	BUCK BUCHANAN, T, Grambling State	238
18	BOB JOINER, QB, Presbyterian	252
19	JERRY SCATTINI, DB, California	266
20	MIKE SNODGRASS, C, Western Michigan	280

1963

Dec. 3, 1962		<i>Drafted 14th</i>
1	DAVE ROBINSON, DE, Penn State	14
2	TOM BROWN, DB, Maryland	28
3a	DENNIS CLARIDGE, QB, Nebraska (from Pittsburgh Steelers for Tom Bettis)	39
3b	TONY LISCIO, T, Tulsa	42
4a	LIONEL ALDRIDGE, G, Utah State (from New York Giants for Paul Dudley)	54
4b	CARLTON SIMONS, C, Stanford	56
5a	JACK CVERCKO, G, Northwestern (from Washington for Ben Davidson)	63
5b	DAN GRIMM, T, Colorado	70
6a	JOHN SIMMONS, E, Tulsa (from Dallas Cowboys for John Sutor)	76
6b	JAN BARRETT, E, Fresno State	84
7a	GARY KRONER, HB, Wisconsin (from Cleveland Browns for Ernie Green)	93
7b	OLIN HILL, T, Furman (from Pittsburgh Steelers)	95
7c	TURNEY TODD, LB, Virginia	98
8a	KEITH KINDERMAN, HB, Florida State (from Dallas Cowboys for Lee Folkins)	104
8b	LOUIS RETTINO, FB, Villanova	112
9	BILL FREEMAN, T, Southern Mississippi	126
10	EARL McQUISTON, G, Iowa	140
11	MARV FLEMING, E, Utah	154
12	DARYLE LAMONICA, QB, Notre Dame	168
13	BILL KELLUM, T, Tulane	182
14	ED HOLLER, LB, South Carolina	196
15	GENE BREEN, LB, Virginia Tech	210
16	COOLIDGE HUNT, FB, Texas Tech	224
17	THURMAN WALKER, E, Illinois	238
18	LUIS HERNANDEZ, G, Texas-El Paso	252
19	HERMAN HAMP, HB, Fresno State	266
20	BOBBY BREZINA, HB, Houston	280

1964

Dec. 2, 1963		<i>Drafted 13th</i>
1	LLOYD VOSS, T, Nebraska	13
2	JON MORRIS, C, Holy Cross	27
3a	ODE BURRELL, HB, Mississippi State (from Baltimore Colts)	36
3b	JOE O'DONNELL, G, Michigan (from New York Giants in Bill Quinlan/John Symank trade)	40
3c	TOMMY CRUTCHER, LB/FB, TCU	41
4a	BOB LONG, WR, Wichita (from Philadelphia Eagles for Ed Blaine)	44
4b	PAUL COSTA, B, Notre Dame	50
5a	DUKE CARLISLE, HB, Texas (from Dallas Cowboys for Gary Barnes)	55
5b	STEVE WRIGHT, T, Alabama	69
6	(to Dallas Cowboys for Jerry Norton)	83
7	DICK HERZING, T, Drake	97
8	KEN BOWMAN, C, Wisconsin	111
9	JOHN McDOWELL, T, St. John's (Minn.)	125
10	ALLEN JACOBS, HB, Utah	139
11	JACK PETERSEN, T, Nebraska-Omaha	153
12	DWAIN BEAN, HB, North Texas State	167
13	JACK MAURO, T, Northern Michigan	181
14	TOM O'GRADY, WR, Northwestern	195

15	ALEX ZENKO, T, Kent State	209
16	ANDREW IRELAND, HB, Utah	223
17	LEONARD ST. JEAN, E, Northern Michigan	237
18	MIKE HICKS, G, Marshall	251
19	JOHN BAKER, E, Virginia Union	265
20	BILL CURRY, C, Georgia Tech	279

1965

Nov. 28, 1964		<i>Drafted 10th</i>
1a	DONNY ANDERSON, HB, Texas Tech (from Phila., in Jim Ringo/Earl Gros/Lee Roy Caffey trade)	7
1b	LAWRENCE ELKINS, WR, Baylor	10
2	ALPHONSE DOTSON, T, Grambling State	24
3	ALLEN BROWN, E, Mississippi	38
4	WALLY MAHLE, HB, Syracuse	52
5a	JAMES HARVEY, T, Mississippi (from Pittsburgh Steelers)	59
5b	DOUG GOODWIN, FB, Maryland State	66
6a	RICK KOEPER, T, Oregon State (from Pittsburgh Steelers)	74
6b	BILL SYMONS, HB, Colorado	80
7a	JERRY ROBERTS, B, Baldwin-Wallace (from New York Giants for Turnley Todd)	85
7b	ROGER JACOBZAKI, T, Wisconsin (from San Francisco 49ers)	86
7c	JUNIOR COFFEY, HB, Washington	94
8	MIKE SHINN, E, Kansas	108
9	LARRY BULAICH, HB, TCU	122
10	RICH MARSHALL, T, Stephen F. Austin	136
11	JIM WEATHERWAX, T, Cal State-Los Angeles	150
12	GENE JETER, HB, Arkansas-Pine Bluff	164
13	ROY SCHMIDT, G, Long Beach State	178
14	JOHN PUTNAM, FB, Drake	192
15	CHUCK HURSTON, T, Auburn	206
16	PHIL VANDERSEA, FB, Massachusetts	220
17	STEVE CLARK, K, Oregon State	234
18	JEFF WHITE, E, Texas Tech	248
19	LEN SEARS, T, South Carolina	262
20	JAMES CHANDLER, HB, Benedictine	276

1966

Nov. 27, 1965		<i>Drafted alternately 13th-14th</i>
1	JIM GRABOWSKI, FB, Illinois (from Detroit Lions for Ron Kramer)	9
1b	GALE GILLINGHAM, T, Minnesota	13
2	TOM CICHOWSKI, T, Maryland	30
3a	FRED HERON, T, San Jose State	45
3b	TONY JETER, E, Nebraska (from Cleveland Browns)	46
4	JOHN RODERICK, E, Southern Methodist	62
5	(to Los Angeles Rams)	77
6	(to Washington for Bill Anderson)	94
7	RAY MILLER, DE, Idaho	108
8	KEN McLEAN, E, Texas A&M	124
9	RON RECTOR, HB, Northwestern	138
10	SAM MONTGOMERY, HB, Southern Univ.	154
11	RALPH WENZEL, G, San Diego State	168
12	JIM MANKINS, FB, Florida State	184
13	ED KING, LB, Southern California	198
14	RON HANSON, E, North Dakota State	214
15	GRADY BOLTON, T, Mississippi State	228
16	ROBERT SCHULTZ, DE, Wisconsin-Stevens Point	244
17	DAVE HATHCOCK, DB, Memphis State	258
18	JIM JONES, DE, Nebraska-Omaha	274
19	DAVE MOTON, TE, Southern California	288
20	ED MARAS, E, South Dakota State	304

1967

March 14, 1967		<i>Drafted 25th</i>
1a	BOB HYLAND, C/G, Boston College (from Pittsburgh in Tony Jeter/Lloyd Voss trade)	9
1b	DON HORN, QB, San Diego State	25
2a	DAVE DUNAWAY, WR, Duke (from Los Angeles Rams for Tom Moore)	41
2b	JIM FLANIGAN, LB, Pittsburgh	51
3	JOHN ROWSER, DB, Michigan	78
4	TRAVIS WILLIAMS, RB, Arizona State (from Washington for Ron Rector)	93
4	(to St. Louis Cardinals for third-round pick in 1968)	105
5a	DWIGHT HOOD, DT, Baylor (from Pittsburgh Steelers for Ron Smith)	116
5b	DICK TATE, DB, Utah (from Dallas Cowboys for Hank Gremminger)	130

1967 continued

5c	JAY BACHMAN, C, Cincinnati	132
6	STEW WILLIAMS, FB, Bowling Green	158
7a	BOB ZIOLKOWSKI, T, Iowa	161
	(from New York Giants for Allen Jacobs)	
7b	BILL POWELL, G/LB, Missouri	184
8	CLARENCE MILES, DT, Trinity (Texas)	210
9	HARLAND REED, TE, Mississippi State	236
10	BILL SHEAR, K, Cortland State	262
11	DAVE BENNETT, QB, Springfield	287
12	MIKE BASS, DB, Michigan	314
13	KEITH BROWN, WR, Central Missouri State	340
14	CLAUDIS JAMES, HB, Jackson State	366
15	JAMES SCHNEIDER, DT, Colgate	392
16	FRED CASSIDY, HB, Miami (Fla.)	418
17	JEFF ELIAS, TE, Kansas	444

1968

Jan. 30-31, 1968		Drafted 26th
1a	FRED CARR, LB, Texas-El Paso	5
	(from New Orleans Saints for Jim Taylor)	
1b	BILL LUECK, G, Arizona	26
2	(to Los Angeles Rams in Ben Wilson trade)	53
3a	BILL STEVENS, QB, Texas-El Paso	67
	(from St. Louis Cardinals for Fred Heron)	
3b	DICK HIMES, T, Ohio State	81
4a	BRENDAN MCCARTHY, FB, Boston College	92
	(from Pittsburgh Steelers for Dick Arndt)	
4b	JOHN ROBINSON, WR, Tennessee State	108
5a	STEVE DUICH, T, San Diego State	121
	(from Pittsburgh Steelers for Kent Nix)	
5b	FRANCIS WINKLER, DE, Memphis State	137
6	WALTER CHADWICK, HB, Tennessee	164
7	ANDY BEATH, DB, Duke	191
8	TOM OWENS, G, Missouri-Rolla	218
9	BOB APISA, FB, Michigan State	245
10a	RICHARD CASH, T, Northeast Missouri State	260
	(from New York Giants for Dave Hathcock)	
10b	RON WORTHEN, C, Arkansas State	272
11	GORDON RULE, DB, Dartmouth	299
12	DENNIS PORTER, DT, Northern Michigan	325
13	FRANK GEISELMAN, WR, Rhode Island	353
14	JOHN FARLER, WR, Colorado	380
15	RIDLEY GIBSON, DB, Baylor	407
16	AL GROVES, DT, St. Norbert	434
17	KEN ROTA, HB, North Dakota State	461

1969

Jan. 28-29, 1969		Drafted 12th
1	RICH MOORE, DT, Villanova	12
2	DAVE BRADLEY, T, Penn State	38
3	JOHN SPILIS, WR, Northern Illinois	64
4	PERRY WILLIAMS, FB, Purdue	90
5	BILL HAYHOE, T, Southern California	116
6a	RON JONES, TE, Texas-El Paso	134
	(from Pittsburgh Steelers in Dick Capp trade)	
6b	KEN VINYARD, K, Texas Tech	142
7	LARRY AGAJANIAN, DT, UCLA	168
8	DOUG GOSNELL, DT, Utah State	194
9	DAVE HAMPTON, RB, Wyoming	220
10	BRUCE NELSON, T, North Dakota State	246
11	LEON HARDEN, DB, Texas-El Paso	272
12	TOM BUCKMAN, TE, Texas A&M	298
13	CRAIG KOINZAN, LB, Doane	324
14	RICH VOLTZKE, HB, Minnesota	350
15	DAN ECKSTEIN, S, Presbyterian	376
16	DICK HEWINS, WR, Drake	402
17	JOHN MACK, RB, Central Missouri State	428

1970

Jan. 27-28, 1970		Drafted alternately 16th-15th
1a	MIKE McCOY, DT, Notre Dame	2
	(from Chicago Bears in Elijah Pitts/ Lee Roy Caffey/Bob Hyland trade)	
1b	RICH McGEORGE, TE, Elon	16
2	AL MATTHEWS, CB, Texas A&I	41
3	JIM CARTER, LB, Minnesota	68
4a	KEN ELLIS, WR, Southern Univ.	93
4b	SKIP BUTLER, K, Texas-Arlington	96
	(from Baltimore Colts for Ron Kostelnik)	
5	CECIL PRYOR, DE, Michigan	120
6	ERVIN HUNT, DB, Fresno State	145
7	CLEO WALKER, C, Louisville	172
8	TIM MJOS, RB, North Dakota State	197

9	BOB REINHARD, G, Stanford	224
10a	RUSS MELBY, DT, Weber State	248
10b	FRANK PATRICK, TE, Nebraska	251
	(from Washington for Leo Carroll)	
11	DAN HOOK, LB, Humboldt State	276
12	FRANK FOREMAN, WR, Michigan State	300
13	DAVE SMITH, RB, Utah	328
14	BOB LINTS, G, Eastern Michigan	353
15	MIKE CARTER, WR, Sacramento State	380
16	JIM HEACOCK, S, Muskingum	405
17	LARRY KRAUSE, RB, St. Norbert	432

1971

Jan. 28-29, 1971		Drafted alternately 12th-11th-10th
1	JOHN BROCKINGTON, RB, Ohio State	9
	(from Denver Broncos in draft-day trade)	
1	(to Denver Broncos, along with Don Horn, in draft-day trade)	12
2	(to San Francisco 49ers for Kevin Hardy)	37
2	VIRGIL ROBINSON, RB, Grambling State	46
	(from Los Angeles Rams in Travis Williams trade)	
3	CHARLIE HALL, CB, Pittsburgh	62
4	(to Los Angeles Rams in Travis Williams trade)	90
5	(to San Diego Chargers for Jacque MacKinnon)	115
5a	DONNELL SMITH, DE, Southern Univ.	116
	(from Washington for Tom Brown)	
5b	JIM STILLWAGON, LB, Ohio State	124
	(from L.A. Rams through Washington)	
6	SCOTT HUNTER, QB, Alabama	140
7a	DAVE DAVIS, WR, Tennessee A&I	168
7b	JAMES JOHNSON, WR, Bishop	175
	(from Oakland Raiders)	
8	WIN HEADLEY, C, Wake Forest	193
9	BARRY MAYER, RB, Minnesota	218
10	KEVIN HUNT, T, Doane	246
11	JOHN LANIER, RB/TE, Parsons	271
12	GREG HENDREN, G/C, California	296
13	JACK MARTIN, RB, Angelo State	324
14	LeROY SPEARS, DE, Moorhead State	348
15	LEN GARRETT, TE, New Mexico Highlands	374
16	JACK O'DONNELL, G, Central (Okla.) State	402
17	MONTY JOHNSON, S, Oklahoma	427

1972

Feb. 1-2, 1972		Drafted alternately 7th-8th
1a	WILLIE BUCHANON, CB, San Diego State	7
1b	JERRY TAGGE, QB, Nebraska	11
	(from San Diego Chargers in Kevin Hardy trade)	
2	CHESTER MARCOL, K, Hillsdale	34
3	(to Minnesota Vikings for Zeke Bratkowski)	59
4	ERIC PATTON, LB, Notre Dame	86
5	(to New Orleans Saints for Wimpy Winther)	111
6a	NATE ROSS, CB, Bethune-Cookman	138
6b	DAVE PUREIFORY, LB, Eastern Michigan	142
	(from Chicago Bears for Bob Jeter)	
6c	BOB HUDSON, RB, Northeastern (Okla.) St.	147
	(from L.A. Rams in Travis Williams trade)	
7	BILL BUSHONG, DT, Kentucky	163
8	LELAND GLASS, WR, Oregon	190
9	(to Baltimore Colts for Jim DeLisle)	215
10	KEITH WORTMAN, G, Nebraska	242
11	DAVE BAILEY, WR, Alabama	266
12	MIKE RICH, RB, Florida	294
13	JESSE LAKES, RB, Central Michigan	319
14	LARRY HEFNER, LB, Clemson	346
15	RICH THONE, WR, Arkansas Tech	371
16	CHARLES BURRELL, DT, Arkansas AM&N	398
17	(to San Diego Chargers for Cal Withrow)	423

1973

Jan. 30-31, 1973		Drafted alternately 21st-20th-22nd
1	BARRY SMITH, WR, Florida State	21
	(to Dallas Cowboys for Ike Thomas & Ron Widby)	46
3	TOM MacLEOD, LB, Minnesota	74
4	(to Los Angeles Rams in Tommy Crutcher trade)	99
5	(to Oakland Raiders in Carleton Oats trade)	124
6	TOM TONER, LB, Idaho State	152
7	JOHN MULLER, G/T, Iowa	177
8	HISE AUSTIN, DB/WR, Prairie View	202
9	RICK BROWN, LB, South Carolina	230
10	LARRY ALLEN, S/LB, Illinois	255
11	PHIL ENGLE, G, South Dakota State	280
12	LARRY McCARREN, C, Illinois	308
13	TIM ALDERSON, S, Minnesota	333

14	JIM ANDERSON, DT, Northwestern	358
15	REGGIE ECHOLS, WR, UCLA	386
16	KEITH PRETTY, TE, Western Michigan	411
17	HAROLD SAMPSON, DT, Southern Univ.	436

1974

Jan. 29-30, 1974 *Drafted 12th*

1	BARTY SMITH, RB, Richmond	12
2	(to Miami Dolphins in Jim Del Gaizo trade)	38
3	(to San Diego Chargers in Jim Hill trade)	54
4	(to San Francisco 49ers in Al Randolph trade)	90
5	STEVE ODOM, WR/KR, Utah	116
6a	DON WOODS, RB, New Mexico	134
	(from Chicago Bears for Zeke Bratkowski)	
6b	KEN PAYNE, WR, Langston	142
7	BART PURVIS, T, Maryland	168
8a	MONTE DORIS, LB, Southern California	194
8b	NED GUILLET, S, Boston College	200
	(from Atlanta Falcons through New Orleans Saints)	
9	HAROLD HOLTON, G, Texas-El Paso	220
10	DOUG TROSAK, DT, Michigan	246
11	ERIC TORKELSON, RB, Connecticut	272
12	RANDY WALKER, P, Northwestern (La.) State	298
13	EMANUEL ARMSTRONG, LB, San Jose State	324
14	ANDY NELOMS, DT, Kentucky State	350
15	DAVE WANNSTEDT, T, Pittsburgh	376
16	MARK COONEY, LB, Colorado	402
17	RANDY WOODFIELD, WR, Portland State	428

1975

Jan. 28-29, 1975 *Drafted alternately 9th-10th*

1	(to Los Angeles Rams in John Hadl trade)	9
2	(from Baltimore Colts in Tom McLeod trade, later sent to Los Angeles Rams in John Hadl trade)	28
2	(to Miami Dolphins in Jim Del Gaizo trade)	36
2	BILL BAIN, G, Southern California	47
	(from Washington in Dave Robinson trade)	
3	WILLARD HARRELL, RB, Pacific	58
	(from San Diego Chargers in Bob Brown trade)	
3	(to Los Angeles Rams in John Hadl trade)	61
4	STEVE LUKE, S, Ohio State	88
5	(to Dallas Cowboys in Jack Concannon trade)	113
6	(to Los Angeles Rams in Harry Schuh trade)	140
7	TONY GIAQUINTO, WR, Central Connecticut State	165
8	(to Baltimore Colts in Ted Hendricks trade)	192
9	JAY LYNN HODGIN, RB, South Carolina	217
10	WILLIAM COOKE, DE, Massachusetts	244
11	BOB MARTIN, DE, Washington	269
12	CARLOS BROWN, QB, Pacific	296
13	BOB FUHRMAN, S, Utah State	321
14	STAN BLACKMON, TE, North Texas State	348
15	RANDY ALLEN, WR, Southern Univ.	373
16	BOB McCAFFREY, C, Southern California	400
17	TOM RAY, DB, Central Michigan	425

1976

April 8-9, 1976 *Drafted alternately 8th-11th-10th-9th*

1	(to Los Angeles Rams in John Hadl trade)	8
1	MARK KONCAR, T, Colorado	23
	(from Oakland Raiders for Ted Hendricks)	
2	(to Los Angeles Rams in John Hadl trade)	39
3	(to Pittsburgh Steelers in Bruce Van Dyke trade)	70
3	MIKE McCOY, DB, Colorado	72
	(from Kansas City Chiefs in MacArthur Lane trade)	
4	TOM PERKO, LB, Pittsburgh	101
4	(from Philadelphia Eagles, later sent to Houston Oilers in Lynn Dickey trade)	117
5	AUNDRA THOMPSON, RB, East Texas State	132
6	(to Houston Oilers in Paul Robinson trade)	166
7	(to Cincinnati Bengals in Pat Matson trade)	192
8	JIM BURROW, DB, Nebraska	218
9	JIM GUENO, LB, Tulane	245
10	JESSIE GREEN, WR, Tulsa	274
11	CURTIS LEAK, WR, Johnson C. Smith	301
12	MEL JACKSON, G, Southern California	328
13	BRADLEY BOWMAN, DB, Southern Mississippi	355
14	JOHN HENSON, RB, Cal Poly-San Luis Obispo	386
15	JERRY DANDRIDGE, LB, Memphis State	413
16	MIKE TIMMERMANS, G, Northern Iowa	440
17	RAY HALL, TE, Cal Poly-San Luis Obispo	467

1977

May 3-4, 1977 *Drafted alternately 9th-11th-10th*

1a	MIKE BUTLER, DE, Kansas	9
1b	EZRA JOHNSON, DE, Morris Brown	28
	(from Oakland Raiders in Ted Hendricks trade)	
2	GREG KOCH, T, Arkansas	39
3	(to Houston Oilers in Lynn Dickey trade)	66
3	RICK SCRIBNER, G, Idaho State	74
	(from Denver Broncos in Bill Bain trade)	
4	(to Pittsburgh Steelers in Bob Barber trade)	93
5	NATE SIMPSON, RB, Tennessee State	122
6	TIM MORESCO, DB, Syracuse	149
7a	DERREL GOFORTH, C, Oklahoma State	172
	(from New York Giants in Joe Danelo trade)	
7b	RELL TIPTON, G, Baylor	176
8	DAVID WHITEHURST, QB, Furman	206
9	JOEL MULLINS, T, Arkansas State	233
10	JIM CULBREATH, RB, Oklahoma	260
11	TERRY RANDOLPH, DB, American International	290
12	(to Oakland Raiders in Ollie Smith trade)	317

1978

May 2-3, 1978 *Drafted 6th*

1a	JAMES LOFTON, WR, Stanford	6
1b	JOHN ANDERSON, LB, Michigan	26
	(from Oakland Raiders in Mike McCoy trade)	
2	MIKE HUNT, LB, Minnesota	34
3	ESTUS HOOD, DB, Illinois State	62
4	(forfeited)	
5a	MIKE DOUGLASS, LB, San Diego State	116
5b	WILLIE WILDER, RB, Florida	128
	(from Pittsburgh Steelers in Dave Pureifory trade)	
6	LEOTIS HARRIS, G, Arkansas	144
7	GEORGE PLASKETES, LB, Mississippi	172
8	DENNIS SPROUL, QB, Arizona State	200
9	KEITH MYERS, QB, Utah State	228
10a	LARRY KEY, RB, Florida State	256
10b	MARK TOTTEN, C, Florida	259
	(from New York Giants in 1976 Joe Danelo trade)	
11	TERRY JONES, DT, Alabama	284
12	EASON RAMSON, TE, Washington State	312

1979

May 3-4, 1979 *Drafted alternately 15th-16th*

1	EDDIE LEE IVERY, RB, Georgia Tech	15
2	STEVE ATKINS, RB, Maryland	44
3	CHARLES JOHNSON, DT, Maryland	71
4	(to New York Jets in Carl Barzilauskas trade)	98
5	(to New York Jets in Carl Barzilauskas trade)	125
6	DAVIE SIMMONS, LB, North Carolina	153
7a	HENRY MONROE, DB, Mississippi State	180
7b	RICH WINGO, LB, Alabama	184
	(from San Diego Chargers in Willie Buchanon trade)	
8a	RON CASSIDY, WR, Utah State	193
	(from San Francisco 49ers in Steve Knutson trade)	
8b	RICK PARTRIDGE, P, Utah	208
9	JOHN THOMPSON, TE, Utah State	235
10	FRANK LOCKETT, WR, Nebraska	264
11	MARK THORSON, DB, Ottawa (Kan.)	290
12	BILL MOATS, P, South Dakota	318



James Lofton, Stanford, 1978

1980

April 29-30, 1980 *Drafted alternately 4th-6th-5th*

1a BRUCE CLARK, DT, Penn State 4

1b **GEORGE CUMBY, LB, Oklahoma** 26
(from San Diego Chargers in 1979 Willie Buchanon trade)

2 **MARK LEE, DB, Washington** 34

3 **SYD KITSON, G, Wake Forest** 61

4 **FRED NIXON, WR, Oklahoma** 87
(to Los Angeles Rams in Rick Nuzum trade).....137

6 **KARL SWANKE, T/C, Boston College** 143

7 **BUDDY AYDELETTE, T, Alabama** 169

8 TIF SMITH, S, Oregon State 199

9 KELLY SAALFELD, C, Nebraska 226

10 JAFUS WHITE, S, Texas A&I 253

11 RICKY SKILES, LB, Louisville 283

12 JAMES STEWART, DB, Memphis State 310

1981

April 28-29, 1981 *Drafted alternately 6th-7th*

1 **RICH CAMPBELL, QB, California** 6

2 **GARY LEWIS, TE, Texas-Arlington** 35

3 **RAY STACHOWICZ, P, Michigan State** 62

4 (to Washington in draft-day trade) 90

4 **RICHARD TURNER, DT, Oklahoma** 105
(from Washington in draft-day trade)

5 **BYRON BRAGGS, DT, Alabama** 117
(from Washington in draft-day trade)

5 (to Los Angeles Rams in Mike Wellman trade)132

6 (to New York Giants in Randy Dean trade)145

7 **BILL WHITAKER, DB, Missouri** 172

8 LARRY WERTS, LB, Jackson State 200

9 **TIM HUFFMAN, T, Notre Dame** 227

10 NICKIE HALL, QB, Tulane 255

11 FORREST VALORA, LB, Oklahoma 282

12 **CLIFF LEWIS, LB, Southern Mississippi** 311

1982

April 27-28, 1982 *Drafted alternately 14th-13th-16th-15th*

1 **RON HALLSTROM, G, Iowa** 22

2 (to San Diego Chargers in John Jefferson trade) 40

3 **DEL RODGERS, RB, Utah** 71

4 **ROBERT BROWN, LB, Virginia Tech** 98

5 **MIKE MEADE, FB, Penn State** 126

6 **CHET PARLAVECCHIO, LB, Penn State** 152

7 JOE WHITLEY, DB, Texas-El Paso183

8 THOMAS BOYD, LB, Alabama 210

9 CHARLES RIGGINS, DE, Bethune-Cookman 237

10 **EDDIE GARCIA, K, Southern Methodist** 264

11 JOHN MACAULAY, C, Stanford 294

12 **PHILLIP EPPS, WR, TCU** 321

1983

April 26-27, 1983 *Drafted 20th*

1 **TIM LEWIS, CB, Pittsburgh** 11
(from New Orleans Saints for Bruce Clark)

1 (to San Diego Chargers in John Jefferson trade) 20

2 **DAVE DRECHSLER, G, North Carolina** 48
(to Houston Oilers in Angelo Fields trade)58

4 MIKE MILLER, WR, Tennessee104

5 BRYAN THOMAS, RB, Pittsburgh132

6 **RON SAMS, G, Pittsburgh** 160

7 **JESSIE CLARK, FB, Arkansas** 188

8 CARLTON BRISCOE, DB, McNeese State 216

9 ROBIN HAM, C, West Texas State 243

10a BYRON WILLIAMS, WR, Texas-Arlington 253
(from Houston Oilers in Mark Koncar trade)

10b JIMMY THOMAS, DB, Indiana271

11 **BUCKY SCRIBNER, P, Kansas** 299

12 JOHN HARVEY, DT, Southern California327

1984

May 1-2, 1984 *Drafted alternately 12th-11th-16th-15th-14th-13th*

1 **ALPHONSO CARREKER, DE, Florida State** 12

2 (to San Diego Chargers in John Jefferson trade) 39

3 **DONNIE HUMPHREY, DE, Auburn** 72

4 **JOHN DORSEY, LB, Connecticut** 99

5 TOM FLYNN, S, Pittsburgh 126

6 **RANDY WRIGHT, QB, Wisconsin** 153

7 **DARYLL JONES, DB, Georgia** 181

8 (to Denver Broncos in Greg Boyd trade) 207

9 (to Kansas City Chiefs in Charlie Getty trade) 240

10 **GARY HOFFMAN, T, Santa Clara** 267

11 **MARK CANNON, C, Texas-Arlington** 294

12a **LENNY TAYLOR, WR, Tennessee** 313
(from San Diego Chargers in Derrel Gofourth trade)

12b **MARK EMANS, LB, Bowling Green** 323

1984 USFL SUPPLEMENTAL

June 5, 1984

1 **BUFORD JORDAN, RB, McNeese State (New Orleans Breakers)**12

2 **CHUCK CLANTON, DB, Auburn (Birmingham Stallions)**39

3 **JOHN SULLIVAN, DB, California (Oakland Invaders)** 72

1985

April 30-May 1, 1985 *Drafted alternately 14th-13th-15th*

1 **KEN RUETTIGERS, T, Southern California** 7
(from Buffalo Bills in draft-day trade)

1 (to Buffalo Bills in draft-day trade)14

2 (to Buffalo Bills in draft-day trade) 42

3 **RICH MORAN, C/G, San Diego State** 71

4 **WALTER STANLEY, WR, Mesa State** 98

5 **BRIAN NOBLE, LB, Arizona State** 125

6 **MARK LEWIS, TE, Texas A&M** 155

7a ERIC WILSON, LB, Maryland171
(from Minnesota Vikings in Jan Stenerud trade)

7b **GARY ELLERSON, RB, Wisconsin** 182

8 **KEN STILLIS, S, Wisconsin** 209

9 MORRIS JOHNSON, G, Alabama A&M 239

10 **RONNIE BURGESS, CB, Wake Forest** 266

11 JOE SHIELD, QB, Trinity (Conn.) 294

12 JIM MEYER, P, Arizona State 323

1986

April 29-30, 1986 *Drafted alternately 15th-14th-17th-16th*

1 (to San Diego Chargers in Mossy Cade trade)14

2 **KENNETH DAVIS, RB, TCU** 41

3 **ROBBIE BOSCO, QB, Brigham Young** 72

4a **TIM HARRIS, LB, Memphis State** 84
(from Buffalo Bills in 1985 draft-day trade)

4b DAN KNIGHT, T, San Diego State98

5 **MATT KOART, DE, Southern California** 125

6 **BURNELL DENT, LB, Tulane** 143
(from St. Louis Cardinals in Scott Brunner trade)

6 (to Denver Broncos in Scott Brunner trade)151

7 **ED BERRY, DB, Utah State** 183

8 MICHAEL CLINE, NT, Arkansas State 210

9 **BRENT MOORE, LB, Southern California** 236

10 GARY SPANN, LB, TCU 263

11 (to Cincinnati Bengals in Mike Obravac trade) 294

12 (to Buffalo Bills in Preston Dennard trade) 331

1987

April 28-29, 1987 *Drafted alternately 4th-3rd-5th*

1 **BRENT FULLWOOD, RB, Auburn** 4

2 (to Atlanta Falcons in draft-day trade) 31

2 **JOHNNY HOLLAND, LB, Texas A&M** 41
(from Atlanta Falcons in draft-day trade)

3a DAVE CROSTON, T, Iowa 61

3b **SCOTT STEPHEN, LB, Arizona State** 69
(from Atlanta Falcons in draft-day trade)

3c **FRANKIE NEAL, WR, Fort Hays State** 71
(from Los Angeles Raiders in James Lofton trade)

4 LORENZO FREEMAN, DT, Pittsburgh 89

5 (to San Diego Chargers in 1985 Mossy Cade trade)115

6 WILLIE MARSHALL, WR, Temple145

7a **TONY LEIKER, DT, Stanford** 172

7b BILL SMITH, P, Mississippi 191
(from Cleveland Browns in 1985 John Jefferson trade)

8 **JEFF DROST, DT, Iowa** 198

9 GREGG HARRIS, G, Wake Forest 228

10 **DON MAJKOWSKI, QB, Virginia** 255

11 **PATRICK SCOTT, WR, Grambling State** 282

12 (to Seattle Seahawks in 1986 Dan Ross trade) 312

12 **NORMAN JEFFERSON, DB, Louisiana State** 335
(from New York Giants in Phil McConkey trade)

1988

April 24-25, 1988 *Drafted 7th*

1 **STERLING SHARPE, WR, South Carolina** 7

2 **SHAWN PATTERSON, DE, Arizona State** 34

3 **KEITH WOODSIDE, RB, Texas A&M** 61

4a ROLLIN PUTZIER, NT, Oregon 88
(from Los Angeles Raiders in 1987 James Lofton trade)

4b **CHUCK CECIL, S, Arizona** 89

5 DARELL REED, LB, Oklahoma116

6 **NATE HILL, DE, Auburn** 144

7 **GARY RICHARD, CB, Pittsburgh** 173

1988 continued

8	PATRICK COLLINS, RB, Oklahoma	200
9	NEAL WILKINSON, TE, James Madison	228
10	BUD KEYES, QB, Wisconsin	256
11	(to Seattle Seahawks in 1987 Dave Brown trade)	284
12	SCOTT BOLTON, WR, Auburn	312

1989

April 23-24, 1989 <i>Drafted alternately 2nd-3rd</i>		
1	TONY MANDARICH, T, Michigan State	2
2	(to Cleveland Browns in selection swap and for Herman Fontenot)	31
3a	MATT BROCK, DE, Oregon	58
3b	ANTHONY DILWEG, QB, Duke	74
	(from Cleveland Browns in draft-day trade)	
4	JEFF GRAHAM, QB, Long Beach State	87
	(traded to Washington)	
5	(to Cleveland Browns in draft-day trade)	114
5a	JEFF QUERY, WR, Millikin	124
	(from Washington in draft-day trade)	
5b	VINCE WORKMAN, RB, Ohio State	127
	(from Cleveland Browns in draft-day trade)	
6	CHRIS JACKE, K, Texas-El Paso	142
7	MARK HALL, DE, Southwestern Louisiana	169
8a	THOMAS KING, S, Southwestern Louisiana	198
8b	BRIAN SHULMAN, P, Auburn	206
	(from Washington in draft-day trade)	
9	SCOTT KIRBY, T, Arizona State	225
10	BEN JESSIE, CB, Southwest Texas State	254
11	CEDRIC STALLWORTH, CB, Georgia Tech	281
12	STAN SHIVER, S, Florida State	310

1990

April 22-23, 1990 <i>Drafted alternately 21st-23rd-22nd</i>		
1a	TONY BENNETT, LB, Mississippi	18
	(from Cleveland Browns in 1989 draft-day trade)	
1b	DARRELL THOMPSON, RB, Minnesota	19
2	LEROY BUTLER, DB, Florida State	48
3	BOBBY HOUSTON, LB, North Carolina State	75
4	JACKIE HARRIS, TE, Northeast Louisiana	102
5	CHARLES WILSON, WR, Memphis State	132
6	BYRCE PAUP, LB, Northern Iowa	159
7	LESTER ARCHAMBEAU, DE, Stanford	186
8	ROGER BROWN, CB, Virginia Tech	215
9	KIRK BAUMGARTNER, QB, Wisconsin-Stevens Point	242
10	JEROME MARTIN, S, Western Kentucky	269
11	HARRY JACKSON, FB, St. Cloud State	299
12	KIRK MAGGIO, P, UCLA	325

1991

April 21-22, 1991 <i>Drafted alternately 9th-8th-7th-12th-11th-10th</i>		
1	(to Philadelphia Eagles in 1991 draft-day trade)	8
1	VINNIE CLARK, CB, Ohio State	19
	(from Philadelphia Eagles in draft-day trade)	
2	ESERA TUAOLO, NT, Oregon State	35
3	(to New York Jets in draft-day trade)	63
3a	DON DAVEY, DE, Wisconsin	67
	(from New York Jets in draft-day trade)	
3b	CHUCK WEBB, RB, Tennessee	81
	(from San Francisco 49ers in draft-day trade)	
4	(to San Francisco 49ers in draft-day trade)	95
5	(to Miami Dolphins in draft-day trade)	121
5	(to San Francisco 49ers in draft-day trade)	122
5	JEFF FITE, P, Memphis State	135
	(from Miami Dolphins in draft-day trade)	
6a	WALTER DEAN, RB, Grambling State	149
6b	JOE GARTEN, C/G, Colorado	164
	(from Miami Dolphins in draft-day trade)	
7a	FRANK BLEVINS, LB, Oklahoma	169
	(from Cleveland Browns for Brent Fullwood)	
7b	REGGIE BURNETTE, LB, Houston	176
8	JOHNNY WALKER, WR, Texas	203
9	DEAN WITKOWSKI, LB, North Dakota	229
10	RAPIER PORTER, TE, Arkansas-Pine Bluff	262
11	J.J. WIERENGA, DE, Central Michigan	289
12	LINZY COLLINS, WR, Missouri	316

1992

April 26-27, 1992 <i>Drafted alternately 5th-7th-6th</i>		
1	TERRILL BUCKLEY, CB, Florida State	5
	(from Philadelphia Eagles in 1991 draft-day trade, later traded to Atlanta for Brett Favre; Atlanta then dealt choice to Dallas)	17
2	MARK D'ONOFRIO, LB, Penn State	34

2	(from San Francisco for Tim Harris, later traded back to 49ers for Mike Holmgren)	45
3	ROBERT BROOKS, WR, South Carolina	62
4	(to San Francisco 49ers in draft-day trade)	89
4	EDGAR BENNETT, RB, Florida State	103
	(from San Francisco 49ers in draft-day trade)	
5a	DEXTER McNABB, FB, Florida	119
5b	ORLANDO McKAY, WR, Washington	130
	(from San Francisco 49ers in draft-day trade)	
6	(to Phoenix Cardinals for Tootie Robbins)	146
6	MARK CHMURA, TE, Boston College	157
	(from San Francisco 49ers in draft-day trade)	
7	(to Los Angeles Raiders in draft-day trade)	173
7	CHRIS HOLDER, WR, Tuskegee	190
	(from Los Angeles Raiders in draft-day trade)	
8	(to San Francisco 49ers in draft-day trade)	203
9a	TY DETMER, QB, Brigham Young	230
9b	SHAZZON BRADLEY, NT, Tennessee	240
	(from Los Angeles Raiders in draft-day trade)	
10	ANDREW OBERG, T, North Carolina	257
11	GABE MOKVUAH, LB, American International	287
12	BRETT COLLINS, LB, Washington	314

1993

April 25-26, 1993 <i>Drafted alternately 15th-17th-16th</i>		
1a	WAYNE SIMMONS, LB, Clemson	15
1b	GEORGE TEAGUE, S, Alabama	29
	(from Dallas Cowboys in draft-day trade)	
2	(to Dallas Cowboys in draft-day trade)	46
2	(to Dallas Cowboys in draft-day trade)	54
3	(to Los Angeles Raiders in draft-day trade)	72
3	EARL DOTSON, T, Texas A&I	81
	(from Los Angeles Raiders in draft-day trade)	
4	(to Dallas Cowboys in draft-day trade)	94
4	(to New England Patriots for John Stephens)	99
4	(to Chicago Bears in draft-day trade)	112
5a	MARK BRUNELL, QB, Washington	118
	(from Chicago Bears in draft-day trade)	
5b	JAMES WILLIS, LB, Auburn	119
	(from Tampa Bay Buccaneers for Vince Workman)	
5	(to New York Jets for Ken O'Brien)	129
6a	DOUG EVANS, CB, Louisiana Tech	141
	(from Seattle Seahawks for Dave McCloughan)	
6b	PAUL HUTCHINS, T, Western Michigan	152
	(from Los Angeles Raiders in draft-day trade)	
6c	TIM WATSON, S, Howard	156
7	BOB KUBERSKI, DT, Navy	183
8	(to Dallas Cowboys in draft-day trade)	213

1994

April 24-25, 1994 <i>Drafted alternately 20th-19th-18th-17th-16th</i>		
1	AARON TAYLOR, G, Notre Dame	16
	(from Miami Dolphins in draft-day trade)	
1	(to Miami Dolphins in draft-day trade)	20
2	(to San Francisco 49ers in draft-day trade)	53
3	LeSHON JOHNSON, RB, Northern Illinois	84
	(from San Francisco 49ers in draft-day trade)	
3	(to Miami Dolphins in draft-day trade)	89
4	(to Los Angeles Raiders in draft-day trade)	120
4	GABE WILKINS, DE, Gardner-Webb	126
	(from Los Angeles Raiders in draft-day trade)	
5a	TERRY MICKENS, WR, Florida A&M	146
5b	DORSEY LEVENS, RB, Georgia Tech	149
	(from San Francisco 49ers in draft-day trade)	
6a	JAY KEARNEY, WR, West Virginia	169
	(from Los Angeles Raiders in draft-day trade)	
6b	RUFFIN HAMILTON, LB, Tulane	175
	(from San Francisco 49ers in draft-day trade)	
6c	BILL SCHROEDER, WR, Wisconsin-La Crosse	181
6d	PAUL DUCKWORTH, LB, Connecticut	190
	(from San Francisco 49ers in draft-day trade)	
7	(to Denver Broncos in 1993 Doug Widell trade)	212

1995

April 22-23, 1995 <i>Drafted alternately 22nd-21st-20th-19th-18th-17th</i>		
1	(to Carolina Panthers in draft-day trade)	22
1	CRAIG NEWSOME, CB, Arizona State	32
	(from Carolina Panthers in draft-day trade)	
2	(to Miami Dolphins in Keith Jackson/Mark Ingram trades)	53
3a	DARIUS HOLLAND, DT, Colorado	65
	(from Carolina Panthers in draft-day trade)	
3b	WILLIAM HENDERSON, FB, North Carolina	66
	(from Jacksonville Jaguars in Mark Brunell trade)	

1995 continued

3c BRIAN WILLIAMS, LB, Southern California . . . 73
(from Seattle Seahawks for RFA Corey Harris)
3d (to Cleveland Browns in draft-day trade) 84
3d ANTONIO FREEMAN, WR, Virginia Tech 90
(from Cleveland Browns in draft-day trade)
4 JEFF MILLER, T, Mississippi 117
(to Los Angeles Raiders in Charles Jordan trade) 152
5a JAY BARKER, QB, Alabama 160
(from Cleveland Browns in draft-day trade)
5b TRAVIS JERVEY, RB, The Citadel 170
(from Jacksonville Jaguars in Mark Brunell trade)
6 CHARLIE SIMMONS, WR, Georgia Tech 173
(from Carolina Panthers in draft-day trade)
6 (to Carolina Panthers in draft-day trade) 188
7 ADAM TIMMERMAN, G, South Dakota State 230

1996

April 20-21, 1996	<i>Drafted alternately 27th-26th</i>
1 JOHN MICHELS, T, Southern California 27	
2 DERRICK MAYES, WR, Notre Dame 56	
3a MIKE FLANAGAN, C, UCLA 90	
3b TYRONE WILLIAMS, CB, Nebraska 93	
(free agency compensatory pick)	
4 CHRIS DARKINS, RB, Minnesota 123	
(to Kansas City Chiefs for Lindsay Knapp) 161	
6 (to Philadelphia Eagles for Joe Sims) 197	
6 MARCO RIVERA, G, Penn State 208	
(free agency compensatory pick)	
7a KYLE WACHHOLTZ, QB, Southern California 240	
7b KEITH MCKENZIE, LB, Ball State 252	
(free agency compensatory pick)	

1997

April 19-20, 1997	<i>Drafted 30th</i>
1 ROSS VERBA, T, Iowa 30	
2 DARREN SHARPER, S, William & Mary 60	
3 BRETT CONWAY, K, Penn State 90	
4 JERMAINE SMITH, DT, Georgia 126	
5 ANTHONY HICKS, LB, Arkansas 160	
6 (to Oakland Raiders in draft-day trade) 193	
7a CHRIS MILLER, WR, Southern California 213	
(from Oakland Raiders)	
7b JERALD SOWELL, FB, Tulane 231	
7c RONNIE McCADA, QB, Army 240	
(free agency compensatory pick)	

1998

April 18-19, 1998	<i>Drafted 29th</i>
1 VONNIE HOLLIDAY, DT, North Carolina 19	
(from Miami Dolphins in draft-day trade)	
1 (to Miami Dolphins in draft-day trade) 29	
2 (to Miami Dolphins in draft-day trade) 60	
3 JONATHAN BROWN, DE, Tennessee 90	
4 ROOSEVELT BLACKMON, CB, Morris Brown 121	
5 COREY BRADFORD, WR, Jackson State 150	
(from Kansas City Chiefs for Wayne Simmons)	
5 (to Oakland Raiders in draft-day trade) 152	
6a SCOTT McGARRAHAN, S, New Mexico 156	
(from Oakland Raiders in draft-day trade)	
6 (to Jacksonville Jaguars for Paul Frase) 182	
6b MATT HASSELBECK, QB, Boston College 187	
(free agency compensatory pick)	
7 EDWIN WATSON, RB, Purdue 218	

1998 NFL SUPPLEMENTAL

July 9, 1998	
2 MIKE WAHLE, T, Navy 2	

Dorsey Levens,
Georgia Tech,
1994Donald Driver,
Alcorn State,
1999

1999

April 17-18, 1999	<i>Drafted alternately 25th-26th</i>
1 ANTUAN EDWARDS, CB, Clemson 25	
2 FRED VINSON, CB, Vanderbilt 47	
(from Seattle Seahawks for Mike Holmgren)	
2 (exercised for Mike Wahle in 1998 Supplemental Draft)	
3a MIKE MCKENZIE, CB, Memphis 87	
3b CLETIDUS HUNT, DT, Kentucky State 94	
(free agency compensatory pick)	
4 (to Buffalo Bills for Darick Holmes) 122	
4a AARON BROOKS, QB, Virginia 131	
(free agency compensatory pick)	
4b JOSH BIDWELL, P, Oregon 133	
(free agency compensatory pick)	
5a De'MOND PARKER, RB, Oklahoma 159	
5b CRAIG HEIMBURGER, G, Missouri 163	
(from Oakland Raiders)	
6 (from Oakland Raiders in 1998 draft-day trade, later	
traded back to Oakland) 188	
6a DEE MILLER, WR, Ohio State 196	
6b SCOTT CURRY, T, Montana 203	
(free agency compensatory pick)	
7a CHRIS AKINS, S, Arkansas-Pine Bluff 212	
(from St. Louis Rams for Steve Bono)	
7b DONALD DRIVER, WR, Alcorn State 213	
(from Chicago Bears for Glyn Milburn)	
7 (to Detroit Lions for Glyn Milburn) 232	

2000

April 15-16, 2000	<i>Drafted alternately 14th-13th-12th, 20th-19th-18th-17th</i>
1 BUBBA FRANKS, TE, Miami (Fla.) 14	
2 CHAD CLIFTON, T, Tennessee 44	
3 STEVE WARREN, DT, Nebraska 74	
4a NA'IL DIGGS, LB, Ohio State 98	
(from San Francisco 49ers in draft-day trade)	
4 (from New York Jets for Rick Mirer, later	
traded to San Francisco 49ers) 108	
4b ANTHONY LUCAS, WR, Arkansas 114	
4c GARY BERRY, S, Ohio State 126	
(free agency compensatory pick)	
5 (from San Francisco 49ers for Craig Newsome,	
later traded back to San Francisco 49ers) 132	
5a KABEER GBAJA-BIAMILA, DE, San Diego State 149	
5b JOEY JAMISON, WR/KR, Texas Southern 151	
(from Seattle in Ahman Green/Fred Vinson trade)	
6 (to Seattle in Ahman Green/Fred Vinson trade) 185	
7a MARK TAUSCHER, T, Wisconsin 224	
7b RON MOORE, DT, Northwestern Okla. State 229	
(from Seattle Seahawks for Derrick Mayes)	
7c CHARLES LEE, WR, Central Florida 242	
(free agency compensatory pick)	
7d EUGENE McCASLIN, LB, Florida 249	
(free agency compensatory pick)	
7e RONDELL MEALEY, RB, Louisiana State 252	
(free agency compensatory pick)	

2001

April 21-22, 2001	<i>Drafted alternately 17th-16th-19th-18th</i>
1 JAMAL REYNOLDS, DE, Florida State 10	
(from Seattle Seahawks in Matt Hasselbeck trade)	
1 (to Seattle Seahawks in Matt Hasselbeck trade) 17	
2 ROBERT FERGUSON, WR, Texas A&M 41	
(from San Francisco 49ers in pre-draft trade of picks)	
2 (to San Francisco 49ers in pre-draft trade of picks) 47	
3a BHAWOH JUE, CB, Penn State 71	
(from San Francisco 49ers in pre-draft trade of picks)	
3b TORRANCE MARSHALL, LB, Oklahoma 72	
(from Seattle Seahawks in Matt Hasselbeck trade)	
3 (to San Francisco 49ers in pre-draft trade of picks) 80	
3 (from New Orleans Saints in Aaron Brooks/Lamont Hall/ K.D. Williams trade, later sent to San Francisco 49ers	
in pre-draft trade of picks) 82	
4 BILL FERRARIO, G, Wisconsin 105	
(from San Francisco 49ers in pre-draft trade of picks)	
4 (to Denver Broncos for Nate Wayne) 113	
4 (to Philadelphia Eagles for Allen Rossum) 147	
6 (to San Francisco 49ers in pre-draft trade of picks) 179	
6 DAVID MARTIN, TE, Tennessee 198	
(free agency compensatory pick)	
7 (to Denver Broncos for David Bowens) 219	
7 (from St. Louis Rams in 1999 Mike Morton trade,	
later sent to San Francisco 49ers in pre-draft	
trade of picks) 222	

2002

April 20-21, 2002		<i>Drafted alternately 28th-27th</i>
1	JAVON WALKER, WR, Florida State	20
	(from Seattle Seahawks in draft-day trade)	
1	(to Seattle Seahawks in draft-day trade)	28
2	(to Seattle Seahawks in draft-day trade)	60
3	MARQUES ANDERSON, S, UCLA	92
4	(to New England in Terry Glenn trade)	126
4	NAJEH DAVENPORT, FB, Miami (Fla.)	135
	(free agency compensatory pick)	
5a	AARON KAMPMAN, DL, Iowa	156
	(from Seattle Seahawks in draft-day trade)	
5b	CRAIG NALL, QB, Northwestern (La.) State	164
6	MIKE HOUGHTON, G/T, San Diego State	200
7	(to Tennessee Titans for Rod Walker)	240

2003

April 26-27, 2003		<i>Drafted alternately 29th-30th</i>
1	NICK BARNETT, LB, Oregon State	29
2	(to Philadelphia Eagles in Al Harris trade)	62
3	KENNY PETERSON, DT, Ohio State	79
	(from Buffalo Bills in draft-day trade)	
3	(to Buffalo Bills in draft-day trade)	94
4	(to Buffalo Bills in draft-day trade)	127
	(originally obtained in Al Harris trade)	
4	(to New England Patriots in Terry Glenn trade)	128
5a	JAMES LEE, DT, Oregon State	147
	(from Seattle Seahawks in draft-day trade)	
5b	(to Seattle Seahawks in draft-day trade)	165
5b	HUNTER HILLENMEYER, LB, Vanderbilt	166
	(from Philadelphia Eagles in draft-day trade)	
6	(to Philadelphia Eagles in draft-day trade)	185
	(from Washington for RFA Matt Bowen)	
6	(to Seattle Seahawks in draft-day trade)	203
6	BRENNAN CURTIN, T, Notre Dame	212
	(free agency compensatory pick)	
7	(to Philadelphia Eagles in draft-day trade)	244
7a	CHRIS JOHNSON, CB, Louisville	245
	(from Philadelphia Eagles for 2004 sixth-round pick)	
7b	DeANDREW RUBIN, WR/KR, South Florida	253
	(free agency compensatory pick)	
7c	CARL FORD, WR, Toledo	256
	(free agency compensatory pick)	
7d	STEVE JOSUE, LB, Carson-Newman	257
	(free agency compensatory pick)	

2004

April 24-25, 2004		<i>Drafted alternately 25th-24th-23rd-22nd-21st-20th</i>
1	AHMAD CARROLL, CB, Arkansas	25
2	(to Jacksonville Jaguars in draft-day trade)	55
3a	JOEY THOMAS, CB, Montana State	70
	(from Jacksonville Jaguars in draft-day trade)	
3b	DONNELL WASHINGTON, DT, Clemson	72
	(from Jacksonville Jaguars in draft-day trade)	
3	(to Jacksonville Jaguars in draft-day trade)	86
3c	B.J. SANDER, P, Ohio State	87
	(from Miami Dolphins in draft-day trade)	
4	(to Miami Dolphins in draft-day trade)	102
	(originally obtained from Jacksonville Jaguars)	
4	(to Jacksonville Jaguars in draft-day trade)	118
5	(to Miami Dolphins in draft-day trade)	153
6	COREY WILLIAMS, DT, Arkansas State	179
	(from San Francisco 49ers in draft-day trade)	
6	(to Philadelphia Eagles in 2003 draft-day trade)	185
6	(to San Francisco 49ers in draft-day trade)	188
	(originally obtained from Dallas in 2003 for Terry Glenn)	
7	(to San Francisco 49ers in draft-day trade)	226
7	SCOTT WELLS, C, Tennessee	251
	(free agency compensatory pick)	

2005

April 23-24, 2005		<i>Drafted alternately 24th-26th-25th</i>
1	AARON RODGERS, QB, California	24
2a	NICK COLLINS, S/CB, Bethune-Cookman	51
	(from New Orleans Saints in Mike McKenzie trade)	
2b	TERRENCE MURPHY, WR/KR, Texas A&M	58
3	(to Carolina Panthers in draft-day trade)	89
4a	MARVIEL UNDERWOOD, S, San Diego State	115
	(from Carolina Panthers in draft-day trade)	
4b	BRADY POPPINGA, LB, Brigham Young	125
4	(to Philadelphia Eagles in draft-day trade)	126
	(originally obtained from Carolina in draft-day trade)	
5a	JUNIUS COSTON, C, North Carolina A&T	143
	(from Oakland Raiders for Marques Anderson)	

5	(to Kansas City Chiefs for R-Kal Truluck)	152
5b	MIKE HAWKINS, CB, Oklahoma	167
	(from Philadelphia Eagles in draft-day trade)	
6	(to New England Patriots in draft-day trade)	175
	(originally obtained from Philadelphia in draft-day trade)	
6a	MICHAEL MONTGOMERY, DE, Texas A&M	180
	(from Oakland Raiders for Marques Anderson)	
6b	CRAIG BRAGG, WR, UCLA	195
	(from New England Patriots in draft-day trade)	
6	(to Kansas City Chiefs for R-Kal Truluck)	199
7	(to Kansas City Chiefs in 2003 Derek Combs trade)	238
7a	KURT CAMPBELL, LB, Albany	245
	(from Philadelphia Eagles in draft-day trade)	
7b	WILLIAM WHITTICKER, G, Michigan State	246
	(from New England Patriots in draft-day trade)	

2006

April 29-30, 2006		<i>Drafted alternately 5th-4th-3rd-7th-6th</i>
1	A.J. HAWK, LB, Ohio State	5
2	(to New England Patriots in draft-day trade)	36
2	(from Denver for WR Javon Walker in draft-day trade;	
	choice subsequently traded to Atlanta Falcons)	37
2a	DARYN COLLEDGE, T/G, Boise State	47
	(from Atlanta Falcons in draft-day trade)	
2b	GREG JENNINGS, WR, Western Michigan	52
	(from New England Patriots in draft-day trade)	
3a	ABDUL HODGE, LB, Iowa	67
3b	JASON SPITZ, G/C, Louisville	75
	(from New England Patriots in draft-day trade)	
3	(to St. Louis Rams in draft-day trade)	93
	(pick originally obtained from Atlanta Falcons	
	in draft-day trade)	
4a	CORY RODGERS, WR/KR, TCU	104
4	(to Philadelphia Eagles in draft-day trade)	109
	(pick originally obtained from St. Louis Rams)	
4b	WILL BLACKMON, CB, Boston College	115
	(from Philadelphia Eagles in draft-day trade)	
5	(to Atlanta Falcons in draft-day trade)	139
5a	INGLE MARTIN, QB, Furman	148
	(from Atlanta Falcons in draft-day trade)	
5b	TONY MOLL, T, Nevada	165
	(free agency compensatory pick)	
6	(to New Orleans in 2004 Mike McKenzie trade)	174
6a	JOHNNY JOLLY, DT, Texas A&M	183
	(from St. Louis Rams in draft-day trade)	
6b	TYRONE CULVER, S, Fresno State	185
	(from Philadelphia Eagles in draft-day trade)	
7	(to Miami Dolphins in 2004 Brad Bedell trade)	212
7	DAVE TOLLEFSON, DE, Northwest Missouri State	253
	(free agency compensatory pick)	

2007

April 28-29, 2007		<i>Drafted alternately 16th-15th-14th-13th-20th-19th-18th</i>
1	JUSTIN HARRELL, DT, Tennessee	16
2	(to N.Y. Jets in draft-day trade)	47
2	BRANDON JACKSON, RB, Nebraska	63
	(from N.Y. Jets in draft-day trade)	
3a	JAMES JONES, WR, San Jose State	78
3b	AARON ROUSE, SS, Virginia Tech	89
	(from N.Y. Jets in draft-day trade)	
4	(to Pittsburgh in draft-day trade)	112
4	ALLEN BARBRE, T/G, Missouri Southern St.	119
	(from Pittsburgh Steelers in draft-day trade)	
5	DAVID CLOWNEY, WR, Virginia Tech	157
6a	KOREY HALL, FB, Boise State	191
	(from N.Y. Jets in draft-day trade)	
6b	DESMOND BISHOP, LB, California	192
	(from Pittsburgh Steelers in draft-day trade)	
6c	MASON CROSBY, K, Colorado	193



Aaron Rodgers,
California,
2005

ALL-TIME PACKERS DRAFTS

COMMUNITY

ADMIN. & COACHES

VETERANS

DRAFT & FREE AGENTS

2020 REVIEW

ALL-TIME DRAFTS

LAMBEAU FIELD

MISC.

2007 continued

7a	DeSHAWN WYNN, RB, Florida	228
7	(to N.Y. Jets in draft-day trade)	235
	(originally obtained in Steve Morley trade)	
7b	CLARK HARRIS, TE, Rutgers	243
	(free agency compensatory pick)	

2008

April 26-27, 2008		<i>Drafted alternately 30th-29th-28th</i>
1	(to N.Y. Jets in draft-day trade)	30
2a	JORDY NELSON, WR, Kansas State	36
	(from N.Y. Jets in draft-day trade)	
2b	BRIAN BROHM, QB, Louisville	56
	(from Cleveland Browns for Corey Williams)	
2c	PAT LEE, CB, Auburn	60
3	JERMICHAEL FINLEY, TE, Texas	91
4a	JEREMY THOMPSON, DE, Wake Forest	102
	(from N.Y. Jets in draft-day trade)	
4	(to N.Y. Jets in draft-day trade)	113
4	(to St. Louis Rams in draft-day trade)	128
4b	JOSH SITTON, G, Central Florida	135
	(free agency compensatory pick)	
5	(to Minnesota Vikings in draft-day trade)	137
5	BRENO GIACOMINI, T, Louisville	150
	(from Minnesota Vikings in draft-day trade)	
5	(to N.Y. Jets in draft-day trade)	162
6	(to N.Y. Giants for Ryan Grant)	194
7a	MATT FLYNN, QB, Louisiana State	209
	(from Minnesota Vikings in draft-day trade)	
7b	BRETT SWAIN, WR, San Diego State	217
	(from St. Louis Rams in draft-day trade)	
7	(to New Orleans Saints for 2009 sixth-round choice)	237

2009

April 25-26, 2009		<i>Drafted 9th</i>
1a	B.J. RAJI, NT, Boston College	9
1b	CLAY MATTHEWS, LB, Southern California	26
	(from New England Patriots in draft-day trade)	
2	(to New England Patriots in draft-day trade)	41
3	(to New England Patriots in draft-day trade)	73
3	(to New England Patriots in draft-day trade)	83
	(pick originally obtained from N.Y. Jets for Brett Favre)	
4	T.J. LANG, G/T, Eastern Michigan	109
5a	QUINN JOHNSON, FB, Louisiana State	145
5b	JAMON MEREDITH, T, South Carolina	162
	(from New England Patriots in draft-day trade)	
6a	JARIUS WYNN, DE, Georgia	182
	(from New Orleans Saints in 2008 draft-day trade)	
6b	BRANDON UNDERWOOD, CB, Cincinnati	187
7	BRAD JONES, LB, Colorado	218

2010

April 22-24, 2010		<i>Drafted 23rd</i>
1	BRYAN BULAGA, T, Iowa	23
2	MIKE NEAL, DE, Purdue	56
3	MORGAN BURNETT, S, Georgia Tech	71
	(from Philadelphia Eagles in draft-day trade)	
3	(to Philadelphia Eagles in draft-day trade)	86
4	(to Philadelphia Eagles in draft-day trade)	122
5a	ANDREW QUARLESS, TE, Penn State	154
5b	MARSHALL NEWHOUSE, T/G, TCU	169
	(free agency compensatory pick)	
6	JAMES STARKS, RB, Buffalo	193
7	C.J. WILSON, DE, East Carolina	230

2011

April 28-30, 2011		<i>Drafted 32nd</i>
1	DEREK SHERROD, T, Mississippi State	32
2	RANDALL COBB, WR, Kentucky	64
3	ALEX GREEN, RB, Hawai'i	96
4	(to Denver Broncos in draft-day trade)	129
4	DAVON HOUSE, CB, New Mexico State	131
	(free agency compensatory pick)	
5	D.J. WILLIAMS, TE, Arkansas	141
	(from Denver Broncos in draft-day trade)	
5	(to San Francisco 49ers in draft-day trade)	163
6	(to Miami Dolphins in draft-day trade)	174
	(pick originally obtained from San Francisco 49ers in draft-day trade)	
6a	CALEB SCHLAUDERFAFF, G, Utah	179
	(from Miami Dolphins in draft-day trade)	
6b	D.J. SMITH, LB, Appalachian State	186
	(from Denver Broncos in draft-day trade)	
6c	RICKY ELMORE, LB, Arizona	197

7	(to Denver Broncos in draft-day trade)	204
	(pick originally obtained from Carolina Panthers)	
7a	RYAN TAYLOR, TE, North Carolina	218
	(from Miami Dolphins in draft-day trade)	
7	(to Miami Dolphins in draft-day trade)	231
	(pick originally obtained from San Francisco 49ers in draft-day trade)	
7b	LAWRENCE GUY, DE, Arizona State	233

2012

April 26-28, 2012		<i>Drafted 28th</i>
1	NICK PERRY, LB, Southern California	28
2a	JEREL WORTHY, DE, Michigan State	51
	(from Philadelphia Eagles in draft-day trade)	
2	(to Philadelphia Eagles in draft-day trade)	59
2b	CASEY HAYWARD, CB, Vanderbilt	62
	(from New England Patriots in draft-day trade)	
3	(to New England Patriots in draft-day trade)	90
4	(to Philadelphia Eagles in draft-day trade)	123
4a	MIKE DANIELS, DT, Iowa	132
	(free agency compensatory pick)	
4b	JERRON MCMILLIAN, S, Maine	133
	(free agency compensatory pick)	
5	TERRELL MANNING, LB, North Carolina State	163
	(originally sent to New England Patriots in draft-day trade)	
	(reacquired through New England in draft-day trade)	
6	(to New England Patriots in draft-day trade)	197
7	(to New England Patriots in draft-day trade)	224
	(pick originally obtained as conditional choice from N.Y. Jets for G Caleb Schlauderaff)	
7	(to New England Patriots in draft-day trade)	235
7a	ANDREW DATKO, T, Florida State	241
	(free agency compensatory pick)	
7b	B.J. COLEMAN, QB, Tennessee-Chattanooga	243
	(free agency compensatory pick)	

2013

April 25-27, 2013		<i>Drafted alternately 26th-25th</i>
1	DATONE JONES, DE, UCLA	26
2	(to San Francisco 49ers in draft-day trade)	55
2	EDDIE LACY, RB, Alabama	61
	(from San Francisco 49ers in draft-day trade)	
3	(to San Francisco 49ers in draft-day trade)	88
3	(to Miami Dolphins in draft-day trade)	93
	(pick originally obtained from San Francisco 49ers in draft-day trade)	
4a	DAVID BAKHTIARI, T, Colorado	109
	(from Miami Dolphins in draft-day trade)	
4b	JC TRETTER, T, Cornell	122
4c	JOHNATHAN FRANKLIN, RB, UCLA	125
	(from Denver Broncos in draft-day trade)	
5	(to Denver Broncos in draft-day trade)	146
	(pick originally obtained from Miami Dolphins in draft-day trade)	
5a	MICAH HYDE, CB, Iowa	159
5b	JOSH BOYD, DE, Mississippi State	167
	(free agency compensatory pick)	
6	(to Denver Broncos in draft-day trade)	173
	(pick originally obtained from San Francisco 49ers in draft-day trade)	
6	NATE PALMER, LB, Illinois State	193
7a	CHARLES JOHNSON, WR, Grand Valley State	216
	(from San Francisco 49ers in draft-day trade)	
7b	KEVIN DORSEY, WR, Maryland	224
	(from Miami Dolphins in draft-day trade)	
7c	SAM BARRINGTON, LB, South Florida	232

2014

May 8-10, 2014		<i>Drafted 21st</i>
1	HA HA CLINTON-DIX, S, Alabama	21
2	DAVANTE ADAMS, WR, Fresno State	53
3a	KHYRI THORNTON, DE, Southern Mississippi	85
3b	RICHARD RODGERS, TE, California	98
	(free agency compensatory pick)	
4	CARL BRADFORD, LB, Arizona State	121
5a	COREY LINSLEY, C, Ohio State	161
5b	JARED ABBREDEIRIS, WR, Wisconsin	176
	(free agency compensatory pick)	
6	DEMETRI GOODSON, CB, Baylor	197
7	JEFF JANIS, WR, Saginaw Valley State	236

2015

April 30-May 2, 2015 *Drafted 30th*

1 **DAMARIOUS RANDALL, CB, Arizona State** . . . 30

2 **QUINTEN ROLLINS, CB, Miami (Ohio)** 62

3 **TY MONTGOMERY, WR, Stanford** 94

4 **JAKE RYAN, LB, Michigan** 129

5 **BRETT HUNDLEY, QB, UCLA** 147
(from New England Patriots in draft-day trade)

5 (to New England Patriots in draft-day trade) 166

6a **AARON RIPKOWSKI, FB, Oklahoma** 206

6b **CHRISTIAN RINGO, DT, Louisiana-Lafayette** 210
(free agency compensatory pick)

6c **KENNARD BACKMAN, TE, Alabama-Birmingham** . . 213
(free agency compensatory pick)

7 (to New England Patriots in draft-day trade) 247

2016

April 28-30, 2016 *Drafted 27th*

1 **KENNY CLARK, DT, UCLA** 27

2 **JASON SPRIGGS, T, Indiana** 48
(from Indianapolis Colts in draft-day trade)

2 (to Indianapolis Colts in draft-day trade) 57

3 **KYLER FACKRELL, LB, Utah State** 88
(to Indianapolis Colts in draft-day trade) 125

4a **BLAKE MARTINEZ, LB, Stanford** 131
(free agency compensatory pick)

4b **DEAN LOWRY, DE, Northwestern** 137
(free agency compensatory pick)

5 **TREVOR DAVIS, WR, California** 163

6 **KYLE MURPHY, T, Stanford** 200

7 (to Indianapolis Colts in draft-day trade) 248

2017

April 27-29, 2017 *Drafted 29th*

1 (to Cleveland Browns in draft-day trade) 29

2a **KEVIN KING, CB, Washington** 33
(from Cleveland Browns in draft-day trade)

2b **JOSH JONES, S, North Carolina State** 61

3 **MONTRAVIUS ADAMS, DT, Auburn** 93

4a **VINCE BIEGEL, LB, Wisconsin** 108
(from Cleveland Browns in draft-day trade)

4b **JAMAAL WILLIAMS, RB, Brigham Young** 134

5a **DeANGELO YANCEY, WR, Purdue** 175
(from Denver Broncos in draft-day trade)

5b **AARON JONES, RB, Texas-El Paso** 182
(free agency compensatory pick)

6 **KOFI AMICHIA, G, South Florida** 212

7a **DEVANTE MAYS, RB, Utah State** 238
(from Denver Broncos in draft-day trade)

7b **MALACHI DUPRE, WR, Louisiana State** 247

2018

April 26-28, 2018 *Drafted 14th*

1 (to New Orleans in draft-day trade) 14

1 **JAIRE ALEXANDER, CB, Louisville** 18
(from Seattle Seahawks in draft-day trade)

1 (to Seattle Seahawks in draft-day trade) 27
(pick originally obtained from New Orleans Saints in draft-day trade)

2 **JOSH JACKSON, CB, Iowa** 45

3 (to Seattle Seahawks in draft-day trade) 76

3 **OREN BURKS, LB, Vanderbilt** 88
(from Carolina Panthers in draft-day trade)

4 (to Carolina Panthers in draft-day trade) 101
(pick originally obtained from Cleveland Browns in pre-draft trade)

4 (to Cleveland Browns in pre-draft trade) 114

4 **J'MON MOORE, WR, Missouri** 133
(free agency compensatory pick)

5a **COLE MADISON, G, Washington State** 138
(from Cleveland Browns in pre-draft trade)

5 (to Carolina Panthers in draft-day trade) 147
(pick originally obtained from New Orleans Saints in draft-day trade)

5 (to Cleveland Browns in pre-draft trade) 150

5b **JK SCOTT, P, Alabama** 172
(free agency compensatory pick)

5c **MARQUEZ VALDES-SCANTLING, WR, South Florida** . 174
(free agency compensatory pick)

6 (to Seattle Seahawks in draft-day trade) 186

6 **EQUANIMEOUS ST. BROWN, WR, Notre Dame** . . 207
(free agency compensatory pick)

7a **JAMES LOONEY, DL, California** 232

7b **HUNTER BRADLEY, LS, Mississippi State** . . 239
(from Buffalo Bills in 2016 Lendentee McCray trade)

7c **KENDALL DONNERSON, LB, Southeast Missouri** . . . 248
(from Seattle Seahawks in draft-day trade)

2019

April 25-27, 2019 *Drafted 12th*

1a **RASHAN GARY, LB, Michigan** 12

1b **DARNELL SAVAGE, S, Maryland** 21
(from Seattle Seahawks in draft-day trade)

1 (to Seattle Seahawks in draft-day trade) 30
(pick originally obtained from New Orleans Saints in 2018 draft-day trade)

2 **ELGTON JENKINS, G, Mississippi State** 44

3 **JACE STERNBERGER, TE, Texas A&M** 75

4 (to Seattle Seahawks in draft-day trade) 114

4 (to Seattle Seahawks in draft-day trade) 118
(pick originally obtained from Washington for Ha Ha Clinton-Dix)

5 **KINGSLEY KEKE, DL, Texas A&M** 150

6a **KA'DAR HOLLMAN, CB, Toledo** 185

6b **DEXTER WILLIAMS, RB, Notre Dame** 194
(from Seattle Seahawks for Brett Hundley)

7 **TY SUMMERS, LB, TCU** 226

2020

April 23-25, 2020 *Drafted 30th*

1 **JORDAN LOVE, QB, Utah State** 26
(from Miami Dolphins in draft-day trade)

1 (to Miami Dolphins in draft-day trade) 30

2 **AJ DILLON, RB, Boston College** 62

3 **JOSIAH DEGUARA, TE, Cincinnati** 94

4 (to Miami Dolphins in draft-day trade) 136

5 **KAMAL MARTIN, LB, Minnesota** 175

6a **JON RUNYAN, G, Michigan** 192
(from Las Vegas Raiders for Trevor Davis)

6b **JAKE HANSON, C, Oregon** 208
(from Tennessee Titans for Reggie Gilbert)

6c **SIMON STEPANIAK, G, Indiana** 209

7a **VERNON SCOTT, S, TCU** 236
(from Cleveland Browns in Justin McCray trade)

7b **JONATHAN GARVIN, LB, Miami** 242
(from Baltimore Ravens for Ty Montgomery)

7 (to Cleveland Browns in Justin McCray trade) 244

2021

April 29-May 1, 2021 *Drafted 29th*

1 **ERIC STOKES, CB, Georgia** 29

2 **JOSH MYERS, C/G, Ohio State** 62

3 **AMARI RODGERS, WR, Clemson** 85
(from Tennessee Titans in draft-day trade)

3 (to Tennessee Titans in draft-day trade) 92

4 (to Tennessee Titans in draft-day trade) 135

4 **ROYCE NEWMAN, T/G, Mississippi** 142
(free agency compensatory pick)

5a **T.J. SLATON, DL, Florida** 173

5b **SHEMAR JEAN-CHARLES, CB, Appalachian State** . . 178
(free agency compensatory pick)

6a **COLE VAN LANEN, T/G, Wisconsin** 214

6b **ISAIAH McDUFFIE, LB, Boston College** 220
(free agency compensatory pick)

7 **KYLIN HILL, RB, Mississippi State** 256



Jaire Alexander,
Louisville,
2018

ALL-TIME PACKERS DRAFTS

COMMUNITY

ADMIN. & COACHES

VETERANS

DRAFT & FREE AGENTS

2020 REVIEW

ALL-TIME DRAFTS

LAMBEAU FIELD

MISC.

PRACTICE SQUAD, 1989-2020

In 1989, the NFL created a five-player developmental squad. The league changed the name to practice squad in 1990. Players can leave a practice squad for another team only if they join the 53-man roster of another NFL club. In 2004, the NFL expanded the squad from five to eight players, and again in 2014 from eight to 10 players. For the 2020 season, teams were allowed to carry up to 16 players on the practice squad. The 445 players who've spent time on Green Bay's developmental/practice squad:

Abderederis, Jared (WR), Wisconsin	2015	Clark, D.J. (CB), Idaho State	2009
Abrams, Joshua (CB), Ohio	2008	Clark, Michael (WR), Marshall	2017
Adams, Aaron (T), Eastern Kentucky	2013	Clavelle, Shannon (DE), Colorado	1995
Addisson, James (TE), South Carolina	2007	Clowney, David (WR), Virginia Tech	2007
Aeilts, Rick (TE), Southeast Missouri State	1989	Cole, Colin (DT), Iowa	2004
Aiyewa, Victor (LB), Washington	2013	Coleman, B.J. (QB), Tennessee-Chattanooga	2012
Akins, Chris (S), Arkansas-Pine Bluff	1999	Coleman, Lavan (RB), Washington	2018
Albright, Ethan (T), North Carolina	1994	Collins, Brett (LB), Washington	1992
Alcorn, Zac (TE), Black Hills State	2006	Collins, Bryan (G), Southern Methodist	2013
Alford, Darnell (T), Boston College	2002	Conway, Cody (T), Syracuse	2019
Allard, Shea (T/G), Delaware	2012	Cooper, George (FB), Ohio State	1989
Allen, Jake (WR), Mississippi College	2008-09	Cotton, Eric (DL), Stanford	2018
Allen, Josh (G), Louisiana-Monroe	2014	Coutain, Kenny (WR), Memphis	2000
Allison, Geronimo (WR), Illinois	2016	Cox, Kennard (CB), Pittsburgh	2008
Amichia, Kofi (G), South Florida	2017	Coyle, Anthony (G), Fordham	2018
Anderson, Lyonel (TE), Kansas	2005	Crabtree, Tom (TE), Miami (Ohio)	2009
Anderson, Ronnie (WR), Allegheny	1997	Crawford, Lionell (WR), Wisconsin	1993
Annen, Blake (TE), Cincinnati	2015	Crockett, Damarea (RB), Missouri	2019
Ariguzo, Ike (TE), Eastern Kentucky	2014	Crockett, John (RB), North Dakota State	2015
Armstrong, Calvin (T), Washington State	2006	Crume, Eric (DT), Syracuse	2015
Artmore, Rodney (S), Baylor	1998	Cullinane, Gene (C/G), Washburn	1991
Austin, Randy (TE), UCLA	1991	Curry, Donté (LB), Morris Brown	2001
Avery, Steve (FB), Northern Michigan	1990	Curry, Julius (S), Michigan	2004
Banjo, Chris (S), Southern Methodist	2014	Dafney, Dominique (TE), Indiana State	2020
Barrie, Sebastian (DE), Liberty	1992	Daniel, Robertson (CB), Brigham Young	2015-16
Bass, Anthony (CB), Bethune-Cookman	1998	Daniels, Stanley (G), Washington	2009
Bass, Robert (LB), Miami (Fla.)	1995	Datko, Andrew (T), Florida State	2012
Battles, Adrian (G), Minnesota State	2010	Davis, Austin (C), Duke	2018
Baxter, Keith (CB), Marshall	2016	de Beer, Gerhard (T), Arizona	2018
Baylis, Evan (TE), Oregon	2018-19	Dean, Walter (FB), Grambling	1991
Beauford, Terry (G), Florida A&M	1992-93	Dendy, Patrick (CB), Rice	2005-06
Begelton, Reggie (WR), Lamar	2020	Dennard, Antonio (CB), Langston	2013
Bell, Dalton (QB), West Texas A&M	2007	Diedrick, Dahrnan (RB), Nebraska	2003
Bell, Tyrone (CB), North Alabama	1999	Dittman, Seth (T), Stanford	1995
Bigby, Atari (S), Central Florida	2005-06	Dixon, Jimmy (FB), Georgia Tech	2005
Bjork, Carl-Johan (LB), Sweden	2007	Dominguez, Ray (G), Arkansas	2011
Black, Henry (S), Baylor	2020	Donald, Tony (LB/TE), Western State (Colo.)	2003
Blair, Michael (FB), Ball State	1998	Donnerson, Kendall (LB), Southeast Missouri	2018
Bledsoe, Fred (DT), Arkansas	2008	Dorsey, Kevin (WR), Maryland	2014
Borel, Diondre (WR), Utah State	2011-12	Dunn, Reggie (WR), Utah	2013
Borgognone, Dirk (K), Pacific	1995	Ealy, Biren (WR), Houston	2009
Bostick, Brandon (TE), Newberry	2012	Eby, Andy (C), Kansas State	2002
Bouagnon, Joel (RB), Northern Illinois	2018	Emodi, Ike (LB), East Carolina	2004
Bowles, Scott (G), North Texas State	1992	Emto, Kabion (CB), Colorado	2019
Braden, Ben (G), Michigan	2019-20	Evans, Jerod (QB), Virginia Tech	2017
Bradford, Carl (LB), Arizona State	2015-16	Evans, Jerry (TE), Toledo	1991
Bragg, Craig (WR), UCLA	2005	Evans, Marwin (S), Utah State	2018
Branch, Bruce (CB), Penn State	2002	Evans, Scott (DE), Oklahoma	1991
Brewster, Carlton (WR), Ferris State	2006	Fabiano, Anthony (C), Harvard	2020
Bridewell, Jeff (QB), California-Davis	1991	Fagan, Tommy (DE), Northeast Louisiana	1994-95
Bristol, Mark (T), Mansfield	2001	Fanor, Jean (S), Bethune-Cookman	2014
Brohm, Brian (QB), Louisville	2009	Farris, Kris (T), UCLA	2002
Brooks, Durant (P), Georgia Tech	2008	Fenaroli, Paul (C/G), Stony Brook	2011
Brown, Donatello (CB), Valdosta State	2017	Fields, Jeff (DT), Arkansas State	1995
Brown, Tony (CB), Alabama	2018	Flesher, Tom (DE), Weber State	1989
Burks, Brandon (RB), Troy	2016	Flores, Jacob (C), Dartmouth	2016
Burnette, Reggie (LB), Houston	1991	Fogle, Anthony (CB), Oklahoma	1997
Burris, Henry (QB), Temple	2001	Fonntenot, Therrian (CB), Fresno State	2005
Butler, Vince (WR), Northwestern Oklahoma State	2005	Ford, Trevor (CB), Troy	2009
Byrd, Emanuel (TE), Marshall	2017	Foster, Robert (WR), Alabama	2020
Cajuste, Devon (TE), Stanford	2016	Francies, Chris (WR), Texas-El Paso	2006-07
Callahan, Joe (QB), Wesley	2016-17	Francois, Robert (LB), Boston College	2009-10
Campbell, Chris (T), Eastern Illinois	2010-11	Franz, Todd (S), Tulsa	2002
Campbell, William (DT), Michigan	2015	Gabbarid, Steve (T), Florida State	1991
Campion, Pete (T/G), North Dakota State	2002	Gado, Samkon (RB), Liberty	2005
Carlyle, Calvin (CB), Oregon State	2003	Galeai, Tipa (LB), Utah State	2020
Carson, Tra (RB), Texas A&M	2018-19	Gall, Chris (FB), Indiana	2015
Carter, Bernard (LB), East Carolina	1994	Gaston, Bruce (DT), Purdue	2001
Carthon, Ran (RB), Florida	2005	Gavazza, Jason (TE), Kent	2000
Carvalho, Brennen (C), Portland State	2008	Gbaja-Biamila, Kabeer (DE), San Diego State	2000
Cheadle, Justin (G), California	2012	Genus, Sampson (C), South Florida	2011

Gerhart, Garth (C), Arizona State	2012-13
Giacomini, Breno (T), Louisville	2010
Gibbs, Joe (G), Tennessee-Martin	2012
Gilbert, Reggie (LB), Arizona	2016-17
Gillett, Alex (WR), Eastern Michigan	2013-14
Gilmore, John (DE), Tennessee State	2002
Gizzi, Chris (LB), Air Force	2000
Glover-Wright, Tay (CB), Utah State	2014
Goodley, Antwan (WR), Baylor	2016
Goodman, Herbert (RB), Graceland	2000
Goodson, Tyrone (WR), Auburn	1999
Goodwell, Tim (LB), Memphis	2006
Gordon, Cedric (WR), Ferris State	1989
Gordy, Josh (CB), Central Michigan	2010
Greco, Michael (S), Central Florida	2010
Greene, Darrell (G), San Diego State	2017
Griffin-Stewart, Nakia (TE), Pittsburgh	2020
Griffith, Brent (T), Minnesota-Duluth	1992
Gurley, Tori (WR), South Carolina	2011
Guy, Lawrence (DE), Arizona State	2012
Hall, Lamont (TE), Clemson	1999
Hall, Mark (DE), Southwestern Louisiana	1989
Hamilton, Justin (DT), Louisiana-Lafayette	2015
Hamilton, Ruffin (LB), Tulane	1994
Hamm, Horace (WR), Lehigh	1992
Hanoian, Greg (FB), Syracuse	2005
Hansen, Carl (DE/DT), Stanford	1999
Hanson, Chris (P), Marshall	1999
Hanson, Jake (C), Oregon	2020
Hardie, Rudolph (DE), Howard	2008
Harrell, Graham (QB), Texas Tech	2010-11
Harrell, Reggie (WR), Texas Christian	2005
Harris, Antoino (RB), Illinois	2005
Harris, Clark (TE), Rutgers	2007
Harris, De'Jon (LB), Arkansas	2020
Harris, DuJuan (RB), Troy	2012
Harris, Elliott (DE), Arkansas	2005
Hart, Lawrence (TE), Southern	1999
Hasselbeck, Matt (QB), Boston College	1998
Hatcher, Keon (WR), Arkansas	2019
Havner, Spencer (LB), UCLA	2006-08
Hayes, Chris (S), Washington State	1996
Hayes, Joe (G), San Jose State	2005
Haynos, Joey (TE), Maryland	2008
Heimbürger, Craig (G), Missouri	1999-2000
Henry, Mitchell (TE), Western Kentucky	2015
Hentrich, Craig (P/K), Notre Dame	1993
Herrndon, Warner (S), Morgan State	2000
Herrion, Atlas (G/T), Alabama	2004
Herron, Anthony (DE), Iowa	2001
Hill, Michael (RB), Missouri Western State	2013-14
Hochertz, Marty (DE), Southern Illinois	1992
Hoese, Jon (FB), Minnesota	2011
Holder, Chris (WR), Tuskegee	1992
Holt, Reggie (S), Wisconsin	1995
Hope, Charles (G/T), Central (Ohio) State	1993-94
Horacek, Mike (WR), Iowa State	2000-01
Hubbard, Adrian (LB), Alabama	2014
Hudson, Craig (TE), Wisconsin	1990
Humphrey, Deon (LB), Florida State	1999
Humphrey, Jay (T), Texas	2002
Humphrey, Tory (TE), Central Michigan	2005
Hutchins, Paul (G/T), Western Michigan	1993
Jackson, Alexander (G), Louisiana State	2002
Jackson, Cardia (LB), Louisiana-Monroe	2010
Jackson, Don (RB), Nevada	2016
Jackson, Kenny (LB), Nevada-Reno	2001
Jennings, Brandon (CB), Texas A&M	2002
Johnson, Charles (WR), Grand Valley State	2013
Johnson, Jamel (WR), Alabama State	2015
Johnson, James (RB), Kansas State	2010
Johnson, Malcolm (FB), Mississippi State	2018
Johnson, Micah (LB), Kentucky	2012
Johnson, Rishaw (G), California University (Pa.)	2014

Johnson, Zack (G), North Dakota State	2020
Jones, Johnny (DL), Marshall	2011
Jones, Khalil (WR), Miami (Fla.)	2009
Josue, Steve (LB), Carson-Newman	2003
Jurkovic, John (NT), Eastern Illinois	1991
Kallon, Francis (T), Georgia Tech	2017
Karczewski, Doug (G/T), Virginia	1999
Kearney, Jay (WR), West Virginia	1994
Keenan, Ryan (G), Northwestern	2007
Kehl, Ed (T/G), Brigham Young	2000-01
Kerridge, Joe (FB), Michigan	2016-17
Kight, Kelvin (WR/KR), Florida	2004
Killings, D.J. (CB), Central Florida	2018
Kinder, Randy (CB), Notre Dame	1997
Kirby, Scott (T), Arizona State	1989
Kirksey, John (DT), Sacramento State	1994
Kitts, Jim (FB), Ferrum	1997
Krause, Ryan (TE), Nebraska-Omaha	2007
Kruger, Joe (DE), Utah	2014
Kumerow, Jake (WR), Wisconsin-Whitewater	2017
Lancaster, Tyler (DL), Northwestern	2018
Landry, Michael (DE), Southern	2003
Lansanah, Danny (LB), Connecticut	2008
Leach, Vonta (FB), East Carolina	2004-05
Lee, Steve (FB), Indiana	1997
Leffew, Travis (G/T), Louisville	2006
Lenon, Paris (LB), Richmond	2001
Levine, Anthony (S), Tennessee State	2010-11
Lewis, Devin (WR), Southern	2002
Lipscomb, Kalija (WR), Vanderbilt	2020
Lloyd, Doug (RB), North Dakota State	1991
Looney, James (DL/TE), California	2018-19
Lucas, Chad (WR), Alabama State	2005
Lumpkin, Kregg (RB), Georgia	2009
Lunsford, Izaah (DT), Bowling Green	2017
Lyon, Billy (DE), Marshall	1997
Mack, Daylon (DL), Texas A&M	2020
Malone, Alfred (DT), Troy	2007-08
Manning, Brian (WR), Stanford	1998
Marker, Mike (WR), Millikin	2004
Martin, Ruvel (WR), Saginaw Valley State	2005
Martini, Greer (LB), Notre Dame	2018
Mathews, Derrick (LB), Houston	2016
Mathews, Eric (WR), Indiana	1996
Mathews, Tray (S), Auburn	2018
McBrien, Scott (QB), Maryland	2004
McBryde, B.J. (DE), Connecticut	2015
McCaffrey, Max (WR), Duke	2016-17
McCaslin, Eugene (LB), Florida	2000
McCoy, Mike (CB), Utah	1995
McCray, Jordan (G), Central Florida	2014
McElmurry, Blaine (S), Montana	1997
McGill, Jason (WR), Georgia Tech	1993
McGill, Tim (DT), Illinois	2005
McGruder, Michael (CB), Kent State	1989
McHugh, Sean (TE), Penn State	2004
McKinney, Anthony (TE), Connecticut	1998
McNeil, Nick (LB), Western Carolina	2004
Meredith, Jamon (T), South Carolina	2009
Merrill, Otis (CB), Illinois State	2012
Miller, Jordan (DT), Southern	2012
Millhouse, Kelvin (CB), Hawai'i	2004
Miree, Brandon (FB), Pittsburgh	2006
Molson, JJ (K), UCLA	2020
Moore, Jason (CB/S), San Diego State	2000
Moore, Tim (LB), Michigan State	1989
Morgan, Tim (P), San Jose State	2001
Morton, John (WR), Western Michigan	1993
Moses, J.J. (WR/KR), Iowa State	2001-02
Mosley, Denorse (CB), Edinboro	1998
Muir, Blake (G), Baylor	2016
Neal, Rajion (RB), Tennessee	2014
Neal, Randy (LB), Virginia	1995
Nelson, Jim (LB), Penn State	1998

FIRST DEVELOPMENTAL SQUAD, SEPTEMBER 1989

FB George Cooper Ohio State
 SS Stan Shiver Florida State

LB Tim Moore Michigan State
 DE Mark Hall Southwestern Louisiana

Newman, Adam (TE), Boston College	2000	Smith, Terrance (WR), South Carolina State	2010
Newton, Cecil (C/G), Tennessee State	2011	Smith, Tremon (CB), Central Arkansas	2019
Nijman, Yosh (T), Virginia Tech	2019	So'oto, Vic (LB), Brigham Young	2012
Nixon, James (CB), California (Pa.)	2012-13	Steele, Ben (TE), Mesa State	2004
Nnabuife, Alvin (S), Southern Methodist	2006	Stenavich, Adam (G), Michigan	2006
Noa, Kaulana (G), Hawai'i	2003	Stephenson, Cameron (G), Rutgers	2007
Obiozor, Cyril (LB), Texas A&M	2009	Stewart, Dez (WR), Ohio Dominican	2016
Owens, Buster (CB), Georgia	1996	Stoneburner, Jake (TE), Ohio State	2013
Palmer, Pat (WR), Northwestern (La.) State	1998	Stuber, Tim (G), Colorado State	2002
Pankey, Adam (G/T), West Virginia	2017-18	Swain, Brett (WR), San Diego State	2008
Parchman, Corey (WR), Ball State	2002	Swiney, Erwin (CB), Nebraska	2002-03
Patrick, Chris (G), Nebraska	2007	Talley, Ronald (DE), Delaware	2009
Patrick, Lucas (G), Duke	2016	Tarver, Hurley (CB), Central Oklahoma	2001-02
Paxson, Scott (DT), Penn State	2006	Taylor, Malik (WR), Ferris State	2019
Pearson, Colby (WR), Brigham Young	2017	Thomas, Ahmad (LB), Oklahoma	2017
Pearson, Pepe (RB), Ohio State	1998	Thomas, Joe (LB), South Carolina State	2014
Perillo, Justin (TE), Maine	2014-15	Thomas, Wilson (WR), Nebraska	2003
Pizzotti, Chris (QB), Harvard	2009	Thompson, Jason (S), Utah	2018
Pope, Ryan (T), San Diego State	2020	Thompson, Orrin (T), Duke	2006-07
Porter, Joe (CB), Rutgers	2007-08	Thompson, Paul (QB), Oklahoma	2007
Powell, Chaz (S), Penn State	2012	Thurman, Andrae (WR), Southern Oregon	2004
Previlon, Willington (DL), Rutgers	2020	Tiller, Andrew (G), Syracuse	2013
Price, Brian (DL), Texas San Antonio	2016, 20	Tollefson, Dave (DE), Northwest Missouri State	2006
Pringle, Raysean (CB), Southern Utah	2017	Tolzien, Scott (QB), Wisconsin	2013
Purify, Bobby (RB), Colorado	2005	Tonyan, Robert (TE), Indiana State	2017
Ramsey, Randy (LB), Arkansas	2019	Toribio, Anthony (DT), Carson-Newman	2008-09
Randolph, Dane (T), Maryland	2009	Toy, Maury (RB), UCLA	1992
Raymond, Dax (TE), Utah State	2020	Triner, Zach (LS), Assumption	2017
Redding, Teo (WR), Bowling Green	2018	Tucker, Jason (WR), Texas Christian	1998
Redmond, Will (CB), Mississippi State	2018	Tyler, Marc (RB), Southern California	2012
Reilly, Mike (QB), Central Washington	2009	Van Roten, Greg (G), Pennsylvania	2012
Renfrow, Justin (T), Miami (Fla.)	2014	Vanderlin, Drew (DE), Michigan Tech	2012
Rice, Frank (WR), Colorado State	2003	Vaughters, James (LB), Stanford	2015
Ringo, Christian (DT), Louisiana-Lafayette	2015	Vermiglio, Jake (G), North Carolina State	2011
Rivera, Mike (LB), Kansas	2010	Vines, Scottie (WR), Wyoming	2003
Roberts, Greg (LB), Baylor	2020	Vitale, Danny (FB), Northwestern	2018
Roberts, Seth (WR), West Alabama	2020	Vujnovich, Jeremy (T), Louisiana College	2014-15
Robertson, Chris (RB), Houston	2004	Wachholtz, Kyle (QB/TE), Southern California	1996-97
Robinson, Antonio (WR), Nicholls State	2010	Walker, Johnny (WR), Texas	1991
Robinson, Luther (DT), Miami (Fla.)	2014	Walker, Josh (G), Middle Tennessee State	2014
Robinson, Michael (CB), Hampton	1996	Walker, Tyrone (WR), Illinois State	2013
Rolle, Jumal (CB), Catawba	2013-14	Warner, Josh (G), Brockport State	2002
Rooths, James (CB), Shepherd	2001	Washburn, Cliff (T), The Citadel	2007
Ross, Brandian (WR), Youngstown State	2011-12	Waters, Herb (WR/CB), Miami (Fla.)	2016
Ross, Jay (NT), East Carolina	2010	Weber, Mike (RB), Ohio State	2020
Ross, Jeremy (WR), California	2012	Wells, Scott (C), Tennessee	2004
Rotheram, Matt (G), Pittsburgh	2015	West, Chastin (WR), Fresno State	2010-11
Rowe, Joe (CB), Virginia	1997	White, Corey (FB), Alabama-Birmingham	2007
Rush, Anthony (DL), Alabama-Birmingham	2020	White, Mitch (T), Oregon State	2002
Russell, Calvin (WR), Tuskegee	2006	White, Myles (WR), Louisiana Tech	2013-14
Russell, KeiVarae (CB), Notre Dame	2020	White, Reggie (CB), Oklahoma State	2002
Saine, Brandon (RB), Ohio State	2011	Whitehead, Jermaine (S), Auburn	2016-17
Sam, Lorne (WR), Texas-El Paso	2008	Wilkins, Manny (QB), Arizona State	2019
Samuels, Stanford (CB), Florida State	2020	Williams, Dexter (RB), Notre Dame	2020
Sandland, Beau (TE), Montana State	2016	Williams, Ed (WR), Fort Hays State	2015
Sands, Terrell (DT), Tennessee-Chattanooga	2002-03	Williams, Gerald (WR), Oklahoma	1999-2000
Schau, Tom (C/G), Illinois	2000	Williams, Jay (DE), Wake Forest	1994
Scheuerman, Ross (RB), Lafayette	2015	Williams, Johnny (LB), Kentucky	2010
Schroeder, Bill (WR), Wisconsin-La Crosse	1994, 96	Williams, Patrick (WR), Colorado	2009
Scott, Caleb (WR), Vanderbilt	2020	Williams, Tim (LB), Alabama	2019
Scott, Chris (G/T), Tennessee	2012	Williams, Tramon (CB), Louisiana Tech	2006, 20
Scott, Delontae (DL), Southern Methodist	2020	Williams, Walter (RB), Grambling State	2004
Scott, Walter (DE), East Carolina	1996	Williams, Wendell (S), Louisiana-Lafayette	2004
Sebetic, Kyle (DB), Dayton	2015	Wilson, Ray (S), New Mexico	1994
Sedoris, Chris (C/G), Purdue	1996	Winfree, Juwann (WR), Colorado	2020
Settles, Tawambi (CB), Duke	1998	Winn, Billy (DL), Boise State	2020
Seymour, Bill (FB/TE), Michigan	2002	Winslow, Ryan (P), Pittsburgh	2020
Sheldon, Brady (LB), Ferris State	2018-19	Wisnom, Jerron (CB), Louisiana Tech	2005
Shepherd, Darrius (WR), North Carolina State	2019-20	Wolf, Ethan (TE), Tennessee	2018-19
Shiver, Stan (S), Florida State	1989	Wood, Joe (K), Air Force	1995
Shorts, Pete (DE), Illinois State	1990	Woodfin, Zac (LB), Alabama-Birmingham	2005
Showell, Malcom (DE), Delaware State	1993	Woolfork, Ronnie (LB), Colorado	1995
Simmons, Charlie (WR), Georgia Tech	1995	Wynn, DeShawn (RB), Florida	2008
Simon, Deon (DL), Northwestern State	2018	Yancey, DeAngelo (WR), Purdue	2017-18
Simpkins, Maurice (LB), Coastal Carolina	2010	Young, Curtis (LB/DE), Cincinnati	2010
Smith, Art (S), Northeastern	2004	Young, David (S), Georgia Southern	2004
Smith, Emory (FB), Clemson	1997	Zolman, Greg (QB), Vanderbilt	2002
Smith, Orwin (RB), Georgia Tech	2013		

SIGNIFICANT TRADES, 1957-2021


<u>Year</u>		<u>Coach/GM</u>
1957	T Norm Masters with three others from Detroit for QB Tobin Rote	Lisle Blackburn
1958	Third-round draft choice (FB Ray Nitschke) from N.Y. Giants for DE John Martinkovic	Ray McLean
1959	G Fred "Fuzzy" Thurston from Baltimore Colts for LB Marv Matuzak	Vince Lombardi
	HB Emlen Tunnell from N.Y. Giants for cash	Vince Lombardi
	QB Lamar McHan from Chicago Cardinals for undisclosed draft choice (1960 third-round)	Vince Lombardi
	HB Low Carpenter with E Bill Quinlan from Cleveland Browns for E Billy Howton	Vince Lombardi
	DT Heny Jordan from Cleveland Browns for 1960 fourth-round draft choice	Vince Lombardi
	HB Bob Freeman from Cleveland Browns for 1960 fifth-round draft choice	Vince Lombardi
1960	DE Willie Davis from Cleveland Browns for E A.D. Williams	Vince Lombardi
1961	QB John Roach from Cleveland Browns for 1962 third-round draft choice	Vince Lombardi
1964	LB Lee Roy Caffey from Philadelphia with first-round draft choice for C Jim Ringo and FB Earl Gros	Vince Lombardi
1965	K Don Chandler from N.Y. Giants for draft choice	Vince Lombardi
	E Carroll Dale from L.A. Rams for LB Dan Currie	Vince Lombardi
1966	First-round draft choice (FB Jim Grabowski) from Detroit for E Ron Kramer	Vince Lombardi
	First-round draft choice (C/G Bob Hyland) from Pittsburgh for T Lloyd Voss and E Tony Jeter	Vince Lombardi
1967	FB Ben Wilson from L.A. Rams for 1968 second-round draft choice	Vince Lombardi
1968	DE Leo Carroll from Atlanta for WR Bob Long	Vince Lombardi
	T Francis Peay from N.Y. Giants for LB Tommy Crutcher and T Steve Wright	Vince Lombardi
1969	1971 fifth-round draft choice (DE Donnell Smith) from Washington for S Tom Brown	Phil Bengtson
	1970 fourth-round draft choice (K Skip Butler) from Baltimore Colts for DT Ron Kostelnik	Phil Bengtson
	1970 10th-round draft choice (TE Frank Patrick) from Washington for DE Leo Carroll	Phil Bengtson
1970	1970 first-round draft choice (DT Mike P. McCoy) from Chicago Bears for	
	C/G Bob Hyland , HB Elijah Pitts and LB Lee Roy Caffey	Phil Bengtson
	WR Jack Clancy from Miami for TE Marv Fleming	Phil Bengtson
	TE John Hilton from Pittsburgh for DB John Roswer	Phil Bengtson
	C Malcolm Walker and DE Clarence Williams from Dallas for CB Herb Adderley	Phil Bengtson
	C Ken Mendenhall from Atlanta for DE Francis Winkler	Phil Bengtson
	DT Kevin Hardy from San Francisco for 1971 second-round draft choice	Phil Bengtson
	Cash from Atlanta for TE Ron Jones	Phil Bengtson
1971	DE Alden Roche and Broncos' position in first round of 1971 draft (up to No. 9 for RB John Brockington)	
	from Denver for QB Don Horn	Dan Devine
	1971 second-round draft choice (RB Virgil Robinson) and 1972 sixth-round draft choice (RB Bob Hudson)	
	from Los Angeles Rams for RB/KR Travis Williams	Dan Devine
	QB Zeke Bratkowski from Minnesota for 1972 third-round draft choice	Dan Devine
	C Cal Withrow from San Diego for 1972 17th-round draft choice	Dan Devine
	1972 first-round draft choice (QB Jerry Tagge) from San Diego for DT Kevin Hardy	Dan Devine
	LB Tommy Crutcher from L.A. Rams for 1973 fourth-round draft choice	Dan Devine
1972	RB MacArthur Lane from St. Louis Cardinals for RB Donny Anderson	Dan Devine
	S Jim Hill from San Diego for DT Lionel Aldridge and 1974 third-round draft choice	Dan Devine
	1974 sixth-round draft choice (RB Don Woods) from Chicago Bears for QB Zeke Bratkowski	Dan Devine
	P Ron Widby and CB Ike Thomas from Dallas for 1973 second-round draft choice	Dan Devine
	G Malcolm Snider from Atlanta for RB Dave Hampton	Dan Devine
1973	DE Aaron Brown from Kansas City for T Francis Peay	Dan Devine
	1975 second-round draft choice (G Bill Bain) from Washington for LB Dave Robinson	Dan Devine
	DT Carleton Oats from Oakland for DT Vern Vanoy and 1973 fifth-round draft choice	Dan Devine
	1974 eighth-round draft choice (S Ned Guillet) from New Orleans for TE Len Garrett	Dan Devine
	QB Jim Del Gaizo from Miami for 1974 second-round and 1975 second-round draft choices	Dan Devine
1974	QB Jack Cannon from Dallas for 1975 third-round draft choice	Dan Devine
	DT Steve Okoniewski and RB Pete Van Valkenburg from Buffalo for QB Scott Hunter	Dan Devine
	LB Ted Hendricks and 1975 second-round draft choice (later sent to L.A. Rams in John Hadl trade)	
	from Baltimore Colts for LB Tom MacLeod and 1975 eighth-round draft choice	Dan Devine
	T Harry Schuh from L.A. Rams for 1975 sixth-round draft choice	Dan Devine
	1975 third-round draft choice (RB Willard Harrell) from San Diego for DT Bob Brown	Dan Devine
	G Bruce Van Dyke from Pittsburgh for future draft choice (1976 third-round)	Dan Devine
	1975 third-round draft choice (later traded to Kansas City) from N.Y. Giants for QB Jim Del Gaizo	Dan Devine
	QB Dean Carlson from Kansas City for 1975 third-round draft choice (through N.Y. Giants)	Dan Devine
	QB John Hadl from L.A. Rams for first-, second- and third-round choices in 1975, and first- and	
	second-round choices in 1976	Dan Devine
1975	1976 third-round draft choice (DB Mike C. McCoy) from Kansas City for RB MacArthur Lane	Bart Starr
	1976 fourth-round draft choice (later traded to Houston Oilers in Lynn Dickey deal)	
	from Philadelphia for G Bill Lueck	Bart Starr
04/02/76	QB Lynn Dickey from Houston Oilers for QB John Hadl , DB Ken Ellis , 1976 fourth-round draft choice	
	(through Philadelphia) and 1977 third-round draft choice	Bart Starr
08/18/76	DE Bob Barber from Pittsburgh for 1977 fourth-round draft choice	Bart Starr
08/26/76	WR Ollie Smith from Oakland for 1977 12th-round draft choice	Bart Starr
08/31/76	1977 third-round draft choice (G Rick Scribner) from Denver for G Bill Bain	Bart Starr
09/06/76	1978 10th-round draft choice (C Mark Totten) from N.Y. Giants for K Joe Danelo	Bart Starr
09/21/76	LB Don Hansen from Seattle for cash	Bart Starr
05/05/77	RB Terrell Middleton from St. Louis Cardinals for DB Perry Smith	Bart Starr
09/12/77	DL Herb McMath , 1978 first-round draft choice (LB John Anderson) and 1979 fourth-round draft	
	choice (later sent to Washington) from Oakland for DT Mike P. McCoy	Bart Starr
05/02/78	1978 fifth-round draft choice (RB Willie Wilder) from Pittsburgh for DT Dave Pfeuforthy	Bart Starr
05/04/78	1979 eighth-round draft choice (WR Ron Cassidy) from San Francisco for G/T Steve Knutson	Bart Starr

06/07/78	DT Carl Barzilauskas from N.Y. Jets for 1979 fourth- and fifth-round draft choices	Barst Starr
08/04/78	T Tim Stokes from Washington for 1979 fourth-round draft choice (through Oakland)	Barst Starr
08/15/78	C Rick Nuzum from L.A. Rams for 1980 fifth-round draft choice	Barst Starr
04/26/79	1979 seventh-round draft choice (LB Rich Wingo) and 1980 first-round draft choice (LB George Cumby) from San Diego for CB Willie Buchanan	Barst Starr
08/14/79	C Mike Wellman from L.A. Rams for 1981 fifth-round draft choice	Barst Starr
08/18/81	S Frank Reed from Atlanta for S Steve Luke	Barst Starr
09/17/81	WR John Jefferson from San Diego for WR Aundra Thompson , 1982 second-round draft choice, 1983 first-round draft choice and 1984 second-round draft choice; teams also traded positions in 1982 draft	Barst Starr
06/10/82	First-round draft choice (CB Tim Lewis) from Pittsburgh for DL Bruce Clark	Barst Starr
08/29/82	1983 10th-round draft choice (WR Byron Williams) from Houston Oilers for T Mark Koncar	Barst Starr
07/28/83	1984 12th-round draft choice (WR Lenny Taylor) from San Diego for G Derrel Gofourth	Barst Starr
07/17/84	1985 seventh-round draft choice (LB Eric Wilson) from Minnesota for K Jan Stenerud	Forrest Gregg
04/26/85	QB Scott Brunner from Denver for 1986 sixth-round draft choice	Forrest Gregg
04/30/85	1985 first-round draft choice (T Ken Ruettggers) and 1986 fourth-round draft choice (LB Tim Harris) from Buffalo for first- and second-round draft choices in 1985	Forrest Gregg
08/20/85	WR Preston Dennard from Buffalo for 1986 12th-round draft choice	Forrest Gregg
08/26/85	1986 sixth-round draft choice (LB Burrell Dent) from St. Louis Cardinals for QB Scott Brunner	Forrest Gregg
09/04/85	G/T Mike Obrovac from Cincinnati for 1986 11th-round draft choice	Forrest Gregg
09/05/85	DB Mossy Cade from San Diego for 1986 first-round draft choice and fifth-round (conditional) in 1987	Forrest Gregg
09/19/85	Rights for G Tom Robison (Browns choice in 1984 USFL supplemental draft) and 1987 seventh-round draft choice (P Bill Smith) from Cleveland Browns for WR John Jefferson	Forrest Gregg
08/19/86	TE Dan Ross from Seattle for 1987 12th-round draft choice	Forrest Gregg
09/30/86	1987 12th-round draft choice (DB Norman Jefferson) from N.Y. Giants for WR/KR Phil McConkey	Forrest Gregg
04/14/87	1987 third-round draft choice (WR Frankie Neal) and 1988 fourth-round draft choice (NT Rollin Putzger) from L.A. Raiders for WR James Lofton	Forrest Gregg/Tom Braatz
04/28/87	1987 second- (LB Johnny Holland) and third-round (LB Scott Stephen) draft choices from Atlanta for 1987 second-round draft choice	Forrest Gregg/Tom Braatz
08/26/87	DB Dave Brown from Seattle for 1988 11th-round draft choice	Forrest Gregg/Tom Braatz
04/23/89	RB Herman Fontenot from Cleveland with Browns' 1989 third-round draft choice (QB Anthony Dilweg), Patriots' 1989 fifth-round draft choice (RB Vince Workman) and Browns' 1990 first-round draft choice (LB Tony Bennett) for Packers' second- and fifth-round draft choices in 1989	Lindy Infante/Tom Braatz
10/09/90	1991 seventh-round draft choice (LB Frank Blevins) from Cleveland for RB Brent Fullwood	Lindy Infante/Tom Braatz
04/21/91	1991 first-round draft choice (CB Vinnie Clark) and 1992 first-round draft choice (17th overall, later dealt to Atlanta in Brett Favre trade) from Philadelphia for 1991 first-round draft choice	Lindy Infante/Tom Braatz
04/22/91	1991 third-round draft choice (RB Chuck Webb) from San Francisco for 1991 fourth- and fifth-round draft choices	Lindy Infante/Tom Braatz

PACKERS TRADES INVOLVING FIRST-ROUND DRAFT PICKS, 1966-2021

1966	First-round choice (FB Jim Grabowski) from Detroit for E Ron Kramer	Vince Lombardi
	First-round choice (C/G Bob Hyland) from Pittsburgh for T Lloyd Voss and E Tony Jeter	Vince Lombardi
1970	1970 first-round choice (DT Mike P. McCoy) from Chicago Bears for C/G Bob Hyland , HB Elijah Pitts and LB Lee Roy Caffey	Phil Bengtson
1971	1972 first-round choice (QB Jerry Tagge) from San Diego for DT Kevin Hardy	Dan Devine
1974	QB John Hadl from L.A. Rams for first-, second- and third-round choices in 1975, and first- and second-round choices in 1976	Dan Devine
09/12/77	DL Herb McMath , 1978 first-round choice (LB John Anderson) and 1979 fourth-round choice (later sent to Washington) from Oakland for DT Mike P. McCoy	Barst Starr
04/26/79	1979 seventh-round choice (LB Rich Wingo) and 1980 first-round choice (LB George Cumby) from San Diego for DB Willie Buchanan	Barst Starr
09/17/81	WR John Jefferson from San Diego for WR Aundra Thompson , 1982 second-round choice, 1983 first-round choice and 1984 second-round choice; teams also traded positions in 1982 draft	Barst Starr
06/10/82	First-round choice (CB Tim Lewis) from Pittsburgh for DL Bruce Clark	Barst Starr
04/30/85	1985 first-round choice (T Ken Ruettggers) and 1986 fourth-round choice (LB Tim Harris) from Buffalo for 1985 first- and second-round choices	Forrest Gregg
09/05/85	DB Mossy Cade from San Diego for 1986 first-round choice and fifth-round (conditional) in 1987	Forrest Gregg
04/23/89	1990 first-round choice (LB Tony Bennett) from Cleveland for 1989 second-round choice	Lindy Infante/Tom Braatz
04/21/91	1991 first-round choice (CB Vinnie Clark) and 1992 first-round choice (17th overall, later dealt to Atlanta in Favre trade) from Philadelphia for 1991 first-round choice	Lindy Infante/Tom Braatz
02/11/92	QB Brett Favre from Atlanta for 1992 first-round choice (17th overall, through Phi.; Atlanta then dealt choice to Dallas for 19th selection and fourth-round 1992 choice; Dallas chose CB Kevin Smith with No. 17)	Ron Wolf
04/25/93	1993 first- (S George Teague) and fourth-round (later dealt to Chi. Bears) choices from Dallas for four 1993 Packers choices; both Packers' second-round choices (including one through San Francisco), a fourth-round (through Atlanta) and an eighth-round choice	Ron Wolf
04/24/94	1994 first-round choice (G Aaron Taylor) from Miami for 1994 first- and third-round choices	Ron Wolf
04/22/95	1995 first-round supplemental choice (DB Craig Newsome) and 1995 third- (DT Darius Holland), and sixth-round (WR Charlie Simmons) choices from Carolina for 1995 first- and sixth-round choices	Ron Wolf
04/18/98	1998 first-round choice (DT Vonnie Holliday) from Miami for 1998 first- and second-round choices	Ron Wolf
03/05/01	2001 first- (DE Jamal Reynolds) and third-round (LB Torrance Marshall) choices from Seattle for QB Matt Hasselbeck and 2001 first-round choice	Ron Wolf
04/20/02	2002 first-round choice (WR Javon Walker) and 2002 fifth-round choice (DE Aaron Kampman) from Seattle for 2002 first- and second-round choices	Mike Sherman
04/26/08	2008 second-round choice (WR Jordy Nelson) and fourth-round choice (later traded to N.Y. Jets) from N.Y. Jets for 2008 first-round choice (No. 30 overall)	Ted Thompson
04/25/09	2009 first-round choice (LB Clay Matthews) and fifth-round choice (T Jamon Meredith) from New England for 2009 second- and two third-round choices	Ted Thompson
04/27/17	2017 second-round choice (CB Kevin King) and fourth-round choice (LB Vince Biegel) from Cleveland for 2017 first-round choice	Ted Thompson
04/26/18	2018 first-round choice (later traded to Seattle) and fifth-round choice (later traded to Carolina) and 2019 first-round choice from New Orleans for 2018 first-round choice (No. 14 overall)	Brian Gutekunst
04/26/18	2018 first-round choice (CB Jaire Alexander) and 2018 seventh-round choice (LB Kendall Donnerson) from Seattle for 2018 first-, third- and sixth-round choices	Brian Gutekunst
04/25/19	2019 first-round choice (S Darnell Savage) from Seattle for 2019 first-, fourth- and fourth-round choices	Brian Gutekunst
04/23/20	2020 first-round choice (QB Jordan Love) from Miami for 2020 first- and fourth-round choices	Brian Gutekunst

04/22/91	1991 third- (DE Don Davey) and fifth-round draft choices (later dealt to Miami) from N.Y. Jets for 1991 third-round draft choice.	Lindy Infante/Tom Braatz
04/22/91	1991 fifth- (P Jeff Fite) and sixth-round (C Joe Garten) draft choices from Miami for 1991 fifth-round draft choice (through N.Y. Jets)	Lindy Infante/Tom Braatz
08/26/91	Future undisclosed draft choice from Atlanta for K Brad Daluiso	Lindy Infante/Tom Braatz
09/30/91	1992 second-round draft choice (later dealt back to 49ers for Mike Holmgren) and 1993 second-round draft choice (later dealt to Cowboys) from San Francisco for LB Tim Harris	L. Infante/T. Braatz
02/01/92	T Tootie Robbins from Phoenix Cardinals for 1992 sixth-round draft choice.	Ron Wolf
02/11/92	QB Brett Favre from Atlanta for 1992 first-round draft choice (17th overall, through Phi.; Atlanta then dealt choice to Dallas for 19th selection and fourth-round draft choice in 1992).	Ron Wolf
04/26/92	1992 fourth- (RB Edgar Bennett), fifth- (WR Orlando McKay) and sixth-round (TE Mark Chmura) draft choices from San Francisco for 1992 fourth- and eighth-round draft choices.	Ron Wolf
04/27/92	1992 seventh- (WR Chris Holder) and ninth-round (NT Shazzon Bradley) draft choices from Los Angeles Raiders (through Dallas) for 1992 seventh-round draft choice	Ron Wolf
08/19/92	CB Dave McCloughan from Indianapolis for 1993 sixth-round draft choice	Ron Wolf
03/31/93	RB John Stephens from New England for 1993 fourth-round draft choice	Ron Wolf
04/05/93	QB Ken O'Brien from N.Y. Jets for 1993 fifth-round draft choice	Ron Wolf
04/25/93	1993 third-round draft choice (T Earl Dotson , through New Orleans) and 1993 sixth-round draft choice (T Paul Hutchins) from L.A. Raiders for 1993 third-round draft choice	Ron Wolf
04/25/93	1993 first- (S George Teague) and fourth-round (later dealt to Chi. Bears) draft choices from Dallas for four 1993 Packers draft choices: both Packers' second-round choices (including one through San Francisco), a fourth-round draft choice (through Atlanta), and an eighth-round draft choice	Ron Wolf
04/26/93	1993 sixth-round draft choice (CB Doug Evans) from Seattle for CB Dave McCloughan	Ron Wolf
08/24/93	G Doug Widell from Denver for 1994 seventh-round draft choice.	Ron Wolf
04/24/94	1994 first-round draft choice (G Aaron Taylor) from Miami for 1994 first- and third-round draft choices.	Ron Wolf
04/24/94	1994 third-round compensatory choice (RB LeShon Johnson), 1994 fifth-round draft choice (RB Dorsey Levens , through Denver), sixth-round draft choice (LB Ruffin Hamilton , through San Diego) and sixth-round compensatory choice (LB Paul Duckworth , through Philadelphia) from San Francisco for 1994 second-round draft choice.	Ron Wolf
04/25/94	1994 fourth-round draft choice (DE Gabe Wilkins , through San Francisco) and sixth-round draft choice (WR Jay Kearney , through Atlanta) from L.A. Raiders for 1994 fourth-round draft choice.	Ron Wolf
06/03/94	WR James Milling from Atlanta for DE Lester Archambeau	Ron Wolf
08/28/94	WR Charles Jordan from N.L.A. Raiders for 1995 fifth-round draft choice	Ron Wolf
03/21/95	WR Mark Ingram from Miami for 1995 fourth-round draft choice.	Ron Wolf
03/29/95	TE Keith Jackson and Green Bay's original fourth-round choice from Miami for 1995 second-round draft choice	Ron Wolf
04/22/95	1995 first-round supplemental choice (DB Craig Newsome), and 1995 third- (DT Darius Holland), and sixth-round (WR Charlie Simmons) draft choices from Carolina for 1995 first- and sixth-round draft choices	Ron Wolf
04/22/95	1995 third- (FB William Henderson) and fifth-round (RB Travis Jervey) draft choices from Jacksonville for QB Mark Brunell	Ron Wolf
08/11/95	C Mike Arthur from New England for WR Bill Schroeder and TE Jeff Wilner	Ron Wolf
08/27/95	T Lindsay Knapp from Kansas City for 1996 fifth-round draft choice	Ron Wolf
08/27/95	T Joe Sims from Philadelphia for 1996 sixth-round draft choice	Ron Wolf
06/06/96	RB Robert Baldwin from Atlanta for DB Lenny McGill	Ron Wolf
06/27/96	DB Eugene Robinson from Seattle for DE Matt LaBounty	Ron Wolf
07/17/96	Conditional draft choice from Atlanta for S George Teague	Ron Wolf
04/20/97	1997 seventh-round draft choice (WR Chris Miller) from Oakland for 1997 sixth-round draft choice	Ron Wolf
08/26/97	TE Tyrone Davis from N.Y. Jets for past considerations.	Ron Wolf



Ron Wolf



Brett Favre

04/06/98	Conditional 1999 draft choice (S Chris Akins , seventh round) from St. Louis Rams for QB Steve Bono	Ron Wolf
04/18/98	1998 first-round choice (DT Vonnie Holliday) from Miami for 1998 first- and second-round choices	Ron Wolf
04/19/98	1998 sixth-round draft choice (S Scott McGarrahan) and 1999 sixth-round draft choice (later dealt back to Raiders) from Oakland for 1998 fifth-round draft choice	Ron Wolf
04/23/98	RB Glynn Milburn from Detroit for 1999 seventh-round draft choice	Ron Wolf
05/13/98	DE Vaughn Booker from Kansas City for DT Darius Holland	Ron Wolf
08/21/98	Past considerations from N.Y. Jets for K Brett Conway	Ron Wolf
08/24/98	DE/LB Paul Frase from Jacksonville for 1999 sixth-round draft choice	Ron Wolf
08/30/98	Past considerations from Denver for LB Seth Joyner	Ron Wolf
08/30/98	1999 seventh-round draft choice (WR Donald Driver) from Chicago Bears for RB Glynn Milburn	Ron Wolf
09/29/98	RB Darick Holmes from Buffalo for 1999 fourth-round draft choice	Ron Wolf
04/18/99	1999 fifth-round draft choice (C Craig Heimburger) from Oakland for 1999 sixth-round draft choice and past considerations	Ron Wolf
07/23/99	2001 seventh-round draft choice (later dealt to San Francisco) from St. Louis Rams for LB Mike Morton	Ron Wolf
08/21/99	2000 sixth-round draft choice (later traded to Seattle) from N.Y. Jets for QB Rick Mirer	Ron Wolf
08/31/99	2000 seventh-round draft choice (DT Ron Moore) from Seattle for WR Derrick Mayes	Ron Wolf
09/07/99	2000 fifth-round draft choice (later dealt back to 49ers) from San Francisco for CB Craig Newsome	Ron Wolf
02/24/00	LB David BOWENS from Denver for 2001 seventh-round draft choice	Ron Wolf
03/16/00	TE Kaseem Sinceno from Philadelphia for TE Jeff Thomason	Ron Wolf
04/15/00	RB Ahman Green and 2000 fifth-round draft choice (WR/KR Joey Jamison) from Seattle for CB Fred Vinson and 2000 sixth-round draft choice	Ron Wolf
04/16/00	2000 fourth-round draft choice (LB Na'il Diggs) from San Francisco for 2000 fourth- and fifth-round draft choices	Ron Wolf
07/31/00	LB K.D. Williams and 2001 third-round draft choice (later dealt to 49ers) from New Orleans for QB Aaron Brooks and TE Lamont Hall	Ron Wolf
08/15/00	LB Nate Wayne from Denver for 2001 fourth-round draft choice	Ron Wolf
08/26/00	CB/KR Allen Rossium from Philadelphia for 2001 fifth-round draft choice	Ron Wolf
03/05/01	2001 first- (DE Jamal Reynolds) and third-round (LB Torrance Marshall) draft choices from Seattle for QB Matt Hasselbeck and 2001 first-round draft choice	Ron Wolf
04/21/01	2001 second- (WR Robert Ferguson), third- (DB Bhawoh Jue) and fourth-round (G Bill Ferrario) draft choices from San Francisco for 2001 second-, third- and sixth-round draft choices, and Saints' 2001 third-round draft choice (Aaron Brooks trade) and Rams' 2001 seventh-round choice (Mike Morton trade)	Ron Wolf
08/07/01	TE Bobby Collins from Buffalo for DE David BOWENS	Mike Sherman
09/02/01	DT Rod Walker from Tennessee for 2002 seventh-round draft choice	Mike Sherman
03/11/02	WR Terry Glenn from New England for 2002 fourth-round draft choice and conditional 2003 pick (fourth-round)	Mike Sherman
04/20/02	2002 first-round draft choice (WR Javon Walker) and 2002 fifth-round draft choice (DL Aaron Kampman) from Seattle for 2002 first- and second-round draft choices	Mike Sherman
02/28/03	CB Al Harris and 2003 fourth-round draft choice from Philadelphia for 2003 second-round draft choice	Mike Sherman
02/28/03	2004 sixth-round draft choice from Dallas for WR Terry Glenn	Mike Sherman
09/03/04	2005 fifth- and sixth-round draft choices from Oakland for S Marques Anderson	Mike Sherman
09/05/04	Conditional 2006 draft choice to Miami for T/G Brad Bedell	Mike Sherman
	DE R-Kal Truluck from Kansas City for fifth- and sixth-round 2005 draft choices	Mike Sherman
10/04/04	QB J.T. O'Sullivan and 2005 second-round draft choice (S Nick Collins) from New Orleans for CB Mike McKenzie and 2006 conditional draft choice (sixth-round)	Mike Sherman
09/03/05	LB Robert Thomas from St. Louis Rams for CB Chris Johnson	Ted Thompson
04/29/06	2006 second-round draft choice from Denver for WR Javon Walker	Ted Thompson
09/13/06	RB Vernand Morency from Houston for RB Samkon Gado	Ted Thompson
09/01/07	RB Ryan Grant from N.Y. Giants for 2008 sixth-round draft choice	Ted Thompson
02/01/08	2008 second-round draft choice (QB Brian Brohm) from Cleveland for DT Corey Williams	Ted Thompson
04/26/08	2008 second-round draft choice (WR Jordan Nelson) and fourth-round draft choice (later traded to N.Y. Jets) from N.Y. Jets for 2008 first-round draft choice	Ted Thompson
08/06/08	2009 conditional draft choice (third-round) from N.Y. Jets for QB Brett Favre	Ted Thompson
04/13/09	Future conditional draft choice (2011 seventh-round) from Carolina for LS J.J. Jansen	Ted Thompson
04/25/09	2009 first-round draft choice (LB Clay Matthews) and fifth-round draft choice (T Jamon Meredith) from New England for 2009 second- and two third-round draft choices	Ted Thompson
09/05/09	S Derrick Martin from Baltimore Ravens for T Tony Moll	Ted Thompson
10/18/10	S Anthony Smith from Jacksonville for future conditional draft choice	Ted Thompson
09/03/11	Future conditional draft choice (seventh-round) from N.Y. Jets for G Caleb Schludearaff	Ted Thompson
04/27/12	2012 second-round draft choice (DE Jerel Worthy) from Philadelphia for 2012 second- and fourth-round draft choices	Ted Thompson
04/27/12	2012 second-round draft choice (CB Casey Hayward) from New England for 2012 third- and fifth-round draft choices	Ted Thompson
04/29/16	2016 second-round draft choice (T Jason Spriggs) from Indianapolis for 2016 second-, fourth- and seventh-round draft choices	Ted Thompson
04/27/17	2017 second-round draft choice (CB Kevin King) and fourth-round draft choice (LB Vince Biegel) from Cleveland for 2017 first-round draft choice	Ted Thompson
03/15/18	QB DeShone Kizer and 2018 fourth- and fifth-round draft choices from Cleveland Browns for CB Damarious Randall and 2018 fourth- and fifth-round draft choices	Brian Gutekunst
04/26/18	2018 first- and fifth-round draft choices and 2019 first-round choice from New Orleans for 2018 first- round draft choice	Brian Gutekunst
04/26/18	2018 first-round draft choice (CB Jaire Alexander) and seventh-round draft choice (LB Kendall Donnerson) from Seattle for 2018 first-, third- and sixth-round draft choices	Brian Gutekunst
10/30/18	2019 fourth-round choice from Washington for S Ha Ha Clinton-Dix and 2020 seventh-round choice from Baltimore for RB Ty Montgomery	Brian Gutekunst
04/25/19	2019 first-round draft choice (S Darnell Savage) from Seattle for 2019 first-, fourth- and fourth-round draft choices	Brian Gutekunst
09/03/19	LB B.J. Goodson from N.Y. Giants for future undisclosed draft choice	Brian Gutekunst
04/23/20	2020 first-round draft choice (QB Jordan Love) from Miami for 2020 first- and fourth-round draft choices	Brian Gutekunst

PLAN B FREE AGENTS, 1989-92

SIGNED

- 1989: **G Billy Ard, T Mike Arie**, NT Doug Bartlett, **WR Carl Bland**, P Maury Buford, **C Blair Bush, C James Campen**, LB Kurt Crain, **FB Michael Haddix**, RB Darryl Harris, RB Bobby Howard, LB Todd Howard, **CB Van Jakes**, TE Brent Novoselsky, K Kirk Roach, **RB Jeff Smith, TE John Spagnola, CB Mickey Sutton**, TE Gary Wilkins, NT Toby Williams.
- 1990: LB Aaron Chubb, **LB Greg Clark**, DE James Cribbs, TE Donnie Dee, **RB Paul Frazier**, TE William Harris, P Dale Hatcher, **CB Jerry Holmes**, **WR Flip Johnson**, LB M.L. Johnson, DL Shawn Miller, **WR Clarence Weathers**, C/G George Yarno.
- 1991: **T/G Louis Cheek, LB Greg Clark**, T/G Glenn Derby, CB Ventson Donelson, **FB Derrick Douglas, S Tim Hauck, T Scott Jones**, TE Brian Kinchen, **LB Kurt Larson, CB Roland Mitchell, FB Allen Rice, RB Vai Sikahema, QB Mike Tomczak**.

- 1992: **WR Sanjay Beach, CB Lewis Billups, LB Jeff Brady**, NT Frank Conover, LB Mike McDonald, **WR Kitzrick Taylor**, T David Viaene, S Charles Washington, **S Adrian White, C/G Frank Winters**.



Winters

LOST

- 1989: DE Alphonso Carreker (Denver), T Steve Collier (N.Y. Jets), RB Patrick Collins (Cleveland), RB Kenneth Davis (Buffalo), C Kani Kauahi (Phoenix), S Chris Mandeville (Washington), **CB Gary Richard** (Pittsburgh), T Tommy Robison (Atlanta).
- 1990: **WR Aubrey Matthews** (Detroit), S Ken Stills (Minnesota).
- 1991: TE Craig Hudson (Dallas), T Alan Veingrad (Dallas).
- 1992: **WR Erik Affholter** (San Diego), LB Reggie Burnette (Tampa Bay), C Blair Bush (L.A. Rams), T Steve Gabbard (Washington), **WR Jeff Query** (Houston), RB/KR Vai Sikahema (Philadelphia).

SIGNIFICANT ROOKIE FREE-AGENT SIGNINGS

B Myrt Basing	23	Curly Lambeau
B/P Verne Lewellen	24	Curly Lambeau
QB Arnie Herber	30	Curly Lambeau
B Hank Bruder	31	Curly Lambeau
E Milt Gantenbein	31	Curly Lambeau
B Clarke Hinkle	32	Curly Lambeau
G/B Buckets Goldenberg	33	Curly Lambeau
B Bob Monnett	33	Curly Lambeau
HB Joe Laws	34	Curly Lambeau
E Don Hutson	35	Curly Lambeau
E Carl Mulleneaux	38	Curly Lambeau
FB Ted Fritsch	42	Curly Lambeau
*S Willie Wood	60	Vince Lombardi
S Johnnie Gray	75	Bart Starr
TE Paul Coffman	78	Bart Starr
S Mark Murphy	80	Bart Starr
LB Randy Scott	81	Bart Starr
TE Ed West	84	Forrest Gregg
LB Mike Weddington	86	Forrest Gregg
CB Lenny McGill	94	Ron Wolf
QB Kurt Warner	94	Ron Wolf
G Joe Andruzzi	97	Ron Wolf
LB Jude Waddy	98	Ron Wolf
T Kevin Barry	02	Mike Sherman
RB Tony Fisher	02	Mike Sherman
DE Cullen Jenkins	03	Mike Sherman
FB Vonta Leach	04	Mike Sherman
DE Jason Hunter	06	Ted Thompson
G/C Evan Dietrich-Smith	09	Ted Thompson
CB Sam Shields	10	Ted Thompson
LB Frank Zombo	10	Ted Thompson
S M.D. Jennings	11	Ted Thompson
LB Jamari Lattimore	11	Ted Thompson
T/G Don Barclay	12	Ted Thompson
WR Jarrett Boykin	12	Ted Thompson
LB Andy Mulumba	13	Ted Thompson
G Lane Taylor	13	Ted Thompson
LB Jayrone Elliott	14	Ted Thompson
DT Mike Pennel	14	Ted Thompson
TE Justin Perillo	14	Ted Thompson
LB Joe Thomas	14	Ted Thompson
CB LaDarius Gunter	15	Ted Thompson
S Kentrell Brice	16	Ted Thompson
S Marwin Evans	16	Ted Thompson
P Justin Vogel	17	Ted Thompson
QB Tim Boyle	18	Brian Gutekunst
LB James Crawford	18	Brian Gutekunst
S Raven Greene	18	Brian Gutekunst
DL Tyler Lancaster	18	Brian Gutekunst
LB Krys Barnes	20	Brian Gutekunst

NOTABLE VETERAN FREE-AGENT SIGNINGS

T Cub Buck	20 (Canton)	Curly Lambeau
C Jug Earp	22 (Rock Island)	Curly Lambeau
E Lavvie Dilweg	27 (Milw)	Curly Lambeau
FB Bo Molenda	28 (NY Yankees)	Curly Lambeau
T Cal Hubbard	29 (NYG)	Curly Lambeau
B J. (Blood) McNally	29 (Pottsville)	Curly Lambeau
G Mike Michalske	29 (NY Yankees)	Curly Lambeau
G/T Tiny Engbreten	34 (Brooklyn)	Curly Lambeau
E Gary Knafelc	54 (ChiC)	Lisle Blackburn
HB Jesse Whitenton	58 (ChiB)	Ray McLean
QB Zeke Bratkowski	63 (LARm)	Vince Lombardi
DB/P Jerry Norton	63 (StLC)	Vince Lombardi
NT Jerry Boyarsky	86 (Buf)	Forrest Gregg
S Tiger Greene	86 (Atl)	Forrest Gregg
TE Clint Didier	88 (Was)	LInfante/T.Braatz
WR Perry Kemp	88 (CleB)	LInfante/T.Braatz
NT Bob Nelson	88 (TB)	LInfante/T.Braatz
CB Ron Pitts	88 (Buf)	LInfante/T.Braatz
QB Doug Pederson	95 (Mia)	Ron Wolf
WR Don Beebe	96 (Car)	Ron Wolf
LS Rob Davis	97 (ChiB)	Ron Wolf
LB Hardy Nickerson	02 (Jax)	Mike Sherman
TE Donald Lee	05 (Mia)	Ted Thompson
WR Koren Robinson	06 (Min)	Ted Thompson
LS Brett Goode	08 (Jax)	Ted Thompson
LB Erik Walden	10 (Mia)	Ted Thompson
LB Julius Peppers	14 (ChiB)	Ted Thompson
TE Jared Cook	16 (StLR)	Ted Thompson
CB Davon House	17 (Jax)	Ted Thompson
TE Lance Kendrick	17 (LARm)	Ted Thompson
TE Mercedes Lewis	18 (Jax)	Brian Gutekunst
T/G Byron Bell	18 (DalC)	Brian Gutekunst
LB Christian Kirksey	20 (Cle)	Brian Gutekunst
T Rick Wagner	20 (Det)	Brian Gutekunst

NOTABLE WAIVER ACQUISITIONS

DB Doug Hart	63 (StLC)	Vince Lombardi
FB Chuck Mercien	67 (NYG)	Vince Lombardi
WR Jon Staggers	71 (Pit)	Dan Devine
CB/RB Perry Smith	73 (Oak)	Dan Devine
G Keith Uecker	84 (Den)	Forrest Gregg
WR/KR Corey Harris	92 (HouO)	Ron Wolf
WR Ron Lewis	92 (SF)	Ron Wolf
NT Gilbert Brown	93 (Min)	Ron Wolf
WR Anthony Morgan	93 (ChiB)	Ron Wolf
T Gary Brown	94 (Pit)	Ron Wolf
QB Jim McMahon	96 (CleB)	Ron Wolf
WR Andre Rison	96 (Jax)	Ron Wolf
K Ryan Longwell	97 (SF)	Ron Wolf
CB Tod McBride	98 (Sea)	Ron Wolf
DT Grady Jackson	03 (No)	Mike Sherman
CB Jarrett Bush	06 (Car)	Ted Thompson
FB John Kuhn	07 (Pit)	Ted Thompson
DT Howard Green	10 (NYJ)	Ted Thompson
P Jacob Schum	16 (TB)	Ted Thompson
RB Tyler Ervin	19 (Jax)	Brian Gutekunst

*—wrote to Packers for tryout

FREE AGENCY
 COMMUNITY
 ADMIN. & COACHES
 VETERANS
 DRAFT & FREE AGENTS
 2020 REVIEW
 FREE AGENCY
 LAMBREU FIELD
 MISC.

UNRESTRICTED FREE AGENTS, 1993-2021

SIGNED

- 1993: WR Louis Clark (Seattle), WR Mark Clayton (Miami), G Harry Galbreath (Miami), T Tunch Ilkin (Pittsburgh), NT Bill Maas (Kansas City), S Mike Prior (Indianapolis), DE Reggie White (Philadelphia).
- 1994: RB Reggie Cobb (Tampa Bay), DE Sean Jones (Houston Oilers), G Guy McIntyre (San Francisco), LB Fred Strickland (Minnesota).
1995: None.
- 1996: WR Don Beebe (Carolina), LB Ron Cox (Chicago), DT Santana Dotson (Tampa Bay), WR/KR Desmond Howard (Jacksonville).
- 1997: S Brad Ewing (Atlanta), LS Harper LeBel (Atlanta), WR Qadry Ismail (Minnesota).
- 1998: DE Eric Curry (Tampa Bay), RB Raymond Harris (Chicago), P Sean Landeta (Tampa Bay), S Pat Terrell (Carolina), T Matt Willig (Atlanta).
- 1999: LB Anthony Davis (Kansas City), G/C Raleigh McKenzie (San Diego), LB Mike Morton (Oakland).
- 2000: P Tom Hutton (Miami), DT Russell Maryland (Oakland), LB Mike Morton (St. Louis Rams), DE John Thiery (Cleveland).
- 2001: None.
- 2002: DE Joe Johnson (New Orleans).
- 2003: FB Nick Luchey (Cincinnati), LB Hannibal Navies (Carolina), DE Chukie Nwokorie (Indianapolis), C/G Grey Ruegamer (New England).
- 2004: S Mark Roman (Cincinnati).
- 2005: G Adrian Klemm (New England), G Matt O'Dwyer (Tampa Bay).
- 2006: WR Marc Boerigter (Kansas City), S Marquand Manuel (Seattle), DT Ryan Pickett (St. Louis Rams), LB Ben Taylor (Cleveland), CB Charles Woodson (Oakland).
- 2007: CB Frank Walker (N.Y. Giants).
- 2008: LB Brandon Chillar (St. Louis Rams).
- 2009: C/G Duke Preston (Buffalo).
- 2010: None.
- 2011: None.
- 2012: DE Anthony Hargrove (Seattle), C Jeff Saturday (Indianapolis).
- 2013: None.
- 2014: None.
- 2015: None.
- 2016: None.
- 2017: TE Martellus Bennett (New England), G Jahri Evans (New Orleans).
- 2018: TE Jimmy Graham (Seattle), CB Tramon Williams (Arizona).
- 2019: S Adrian Amos (Chicago), LB Preston Smith (Washington), LB Za'Darius Smith (Baltimore), G/T Billy Turner (Denver).
- 2020: WR Devin Funchess (Indianapolis).
- 2021: None.

LOST

- 1993: S Chuck Cecil (Phoenix), T Tootie Robbins (New Orleans), RB Vince Workman (Tampa Bay).
- 1994: LB Tony Bennett (Indianapolis), G Doug Widell (Detroit).
- 1995: DT Matt Brock (N.Y. Jets), DE Don Davey (Jacksonville), S Tim Hauck (Denver), TE Reggie Johnson (Philadelphia), LB Bryce Paup (Buffalo), G Joe Sims (Philadelphia), RB Darrell Thompson (Chicago), TE Ed West (Indianapolis).
- 1996: QB Ty Detmer (Philadelphia), G Harry Galbreath (N.Y. Jets), NT John Jurkovic (Jacksonville), LB Fred Strickland (Dallas).
- 1997: WR/KR Desmond Howard (Oakland).
- 1998: RB Edgar Bennett (Chicago), CB Mark Collins (Seattle), CB Doug Evans (Carolina), P Craig Henrich (Tennessee Oilers), WR Terry Mickens (Oakland), S Eugene Robinson (Atlanta), G Aaron Taylor (San Diego), DE Gabe Wilkins (San Francisco).
- 1999: LB Lamont Hollinquest (Kansas City), RB Darick Holmes (Indianapolis), RB Travis Jervey (San Francisco), DT Bob Kuberski (Atlanta), P Sean Landeta (Philadelphia), CB/S Roderick Mullen (Carolina), QB Doug Pederson (Philadelphia), G Adam Timmerman (St. Louis Rams).
- 2000: DE Vaughn Booker (Cincinnati), LB Keith McKenzie (Cleveland).
- 2001: LB Mike Morton (Indianapolis), G Ross Verba (Cleveland).
- 2002: WR Corey Bradford (Houston Texans), S Billy Jenkins (Buffalo), CB/KR Allen Rossum (Atlanta), WR Bill Schroeder (Detroit), G/T Barry Stokes (Cleveland), DE John Thiery (Cleveland).
- 2003: DE Vonnie Holliday (Kansas City), DE/DT Billy Lyon (Minnesota), CB Tod McBride (Atlanta).
- 2004: P Josh Bidwell (Tampa Bay), S Antuan Edwards (Miami).
- 2005: S Bshawon Jue (San Diego), G Marco Rivera (Dallas).
- 2006: RB Tony Fisher (St. Louis Rams), C Mike Flanagan (Houston Texans), LB Paris Lenon (Detroit), K Ryan Longwell (Minnesota), QB Craig Nall (Buffalo), G/C Grey Ruegamer (N.Y. Giants).
- 2007: DT Kenderick Allen (Cincinnati), RB Ahman Green (Houston Texans), TE David Martin (Miami).
- 2008: CB Frank Walker (Baltimore Ravens).
- 2009: DT Colin Cole (Seattle).
- 2010: LB Aaron Kampman (Jacksonville).
- 2011: S Atari Bryant (Seattle), G Daryn Colledge (Arizona), FB Corey Hall (New Orleans), RB Brandon Jackson (Cleveland), DE Cullen Jenkins (Philadelphia), G/C Jason Spitz (Jacksonville), S Anthony Smith (Tennessee Titans).
- 2012: QB Matt Flynn (Seattle), CB Pat Lee (Oakland), C Scott Wells (St. Louis Rams).
- 2013: WR Greg Jennings (Minnesota), LB Erik Walden (Indianapolis).
- 2014: C/G Evan Dietrich-Smith (Tampa Bay), WR James Jones (Oakland), T Marshall Newhouse (Cincinnati), DE C.J. Wilson (Oakland).
- 2015: CB Davon House (Jacksonville), LB Jamari Lattimore (N.Y. Jets), CB Tramon Williams (Cleveland).
- 2016: CB Casey Hayward (San Diego), QB Scott Tolzien (Indianapolis).
- 2017: TE Jared Cook (Oakland), DB Micah Hyde (Buffalo), DE/LB Datone Jones (Minnesota), RB Eddie Lacy (Seattle), G T.J. Lang (Detroit), LB Julius Peppers (Carolina), C/G JG Tretter (Cleveland).
- 2018: S Morgan Burnett (Pittsburgh), WR Jeff Janis (Cleveland), T Utrick John (New England), TE Richard Rodgers (Philadelphia).
- 2019: CB Bashaud Breeland (Kansas City), WR Randall Cobb (Dallas), LB Clay Matthews (L.A. Rams), LB Jake Ryan (Jacksonville).
- 2020: WR Geronimo Allison (Detroit), T Bryan Bulaga (L.A. Chargers), LB Kyler Fackrell (N.Y. Giants), LB B.J. Goodson (Cleveland), LB Blake Martinez (N.Y. Giants), T Jason Spriggs (Chicago), FB Danny Vitale (New England).
- 2021: DL Montrae Adams (New England), C Corey Linsley (L.A. Chargers), G Lane Taylor (Houston), RB Jamaal Williams (Detroit).

RESTRICTED FREE AGENTS, 1993-2021

SIGNED

1993-2021: None.

LOST

- 1993: QB Don Majkowski (Ind)
- 1994: TE Jackie Harris (TB)
- 1995: CB Corey Harris (Sea)
- 1996: WR Charles Jordan (Mia)
- 1998: RB Aaron Hayden (Phi)
- 2003: S Matt Bowen (Was)



Since the Packers signed landmark free agent DE Reggie White in 1993, Green Bay has posted the NFL's second-best regular-season record at 284-162-2 (.636).

TRANSITION-PLAYER DESIGNATIONS (8)

- 1994: S LeRoy Butler
- TE Jackie Harris
- 1995: S LeRoy Butler
- 1996: S LeRoy Butler
- 2000: S LeRoy Butler
- 2001: S LeRoy Butler
- 2003: DT Cletidius Hunt
- 2005: TE Bubba Franks

FRANCHISE-PLAYER DESIGNATIONS (5)

- 1998: RB Dorsey Levens
- 1999: WR Antonio Freeman
- 2004: T Chad Clifton
- 2008: DT Corey Williams
- 2010: DE Ryan Pickett



LAMBEAU FIELD & MISCELLANEOUS

HALLOWED GROUND

One of the most revered stadiums in the country, Lambeau Field this year is hosting its 65th season of football.

A year-round destination venue enjoyed by Packers fans in a variety of ways on a daily basis, it underwent a dramatic facelift from 2000-03 that added a host of new amenities and attractions, carrying the glorious tradition and history of the Packers forward in the "like-new" Lambeau Field. Building upon that success, the venerable stadium underwent a five-year expansion and renovation (2011-15) that saw the debut of the South End in 2013, a new section which closed the south end-zone structure and features approximately 7,000 new seats, including premium seating as well as sponsor and partner areas. Additionally, the stadium's main premium seating areas were updated in a two-year, \$55 million renovation project that was fully complete at the start of the 2017 season.

Featuring the only true "retro" look in the entire league, Lambeau Field through the redevelopment and recent expansion has maintained its heart – the original seating bowl. The same hallowed ground where many of the NFL's greatest moments have transpired continues to exist, a setting in which current players will create incredible memories in future years. Even with the changes over the years, Lambeau maintains its nostalgic and intimate feel with totally unobstructed sightlines. Permeated by history, tradition and mystique, the view from inside can be awe-inspiring.

What was once just a football stadium that fans could use only 10 days during the season is today a Packers cultural center that can be enjoyed throughout the year. Within the five-story Lambeau Field Atrium, located on the stadium's east side, is the Packers Pro Shop; corporate meeting and event facilities for 25 to up to 1,200 people; the Packers Hall of Fame; and a restaurant, 1919 Kitchen & Tap (see pages 600-601 for a full listing of the Atrium dining, entertainment and retail options).

Historic Lambeau Field is the longest continuously occupied stadium in the league – 15 years more than the next-closest venue, Arrowhead Stadium in Kansas City, at 50 years. In pro sports as a whole, only the Boston Red Sox at Fenway Park (110 seasons) and the Chicago Cubs at Wrigley Field (108 seasons) have longer active home-field tenures.

HUMBLE BEGINNINGS

The stadium that enjoys iconic status today had very humble beginnings.

Originally built at a cost of \$960,000, an amount shared equally by the Packers Corporation and the city of Green Bay, the facility was financed by way of a bond issue that received 2-to-1 voter approval in a municipal referendum conducted April 3, 1956.

Located in southwest Green Bay, surrounded on three sides by the village of Ashwaubenon, Lambeau Field originally was built on farmland, purchased for \$73,305. The stadium's original architect, Somerville Inc., favored the current site because

it was sloped, making it perfect to build a bowl.

Dedicated as Green Bay City Stadium on Sept. 29, 1957 – a day that 32,132 fans saw Green Bay topple the hated Chicago Bears, 21-17 – attendees included Vice President Richard Nixon and NFL Commissioner Bert Bell. In 1965, the facility was renamed Lambeau Field following the death of E.L. "Curly" Lambeau, the Packers' co-founder and first coach.

SEATING EXPANSIONS: 1961-95

Prior to the 2003 redevelopment, seven seating additions – all paid for by Green Bay Packers Inc. – increased Lambeau's capacity from its original 32,154 to 38,669 in 1961, to 42,327 in 1963, to 50,852 in 1965 and to 56,263 in 1970. Construction of 72 initial suites in 1985 moved capacity to 56,926, and a 1990 addition of 36 boxes and 1,920 theater-style club seats changed the number to 59,543. The seventh seating addition, a \$4.7 million project in 1995, put 90 more suites in the previously open north end zone, for the first time giving the stadium the feel of a complete bowl and upping capacity to 60,890.

MAJOR UPGRADES NEEDED

Even with Lambeau Field's numerous smaller-scale changes and improvements through the years, the stadium was becoming outdated in the 1990s with other new NFL stadiums coming online.

As a publicly owned team, the Packers must generate a significant amount of income from their home to remain competitive. Challenges with capacity, as well as the need for updated suites plus more club seats, restrooms and concessions, made redevelopment a necessity.

Faced with these challenges, the organization went to work in October 1999, assembling a plan to protect 80 years of Packers history and ensure the club's continued viability. After several feasibility studies and with overwhelming support for renovation, as opposed to building a new stadium, the redevelopment plan was determined as the proper course of action. Unveiled in January 2000, the plan ultimately won voter approval that September with the hard work of people committed to preserving Green Bay's unique franchise.

"Our fans overwhelmingly asked us to save Lambeau Field," then-President/CEO Bob Harlan said. "This plan accomplishes that while giving the Packers an economic base to build for the

future in Green Bay. We want this to be the No. 1 destination in Wisconsin. We're going to build a stadium that the rest of the National Football League wished it had." Included in the redevelopment were more than 11,600 additional seats (the stadium's eighth addition), including roughly 6,600 more bowl seats, which increased Lambeau's capacity to 73,094 at the time. More than 4,000 of the seats were available for use during the 2002 season with construction ongoing, and capacity fluctuated between 65,290 and 66,110 as the season progressed.



LAMBEAU AT A GLANCE ...

- Dedicated: Sept. 29, 1957; Green Bay 21, Chicago Bears 17
■ Capacity: 81,441 (present)
73,094 in 2003
65,290 to 66,110 in 2002
60,890 in 2001
32,154 in 1957 (original seating)
■ Original name: Green Bay City Stadium
■ Original cost: \$960,000 (paid off in 1978)
■ Renamed: Rededicated as Lambeau Field, Sept. 11, 1965, following death of Curly Lambeau the previous June
■ Owner: City of Green Bay and Green Bay/Brown County Professional Football Stadium District (operated/maintained by the team)
■ Field: Renovated in 2018, the top level of the field system is 10 inches of root-zone sand and Kentucky bluegrass turf. SISGrass polyethylene fibers are stitched into the surface, providing strength and stability to the field. Fibers extend approximately seven inches below the surface, and are spaced every three-quarters of an inch. Approximately 20 million individual stitches make up the process.
■ Heating system: Updated in 2018 and contains more than 43 miles of radiant heating pipe, which can maintain a root-zone temperature of 55-plus degrees to keep the ground from freezing during the season's latter months. First system was put in by Vince Lombardi for 1967 season (failed during Ice Bowl).
■ Location: 1265 Lombardi Ave., southwest Green Bay
■ NFL Championship Games: Three (1961, 1965 and 1967)
■ Packers' all-time record, Lambeau Field:
Regular Season: 240-124-6 (.658)
Postseason: 18-6-0 (.770)
Overall: 258-130-6 (.663)



The main concourse, previously so narrow in some places that it had become a safety problem, also was expanded significantly in 2002. And a new, upper concourse, complete with concession stands and restrooms, that increases the ease with which fans can move through the facility, fully debuted in 2003 with the project's completion after partial use in 2002.

Concession stands and restrooms were greatly expanded as well. Concession points of sale increased to 281 on the main and upper concourses alone, up from 186. The 2003 project dramatically increased the availability of women's and men's restrooms.

The centerpiece of the redeveloped stadium is the Lambeau Field Atrium, a 376,000-square-foot, five-plus-story structure on the east side. Molson Coors is a partner with the Packers in the Atrium and is the sponsor of the area's main entrance gate, the Miller Lite Gate. Welcoming fans is a glass wall, facing Lombardi Avenue, measuring more than 180 feet long and 80 feet high. Additionally, in July 2002, all of the team's administrative and football-operations offices also relocated to within the Atrium.

Just outside the Atrium is the Robert E. Harlan Plaza, named in honor of the former team CEO (1989-2008). In the space are bronze statues of team founder Curly Lambeau and legendary coach Vince Lombardi. Sculpted by Julie Rotblatt-Amrany (Lombardi) and Omri Amrany (Lambeau) of the Fine Art Studio of Rotblatt-Amrany in Highland Park, Ill., each statue is 14 feet tall and sits atop three feet of steps and a four-foot base. Benches throughout the area make the plaza a great place to sit and soak up the majesty of Lambeau Field.

The **Packers' football facilities** – a vital element in attracting players in today's ultra-competitive NFL – also were enhanced greatly by the stadium's redevelopment, debuting in time for the 2002 season. The centerpiece of these quarters is a breathtaking, 64-by-120-foot, football-shaped locker room with 64 stately wooden lockers. Another 38 lockers can be found in an adjoining, auxiliary locker room.

The football facilities also feature a much larger athletic training room with all of the latest therapy pools, as well as a permanent X-ray machine, individual position meeting rooms with theater-style seating, a 150-plus-seat team auditorium, a basketball court with a parquet wood floor, and a racquetball court.

Other benefits realized through the redevelopment project included a modern system of field lights that is more than eight times brighter than the previous stadium lights, and a new visiting-team locker room. In 2018, the stadium lights were

LAMBEAU FIELD UPGRADES

TICKETS

- Increase in stadium capacity to 81,441 in 2014.
- Increase in stadium capacity from 60,890 in 2001 to 73,094 in 2003.
- The Packers make 2,500 tickets available per game to Brown County residents 18 and over who do not hold season tickets; the program began in 2003.
- The season-ticket waiting list, which currently stands at 144,000, continues to grow.

PREMIUM SEATING


- 168 state-of-the-art private suites featuring increased square footage and high-end custom finishes.
- Club seating increased from 1,920 indoor seats to approximately 3,000 indoor and 3,000 outdoor seats.
- An exclusive club level can be accessed by suite and club seat holders on game day. Available to the general public during the year for functions.
- 20 Terrace Suites in South End feature 12 seats and indoor and outdoor areas.
- Champions Club features 160 seats high above in the South End.
- A two-year, \$55 million suite and club-seat area renovation project wrapped up in 2017.

AMENITIES

- Concession points of sale doubled (to almost 300).
- Dramatic increase in number of restroom facilities.
- Disabled seating increased from 56 to 876.
- An upper concourse added and existing concourses widened.
- Three new gates (Bellin Health, American Family Insurance, South) added to better serve fans.
- Enhanced Wi-Fi and cellular systems added in 2015.
- Currently undergoing a multi-year concourse renovation project to convert several concession stands to efficient grab-and-go stands.

updated to a new system featuring LED lights that use 60 percent fewer kilowatts, enhanced glare control and greater color rendition for spectators and broadcasts.

Also, a larger, more comfortable and modern press box that can seat in excess of 250 media members for a playoff game – positioned along the sidelines – debuted in 2002. In 2003, the press box was renamed "The Lee Remmel Press Box" in honor of the late former newspaper sportswriter, Packers public relations director and team historian who had more than 60 years of close association with the organization.



2000-03 REDEVELOPMENT FINANCING

- Total cost: \$295 million
- Referendum passed by Brown County voters Sept. 12, 2000.
- \$160 million in bonds from half-cent sales tax in Brown County.
- \$9.1 million for stadium infrastructure improvements from the state of Wisconsin.
- \$125.9 million from the Packers, the city of Green Bay and the NFL...One-time seat-user fee (\$1,400 for seven-game "Green Package" ticket holders, \$600 for three-game "Gold Package" ticket holders) in 2001...Proceeds contributed from the 1997-98 stock sale and an NFL loan...Additionally, the club pledged to cover any project cost overruns in consideration of its authority to direct the design of the building and stadium construction.

Overall, the project took 32 months to complete and was completed on time – and on budget – with the Packers remaining in Green Bay to play all of their games.

FINANCING THE 2000-03 REDEVELOPMENT

A portion of the 2003 project's \$295 million financing came in the form of a half-cent sales tax in Brown County – where the Packers make their estimated nearly \$300 million annual economic impact – that supported more than \$160 million in bonding. Voters approved the support by county-wide referendum on Sept. 12, 2000. (The tax ended on Sept. 30, 2015.) The state of Wisconsin approved funding of an additional \$9.1 million for stadium-infrastructure improvements. The Packers, the city and the NFL contributed \$125.9 million from a one-time seat user fee (\$1,400 for seven-game "Green Package" ticket holders, \$600 for three-game "Gold Package" ticket holders, in 2001), proceeds from the 1997-98 stock sale and an NFL loan. And, the club pledged to cover any project cost overruns in consideration of its authority to direct the design of the building and stadium construction.

The Packers' contribution to the project ranked as the fifth highest in NFL history at that point. Tommy Thompson, Wisconsin governor at the time, signed into law enabling legislation May 13, 2000, in a ceremony held on the playing field. Later, on Jan. 3, 2001, the Green Bay/Brown County Professional Stadium District Board approved a new Lambeau Field 30-year lease agreement between the district, the Packers and the city of Green Bay. A groundbreaking ceremony, involving then-Governor Scott McCallum, area dignitaries and Packers officials and players, subsequently was held May 19, 2001.

TEAM BENEFITS FROM NEW REVENUE STREAMS

The Lambeau Field Atrium, with its many attractions, created an "entertainment district" at the legendary stadium, a concept pioneered at venues like Camden Yards in Baltimore and Progressive Field in Cleveland.

Revenue generated from the Packers Pro Shop, the Packers Hall of Fame, 1919 Kitchen & Tap, the Atrium eateries and Lambeau Field events is essential to the Packers' long-term survival. In just the first year, with only the new Pro Shop open and several gate sponsorships sold, the Packers' NFL revenue ranking for the fiscal year 2002-03 jumped to 10th, up from 20th the prior year. The strong financial performance continued during the ensuing fiscal years as all elements of the redeveloped stadium came online; the club's NFL revenue ranking has continued to be in the second quartile, allowing the team to continue delivering on its promise to the community and its fans – turning profitability into the preservation of the franchise and the stadium. The redevelopment's economic impact on the area has been positive as well; more than half of the Lambeau Field events department's bookings come from outside Brown County, bringing in additional business to

LONGEST CONTINUOUSLY OCCUPIED NFL STADIUMS

Years	Current Name	Tenant	First NFL Game
65	Lambeau Field	Green Bay Packers	1957
50	Arrowhead Stadium	Kansas City Chiefs	1972
49	Highmark Stadium	Buffalo Bills	1973
47	Mercedes-Benz Superdome*	New Orleans Saints	1975
35	Hard Rock Stadium	Miami Dolphins	1987
27	TIAA Bank Field	Jacksonville Jaguars	1995
26	Bank of America Stadium	Carolina Panthers	1996
25	FedExField	Washington Football Team	1997
24	M&T Bank Stadium	Baltimore Ravens	1998
	Raymond James Stadium	Tampa Bay Buccaneers	1998
23	FirstEnergy Stadium	Cleveland Browns	1999
	Nissan Stadium	Tennessee Titans	1999
22	Paul Brown Stadium	Cincinnati Bengals	2000
21	Heinz Field	Pittsburgh Steelers	2001
	Empower Field at Mile High	Denver Broncos	2001
20	Ford Field	Detroit Lions	2002
	Gillette Stadium	New England Patriots	2002
	NRG Stadium	Houston Texans	2002
	Lumen Field	Seattle Seahawks	2002
19	Lincoln Financial Field	Philadelphia Eagles	2003
	Soldier Field (new)	Chicago Bears	2003
16	State Farm Stadium	Arizona Cardinals	2006
14	Lucas Oil Stadium	Indianapolis Colts	2008
13	AT&T Stadium	Dallas Cowboys	2009
12	MetLife Stadium	N.Y. Giants/N.Y. Jets	2010
8	Levi's Stadium	San Francisco 49ers	2014
6	U.S. Bank Stadium	Minnesota Vikings	2016
5	Mercedes-Benz Stadium	Atlanta Falcons	2017
2	Allegiant Stadium	Las Vegas Raiders	2020
	SoFi Stadium	L.A. Chargers/L.A. Rams	2020

*New Orleans Saints played only preseason games at Superdome in 2005

the Green Bay area. The Atrium already has events booked out several years in advance.

THE PLAYING SURFACE

In 2018, the Packers renovated Lambeau Field's playing surface, which had last been upgraded in 2007. The field's root-zone sand stabilizing fibers were in need of replacement due to regular wear and tear of the field. The project called for the removal and replacement of the 12 inches of sand root zone, as well as the underlying pea gravel. The bottom subgrade level consisting of compacted clay and drain tile was left intact, as it is still in excellent condition. The project also allowed the organization to make slight adjustments to the field itself, including rezoning the irrigation system to allow better control and raising the pea-gravel layer two inches. On the second layer from the bottom, new tubing for the heating system was installed on the gravel layer, bringing it two inches closer to the surface to help maximize the system's efficiency and effectiveness. Root-zone




2011-15 EXPANSION AND RENOVATION FINANCING

- Total cost: \$312 million for two phases; no funding from public tax money.
- The first phase, including the south end-zone expansion, sound and video upgrades, cost \$146 million and was funded by the Packers (\$64 million from the organization's fifth stock sale), an NFL loan (\$61 million) and a contribution from the stadium district (\$21 million).
- The second phase, including the Atrium renovations, cost \$166 million and was funded by the Packers (\$111 million through traditional financing) and an NFL loan (\$55 million).




1965

Original concept,
1955

1974



1985



2000

sand was then installed at a depth of 10 inches rather than the previous 12 inches. Kentucky bluegrass sod was installed, and once established, synthetic fibers from SISGrass were stitched into the profile at a depth of seven inches, with three-quarters-of-an-inch spacing between fibers. The fibers are polyethylene, replacing the polypropylene fibers that had been utilized since 2007. A slight crown of .6 percent continues to exist to assist water and snow runoff when the field is covered with a tarp. Additionally, the apron surrounding the field was recoated with the same rubberized, non-skid material that was used previously. A new system of grow lights also debuted in 2018 to further enhance the surface and extend the growing season into the cooler months.

2011-15 EXPANSION AND RENOVATION

The 2011-15 expansion and renovation of Lambeau Field and the Atrium, a \$312 million project, began in 2011 with the installation of a distributed-audio system that delivers sound more consistently and evenly throughout the stadium bowl. The 2012 season featured new high-definition video boards in the end zones with displays four times larger than the old versions, as well as a new Bellin Health Gate on the north end of the stadium with an accompanying North Loft, a popular rooftop viewing platform located just beneath the scoreboard. The South End (opened in 2013) is served by the South Gate with escalators and elevators to service the five levels of seating. The multiple sections feature amenities not previously available in Lambeau Field, from viewing platforms in the general seating areas for watching the action on the field, to indoor-outdoor suite configurations and inclusive meal arrangements in the premium and partner areas. Atrium renovation work included a larger Oneida Nation Gate with plaza (2013), a new east gate – the American Family Insurance Gate – with a 50-foot Lombardi Trophy replica, a new Packers Pro Shop and a redone Harlan Plaza with a new statue – “The Lambeau Leap” – that allows visitors to replicate the fan-favorite touchdown celebration (2014). The final Atrium components, completed in 2015, are a new Packers Hall of Fame and a new restaurant, 1919 Kitchen & Tap, on the main floor of the Atrium. Enhanced internet connections also were added in 2015 in the stadium and Atrium through upgrades in cellular and Wi-Fi systems.

Other fan-experience enhancements included a new concession-sales system (2012), further reducing the time fans are out of their seats, and another 30 points of sale (2013). The recent expansion also increased the number of men's and women's restrooms.

In terms of seating capacity, the ninth addition brought approximately 7,600 new seats online for the 2013 season, putting capacity at 80,735. With the debut of standing-room-only areas in 2014, capacity of Lambeau Field now stands at 81,441, second only to New York's MetLife Stadium (82,500).

The football facilities also received an upgrade during the recent renovations. The main component is the Conditioning, Rehabilitation and Instructional Center (CRIC), which includes

an indoor, 35-yard field that can be used for a variety of activities, including team walk-throughs, strength and conditioning work, and rehabilitation exercises for injured players. The new football facilities, located underneath and adjacent to the Oneida Nation Gate, also include a weight room, team dining area, player resource and development area and player lounge. The athletic-training facilities also were enhanced with expanded treatment space and additional hydrotherapy pools.

In addition to the stadium and Atrium projects, premium-seating areas recently underwent a two-year, \$55 million renovation project, which included the installation of operable windows in the suites and updated furniture and décor in the club-seat common areas. All updates were complete by the beginning of the 2017 season.

The 2011-15 renovation project, not including the updates to the suites and club seats, cost \$312 million, with no funding coming from public tax money. The first phase, including the South End expansion, sound and video upgrades, totaled \$146 million and was funded by the Packers (\$64 million from the organization's fifth stock sale), an NFL loan (\$61

LAMBEAU EXPANSIONS

Bowl Structure

- **1961:** Added 6,519 seats to 38,669.
- **1963:** Added 3,658 temporary bleacher seats to 42,327.
- **1965:** Removed 3,658 temporary bleacher seats and added 12,183 permanent seats to 50,852 (top left).
- **1970:** Added 5,411 seats to 56,263 (top right, in mid-1974 – fully enclosing stadium bowl).

Suites/Club Seats

- **1985:** Original 72 suites added 663 seats, increased capacity to 56,926.
- **1990:** Team spent \$8.263 million to erect 36 new suites and 1,920 club seats in south end zone; construction added 2,617 total seats and capacity increased to 59,543.
- **1995:** Packers spent \$4.7 million to enclose north end zone with 90 more suites; added 1,347 seats to increase capacity to 60,890.

Renovation/Redevelopment

- **2001-03:** The \$295 million project added 12,032 seats, pushing capacity to 73,094.
- **2014:** The \$146 million South End expansion in 2013 and addition of standing-room-only areas in 2014 raised capacity by 8,341 to put it at 81,441.

LONGEST ACTIVE HOME-FIELD TENURES, PRO SPORTS

Years	Current Name	Tenant	First Game
110	Fenway Park	Boston Red Sox	1912
108	Wrigley Field	Chicago Cubs	1914
65	Lambeau Field	Green Bay Packers	1957
60	Dodger Stadium	Los Angeles Dodgers	1962
56	Angel Stadium	Los Angeles Angels	1966
53	Madison Sq. Garden	New York Knicks & New York Rangers	1968



February 1957



June 1957



Sept. 29, 1957

million) and a contribution from the stadium district (\$21 million). The stadium district's user fee was updated in 2013 and set at \$2,100 for the "Green Package," and \$900 for the "Gold Package." The second phase, including the Atrium renovations, totaled \$166 million and was funded by the Packers (\$111 million through traditional financing) and an NFL loan (\$55 million). In 2018, the team began a multi-year concourse-renovation project to further enhance the fan experience. The first phase, which was complete for the 2018 season, included concourse audio upgrades and new grab-and-go concession stands. The next phase included upgrades to the club-level concession stands and kitchen, additional grab-and-go locations and a new fan common area on the upper concourse, which were complete for the 2019 season. Ahead of the 2020 season, more grab-and-go concession stands were added in

ORIGINAL CONSTRUCTION

- **Proposal:** Momentum to build a new stadium started building in 1954. Fred Leicht, chairman of the Packers' grounds committee and a member of the Executive Committee since 1935, played a lead role in pushing for a new 32,000-seat stadium.
- **Referendum:** Passed April 3, 1956 (11,575 to 4,893), while community leaders continued debate over a site.
- **Site:** In late April 1956, the Packers hired an engineering company to study proposed locations. The company in July 1956 recommended the corner of Highland (now Lombardi) Avenue and Ridge Road.
- **Land:** The city council purchased farmland owned by Victor and Florence Vannieuwenhoven in August 1956 for \$73,305.
- **Contract:** Awarded early in 1957, with groundbreaking as soon as weather permitted.
- **Time:** No longer than nine months, in time for the 1957 opener.
- **Cost:** \$960,000 in municipal bonds; the Packers Corporation paid \$634,700 in interest and principal.

both the lower and upper



August 1957

zone façade during a halftime ceremony on Nov. 26, 2015. The late Ted Thompson, former Packers GM, will also have his name added to the façade this season in a special ceremony to honor his many contributions to the Packers.

HOME-FIELD ADVANTAGE

Lambeau Field is among the NFL's toughest places to play. Green Bay holds a 168-53-2 (.758) regular-season record at Lambeau since 1992, plus a 13-6 mark in the playoffs, for an overall record of 181-59-2 (.752). In the midst of nearly four full seasons at home without a defeat – prior to a 1998 Monday night loss to Minnesota, their last setback at Lambeau had come in the 1995 season opener – the Packers established the NFL's second-longest home winning streak (25). Only the Miami Dolphins (1971-74) have won more consecutive regular-season home games (27).

LEGENDS ADORN THE FAÇADE

Also prominent within the stadium are the names of the 27 Packers players, coaches and contributors elected to the Pro Football Hall of Fame in Canton, Ohio. The late Bobby Dillon, a safety for the Packers from 1952-59, will become the 26th name added to the façade this season, in honor of his Hall of Fame enshrinement in 2020. Cornerback/safety Charles Woodson, who played for the Packers from 2006-12, will be the 27th name added in honor of his enshrinement in 2021. The Packers' 13 NFL championship seasons (south scoreboard) and six retired jersey numbers (north end zone) are displayed in the stadium as well. Favre's No. 4, which was retired July 18, 2015, during the Packers Hall of Fame induction banquet, was formally unveiled on the north end-

BUCKET-LIST DESTINATION

The NFL's longest-tenured venue, Lambeau easily ranks as one of the most recognized and envied locales in all of sports, a fact recognized in 1999 when *Sports Illustrated* named it the eighth-best facility in the world to watch sports – and the lone NFL stadium to make the magazine's "Top 20" list. In 2007 and 2009, *SI.com* rated Lambeau Field as the No. 1 stadium experience in the NFL, as did *ESPN The Magazine* in 2009 and 2011-16. *USA Today* in 2015 also ranked it No. 1, calling it "the NFL's only historic gem, the only one that would appear on a sports bucket list." In 2017, FoxSports.com also named Lambeau Field the best stadium in the NFL, describing it as "the undisputed king of NFL stadiums," and *Sporting News*

THE LAMBEAU BOWL

One of Lambeau Field's special characteristics is its classic seating bowl, now exclusive to Green Bay. The bowl design, common in many traditional college football stadiums, remains virtually untouched since the \$295 million stadium renovation in 2003. Did you know ...

- The original architectural firm, Somerville Inc., favored the Lambeau construction site because it sloped, perfect for building a bowl.
- The bowl's outstanding sightlines are generally credited to Dick Gustafson, who worked closely with John Somerville during the design phase.
- Some of Gustafson's inspiration came from Michigan Stadium in Ann Arbor, where he went to college.
- Despite seating more than 62,713 (including an additional 6,601 from the recent renovation), the bowl still offers the NFL's highest percentage of great seats. Somerville credits that intimacy to the fact that the stadium was the first in the world designed exclusively for pro football.
- The original stadium district instructed Somerville to design a facility that could easily expand, and allow for off-season construction projects to be completed by August.
- The original wooden bleachers remained in place for 12 seasons. Workers replaced them with the now-iconic aluminum benches before the 1969 season.

in 2018 deemed it the No. 1 NFL stadium and "part museum, part mecca, all classic." Thousands of fans polled through SeatGeek in 2019 ranked Lambeau Field the best atmosphere in the NFL, and Forbes in 2020 named Packers fans the most passionate fans in sports.

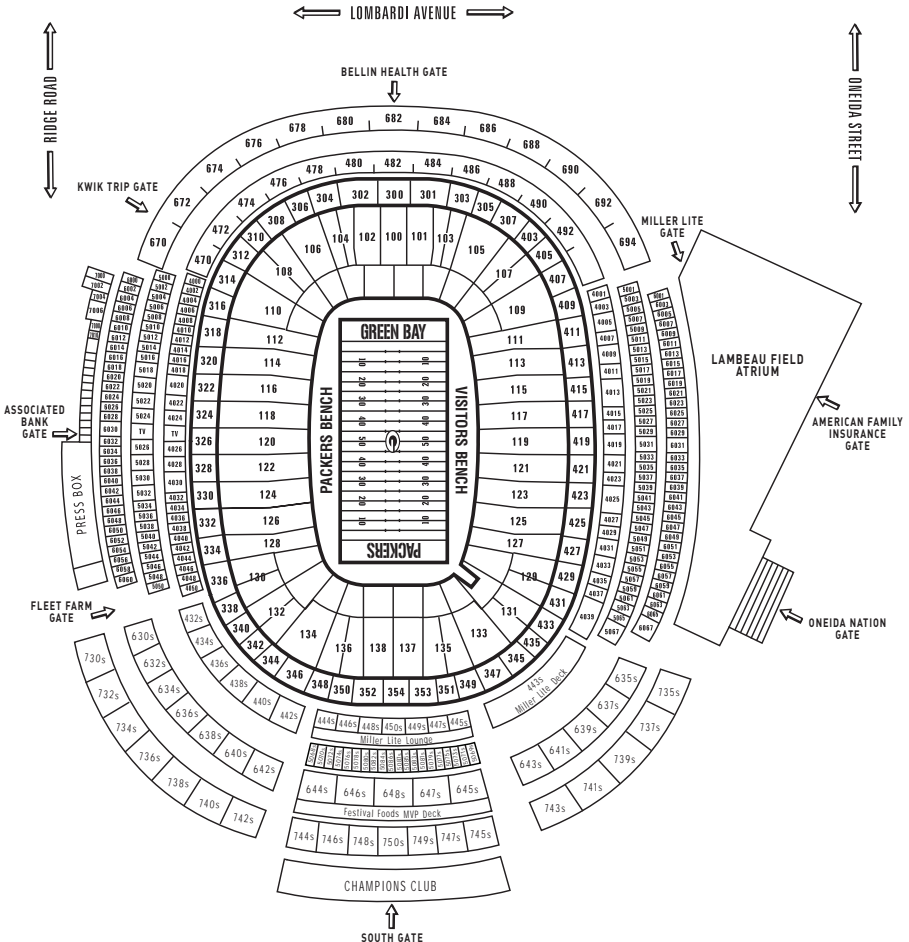
LAMBEAU HOSTS COLLEGE SPORTS, CONCERTS, COMMUNITY EVENTS

Large-scale stadium events have included the Frozen Tundra Hockey Classic in February 2006, a Wisconsin Badgers-Ohio State Buckeyes matchup that drew 40,890 fans, the fourth-largest hockey crowd at the time. Two Kenny Chesney concerts (2011, and 2015 with Jason Aldean), a 2017 Billy Joel concert and a 2019 Paul McCartney concert each attracted more than 45,000 music lovers to the stadium. The Lambeau Field College Classic, presented by Carmex®, featuring LSU and Wisconsin in 2016, brought college football back to Lambeau Field and two passionate fan bases to Green Bay. The events were a financial boon to the local economy, with \$3 million (hockey), \$5 million (each concert) and \$13 million (college football) impacts. College football will return once again with a game between Notre Dame and Wisconsin set for Sept. 5, 2026. Originally planned for Oct. 3, 2020, the game was rescheduled due to the COVID-19 pandemic. On the community front, the Atrium has regularly hosted free events. "Spooktacular Fun," a family Halloween event, takes place in October. Festival of Lights, a holiday-themed event in December, features a visit from Santa Claus and a 40-foot

tree with 10,000 lights. Later in winter, the Atrium welcomes "Project Play 60" – a day focused on kid-friendly physical activity. More than 20,000 residents enjoy the Atrium during these days. In 2021, Lambeau Field hosted a COVID-19 community vaccination clinic in partnership with Bellin Health and Brown County Public Health, first in the Atrium and later moved to the Terrace Suites in the South End.

2021 TICKET PRICES (Preseason / Regular season)

Sections between 20-yard lines (115-124 and 322-330)	\$74 / \$149
Sections from 20-yard line to end zone (109-114, 125-130, 314-320 and 332-338)	\$69 / \$134
End-zone sections (100-108, 131-138, 303-312 and 340-354)	\$58 / \$118
South End, 600 sections (630-643)	\$64 / \$129
South End, 700 sections (730-750)	\$61 / \$121
Suite tickets (4,000, 5,000, 6,000 Levels; Terrace Suites)	\$74 / \$149
Indoor club seats (Sections 470-492 and 670-694)	\$144-\$157 / \$289-\$312
Outdoor club seats (Sections 403-435)	\$144-\$219 / \$289-\$434
Champions Club seats	\$208-\$217 / \$413-\$432



IMPROVEMENTS TO OTHER FACILITIES

In the two decades prior to the start of the 2003 redevelopment project, the Packers organization itself had spent more than \$50 million on improvements to the stadium, the previous club administration building and training facilities, including construction of the original indoor practice structure in 1982 and its replacement, the Don Hutson Center, in 1994 at a cost of nearly \$4.7 million. In 2019, the Don Hutson Center was renovated with new artificial turf (FieldTurf) with an updated field-marking layout that features a full-sized field. The team's two outdoor practice fields, Clarke Hinkle Field and Ray Nitschke Field, were updated in 2020 and 2021, respectively, to match the turf at Lambeau Field. As part of the recent renovations, a heating system was installed under Hinkle Field to keep the ground from freezing late in the season and afford the team the opportunity to practice outside. Nitschke Field also has a seating facility, erected in 2009, for fans attending training-camp practices.

STADIUM OWNERSHIP

Lambeau Field today is owned by the city of Green Bay, the Green Bay/Brown County Professional Football Stadium District and the Green Bay Packers. The stadium is operated by the Packers under a three-party lease with a primary term that runs through 2031. Retirement of the city's original \$960,000 debt from the stadium's initial construction in 1957 was celebrated at a mortgage-burning ceremony in May 1978.

TICKETS AND WAITING LIST

While Lambeau has been sold out since 1960 and on a season-ticket basis since 1961 (350 consecutive regular-season games, not including replacement games, prior to the 2020 season), the streak was put on an unprecedented pause in 2020, when the COVID-19 pandemic prevented paid attendance during the regular season. Season Ticket Holders will return to Lambeau Field for another sold-out season in 2021. But the historic stadium was not the Packers' only regular-season home until 1995. The team maintained two separate ticket packages after moving all games to Green Bay, eliminating four annual dates at Milwaukee County Stadium.

In 2021, "Gold" ticket holders (made up primarily of former Milwaukee season patrons) have a three-game package consisting of the USA Football preseason contest plus the second and fifth regular-season home games. "Green" season customers (made up of original Green Bay ticket holders) have a seven-game package consisting of the Green Bay Packers Give Back preseason game and the remaining six regular-season contests. The 2022 home schedule will have the Packers hosting one preseason and nine regular-season contests as part of the NFL's 17-game schedule.

The block of additional seats in 2003 helped the Packers remove roughly 3,600

names from their season-ticket waiting list – which at the start of the 2020 season had more than 141,000 names on it – between both ticket packages. The 7,000-plus new seats in 2013 helped the Packers remove another 5,000 names from the list. Additionally, Brown County residents without season tickets have a chance to purchase four tickets each year through the Brown County Ticket Drawing, with 2,500 bowl tickets available for residents for each game. Disabled-accessible seats also increased dramatically through both projects, rising from 56 to 756 in 2003, and to 876 currently.

19 MEMORABLE GAMES

- **Sept. 29, 1957:** Packers 21, Chi. Bears 17...New City Stadium is dedicated with Miss America, Vice President Richard Nixon and actor James Arness on hand...Babe Parilli hits Gary Knafelc on fourth-quarter TD pass.
- **Sept. 27, 1959:** Packers 9, Chi. Bears 6...Vince Lombardi wins his first game; gets carried off the field after team erases 6-0 fourth-quarter deficit with Jim Taylor touchdown and Dave Hanner safety.
- **Dec. 31, 1961:** Packers 37, N.Y. Giants 0...First NFL title game in Green Bay and Lombardi's first of five NFL crowns...Packers total 345 yards on league's No. 1 defense, led by Sam Huff.
- **Oct. 7, 1962:** Packers 9, Detroit 7...Herb Adderley's interception leads to Paul Hornung's game-winning field goal in the final seconds of "Run to Daylight" game... Biggest victory of the season for what is arguably Lombardi's best team.
- **Dec. 26, 1965:** Packers 13, Balt. Colts 10...In Western Conference Playoff, Green Bay wins first franchise overtime contest on Don Chandler's 25-yard field goal... Chandler ties game with controversial 22-yarder with 1:58 left in regulation...In 1966, NFL raises its uprights.
- **Jan. 2, 1966:** Packers 23, Clev. Browns 12...In snowy 1965 NFL Championship game, Taylor and Paul Hornung combine for 201 yards on the ground...Packers hold Jim Brown to 50 yards.
- **Dec. 31, 1967:** Packers 21, Dal. Cowboys 17...In -13 temperatures (-46 wind chill), Bart Starr scores on sneak in game's final minute, ending 12-play drive...Last NFL title game in Green Bay... "Ice Bowl" win sends Packers to AFL-NFL world championship game (Super Bowl II).
- **Sept. 7, 1980:** Packers 12, Chi. Bears 6...Chester Marcol catches his own blocked kick (by Alan Page) and runs 25 yards for game-winning touchdown six minutes into overtime...First overtime contest in Packers-Bears series, NFL's longest rivalry.
- **Jan. 8, 1983:** Packers 41, StL Cardinals 16...Lambeau hosts first postseason game in 15 years ("Super Bowl Tournament").
- **Oct. 17, 1983:** Packers 48, Washington 47...Teams combine for 1,025 yards in one of the highest-scoring games in history of *Monday Night Football*...Mark Moseley misses FG as time expires.
- **Nov. 5, 1989:** Packers 14, Chi. Bears 13...Sterling Sharpe's 14-yard fourth-quarter touchdown catch knots contest with 32 seconds left, but official flags Don Majkowski for crossing line of scrimmage...Four minutes later, instant replay official Bill Parkinson overturns call.
- **Sept. 20, 1992:** Packers 24, Cincinnati 23...New acquisition Brett Favre comes off the bench to erase 20-7 fourth-quarter deficit, finds Kitrick Taylor for 35-yard touchdown with 13 seconds left.
- **Dec. 31, 1994:** Packers 16, Detroit 12...Fritz Shurmur's defense holds NFL rushing leader Barry Sanders to -1 yard on 13 attempts, and Lions as a team to -4 yards, to advance in playoffs.
- **Jan. 12, 1997:** Packers 30, Carolina 13...With -17 wind chill, Green Bay wins NFC championship, earns first trip to Super Bowl in 29 years...Packers rush for 201 yards.
- **Nov. 6, 2000:** Packers 26, Minnesota 20...Antonio Freeman makes incredible catch in rain, scores on 43-yard touchdown in overtime on *Monday Night Football*.
- **Jan. 4, 2004:** Packers 33, Seattle 27...Al Harris picks off Matt Hasselbeck and scores on 52-yard interception return, the first defensive touchdown in NFL sudden-death playoff history.
- **Jan. 12, 2008:** Packers 42, Seattle 20...Packers spot Seahawks 14-0 lead, then storm back to outscore visitors, 42-6, as heavy snow falls...Six TDs and 42 points both set team postseason records at the time.
- **Jan. 11, 2015:** Packers 26, Dallas 21...Packers rally from eight-point deficit in second half to defeat Cowboys in their first playoff visit to Lambeau since fabled "Ice Bowl."
- **Sept. 9, 2018:** Packers 24, Chi. Bears 23...In opener of their 100th season, Packers rally from 20-0 deficit for first win in team history after trailing by 17-plus points entering fourth quarter. Aaron Rodgers returns from second-quarter knee injury to complete 17 of 23 passes for 273 yards and three TDs in second half.

OTHER HOMES OF THE PACKERS, 1919-94



HAGEMASTER PARK

The Packers maybe gained more cachet than one might expect of a first-year semipro football team in 1919, but the setting for their home games had a purely sandlot, pickup-game flavor.

There was no fence, no bleachers, no frills.

They simply played on an open field in Hagemaster Park (pictured below), a large public park located where Green Bay East High School and old City Stadium stand today and connected to Joannes Park.

There had been a ballpark in Hagemaster when Green Bay fielded a minor-league baseball team from 1905-14, but it was torn down in the spring of 1918. That version was referred to as the League Ballgrounds or the W-I Ballpark. The latter was a derivative of the name of the minor league – Wisconsin-Illinois – that Green Bay was a part of from 1908-14.

Throughout the summer of 1919, local sports advocates bemoaned the absence of a ballpark in a city the size of Green Bay and worried that it might prevent East and West high schools from playing home games or, worse yet, fielding teams.

It was under that cloud that the Packers were formed. Yet they somehow managed to survive.

Their only way of making money was for co-founder and manager George Whitney Calhoun, with the help of others, to pass a hat during games. Fans walked the sidelines following the ball, even edging onto the field at times, and those who didn't would pull their Model-Ts up close to the action and watch from their front seat.

The next year, local typewriter salesman C.M. "Neil" Murphy took over as business manager of the Packers and led the effort to build a fence around the field. After getting approval and support from the property owners and others, Murphy invited fans to show up on a Saturday morning with hammers in hand and help build it.

But once the season ended, the contract called for the fence and bleachers to be torn

down and the lumber to be returned to the Indian Packing Co. In the spring of 1921, the ballpark was rebuilt on the same spot, with the same lumber and the same design.

When the Packers were admitted to the American Professional Football Association in August of that year, seating was expanded to about 3,500. The Packers played their games there that season and again in 1922.

PACKERS ATTENDANCE RECORDS

10 LARGEST HOME CROWDS

Green Bay (reg. season):

78,526	Det.	11/15/15
78,481	DalC,	10/16/16
78,488	ChiB,	11/26/15
78,437	Ind.	11/6/16
78,434	SD,	10/18/15
78,433	Sea.	9/20/15
78,432	StLR,	10/11/15
78,431	NE,	11/30/14
78,461	Min.	9/16/18
78,416	Min.	9/15/19

Milwaukee (reg. season):

55,592	Min.	11/26/89
55,256	DalC,	11/12/78
55,125	Min.	10/28/90
55,119	Det.	11/21/93
55,012	Min.	9/27/81
55,011	Mia.	9/11/94
54,995	Det.	11/6/94
54,983	Sea.	10/10/76
54,885	Atl.	12/18/94
54,776	DalC,	9/28/80

10 LARGEST ROAD CROWDS

93,329	DalC,	10/8/17
93,024	DalC,	10/6/19
91,054	DalC,	12/15/13
90,535	LARm,	12/11/55
89,295	Was.	10/31/04
87,760	Was.	10/10/10
83,943	CleB,	9/18/66
82,137	CleB,	12/7/69
80,558	LARm,	10/21/73
80,365	NYG,	11/25/12

LARGEST PLAYOFF CROWDS

93,396	@DalC,	1/15/17 (2016 NFC Divisional Playoff)
91,060	Pit. (@ N. Texas),	2/6/11 (Super Bowl XLV)
81,367	@Wash.,	1/10/16 (2015 NFC Wild Card Playoff)
*79,704	DalC (LF),	1/11/15 (2014 NFC Divisional Playoff)
78,998	Sea. (LF),	1/12/20 (2019 NFC Divisional Playoff)
77,549	NYG (LF),	1/8/17 (2016 NFC Wild Card Playoff)
77,525	SF (LF),	1/5/14 (2013 NFC Wild Card Playoff)
75,546	Oak. (@ Miami),	1/14/68 (Super Bowl II)
74,152	@DalC,	1/1/67 (1966 NFL Championship)
72,740	NYG (LF),	1/20/08 (2007 NFC Championship)
72,301	NE (@ New Orleans),	1/26/97 (Super Bowl XXXI)
72,168	Sea. (LF),	1/12/08 (2007 NFC Divisional Playoff)
72,080	NYG (LF),	1/15/12 (2011 NFC Divisional Playoff)
71,548	Min. (LF),	1/5/13 (2012 NFC Wild Card Playoff)

LARGEST PRESEASON CROWDS

92,753	College All-Stars (@ Chicago),	8/30/45
90,218	@ Phi.,	9/13/45
85,532	@ CleB,	8/30/69
84,918	@ CleB,	9/7/68
84,567	College All-Stars (@ Chicago),	8/29/40
84,560	College All-Stars (@ Chicago),	9/1/37
84,236	@ CleB,	9/2/67
83,736	@ CleB,	8/5/64
83,118	@ CleB,	9/4/65
78,184	Den. (@ Madison, Wis.),	8/23/99
78,087	@ DalC,	8/28/67
76,704	NYG (@ Madison, Wis.),	8/22/97
76,438	@ Den.	8/10/17

*—All-time Packers home attendance record

OTHER PACKERS ATTENDANCE RECORDS

Single Season, Total (16 games):	1,191,205 (2013)
Single Season, Home:	627,308 (2015)
Single Season, Road:	567,628 (2013)





BELLEVUE

When the Hagemeister ballpark was torn down in the spring of 1923 to make way for a new East High School, Bellevue Park (pictured above) was built across the East River on property owned by Hagemeister Products Co. (formerly Hagemeister Brewery). The ballpark was rushed to completion for the city's amateur baseball team and used by the Packers in 1923-24.

It's best remembered as the site of the first Packers-Bears game played in Green Bay on Oct. 14, 1923. The Packers also were tough to beat at Bellevue, compiling a 9-2-1 record.

But the seating capacity was no more than about 3,300, parking was inadequate and fans grumbled that it was located too far from downtown.

CITY STADIUM

One of the reasons Hagemeister Park was chosen as the site for East High was because of the space available for athletic fields. The school opened in 1924, and City Stadium (pictured below in 1946 and left) was finished the following year.

The Packers played there for 32 seasons and won six of their 13 NFL championships during that period, but never played a postseason game there.

The first game was an exhibition against the Iron Mountain All-Stars played Sept. 13, 1925, and Curly Lambeau was the star. The first NFL game was played a week later against the Hammond Pros.

The Packers played their last game there Nov. 18, 1956, and rookie quarterback Bart Starr made his first pro start. The game featured nine future Pro Football Hall of Famers, including Starr and fellow rookie Forrest Gregg.

In all, 90 players in the Hall of Fame, including 12 Packers, played in either a regular-season or preseason game there.

When City Stadium opened, it had seating for roughly 5,700. Its peak capacity was nearly 25,000.

Its most distinctive feature might have been a 400-foot-long, 12-foot-high and 17-inch-thick sandstone entranceway built in 1940 along the west end facing Baird Street. But other than the wall, City Stadium was made of wood and had become outdated well before the Packers abandoned it for Green Bay City Stadium, or what is now Lambeau Field, in 1957.





MILWAUKEE

State Fair Park, for 18 seasons, and County Stadium (pictured above in 1994 and below in 1993), for 42 seasons, were the Packers' primary homes in Milwaukee over the 62 straight years (1933-94) that they played there.

Even though the Packers weren't based in Milwaukee, fans there embraced them as their own. As a result, when the Packers stopped playing at an aging County Stadium following the 1994 season, they determined that Milwaukee ticketholders should be offered their same allotment each year for two designated regular-season games played at Lambeau Field.



THE PACKERS' SEVEN OTHER HOMES, 1919-94

GREEN BAY

- **Hagemeister Park, 1919-22...** Large public park along the banks of the East River. The Packers played here on an open field in 1919. Fans helped build a fence around the playing field so the Packers could charge admission in 1920, but the small wooden ballpark was torn down following the season. In the spring of 1921, a look-alike was built on the same spot and with the same lumber to serve Green Bay's amateur baseball team. When the Packers were admitted in late August to what is now the NFL, seating was enlarged to about 3,500. The Packers played here for two seasons.

- **Bellevue Park, 1923-24...** When the ballpark at Hagemeister was torn down in May 1923 to allow for construction of East High School, Bellevue Park was built in less than three weeks with the same lumber. It was rushed to completion to accommodate the local amateur baseball team. The land was owned by the Hagemeister Products Co. (formerly Hagemeister Brewery) and was located at what was then the end of Main Street... Site of the first Packers-Bears game played in Green Bay.

- **City Stadium, 1925-56...** The Packers played here for 32 seasons... It was made almost entirely of wood and expanded several times to reach peak capacity of roughly 25,000... Curly Lambeau starred in the first game here; Bart Starr made his first pro start in the last... Twelve Packers and 90 members, in all, of the Pro Football Hall of Fame played here in a regular-season or preseason game.

MILWAUKEE

- **Borchert Field, 1933...** The Packers played one home game here in 1933. They played a non-league game here against Racine in 1921, one road game a year against the Milwaukee Badgers from 1922-26 and a non-league game against the Milwaukee Eagles in 1927... Named Athletic Park prior to 1928... Located on a city block bordered by Burleigh, Chambers, 8th and 7th streets.

- **State Fair Park, 1934-51** (below, inset, in 1941)... Located in West Allis within the Wisconsin State Fairgrounds... In 1939, the Packers played host to an NFL Championship Game for the first time and selected State Fair Park as the site over City Stadium, triggering an outcry in Green Bay.

- **Marquette Stadium, 1952...** Home to Marquette University football until the school dropped the sport following the 1960 season.

- **County Stadium, 1953-94...** Home to baseball's Milwaukee Braves and Brewers... Off Interstate 94... Both benches were located along the east sideline... End zones ran north and south from the third-base line to right field... Demolished to make way for Miller Park.



LAMBEAU FIELD ATRIUM

Key to making Lambeau Field a year-round destination venue is the 376,000-square-foot Lambeau Field Atrium, more than five stories high on the east side of the stadium.

Included within the Lambeau Field Atrium are a number of dining, entertainment and retail options for Packers fans of all ages. Free wireless internet access is available at the Atrium, too, for guests who want to use the internet while visiting a restaurant or taking part in a corporate event or meeting. The Atrium underwent a renovation, completed in August 2015, that enhances every visitor's experience.

PACKERS HALL OF FAME — The Packers and the Packers Hall of Fame Inc., a nonprofit corporation independent of the Packers, together host this special place. The Hall closed in late 2013 as part of the Atrium renovation project and reopened in August 2015 in a brand-new space located on the first and second floors of the Atrium. A tribute to the greatest story in sports, the new facility's design includes use of the latest technology, in addition to a treasure trove of artifacts, as a means to educate and inspire visitors about the rich history of the Packers, as well as the teams of today. From the team's

beginnings with Curly Lambeau to the dominating era of Vince Lombardi, the Hall takes visitors on a journey that includes all 27 Packers in the Pro Football Hall of Fame, 13 world championships, including four Super Bowls, and the 164 members of the Packers Hall of Fame.



LAMBEAU FIELD STADIUM TOURS — Highlighted by a walk through the team tunnel to the hallowed ground of Lambeau Field, stadium tours allow fans to experience the Packers' history-rich facility firsthand and see several behind-the-scenes areas. Outstanding photo opportunities await themselves throughout each tour. Tour tickets are available online 30 days prior to a given date. Tickets are sold on a first-come, first-served basis for each day's available tours. A popular attraction, traditional sta-



dium tours were suspended for much of 2020 and the beginning of 2021 due to the COVID-19 pandemic, though guides were able to lead brief field-viewing tours instead. In a typical year, tours welcome more than 123,000 visitors.

Public access to the inside of Lambeau Field is available only through a tour. The stadium-tour hotline is 920-569-7513, and schedules and tickets are available online at packershofandtours.com.

Historic Lambeau Field stadium tours appear on the itineraries of sports fans and visitors from all over the world, some of whom visit Lambeau Field and Packers training camp as their family's summer vacation.





1919 KITCHEN & TAP — Inspired by the local community and the rich history of the Green Bay Packers, the gastropub is a tribute to the year the team was organized and is located on the Atrium's main floor. Featuring industrial, yet warm and rustic finishes, the restaurant has copper beer lines and exposed brick, to complement Lambeau Field's welcoming, comfortable atmosphere. The interior also includes several nods to Packers history. The restaurant offers a menu full of innovative approaches to old favorites, highlighting locally sourced ingredients to ensure the freshest seasonal foods. Guests enjoy a bar with 80 beer taps, featuring a wide variety of selections, as well as an open-concept kitchen, which allows visitors to see and hear their food being prepared. An outdoor seating area is also available.

LAMBEAU FIELD EVENTS — Whether it's an intimate meeting for five or a gathering for 1,000, Lambeau Field can accommodate a variety of events with unique space, an extraordinary staff and all-around excellence. The Lambeau Field Events Team (920-569-7515) can assist with any function with catering provided by Delaware North, a global leader in hospitality. In a typical year, the Lambeau Field Atrium hosts upwards of 900 events – including wedding receptions – and welcomes more than 100,000 guests to the facility. Most years, more than 50 percent of the department's bookings come from outside of Brown County.

The Johnsonville Tailgate Village is a vibrant gameday and event space in the parking lot on the east side of the stadium.



PACKERS PRO SHOP — Owned and operated by the Packers, the Packers Pro Shop is not only a shopping destination, but also a Packers experience. The 21,500-square-foot store, which opened in July 2014, is double the size of the previous store and located in the lobby level spanning the entire north side of the Atrium. Two entrances welcome visitors, one with a six-foot scaled replica gameday helmet, the other with a 50-foot replica Lombardi Trophy. Inside, thousands of Packers items await, from clothing to special, unique items. The experience includes a wall of video monitors and extensive jersey and hat sections, among other design features.

OTHER EVENTS

COMMUNITY EVENTS — An obvious destination for football-related events and generally taking in Packers lore, the Lambeau Field Atrium also hosts a number of community events each year that draw thousands of people. Project Play 60, a March event, focuses on getting kids out of the house to enjoy non-strenuous physical activity. Spooktacular Fun, held in October, is a Halloween event that features interactive and entertaining activities, including sing-along music, magic, miming, clowns and jugglers. Festival of Lights, a holiday-themed event in December,





features a visit from Santa Claus, cookie decorating, choirs and a 40-foot tree with 10,000 lights. In addition to those regularly scheduled events, other gatherings have been held from time to time, including community send-offs for Green Bay's 127th National Guard Unit in 2005, 2009 and 2019.

FROZEN TUNDRA HOCKEY CLASSIC —

From Feb. 10-12, 2006, Lambeau Field hosted the Frozen Tundra Hockey Classic, featuring the Wisconsin Badgers vs. the Ohio State Buckeyes. Among the weekend's highlights were a community skate, picture-taking with the Stanley Cup and Vince Lombardi trophies, autographs with the Badgers hockey team, and youth hockey sessions. The action culminated with a 4-2 Badgers victory in front of 40,890 fans, with the weekend bringing in nearly \$3 million to the local economy.

LZ LAMBEAU —

Lambeau Field hosted a "Welcome Home" weekend for Wisconsin's Vietnam veterans, Vietnam-era veterans and their families, May 20-22, 2010. Over the three days, 70,000 people took in speakers, exhibits, music and premiere segments from Wisconsin Public Television's Wisconsin Vietnam War Stories documentary. The weekend was presented in partnership with the Wisconsin Department of Veterans Affairs, the Wisconsin Historical Society, Wisconsin Public Television and state-wide veterans organizations.



COLLEGE FOOTBALL —

On Saturday, Sept. 3, 2016, the stadium went collegiate, hosting the Lambeau Field College Classic, presented by Carmex®, between the LSU Tigers and the Wisconsin Badgers. The contest marked the first college football game at the historic stadium since Nov. 19, 1983, when the St. Norbert College Green Knights defeated the Fordham University Rams, 18-9. The 2016 game had an economic impact of more than \$13 million, with fans from both contingents traveling



to the area for the week and weekend of the game. In a thrilling finish, Wisconsin defeated LSU, 16-14, in front of a crowd of 77,823. College football was set to return to Lambeau Field in 2020, with Wisconsin facing the University of Notre Dame in the Irish's first appearance at Lambeau Field. Due to the COVID-19 pandemic causing non-conference games to be canceled in 2020, the matchup was rescheduled for Sept. 5, 2026, which will be the second of a two-game neutral-site football series that will also see the two teams meet at Soldier Field in Chicago on Sept. 25, 2021.

CONCERT TOURS —

On June 11, 2011, Lambeau Field hosted its first major concert since the redevelopment was completed in 2003. More than 45,000 fans packed the stadium to take in Kenny Chesney, along with the Zac Brown Band, Billy Currington and Uncle Kracker. Chesney made a return visit on June 20, 2015, this time with Jason Aldean and others, and played to more than 50,000. On June 17, 2017, Lambeau Field welcomed legendary musician Billy Joel, who performed for more than 43,000 for his first-ever concert in Green Bay. Most recently, iconic musician Paul McCartney performed to a sold-out crowd on June 8, 2019. The concerts, all held during weekends, attracted a wide variety of music fans of all ages to the Green Bay area and each made an impact of nearly \$5 million in the area.



TITLETOWN DEVELOPMENT

Located just west of Lambeau Field, Titledown is the Packers' mixed-use, community development. The multi-acre park space features activities and events year-round and daily recreation no matter the season.

Titledown, currently situated on nearly 45 acres of land, builds upon the success of Lambeau Field's major redevelopment in 2003 and the Atrium renovation in 2015. The development aims to maximize its unique location to attract visitors, spur regional economic growth, offer amenities to residents and complement the greater Green Bay area's draw as an excellent location to live, work and play.



TITLETOWN



Titletown offers daily fitness and recreation activities, programs, and festivals throughout the year, with live music, family-friendly holiday events and a variety of options for fun-seeking visitors from near and far. A unique Play 60-themed playground and regulation-size athletic field are popular destinations. During the colder months, Ariens Hill at Titletown offers tubing and the Plaza transforms into an ice rink for skating and ice biking.

The development also offers various spaces to rent for private events, including corporate and private gatherings, with flexible indoor and outdoor options.

Titletown's initial anchor tenants, Hinterland Restaurant and Brewery, Lodge Kohler and Bellin Health Titletown Sports Medicine & Orthopedics, continue to welcome more guests each year while providing top-notch service.

Lodge Kohler, a four-diamond hotel built and managed by Kohler Co., features a modern-day lodge atmosphere with five floors. Lodge Kohler is home to a one-of-a-kind

Kohler Waters Spa, a panoramic restaurant and bar – Taverne in the Sky – and a first-floor lobby café, Leaps & Bounds.

Bellin Health Titletown Sports Medicine & Orthopedics is a 52,000-square-foot facility that is geared toward injury prevention, athletic-performance improvement and treatment and therapy for injuries. The facility features the best technology and serves athletes of all ages and abilities.

The award-winning Hinterland Restaurant and Brewery features a main-floor beer hall, a farm-to-table menu and an intimate fine-dining experience on the upper level. The outdoor patio opens up to Titletown's park and diners can enjoy eating in the center of the action.

In 2019, the Packers and Microsoft opened their joint venture, TitletownTech. A one-of-a-kind partnership, TitletownTech is aimed at driving economic growth and job creation in Wisconsin by bringing world-class digital innovation and expertise to Green Bay. TitletownTech focuses




on helping the region's emerging and existing businesses define and build new digital products, access capital for launching new ventures and transform their operations through technology. Joining TitledownTech's Venture Fund as investors are Jerry Jacobs Jr., Delaware North co-CEO and alternate governor for the Boston Bruins, and Jeff Wilpon, partner of Sterling Project Development and Sterling Equities, and chief operating officer of the New York Mets. A variety of regional investors have also become limited partners in the Venture Fund, and with the support of the investors, the TitledownTech Venture Fund continues to invest in businesses that are developing innovative products and services to address critical market challenges in their respective industries. In 2020, Microsoft, the Packers, the Milwaukee Bucks and the Milwaukee Brewers combined forces to create the Equity League, a new investment division of TitledownTech aimed at fostering positive social change in Wisconsin and across the country by investing in impact-driven technology companies and creating more opportunities for Black and Latinx founders.

The TitledownTech building also includes The Turn, powered by Topgolf Suites — a 11,000-square-foot space managed by Delaware North. The venue features high-tech simulation bays with a variety of games and activities and a restaurant that serves hand-crafted dishes made with fresh ingredients and regional flavors. Also included in the building is an experiential Associated Bank branch, offering banking services and interactive activities for Packers fans.

Construction continues for Phase 2 of the development, which includes at least 54 TitledownHomes townhouses,

some of which are already completed and occupied by homeowners, and 152 units in TitledownFlats ranging in size from studios to three-bedroom apartments, which will welcome residents by fall of 2021. Phase 2 also includes TitledownOffice, a seven-story office tower that will be home to Miron Construction's Green Bay office and the headquarters of Breakthrough, among a variety of other tenants, with occupancy beginning in fall of 2021. Phase 2 is extending Titledown's public footprint further to the west, with new plaza and green space adjacent to the apartment and office buildings. Titledown's Phase 2 will feature approximately 125,000 square feet of additional future development that may include a variety of retail, food and beverage, and entertainment offerings.

More information is available at [Titledown.com](https://www.titledown.com).



2021 LEAGUE SCHEDULE

WEEK 1

Thursday, September 9

1 Dallas at Tampa Bay 8:20p (ET)

Sunday, September 12

2 Philadelphia at Atlanta 1:00p (ET)
 3 Pittsburgh at Buffalo 1:00p (ET)
 4 N.Y. Jets at Carolina 1:00p (ET)
 5 Minnesota at Cincinnati 1:00p (ET)
 6 San Francisco at Detroit 1:00p (ET)
 7 Jacksonville at Houston 12:00p (CT)
 8 Seattle at Indianapolis 1:00p (ET)
 9 Arizona at Tennessee 12:00p (CT)
 10 L.A. Chargers at Washington 1:00p (ET)
 11 Cleveland at Kansas City 3:25p (CT)
 12 Miami at New England 4:25p (ET)
 13 **Green Bay at New Orleans ... 3:25p (CT)**
 14 Denver at N.Y. Giants 4:25p (ET)
 15 Chicago at L.A. Rams 5:20p (PT)

Monday, September 13

16 Baltimore at Las Vegas 5:15p (PT)

WEEK 2

Thursday, September 16

17 N.Y. Giants at Washington 8:20p (ET)

Sunday, September 19

18 New Orleans at Carolina 1:00p (ET)
 19 Cincinnati at Chicago 12:00p (CT)
 20 Houston at Cleveland 1:00p (ET)
 21 L.A. Rams at Indianapolis 1:00p (ET)
 22 Denver at Jacksonville 1:00p (ET)
 23 Buffalo at Miami 1:00p (ET)
 24 New England at N.Y. Jets 1:00p (ET)
 25 San Francisco at Philadelphia 1:00p (ET)
 26 Las Vegas at Pittsburgh 1:00p (ET)
 27 Minnesota at Arizona 1:05p (MST)
 28 Atlanta at Tampa Bay 4:05p (ET)
 29 Dallas at L.A. Chargers 1:25p (PT)
 30 Tennessee at Seattle 1:25p (PT)
 31 Kansas City at Baltimore 8:20p (ET)

Monday, September 20

32 **Detroit at Green Bay 7:15p (CT)**

WEEK 3

Thursday, September 23

33 Carolina at Houston 7:20p (CT)

Sunday, September 26

34 Washington at Buffalo 1:00p (ET)
 35 Chicago at Cleveland 1:00p (ET)
 36 Baltimore at Detroit 1:00p (ET)
 37 Arizona at Jacksonville 1:00p (ET)
 38 L.A. Chargers at Kansas City 12:00p (CT)
 39 New Orleans at New England 1:00p (ET)
 40 Atlanta at N.Y. Giants 1:00p (ET)
 41 Cincinnati at Pittsburgh 1:00p (ET)
 42 Indianapolis at Tennessee 12:00p (CT)
 43 N.Y. Jets at Denver 2:05p (MT)
 44 Miami at Las Vegas 1:05p (PT)
 45 Tampa Bay at L.A. Rams 1:25p (PT)
 46 Seattle at Minnesota 3:25p (CT)
 47 **Green Bay at San Francisco ... 5:20p (PT)**

Monday, September 27

48 Philadelphia at Dallas 7:15p (CT)

WEEK 4

Thursday, September 30

49 Jacksonville at Cincinnati 8:20p (ET)

Sunday, October 3

50 Washington at Atlanta 1:00p (ET)
 51 Houston at Buffalo 1:00p (ET)
 52 Detroit at Chicago 12:00p (CT)
 53 Carolina at Dallas 12:00p (CT)
 54 Indianapolis at Miami 1:00p (ET)
 55 Cleveland at Minnesota 12:00p (CT)
 56 N.Y. Giants at New Orleans 12:00p (CT)
 57 Tennessee at N.Y. Jets 1:00p (ET)
 58 Kansas City at Philadelphia 1:00p (ET)
 59 Arizona at L.A. Rams 1:05p (PT)
 60 Seattle at San Francisco 1:05p (PT)
 61 Baltimore at Denver 2:25p (MT)
 62 **Pittsburgh at Green Bay 3:25p (CT)**
 63 Tampa Bay at New England 8:20p (ET)

Monday, October 4

64 Las Vegas at L.A. Chargers 5:15p (PT)

WEEK 5

Thursday, October 7

65 L.A. Rams at Seattle 5:20p (PT)

Sunday, October 10

66 N.Y. Jets at Atlanta (London) 2:30p (BST)
 67 Philadelphia at Carolina 1:00p (ET)
 68 **Green Bay at Cincinnati. 1:00p (ET)**
 69 New England at Houston 12:00p (CT)
 70 Tennessee at Jacksonville 1:00p (ET)
 71 Detroit at Minnesota 12:00p (CT)
 72 Denver at Pittsburgh 1:00p (ET)
 73 Miami at Tampa Bay 1:00p (ET)
 74 New Orleans at Washington 1:00p (ET)
 75 Cleveland at L.A. Chargers 1:05p (PT)
 76 Chicago at Las Vegas 1:05p (PT)
 77 San Francisco at Arizona 1:25p (MST)
 78 N.Y. Giants at Dallas 3:25p (CT)
 79 Buffalo at Kansas City 7:20p (CT)

Monday, October 11

80 Indianapolis at Baltimore 8:15p (ET)

WEEK 6

Open Date: Atlanta, New Orleans, N.Y. Jets, San Francisco

Thursday, October 14

81 Tampa Bay at Philadelphia 8:20p (ET)

Sunday, October 17

82 Miami at Jacksonville (London) 2:30p (BST)
 83 L.A. Chargers at Baltimore 1:00p (ET)
 84 Minnesota at Carolina 1:00p (ET)
 85 **Green Bay at Chicago 12:00p (CT)**
 86 Cincinnati at Detroit 1:00p (ET)
 87 Houston at Indianapolis 1:00p (ET)
 88 L.A. Rams at N.Y. Giants 1:00p (ET)
 89 Kansas City at Washington 1:00p (ET)
 90 Arizona at Cleveland 4:05p (ET)
 91 Las Vegas at Denver 2:25p (MT)
 92 Dallas at New England 4:25p (ET)
 93 Seattle at Pittsburgh 8:20p (ET)

Monday, October 18

94 Buffalo at Tennessee 7:15p (CT)

2021 NFL SCHEDULE

COMMUNITY

ADMIN. & COACHES

VETERANS

DRAFT & FREE AGENTS

REVIEW

RECORDS & HISTORY

LAMBEAU FIELD

NFL SCHEDULE

COMMON OPPONENTS WITHIN DIVISION

At the NFL Spring Meeting on May 22, 2001, in Rosemont, Ill., NFL owners unanimously approved realignment, coinciding with the Houston Texans' 2002 debut. The 32-team league calls for a harmonic scheduling rotation, in comparison with awkward formulas used in previous seasons. Each team within a division now plays 14 common opponents, as follows:

- Each team plays home and away against its three division opponents (six games).
- Each team plays the four teams from another division within its conference on a rotating three-year cycle (four games).
- Each team plays the four teams from a division in the other conference on a rotating four-year cycle (four games).
- Each team plays a pair of intraconference games based on the prior year's standings (two games), i.e., first-place teams in a division will play against the first-place teams from another division within the same conference, etc. (two games).

WEEK 7

*Open Date: Buffalo, Dallas, Jacksonville, L.A. Chargers, Minnesota, Pittsburgh***Thursday, October 21**

95 Denver at Cleveland 8:20p (ET)

Sunday, October 24

96 Cincinnati at Baltimore 1:00p (ET)

97 Washington at Green Bay ... 12:00p (CT)

98 Atlanta at Miami 1:00p (ET)

99 N.Y. Jets at New England 1:00p (ET)

100 Carolina at N.Y. Giants 1:00p (ET)

101 Kansas City at Tennessee 12:00p (CT)

102 Detroit at L.A. Rams 1:05p (PT)

103 Philadelphia at Las Vegas 1:05p (PT)

104 Houston at Arizona 1:25p (MST)

105 Chicago at Tampa Bay 4:25p (ET)

106 Indianapolis at San Francisco 5:20p (PT)

Monday, October 25

107 New Orleans at Seattle 5:15p (PT)

WEEK 8

*Open Date: Baltimore, Las Vegas***Thursday, October 28****108 Green Bay at Arizona 5:20p (MST)****Sunday, October 31**

109 Carolina at Atlanta 1:00p (ET)

110 Miami at Buffalo 1:00p (ET)

111 San Francisco at Chicago 12:00p (CT)

112 Pittsburgh at Cleveland 1:00p (ET)

113 Philadelphia at Detroit 1:00p (ET)

114 L.A. Rams at Houston 12:00p (CT)

115 Tennessee at Indianapolis 1:00p (ET)

116 Cincinnati at N.Y. Jets 1:00p (ET)

117 New England at L.A. Chargers 1:05p (PT)

118 Jacksonville at Seattle 1:05p (PT)

119 Washington at Denver 2:25p (MT)

120 Tampa Bay at New Orleans 3:25p (CT)

121 Dallas at Minnesota 7:20p (CT)

Monday, November 1

122 N.Y. Giants at Kansas City 7:15p (CT)

WEEK 9

*Open Date: Detroit, Seattle, Tampa Bay, Washington***Thursday, November 4**

123 N.Y. Jets at Indianapolis 8:20p (ET)

Sunday, November 7

124 Minnesota at Baltimore 1:00p (ET)

125 New England at Carolina 1:00p (ET)

126 Cleveland at Cincinnati 1:00p (ET)

127 Denver at Dallas 12:00p (CT)

128 Buffalo at Jacksonville 1:00p (ET)

129 Houston at Miami 1:00p (ET)

130 Atlanta at New Orleans 12:00p (CT)

131 Las Vegas at N.Y. Giants 1:00p (ET)

132 L.A. Chargers at Philadelphia 4:05p (ET)

133 Green Bay at Kansas City ... 3:25p (CT)

134 Arizona at San Francisco 1:25p (PT)

135 Tennessee at L.A. Rams 5:20p (PT)

Monday, November 8

136 Chicago at Pittsburgh 8:15p (ET)

WEEK 10

*Open Date: Chicago, Cincinnati, Houston, N.Y. Giants***Thursday, November 11**

137 Baltimore at Miami 8:20p (ET)

Sunday, November 14

138 Atlanta at Dallas 12:00p (CT)

139 Jacksonville at Indianapolis 1:00p (ET)

140 Cleveland at New England 1:00p (ET)

141 Buffalo at N.Y. Jets 1:00p (ET)

142 Detroit at Pittsburgh 1:00p (ET)

143 New Orleans at Tennessee 12:00p (CT)

144 Tampa Bay at Washington 1:00p (ET)

145 Carolina at Arizona 2:05p (MST)

146 Minnesota at L.A. Chargers 1:05p (PT)

147 Philadelphia at Denver 2:25p (MT)

148 Seattle at Green Bay ... 3:25p (CT)

149 Kansas City at Las Vegas 5:20p (PT)

Monday, November 15

150 L.A. Rams at San Francisco 5:15p (PT)

WEEK 11

*Open Date: Denver, L.A. Rams***Thursday, November 18**

151 New England at Atlanta 8:20p (ET)

Sunday, November 21

152 Indianapolis at Buffalo 1:00p (ET)

153 Washington at Carolina 1:00p (ET)

154 Baltimore at Chicago 12:00p (CT)

155 Detroit at Cleveland 1:00p (ET)

156 San Francisco at Jacksonville 1:00p (ET)

157 Green Bay at Minnesota ... 12:00p (CT)

158 Miami at N.Y. Jets 1:00p (ET)

159 New Orleans at Philadelphia 1:00p (ET)

160 Houston at Tennessee 12:00p (CT)

161 Cincinnati at Las Vegas 1:05p (PT)

162 Dallas at Kansas City 3:25p (PT)

163 Arizona at Seattle 1:25p (PT)

164 Pittsburgh at L.A. Chargers 5:20p (PT)

Monday, November 22

165 N.Y. Giants at Tampa Bay 8:15p (ET)

WEEK 12

*Open Date: Arizona, Kansas City***Thursday, November 25**

166 Chicago at Detroit 12:30p (ET)

167 Las Vegas at Dallas 3:30p (CT)

168 Buffalo at New Orleans 7:20p (CT)

Sunday, November 28

169 Pittsburgh at Cincinnati 1:00p (ET)

170 N.Y. Jets at Houston 12:00p (CT)

171 Tampa Bay at Indianapolis 1:00p (ET)

172 Atlanta at Jacksonville 1:00p (ET)

173 Carolina at Miami 1:00p (ET)

174 Tennessee at New England 1:00p (ET)

175 Philadelphia at N.Y. Giants 1:00p (ET)

176 L.A. Chargers at Denver 2:05p (MT)

177 L.A. Rams at Green Bay ... 3:25p (CT)

178 Minnesota at San Francisco 1:25p (PT)

179 Cleveland at Baltimore 8:20p (ET)

Monday, November 29

180 Seattle at Washington 8:15p (ET)

WEEK 13

*Open Date: Carolina, Cleveland, Green Bay, Tennessee***Thursday, December 2**

181 Dallas at New Orleans 7:20p (CT)

Sunday, December 5

182 Tampa Bay at Atlanta 1:00p (ET)

183 Arizona at Chicago 12:00p (CT)

184 L.A. Chargers at Cincinnati 1:00p (ET)

185 Minnesota at Detroit 1:00p (ET)

186 Indianapolis at Houston 12:00p (CT)

187 Denver at Kansas City 12:00p (CT)

188 N.Y. Giants at Miami 1:00p (ET)

189 Philadelphia at N.Y. Jets 1:00p (ET)

190 Washington at Las Vegas 1:05p (PT)

191 Jacksonville at L.A. Rams 1:25p (PT)

192 Baltimore at Pittsburgh 4:25p (ET)

193 San Francisco at Seattle 5:20p (PT)

Monday, December 6

194 New England at Buffalo 8:15p (ET)

WEEK 14

*Open Date: Indianapolis, Miami, New England, Philadelphia***Thursday, December 9**

195 Pittsburgh at Minnesota 7:20p (CT)

Sunday, December 12

196 Atlanta at Carolina 1:00p (ET)

197 San Francisco at Cincinnati 1:00p (ET)

198 Baltimore at Cleveland 1:00p (ET)

199 Seattle at Houston 12:00p (CT)

200 Las Vegas at Kansas City 12:00p (CT)

201 New Orleans at N.Y. Jets 1:00p (ET)

202 Jacksonville at Tennessee 12:00p (CT)

203 Dallas at Washington 1:00p (ET)

204 Detroit at Denver 2:05p (MT)

205 N.Y. Giants at L.A. Chargers 1:05p (PT)

206 Buffalo at Tampa Bay 4:25p (ET)

207 Chicago at Green Bay ... 7:20p (CT)**Monday, December 13**

208 L.A. Rams at Arizona 6:15p (MST)

WEEK 15

Thursday, December 16
209 Kansas City at L.A. Chargers 5:20p (PT)
Saturday, December 18
TBD
Saturday Pool - Date/Time/Network TBD
210 Carolina at Buffalo... TBD
211 Las Vegas at Cleveland... TBD
212 New England at Indianapolis... TBD
213 N.Y. Jets at Miami... TBD
214 Washington at Philadelphia... TBD
Sunday, December 19
215 Green Bay at Baltimore 1:00p (ET)
216 Arizona at Detroit 1:00p (ET)
217 Houston at Jacksonville 1:00p (ET)
218 Dallas at N.Y. Giants 1:00p (ET)
219 Tennessee at Pittsburgh 1:00p (ET)
220 Cincinnati at Denver 2:05p (MT)
221 Atlanta at San Francisco 1:05p (PT)
222 Seattle at L.A. Rams 1:25p (PT)
223 New Orleans at Tampa Bay 8:20p (ET)
Monday, December 20
224 Minnesota at Chicago 7:15p (CT)

WEEK 16

Thursday, December 23
225 San Francisco at Tennessee 7:20p (CT)
Saturday, December 25
226 Cleveland at Green Bay 3:30p (CT)
227 Indianapolis at Arizona 6:15p (MST)
Sunday, December 26
228 Detroit at Atlanta 1:00p (ET)
229 Tampa Bay at Carolina 1:00p (ET)
230 Baltimore at Cincinnati 1:00p (ET)
231 L.A. Chargers at Houston 12:00p (CT)
232 L.A. Rams at Minnesota 12:00p (CT)
233 Buffalo at New England 1:00p (ET)
234 Jacksonville at N.Y. Jets 1:00p (ET)
235 N.Y. Giants at Philadelphia 1:00p (ET)
236 Chicago at Seattle 1:05p (PT)
237 Pittsburgh at Kansas City 3:25p (PT)
238 Denver at Las Vegas 1:25p (PT)
239 Washington at Dallas 7:20p (CT)
Monday, December 27
240 Miami at New Orleans 7:15p (CT)

WEEK 17

Sunday, January 2
241 Atlanta at Buffalo 1:00p (ET)
242 N.Y. Giants at Chicago 12:00p (CT)
243 Kansas City at Cincinnati 1:00p (ET)
244 Arizona at Dallas 12:00p (CT)
245 Las Vegas at Indianapolis 1:00p (ET)
246 Jacksonville at New England 1:00p (ET)
247 Carolina at New Orleans 12:00p (CT)
248 Tampa Bay at N.Y. Jets 1:00p (ET)
249 Miami at Tennessee 12:00p (CT)
250 Philadelphia at Washington 1:00p (ET)
251 Denver at L.A. Chargers 1:05p (PT)
252 Houston at San Francisco 1:05p (PT)
253 L.A. Rams at Baltimore 4:25p (ET)
254 Detroit at Seattle 1:25p (PT)
255 Minnesota at Green Bay 7:20p (CT)
Monday, January 3
256 Cleveland at Pittsburgh 8:15p (ET)



POSTSEASON

Sat., Jan. 15 & Sun., Jan. 16 AFC and NFC Wild Card Playoffs (CBS, ESPN, FOX and NBC)
Sat., Jan. 22 & Sun., Jan. 23 AFC and NFC Divisional Playoffs (CBS, FOX and NBC)
Sun., Jan. 30 AFC and NFC Championship Games (CBS and FOX)
Sun., Feb. 6 Pro Bowl, Las Vegas (ESPN/ABC)
Sun., Feb. 13 Super Bowl LVI, SoFi Stadium, Los Angeles (NBC)

WEEK 18

Saturday, January 8
TBD
TBD
Sunday, January 9
257 New Orleans at Atlanta 1:00p (ET)
258 Pittsburgh at Baltimore 1:00p (ET)
259 N.Y. Jets at Buffalo 1:00p (ET)
260 Cincinnati at Cleveland 1:00p (ET)
261 Green Bay at Detroit 1:00p (ET)
262 Tennessee at Houston 12:00p (CT)
263 Indianapolis at Jacksonville 1:00p (ET)
264 New England at Miami 1:00p (ET)
265 Chicago at Minnesota 12:00p (CT)
266 Washington at N.Y. Giants 1:00p (ET)
267 Dallas at Philadelphia 1:00p (ET)
268 Carolina at Tampa Bay 1:00p (ET)
269 Seattle at Arizona 2:25p (MST)
270 Kansas City at Denver 2:25p (MT)
271 San Francisco at L.A. Rams 1:25p (PT)
272 L.A. Chargers at Las Vegas 1:25p (PT)
TBD

NATIONAL TELEVISION

REGULAR SEASON - ALL TIMES P.M. (ET)
Thursday, Sept. 9 Dallas at Tampa Bay (NBC) 8:20
Sunday, Sept. 12 Chicago at L.A. Rams (NBC) 8:20
Monday, Sept. 13 Baltimore at Las Vegas (ESPN/ABC) 8:15
Thursday, Sept. 16 N.Y. Giants at Washington (NFLN) 8:20
Sunday, Sept. 19 Kansas City at Baltimore (NBC) 8:20
Monday, Sept. 20 Detroit at Green Bay (ESPN) 8:15
Thursday, Sept. 23 Carolina at Houston (NFLN) 8:20
Sunday, Sept. 26 Green Bay at San Francisco (NBC) 8:20
Monday, Sept. 27 Philadelphia at Dallas (ESPN) 8:15
Thursday, Sept. 30 Jacksonville at Cincinnati (NFLN) 8:20
Sunday, Oct. 3 Tampa Bay at New England (NBC) 8:20
Monday, Oct. 4 Las Vegas at L.A. Chargers (ESPN) 8:15
Thursday, Oct. 7 L.A. Rams at Seattle (FOX/NFLN/AMAZON)** 8:20
Sunday, Oct. 10 N.Y. Jets vs. Atlanta in London (NFLN) 9:30 a.m.
Monday, Oct. 11 Buffalo at Kansas City (NBC)* 8:20
Monday, Oct. 11 Indianapolis at Baltimore (ESPN) 8:15
Thursday, Oct. 14 Tampa Bay at Philadelphia (FOX/NFLN/AMAZON)** 8:20
Sunday, Oct. 17 Miami at Jacksonville in London (CBS) 9:30 a.m.
Sunday, Oct. 17 Seattle at Pittsburgh (NBC)* 8:20
Monday, Oct. 18 Buffalo at Tennessee (ESPN) 8:15
Thursday, Oct. 21 Denver at Cleveland (FOX/NFLN/AMAZON)** 8:20
Sunday, Oct. 24 Indianapolis at San Francisco (NBC)* 8:20
Monday, Oct. 25 New Orleans at Seattle (ESPN) 8:15
Thursday, Oct. 28 Green Bay at Arizona (FOX/NFLN/AMAZON)** 8:20
Sunday, Oct. 31 Dallas at Minnesota (NBC)* 8:20
Monday, Nov. 1 N.Y. Giants at Kansas City (ESPN) 8:15
Thursday, Nov. 4 N.Y. Jets at Indianapolis (FOX/NFLN/AMAZON)** 8:20
Sunday, Nov. 7 Tennessee at L.A. Rams (NBC)* 8:20
Monday, Nov. 8 Chicago at Pittsburgh (ESPN) 8:15
Thursday, Nov. 11 Baltimore at Miami (FOX/NFLN/AMAZON)** 8:20
Sunday, Nov. 14 Kansas City at Las Vegas (NBC)* 8:20
Monday, Nov. 15 L.A. Rams at San Francisco (ESPN) 8:15
Thursday, Nov. 18 New England at Atlanta (FOX/NFLN/AMAZON)** 8:20
Sunday, Nov. 21 Pittsburgh at L.A. Chargers (NBC)* 8:20
Monday, Nov. 22 N.Y. Giants at Tampa Bay (ESPN) 8:15
Thursday, Nov. 25 Chicago at Detroit (FOX) 12:30
Thursday, Nov. 25 Las Vegas at Dallas (CBS) 4:30
Thursday, Nov. 25 Buffalo at New Orleans (NBC) 8:20
Monday, Nov. 28 Cleveland at Baltimore (NBC)* 8:20
Monday, Nov. 29 Seattle at Washington (ESPN) 8:15
Thursday, Dec. 2 Dallas at New Orleans (FOX/NFLN/AMAZON)** 8:20
Sunday, Dec. 5 San Francisco at Seattle (NBC)* 8:20
Monday, Dec. 6 New England at Buffalo (ESPN) 8:15
Thursday, Dec. 9 Pittsburgh at Minnesota (FOX/NFLN/AMAZON)** 8:20
Sunday, Dec. 12 Chicago at Green Bay (NBC)* 8:20
Monday, Dec. 13 L.A. Rams at Arizona (ESPN) 8:15
Thursday, Dec. 16 Kansas City at L.A. Chargers (FOX/NFLN/AMAZON)** 8:20
Saturday, Dec. 18 Teams TBD (NFLN) 4:30
Saturday, Dec. 18 Teams TBD (NFLN) 8:15
Saturday, Dec. 20 New Orleans at Tampa Bay (NBC)* 8:20
Monday, Dec. 21 Minnesota at Chicago (ESPN) 8:15
Thursday, Dec. 23 San Francisco at Tennessee (NFLN) 8:20
Saturday, Dec. 25 Cleveland at Green Bay (FOX/NFLN/AMAZON)** 4:30
Saturday, Dec. 25 Indianapolis at Arizona (NFLN) 8:15
Sunday, Dec. 26 Washington at Dallas (NBC)* 8:20
Monday, Dec. 27 Miami at New Orleans (ESPN) 8:15
Sunday, Jan. 2 Minnesota at Green Bay (NBC)* 8:20
Monday, Jan. 3 Cleveland at Pittsburgh (ESPN) 8:15
Saturday, Jan. 8 Teams TBD (ESPN/ABC) 4:30
Saturday, Jan. 8 Teams TBD (ESPN/ABC) 8:15
Sunday, Jan. 9 Teams TBD (NBC)* 8:20

**NFL Network & Amazon simulcast subject to change

* "Flexible scheduling" will be used in Weeks 11-18. Additionally, in Weeks 5-10, flexible scheduling may be used in no more than two weeks. In Weeks 5-17, the schedule lists the games tentatively set for Sunday Night Football on NBC. Only Sunday afternoon games are eligible to be moved to Sunday night, in which case the tentatively scheduled Sunday night game would be moved to an afternoon start time. For Week 18, two Saturday games and the Sunday night game will be announced no later than six days prior to January 9. The schedule does not list Saturday games or a Sunday night game in Week 18, but games with playoff implications will be moved to those time slots. Flexible scheduling will not be applied to games airing on Thursday or Monday nights.

PACKERS RADIO NETWORK

Wayne Larrivee and Larry McCarren enter their 23rd season of broadcasts together across the Packers Radio Network in 2021. Though both are veteran broadcasters, the two were paired for the first time in 1999 to bring the color and excitement of Green Bay Packers football to fans throughout Wisconsin, Upper Michigan and two more-distant states. They surpassed Jim Irwin and Max McGee for the most regular-season and postseason games broadcast for the Packers with 313 at the 2018 season opener against Chicago.

Larrivee, who grew up as a fan of the Packers in his native Lee, Mass., enters his 44th consecutive year broadcasting NFL games, having joined Green Bay's broadcast team after 14 seasons as the radio voice of the Chicago Bears (1985-98) on WGN and WMAQ Radio in Chicago. Earlier, he had done play-by-play of Kansas City Chiefs games for seven years (1978-84) on KCMO Radio in Kansas City. Known for his thorough preparation and his moderated, yet enthusiastic, call of the action, Larrivee's more-recent credits also include play-by-play for Big Ten Conference football and basketball for the Big Ten Network and NCAA basketball for Westwood One.

Highly decorated, the 66-year-old Larrivee was named Illinois Sportscaster of the Year in 1997 and is a seven-time winner of the Silver Dome Award, presented by the Illinois Broadcasters Association, for best radio football play-by-play. He is also a four-time winner of a Midwest Emmy for Chicago Bulls basketball play-by-play. In May 2011, he was honored as Communicator of the Year by the Wisconsin Chapter of the Public Relations Society of America.

A 1977 graduate of Emerson College in Boston, he received the school's Alumni Achievement Award in June 2005 and was inducted into the Emerson College Hall of Fame in June 2018. In 2012, the college appointed him to its alumni association board of directors. Larrivee also has done play-by-play of Chicago Bulls basketball on WGN-TV from 1991-2008, Chicago Cubs baseball, University of Iowa football, Quad Cities (Iowa) Angels minor league baseball, University of Missouri basketball and Kansas City Kings basketball games.

McCarren first joined the team's broadcasts in 1995, working his first four seasons with Irwin and McGee. Inducted into the Packers Hall of Fame in 1992, he also is a favorite among television viewers in northeast Wisconsin. After 27 years, he retired from Green Bay television and joined the Green Bay Packers' digital department as their sports analyst. McCarren has been voted Wisconsin Sportscaster of the Year four times (1994, 1996, 2002, 2007) by the National Sportscasters and Sportswriters Association. In June 2016, McCarren was inducted into the Wisconsin Broadcasters Association Hall of Fame.

An iron man at center for the Packers for 12 seasons (1973-84), McCarren played in 162 consecutive games – the sixth-longest streak in team history – helping him earn the nickname "Rock." He was voted to the Pro Bowl in 1982 and 1983. Earlier, he had been a co-captain at the University of Illinois as both a junior and senior. McCarren, 69, originally is from Park Forest, Ill.

WTMJ, which has been broadcasting the team's games since November 1929, continues its long-standing role as the flagship station of the Packers Radio Network.

The Packers Radio Network is made up of 49 stations in 10 states.



McCarren & Larrivee

WISCONSIN & UPPER MICHIGAN

Market	Call Letters, Frequency
Antigo	WRLO 105.3 FM
Appleton	WAPL 105.7 FM
Baraboo	WBDL 102.9 FM
Beaver Dam	WXRO 95.3 FM
Clintonville	WJM/Q 92.3 FM
Eau Claire	WBIZ 100.7 FM
Escanaba (Mich.)	WGLQ 97.1 FM
Fond du Lac	WFON 107.1 FM
Fort Atkinson	WFAW 94.0 AM
Green Bay	WIXX 101.1 FM
Hayward	WRLS 92.3 FM
Houghton (Mich.)	WCUP 105.7 FM
Iron Mountain (Mich.)	WJNR 101.5 FM
Iron River	WNXR 107.3 FM
Ironwood (Mich.)	WIMI 99.7 FM
Janesville	WCLO 1230 AM/92.7 FM/WJVL 99.9 FM
La Crosse	WKTY 580 AM/96.7 FM
Lancaster	WGLR 97.7 FM
Madison	WIBA 1310 AM/WIBA 101.5 FM
Manitowoc	WOMT 1240 AM/107.9 FM
Marinette	WLST 95.1 FM
Marquette (Mich.)	WUPZ 94.9 FM
Medford	WKEB 99.3 FM
Milwaukee	WTMJ 620 AM/103.3 FM
Park Falls	WCQM 98.3 FM
Prairie du Chien	WQPC 94.3 FM
Rhineland	WCYE 93.7 FM
Rice Lake	WJMC 96.1 FM
Richland Center	WRCO 100.9 FM
River Falls	WEVR 1550 AM/WEVR 106.3 FM
Sheboygan	WHBL 1330 AM
Sparta	WCOW 97.1 FM
Stevens Point	WSAU 99.9 FM
Superior	WDSM 710 AM/98.1 FM
Waupaca	WDUX 92.7 FM
Wausau	WSAU 550 AM/95.1 FM
Wautoma	WAUH 102.3 FM
Whitehall	WHTL 102.3 FM

OTHER OUT-OF-STATE STATIONS

Market	Call Letters, Frequency
Moline (Ill.)	WFXX 1230 AM
Sioux Falls (S.D.)	KSOU 99.1 FM



The Green Bay Packers and TODAY'S TMJ4 (WTMJ-TV) in Milwaukee and NBC 26 (WGBA-TV) in Green Bay lead the Packers Television Network, providing year-round Packers programming, in addition to preseason games, to fans throughout Wisconsin and the Midwest.

The broadcast package includes:

- Flagshipped by Milwaukee's WTMJ-TV and in conjunction with WGBA-TV in Green Bay, Packers preseason games are televised over a 21-station network throughout the state of Wisconsin, Upper Michigan and northeastern Minnesota, Peoria in Illinois, Cedar Rapids-Waterloo, Davenport and Des Moines in Iowa, Omaha in Nebraska, St. Louis in Missouri, Bismarck, Fargo and Minot in North Dakota, Sioux Falls in South Dakota and Anchorage, Fairbanks and Juneau in Alaska.
- A top-notch broadcast team that includes CBS's Kevin Harlan calling the play-by-play with fellow CBS broadcaster James Lofton providing the analysis.
- *Total Packers with Matt LaFleur* – a 30-minute show for 17 weeks plus postseason.

In addition to flagship station WTMJ-TV and WGBA-TV, the games are televised over the following stations:

WKOW/ABC	Madison, Wis.
WAOW/ABC	Wausau/Rhineland, Wis.
WXOW/ABC	La Crosse, Wis.
WQOW/ABC	Eau Claire, Wis.
WLUC/NBC/FOX UP	Escanaba/Marquette, Mich.
KQDS/FOX	Duluth, Minn./Superior, Wis.
WMBD/CBS	Peoria, Ill.
WHBF/CBS	Davenport, Iowa
KCCI/CBS	Des Moines, Iowa
KWWL/NBC	Cedar Rapids/Waterloo, Iowa
KTVI/FOX	St. Louis, Mo.
KETV/ABC	Omaha, Neb.
KNDB/BEK	Bismarck, N.D.
KRDK/BEK	Fargo, N.D.
KNDM/BEK	Minot, N.D.
KDLT/NBC	Sioux Falls, S.D.
KYUR/ABC	Anchorage, Alaska
KATN/ABC	Fairbanks, Alaska
KJUD/ABC	Juneau, Alaska

PRESEASON BROADCAST TEAM

KEVIN HARLAN
Play-by-play announcer

Has called regular-season games for CBS Sports since 1998 after four years with FOX (1994-97), and is regarded as one of the finest at his trade in the country. Provides play-by-play for *Monday Night Football* games on Westwood One. A veteran broadcaster, also "voices" NCAA Tournament basketball games for CBS and TNT, as well as NBA games for TNT. Owns a unique perspective on Packers football, having been raised in Green Bay.

JAMES LOFTON
Color analyst

The Pro Football Hall of Fame receiver and veteran of 16 NFL seasons, nine with Green Bay, enters his third year in the Packers' preseason television booth. A first-round draft pick by the Packers in 1978, he was an analyst for *Sunday Night Football* on Westwood One from 2009-16 before joining CBS Sports in 2017 as an analyst for the NFL on CBS. Also had stints with CNN and NBC Sports.



MAP IS SUBJECT TO CHANGE.

BIOGRAPHY INDEX

Adams, Davante	82	Gaither, Bailey	270	Lewis, Connor	48	Scott, Delontae	279
Adderley, Herb	507	Galeai, Tipa	271	Lewis, Mercedes	163	Scott, J.K.	208
Alexander, Jaire	89	Garvin, Jonathan	271	Lofton, James	508	Scott, Vernon	212
Amos, Adrian	93	Gary, Rashan	134	Lombardi, Vince	536	Seale, Sam	28
Bakhtiari, David	97	Getsy, Luke	40	Lovat, Mark	62	Sirmans, Ben	53
Ball, Russ	18	Gissendaner, Lee	64	Love, Jordan	169	Staton, T.J.	254
Baniel, Paul	19	Gizzi, Chris	37	Lowry, Dean	171	Smith, Mike	55
Barnes, Krys	101	Goodson, Demetri	65	Mahaffey, Ryan	60	Smith, Preston	214
Barry, Joe	34	Gray, Jerry	42	Malaspina, Matt	27	Smith, Za'Darius	218
Batty, Gordon "Red"	68	Gregg, Forrest	506	Marohl, Melanie	73	Starr, Bart	507
Begelton, Reggie	265	Gutekunst, Brian	16	Martin, Kamal	175	St. Brown, Equanimeous	223
Benkert, Kurt	265	Hackett, Nathaniel	38	Martin, Ruvell	61	Stenavich, Adam	44
Benuska, Luke	65	Halbach, Mike	71	McDuffie, Isaiiah	260	Stepaniak, Simon	279
Benzel, Craig	20	Hanson, Jake	272	McKillip, Joe	71	Sternberger, Jace	226
Black, Henry	266	Harris, De'Jon	273	McNally, Johnny (Blood)	505	Stewart, Rayna	57
Blair, Chris	266	Heflin, Jack	273	Michalske, Mike	506	Stokes, Eric	246
Bortles, Blake	103	Hendrickson, Mitt	24	Mock, Danny	68	Sullivan, Chandon	228
Braden, Ben	267	Herber, Armie	506	Molson, J.J.	276	Sullivan, Jon-Eric	25
Bradley, Hunter	108	Hill, Kylin	262	Montgomery, Jerry	49	Summers, Ty	231
Brinker, Chad	63	Hinkle, Clarke	505	Moore, Patrick	64	Taylor, Jim	506
Burks, Oren	110	Hollman, Ka'dar	137	Murphy, Mark	12	Taylor, Malik	233
Butkus, Luke	46	Hood, Justin	60	Myers, Josh	248	Taylor, Patrick	280
Canadeo, Tony	506	Hornung, Paul	507	Nauta, Isaac	276	Thiesen, Brett	67
Capra, Jacob	267	Hubbard, Cal	505	Newman, Royce	252	Thompkins, DeAndre	280
Carr, Chris	69	Hueber, Joe	66	Nijman, Yosh	177	Thorne, Grant	63
Clark, Kenny	113	Hutson, Don	535	Nitschke, Ray	507	Tonyan, Robert	235
Cronk, Coy	268	Jackson, Josh	139	Nuthals, Linda	73	Turner, Billy	238
Crosby, Mason	118	Jackson, Thadeus	62	Olivadotti, Kirk	50	Uphoff, Christian	281
Dafney, Dominique	268	Jean-Charles, Shemar	256	Oутten, Justin	52	Valdes-Scantling, Marquez	241
Davis, Wendell	59	Jenkins, Elgton	142	Owen, Mike	66	Van Lanen, Cole	258
Davis, Willie	507	Johnson, Zack	274	Patrick, Lucas	179	Vrable, Jason	58
Deguara, Josiah	126	Jones, Aaron	145	Policy, Ed	15	Wahlers, Jason	23
Dietzen, Jon	269	Jordan, Henry	508	Previlon, Willington	277	Weber, Mike	281
Dillon, A.J.	128	Kaufusi, Bronson	274	Ramsey, Randy	277	White, Reggie	508
Dillon, Bobby	509	Keke, Kingsley	151	Redmond, Will	182	Wilborn, Ray	282
Dow, Gabrielle	21	Kemp, Carlo	275	Ringo, Jim	507	Williams, Dexter	282
Downard, Ryan	47	King, Kevin	153	Robinson, Dave	508	Williams, Richmond	29
Drayton, Maurice	36	Kirby, Chris	72	Rodgers, Aaron	184	Winfree, Juwann	283
Dunn, John	59	Klein, Matt	72	Rodgers, Amari	250	Winslow, Ryan	284
Engel, Bryan	69	Korzun, Adam	70	Ross, Brandian	67	Wojciechowski, John	26
Ento, Kabion	269	Kramer, Jerry	509	Ruegger, Grey	74	Wolf, Ron	508
Favre, Brett	508	LaFleur, Matt	31	Runyan, Jon	203	Wood, Willie	507
Fortunato, Joe	270	Lambeau, Curly	534	Rush, Anthony	278	Woodson, Charles	509
Franklin, Darryl	70	Lancaster, Tyler	157	Samuels, Stanford	278	Zetts, Tim	61
Funchess, Devin	131	Lazard, Allen	160	Savage, Darnell	205		
Gaines, Innis	270	Ledvina, Nicole	22	Schuldes, Shery	74		

DETAILED MEDIA-GUIDE INDEX

10-year stretch, home W-L records, best	174	300-yard net passing efforts	342	1976	528
100-catch seasons, all-time	367	300-yard passing games, all-time	370	Alphabetical roster	
100-yard receiving games, all-time	368	4 rounds, first, most draft selections	263	2021	286
100-yard rushers, multiple, same game	20	4,000-yard passers, all-time	366	All-time	543
100-yard rushing games, all-time	368	50th anniversary team, Packers	340	Amenities upgrades, Lambeau Field	591
1,000-yard receivers, all-time	367	7-round era, draft, most selections, NFL	255	Amos, Adrian	93
1,000-yard rushers, all-time	365			Annual statistical leaders	355
13 times world champions	468			Field goals made	356
14 times world champions?	527			Interceptions	359
1919 Kitchens & Tap	601			Kickoff returns	361
1919 Packers roster	159			Passing	358
1920 Packers roster	138			Punt returns	368
1936 championship team photo	479			Punting	360
1961 NFL title, President Kennedy	48			Receptions, overall	358
1st-round breakdowns, all-time, draft	247			Receptions by TE	359
1st-round picks, trades involving	584			Rushing yards	357
2020 review				Sacks	362
Attendance	290			Scoring	355
Game summaries	297			Total tackles	362
Game-by-game stats, team	293			Touchdowns	355
Opening-day roster	315			Annual team statistics	
Participation, player, postseason	296			Defense	364
Participation, player, regular season	294			Offense	363
Results, 2020	290			Architect, original, Lambeau Field	594
Season summary	290			Arizona, Packers training in	114
Standings, NFL	316			Arlington, University of Texas at	114
Statistics, individual defense	292			Assistant coaches, all-time	541
Statistics, individual offense	291			Associated Press All-Pro & Pro Bowl starter	84
Statistics, individual special teams	292			Attendance, 2020	290
Transactions	315			Attendance records	597
2021 draft choices	246			Atrium, Lambeau Field	600
2-punt conversions, all-time	318			Autry, Alan	181
Abbreviations, NFL All-Pro history	511				
Abbreviations, opponent, used in guide	342				
Abbreviations, stadium M-L	385				
Abbreviations, stadium, M-Z	388				
Acme Packing Company	521				
Active home tenures, pro sports	593				
Adams, Davante	82				
Adderley, Herb, biography	507				
Address	2				
After the bye, W-L records, 1990-2020	92				
Airplane, Packers first to use	127				
Alexander, Jaire	89				
All-Century team, <i>Press-Gazette</i>	117				
All-NFC selections	512				
All-Pro abbreviations	511				
All-Pro & Pro Bowl starter	84				
All-Pro selections, all-time	511				
All-Pro, consensus	513				
All-Rookie Team, <i>PFW/PFWA</i> , all-time	513				
All-time record, W-L	5				
All-time teams					
1946	102				
1957	102				
1969	340				

Awards and honors 511
 Away-game crowds, largest 597
 Away games, Packers first to fly 127

B

Bakhtiari, David 97
 Ball, Russ 18
 Baniel, Paul 19
 Barnes, Krys 101
 Barry, Joe 34
 Batty, Gordon "Red" 68
 Bears, Chicago, loan from Packers 335
 Before radio 526
 Begelton, Reggie 265
 Bell, Bert 537
 Bellevue Park 599
 Bengtson Period, The 523
 Benkert, Kurt 265
 Benuska, Luke 65
 Benzel, Craig 20
 Best divisional/overall records, since 2002 213
 Best turnover margins, Packers history 343
 Bikes, riding to practice 194
 Birth of a team and a legend 521
 Black, Henry 266
 Blackburn Takes Over 523
 Blair, Chris 266
 Blindness, Dillon and Comp 349
 Block, Ed, Courage Award 240
 Blood, Johnny, name origin 326
 Blood, Johnny (McNally), biography 505
 Board of directors 30
 Bonus choice, 1947-58 253
 Borchert Field 599
 Bortles, Blake 103
 Bowl, Lambeau Field 594
 Braden, Ben 267
 Bradley, Hunter 108
 Braisher, Dad, Packers "G" 19
 Brand, The Green Bay Packers 21
 Bridges named after Packers 15
 Brinker, Chad 63
 Broadcast partners 609
 Built, how the Packers were 288
 Burks, Oren 110
 Butkus, Luke 46
 Butler, LeRoy, Lambeau Leap 43
 Bye, after the, W-L records, since 1990 92

C

Calhoun, George 521
 Canadeo, Tony, biography 506
 Capacity, Lambeau Field 590
 Capra, Jacob 267
 Career leaders, all-time franchise
 Passing 371
 Receiving 371
 Rushing yards 371
 Carr, Chris 69
 Carr, Joe 537
 Carried off the field, coaches 347
 Central, NFC, all-time vs 467
 Central, NFC, composite standings 168
 Century teams, *Press-Gazette* 117
 Challenges, instant replay, since 1999 39
 Champions, defending, Packers vs 25
 Championships, NFL, seasons 5
 Championships, world, most 468
 Cheerleaders, Packers 158
 Chesney, Kenny, concert 602
 Chronology, Packers franchise 527
 City Stadium (old) 598
 Clair, John and J. Emmett 521
 Clark, Kenny 113
 Clinching dates, Packers 336
 Coach debuts, Packers history 199
 Coach of the Year, NFL 513
 Coaches, assistant, all-time 541
 Coaches, former, vs. Packers 540
 Coaches, head, all-time 540
 Coaches carried off the field 347
 Coaches under Lombardi 176

Cold weather, home playoff games 485
 Coldest home games recorded 54
 College, draft choices by 259
 College, players by 29
 College All-Star Game, Packers in 251
 College national champion, players drafted 209
 College players, illegal use of 539
 Colleges who've produced most Packers 29
 Colors, team 5
 Combinations, TD passes, Packers 337
 Communications department 616
 Community, Packers in 7
 Community events, Atrium 601
 Comp. Inv., limited vision 349
 Compensatory draft choices, all-time 257
 Compensatory system, most picks 284
 Compensatory system, NFL Draft, explained 184
 Consecutive seasons leading team, tackles 236
 Consecutive wins, playoffs, over one team 502
 Consensus All-Pros 513
 Construction, original, Lambeau Field 594
 Cost, Lambeau Field
 Expansion and renovation, 2011-15 592
 Original 594
 Redevelopment, 2000-03 591
 Coverage tackles, most in a season 166
 Credits, media guide 5
 Cronk, Coy 268
 Crosby, Mason 118

D

Dafney, Dominique 268
 Dallas *Morning News*, sp. teams rankings 121
 Datton, Maurice 91
 Dates, clinching, Packers 336
 Davis, Wendel 59
 Davis, Willie, biography 507
 Debuts, head coaches, Packers 199
 Decade, Packers by 467
 December, warmest home games 51
 December/January, Packers in, since 2000 229
 Dedication date, Lambeau Field 590
 Defeat, largest margins of 467
 Defending world champs, Packers vs 25
 Defense, NFL, rankings, all-time 348
 Defensive backs, limited vision 349
 Defensive MVP, NFL 513
 Defensive scores, 1950-2020 130
 Defunct teams, Packers vs 375
 Deguara, Josiah 126
 Developmental squad, first 581
 Devine, Dan, minicamp origin 114
 Devine Days, The 523
 Dietzen, Jon 269
 Dillon, AJ 128
 Dillon, Bobby, limited vision 349
 Directory, staff 2
 Disabled seating, Lambeau Field 591
 Division-clinching dates, Packers 336
 Division titles, most, since 1995 125
 Division titles, seasons, Packers history 5
 Divisional record, best, since 2002 213
 Dollie Gray, impostor, 1923 57
 Dow, Gabrielle 21
 Downard, Ryan 47
 Draft
 All-time selections 566
 Bonus choice, NFL, 1947-58 253
 Choices, 2021 246
 College, choices by 259
 Compensatory choices, all-time 257
 Compensatory system, NFL 284
 First-round breakdowns 247
 Lowest-selected Pro Bowlers 261
 School, choices by 259
 Selections, all-time 566
 Selections, compensatory, all-time 257
 Selections, compensatory, most 284
 Selections, first four rounds, most 263
 Selections, first-round, all-time 264
 Selections from national champion 209
 Selections, seven-round era, most, NFL 255

Trades involving first-round picks 584
 Undrafted Pro Bowlers 261
 Draft choices, 2021 246
 Drayton, Maurice 36
 Dumont television, Packers on 515
 Dunn, John 59

E

Eateries, Atrium 601
 Economic impact, Packers on community 20
 Ed Block Courage Award 240
 Emblem history 178
 Ending season on a high note 334
 Engel, Bryan 69
 Ento, Kabion 269
 ESPN, Packers on 515
 Events, Atrium 601
 Events that led to Packers' birth 521
 Executive Committee 30
 Expansions, Lambeau Field 593
 Experience, rookies vs. first-year players 249
 Extinct teams, Packers vs 375
 Eyes, Dillon and Comp 349

F

Facade, names on 156
 Fan who sued team, 1934 539
 Favre, Brett, biography 508
 Fenway Park 593
 Field, Lambeau, surface 56
 Field goals, game-winning 320
 Financial history 537
 Financial ups and downs, notable, 1919-57 539
 Financing, Lambeau Field
 Expansion and renovation, 2011-15 592
 Original 594
 Redevelopment, 2000-03 591
 Fingertip information 5
 First game 200
 First quarterbacks 170
 First-round breakdowns, all-time, draft 247
 First-round picks, all-time 264
 First-round picks, by position 247
 First-round picks, by school 247
 First-round picks, trades involving 584
 Firsts 200
 First-year players vs. rookies, difference 249
 Flagship radio station 5
 Fledgling legend receives its name 350
 Fly, Packers first to 87
 Former Green Bay coaches vs. Packers 540
 Former teams, Packers vs 375
 Fortunato, Joe 270
 Founders 5
 Fourteen times world champions? 520
 Franchise fee 109
 Franchise players, all-time 588
 Franklin, Darryl 70
 Free agents signed/lost 588
 Front office 75
 Frozen Tundra Hockey 602
 Fullback is the position 204
 Funchess, Devin 131

G

"G" logo, Packers helmet 19
 Gaines, Innis 270
 Gaither, Bailey 270
 Galeai, Tipa 271
 Game summaries, 2020 297
 Game summaries, playoffs 480
 Game-winning field goals 320
 Garvin, Jonathan 271
 Gary, Rashaan 134
 General managers, all-time 155
 Getsy, Luke 40
 Gissendaner, Lee 64
 Giveaway-takeaway ratios, Packers history 343
 Gizzi, Chris 37
 Goodson, Demetri 65
 Gosselin special teams rankings 121
 Graess, Henry 537

Gray, Dollie, imposter, 1923	57
Gray, Jerry	42
Green Bay, City of	
Information	5
Streets named after Packers	15
Green Bay, USS	28
Gregg, Forrest, biography	506
Gregg Era, The	523
Gustafson, Dick, bowl origin	594
Gutekunst, Brian	16

H

Hackett, Nathaniel	38
Hagemeister Park	597
Halas, George, loan from Packers	335
Halbach, Mike	71
Hall of Fame, Green Bay Packers	
Inductees, all-time	510
New location, Atrium	600
Origin	509
Hall of Fame, Pro Football	
Members, by franchise	505
Names on facade, Lambeau Field	156
Packers in	505
Hallowed ground, Lambeau Field	590
Hanson, Jake	272
Harlan, Kevin	609
Harris, De'Jon	273
Head coaches	

All-time, by wins	540
Carried off the field	347
Debuts, Packers history	199
Heating system, Lambeau Field	590
Heflin, Jack	273
Heisman Trophy, Packers who've won	224
Hendrickson, Millt	24
Herber, Arnie, biography	506
Herber to Hutson, did you know	338
Hill, Kylin	262
Hinkle, Clarke, biography	505
Historical biographies	
Hutson, Don	535
Lambeau, Curly	534
Lombardi, Vince	536
Hockey, Frozen Tundra	602
Hoeffel, Joseph Merrill	91
Hollman, Ka'dar	137
Hollywood, Packers in	181
Holmgren, Super Bowl speech	472
Holmgren Era, The	523
Home W-L records	
10-year stretch, best	174
By opponent, Lambeau Field, all-time	346
Playoffs, NFL, all-time	487
Honors and awards	511
Hood, Justin	60
Hornung, Paul, biography	507
Hotlines, fan	2
Hottest Packers games	51
How the Packers were built	288
Hubbard, Cal, biography	505
Hueber, Joe	66
Hutson, Don	
Arnie Herber and	338
Biography	535
Hutson Period, The	522

I

Ice Bowl, The	482
Illegal college players, use of	539
Imposter, 1923	57
<i>In the Heat of the Night</i>	181
Index, biographical	610
Infante Signs On	524
Injured reserve, starters on, 2000-20	112
Instant-replay challenges, since 1999	39
Insurance, rain	522
Interception returns, longest	136
Interception returns, Super Bowl	476
Internet sites, official	2
Iron Man Era	522
Iron Man Era Team	528

J

Jackson, Josh	139
Jackson, Thadeus	62
Jean-Charles, Shemar	256
Jenkins, Elgton	142
Jersey sales, Pro Shop	222
Jerseys retired	537
Joannes, Lee	537
Joel, Billy, concert	602
Johnson, Zack	174
Jones, Aaron	245
Jonet, Frank	537
Jordan, Henry, biography	508

K

Kaufusi, Bronson	274
Keke, Kingsley	151
Kemp, Carlo	275
Kennedy, President, 1961 NFL title	48
Key, opponent abbreviations, media guide	342
King, Kevin	153
Kirby, Chris	72
Klein, Matt	72
Kliebhan, Adolph	170
Korzun, Adam	70
Kramer, Jerry, biography	509

L

LaFleur, Matt	31
LaFleur Era, The	526
Lambeau, Curly, biography	534
Lambeau, death, stadium renamed	350
Lambeau Field	
1919 Kitchen & Tap	601
Atrium	600
Attendance records	597
Bowl	594
Coldest games	54
Community events, Atrium	601
Construction, original	594
Cost, expansion/renovation, 2011-15	592
Cost, original	594
Cost, redevelopment, 2000-03	591
Dedication date	590
Disabled seating	591
Expansions	593
Financing, expansion/renovation, 2011-15	592
Financing, original	594
Financing, redevelopment, 2000-03	591
Frozen Tundra Hockey	602
Hall of Fame, Packers	600
Hallowed ground	590
Hockey, Frozen Tundra	602
Longest active home tenures	593
Longest occupied stadiums	592
LZ Lambeau	602
Memorable games	596
Names on facade	156
Original construction	594
Owner	590
Packers' all-time record	590
Packers Hall of Fame	600
Private boxes	591
Pro Shop	601
Project Play 60	601
Records	351
Renamed, 1965	350
Ring of Honor	156
Seating diagram	595
Snow-shoveling tradition	141
Special events	601
Surface info	590
Ticket prices	595
Ticket upgrades	591
Tickets, waiting list	596
Titletown, development	603
Tours	600
Twin flags	80
Upgrades	591
Weather, coldest games	54
Weather by playoff game	485

Weddings	601
W-L record, by opponent	346
Lambeau Leap, origin of	43
Lancaster, Tyler	157
Landmark Packers games	357
Larrivee, Wayne	608
Last time	
Draft	247
On-field accomplishments	352
Lazard, Allen	160
Leaders, annual team	
Field goals made	356
Interceptions	359
Kickoff returns	361
Passing	358
Punt returns	361
Punting	360
Receptions, overall	358
Receptions by TE	359
Rushing yards	357
Sacks	362
Scoring	355
Tackles	362
Touchdowns	355
Leaders, career, all-time franchise	
Passing	371
Receiving	371
Rushing yards	371
Leap, Lambeau, origin of	43
Ledvina, Nicole	22
Left-footed punters, Packers	211
Lewis, Connor	48
Lewis, Marceldes	163
Lightning delays, preseason games	519-520
Loan to Chicago Bears	335
Locker-room speech, Holmgren	472
Locker-room speech, Woodson	478
Lofton, James, biography	508
Lofton, James, preseason TV	609
Logo history	178
Lombardi, Vince, biography	536
Lombardi Era, The	523
Lombardi sweep	225
Lombardi Trophy, The	384
Lombardi's pupils	176
Longest active home tenures, pro sports	593
Longest continuously occupied stadiums	592
Longest-standing nicknames, pro sports	18
<i>Longest Yard, The</i>	181
Losing streaks, longest vs. opponent	88
Love, Mark	62
Love, Jordan	169
Lowest-drafted Pro Bowlers	261
Lowry, Dean	171
LZ Lambeau	602

M

Mahaffey, Ryan	60
Malaspina, Matt	27
Margins of victory/defeat, largest	467
Marks, history of	178
Marohl, Melanie	73
Marquette Stadium	599
Martin, Kamal	175
Martin, Ruvell	61
McCarren, Larry	608
McCarthy Era, The	524
McCartney, Paul, concert	602
McDuffie, Isaiah	260
McKillip, Joe	71
McLean Moves Up	523
McNally, Johnny (Blood), biography	505
McNally, Johnny (Blood), name origin	326
Memorable games, Lambeau Field	596
Michalske, Mike, biography	506
Milestone league games	357
Milwaukee, all-time record	466
Milwaukee County Stadium	599
Minicamp history	114
Minneapolis Marines, first game	200
Mission statement, corporate	1
Mock, Danny	68

Molson, JJ	276
Monday Night Football, Packers on	515
Montgomery, Jerry	49
Moore, Patrick	64
Most Packers Pro Bowl selections, season	35
Most Valuable Player, NFL	513
Movies, Packers in	181
Multiple 100-yard rushers, same game	20
Murphy, C.M. "Neil"	521
Murphy, Mark	12
Myers, Josh	248

N

Naming of Lambeau Field	350
National champion, players drafted	209
National TV schedule	607
Nauta, Isaac	276
Navy ship, USS Green Bay	28
Net passing, 300-yard efforts	342
Network television debuts	515
Newman, Royce	252
NFC, first-team all-conference choices	512
NFC Central, all-time vs.	467
NFC Central, composite standings	168
NFC North, composite standings	124
NFL schedule, 2021	605
NFL standings, 2020	316
Nicknames, longest standing, pro sports	18
Nickname origin	18
Nijman, Yosh	177
Nitschke, Ray, biography	507
November, coldest home games	54
November, warmest home games	51
Number records, uniform	553
Number system, NFL uniforms	554
Numbers retired	537
Numbers retired, teams in other sports	135
Numerical roster, 2021	287
Numerical roster, all-time	553
Nuthals, Linda	73

O

October, coldest home games	54
October, warmest home games	51
Offense, NFL rankings, all-time	348
Offensive MVP, NFL	513
Oldest nicknames, pro sports	18
Olejniczak, Dominic	522
Olivadotti, Kirk	50
Opening-day roster, 2020	290
Opponent abbreviations, media guide	342
Opponent records	335
Opponent winning streaks, longest broken by	221
Opponent W-L record, Lambeau Field	346
Opponent W-L streaks, vs. GB	88
Origin, franchise	521
Original construction, Lambeau Field	594
Other homes, Packers	597
Outstanding performers	
100-yard receiving games	368
100-yard rushing games	368
300-yard passing games	370
Outten, Justin	52
Overtime games	516
Overtime rules	24
Owen, Mike	66
Owner, Lambeau Field	590

P

Packers' all-time record	5
Packers firsts	200
Packers Hall of Fame, Green Bay	
Inductees	510
Origin	509
Packers name origin	18
Packers story	521
Participation, player, 2020 postseason	296
Participation, player, 2020 regular season	294
Passer rating, best seasons	366
Passing, career leaders, Packers	371
Passing, NFL rankings, all-time	348
Patrick, Lucas	179

Peck, Frank	521
Phoenix, Packers training in	114
Phone numbers	2
Pigskin Champions	181
Pitch Perfect 2	181
Plan B free agents	587
Plane pioneers	127
Player personnel department	63
Playoffs	
Crowds, largest	597
Game summaries	480
Green Bay's 60 games	479
History, Packers	468
Meetings, most overall	501
Overtime games	517
Records, individual	498
Records, team	501
Tiebreakers, history in	486
Weather, home	485
Wins, consecutive, over one team	502
W-L records, home, NFL teams	487
W-L records, NFL, all-time	45
W-L records, vs. one opponent	503
Playograph board, watching games on	526
PMS colors, team	5
Points, largest margins	467
Policy, Ed	15
Population, Green Bay	5
Position, players by, first round, draft	247
Position, roster by, 2021	285
Postseason meetings, most overall	501
Postseason overtime games	517
Postseason records, individual	498
Postseason records, team	501
Postseason wins, consec., over one team	502
Postseason W-L records, all-time	45
Postseason W-L records, home, all-time	487
Postseason W-L records, vs. one opponent	503
Practice squad, all-time	580
Practice squad, first	581
Preseason broadcast team	609
Preseason crowds, largest	597
Preseason results	517
Presidents/CEOs, team history	13
Previlon, Willington	277
Prime time, Packers in	515
Private boxes	591
Pro Bowl MVP	513
Pro Bowl selections	514
Pro Bowl selections, most, season	35
Pro Bowl starter & All-Pro	84
Pro Bowl voting	514
Pro Bowlers	
Lowest-drafted Packers	261
Undrafted Packers	261
Pro Bowls, most, by player	22
Pro Bowls, most, by position	22
Pro Football Hall of Fame, Canton	505
Pro Shop, jersey sales	222
Pro Shop, Packers	601
Project Play 60	601
Pronunciation guide, 2021	285
Punters, Packers, since 1970	211

Q

Quarterback(s)	
First	170
Packers, 1948-2020	41

R

Radio, flagship station	5
Radio Network, Packers	608
Rain delays, preseason games	519-520
Ramsey, Randy	277
Rankings, NFL, all-time, Packers in	348
Rankings, weekly NFL, 2020	292
Receivership period, franchise	522
Receiving, career leaders, Packers	371
Receptions, best seasons	367
Record, W-L, all-time	5
Records, individual	318
Combined kick returns	332

Combined net yards	332
Defense	333
Defensive touchdowns	334
Field goals	320
Interceptions by	329
Kickoff returns	331
Lambeau Field	351
Opponent	335
Overall touchdowns	319
Passing	323
Points after touchdown	319
Postseason	498
Punt returns	330
Punting	329
Receiving	326
Rushing	321
Sacks	333
Safetyes	321
Scoring	318
Service	318
Tight ends	127
Yards from scrimmage	328
Records, Lambeau Field	351
Records, playoffs, individual	498
Records, playoffs, team	501
Records, team	336
Attendance	597
Championships	336
Defensive	346
Field goals	338
First downs	339
Fumbles	345
Games lost	336
Games won	336
Kickoff returns	344
Net yards gained	339
Overall touchdowns	337
Passing	341
Penalties	345
Points after touchdown	338
Postseason	501
Punt returns	343
Punting	343
Rushing	340
Safetyes	338
Scoring	337
Tie games	336
Turnovers	345
Uniform number	553
Redmond, Will	182
Restricted free agents, all-time	588
Results	
2020, Packers	290
Preseason, all-time	517
Season, summary by	466
Season, year-by-year	382
Team, by	375
Retired numbers, other sports	135
Retired numbers, Packers	537
Riding bikes to practice	194
Ring of Honor	22
Ringo, Jim, biography	507
Rings, Super Bowl, Packers	477
Road crowds, largest	597
Road games, Packers first to fly	127
Road games, warmest	51
Robinson, Dave, biography	508
Rockwood Lodge	539
Rodgers, Aaron	184
Rodgers, Aaron, 2011 season	194
Rodgers, Amari	250
Ronzani Regime	523
Rookie(s)	
All-Rookie team, PFW/PFWA, all-time	513
First-year players, difference vs.	249
Free-agent signings, notable	587
Starters, season openers	207
Ross, Brandon	67
Roster	
Alphabetical, 2021	286
Alphabetical, all-time	543
Numerical, 2021	287

Numerical, all-time 553
 Opening day, 2020 390
 Positional, 2021 285
 Rhodes Season, The 524
 Ruegarmer, Grey 74
 Runyan, Jon 203
 Rush, Anthony 278
 Rushing yards, best seasons 365
 Rushing yards, career leaders, Packers 371
 Rushing, NFL rankings, all-time 348
 Ryan, Willard J. 91

S

Sack(s)
 All-time, Packers history 27
 History of statistic 117
 Most consecutive seasons, leading team 219
 Most seasons, leading team 219
 Samuels, Stanford 278
 Sandlot Years, The 597
 Savage, Damell 205
Schedule
 2020 results 290
 NFL, 2021 605
 Strength of, Packers history 244
School
 Draft choices by 259
 First-round draft choices by 247
 Players by, all-time 29
 Players by, most, all-time 29
 Schultes, Sherry 74
 Scores, defensive, 1950-2020 130
 Scoring, all-time
 Individual 372
 Team 373
 Scott, Delontae 279
 Scott, J.K. 208
 Scott, Vernon 212
 Scouts, Packers 63
 Seale, Sam 28
 Season summary, 2020 290
Seasons, select
 Passer rating 366
 Receptions 367
 Rushing yards 365
 Seating diagram, Lambeau Field 595
Select seasons
 Passer rating 366
 Receptions 367
 Rushing yards 365
 September, coldest home games 54
 Seven-round era, NFL draft, most choices 255
 Shareholder history 537
 Shareholders 5
 Shareholders, current 537
 Sherman Tenure, The 524
 Ship, USS Green Bay 28

Shoulders, carried off the field 347
 Shoveling snow at Lambeau Field 141
 Simrans, Ben 53
 SIGGrass, 2018 56
 Slaton, T.J. 254
 Smith, Mike 55
 Smith, Preston 214
 Smith, Za'Darius 218
 Snow, shoveling at Lambeau Field 141
 Snowfall, average, Green Bay 5
 Solid football, shaky finances 522
 Somerville, John 594
 Special events, Lambeau Field 601
Special teams
 Rankings, *Dallas Morning News* 121
 Tackles, most, season 166
 Touchdowns, 1959-2020 144
 Speech, Charles Woodson, locker room 478
 Speech, Mike Holmgren, locker room 472
 Spooktacular Fun 601
Sports Illustrated, top 20 venues of 20th cent. 23
 Spring minicamp history 114
 Stadium abbreviations, A-L 385
 Stadium abbreviations, M-Z 388
 Stadium tenures, longest active, pro sports 592
 Staff directory 2
 Standings, NFC Central, composite 168
 Standings, NFC North, composite 124
 Standings, NFL, 2020 316
 Starr, Bart, biography 507
 Starr Trek, The 523
 Starters on injured reserve, 2000-20 112
 Starters, rookie, season openers 207
 State Fair Park 599
Statistics, game-by-game
 Select seasons, individual, all-time 365
 Team, 2020 293
Statistics, individual
 Defense 292
 Offense 291
 Postseason 295
 Special teams 292
Statistics, team
 Defense, all-time 364
 Game-by-game, 2020 293
 Offense, all-time 363
 Postseason 295
 St. Brown, Equanimeous 223
 Stenavich, Adam 44
 Stepaniak, Simon 279
 Sternberger, Jace 226
 Stewart, Rayna 57
 Stock and financial history 537
 Stock sales 539
 Stock sales, years 5
 Stockholders 5
 Stokes, Eric 246

Strikes
 300-yard net passing games 242
 Longest broken by GB 221
 Losing, longest vs. opponent 88
 Playoff wins, over one team 502
 Winning, longest vs. opponent 88
Streets named after Packers 15
Strength of schedule, Packers history 244
Sudden-death games, all-time 516
 Sullivan, Chandon 228
 Sullivan, Jon-Eric 25
 Summaries, game, 2020 297
 Summers, Ty 231
Sunday Night Football, Packers on 515
 Super Bowl, interception returns 476
 Super Bowl MVP 513
 Super Bowl rings, Packers 477
Super Bowls
 I 469
 II 470
 Two appearances, Packers uniform 474
 XXXI 471
 XXXII 463
 XLV 475
 Surface, Lambeau Field new 56
 Surface info, Lambeau Field 590
 Sweep, Lombardi 225

T

Table of contents 1
Tackles
 Seasons leading team 136
 Special teams, most, season 166
 Takeaway rats, Packers history 343
Taylor, Jim
 Biography 506
 Fullback is the position 204
 Taylor, Malik 233
 Taylor, Patrick 280
Team statistics
 Defense, annual 364
 Offense, annual 363
Telephone numbers 2
Television announcers, preseason 609
Television entertainment, Packers in 181
Television market, Green Bay 5
Television markets, smallest 526
Television network debuts 515
Television revenue, 1953 539
Television, national, NFL, 2020 607
Temperature, average high, Green Bay 5
Temperature, home playoff games 485
Texas, Packers training in 114
Thanksgiving, Packers on 516
There's Something About Mary 181
 Thiesen, Brett 67
 Thompkins, DeAndre 280



Thirteen times world champions	468
Thorne, Grant	63
Thursday Night Football, Packers on	515
Ticket prices	595
Ticket upgrades	591
Tiebreakers, Packers history in, playoffs	486
Ties, recognized in league standings	527
Tight ends, records	127
Timeline	
Lambeau Field, original construction	594
Packers franchise	527
Titles, NFL, Packers seasons	5
Titles, world, most	468
Titledown, development	603
Titledown Meets Tinseltown, Where	181
Titledown moniker, origin	34
Tonyan, Robert	235
Touchdowns	
Defensive, 1950-2020	130
Special teams, 1959-2020	144
Touchdown passes, combinations	337
Toughest schedules, Packers history	244
Tours, Lambeau Field	600
Trade(s)	
First-round draft picks, involving	584
Significant, Packers history	583
Transactions, 2020-21, by date	315
Transition players, all-time	588
Travel, Packers first to fly	127
Trophy, Lombardi	384
Turnbull, Andrew	537
Turner, Billy	238
Turnkey, Team Brand Index	21
Turnover ratios, Packers history	343
Twin flags, Lambeau Field	80
Two Super Bowls, Packers uniform	474
Two-point conversions, all-time	318

U

USS Green Bay	28
Undrafted free agent Pro Bowlers	261
Uniform-number records	553
Uniform-number system, NFL	554
Unique team	526
University, players by	29
Unrestricted free agents, all-time	588
Upgrades, Lambeau Field	591
Uphoff, Christian	281

V

Vainisi, Jack	523
Valdes-Scantling, Marquez	241
Van Lanen, Cole	258
Vannieuwenhoven family, original farm	594
Venues, top 20 of 20th cent., <i>Sports Illustrated</i>	23
Veteran free-agent signings, notable	587
Victory, largest margins of	467

Voting, Pro Bowl	514
Vrable, Jason	58

W


Wahlers, Jason	23
Waiting list, season tickets	596
Waiver acquisitions, notable	587
Warmest Packers games	51
Weather	
Average high, Green Bay	5
Coldest home games	54
Delays, preseason games	519-520
Home playoff games	488
Shoveling snow at Lambeau Field	141
Warmest Packers games	51
Weber, Mike	281
Websites, official	2
Weddings, Lambeau Field	602
Where Titledown Meets Tinseltown	181
White, Reggie, biography	508
Wilborn, Ray	282
Williams, Dexter	282
Williams, Richmond	29
W-L record	
Bye, after the	92
Dec./Jan., Packers in, since 2000	229
Decade, by	467
Head coaches, Packers	540
Home, 10-year stretch, best	174
Home playoff games, NFL	487
Lambeau Field, all-time	590
Lambeau Field, by opponent	346
Milwaukee, all-time	466
Packers, all-time breakdown	466
Playoff games, home, NFL	487
Playoffs, NFL, all-time	45
Playoffs, vs. one opponent	503
Since 2002, best	213
Wind chill, home playoff games	485
Winfree, Juwann	283
Winning field goals	320
Winning streaks, longest broken by GB	221
Winning streaks, longest vs. opponent	88
Winslow, Ryan	284
Wisconsin Athletic Hall of Fame, Packers in	354
Wisconsin-LSU football game, 2016	602
Wojciechowski, John	26
Wolf, Ron, biography	508
Wolf, Ron, stamp on Packers history	26
Wood, Willie, biography	507
Woodson, Charles, biography	509
Woodson, Charles, locker-room speech	478
World champions, defending, GB vs.	25
World championship seasons	5
Worst turnover margins, Packers history	343
Wrigley Field	593

Y

Yearly statistical leaders	355
Field goals made	356
Interceptions	359
Kickoff returns	361
Passing	358
Punt returns	361
Punting	360
Receptions, overall	358
Receptions by TE	359
Rushing yards	357
Sacks	362
Scoring	355
Total tackles	362
Touchdowns	355
Yuenger, Jack	34

Z

Zetts, Tim	61
------------	----



COMMUNICATIONS DEPARTMENT



JASON WAHLERS

Vice President of Communications

920-569-7210
wahlersj@packers.com
Iowa State ('99); Ohio University ('01)
Hometown: West Des Moines, Iowa
Career: Wisconsin Timber Rattlers, 1999-2000; Denver Broncos, 2001-02; Amsterdam Admirals (NFL), 2002; Tampa Bay Buccaneers, 2002-11; Green Bay Packers, 2011-present



SARAH QUICK

Assistant Director of Communications

920-569-7213
quicks@packers.com
Marquette University ('98)
Hometown: Middletown, Ohio
Career: Milwaukee Wave (MISL), 1998-2002; Green Bay Packers, 2002-present



TOM FANNING

Assistant Director of Communications

920-569-7222
fanningt@packers.com
University of Minnesota ('98)
Hometown: Appleton, Wis.
Career: St. Paul Slam (IBA), 1997-98; Appleton Post-Crescent, 1999; Minnesota Vikings, 1999-2008; Green Bay Packers, 2008-present



NATE LOCASCIO

Communications Coordinator

920-569-7216
locascion@packers.com
University of Wisconsin - River Falls ('05)
Hometown: Green Bay, Wis.
Career: Jacksonville Jaguars, 2005; Amsterdam Admirals (NFL), Spring 2006; Jacksonville Jaguars, 2006; Arizona Cardinals, 2007-11; Pittsburgh Steelers, 2011-14; Green Bay Packers, 2014-present



ERIC SZCZEPINSKI

Communications Intern

920-569-7217
szczepinski@packers.com
Walsh University ('18)
Hometown: Cleveland, Ohio
Career: Cincinnati Bengals, 2018; Chicago Bears, 2019-21; Green Bay Packers, 2021-present

PUBLIC AFFAIRS DEPARTMENT



AARON POPKEY

Director of Public Affairs

920-569-7211
popkeya@packers.com
University of Wisconsin ('94)
Hometown: De Pere, Wis.
Career: Green Bay Packers, 1993-present



KATIE HERMSEN

Public Affairs Coordinator

920-569-7218
hermsenk@packers.com
University of Wisconsin ('14)
Hometown: Appleton, Wis.
Career: Isthmus Publishing, 2012; Curl Magazine, 2013; UW-Madison Campus and Visitor Relations, 2013-14; Green Bay Packers, 2014-present

LEE REMMEL PRESS BOX

The Packers in 2003 permanently named the new Lambeau Field press box after team historian and longtime public relations director Lee Remmel. Remmel's 62-year association with the team began as a sportswriter in 1945 before he moved into the team's front office in 1974.

